



MEDIA GUIDE

THUNDER.NBA.COM

2013-2014 OKLAHOMA CITY THUNDER SEASON SCHEDULE

All times Central and subject to change. All home games at Chesapeake Energy Arena.



OCTOBER/NOVEMBER

SUN	MON	TUE	WED	THU	FRI	SAT
27	28	29	30 FSO	31	1 FSO	2
			UTA 8:00		MIN 7:00	
3 FSO	4	5	6 DAL 8:30	7	8 DET 6:30	9
10 FSO	11	12	13 FSO	14 TNT	15	16 FSO
WAS 6:00			LAC 9:30	G.S. 9:30		MIL 7:30
17	18 FSO	19	20	21 LAC 7:00	22	23
	DEN 7:00					
24 FSO	25	26	27 FSO	28	29 FSO	30
UTA 6:00			S.A. 7:00		G.S. 7:00	

DECEMBER

SUN	MON	TUE	WED	THU	FRI	SAT
1 FSO	2	3 SAC	4 POR	5	6 FSO	7
MIN 6:00		SAC 9:00	POR 9:00		N.O. 7:00	
8 FSO	9	10 FSO	11 FSO	12	13 FSO	14
IND 6:00		ATL 6:30	MEM 7:00		LAL 7:00	
15 FSO	16	17 FSO	18	19 TNT	20	21 FSO
ORL 6:00		DEN 8:00		CHI 7:00		S.A. 7:30
22 FSO	23	24	25 ABC	26	27 FSO	28
TOR 6:00			N.Y. 1:30		CHA 6:00	
29 FSO	30	31 FSO				
HOU 6:00		POR 7:00				

JANUARY

SUN	MON	TUE	WED	THU	FRI	SAT
			1	2 FSO	3	4 FSO
				BKN 7:00		MIN 7:00
5 FSO	6	7 FSO	8	9 FSO	10	11 FSO
BOS 6:00		UTA 8:00		DEN 9:30		MIL 7:00
12	13	14 FSO	15	16 TNT	17 FSO	18
		MEM 7:00		HOU 8:30		
19 FSO	20	21 FSO	22 FSO	23	24 FSO	25 FSO
SAC 6:00		POR 7:00	S.A. 8:30		BOS 6:30	PHI 6:30
26	27 FSO	28	29 FSO	30	31 FSO	
	ATL 7:00		MIA 6:00		BKN 7:00	

FEBRUARY

SUN	MON	TUE	WED	THU	FRI	SAT
						1 FSO
						WAS 6:00
2	3 FSO	4	5 FSO	6	7 FSO	8
	MEM 7:00		MIN 7:00		ORL 6:00	
9 ABC	10	11 FSO	12	13 TNT	14	15
N.Y. NOON		POR 9:00		LAL 9:30		
16	17	18	19	20 TNT	21	22
★				MIA 7:00		
23 ABC	24	25	26 FSO	27	28 FSO	
LAC NOON			CLE 7:00		MEM 7:00	

MARCH

SUN	MON	TUE	WED	THU	FRI	SAT
						1
2 FSO	3	4 FSO	5	6 FSO	7	8
CHA 6:00		PHI 7:00		PHX 8:00		
9 ABC	10	11 FSO	12	13 TNT	14	15
LAL 2:30		HOU 7:00		LAL 8:30		
16 FSO	17 FSO	18	19	20 FSO	21 FSO	22
DAL 6:00	CHI 7:00			CLE 6:00	TOR 6:00	
23	24 FSO	25 FSO	26	27	28 FSO	29
	DEN 7:00	DAL 7:00			SAC 7:00	
30 FSO	31					
UTA 2:00						

APRIL

SUN	MON	TUE	WED	THU	FRI	SAT
		1	2	3 FSO	4 FSO	5
				S.A. 7:00	HOU 8:30	
6 FSO	7	8 FSO	9 FSO	10	11 FSO	12
PHX 8:00		SAC 9:00	LAC 9:30		N.O. 7:00	
13 FSO	14 FSO	15	16 FSO	17	18	19
IND 5:00	N.O. 7:00		DET 7:00			

THUNDER.NBA.COM • 405.208.4800



FSO = Fox Sports Oklahoma

2013-2014 Oklahoma City Thunder Media Guide

The 2013-2014 Oklahoma City Thunder media guide was written and edited by Matt Tumbleson, Michael Ravina, John Read and Ben Coldagelli. Special statistical assistance was provided by Elias Sports Bureau. All photos were provided by NBA Entertainment unless otherwise noted. This publication was printed at Southwestern Stationery and Bank Supply, Inc., Oklahoma City, OK. Special thanks to Daren Shepherd for his work on the production, design and layout of the media guide.

The information contained in this publication was compiled by the Oklahoma City Thunder and is provided as a courtesy to fans and the press and may be used only for personal or editorial purposes. Any commercial use of this information is prohibited without the prior written consent of the Oklahoma City Thunder. All NBA and team insignias depicted in this publication are the property of NBA Properties, Inc. and the respective teams of the NBA and may not be reproduced for commercial purposes without the prior written consent of NBA Properties, Inc. (c) Copyright 2013 Oklahoma City Thunder

TABLE OF CONTENTS



GENERAL INFORMATION

General Information.....	4
THUNDER OWNERSHIP GROUP	
Clayton I. Bennett.....	6
Board of Directors.....	7

PLAYERS

Photo Roster.....	10
Roster.....	11
Steven Adams.....	12
Nick Collison.....	14
Kevin Durant.....	18
Derek Fisher.....	22
Ryan Gomes.....	26
Serge Ibaka.....	28
Reggie Jackson.....	32
Perry Jones.....	34
Jeremy Lamb.....	36
Kendrick Perkins.....	38
Andre Roberson.....	42
Thabo Sefolosha.....	44
Hasheem Thabeet.....	48
Russell Westbrook.....	50
How the Thunder was built.....	54

BASKETBALL OPERATIONS

Sam Presti.....	56
Troy Weaver, Michael Winger.....	57
Scott Brooks.....	58
Rex Kalamian, Robert Pack.....	59
Mark Bryant, Brian Keefe, Mike Terpstra.....	60
Vin Bhavnani, Paul Rivers, Will Dawkins.....	61
Donnie Strack, Joe Sharpe, Dwight Daub.....	62
Jason Ranne, Marc St. Yves, Matt Tumbleson, Brandon Barnett.....	63
Basketball Operations Staff.....	64
Tulsa 66ers Basketball Operations.....	65
Tulsa 66ers Information.....	66
NBA D-League Directory.....	67

GENERAL INFORMATION

NBA Cares.....	68
Thunder in the Community.....	69
Uniforms and Official Marks.....	70
Rumble the Bison.....	71
Chesapeake Energy Arena.....	72
Chesapeake Energy Arena Ticket Map.....	74

THUNDER STAFF

Danny Barth, Brian Byrnes.....	76
Pete Winemiller, Scott Loft.....	77
Dan Mahoney, Katy Semtner.....	78
Tony Driscoll, Christine Berney, Jody East.....	79
Karlis Kezbers, Tyler Lane, John Leach, Kelly McKeown.....	80
Ron Matthews, Travis Herman, Abby Morgan, Lisa Waite.....	81
Thunder Staff.....	82
Staff Directory.....	86

2012-13 REGULAR SEASON REVIEW

Regular Season Statistics.....	90
Miscellaneous Statistics.....	91
Game-By-Game Results.....	92
Game-By-Game Statistics.....	94
Team Highs and Lows.....	96
Individual Highs.....	97
Individual and Team Highs.....	98
Game Leaders/Back-To-Back Sets.....	99
Injuries/Starting Lineups.....	100
Transactions.....	101

2012-13 NBA REVIEW

2012-13 Standings.....	104
2012-13 League Leaders.....	105
Offense/Defense Statistics.....	106
Award Winners.....	108
2012 NBA Playoffs.....	109
Playoff Structure/Attendance.....	110
NBA Directory.....	111

ALL-TIME RECORDS

Year-By-Year Record.....	114
All-Time Coaching Records.....	115
Opening Night.....	116
All-Time Opening-Night Starting Lineups.....	117
High-Low Scoring Games/Win-Loss Streaks.....	118
All-Time Winning-Losing Streaks/Win-Loss Margins.....	119
Overtime Results.....	120
Team Records.....	122
Opponent Team Records.....	123
Individual Records.....	124
Opponent Individual Records.....	125
All-Time Career Leaders.....	126
Oklahoma City Team Records.....	128
Oklahoma City Opponent Team Records.....	129
Oklahoma City Individual Records.....	130
Oklahoma City Opponent Individual Records.....	131
Greatest Individual Performances.....	132
Opponent Greatest Individual Performances.....	133
All-Time 40+ Points Performances.....	134
All-Time 20+ Rebounds Performances.....	135
All-Time 20-20 Club.....	136
All-Time Triple-Doubles.....	137
Award Winners.....	138
League Leaders/All-Stars.....	139
Year-By-Year Statistical Leaders.....	140
Year-By-Year Statistics.....	144
The Last Time.....	146
All-Time High Performances.....	147

ALL-TIME PLAYOFF RECORDS

Oklahoma City Era Team Playoff Records.....	150
Oklahoma City Era Individual Playoff Records.....	151
Thunder Team Playoff Records.....	152
Thunder Opponent Team Playoff Records.....	153
Individual Playoff Records.....	154
Top Single-Game Playoff Performances.....	155
Opponent Top Single-Game Playoff Performances.....	156
Thunder Career Playoff Leaders.....	157
In The Playoffs, The Last Time.....	158

THUNDER OPPONENTS

Atlanta Hawks.....	162
Boston Celtics.....	163
Brooklyn Nets.....	164
Charlotte Bobcats.....	165
Chicago Bulls.....	166
Cleveland Cavaliers.....	167
Dallas Mavericks.....	168
Denver Nuggets.....	169
Detroit Pistons.....	170
Golden State Warriors.....	171
Houston Rockets.....	172
Indiana Pacers.....	173
Los Angeles Clippers.....	174
Los Angeles Lakers.....	175
Memphis Grizzlies.....	176
Miami Heat.....	177
Milwaukee Bucks.....	178
Minnesota Timberwolves.....	179
New Orleans Pelicans.....	180
New York Knicks.....	181
Orlando Magic.....	182
Philadelphia 76ers.....	183
Phoenix Suns.....	184
Portland Trail Blazers.....	185
Sacramento Kings.....	186
San Antonio Spurs.....	187
Toronto Raptors.....	188
Utah Jazz.....	189
Washington Wizards.....	190

MEDIA INFORMATION

Brian Davis, Grant Long, Lesley McCaslin.....	192
Matt Pinto, Eleno Ornelas.....	193
Basketball Communications.....	194
Media Information.....	195
Media Regularly Covering the Thunder.....	196
INTEGRIS Health Thunder Development Center.....	197



GENERAL INFORMATION

Business Office Address	Oklahoma City Thunder 100 W. Reno Oklahoma City, OK 73102 405-208-4800
INTEGRIS Health Thunder Development Center	9600 N. Oklahoma Ave. Oklahoma City, OK 73114 405-208-4800
Home Court	Chesapeake Energy Arena (18,203)
Team Colors	Blue, Red, Yellow and Dark Blue
Television	Fox Sports Oklahoma
Radio	WWLS, 640 AM, 98.1 FM
TV Play-by-Play Announcer	Brian Davis
TV Color Analyst	Grant Long
Sideline Reporter	Lesley McCaslin
Radio Play-by-Play Announcer	Matt Pinto
Website	www.thunder.nba.com
Game Times	7 pm; 6pm and noon on Sundays

NATIONAL BASKETBALL ASSOCIATION KEY DATES 2013-14

October 28.....	Rosters set for Opening Day (5 p.m. ET)
October 29.....	2013-14 Season Tips Off
January 6.....	10-day Contracts can now be signed
January 10.....	All Contracts are guaranteed for remainder of the season
February 14-16.....	2014 NBA All-Star (New Orleans, LA)
February 20.....	2014 NBA Trade Deadline (3 p.m. ET)
March 1.....	Playoff Eligibility Waiver Deadline
April 16.....	Last Day of 2013-14 Regular Season
April 19.....	2014 NBA Playoffs begin
April 27.....	NBA Draft Early Entry Eligibility Deadline (11:59 p.m. ET)
May 5.....	Conference Semifinals begin (possible move-up to May 3 or 4)
May 20.....	Conference Finals begin (possibly move-up to May 18 or 19)
May 20.....	2014 NBA Draft Lottery
June 5.....	The Finals begin
June 16.....	NBA Draft Early Entry Withdrawal Deadline (5 p.m. ET)
June 26.....	2014 NBA Draft

NBA ALIGNMENT

WESTERN CONFERENCE

NORTHWEST DIVISION

Denver Nuggets
Minnesota Timberwolves
Oklahoma City Thunder
Portland Trail Blazers
Utah Jazz

PACIFIC DIVISION

Golden State Warriors
Los Angeles Clippers
Los Angeles Lakers
Phoenix Suns
Sacramento Kings

SOUTHWEST DIVISION

Dallas Mavericks
Houston Rockets
Memphis Grizzlies
New Orleans Pelicans
San Antonio Spurs

EASTERN CONFERENCE

CENTRAL DIVISION

Chicago Bulls
Cleveland Cavaliers
Detroit Pistons
Indiana Pacers
Milwaukee Bucks

SOUTHEAST DIVISION

Atlanta Hawks
Charlotte Bobcats
Miami Heat
Orlando Magic
Washington Wizards

ATLANTIC DIVISION

Boston Celtics
New Jersey Nets
New York Knicks
Philadelphia 76ers
Toronto Raptors

THUNDER OWNERSHIP GROUP THE PROFESSIONAL BASKETBALL CLUB, LLC



PROFESSIONAL BASKETBALL CLUB, LLC



CLAYTON I. BENNETT

Chairman, Oklahoma City Thunder
Chairman, Dorchester Capital



BOARD OF DIRECTORS



AUBREY K. MCCLEENDON
Chairman and CEO,
American Energy Partners



G. JEFFREY RECORDS, JR.
Chairman and CEO,
MidFirst Bank



TOM L. WARD
Owner,
TLW Trading LLC



WILLIAM M. CAMERON
Chairman and CEO,
American Fidelity Assurance Company



ROBERT E. HOWARD II
Chairman,
Howard Investments



EVERETT R. DOBSON
Managing Partner,
Dobson Partnerships




JAY SCARAMUCCI
President,
Balon Corporation





PHOTO ROSTER



**STEVEN
ADAMS**



**NICK
COLLISON**



**KEVIN
DURANT**



**DEREK
FISHER**



**RYAN
GOMES**



**SERGE
IBAKA**



**REGGIE
JACKSON**



**PERRY
JONES**




**JEREMY
LAMB**



**KENDRICK
PERKINS**



**ANDRE
ROBERSON**



**THABO
SEFOLOSHA**



**HASHEEM
THABEET**



**RUSSELL
WESTBROOK**

ROSTER



NO	PLAYER	POS	HT	WT	BIRTHDATE	FROM	YEARS PRO
12	Steven Adams	C	7-0	255	07/20/93	Pittsburgh/New Zealand	R
4	Nick Collison	F/C	6-10	255	10/26/80	Kansas/USA	9
35	Kevin Durant	F	6-9	240	09/29/88	Texas/USA	6
6	Derek Fisher	G	6-1	210	08/09/74	Arkansas-Little Rock/USA	17
8	Ryan Gomes	F	6-7	245	09/01/82	Providence/USA	7
9	Serge Ibaka	F/C	6-10	245	09/18/89	Ricoh Manresa/Republic of Congo	4
15	Reggie Jackson	G	6-3	208	04/16/90	Boston College/USA	2
3	Perry Jones	F	6-11	235	09/24/91	Baylor/USA	1
11	Jeremy Lamb	G	6-5	185	05/30/92	Connecticut/USA	1
5	Kendrick Perkins	C	6-10	270	11/10/84	Clifton J. Ozen HS (TX)/USA	10
21	Andre Roberson	G/F	6-7	210	12/04/91	Colorado/USA	R
25	Thabo Sefolosha	G	6-7	222	05/02/84	Angelico Biella/Switzerland	7
34	Hasheem Thabeet	C	7-3	263	02/16/87	Connecticut/Tanzania	4
0	Russell Westbrook	G	6-3	200	11/12/88	UCLA/USA	5

HEAD COACH

Scott Brooks

ASSISTANT COACHES

Rex Kalamian
Robert Pack
Mark Bryant
Brian Keefe
Mike Terpstra

DIRECTOR OF ATHLETIC PERFORMANCE

Dwight Daub

HEAD ATHLETIC TRAINER

Joe Sharpe

DIRECTOR OF MEDICAL SERVICES

Dr. Donnie Strack



12 STEVEN ADAMS

POSITION: Center HEIGHT: 7-0 WEIGHT: 255

BIRTHDATE

7/20/93

BIRTHPLACE

Rotorua, New Zealand

HIGH SCHOOL

Notre Dame Prep (Fitchburg, MA)

COLLEGE


Pittsburgh

HOW ACQUIRED/DRAFT BACKGROUND

Selected by the Oklahoma City Thunder in the first round (No. 12 overall) of the 2013 NBA Draft.

PRO EXPERIENCE

Rookie



COLLEGE


2012-13 (Freshman Season): Named to the Big East All-Rookie Team as a freshman. Named Big East Preseason Rookie of the Year as a freshman. Started in all 32 of his career games played. Ranks first all-time at Pitt in field goal percentage (.571), second in blocked shots (63), and sixth in rebounds for freshman seasons (192). Ranked first on team in rebounds (6.3 rpg) and blocks (2.0 bpg). Ranked fifth on team in scoring with 7.2 points per game. Scored in double figures on six occasions. Scored a career-high 16 points along with 10 rebounds against Bethune Cookman. Grabbed a season-high 14 rebounds along with eight points against Duquesne. Scored 13 points along with 11 rebounds in an NCAA Tournament game against Wichita State. Blocked a career-high five shots against South Florida.

PERSONAL

First lottery pick and first-round pick to come out of New Zealand in NBA Draft history. Son of Sid Adams. One of 18 siblings, six of whom played basketball for New Zealand. All of his brothers stand around 6-10 to 6-11 and his sisters 6-5 to 6-6. His half-sister is a 2008 Olympic champion and three-time world champion in the shot put.

COLLEGE STATISTICS

SEASON/TEAM	G-GS	MIN	FGM-FGA	PCT	3-Pt. FG		FTM-FTA	PCT	Rebounds					STL	TO	BLK	Averages			
					FGM-FGA	PCT			OFF	DEF	TOT	AST					PTS	RPG	APG	PPG
12-13 Pittsburgh	32-32	749	100-175	.571	0-0	.000	31-70	.443	90	113	203	20	21	35	65	231	6.3	0.6	7.2	
TOTALS	32-32	749	100-175	.571	0-0	.000	31-70	.443	90	113	203	20	21	35	65	231	6.3	0.6	7.2	





4

NICK COLLISON

POSITION: Forward/Center HEIGHT: 6-10 WEIGHT: 255

BIRTHDATE

10/26/80

BIRTHPLACE

Orange City, IA

HIGH SCHOOL

Iowa Falls (Iowa Falls, IA)

COLLEGE

Kansas

HOW ACQUIRED/DRAFT BACKGROUND

Selected by the OKC franchise in the first round (No. 12 overall) of the 2003 NBA Draft.

PRO EXPERIENCE

Nine NBA seasons



CAREER AVERAGES

6.8 ppg, 5.9 rpg and 1.0 apg in 22.8 mpg (669 career games).

2012-13 SEASON AVERAGES

5.1 ppg, 4.1 rpg and 1.5 apg in 19.5 mpg.

2012-13

On the season, shot 59.5% from the field (176-296 FG). Scored in doubles figures on 11 occasions (including back to back outings on 12/29 & 12/3 and later on 3/22 & 3/24). OKC went a perfect 11-0 when Collison scored 10 or more points. Set a season-high with 14 points on 5-of-6 shooting during Oklahoma City win at Philadelphia (11/24). Recorded a season-high 10 rebounds on two separate occasions vs. San Antonio (12/17) and at Houston (12/29). Posted lone double-double of the year during win at Houston (12/29). One game DNP - Inactive

NBA CAREER

2011-12: Scored in double figures on four occasions. Registered one double-double with 12 points on 6-of-7 shooting and 10 rebounds on 1/8 vs. San Antonio. Drew 28 offensive fouls (15th most in the NBA). **2010-11:** Ranked 5th in the NBA in offensive fouls drawn. Scored in double figures six times, including back-to-back outings 3/4 at Atlanta and 3/6 vs. Phoenix. Pulled-down 10+ rebounds on three occasions. Started game a perfect 6-of-6 from the field en route to 13 points 3/25 vs. Minnesota. Recorded lone double-double of the season with 13 points and 10 rebounds during OT win at Philadelphia (3/9). Pulled-in a team-high 10 rebounds 2/13 at Golden State. Set a season-high with 19 points on 8-of-10 shooting to go along with a team-high nine rebounds 12/19 vs. Phoenix just one game after setting his previous season-high with 12 points on 5-of-6 shooting during win vs. Sacramento (12/17). **2009-10:** Appeared in 75 games and averaged 5.9 points, 5.1 rebounds, and .64 blocks in 20.8 minutes per contest. Scored in double-figures 13 times including outing vs. Denver (4/7) in which he led all reserves with 12 points on 4-of-7 FGs. Posted two double-doubles (10 points and 10 rebounds) vs. Dallas (1/15) and (11 points and 10 rebounds) at New Jersey (12/28). Scored in double-figures 2/26 vs. Minnesota as he converted 5-of-6 FG's en route to 10 points. Hit game-winning free throws with



4:5 seconds remaining in OKC win vs. Utah (12/31). Led all OKC reserves with 14 points on 5-of-8 FG's at Denver (12/14). After missing the previous four games due to injury (right knee), returned 12/2 vs. Philadelphia

and led all OKC reserves with a season-high 18 points on 8-of-9 FG's while pulling-down a team-high seven rebounds. **2008-09:** Appeared in 71 games (40 starts). Recorded 11 double-doubles. Scored 10 or more points 27 times. 20 or more points three times. Grabbed 10-plus rebounds 14 times. Led or co-led team in rebounding 22 times. Season-high tying 21 points and 13 rebounds vs. Portland on 2/6. Tied career-high five assists at San Antonio on 12/14. Tied career-high four blocks at Charlotte on 12/3. Five games on Inactive list. Missed 11 games due to injury/illness. **2007-08:** Appeared in 78 games (35 starts). Averaged career highs in points (9.8), rebounds (9.4) and assists (1.4). Led or co-led the team in rebounding 41 times. Registered a team-high 23 double-doubles. Shot 50.2 percent (322-641) from the field (T-27th in NBA). Tied career highs with 21 rebounds

REGULAR SEASON Career Highs

Minutes	49	01/12/2007	Seattle vs. Utah
Field Goals	12	01/31/2007	Seattle at Houston (Twice)
Field Goal Attempts	19	01/31/2007	Seattle at Houston
Three-Point Attempts	1	01/22/2013	OKC at L.A. Clippers (20 times)
Free Throws	9	01/12/2007	Seattle vs. Utah
Free Throw Attempts	10	04/07/2007	Seattle at Utah (Twice)
Offensive Rebounds	8	04/08/2011	OKC vs. Denver (6 times)
Defensive Rebounds	16	12/05/2007	Seattle vs. L.A. Clippers
Rebounds	21	03/26/2008	Seattle vs. Washington (Twice)
Assists	5	03/13/2013	OKC vs. Utah (8 times)
Steals	4	04/15/2009	OKC at L.A. Clippers
Turnovers	5	01/08/2008	Seattle at Cleveland (Twice)
Blocked Shots	4	12/03/2008	OKC at Charlotte (3 times)
Points	29	01/09/2007	Seattle at Phoenix

NBA REGULAR SEASON STATISTICS

SEASON/TEAM	G-GS	MIN	FGM-FGA	PCT	3-PT FGM-FGA	PCT	FTM-FTA	PCT	OFF	DEF	TOT	AST	STL	TO	BLK	PTS	RPG	APG	PPG
03-04 Seattle	82-4	1396	190-354	.537	0-3	.000	83-118	.703	156	220	376	32	34	62	50	463	4.6	0.4	5.6
04-05 Seattle	82-4	1396	190-354	.537	0-3	.000	83-118	.703	156	220	376	32	34	62	50	463	4.6	0.4	5.6
05-06 Seattle	66-27	1448	207-394	.525	0-3	.000	79-113	.699	143	225	368	74	21	77	35	493	5.6	1.1	7.5
06-07 Seattle	82-56	2378	318-636	.500	0-2	.000	154-199	.774	229	437	666	82	48	123	66	790	8.1	1.0	9.6
07-08 Seattle	78-35	2223	322-641	.502	0-2	.000	123-167	.737	254	476	730	113	47	118	60	767	9.4	1.4	9.8
08-09 OKC	71-40	1831	243-428	.568	0-2	.000	98-136	.721	181	308	489	66	51	73	50	584	6.9	0.9	8.2
09-10 OKC	75-5	1557	182-309	.589	1-4	.250	74-107	.692	152	232	384	38	37	63	48	439	5.1	0.5	5.9
10-11 OKC	71-2	1524	137-242	.566	0-0	.000	55-73	.753	119	197	316	69	42	55	31	329	4.5	1.0	4.6
11-12 OKC	63-0	1307	120-201	.597	0-1	.000	44-62	.710	119	155	274	82	33	61	28	284	4.6	0.8	5.4
12-13 OKC	81-2	1583	176-296	.595	0-4	.000	60-78	.769	123	210	333	121	51	69	30	412	4.1	1.5	5.1
TOTALS	669-171	15247	1895-3501	.541	1-21	.048	770-1053	.731	1476	2460	3936	677	364	701	398	4561	5.9	1.0	6.8

NBA PLAYOFF STATISTICS

SEASON/TEAM	G-GS	MIN	FGM-FGA	PCT	3-PT FGM-FGA	PCT	FTM-FTA	PCT	OFF	DEF	TOT	AST	STL	TO	BLK	PTS	RPG	APG	PPG
04-05 Seattle	11-0	218	37-61	.607	1-1	1.000	17-27	.630	22	33	55	5	3	6	5	92	5.0	0.5	8.4
09-10 OKC	6-0	128	8-24	.333	0-0	.000	3-7	.429	12	16	28	2	5	4	1	19	4.7	0.3	3.2
10-11 OKC	17-0	413	48-76	.632	0-0	.000	18-23	.783	47	51	98	15	15	13	15	114	5.8	0.9	6.7
11-12 OKC	20-0	352	33-51	.647	0-0	.000	3-7	.429	30	37	67	19	12	12	5	69	4.6	0.8	5.4
12-13 OKC	11-0	178	22-47	.468	0-0	.000	11-12	.917	25	26	51	12	5	10	11	55	4.6	1.1	5.0
TOTALS	65-0	1270	146-259	.571	1-2	.500	52-76	.684	136	163	299	53	40	45	37	349	4.6	0.8	5.4

and five assists vs. Washington on 3/26. Blocked a career-high tying four shots at Charlotte on 11/17. **2006-07:** One of three players on the team to appear in all 82 games (Wilcox and Wilkins), starting 56. Averaged 9.6 ppg, 8.1 rpg, 1.0 apg, 0.8 bpg and 29.0 mpg. Led team with 66 blocks. Averaged 8.1 rpg (T-18th in NBA). Led or co-led the team in rebounding 33 times. Registered 18 double-doubles. Shot 50.0 percent (318-of-636) from the field (27th in NBA). Posted career highs of 29 points and 21 rebounds at Phoenix on 1/9 to become the 10th player in franchise history to record a 20/20 game, and the 40th overall 20/20 game in team history. Registered 25 points and 13 rebounds vs. Utah on 1/12. **2005-06:** Appeared in 66 games. Averaged 7.5 ppg and 5.6 rpg. Led the team in rebounding 17 times. Registered eight double-doubles. Shot 52.5 percent (207-394) from the field. Recorded 20 points and 11 rebounds on 4/18 at Sacramento. Suffered a partially-torn plantar fascia in his left foot vs. Utah on 3/5 and missed the ensuing 14 games. Recorded back-to-back double-doubles for the first time in his career with 17 points and a career-high 15 rebounds vs. Atlanta on 2/10 and 12 points and 11 rebounds at New Orleans/Oklahoma City on 2/8. Scored 20 points and grabbed 12 rebounds at Toronto on 11/13. **2004-05:** One of only two players on the team to appear in all 82 games (Ridnour). Averaged 5.6 ppg and 4.6 rpg in 17.0 mpg. Shot 53.7 percent (190-354) from the field (1st among rookies). Averaged 4.6 rpg (10th among rookies). Scored in double figures 13 times. Grabbed 10-plus rebounds five times. Led or co-led the team in rebounds 15 times. Registered four double-doubles. Scored 16 points twice (vs. Golden State on 2/16 and vs. the Lakers on 4/8). Grabbed 12 rebounds vs. Golden State on 2/16. Suffered a broken nose vs. Phoenix on 3/6. **2003-04:** Missed entire rookie season due to surgery on both shoulders. Had successful left shoulder surgery on 10/14. Had successful surgery on his right shoulder on 2/13.

CAREER PLAYOFFS

Appeared in postseason play in five of his nine NBA seasons while appearing in 65 playoff games and recording averages of 5.4 points and 4.6 rebounds in 19.5 minutes. **2013:** During 2013 postseason, appeared in 11 games (0 starts) and averaged 5.0 points, 4.6 rebounds and 1.1 assists in 16.2 minutes. Scored in double figures twice. **2012:** Appeared in 20 games and averaged 3.5 points, 3.4 rebounds and 1.0 assist in 16.6 minutes. Set a 2012 playoff-high with 10 rebounds vs. MIA in Game 1 of the NBA Finals. **2011:** In 17 games averaged 6.7 points and 5.8 rebounds in 24.3 minutes. **2010:** Averaged 3.2 points and 4.7 rebounds in six first round playoff games versus the LA Lakers. **2005:** Averaged 8.4 ppg and 5.0 rpg in 11 games. Shot 60.7 percent from the floor (37-

61). Scored a playoff-high 15 points and grabbed nine rebounds in Game 5 against Sacramento on 5/3.

COLLEGE

2003: NCAA All-Final Four Team. NBC National Player of the Year. Associated Press First-Team All-America. John R. Wooden All-American Team. *Basketball Times* First-Team All-American. USBWA First-Team All-American. Big 12 Player of the Year (Coaches). NABC First-Team All-American. First-Team All-Big 12 (AP and Coaches). First-Team Academic All-Big 12. Three-time Big 12 Player of the Week. **2002:** Honorable Mention AP All-America. Big 12 All-Tournament Team. Second-team All-Big 12. **2001:** Second-team AP All-Big 12. First-team All-Big 12 (coaches). *Sporting News* first-team All-Big 12. Second-team Academic All-Big 12. Two-time Big 12 Player of the Week. **2000:** Honorable Mention All-Big 12 (AP). Big 12 All-Freshman Team. Two-time Big 12 Rookie of the Week. **2002-03 (Senior season):** Led Kansas to the NCAA title game against Syracuse. Averaged 18.5 ppg (2nd in Big 12), 10.0 rpg (3rd in Big 12, 18th in the nation) and 1.9 bpg. Totaled 702 points, the seventh highest single-season total in school history. Scored a career-high 33 points against Duke in the Jayhawks' NCAA Sweet 16 win. Grabbed a career-high 23 rebounds vs. Texas. **2001-02 (Junior season):** Named to the All-Big 12 Academic Second Team. Averaged 15.6 ppg, 8.3 rpg and 2.2 bpg (1st in Big 12). Shot 59.2 percent from the field (245-414). **2000-01 (Sophomore season):** Averaged 14.0 ppg, 6.7 rpg and 1.6 bpg. Shot a career-high 59.7 percent from the field (187-313). **1999-2000 (Freshman season):** Averaged 10.5 ppg and 6.9 rpg. Started every game with the exception of Senior Day.

HIGH SCHOOL

Won two state basketball titles as his Iowa Falls team went 101-1 with Nick on the court and his father coaching. Averaged 21.7 points, 9.6 rebounds, 4.5 blocks, 2.5 steals and 2.4 assists per game. Participated in the McDonald's All-America Game. Selected as a *Parade* second-team All-American. Co-winner of the Mr. Iowa Basketball award (along with eventual Kansas teammate Kirk Hinrich).

PERSONAL

Full name is Nicholas John Collison. Served as a member of 2003 USA Basketball World Championship Team that participated in Puerto Rico. Father Dave coached on the high-school level for 23 years, including Nick's team at Iowa Falls. Lists favorite movie as *Anchorman* and he says that if he could appear on any reality show it would be *The Amazing Race*. Visited South Africa as part of the NBA's Without Borders program in 2012. Listed *Curb Your Enthusiasm* as his favorite show of all-time. Favorite subject in school was history as a kid.





35 KEVIN DURANT

POSITION: Forward HEIGHT: 6-9 WEIGHT: 240

BIRTHDATE

9/29/88

BIRTHPLACE

Washington, D.C.

HIGH SCHOOL

Montrose Christian (Suitland, MD)

COLLEGE

Texas

HOW ACQUIRED/DRAFT BACKGROUND

Selected by the OKC franchise in the first round (No. 2 overall) of the 2007 NBA Draft.

PRO EXPERIENCE

Six NBA seasons



CAREER AVERAGES

26.6 pts, 6.8 rpg, 3.1 apg, 1.3 spg and 38.2 mpg (461 career games)

2012-13 SEASON AVERAGES

28.1 ppg (2nd in NBA), 7.9 rpg and 4.6 apg in 38.5 mpg.

2012-13

Named to the All-NBA First Team for a fourth consecutive season. Became the sixth player in NBA history to finish the season shooting 50.0% from the field, 40.0% from 3-point range, and 90.0% from the free throw line (Min. 150 FT and 3FG attempts). Led the NBA in free throw shooting accuracy (90.5%). Led the NBA in total points scored (2,280). Recorded three triple-doubles on the season: vs. New Orleans (2/27), at Houston (2/20) and his first career triple-double vs. Golden State (11/18). Registered a career-high 52 points during win at Dallas (1/18). In the game, went a perfect 21-of-21 from the free throw line (second best free throw shooting game in NBA history; Dominique Wilkins went 23-of-23 from the free throw line in 1992). Became the first player in NBA history to record 20-plus made free throws in back-to-back games (1/18-1/20). Started season with three consecutive double-doubles for the first time in his career. Posted double-doubles in the first half of three games this season: vs. Portland (11/2), vs. Golden State (11/18) and vs. Chicago (2/24) after only accomplishing the feat once previously prior to this season. Recorded 18 double-doubles on the season, including three triple-doubles. Scored 20-plus points 71 times, including 33 30-point efforts and six 40-point scoring games. Set a career-high with 11 assists at Houston (2/20). Named the NBA Western Conference Player of the Month for October/November and then again for the month of March. Named a starter on the 2013 Western Conference All-Star Team (third time being named a starter and fourth All-Star selection overall). In the All-Star game, recorded a game-high 30 points (13-24 FG) to help lead the West All-Stars to victory. Recorded 6.3 assists per game (represents a career best).

NBA CAREER

2011-12: Named to the All-NBA First Team for a third consecutive season after becoming the seventh player in league history to lead the NBA in scoring for three consecutive seasons. Set a career-high with 51 points during overtime win vs. Denver on 2/19. The 51 points scored represents the fourth highest scoring output in franchise history. Received the NBA's Player of the Month honors for the month of February and for the

month of March. Matched a career-best streak with double-doubles in five consecutive outings (1/27 at Golden State - 2/4 at San Antonio). Notched 18 double-doubles on the season. Named MVP of the All-Star game after posting a game-high 36 points and seven rebounds. Named a starter on the 2012 Western Conference All-Star team after receiving 1,345,566 votes, second most in the Western Conference. Received the NBA's Western Conference Player of the Week award on three occasions this season (Durant has won eight career POW awards). Became the first player to score 30+ points in the first four games of the season since Kobe Bryant (2005-06 season). Connected on third game winning field goal of his career as time expired on 12/29 vs. Dallas. Pulled-down a season-high 17 rebounds 3/23 vs. Minnesota. Scored 30+ points 25 times (17-8 record) including, four 40-point efforts and one 50-point effort (2/19/12 vs. Denver). **2010-11:** Named to the All-NBA First Team for a second consecutive season after becoming just the 11th player in NBA history to win the scoring title in back-to-back seasons. Led the NBA with five 40-point scoring efforts en route to a league-best 27.7 point per game scoring average. The two-time NBA Player of the Month (December and April) led the NBA with 29 30-point scoring efforts and in those games the Thunder posted a 24-5 record. Through his first four NBA seasons, Durant has amassed 8,128 points scored. Among all active NBA players only LeBron James (8,439) recorded more points scored through his first four NBA seasons. Named the NBA's player of the week on two occasions. Recorded five straight double-doubles for the first time in his career 1/30 vs. Miami - 2/8 vs. Memphis. Matched a career-high with 47 points and set a new career-high with 18 rebounds during OKC's one-point win at Minnesota (1/26). Recorded 13 double-doubles on the season (Most recent: 25 points and 11 rebounds 4/1 at Portland). Matched a career-high with five blocks shots vs. Portland (3/27). Made game-winning 3-point field goal as time expired 1/22 vs. New York. Named the NBA's Kia Western Conference Player of the Month in December and in April. During month of December, helped lead the Thunder to an 11-5 mark (best in the Northwest Division) while averaging a league-best 29.4 points. Connected on 16-of-16 free throws for second time this year on 11/15 at Utah and converted 16-of-17 FTs 11/22 vs. Minnesota. Appeared in his 300th career NBA game 3/18 vs. Charlotte. At the time only two active players scored more points than Durant (7,760) in their first 300 games (Shaquille O'Neal and LeBron James). Scored 34 points in his second All-Star appearance at STAPLES Center on 2/20. **2009-10:** Was named First Team All-NBA. Became youngest player in NBA history to win the scoring title (30.1 ppg) and the first in franchise history. Finished second (behind LeBron James) in NBA MVP voting. One of only 10 players in NBA history to start every game and average 30+ points. Set franchise record and led the NBA with 756 made free throws. Recorded back-to-back 40 points games for the first time in his career vs. Minnesota (4/4) and at Utah (4/6). Set

all-time franchise record for points in a single season (2,472 points scored). Matched season-high with 45 points and a career-high seven made three-point FGs at Utah (4/6). Made first career All-Star appearance (2/14) and recorded 15 points and five rebounds in 20 minutes. Led NBA and set a franchise record with 47 games of 30+ points. His streak of 25+ points in 29 consecutive games (12/22 - 2/23) is an all-time franchise record and the longest streak for all active NBA players. Recorded 25 double-doubles on the year including vs. Denver (4/7) with 33 points and 11 rebounds. Led team in scoring in 75-of-82 games. Tallied 40+ points eight times. Tied franchise record with 15 free throw makes in a half on 3/19 at Toronto. Became 2nd youngest NBA player (LeBron James) to record 2,000 points through first 68 games at age 21 or younger. Posted season-high 45 points and 11 rebounds vs. Golden State (1/31), by shooting 16-of-21 on the night became the 2nd player in franchise history to score 45+ points on better than 75.0% shooting (Spencer Haywood on 1/7/72; 48 pts on 21-of-28 FGs). Matched career-high with 13 offensive rebounds at Dallas (1/15). Named NBA Player of the Week on three separate occasions. Became the 2nd youngest NBA player (behind only LeBron James) to reach 4,000 career point scored on 12/4 vs. Boston as he finished with a game-high 36 points. With his 28-point performance on 11-of-22 shooting versus the Jazz in Utah (11/24), became just the fourth player in league history, joining LeBron James (twice), Shaquille O'Neal and Michael Jordan, to score at least 400 points during the first 15 games of a season at age 21 or younger. Set all-time franchise record for most free throws without a miss (18) at Sacramento (11/10) en route to game-high 37 points. **2008-09:** Appeared 74 games (all starts) and averaged 25.3 points, 6.5 rebounds, 2.8 assists, 1.30 steals in 39.0 minutes. Ranked 6th in the NBA in scoring (25.3 ppg) and 5th in minutes played (39.0). Recorded 20 or more points 57 times. 30-plus points 21 times including five straight games on 2/1-2/10, marking the longest streak of his career. 40-plus points on three occasions. 15 double-doubles. Three-plus steals 13 times. Scored 20-plus points in 18 consecutive contests {Excludes game at Dallas (2/27) in which he played eight minutes and left with injury} from 1/28-3/24. Career-high 47 points vs. New Orleans (2/17). Set franchise record with 24 free throw makes (24-26 FT) and career-high 15 rebounds at L. A. Clippers (1/23). Career-high five steals at Dallas (12/13). Seven games on inactive list. Winner of first annual H-O-R-S-E competition sponsored by Geico as part of All-Star weekend. **2007-08:** Named NBA's Rookie of the Year and to the NBA All-Rookie First-Team. Received NBA Rookie of the Month award five times. Became the third teenager to average more than 20 points per game (Carmelo Anthony, LeBron James). Appeared in 80 games (80 starts). Averaged 20.3 points per game (1st among rookies, 24th in NBA). Shot 87.3 percent (391-448) from the foul line (1st among rookies, 11th in NBA). Averaged 2.4 apg (3rd among rookies). Scored 20-plus points 44 times. Scored 30-plus points

seven times. Led or co-led the team in scoring 47 times. Led team with 75 blocks. Played in the T-Mobile Rookie Challenge on 2/15, tallying 23 points, eight rebounds and four assists. Recorded career-high 42 points on 18-of-25 shooting at Golden State on 4/16, and added a career-high 13 rebounds. At age 19 years 200 days, no player in the history of the NBA has scored as many points in a game at a younger age. Dished out a career-high nine assists and scored 37 points in a career-high 51 minutes vs. Denver on 4/6.

CAREER PLAYOFFS

Appeared in 54 career postseason contests (54 starts) and recorded averages of 28.6 points, 8.0 rebounds, 3.8 assists, 1.2 blocks and 1.1 steals in 42.1 minutes. **2013:** Appeared in 11 games (11 starts) and averaged 30.8 points (ranked 1st in NBA playoffs), 6.3 assists and 9.0 rebounds in 44.0 minutes. Matched a playoff postseason-high with 41 points in Game 3 at HOU. Scored 20+ points in all 11 games, including five 30 point efforts and one 40 point outing. In game 1 vs. MEM record 35+ points, 15+ rebounds and six+ assists in a postseason game (Became the only player in franchise history to accomplish such a feat). Posted three double doubles. **2012:** Appeared in 20 games (20 starts) and averaged 28.5 points, 7.4 rebounds, 3.7 assists and 1.20 blocks in 41.9 minutes. With the score tied at 98-98, Kevin Durant hit the game winning 3-point field goal with 14 seconds left in Game 4 at L.A. Lakers in the Western Conference Semifinals. Connected on the game-winning field goal with 1.5 seconds left in regulation during Game 1 vs. Dallas in the First Round. Scored 18 of his game-high 36 points in the fourth quarter during Game 4 win vs. San Antonio (including 16 straight points for OKC) in the Western Conference Finals. Scored 17 of his game-high 36 points in the fourth quarter during Game 1 of the Finals vs. Miami. Recorded seven double-doubles in the 2012 postseason. Scored 20+ points in all 20 playoff games while scoring 30+ points on 10 occasions. **2011:** Scored 30+ points seven times, including three efforts of 40+. Recorded 5 double-doubles. Became the 20th player in NBA history to score 39+ points in a Game 7 during OKC's second round victory over Memphis on 5/15 (39 points; 13-22 FGS). Set a playoff career-high with 41 points (13-22 FGS) during opening round Game 1 victory vs. Denver before matching his postseason career-best postseason scoring effort in Game 5 vs. Denver. During the Thunder's close-out victory over DEN on 4/27, scored

16 (6-9 FGs) of his 41 points in the 4th quarter. Made a career playoff-high five 3-point field goals (5-6 3FGs) in Game 4 defeat on 4/25 vs. Denver.

CAREER ALL-STAR

Named to his fourth career NBA Western Conference All-Star team (named starter for third time in career) during the 2012-13 season after receiving 1,504,047 votes, second most in the Western Conference. **2012-13:** Scored a game-high 30 points on 13-24 shooting alongside six rebounds, two steals and one assist to help the West top the East 143-138 at Toyota Center in Houston, Texas. **2011-12:** Received MVP honors after scoring a game-high 36 points on 14-of-25 shooting. With a career All-Star scoring average of 28.3 points per game, Kevin Durant is the game's all-time leader in points per game (minimum three appearances). **2010-11:** In the game at STAPLES Center in Los Angeles, Durant scored 34 points in 30 minutes of action. He was named to the starting lineup after receiving the second most votes in the Western Conference. **2009-10:** Became the first All-Star in Oklahoma City Thunder history and in the game played at Dallas Cowboys Stadium in Arlington, TX, scored 15 points and grabbed five rebounds.

USA BASKETBALL

Won a gold medal as a member of Team USA during the 2012 Olympics in London. Set a USA Basketball Olympic record by scoring 156 points in a single Olympic games. In eight games (all starts), registered averages of 19.5 points and 5.8 rebounds in 26.0 minutes per game. During the summer of 2010 Durant helped lead the USA

REGULAR SEASON Career Highs

Minutes	52....03/23/2012	OKC vs. Minnesota (Twice)
Field Goals	19....02/19/2012	OKC vs. Denver
Field Goal Attempts	34....04/22/2012	OKC at L.A. Lakers
Three-Point Field Goals	7....04/06/2010	OKC at Utah
Three-Point Attempts	13....04/01/2011	OKC at Portland (Twice)
Free Throws	24....01/23/2009	OKC at L.A. Clippers
Free Throw Attempts	26....01/23/2009	OKC at L.A. Clippers
Offensive Rebounds	4....01/30/2011	OKC vs. Miami (9 times)
Defensive Rebounds	16....03/09/2011	OKC at Philadelphia (Twice)
Rebounds	18....01/26/2011	OKC at Minnesota
Assists	11....02/20/2013	OKC at Houston
Steals	5....01/16/2013	OKC vs. Denver (4 times)
Turnovers	9....04/04/2012	OKC at Miami
Blocked Shots	5....03/27/2011	OKC vs. Portland (Twice)
Points	52....01/18/2013	OKC at Dallas

NBA REGULAR SEASON STATISTICS

SEASON/TEAM	G-GS	MIN	FGM-FGA	PCT	3-PT. FG	PCT	FTM-FTA	PCT	OFF	DEF	TOT	AST	STL	TO	BLK	PTS	Averages		
																	RPG	APG	PPG
07-08 Seattle	80-80	2768	587-1366	.430	59-205	.288	391-448	.873	70	278	348	192	78	232	75	1624	4.3	2.4	20.3
08-09 OKC	74-74	2895	661-1390	.476	97-230	.422	452-524	.863	77	405	225	205	96	225	53	1871	6.5	2.8	25.3
09-10 OKC	82-82	3239	794-1668	.476	128-351	.365	756-840	.900	105	518	623	231	112	271	84	2472	7.6	2.8	30.1
10-11 OKC	78-78	3038	711-1538	.462	145-414	.350	594-675	.880	57	476	533	214	88	218	76	2161	6.8	2.7	27.7
11-12 OKC	66-66	2546	643-1297	.496	133-344	.387	431-501	.860	40	487	527	231	88	248	77	1850	8.0	3.5	28.0
12-13 OKC	81-81	3119	731-1433	.510	139-334	.416	679-750	.905	46	594	640	374	116	280	105	2280	7.9	4.6	28.1
TOTALS	461-461	17595	4127-8692	.475	701-1878	.373	3303-3738	.884	395	2758	3153	1447	578	1474	470	12258	6.8	3.1	26.6

NBA PLAYOFF STATISTICS

SEASON/TEAM	G-GS	MIN	FGM-FGA	PCT	3-PT. FG	PCT	FTM-FTA	PCT	OFF	DEF	TOT	AST	STL	TO	BLK	PTS	Averages		
																	RPG	APG	PPG
09-10 OKC	6-6	231	43-123	.350	10-35	.286	54-62	.871	8	38	46	14	3	22	8	150	7.7	2.3	25.0
10-11 OKC	17-17	722	155-345	.449	37-109	.339	140-167	.830	18	121	139	48	16	42	19	487	8.2	2.8	28.6
11-12 OKC	20-20	837	198-383	.517	41-110	.373	133-154	.864	13	135	148	74	29	63	24	570	7.4	3.7	28.5
12-13 OKC	11-11	485	112-246	.455	22-70	.314	93-112	.830	7	92	99	69	14	43	12	339	9.0	6.3	30.8
TOTALS	54-54	2275	508-1097	.463	110-324	.340	420-495	.848	46	386	432	205	62	170	63	1546	8.0	3.8	28.6

Men's National Team to a gold medal during the 2010 FIBA World Championships played in Turkey. Durant, the tournament MVP recorded a game-high 28 points during the United States' gold medal winning, 81-64 victory over host country Turkey. He also set the all-time USA single game scoring record by notching 38 points during the USA's semifinal match-up versus Lithuania.

COLLEGE

Earned National Player of the Year honors from *The Associated Press*, NABC, USBWA, CBS/Chevrolet and *The Sporting News* and was named the winner of the Adolph Rupp Trophy, the Naismith Award and the Wooden Award, becoming the first-ever freshman in NCAA history to win any of those awards. Earned consensus First Team All-American honors, becoming just the third freshman in NCAA history to earn that honor, joining Wayman Tisdale (1983) and Chris Jackson (1989). Named Big 12 Freshman and Player of the Year, earned First Team All-Conference honors and was named to the league's All-Defensive Team. Set single-season school and Big 12 record for points in a season with 903, a total that ranks as the second-most by a freshman in NCAA history. Also set a single-season school record for total rebounds in a season with 390, a mark that ranks second in Big 12 history and third all-time for a freshman in NCAA history. **2006-07 (Freshman season):** Averaged 25.8 ppg (first in Big 12, fourth in the nation), 11.1 rpg and 1.9 bpg in 35 games. Averaged 28.9 ppg and 12.5 rpg in conference play, both Big 12 single-season records for league games only. Scored 20-plus points 30 times and posted 30-plus points 11 times. Recorded 20 double-doubles. Tallied a career-high 37 points on four occasions. Named Big 12 Tournament Most Valuable Player after scoring a tournament-record 92 points.

HIGH SCHOOL HIGHLIGHTS

2005-06 (Senior season) Named First Team All-American by USA Today and Parade Magazine after senior season at Montrose Christian (MD) after averaging 23.6 ppg, 10.2 rpg, 3.0 apg, 3.0 spg and 2.6 bpg. Named Co-MVP of the McDonald's All-American Game after posting 25 points for the West squad. Led Montrose Christian to a 20-2 record and a No. 9 ranking in the final USA Today poll. **2004-05 (Junior season):** Named Second Team All-American by Parade Magazine. Averaged 19.6 ppg and 8.8 rpg for Oak Hill Academy. Shot 65 percent from the field, including 43 percent from three-point range.

PERSONAL

Donated \$1 million to the Oklahoma Red Cross to help those effected by the tornados in May of 2013. Wears No. 35 to honor his childhood AAU coach, Charles Craig, who died when he was 35. Favorite food is crab legs. Most admired Vince Carter as a child. Loves to play video games (NBA Live and March Madness) and shopping for clothes. Favorite motto, which his mentor and coach Taras Brown recited when Kevin was working out, is: "Hard work beats talent when talent fails to work hard."



**6****DEREK FISHER****POSITION:** Guard **HEIGHT:** 6-1 **WEIGHT:** 210**BIRTHDATE**

8/9/74

BIRTHPLACE

Little Rock, AR

HIGH SCHOOLParkview Arts and Science Magnet
(Little Rock, AR)**COLLEGE**

Arkansas-Little Rock

HOW ACQUIRED/DRAFT BACKGROUND

Signed as a free agent by Oklahoma City on February 25, 2013. Originally selected by the Los Angeles Lakers in the first round (No. 24 overall) of the 1996 NBA Draft.

PRO EXPERIENCE

Seventeen NBA seasons

**CAREER AVERAGES**

8.5 ppg, 2.1 rpg, 3.1 apg and 1.1 spg in 25.9 mpg (1206 career games)

2012-13 SEASON AVERAGES

Appeared in 24 games with Oklahoma City and averaged 4.1 ppg in 14.4 mpg. Overall with Dallas and Oklahoma City, appeared in 33 games (nine starts) and averaged 5.3 ppg, 1.4 apg and 1.1 rpg in 17.4 mpg

2012-13

Made 2013 Thunder debut vs. NOH (2/27) and recorded two assists and a steal in 21 minutes of action. Scored in double figures four times for Oklahoma City. Posted a Thunder season-high 17 points (5-7 3FG) vs. San Antonio (4/4). Recorded 10 points (including perfect 2-of-2 shooting from 3-point range) during win over LAL (3/5). One game DNP – Coach's Decision. One game DND – left foot soreness. The Thunder posted a 17-7 record with Fisher in the lineup.

NBA CAREER

2011-12: In 63 games (43 starts) with both Los Angeles Lakers and Oklahoma City averaged 5.6 points, 2.7 assists and 1.9 rebounds in 23.9 minutes. In 20 games with Oklahoma City averaged 4.9 points, 1.5 rebounds and 1.4 assists in 20.4 minutes. Oklahoma City was 13-7 after Fisher joined team on 3/21. Tallied 10-plus points twice with Oklahoma City (nine times overall). Dished out five-or-more assists 11 times (once with Oklahoma City). **2010-11:** Appeared in 82 games (82 starts), averaging 6.8 points, 1.9 rebounds, 2.7 assists and 1.21 steals in 28.0 minutes. Scored in double-figures 19 times. Led team in assists eight times and steals 22 times. Ranked among league leaders in 3FG% (35th/.396) and steals (28th/1.21). **2009-10:** Appeared in 82 games (82 starts), averaging 7.5 points, 2.1 rebounds, 2.5 assists and 1.10 steals in 27.2 minutes. Scored in double-figures 26 times. Led team in rebounds once, assists eight times and steals 16 times. Connected on 1,000th career 3-point field goal vs. Charlotte (2/3). Played in 1,000th career regular season game at Utah (2/10). Scored 9,000th career point at Memphis (2/23). **2008-09:** Appeared in 82 games (82 starts), averaging 9.9 points, 2.3 rebounds, 3.2 assists and 1.16 steals in 29.8 minutes. Ranked among league leaders in steals (32nd/1.16). Scored in double-figures 41 times including two 20-plus point games. Recorded one 10-plus assist game

while recording one double-double. Led team in scoring once, in assists 18 times and in steals on 20 occasions. Recorded 1,000th career steal at Golden State (2/18). Totaled 3,000th career assist at Houston (3/11). **2007-08:** In 82 games (82 starts), averaged 11.7 points, 2.1 rebounds, 2.9 assists and 1.05 steals in 27.4 minutes. Ranked among league leaders in FT% (8th/.883) and 3-point FG% (21st/.406). Scored in double-figures 51 times including seven 20-point games. Led team in scoring four times and in assists on 14 occasions. Scored his 7,000th career point vs. Denver (11/29). **2006-07:** Appeared in 82 games (61 starts), averaging 9.5 points, 1.8 rebounds, 3.3 assists and 1.01 steals in 27.9 minutes. Scored in double-figures 40 times. Scored 20-plus points three times. Led team in scoring three times and in assists on four occasions. **2005-06:** Appeared in 82 games (36 starts) for Golden State, averaging a career-best 13.3 points, 2.6 rebounds, 4.3 assists and 1.52 steals in 31.6 minutes. Ranked 17th in the NBA in steals. Scored 20-plus points 11 times while handing out 10-plus assists five times. Led team in points nine times, rebounds twice, assists 27 times, steals 29 times and blocks once. Posted five double-doubles (points/assists). **2004-05:** Appeared in 74 games (32 starts) with Golden State, averaging 11.9 points, 2.9 rebounds, 4.1 assists and 1.03 steals in 30.0 minutes. Led team in points five times, assists 17 times, rebounds once and steals 15 times. Posted 20-plus points nine times and 10-plus assists once. Placed on injured list (sprained right knee) 12/12, missing seven games before being activated 12/26. Missed eight games overall due to injury. **2003-04:** Appeared in 82 games (three starts), averaging 7.1 points, 1.9 rebounds, 2.3 assists and 1.26 steals in 21.9 minutes. **2002-03:** Averaged 10.5 points, 2.9 rebounds and 3.6 assists in 82 games (82 starts). Ranked among the league leaders in three-point field goal percentage (13th/.401), assists per turnover (8th/3.17) and steals per turnover (11th/0.99). Led the team in assists 14 times. Scored 20-plus points six times. **2001-02:** Appeared in 70 games (35 starts), averaging 11.2 points, 2.1 rebounds and 2.6 assists in 28.2 minutes. Finished 3rd on the team in scoring behind O'Neal (27.2 ppg) and Bryant (25.2 ppg). Ranked among league leaders in three-point field goal percentage (18th/.413). One of three players (Ray Allen, Paul Pierce) to convert 7-plus three-pointers in multiple games. Finished 6th in the NBA in 3FGM per game (2.1). **2000-01:** Appeared in 20 games (all starts), averaging 11.5 points, 3.0 rebounds and 4.3 assists in 35.5 minutes. Placed on injured list with a stress fracture in his right foot (10/30) and missed the next 62 games. **1999-00:** Appeared in 78 games, averaging 6.3 points, 2.8 assists and 1.8 rebounds in 23.1 minutes. Missed the final four regular season games after being placed on the injured list with a bone spur in his right ankle. Ranked 18th in the NBA

in assists-to-turnover ratio (2.88-1.00). Led the team in assists on nine occasions. **1998-99:** Was one of only two players to appear in all 50 of the team's games. Averaged 5.9 points, 1.8 rebounds and 3.9 assists. Led or tied for team lead in assists 18 times. **1997-98:** Appeared in 82 games (36 starts), averaging 5.8 points, 4.1 assists and 2.4 rebounds in 21.5 minutes. Led the team in assists on 22 occasions. **1996-97:** In his rookie campaign, appeared in 80 games (three starts), averaging 3.9 points, 1.5 assists and 1.2 rebounds. Tallied 12 points and five assists in his NBA debut vs. Phoenix (11/1). Played in the Schick Rookie Game (16 points and six assists) during All-Star Weekend in Cleveland. Scored in double figures on eight occasions.

CAREER PLAYOFFS

Five-time NBA Champion (2000, 2001, 2002, 2009, 2010). Has appeared in 240 career playoff games (158 starts) and has recorded averages of 8.6 points, 2.3 rebounds, 2.4 assists and 1.1 steals in 27.3 minutes per game. **2012-13:** Appeared in 11 games (0 starts) and averaged 8.7 points, 1.5 rebounds and 0.7 assists in 23.7 minutes. Shot 47.1% from 3-point range (24-51 3FGs). Scored in double figures three times. Scored a Thunder season-high 19 points (4-5 3FGs) in Game 2 vs. MEM. Made 15th career trip to the postseason in the 2013 playoffs. **2011-12:** Appeared in 20 games averaging 6.3 points, 1.6 rebounds, and 1.3 assists in 22.3 minutes. Scored 10-plus points on six occasions. **2010-11:** Appeared in 10 games (all starts) averaging 8.2 points, 3.6 assists, 2.7 rebounds and 32.5 minutes. Scored 10-plus points three times. **2009-10:** Appeared in 23 playoff games (23 starts), averaging 10.3 points, 2.5 rebounds, 2.8 assists and 1.22 steals. Posted double-figures in the playoffs 12 times including two 20-plus point games. **2008-09:** In 22 playoff games (22 starts), averaged 8.0 points, 2.0 rebounds and 2.2 assists in 28.9 minutes. **2007-08:** In 21 playoff games (21 starts), averaged 10.2 points, 2.2 rebounds, 2.5 assists and 2.05 steals in 31.6 minutes. Totaled a playoff career high six steals vs. Utah (5/4). **2006-07:** In 16 postseason games (14 starts), averaged 9.5 points, 1.6 rebounds, 2.6 assists and 1.00 steals in 27.8 minutes. **2003-04:** Appeared in all 22 playoff games for Lakers, making fourth career trip to NBA Finals. During the postseason, averaged 7.5 points, 2.5 rebounds and 2.2 assists in 23.0 minutes. Authored one of most memorable moments of 2004 NBA Playoffs when he received inbound pass with 0.4 seconds remaining and connected on game-winning 16-footer in Game 5 of Conference Semifinals at San Antonio (5/13). **2002-03:** Appeared in 12 playoff games (12 starts), averaging 12.8 points, 3.0 rebounds and 1.8 assists in 35.3 minutes. Shot a postseason career-high .617 percent from behind the arc (29-47). **2001-02:** Started each of the Lakers 19 postseason

games, averaging 10.2 points, 3.3 rebounds, 2.7 assists and 1.00 steals. **2000-01:** Appeared in all 16 of the Lakers playoff games, averaging 13.4 points, 3.8 rebounds and 3.0 assists in 36.0 minutes. **1999-00:** Appeared in 21 postseason contests (all as a reserve) and averaged 4.7 points and 2.0 assists. **1998-99:** Started each of the Lakers eight postseason games, averaging 9.8 points and 4.9 assists. **1997-98:** Appeared in 13 postseason games, averaging 6.0 points and 3.8 assists in 21.4 minutes. **1996-97:** Appeared in six playoff games averaging 1.3 points and 1.0 assists in 5.7 minutes.

COLLEGE

Concluded collegiate career at Arkansas-Little Rock ranked second among all-time Trojan leaders in points (1,393), assists (472) and steals (189). Averaged 12.4 points, 4.4 rebounds and 4.2 assists in 112 career outings. Increased his production in both assists and rebounds in each of his four seasons at UALR, as well as leading the team in assists and steals in all four years. Established a school record for free throws made in a career (399) and ranked third among all-time UALR leaders in three-point field goals made (125). Earned Sunbelt Conference Player of the Year honors as a senior (1995-96), averaging 14.6 points, 5.2 rebounds and 5.1 assists. Averaged a career-high 17.1 points during his junior campaign.

PERSONAL

Full name is Derek Lamar Fisher. Born in Little Rock, Arkansas. Has one brother (Duane Washington)

and one sister (DeAndrea). Brother Duane played briefly in the NBA with New Jersey (15 games in 1987-88) and the LA Clippers (four games in 1992-93). Communications major at Arkansas-Little Rock. Worked in an accounting firm during both his sophomore and junior seasons in college. Received the NBA Community Assist Award for April, 2005, after making a \$700,000 donation to his alma mater for an auxiliary gym at the Stephens Center and to establish Fisher Fellows, a mentoring program for neighborhood middle school students. Additionally, a portion of the donation is earmarked to help build an auxiliary gymnasium named Fisher Gym. After their family's experiences with retinoblastoma, Derek and his wife are planning to create an organization to raise awareness about this tragic form of cancer, and to fight the disease. He and his wife are the proud parents of four children.

REGULAR SEASON Career Highs

Minutes.....	50 .. 02/27/2006.....	Golden State vs Utah
Field Goals.....	11 .. 01/15/2005.....	Golden State vs L.A. Lakers
Field Goal Attempts.....	23 .. 11/08/2004.....	Golden State at Dallas
Three-Point Field Goals ..	7 01/12/2002.....	L.A. Lakers at Chicago (Twice)
Three-Point Attempts.....	13 .. 01/06/2009.....	L.A. Lakers vs New Orleans
Free Throws	13 .. 11/04/2007.....	L.A. Lakers vs Utah
Free Throw Attempts.....	16 .. 02/27/2006.....	Golden State vs Utah
Offensive Rebounds.....	4 04/11/2004.....	L.A. Lakers at Sacramento (Twice)
Defensive Rebounds.....	10 .. 03/12/1998.....	L.A. Lakers at L.A. Clippers
Rebounds.....	11 .. 03/12/1998.....	L.A. Lakers at L.A. Clippers
Assists.....	13 .. 03/16/2006.....	Golden State vs Minnesota (Twice)
Steals.....	6 03/23/2006.....	Golden State at Dallas (5 times)
Turnovers.....	7 12/29/2004.....	Golden State vs Toronto
Blocked Shots.....	2 12/12/2012.....	Dallas at Boston (6 times)
Points.....	29 .. 01/15/2005.....	Golden State vs L.A. Lakers

NBA REGULAR SEASON STATISTICS

SEASON/TEAM	G-GS	MIN	FGM-FGM-A	PCT	3-PT. FG			FTM-FTA	PCT	Rebounds					Averages							
					FGM-FGM-A	PCT	FTM-FTA			PCT	OFF	DEF	TOT	AST	STL	TO	BLK	PTS	RPG	APG	PPG	
96-97 LA Lakers	80-3	921	104-262	.397			22-73	.301		79-120	.658	25	72	97	119	41	71	5	309	1.2	1.5	3.9
97-98 LA Lakers	82-36	1760	164-378	.434			31-81	.383		115-152	.757	38	155	193	333	75	119	5	474	2.4	4.1	5.8
98-99 LA Lakers	50-21	1131	99-263	.376			38-97	.392		60-79	.759	21	70	91	197	61	77	1	296	1.8	3.9	5.9
99-00 LA Lakers	78-22	1803	167-483	.346			52-166	.313		105-145	.724	22	121	143	216	80	75	3	491	1.8	2.8	6.3
00-01 LA Lakers	20-20	809	77-187	.412			25-63	.397		50-62	.806	5	54	59	87	39	29	2	229	3.0	4.4	11.5
01-02 LA Lakers	70-35	1974	274-666	.411			144-349	.413		94-111	.847	15	131	146	181	66	62	9	786	2.1	2.6	11.2
02-03 LA Lakers	82-82	2829	339-775	.437			85-212	.401		100-125	.800	40	199	239	298	93	94	15	863	2.9	3.6	10.5
03-04 LA Lakers	82-3	1769	203-576	.352			52-179	.291		122-153	.797	30	122	152	187	103	79	4	580	1.9	2.3	7.1
04-05 Golden State	74-32	2222	297-755	.393			108-291	.371		175-203	.862	38	180	218	301	76	129	4	877	2.9	4.1	11.9
05-06 Golden State	82-36	2589	364-887	.410			117-295	.397		244-293	.833	36	175	211	352	125	156	8	237	2.6	4.3	13.3
06-07 Utah	82-61	2287	258-675	.382			48-156	.308		262-307	.853	30	119	149	274	83	120	6	826	1.8	3.3	10.1
07-08 LA Lakers	82-82	2249	339-777	.436			112-276	.406		166-188	.883	24	146	170	239	86	90	3	956	2.1	2.9	11.7
08-09 LA Lakers	82-82	2441	292-688	.424			120-302	.397		110-130	.846	26	163	188	261	95	72	6	814	2.3	3.2	9.9
09-10 LA Lakers	82-82	2227	212-558	.380			78-224	.348		113-132	.856	25	145	170	201	90	78	9	615	2.1	2.5	7.5
10-11 LA Lakers	82-82	2297	206-529	.389			63-159	.396		83-103	.806	14	138	152	224	99	70	8	558	1.9	2.7	6.8
11-12 LALakers/OKC	63-43	1508	129-348	.371			35-109	.321		57-67	.851	12	109	121	170	51	73	4	350	1.9	2.7	5.6
12-13 Dallas/OKC	33-9	575	55-161	.342			30-80	.375		35-38	.921	2	35	37	47	19	30	3	175	1.1	1.4	5.3
TOTALS	1206-731	31291	3579-8968	.399			1160-3112	.373		1970-2408	.818	402	2134	2536	3687	1282	1424	95	10288	2.1	3.1	8.5

NBA PLAYOFF STATISTICS

Season	Tm	G	GS	MP	FG	FGA	FG%	3-Pr. FG					Rebounds							Averages				
								3P	3PA	3P%	FT	FTA	FT%	ORB	DRB	TRB	AST	STL	BLK	TOV	PTS	RPG	APG	PPG
1996-97	LAL	6	0	34	3	11	.273	0	5	.000	2	3	.667	0	3	3	6	1	0	6	8	0.5	1.0	1.3
1997-98	LAL	13	13	278	27	68	.397	6	20	.300	18	29	.621	2	23	25	49	17	0	15	78	1.9	3.8	6.0
1998-99	LAL	8	8	238	28	67	.418	10	29	.345	12	15	.800	6	23	29	39	8	0	11	78	3.6	4.9	9.8
1999-00	LAL	21	0	322	34	79	.430	12	29	.414	19	25	.760	4	18	22	41	11	1	9	99	1.0	2.0	4.7
2000-01	LAL	16	16	576	77	169	.454	35	68	.515	26	34	.765	5	56	61	48	21	1	12	215	3.8	3.0	13.4
2001-02	LAL	19	19	649	60	168	.357	29	81	.358	44	56	.786	10	52	62	52	19	1	20	193	3.3	2.7	10.2
2002-03	LAL	12	12	424	53	102	.520	29	47	.617	18	22	.818	5	31	36	22	18	1	18	153	3.0	1.8	12.8
2003-04	LAL	22	0	507	60	148	.405	23	55	.418	23	35	.657	10	46	56	49	18	0	19	166	2.5	2.2	7.5
2006-07	UTA	16	14	445	49	121	.405	12	32	.375	42	45	.933	4	21	25	42	16	2	19	152	1.6	2.6	9.5
2007-08	LAL	21	21	663	66	146	.452	22	50	.440	61	73	.836	2	45	47	52	43	3	20	215	2.2	2.5	10.2
2008-09	LAL	22	22	635	63	160	.394	19	67	.284	31	36	.861	7	38	45	49	21	1	24	176	2.0	2.2	8.0
2009-10	LAL	23	23	754	82	163	.448	27	75	.360	46	56	.821	9	49	58	64	28	1	36	237	2.5	2.8	10.3
2010-11	LAL	10	10	325	29	67	.433	7	17	.412	17	21	.810	1	26	27	36	14	2	8	82	2.7	3.6	8.2
2011-12	OKC	20	0	446	49	118	.415	18	48	.375	9	9	1.000	2	30	32	25	17	2	6	125	1.6	1.3	6.3
2012-13	OKC	11	0	261	32	70	.457	24	51	.471	8	12	.667	1	16	17	8	7	1	8	96	1.5	0.7	8.7
Career		240	158	6557	712	1667	.427	273	674	.405	376	471	.798	68	477	545	582	259	16	231	2073	2.3	2.4	8.6





8

RYAN GOMES

POSITION: Forward HEIGHT: 6-7 WEIGHT: 245

BIRTHDATE

9/1/82

BIRTHPLACE

Waterbury, CT

HIGH SCHOOL

Wilby (Waterbury, CT)

COLLEGE

Providence

HOW ACQUIRED/DRAFT BACKGROUND

Signed as a free agent by Oklahoma City on August 7, 2013. Originally selected by the Boston Celtics in 2005 (50th overall pick).

PRO EXPERIENCE

Seven NBA seasons



CAREER AVERAGES

10.2 ppg, 4.6 rpg and 1.5 apg in 27.9 mpg (482 career games).

2012-13

Spent the 2012-13 season with the Artland Dragons in Germany, averaging 12.8 ppg, 4.9 rpg and 1.8 apg in 27.5 mpg (eight games).

NBA CAREER

2011-12: Averaged 2.3 ppg, 1.9 rpg and 0.4 apg in 13.3 mpg (32 games) with the Los Angeles Clippers. **2010-11:** Averaged 7.2 points, 3.3 rebounds, 1.6 assists and 27.6 minutes in 76 games (62 starts) with the Los Angeles Clippers. Totaled 2,095 minutes, the second-highest total on the team. Made 72 3-pointers, the third-highest total on team. Led team in steals 12 times, blocks five times and rebounds once. Scored 20+ points two times and reached double-figures in scoring 22 times. Recorded one double-double on 12/20/10 vs. Minnesota, had 22 points (7-11 FG, 1-5 3PT, 7-10 FT), 10 rebounds, 2 assists, 2 steals in 35:14. 4/2/11 vs. Oklahoma City - 4/13, DNP - Inactive, Sore left knee. **2009-10:** Averaged 10.9 points, 4.6 rebounds and 29.1 minutes in 76 games (64 starts) with Minnesota. Started the last 37 consecutive games for the Timberwolves. Shot 44.7% from the floor, 37.2% (74-for-199) from three-point distance and 82.5% from the free throw line. Missed six contests due to a sprained left ankle suffered Dec. 12 at Sacramento; the DNP at Utah two nights later stopped his Ironman streak at 203 games (dating to March 2007). Minnesota's top scorer 10 times and tallied 20+ points on seven occasions (44 double-figure outings overall). **2008-09:** Wrapped up his fourth NBA season (second with Minnesota) as the only Wolves player to appear in all 82 contests, extending his Ironman streak to 179 games (dating to March 2007 in Boston). Averaged a career-high 13.3 points to go with 4.8 rebounds per game. Started 76 times, having a run of 63 consecutive starts ended with the Mar. 25 bench outing at Philadelphia. Led the Wolves in minutes played (a career-best 2,614) while hitting 43.1%

from the floor and 80.7% from the line. Connected on 37.2% of his three-pointers; his 106 made treys are the second-most ever by a Wolves forward (Chuck Person sank 118 in 1992-93). **2007-08:** Played in all 82 games (74 starts) in his first season with the Timberwolves. Averaged 12.6 points and 5.8 rebounds while shooting 45.7% from the floor and a career-high 83.0% from the FT line while logging 29.7 minutes per game. Finished with nine point/rebound double-doubles, and led Minnesota in rebounding 11 times and in scoring on eight occasions. **2006-07:** Averaged 12.1 points, 5.6 rebounds, 1.6 assists and 31.2 minutes in 73 games (60 starts). Posted four double-doubles on the season. **2005-06:** Averaged 7.6 points, 4.9 rebounds and 22.6 minutes in 61 games played. Scored 10+ points 22 times, with the Celtics going 13-9 in those games. Recorded eight double-doubles and grabbed 10+ boards nine times. Led the team in rebounding 13 times.

COLLEGE

Finished his career as Providence's all-time leading scorer with 2,138 points, and ranks fifth in rebounds (1,028) and sixth in double-doubles (40). As a senior, appeared in and started 31 games for Providence, averaging 21.6 points and 8.2 rebounds. Named to the All-Big East First Team for the second straight season and was named Honorable Mention All-American by the AP as a senior. Appeared in and started 29 games, averaging 18.9 points and 9.4 rebounds per game in his junior season. Named First Team All-American by the AP, USBWA and The Sporting News as a junior and was named to the All-Big East First Team. Named to All-Big East Second Team as a sophomore. Named to Big East All-Rookie Team as a freshman in 2001.

PERSONAL

Son of Teresa Gomes and John Brooks and has one younger brother, Marcellus. He and his wife, Danielle, had their first child, daughter Ryelle, in 2008. Majored in Social Science at Providence. Was an active supporter of the Massachusetts



Governor's Committee on Physical Fitness and Sports. Started his own foundation, Hoops for Heart Health, which works to educate student athletes about the dangers of sudden cardiac arrest. Won the 2006-07 Boston Celtics Shamrock Foundation Community All-Star Award.

REGULAR SEASON Career Highs

Minutes	52...03/04/2007	MIN @ BOS
Field Goals	12...11/29/2009	MIN @ DEN (4 times)
Field Goal Attempts	21...04/07/2009	MIN @ LAC (Twice)
Three-Point Field Goals	5...02/06/2010	MEM @ MIN (Twice)
Three-Point Attempts	9...02/22/2009	LAL @ MIN
Free Throws	11...01/21/2008	MIN @ GS
Free Throw Attempts	13...11/18/2006	BOS @ NY
Offensive Rebounds	7...02/24/2006	BOS @ POR
Defensive Rebounds	12...11/01/2009	MIN @ PHO (Twice)
Total Rebounds	17...03/04/2007	MIN @ BOS (Twice)
Assists	10...11/08/2006	CHA @ BOS
Steals	4...03/11/2011	LAC @ NJ (5 times)
Turnovers	7...11/14/2009	MIN @ MEM
Blocks	2...01/13/2010	MIN @ HOU (6 times)
Points	35...01/21/2008	MIN @ GS

NBA REGULAR SEASON STATISTICS

Season	Tm	G	GS	MP	FG	FGA	FG%	3-Pt. FG			FT	FTA	FT%	Rebounds			AST	STL	BLK	TO	PTS	Averages		
								3P	3PA	3P%				ORB	DRB	TRB						RPG	APG	PPG
2005-06	BOS	61	33	1376	173	355	.487	3	9	.333	112	149	.752	102	196	298	58	35	5	55	461	4.9	1.0	7.6
2006-07	BOS	73	60	2275	338	723	.467	16	42	.381	189	233	.811	125	282	407	119	48	13	105	881	5.6	1.6	12.1
2007-08	MIN	82	74	2434	392	857	.457	59	179	.330	190	229	.830	133	342	475	145	65	10	96	1033	5.8	1.8	12.6
2008-09	MIN	82	76	2614	420	974	.431	106	285	.372	146	181	.807	103	286	392	135	63	22	128	1092	4.8	1.6	13.3
2009-10	MIN	76	64	2210	327	732	.447	74	199	.372	104	126	.825	76	272	348	124	62	16	95	832	4.6	1.6	10.9
2010-11	LAC	76	62	2095	207	505	.410	72	211	.341	61	85	.718	61	193	254	118	62	12	55	547	3.3	1.6	7.2
2011-12	LAC	32	2	425	31	95	.326	4	29	.138	8	11	.727	14	47	61	12	16	0	15	74	1.0	0.4	2.3
Career		482	371	13429	1888	4241	.445	334	954	.350	810	1014	.799	617	1618	2235	711	351	78	549	4920	4.6	1.5	10.2



9

SERGE IBAKA

POSITION: Forward/Center HEIGHT: 6-10 WEIGHT: 235

BIRTHDATE

9/18/89

BIRTHPLACE

Brazzaville (Republic of Congo)

HOW ACQUIRED/DRAFT BACKGROUND

Selected by the Oklahoma City Thunder with the No. 24 overall pick in the 2008 NBA Draft.

PRO EXPERIENCE

Four NBA seasons



CAREER AVERAGES

9.7 ppg, 7.1 rpg and 2.6 bpg in 26.0 mpg (301 career games).

2012-13 SEASON AVERAGES


13.2 ppg on 57.3% shooting from the field (4th in NBA), 7.7 rpg, 0.5 apg and 3.0 bpg (led the NBA) in 31.1 mpg.

2012-13

Named to the NBA's All-Defensive First-Team for a second consecutive season. Finished second in the NBA's Defensive Player of the Year voting. Recorded career-highs in scoring, rebounding and assists during the 2012-13 season. Set a career-high with 26 points on 12-of-17 shooting at Washington (1/7). The 12 made field goals also represented a career-best. Recorded 20-plus points in back-to-back games for the first time in his career on 11/8 and 11/9. Scored in double figures on 61 occasions including six 20-plus point outings (OKC 5-1 in those games). Blocked three or more shots 42 times. Recorded a season-high eight blocks during win at Milwaukee (3/30). Blocked two or more shots in first 13 games of the season (a franchise record). Set a then career-high with 11 made field goals during win vs. Houston (11/28). Posted 15 double-doubles on the season. Two DNP's - Chest Contusion. Set a career-high with four assists vs. Golden State (2/6).

NBA CAREER

2011-12: Named to the NBA's All Defensive First Team (traded only LeBron James in the most points garnered for the award). Set an all-time franchise record with 3.65 blocks per game (most blocks per game recorded in the NBA in more than a decade). Became the first player in franchise history to record a triple-double which included blocked shots, with 14 points, 15 rebounds and 11 blocked shots vs. Denver (2/19). His 11 blocks in the game is an all-time franchise record. Set a career-high with 20 rebounds vs. Phoenix (3/7). Set a then career-high and later matched an all-time franchise record by registering 10 blocked shots



REGULAR SEASON Career Highs

Minutes	46	04/22/2012	OKC at L.A. Lakers
Field Goals	12	01/07/2013	OKC at Washington
Field Goal Attempts	17	01/07/2013	OKC at Washington
Three-Point Field Goals	1	04/11/2013	OKC at Golden State (22 times)
Three-Point Attempts	2	04/11/2013	OKC at Golden State (11 times)
Free Throws	9	02/15/2011	OKC vs. Sacramento
Free Throw Attempts	10	02/15/2011	OKC vs. Sacramento (3 times)
Offensive Rebounds	9	03/07/2012	OKC vs. Phoenix
Defensive Rebounds	12	03/11/2013	OKC at San Antonio (4 times)
Rebounds	20	03/07/2012	OKC vs. Phoenix
Assists	4	02/18/2013	OKC vs. Phoenix (Twice)
Steals	3	01/04/2013	OKC vs. Phoenix
Turnovers	5	01/06/2013	OKC at Toronto
Blocked Shots	11	02/19/2012	OKC vs. Denver
Points	26	01/07/2013	OKC at Washington

during OKC win at Dallas (2/1) and then again at Sacramento (2/9). Oklahoma City went 31-12 when Ibaka blocked three-plus shots. Scored in double figures on 28 occasions including one effort of 20 points. Recorded 10 or more rebounds 17 times. Registered 10-plus blocks three times while recording 12 double-doubles and one triple-double. **2010-11:** Led the NBA with 198 blocked shots and ranked third in blocks per game (3.2). Posted four or more blocked shots 18 times this season and the Thunder registered a 16-2 record in those games. Ranked 8th in the NBA with 54.3%

NBA REGULAR SEASON STATISTICS

SEASON/TEAM	G-GS	MIN	FGM-FGA	PCT	3-PT. FG		FTM-FTA	PCT	Rebounds				AST	STL	TO	BLK	Averages			
					FGM-FGA	PCT			OFF	DEF	TOT	PTS					RPG	APG	PPG	
09-10 OKC	73-0	1323	201-370	.543	1-2	.500	58-92	.630	138	259	397	10	25	68	97	461	5.4	0.1	6.3	
10-11 OKC	82-44	2216	335-617	.543	0-1	.000	138-184	.750	214	408	622	22	31	71	198	808	7.6	0.3	9.9	
11-12 OKC	66-66	1792	262-490	.535	1-3	.333	78-118	.661	193	305	498	28	33	79	241	603	7.5	0.4	9.1	
12-13 OKC	80-80	2486	446-778	.573	20-57	.351	143-191	.749	222	395	617	43	28	125	242	1055	7.7	0.5	13.2	
TOTALS	301-190	7817	1244-2255	.552	22-63	.349	417-585	.713	767	1367	2134	103	117	343	778	2927	7.1	0.3	9.7	

NBA POSTSEASON STATISTICS

SEASON/TEAM	G-GS	MIN	FGM-FGA	PCT	3-Pt. FG		FTM-FTA	PCT	Rebounds				AST	STL	TO	BLK	Averages			
					FGM-FGA	PCT			OFF	DEF	TOT	PTS					RPG	APG	PPG	
09-10 OKC	6-0	152	20-35	.571	0-0	---	7-10	.700	13	26	39	2	2	6	12	47	6.5	0.3	7.8	
10-11 OKC	17-17	490	67-145	.462	0-1	.000	33-40	.825	47	77	124	3	4	21	52	167	7.3	0.2	9.8	
11-12 OKC	20-20	569	84-159	.528	1-4	.250	26-36	.722	47	68	115	12	11	11	59	195	5.8	0.6	9.8	
12-13 OKC	11-11	366	59-135	.437	4-9	.444	19-24	.792	39	53	92	8	0	7	33	141	8.4	0.7	12.8	
TOTALS	54-48	1578	230-474	.485	5-14	.357	85-110	.773	146	224	370	25	17	45	156	550	6.9	0.5	10.2	

field goal shooting percentage. Matched a career-high with 8 blocked shots at Washington (3/14) and recorded a total of 15 blocks at Cleveland (3/13) and at Washington (3/14) which represents the most blocks in franchise history during a two game span since Alton Lister blocked 16 shots in back-to-back games during the 1988-89 season. Participated in the Sprite Slam Dunk Contest during All-Star weekend in Los Angeles. Recorded at least a single blocked shot in 26 consecutive games from {12/21 – 2/15 (longest streak in the NBA at the time)}. Thunder went 32-12 with Ibaka in the starting lineup. Scored in double figures 42 times this season after scoring 10+ 18 times during all of the 2009-10 season. Tallied 12 double-doubles on the year including back-to-back doubles-doubles for the first time in his career (12/31 vs. Atlanta – 1/1 at San Antonio). Pulled-in a career-high 15 rebounds on two occasions this year (2/23 vs. San Antonio and 1/22 vs. New York). Converted 9-10 FGs and led all reserves with 18 points during win at Phoenix (2/4). Went a perfect 7-of-7 from the field and scored 16 points to go along with a game-high eight rebounds 11/28 at Houston. Registered a career-high 22 points on 9-13 FGs to go along with a game-high 11 rebounds for his second double-double of the year at Utah (11/15). **2009-10:** Scored 10-plus points 18 times. Grabbed 10-plus rebounds eight times. Registered four double-doubles on the season. Season-high tying 15 points and five blocked shots during season finale vs. Memphis (4/14). Season-high tying 15 points to go along with team-high 13 rebounds at Denver (3/3). Grabbed a career-high 14 rebounds in 28 minutes at L.A. Lakers (12/22). The 14 rebounds were the most by an Oklahoma City rookie since Jeff Green pulled-down 14 rebounds on 11/23/07 vs. New Jersey. Scored first point at L.A. Clippers (11/11). Made NBA debut at Detroit (10/30) and finished with one rebound in three minutes of action. Eight DNP's – Coach's Decision. One game inactive.

PLAYOFFS

Appeared in 54 career postseason contests (48 starts) and posted averages of 10.2 points, 6.9 rebounds and 2.9 blocks in 29.2 minutes per game. **2013:** Appeared in 11 games (11 starts) and averaged 12.8 points, 8.4 rebounds and 3.00 blocks in 33.3 minutes...Recorded four double-doubles. Scored in double figures nine times. Became the All-Time franchise leader in postseason blocked

shots (139). **2012:** Set a playoff career-high with 26 points on perfect 11-of-11 shooting in Game 4 of the Western Conference Finals vs. San Antonio. Only Larry McNeil made more consecutive shots during a postseason game in NBA history (12-12 FGs 4/13/75; KCO vs. CHI). Recorded a then playoff career-high 22 points to go along with six rebounds and five blocked shots in 39 minutes during Game 1 in the First Round versus Dallas. Scored in double figures eight times and recorded a double-double in Game 3 of the First Round at Dallas with a game-high 11 rebounds and 10 points. **2011:** Registered five double-doubles in the 2011 playoffs. Set a playoff franchise record with nine blocked shots in Game 5 of the first round vs. Denver. Matched a career-high with 22 points to go along with a career-high 16 rebounds during Game 3 vs. Denver only to set a playoff career-high with 12 defensive rebounds in Game 4 vs. Denver. Scored in double figures six times in the 2011 postseason.

INTERNATIONAL HIGHLIGHTS

2012: Won a silver medal in the 2012 Olympics as a member of the Spanish Nation Team. During Olympic play, Ibaka appeared in eight games and averaged 8.0 points, 4.4 rebounds and 1.25 blocks in 15.1 minutes. **2008-09:** Spent the season playing professionally in Spain for Ricoh Manresa. In 31 games, averaged 7.1 points, 4.5 rebounds and 1.0 blocks in 15.5 minutes per contest. **2007-08:** Averaged 11.3 points, 8.2 rebounds and 3.0 blocked shots through 32 games for C.B. L'Hospitalet in the Spanish LEB Gold league. Posted 27 points and 11 rebounds vs. Alicante Costa Blanca. Tallied 14 points and 15 rebounds vs. Basket Cai Zaragoza. Registered 10 points, 12 rebounds and seven blocked shots vs. Ciudad de La Laguna Canarias. **2006-07:** Averaged 13.3 points, 9.0 rebounds and 1.8 blocked shots in four games with DKV Joventut in the Final Phase of the Circuito Sub-20.

PERSONAL

Parents both played basketball for the National Team in the Congo. Has 17 siblings. Lived with his grandmother during the civil unrest in the Congo in the mid-to-late '90s in a house with no electricity or running water. Learned the game of basketball playing on outdoor courts wearing shoes with cardboard inserts to cover the holes in the soles. Made donations to the Congolese federation to help create opportunities for other young players to find success.





15 REGGIE JACKSON

POSITION: Guard HEIGHT: 6-3 WEIGHT: 208

BIRTHDATE

4/16/90

BIRTHPLACE

Pordenone, Italy

HIGH SCHOOL

Palmer (Colorado Springs, CO)

COLLEGE

Boston College

HOW ACQUIRED/DRAFT BACKGROUND

Selected by the Oklahoma City Thunder in the first round (No. 24 overall) of the 2011 NBA Draft.

PRO EXPERIENCE

Two NBA seasons



CAREER AVERAGES

4.5 ppg, 1.9 rpg and 1.7 apg in 13.0 mpg (115 career games).

2012-13 AVERAGES

5.3 ppg, 2.4 rpg and 1.7 apg in 14.2 mpg (70 games).

2012-13

Scored in double figures 10 times, including one 20 point effort. Scored a career-high 23 points on vs. Milwaukee (4/17). Set a then career-high with 17 points on 7-of-12 shooting on at Portland (4/12). 12 DNP – Coach's Decision. Five-plus assists seven times. Two-or-more blocks twice. Two-or-more steals four times.

NBA CAREER

2011-12: Recorded a career-high and game-high eight assists during win vs. Utah (2/14). Scored a career-high 11 points (4-9 FGs) in a then career-high 23 minutes vs. San Antonio (1/8). Made NBA debut vs. Phoenix (12/31) and scored two points in five minutes of action. Recorded 10 DNP's - Coach's Decision. Spent 11 games on Inactive List.

NBA D-LEAGUE

2012-13: Appeared in one game (one start) with the Tulsa 66ers and recorded 22 points, eight rebounds and seven assists in 41 minutes. **2011-12:** Appeared in three games as a member of the 66ers (all starts) and recorded average of 28.0 points, 7.3 rebounds and 8.3 assists in 38.0 minutes. Recorded 37 points on 14-of-19 shooting during win vs. Canton Charge on 12/22. **2011-12:** Appeared in one game (one start) with the 66ers, recording 22 points, eight rebounds and seven assists in 41 minutes.

NBA PLAYOFFS

During the 2013 postseason, appeared in 11 games (nine starts) and averaging 13.9 points, 3.6 assists and 4.9 rebounds in 33.4 minutes. Scored 14 points (3-6 FGs) in first postseason start in Game 3 win at HOU. Scored in double figures nine times. Posted a double-double with 16 points and 10 rebounds in Game 4 at MEM. Made a playoff-high 20 points in Game 2 vs. HOU.

COLLEGE HIGHLIGHTS

An AP All-America Honorable Mention and All-ACC First-Team selection as a junior. Named a Wooden Award Top 30 candidate.

COLLEGE

2010-11 (Junior): Averaged 18.2 points, 4.2 rebounds, 4.5 assists and 1.1 steals per game. Earned All-ACC First-Team honors. An AP All-America Honorable Mention selection. Also captured USBWA All-District I and NABC All-District 2 accolades. Ranked among ACC leaders in seven categories in conference games only: scoring (fourth); assists (third); free-throw percentage (second, .870); field-goal percentage (seventh, .471); three-point field-goal percentage (sixth, .398); three-point field goals made (ninth, 2.1); and minutes played per game (tied-eighth, 33.3). Established a season-high in points (31) vs. Maryland, converting 12-of-16 field goals and 5-of-7 threes while adding eight rebounds. Posted 30 points (10-22 FGs) and eight rebounds in a loss to Yale. Tallied 29 points on 9-of-13 shooting vs. N.C. State. Notched 27 points on 10-of-13 shooting vs. Wake Forest, adding five rebounds and six assists. Had 27 points, seven rebounds, four assists at Clemson and 27, five and four vs. Indiana. Made 9-of-13 field goals vs. Providence for 26 points. Collected a season-high 10 assists vs. Holy Cross. **2009-10 (Sophomore):** Averaged 12.9 points, 5.7 rebounds and 4.5 assists in 30.1 minutes per game, starting 20-of-31 contests. Led or tied for the team lead in scoring six times, in rebounding eight times, in assists 18 times and in steals six times. Scored in double figures in 22 games, including two games with 20 points. Handed out double-digit assists vs. Virginia Tech (11 assists) and at Georgia Tech (10 assists to go with 13 points). Notched a season-high 20 points (8-14 FGs) 12 rebounds and seven assists in a win at Providence. Matched his season-high with 20 points (8-12 FGs) at Duke. Totaled 18 points and nine assists in the final game of the season vs. Virginia. Recorded 18 points (10-10 FTs) and seven assists vs. Clemson. Registered 17 points, seven rebounds and seven assists in a home win over North Carolina. **2008-09 (Freshman):** Averaged 7.0 points, 3.3 rebounds and 1.7 assists in 20.0 minutes. Scored in double figures in 12 games, including seven ACC contests. Led BC in assists three times and in steals seven. Scored 17 points in the Eagles' win at top-ranked North Carolina, shooting 8-for-14 from the floor. Tallied 15 points (6-8 FGs), five rebounds and three assists in a home win over Duke. Recorded 14 points (9-10 FTs), five rebounds and two steals in 31 minutes of action at home Miami and 10 points, five rebounds and seven assists on the road vs. the Hurricanes. Earned ACC Rookie of the Week honors on Jan. 25 as he averaged 9.0 points, 5.5



rebounds and 3.0 assists per game in wins over Georgia Tech and NC State.

PERSONAL

Says if he wasn't playing in the NBA, his dream would be to work for TNT sports. Identifies math as favorite subject in school while listing Chinese food as his favorite type of food.

REGULAR SEASON Career Highs

Minutes	36	04/17/2013	OKC vs. Milwaukee
Field Goals	8	04/17/2013	OKC vs. Milwaukee
Field Goal Attempts	18	04/17/2013	OKC vs. Milwaukee
Three-Point Field Goals	3	11/26/2012	OKC vs. Charlotte
Three-Point Attempts	6	04/17/2013	OKC vs. Milwaukee
Free Throws	7	04/17/2013	OKC vs. Milwaukee
Free Throw Attempts	7	04/17/2013	OKC vs. Milwaukee
Offensive Rebounds	3	03/15/2012	OKC at Denver
Defensive Rebounds	7	02/10/2013	OKC at Phoenix
Rebounds	7	02/10/2013	OKC at Phoenix (Twice)
Assists	8	02/14/2012	OKC vs. Utah
Steals	3	02/10/2013	OKC at Phoenix (Twice)
Turnovers	5	01/14/2012	OKC vs. New York
Blocked Shots	2	04/04/2013	OKC vs. San Antonio (Twice)
Points	23	04/17/2013	OKC vs. Milwaukee

NBA REGULAR SEASON STATISTICS

SEASON/TEAM	G-GS	MIN	FGM-FGA	PCT	3-PT. FG		PCT	FTM-FTA	PCT	Rebounds				AST	STL	TO	BLK	Averages			
					FGM-FGA	PCT				OFF	DEF	TOT	PTS					RPG	APG	PPG	
11-12 OKC	45-0	501	51-159	.321	13-62	.210	25-29	.862	14	39	53	71	25	36	1	14.0	1.2	0.6	3.1		
12-13 OKC	70-0	993	149-325	.458	24-104	.231	52-62	.839	21	145	166	122	29	53	13	37.4	2.4	1.7	5.3		
TOTALS	115-0	1494	200-484	.413	37-166	.223	77-91	.846	35	184	219	193	54	89	14	51.4	1.9	1.7	4.5		

NBA POSTSEASON STATISTICS

SEASON/TEAM	G-GS	MIN	FGM-FGA	PCT	3-PT FG		FTM-FTA	PCT	Rebounds					Averages					
					FGM-FGA	PCT			OFF	DEF	TOT	AST	STL	TO	BLK	PTS	RPG	APG	PPG
12-13 OKC	11-9	368	57-119	.479	13-43	.302	26-29	.897	4	50	54	40	5	21	6	15.3	4.5	3.6	13.9
TOTALS	11-9	368	57-119	.479	13-43	.302	26-29	.897	4	50	54	40	5	21	6	15.3	4.5	3.6	13.9



3 PERRY JONES

POSITION: Forward HEIGHT: 6-11 WEIGHT: 235

BIRTHDATE

9/24/91

HIGH SCHOOL

Duncanville HS (Duncanville, TX)

COLLEGE

Baylor

BIRTHPLACE

Winnsboro, LA

HOW ACQUIRED/DRAFT BACKGROUND

Selected by the Oklahoma City Thunder in the first round (No. 28 overall) of the 2012 NBA Draft.

PRO EXPERIENCE

One NBA Season



2012-13 AVERAGES

2.3 ppg, 1.6 rpg in 7.4 mpg (38 games).

2012-13

Set a career-high with 14 points on 7-of-15 shooting during the regular season finale vs. Milwaukee (4/17). Went 4-of-5 en route to eight points vs. Orlando (3/15). 19 DNP – Coach's Decision. 25 DNP – Inactive.

PLAYOFFS

2012-13: Made NBA playoff debut on 4/21/13 in Game 6 vs. Houston and was held scoreless in five minutes of action.

NBA D-LEAGUE

2012-13: Appeared in 15 regular season games with the 66ers (all starts) and averaging 14.3 points, 7.3 rebounds and 1.7 assists in 32.5 minutes. Scored 10-plus points 11 times, 20-plus points four times. Recored three double-doubles.

COLLEGE

Earned AP All-American Honorable Mention as a sophomore. Became first player in Baylor program history to be named United States Basketball Writers Association (USBWA) Freshman All-American. Just the second player at Baylor to be named to Parade, McDonald's and Jordan Brand All-American teams while in high school. **2011-12 (Sophomore):** Averaged 13.5 points and 7.6 rebounds in 33 games while helping lead Baylor to an Elite Eight appearance in the NCAA Tournament. One of two Baylor players to earn AP All-American Honorable Mention, while also picking up Second-Team All-Big 12 honors by the media and Third-Team by the league coaches. A candidate for numerous Player of the Year honors: selected to the Naismith Trophy Midseason 30; Oscar Robertson Trophy Midseason Watch List; and John R. Wooden Award Midseason Top 25. Garnered USBWA All-District VII and NABC All-District 8 honors. Named to Big 12 All-Tournament Team after averaging 22.5 points and 9.6 rebounds in three games. Notched a career-high 31 points and 11 rebounds vs. Kansas State in the quarterfinals before following up with an 18 point and seven rebound performance during upset

win of Kansas in semifinals. Posted nine double-doubles on the season. Recorded a then career-high 28 points on 11-of-16 shooting in win at BYU. Posted back-to-back 20/10 games at Oklahoma (21 points, 12 rebounds) and vs. Texas (22 points, 14 rebounds). Concluded season with 14 points and five rebounds in a Sweet 16 win vs. Xavier and 17 points and eight rebounds in an Elite Eight loss to Kentucky. **2010-11 (Freshman):** Unanimous Big 12 All-Rookie selection after posting 13.9 points and 7.2 rebounds in 33.9 minutes. Earned freshman All-American honors from USBWA, Basketball Times and CollegeInsider.com. Named second-team All-Big 12 by league's coaches and All-Big 12 Honorable Mention by the media. Garnered NABC All-District 8 second-team accolades. Finished regular season as Big 12 freshman leader in scoring and field goal percentage. Led team by shooting 54.9%, which ranked third in school history among freshmen. Scored in double figures in 26 of 30 games and 15 Big 12 contests. Had six 20-point games. Registered a season-high 27 points (9-16 FGs, 9-9 FTs) in win at No. 16 Texas A&M. Collected 25 points (10-13 FGs) vs. Oklahoma. Posted back-to-back 20-point games against Kansas and Oklahoma State, combining for 13-of-20 from the floor and 18-of-20 at the FT line. Made Big 12 debut with 20 points and a career-high five steals at Texas Tech.

PERSONAL

Attended the same school (Duncanville HS) as former NBA players Greg Ostertag and Chris Owens.



REGULAR SEASON Career Highs

Minutes	39	04/17/2013	OKC vs. Milwaukee
Field Goals	7	04/17/2013	OKC vs. Milwaukee
Field Goal Attempts	15	04/17/2013	OKC vs. Milwaukee
Three-Point Field Goals			
Three-Point Attempts	1	02/16/2013	OKC vs. Golden State (Twice)
Free Throws	3	02/27/2013	OKC vs. New Orleans
Free Throw Attempts	4	03/08/2013	OKC at Charlotte
Offensive Rebounds	2	04/17/2013	OKC vs. Milwaukee
Defensive Rebounds	7	04/17/2013	OKC vs. Milwaukee
Rebounds	9	04/17/2013	OKC vs. Milwaukee
Assists	2	01/31/2013	OKC vs. Memphis
Steals	1	04/17/2013	OKC vs. Milwaukee (5 times)
Turnovers	3	11/26/2012	OKC vs. Charlotte
Blocked Shots	1	03/08/2013	OKC at Charlotte (6 times)
Points	14	04/17/2013	OKC vs. Milwaukee

NBA REGULAR SEASON STATISTICS

SEASON/TEAM	G-GS	MIN	FGM-FGA	PCT	3-PT FG FGM-FGA	PCT	FTM-FTA	PCT	Rebounds					STL	TO	BLK	Averages			
									OFF	DEF	TOT	AST					PPG	RPG	APG	PFG
12-13 OKC	38-1	280	39-99	.394	0-2	.000	10-15	.667	12	50	62	10	5	15	6	88	1.6	0.3	2.3	0.0
TOTALS	38-1	280	39-99	.394	0-2	.000	10-15	.667	12	50	62	10	5	15	6	88	1.6	0.3	2.3	0.0

NBA POSTSEASON STATISTICS

SEASON/TEAM	G-GS	MIN	FGM-FGA	PCT	3-PT FG FGM-FGA	PCT	FTM-FTA	PCT	Rebounds					STL	TO	BLK	Averages			
									OFF	DEF	TOT	AST					PPG	RPG	APG	PFG
12-13 OKC	1-0	5	0-1	.000	0-0	.000	0-0	.000	0	1	1	0	0	0	0	0	1.0	0.0	0.0	0.0
TOTALS	1-0	5	0-1	.000	0-0	.000	0-0	.000	0	1	1	0	0	0	0	0	1.0	0.0	0.0	0.0



11 JEREMY LAMB

POSITION: Guard HEIGHT: 6-5 WEIGHT: 185

BIRTHDATE

5/30/92

HIGH SCHOOL

Norcross HS (GA)

COLLEGE

Connecticut

BIRTHPLACE

Norcross, GA

HOW ACQUIRED/DRAFT BACKGROUND

Acquired from the Houston Rockets on 10/27/12 along with Kevin Martin, two first round picks and a second round pick in exchange for James Harden, Cole Aldrich, Daequan Cook and Lazar Hayward. Originally, selected by Houston in the first round (12th overall) of the 2012 NBA Draft.

PRO EXPERIENCE

One NBA Season



2012-13 AVERAGES

3.1 ppg in 6.4 mpg (23 games).

2012-13

Made NBA debut vs. Portland (11/2) and scored three points (1-1 3FG) in one minute of action. In the regular season finale vs. Milwaukee (4/17) posted a season-high 13 points in a career-high 41 minutes. 29 DNP – Inactive. 23 DNP – Coach's Decision. Seven DNP – Lower Back Strain.

NBA D-LEAGUE

2012-13: Appeared in 21 regular season games with the Tulsa 66ers (all starts) and averaged 21.0 points, 5.3 rebounds and 3.0 assists in 32.8 minutes. Recorded a double-double with a game-high 33 points to go along with 10 rebounds and four assists in 42 minutes of action in his first game with Tulsa. Scored 20-plus points 13 times, 30-plus points four times and 40-plus points once. Combined for 51 points, 13 rebounds and 10 assists in Tulsa's two games at the NBA D-League Showcase in Reno, Nev.

COLLEGE

In two seasons at Connecticut, posted averages of 14.1 points, 4.7 rebounds and 1.7 assists in 32.1 minutes per game. Became just the sixth sophomore in UConn history to score 1,000 career points. His total of 1,060 points ranks him No. 42 on UConn's all-time scoring list. Selected AP Honorable Mention All-American as a sophomore as well as All-Big East First Team. Helped UConn to a National Championship as a freshman, recording 12 points in the title game vs. Butler and earning a spot on the NCAA Final Four All-Tournament team. **2011-12 (Sophomore):** Averaged 17.7 points, 4.9 rebounds and 1.2 steals per game. Selected to the All-Big East First Team. AP



Honorable Mention All-American. Chosen to the Naismith and Wooden Award preseason watch lists. A Top-20 finalist for the Oscar Robertson Trophy. Led the Huskies in scoring 17 times. Scored 30 or more points in two games and 20 or more 10 times. Set a career-high with 32 points, including 10 in overtime, at Villanova. Recorded 25 points, including 17 in the second half, to go with eight rebounds against West Virginia. Posted a then career-high 30 points on 11-17 shooting, including five three-pointers, against Columbia in the season opener. **2010-11 (Freshman):** Was an integral part of UConn's NCAA Tournament and Big East Championship run. Earned NCAA Final Four All-Tournament, NCAA West Region All-Tournament and Big East All-Tournament honors. Averaged 11.1 points and 4.5 rebounds in 27.8 minutes per game on the season, starting 40-of-41 contests. Averaged 16.2 points and 4.8 rebounds while shooting 58 percent from the field in the NCAA Tournament. Matched his season high with 24 points on 9-of-11 shooting against San Diego State in the Sweet 16.

PERSONAL

Born Jeremy Emmanuel Lamb on May 30, 1992, in Henrico Valley, Virginia. Has three siblings and father played college basketball for VCU. Attended Norcross High School (Norcross, GA) and led Norcross to the Regional Championship as a senior.

REGULAR SEASON Career Highs

Minutes	41	04/17/2013	OKC vs. Milwaukee
Field Goals	6	04/17/2013	OKC vs. Milwaukee
Field Goal Attempts	21	04/17/2013	OKC vs. Milwaukee
Three-Point Field Goals	2	11/28/2012	OKC vs. Houston
Three-Point Attempts	6	04/17/2013	OKC vs. Milwaukee
Free Throws	6	03/27/2013	OKC vs. Washington
Free Throw Attempts	6	03/27/2013	OKC vs. Washington
Offensive Rebounds	2	04/17/2013	OKC vs. Milwaukee
Defensive Rebounds	5	04/17/2013	OKC vs. Milwaukee
Rebounds	7	04/17/2013	OKC vs. Milwaukee
Assists	2	04/17/2013	OKC vs. Milwaukee
Steals	1	02/24/2013	OKC vs. Chicago (2 times)
Turnovers	2	04/17/2013	OKC vs. Milwaukee (2 times)
Blocked Shots	1	04/17/2013	OKC vs. Milwaukee (2 times)
Points	13	04/17/2013	OKC vs. Milwaukee

NBA REGULAR SEASON STATISTICS

SEASON/TEAM	G-GS	MIN	FGM-FGA	PCT	3-PT FGM-FGA	PCT	FTM-FTA	PCT	OFF	Rebounds			AST	STL	TO	BLK	Averages			
										DEF	TOT						PTS	RPG	APG	PPG
12-13 OKC	23-0	147	24-68	.353	9-30	.300	14-14	1.000	5	13	18	5	2	6	2	71	0.8	0.2	3.1	
TOTALS	23-0	147	24-68	.353	9-30	.300	14-14	1.000	5	13	18	5	2	6	2	71	0.8	0.2	3.1	



5

KENDRICK PERKINS

POSITION: Center HEIGHT: 6-10 WEIGHT: 270

BIRTHDATE

11/10/84

BIRTHPLACE

Nederland, TX

HIGH SCHOOL

Clifton J. Ozen (Beaumont, TX)

HOW ACQUIRED/DRAFT BACKGROUND

Acquired from the Boston Celtics along with Nate Robinson and the L.A. Clippers 2012 first round draft pick in exchange for Jeff Green and Nenad Krstic on 2/24/11...Originally drafted in the first round (27th overall) of the 2003 NBA Draft by the Memphis Grizzlies.

PRO EXPERIENCE

Ten NBA seasons



CAREER AVERAGES

6.0 ppg, 6.2 rpg, 1.1 apg and 1.3 bpg in 23.2 mpg (614 career games)

2012-13 SEASON AVERAGES

4.2 ppg, 6.0 rpg, 1.4 apg and 1.3 bpg in 25.1 mpg (78 games)

2012-13

Scored in double figures seven times (combined to score 22 points on 11-of-15 shooting in back-to-back games on New Orleans (12/1) and at Brooklyn (12/4). Set a Thunder career-high with 17 points (8-of-9 FGs) on vs. Phoenix (2/8). Recorded a blocked shot in first four games of the season and led team in rebounding on 16 occasions. Pulled-down a season-high 16 rebounds at Memphis (3/20). Recorded 10-plus rebounds nine times. Blocked a season-high four shots at Cleveland (2/2). One DNP – Left knee strain. Three games DNP – right hamstring tightness.

NBA CAREER

2011-12: Recorded a season-high tying six blocks vs. New Orleans (2/20). Set a Thunder career-high with 16 points on 8-of-11 FGs vs. Miami (3/25). Recorded a blocked shot in the first 17 games this season (longest such streak of his career). Scored in double-figures on eight occasions. Recorded 10-plus rebounds on 12 occasions, including a season-high 14 rebounds vs. Dallas (3/5). Posted two double-doubles. Matched a career-high with three steals vs. Portland (3/18). One DNP – Right Knee Contusion. **2010-11:** Appeared in 17 games with the Thunder (17 starts), and averaged 6.0 points and 8.0 rebounds in 25.6 minutes. Prior to joining the Thunder, appeared in 12 games (7 starts) with the Boston Celtics and averaged 7.1 points, 8.1 rebounds and 0.8 blocks in 26.1 minutes. Oklahoma City registered a 13-4 mark with Perkins in the starting lineup. As a member of the Thunder scored in double-figures three times and pulled-in 10+ rebounds four times. Set a career-high with

10 offensive rebounds (17 total rebounds) 4/6 vs. L.A. Clippers. Perkins set a Thunder record by recording a total of 31 rebounds in back-to-back games (4/5 - 4/6). With 13 defensive rebounds (14 total rebounds) at Denver on 4/5, came one defensive rebound shy of matching career-high. Went a perfect 6-of-6 from the field en route to 13 points during OKC win vs. Minnesota (3/25). Pulled-down a game-high 12 rebounds 3/30 vs. Toronto. Made Oklahoma City Thunder debut 3/14 at Washington and scored six points to go along with a team-high nine rebounds in 20 minutes. Made his 2011-12 regular season debut against Cleveland (1/25) and recorded seven points, six rebounds, three assists in 17 minutes of action. **2009-10:** Averaged 10.1 points, 7.6 rebounds and 1.69 blocks in 27.6 minutes per game. Ranked 10th

in the NBA in blocks per contest. Netted a season-high 21 points at Charlotte (12/1). Pulled down a season-high 16 boards against Philadelphia (12/18). Led the Celtics in rebounding 17 times and in blocks 23 times. Posted eight double-doubles.

REGULAR SEASON Career Highs

Minutes	48	04/01/2009	Boston vs. Charlotte
Field Goals	12	12/19/2008	Boston vs. Chicago
Field Goal Attempts	16	03/15/2009	Boston at Milwaukee
Three-Point Attempts	1	01/14/2013	OKC at Phoenix (12 times)
Free Throws	8	03/15/2009	Boston at Milwaukee (Twice)
Free Throw Attempts	12	12/05/2008	Boston vs. Portland
Offensive Rebounds	10	04/06/2011	OKC vs. L.A. Clippers
Defensive Rebounds	14	01/25/2010	Boston vs. L.A. Clippers (Twice)
Rebounds	20	03/05/2008	Boston vs. Detroit
Assists	6	11/19/2012	OKC vs. Detroit (3 times)
Steals	3	02/10/2013	OKC at Phoenix (6 times)
Turnovers	7	04/01/2009	Boston vs. Charlotte
Blocked Shots	7	04/03/2009	Boston vs. Atlanta (Twice)
Points	26	03/15/2009	Boston at Milwaukee



NBA REGULAR SEASON STATISTICS

SEASON/TEAM	G-GS	MIN	3-PL FG				Rebounds							Averages						
			FGM-FGA	PCT	PCT	FTM-FTA	PCT	OFF	DEF	TOT	AST	STL	TO	BLK	PTS	RPG	APG	PPG		
03-04 Boston	10-0	35	8-15	.533	0-0	.000	6-9	.667	5	9	14	3	0	5	2	22	1.4	0.3	2.2	
04-05 Boston	60-3	548	56-119	.471	0-0	.000	37-58	.638	53	123	176	21	9	43	37	149	2.9	0.4	2.5	
05-06 Boston	68-40	1332	137-266	.515	0-2	.000	80-130	.615	140	264	404	69	21	107	105	354	5.9	1.0	5.2	
06-07 Boston	72-53	1576	132-269	.491	0-3	.000	60-100	.600	113	259	372	94	23	113	96	324	5.2	1.3	4.4	
07-08 Boston	78-78	1912	214-348	.615	0-1	.000	114-183	.623	145	329	474	84	31	125	114	542	6.1	1.1	6.9	
08-09 Boston	76-76	2253	276-478	.577	0-2	.000	96-160	.600	204	415	619	96	22	165	150	648	8.1	1.3	8.5	
09-10 Boston	78-78	2154	314-522	.602	0-3	.000	163-280	.582	155	440	595	80	26	165	132	791	7.6	1.0	10.1	
10-11 Boston/OKC	29-24	742	67-130	.515	0-0	.000	40-72	.556	62	170	232	26	9	56	26	174	8.0	0.9	6.0	
11-12 OKC	65-65	1744	128-262	.489	0-0	.000	73-112	.652	120	306	426	78	25	118	73	329	6.6	1.2	5.1	
12-13 OKC	78-78	1954	143-313	.457	0-1	.000	44-72	.611	110	356	466	111	43	109	83	330	6.0	1.4	4.2	
TOTALS	614-495	14250	1475-2722	.542	0-12	.000	713-1176	.606	1107	2671	3778	662	209	1006	818	3663	6.2	1.1	6.0	

NBA PLAYOFF STATISTICS

SEASON/TEAM	G-GS	MIN	3-PT FG			Rebounds										Averages			
			FGM-FGA	PCT	PCT	FTM-FTA	PCT	OFF	DEF	TOT	AST	STL	TO	BLK	PTS	RPG	APG	PPG	
04-05 Boston	6-0	28	4-5	.800	0-0	.000	1-3	.333	3	3	6	0	0	3	3	9	1.0	0.0	1.5
07-08 Boston	25-25	631	62-106	.585	0-1	.000	40-59	.678	52	101	153	13	15	31	32	164	6.1	0.5	6.6
08-09 Boston	14-14	512	73-127	.575	0-1	.000	20-30	.667	51	111	162	20	6	33	37	166	11.6	1.4	11.9
09-10 Boston	23-23	575	49-96	.510	0-1	.000	33-55	.600	41	102	143	22	9	43	32	131	6.2	1.0	5.7
10-11 OKC	17-17	479	29-64	.453	0-0	.000	19-33	.576	37	66	103	13	4	27	13	77	6.1	0.8	4.5
11-12 OKC	20-20	517	37-89	.416	0-0	.000	20-25	.800	35	89	124	13	7	29	25	94	6.2	0.7	4.7
12-13 OKC	11-11	2952	10-38	.263	0-1	.000	4-4	1.000	15	26	41	7	8	23	5	24	3.7	0.6	2.2
TOTALS	116-110	2952	264-525	.503	0-4	.000	137-209	.656	234	498	732	88	49	189	147	665	6.3	0.8	5.7

Tied a career-high with three steals against New York (3/17). Scored a career-high 791 points. Recorded his 2,500th career rebound against New York (2/23). Blocked his 600th career shot against Sacramento (2/16). **2008-09:** Averaged 8.5 points, 8.1 rebounds and 1.97 blocks in 29.7 minutes per game. Posted career highs in PPG, RPG, BPG, MPG. Led Celtics in rebounds in 36 games and in blocks in 54 games. Posted a career-high 26 points at Milwaukee (3/15). Rejected a career-high seven shots vs. Milwaukee (11/7). Also blocked seven shots vs. Atlanta (4/3). Finished sixth in the NBA in blocks per game and in total blocks. Pulled down a season-high 14 boards vs. Utah (12/15). Posted a career-high 150 blocks on the season. **2007-08:** Averaged career-high 6.9 points, 6.1 rebounds and 1.44 blocks in 24.5 minutes per game. Led team in rebounding 18 times and scoring three times. Ranked 19th in the NBA in blocks. Scored 21 points against the L.A. Lakers on 11/23. Scored a career-high 24 points on 9-of-12 shooting against the N.Y. Knicks on 1/21. Scored in double-figures 15 times. Recorded five double-doubles. Averaged 9.7 points and 10.2 rebounds to go along with 2.54 blocks during the month of March. Finished with a team-high field goal percentage of 61.3% (214-349) but failed to qualify for the league leaders in the category. **2006-07:** Averaged 4.5 points, 5.0 boards and 1.36 blocks in 21.4 minutes per game. Rejected four shots and tied a career-high of three steals at Orlando (4/15). Scored 11 points, grabbed 12 boards and rejected four shots in a career-high 46 minutes vs. Orlando (3/28). Scored 13 points and grabbed 11 boards for his fourth double-double vs. Charlotte (3/21). Scored 12 points and grabbed 12 boards for his third double-double vs. Atlanta (3/14). Swiped a career-high three steals at Memphis (1/5). Rejected a season-high five shots vs. NJ (11/29). **2005-06:** Averaged 5.2 points, 5.9 boards and 1.5 blocks in 19.6 minutes per game. Recorded career-highs in every major statistical category. Recorded 10+ points 11 times and 10+ boards 12 times. Recorded 4 double-doubles. Led the team in rebounding 18 times. Matched career-highs with 17 points and 6 blocks vs. New York (04/09). Grabbed 14 boards and blocked 5 shots vs. Chicago (03/26). Blocked a career-high 6 shots at Orlando (02/04). Recorded 4th double-double with 11 points and 11 boards vs. the L.A. Clippers (02/03). **2004-05:** Averaged 2.5 points and 2.9 boards in 9.1 minutes per game. Grabbed 10+ boards once. Played 10+

minutes 25 times. Matched a career-high with 8 points and grabbed 4 boards vs. New Jersey (04/20). Blocked a career-high 5 shots at Chicago (01/08). Scored 4 points and grabbed a career-high 13 boards in a career-high 25 minutes vs. New York (12/22). Scored 2 points and grabbed 3 boards in first appearance of the season at New York (11/06). **2003-04:** Averaged 2.2 points and 1.4 rebounds in 3.5 minutes per game in 10 appearances.

CAREER PLAYOFFS

2013: Averaged 2.2 points, 3.7 rebounds and 19.1 minutes in 11 games. **2012:** Set a 2012 playoff-high with 15 points on 7-of-9 shooting in Game 4 win of the Western Conference Finals vs. San Antonio. Pulled down 10+ rebounds on three occasions during the 2012 playoffs. Won an NBA championship in 2008 as a member of the Boston Celtics. Appeared in postseason play in seven of his 10 seasons (2005, 2008, 2009, 2010, 2011, 2012 and 2013) in the NBA. Seen action in 116 career playoff contests and recorded averages of 5.7 points, 6.3 rebounds and 1.3 blocks in 25.4 minutes.

HIGH SCHOOL

Named to Parade All-America High School Boys Basketball First Team. Named USA Today High School Boys Basketball All-USA Second Team. Named a 2003 McDonald's High School All-America (scored 6 points, grabbed 5 rebounds and blocked 2 shots in the 2003 McDonald's High School All-America Game). Led Ozen High School to a 96-3 record over his final three high school seasons. Ozen captured four consecutive District Championships and won the state 4A title his sophomore season. Was named All-State for three consecutive seasons beginning with his sophomore season. Averaged 27.5 points, 16.4 rebounds and 7.8 blocks per game his senior season as he led Ozen to a 33-1 record.

PERSONAL

Full name is Kendrick Le'Dale Perkins. Nickname is "Perk". Favorite movie is Next Friday. Favorite television show is Fresh Prince of Bel Air. Favorite actor is Will Smith. Enjoys listening to 50 Cent. Wears a size 18 sneaker. Favorite sport besides basketball is football. Most influential person in his basketball career was his high school coach, Andre Bouette, a former collegiate player at North Texas from 1983-1986. Favorite athlete growing up was Michael Jordan.





21 ANDRE ROBERSON

POSITION: Forward HEIGHT: 6-7 WEIGHT: 210

BIRTHDATE

12/04/91

HIGH SCHOOL

Wagner (San Antonio, TX)

COLLEGE

Colorado

BIRTHPLACE

Las Cruces, N.M.

HOW ACQUIRED/DRAFT BACKGROUND

Drafted by Minnesota as the 26th overall pick of the 2013 NBA Draft. Oklahoma City acquired Roberson's draft rights from Golden State (who acquired the pick earlier in the evening from Minnesota) in exchange for the draft rights to Archie Goodwin (selected #29 overall) and cash considerations.

PRO EXPERIENCE

Rookie



COLLEGE

The first Colorado player to lead the team in rebounding, blocked shots and steals for three consecutive seasons. The only CU player with career 1,000 points (1,012) and rebounds (1,045), 150 blocks (150) and steals (164), and 100 assists (119). Just 10 boards shy of becoming the school's all-time leading rebounder before leaving Colorado. In his tenure, the Buffs put together a school-record three consecutive 20-win seasons. **2012-13 (Junior Season):** The Pac-12 Conference's Defensive Player of The Year and a First-Team All Conference pick. Became the first CU player in 22 years to average a double-double (10.9 ppg, 11.2 rpg) in consecutive years. Finished second nationally in rebounding. Posted two 20-rebound games. His average of 2.2 steals per game ranked 30th in NCAA D-1 and second in the Pac-12. His 1.3 bpg average ranked eighth in the conference. Selected to the John R. Wooden and the Naismith Player of the Year preseason Top-50 Watch lists. **2011-12 (Sophomore Season):** All-Pac-12 First Team, All-Defensive Team and All-Tournament Team. Averaged a double-double on the year (11.6 ppg, 11.1 rpg). Set the CU single-season rebounding record (401). Ranked third nationally and first in the Pac-12 in rebounds per game (11.1). Led the Pac-12 in blocks (1.9 bpg). Finished tied for fifth in NCAA D-1 in double-doubles (20). **2010-11 (Freshman Season):** Set the CU freshman record for rebounds (297) and blocks (42). Only the fourth freshman in Big 12 history to lead his team in rebounds, steals (51) and blocks (42). Tied for second in the league in rebounding despite not starting a single game.

PERSONAL:

Full name is Andre Lee Roberson. Son of John and Lisa Roberson. Father played basketball



collegiately at New Mexico State (1985-89) and professionally overseas for 12 years. Mother played volleyball at New Mexico State (1985-89). Has five sisters, Ashlee (a three-year basketball letterwinner at Texas Tech University and played professionally overseas); Amber (four-year volleyball letterwinner with the University of Texas); Arielle (currently with

the Colorado women's basketball team, was the 2013 Pac-12 Freshman of the Year and five-time conference Freshman of the Week recipient); Aaliyah; Arianna and one brother, Anthony. Sister, Arielle and Andre were the only brother-sister basketball siblings in the Pac-12 Conference in 2012-2013, and one of five nationally. Majored in Communication.

COLLEGE STATISTICS

SEASON/TEAM	G-GS	MIN	3-PT. FG				Rebounds						Averages						
			FGM-FGA	PCT	FTM-FTA	PCT	OFF	DEF	TOT	AST	STL	TO	BLK	PTS	RPG	APG	PPG		
10-11 Colorado	38-0	847	101-174	.580	12-35	.343	42-76	.552	106	191	297	33	51	44	42	256	7.8	0.9	6.7
11-12 Colorado	36-35	1087	149-292	.510	19-50	.380	102-166	.614	111	290	401	42	46	65	67	419	11.1	1.2	11.6
12-13 Colorado	31-30	1036	132-275	.480	19-58	.328	54-98	.551	92	255	347	44	67	74	41	337	11.2	1.4	10.9
TOTALS	105-65	2970	382-741	.516	50-143	.350	198-340	.582	309	736	1045	119	164	183	150	1012	10.0	1.1	9.6



25 THABO SEFOLOSHA

POSITION: Guard/Forward HEIGHT: 6-7 WEIGHT: 222

BIRTHDATE

5/2/84

BIRTHPLACE

Vevey, Switzerland

HOW ACQUIRED/DRAFT BACKGROUND

Acquired from Chicago along with cash considerations in exchange for a 2009 first round pick...Draft rights traded by Philadelphia to Chicago in exchange for the draft rights to Rodney Carney (16th overall) and cash considerations... Originally drafted by the Philadelphia 76ers in the first round (13th overall) of the 2006 NBA Draft.

PRO EXPERIENCE

Seven NBA seasons



CAREER AVERAGES

5.7 ppg, 3.7 rpg, 1.5 apg and 1.0 spg in 23.1 mpg (490 career games)

2012-13 SEASON AVERAGES

7.6 ppg, 3.9 rpg, 1.5 apg and 1.3 spg in 27.5 mpg (81 games)

2012-13

Set a career-high with 28 points, on a career-high 11 made field goals, including a career-high six made 3-point field goals at Houston (2/20). Recorded a career-best 7.6 points per game on a career-high 48.1% shooting. Posted a steal in 14 consecutive games earlier this season which represents a career-long streak. Shot 41.9% from 3-point range on the season (Ranked 16th in the NBA). Set a then-Thunder high with 20 points at Phoenix (2/10). In the game, set a then career-high with five made 3-point FG. Scored in double figures on 21 occasions. Recorded nine points on perfect 3-of-3 3-point shooting in the first quarter during Oklahoma City victory vs. Toronto (11/6). Pulled-down a season-high 12 rebounds on at Denver (3/1). One DNP – Neck Strain. One DNP - Inactive

NBA CAREER

2011-12: Oklahoma City went 31-11 with Sefolosha in the starting lineup. Set a career-high with seven steals during win at Milwaukee (4/9). Returned to Thunder lineup at Denver (3/15) for the first time after missing the 23 previous games with right foot soreness. Led the Thunder in three-point shooting accuracy after connecting on 43.7% of his three-point attempts (31-71 3FG). Scored in double figures on six occasions. Scored 19 points at Boston (1/16) which represented a new Thunder-high. One game on Inactive List (Flu-

Like Symptoms). **2010-11:** Thunder posted a 9-2 record when Sefolosha scored in double figures. His 47.1 shooting percentage on the season is the best of any year in his career. Matched a career-high with 13 rebounds during win at Houston on 1/12. Scored a season-high 15 points (5-8 FGs) to go along with a team-high nine rebounds 12/15 vs. Houston. Netted a career-high six steals 12/3 at Toronto. Posted second double-double of the season with 13 points and 10 rebounds in OT win at Indiana (11/26). Recorded a double-double with 13 points on perfect 5-of-5 field goal shooting to go along with a team-high 11 rebounds during win vs. Minnesota (11/22). Scored in double figures back-to-back outings at Milwaukee (11 points; three steals) and Minnesota (13 points; 5-5 FGs). Played a game-high and career-high 55 minutes during OKC triple OT win at New Jersey (12/1). **2009-10:** Named to the NBA's All-Defensive Second Team. One of four players to start all 82 games for the Thunder. Scored in double-figures 16 times. Tallied



REGULAR SEASON Career Highs

Minutes	55	12/01/2010	Oklahoma City at New Jersey
Field Goals	11	02/20/2013	OKC at Houston
Field Goal Attempts	21	02/09/2008	Chicago at Utah
Three-Point Field Goals	6	02/20/2013	OKC at Houston
Three-Point Attempts	10	02/20/2013	OKC at Houston
Free Throws	8	03/11/2009	Oklahoma City at Denver
Free Throw Attempts	8	03/11/2009	Oklahoma City at Denver (Twice)
Offensive Rebounds	5	01/19/2008	Chicago vs. Detroit
Defensive Rebounds	11	01/12/2011	Oklahoma City at Houston
Rebounds	13	01/12/2011	Oklahoma City at Houston (3 times)
Assists	7	04/14/2008	Chicago at Milwaukee
Steals	7	04/09/2012	Oklahoma City at Milwaukee
Turnovers	6	02/07/2008	Chicago at Golden State (Twice)
Blocked Shots	4	03/25/2011	Oklahoma City vs. Minnesota (6 times)
Points	28	02/20/2013	OKC at Houston

NBA REGULAR SEASON STATISTICS

SEASON/TEAM	G-GS	MIN	FGM-FGA	PCT	3-PT FG			Rebounds					Averages						
					FGM-FGA	PCT	FTM-FTA	PCT	OFF	DEF	TOT	AST	STL	TO	BLK	PTS	RPG	APG	PPG
06-07 Chicago	71-4	868	109-256	.426	15-42	.357	23-45	.511	35	118	153	60	33	60	11	256	2.2	0.8	3.6
07-08 Chicago	69-22	1436	180-421	.428	29-88	.330	75-104	.721	50	205	255	129	61	93	30	464	3.7	1.9	6.7
08-09 Chicago/OKC	66-36	1451	152-357	.426	24-87	.276	61-73	.836	54	188	242	111	75	64	45	389	2.3	1.7	5.9
09-10 OKC	82-82	2348	194-441	.440	41-131	.313	60-89	.674	76	311	387	145	97	90	46	489	4.7	1.8	6.0
10-11 OKC	79-79	2049	157-333	.471	28-102	.275	59-79	.747	65	281	346	111	97	55	38	401	3.8	1.5	5.4
11-12 OKC	42-42	914	67-155	.432	31-71	.437	38-43	.884	21	107	128	47	37	40	17	203	3.0	1.1	4.8
12-13 OKC	81-81	2229	224-466	.481	108-258	.419	57-69	.826	58	259	317	125	103	64	44	613	3.9	1.5	7.6
TOTALS	490-346	11297	1083-2429	.446	276-779	.354	373-502	.743	359	1469	1828	728	503	466	231	2815	3.7	1.5	5.7

NBA PLAYOFF STATISTICS

SEASON/TEAM	G-GS	MIN	FGM-FGA	PCT	3-PL FG			PCT	FTM-FTA	PCT	Rebounds			AST	STL	TO	BLK	PTS	Averages		
					FGM-FGA	PCT	PCT				OFF	DEF	TOT						RPG	APG	PPG
06-07 Chicago	9-0	99	10-26	.385	3-8	.375	7-12	.583	4	13	17	7	2	7	0	30	1.9	0.8	3.3		
09-10 OKC	6-6	127	8-27	.296	3-13	.231	8-9	.889	3	15	18	7	5	2	6	27	3.0	1.2	4.5		
10-11 OKC	17-17	344	31-67	.463	4-26	.154	13-13	1.000	12	41	53	12	16	15	5	79	3.1	0.7	4.6		
11-12 OKC	20-20	446	41-102	.402	16-49	.327	8-9	.889	11	42	53	26	30	11	9	106	2.7	1.3	5.3		
12-13 OKC	11-11	300	21-61	.344	12-38	.316	9-11	.818	13	36	49	23	12	8	5	63	4.5	2.1	5.7		
TOTALS	63-64	1316	111-283	.392	38-134	.284	45-54	.833	43	147	190	75	65	43	25	305	3.0	1.2	4.8		

15 points on 6-10 FGs including 2-2 three point shooting in contest vs. Phoenix (4/9). recorded three double-doubles on the year. At San Antonio on 2/24 recorded 12 points to go along with career-high (tying) 13 rebounds, including a career-high (tying) 10 offensive rebounds. In three-game stretch (12/14 at Denver - 12/18 vs. Detroit) averaged 9.7 points on 66.7% shooting (12-18 FG's). Matched season-high with 16 points on 6-of-11 shooting at LAL (12/22). Set a season high with 16 points (2-of-3 3-point FG's) in Thunder win vs. Washington (11/20). Matched a season-high with four steals on three different occasions {last at Miami (11/17)}. Tied career-high with four blocked shots at Sacramento (11/10). Posted double-double with a 13 points (4-of-6 FG's, including a perfect 3-of-3 from behind the 3-point line) and 10 rebounds during OKC win vs. Orlando (11/8). **2008-09:** Appeared in 66 games (36 starts) with Chicago and Oklahoma City. Missed final three games of the season with a dislocated left index finger. In 22 starts with OKC, Thunder posted 9-13 record. Career-high tying four blocks vs. Chicago on 3/18 and at Boston on 3/29. 10 or more rebounds once. One double-double. Recorded season-high 17 points and career-high five steals at Sacramento (3/10). One DNP-CD. Missed three games due to injury. **2007-08:** Played in 69 games and made a career-high 22 starts. Averaged career-bests and set single-game career-highs in every statistical category. Averaged 6.7 ppg, 3.7 rpg and 1.9 apg in 20.8 mpg. Had four games of 20-plus points, including a career-high 22 points twice, and three games of 10-plus rebounds, including a career-high 13 rebounds at DET (01/19). Led the team in scoring four times, rebounds eight times and assists twice. Recorded three point-rebound double-doubles. Missed one game with a right ankle sprain (1/03) and six games because of a left groin strain (2/29-3/09). Also logged six DNP-CDs. **2006-07:** Appeared in 71 games during his rookie campaign and averaged 3.6 ppg and 2.2 rpg in 12.2 mpg. Had one double-double. In his NBA debut at Miami on 10/31, tallied 11 points (4-4 FG, 3-3 FT),

two rebounds, two steals and one assist in less than 11 minutes. Recorded 11 DNP-CDs.

CAREER PLAYOFFS

Has appeared in 63 career postseason games (nine as a Member of the Chicago Bulls in 2007) and registered averages of 4.8 points, 3.0 rebounds, 1.2 assists and 1.0 steals in 20.9 minutes per game. **2013:** Appeared in 11 games (11 starts) and averaged 5.7 points, 4.5 rebounds, 2.1 assists and 1.09 steals in 27.3 minutes. Made fifth career trip to the postseason in 2013. Scored in double figures on one occasion. **2012:** Scored a career postseason-high 19 points and recorded a playoff-high six steals during Game 3 of the Western Conference Finals vs. San Antonio.

INTERNATIONAL HIGHLIGHTS

Played seven games for Fenerbache prior to the start of the 2011-12 season. Played for the Swiss team in the 2009 Eurobasket championships. Appeared in four Eurobasket games and compiled averages of 15.8 points, 6.5 rebounds and 3.3 assists in 37.3 minutes per contest. As a member of the Swiss National Team. Played in the 2005 French Pro A All-Star Game. Started his pro career in 2001-02, at the age of 17, in the top domestic league in Switzerland (the LNA), with Tege Riviera Basket. Played the following three seasons (2002-05) with Chalon-Sur-Saone, the premier pro league in France. Signed with Italian Serie A club Angelico squad Angelico Biella prior to the 2005-06 season and averaged 12.0 ppg, 6.4 rpg, 2.3 apg, 1.95 spg and 29.4 mpg in Italy's top league.

PERSONAL

Name is pronounced TA-bow sef-a-LOW-sha. Full name is Thabo Patrick Sefolosha. Originally an early-entry candidate for the 2005 NBA Draft before he withdrew his name from consideration. His South African father and French mother left South Africa for Switzerland shortly before he was born in 1984. His mother is an accomplished artist and his father is an skilled musician.





34 HASHEEM THABEET

POSITION: Center HEIGHT: 7-3 WEIGHT: 263

BIRTHDATE

2/16/87

BIRTHPLACE

Dar es Salaam, Tanzania

HIGH SCHOOL

Cypress Christian (Houston, TX)

COLLEGE

Connecticut

HOW ACQUIRED/DRAFT BACKGROUND

Signed as a free agent on July 11, 2012... Originally selected by the Memphis in the first round (No. 2 overall) of the 2009 NBA Draft.

PRO EXPERIENCE

Four NBA seasons



CAREER AVERAGES

2.3 ppg and 2.8 rpg in 10.8 mpg (201 career games).

2012-13 SEASON AVERAGES

2.4 ppg, 3.0 rpg, 0.9 bpg in 11.7 mpg (66 games, four starts).

2012-13

Posted first double-double of career with 13 points (career-high) and 10 rebounds on vs. Charlotte (11/26). Shot a team-best 60.4% from the field this season (64-106 FG). Set a season-high with four blocks in 18 minutes on at POR (4/12). Recorded a blocked shot in first four games this season. Scored in double figures on three occasions this season (accomplished the feat just three times prior to the 2012-13 season). Two game's - DNP Inactive (left ankle sprain). 11 games DNP - Coach's Decision. Three DND - sore lower back.

NBA CAREER

2011-12: Averaged 1.8 points, 2.1 rebounds, 0.50 blocks and 7.0 minutes in 20 games (three starts) with Houston and Portland. Averaged 1.9 points and 2.3 rebounds in 15 games as a member of the Trail Blazers. Made three consecutive starts for the Trail Blazers from Apr. 18 through Apr. 23. Grabbed a season-high eight rebounds Apr. 21 at Memphis. Averaged 1.5 points and 1.0 rebounds in four games with Houston. Totaled six points (3-of-3 FG) and two boards in just four minutes vs. San Antonio on Dec. 29. **2010-11:** Averaged 1.2 points, 1.7 rebounds and 0.33 blocks in 45 games with Memphis. Scored a season-high eight points in 14 minutes of action vs. Charlotte (12/15/10). Grabbed a season-best six rebounds in 12 minutes of playing time vs. Houston (1/21/11). Blocked a season-high two shots on three occasions. Played in two games with the Rockets. Assigned to Houston's single-affiliation NBA D-League partner Rio Grande Valley Vipers on Mar. 21 and was later recalled from the Vipers on Apr. 11 after averaging 10.0 points, 8.0 rebounds and 2.67 blocks in six regular season games (five starts). Started one playoff game with

Rio Grande Valley at Bakersfield (4/8/11) **2009-2010:** In his first season with Memphis, averaged 3.1 points and 3.6 rebounds in 68 games (13 starts). Led the NBA in blocks per 48 minutes with 4.84 (min. 60 games). Ranked second among all NBA rookies in blocks per game (1.31). Recorded multiple blocks 24 times, including a career-high five blocks at Miami (12/13/09). Posted 5.9 points, 6.9 rebounds and 2.77 blocks in the 13 games in which he played at least 20 minutes. Scored a career-high 10 points at Phoenix (1/2/10), 10 points in his first career start vs. Chicago (3/16/10) and 10 points at Sacramento (3/22/10). Pulled down 10-plus rebounds twice, including a career-high 11 boards vs. New Orleans (4/2/10). Averaged 13.8 points, 11.2 rebounds and 3.17 blocks in 31.3 minutes over six games (four starts) with Dakota.

PLAYOFFS

2012-13: Saw action in four postseason contests, averaging 0.5 ppg and 1.5 rpg in 6.5 mpg.

COLLEGE

In three seasons at Connecticut, averaged 10.3 points (.611 FG%), 8.5 rebounds and 4.2 blocks in 100 games (99 starts). A two-time winner of the National Association of Basketball Coaches (NABC) National Defensive Player of the Year Award in 2008 and 2009. Was named the 2009 Co-Big East Player of the Year (Pittsburgh's DeJuan Blair). Won consecutive Big East Defensive Player of the Year Awards in 2008 and 2009, becoming the first player to do so since Emeka Okafor (2003 and 2004). Shares the UConn school record for blocks in a single game with 10 (set three different times). Left UConn ranked second on the Big East all-time blocked shots list (243), just four behind Georgetown's Patrick Ewing. Notched three or more blocks in 71 of his 100 career collegiate games. In 2008-09 averaged 13.6 points, 10.8 rebounds and 4.2 blocks (second in NCAA) in 36 games (all starts), leading the Huskies to their first Final Four appearance since 2004. Named to the All-Big East First Team and All-America First Team

by the NABC. Garnered All-America Second Team from The Associated Press as a junior. Was a finalist for the Oscar Robertson and Naismith National Player of the Year Awards. Averaged 12.6 points and 10.6 rebounds in five games of the NCAA Tournament. Recorded 19 points, 14 rebounds and six blocks in a six-overtime Big East Quarterfinal loss to Syracuse, which was the longest game in Big East history. Registered the seventh triple-double in UConn history with 15 points, 11 rebounds and 10 blocks vs. Providence (1/31/09). Posted career bests of 25 points and 20 rebounds to go along with nine blocks vs. Seton Hall (2/14/09). Named to the All-Big East Second Team and NABC All-District Second Team as a sophomore. Set the Big East record for blocked shots in league games (94), breaking the old record held by Georgetown's Alonzo Mourning (93). Named to the Big East All-Rookie Team during freshman season.

PERSONAL

Name in Arabic means "destroyer of evil." After growing up as a soccer player, began playing organized basketball when he was 15 years old. Was the first Tanzanian-born player to be drafted by and play for an NBA team. Stood as the tallest player in UConn history. Facilitated his own college recruitment by finding and e-mailing college coaches through Google. Trained with members of the U.S. Navy Seals in preparation for the NBA Draft. Ran a half-marathon when he was 13 years old.

REGULAR SEASON Career Highs

Minutes	35	04/14/2010	Memphis at Oklahoma City
Field Goals	5	01/02/2010	Memphis at Phoenix
Field Goal Attempts	7	03/17/2010	Memphis at Houston (3 times)
Free Throws	6	02/02/2010	Memphis at Cleveland
Free Throw Attempts	6	12/15/2010	Memphis vs. Charlotte (4 times)
Offensive Rebounds	4	04/21/2012	Portland at Memphis (4 times)
Defensive Rebounds	7	04/02/2010	Memphis vs. New Orleans (3 times)
Rebounds	11	04/02/2010	Memphis vs. New Orleans
Assists	2	12/13/2009	Memphis at Miami
Steals	2	02/04/2011	Memphis vs. Cleveland (Twice)
Turnovers	3	04/18/2012	Portland vs. Utah (Twice)
Blocked Shots	5	12/13/2009	Memphis at Miami
Points	10	03/22/2010	Memphis at Sacramento (3 times)

NBA REGULAR SEASON STATISTICS

SEASON/TEAM	G-GS	MIN	3-PL FG							Rebounds							Averages				
			FGM-FGA	PCT.	FTM-FTA	PCT.	OFF	DEF	TOT	AST	PF-DQ	STL	TO	BLK	PTS	RPG	APG	PPG			
09-10 Memphis	68-13	883	77-131	.588	0-0	---	54-93	.581	85	158	243	11	162-1	15	43	89	208	3.6	0.2	3.1	
10-11 Mem./Hou.	47-0	373	17-40	.425	0-0	---	19-35	.543	24	51	75	4	76-0	9	17	16	53	1.6	0.1	1.1	
11-12 Hou./Por.	20-3	139	11-21	.524	0-0	---	13-20	.650	16	26	42	0	20-0	1	8	10	35	2.1	0.0	1.8	
12-13 OKC	66-4	770	64-106	.604	0-0	---	32-53	.604	69	126	195	11	30	60	41	148	160	3.0	0.2	2.4	
TOTALS	201-20	2165	169	298	.567	---	118-201	.587	194	361	555	26	55	175	109	406	456	2.8	0.1	2.3	

NBA PLAYOFF STATISTICS

SEASON/TEAM	G-GS	MIN	FGM-FGA	PCT.	FTM-FTA	PCT.	OFF	DEF	TOT	AST	PF-DQ	STL	TO	BLK	PTS	Averages		
																RPG	APG	PPG
12-13 OKC	4-0	26	1-2	.500	0-0	---	1	5	6	0	---	1	2	0	2	1.5	0.0	0.5
TOTALS	4-0	26	1-2	.500	0-0	---	1	5	6	0	---	1	2	0	2	1.5	0.0	0.5



0

RUSSELL WESTBROOK

POSITION: Guard HEIGHT: 6-3 WEIGHT: 200

BIRTHDATE

11/12/88

BIRTHPLACE

Long Beach, CA

HIGH SCHOOL

Leuzinger (Lawndale, CA)

COLLEGE

UCLA

HOW ACQUIRED/DRAFT BACKGROUND

Selected by the Oklahoma City Thunder in the first round (No. 4 overall) of the 2008 NBA Draft.

PRO EXPERIENCE

Five NBA seasons



CAREER AVERAGES

19.9 ppg, 4.8 rpg, 6.9 apg and 1.6 spg in 34.3 mpg (394 career games)

2012-13 SEASON AVERAGES

23.2 ppg (ranked 6th in the NBA), 5.2 rpg, 7.4 apg (ranked 7th in NBA), 1.77 spg (ranked 9th in NBA) in 34.9 mpg (82 games)

2012-13

Named to the All-NBA Second Team for a third consecutive season. Scored 20-plus points 56 times including 16 30-plus point efforts (Oklahoma City was 12-4 this season when Westbrook scored 30-plus points). Recorded a team-best 23 double-doubles on the season. Registered first triple-double of the season (sixth of his career) on at Milwaukee (3/30) with 23 points, 13 rebounds and 10 assists. Posted 10 or more assists on 16 occasions. Set a season-high with 38 points (12-23 FGs) on at Denver (3/1). Registered a career-high with 27 points during the first half alone on vs. LA Lakers (12/7). On the night, finished with a career-high five made 3-point field goals. At the end of the 2012-13 season, played in 394 consecutive games (longest streak in the NBA). Scored 30-plus points in four consecutive games (1/14-1/20) for the first time in his career. Set a season-high with 14 assists on at Sacramento (1/25). Named a reserve on the 2013 Western Conference All-Star Team (his 3rd consecutive appearance). In All-Star game, recorded 14 points, four rebounds, three assists and a steal in 18 minutes.

NBA CAREER

2011-12: Named to the All-NBA Second Team for a second consecutive season. Finished the 2011-12 season with the fifth-highest scoring average in the league (23.6 ppg). Currently has the longest active games played streak in the NBA (312 games). Set a career-high with 45 points scored during 2OT win vs. Minnesota (3/23) after recording a career-high 17 made field goals. Along with teammate Kevin Durant, scored 40-plus points in the same game on two occasions (first duo to each score 40-plus points since Michael Jordan and Scottie Pippen accomplished the feat during the 1995-96 season). Recorded 21 points and five rebounds during his second career All-Star appearance in Orlando. Named the NBA's Western Conference Player of the Week on two occasions. Recorded 20-plus points in seven consecutive games (longest streak of his career) from 1/10-1/23. Scored 20-plus points on 43 occasions (Oklahoma City went 31-12 in those games), including 16 30-point efforts and two 40-point efforts. Handed out 10-

plus assists four times. Registered 10-plus rebounds three times and tallied seven double-doubles on the season. Led the Thunder with 5.5 assists per game. **2010-11** Received All-NBA Second Team honors after becoming just the fifth player in NBA history to record 4,000 points, 1,500 assists and 1,000 rebounds through three NBA seasons (Chris Paul, LeBron James, Anfernee Hardaway and Oscar Robertson). Registered three triple-doubles (tied for 2nd most in the NBA) and 31 double-doubles. Ranked 13th in the NBA in scoring, 9th in assists and 4th in steals. Only player to start every game for OKC. Scored 12 points during his first All-Star appearance at STAPLES Center in Los Angeles. Placed second in the Taco Bell Skills Challenge during All-Star weekend. Recorded third triple-double of the season (fifth of his career) during 2OT win vs. Washington (1/28). With his 35 points, 13 rebounds and 13 assists vs. Washington he becomes just the third player in the last 25 years to hit all three of those statistical marks. Scored 20+ points on 47 occasions and 30+ 12 times (11-1 OKC record). Scored 20+ points in six straight contests for the first time in his career (1/8 vs. Memphis - 1/22 vs. New York) and then again 2/27 vs. the L.A. Lakers - 3/9 at Philadelphia). Recorded five straight double-doubles for the first time in his career (1/8 vs. Memphis - 1/19 at Denver). Received the NBA's Player of the Week honors for the West Conference on five separate occasions. Scored 38 points including all 13 of OKC's triple overtime points to go along with a career-high 15 rebounds during OKC 3OT win at New Jersey on 12/1. Became the sixth player and just the second guard (Vince Carter) in the last 20 years to record 35+ points, 15+ rebounds and 9+ rebounds in a single game. Netted a career-high 43 points (13-14 FGs; 17-18 FTs) during OT

win at Indiana (11/26). **2009-10:** One of four players to start all 82 games for Oklahoma City. Recorded 24 double-doubles on the season. Set a career-high with 16 assists 4/4 vs. Minnesota. Thunder went 23-5 when Westbrook recorded 10+ assists. Posted team-high assists totals in 67-of-82 games. Tallied 20+ points 24 times and 30+ points 4 times. Posted second career triple-double at Minnesota (2/21). In 38 minutes, tallied 22 points, 10 rebounds and 14 assists. Came one rebound shy of triple-double and finished with 31 points and 10 assists for his 12th double-double of the season at NY (2/20). Participated in T-Mobile Rookie-Sophomore Challenge and Youth Jam at All-Star Weekend in Dallas and led all scorers with 40 points on 18-29 FGs. Named NBA player of the week for contests played between February 1-7. During the seven day span Westbrook helped lead Oklahoma City to a 3-0 week, including two wins on the road (Golden State & New Orleans) while averaging 19.7



REGULAR SEASON Career Highs

Minutes	50	03/23/2012	OKC vs. Minnesota (2 times)
Field Goals	17	03/23/2012	OKC vs. Minnesota (2 times)
Field Goal Attempts	32	12/01/2010	OKC at New Jersey (2 times)
Three-Point Field Goals	5	12/07/2012	OKC vs. LA Lakers
Three-Point Attempts	8	12/07/2012	OKC vs. LA Lakers (2 times)
Free Throws	20	02/01/2009	OKC at Sacramento
Free Throw Attempts	22	02/01/2009	OKC at Sacramento
Offensive Rebounds	8	02/11/2009	OKC at Portland
Defensive Rebounds	11	03/30/2013	OKC at Milwaukee
Rebounds	15	12/01/2010	OKC at New Jersey
Assists	16	04/04/2010	OKC vs. Minnesota
Steals	8	02/06/2010	OKC at Golden State
Turnovers	9	02/07/2012	OKC at Golden State (4 times)
Blocked Shots	4	04/25/2012	OKC vs. Denver
Points	45	03/23/2012	OKC vs. Minnesota

NBA REGULAR SEASON STATISTICS

SEASON/TEAM	G-GS	MIN	FGM-FGA	PCT	3-PT FGM-FGA	PCT	FTM-FTA	PCT	Rebounds			AST	STL	TO	BLK	PTS	Averages		
									OFF	DEF	TOT						RPG	APG	PPG
08-09 OKC	82-65	2668	436-1095	.398	35-129	.271	349-428	.815	178	221	399	435	110	274	16	1256	4.9	5.3	15.3
09-10 OKC	82-82	2812	485-1160	.418	23-104	.221	329-422	.780	143	258	401	652	108	268	34	1322	4.9	8.0	16.1
10-11 OKC	82-82	2847	614-1390	.442	34-103	.330	531-631	.842	121	258	379	670	155	316	30	1793	4.6	8.2	21.9
11-12 OKC	66-66	2331	578-1266	.457	62-196	.316	340-413	.823	96	205	301	362	112	239	21	1558	4.6	5.5	23.6
12-13 OKC	82-82	2861	673-1535	.438	97-300	.323	460-575	.800	111	317	428	607	145	273	24	1903	5.2	7.4	23.2
TOTALS	394-377	13520	2786-6446	.432	251-832	.302	2009-2469	.814	649	1259	1908	2726	630	1370	125	7832	4.8	6.9	19.9

NBA PLAYOFF STATISTICS

SEASON/TEAM	G-GS	MIN	FGM-FGA	PCT	3-PT FGM-FGA	PCT	FTM-FTA	PCT	Rebounds			AST	STL	TO	BLK	PTS	Averages		
									OFF	DEF	TOT						RPG	APG	PPG
09-10 OKC	6-6	212	43-91	.473	5-12	.417	32-38	.842	10	26	36	36	10	14	1	123	6.0	6.0	20.5
10-11 OKC	17-17	638	135-343	.394	14-48	.292	121-142	.852	36	55	91	108	24	78	6	405	5.4	6.4	23.8
11-12 OKC	20-20	767	177-407	.435	18-65	.277	89-111	.802	22	87	109	117	31	45	8	461	5.5	5.8	23.1
12-13 OKC	2-2	68	17-41	.415	2-9	.222	12-14	.857	1	12	13	14	6	8	0	48	6.5	7.0	24.0
TOTALS	45-45	1685	372-882	.422	39-134	.291	254-305	.833	69	180	249	275	71	145	15	1037	5.5	6.1	23.0

points, 9.7 assists, 8.0 rebounds and 3.3 steals. Posted double-figure assist totals in four straight games (12/28 – 1/4) and becomes first OKC player to accomplished the feat since Gary Payton did so in January of 2002 (1/3/02 – 1/10/02). Recorded 8th double-double of the season on 1/2 at Milwaukee with 17 points and 13 assists. With zero turnovers vs. the Bucks he recorded the most assists (13) without a turnover (in franchise history) since April 8, 2001 (Gary Payton; 15 assists, 0 TO's). On 12/26 vs. Charlotte, tallied 22 points and game-high six assists while committing zero turnovers in 35 min. Notched 4th double-double in OKC win at San Antonio (19 pts/11 ast) on 11/14. With his 11 assists and zero turnovers, matched NBA season-high for most assists without a TO (Andre Miller). Recorded a then career-high with 13 assists during season opener 10/28 vs. Sacramento. With his 13 assists, he matched the entire assist total for the entire Kings' team. Recorded back-to-back double-doubles (pts/ast) in first two games of season. On 11/6 at Houston, set career-high with 14 made field goals and finished with a game-high 33 points. On 11/8 vs. ORL, recorded third double-double of the season (17 points, 10 assists) and matched career-high with three made 3-point FG's. **2008-09:** Named to NBA's All-Rookie First Team. Ranked among rookie league-leaders in a number of statistical categories including scoring (4th, 15.3), assists (2nd, 5.3) steals (2nd, 1.36), minutes played (4th, 32.5), rebounds (7th, 4.9) and field-goal percentage (10th, .398). 10 or more points 71 times. 20-plus points 18 times. 30-plus points six times. 10 or more rebounds four times. 10 or more assists nine times. Ten double-doubles. One triple-double. Five-plus steals three times. Scored 10+ points in 25 consecutive games (1/16 vs. DET through 3/14 at PHX). Recorded first triple-double in Thunder franchise history with 17 points, 10 rebounds and 10 assists vs. Dallas (3/2). Career-high 12 assists at Minnesota 1/7. Career-high 34 points including career-high 20 free throw makes (20-22 FT) at Sacramento (2/1). The 20 free throw makes represent the most a Kings opponent since they moved to Sacramento. Was named NBA T-Mobile Rookie of the Month in December and February.

PLAYOFFS

Appeared in 45 career postseason games (all starts) and posted averages of 23.0 points, 5.5 rebounds, 6.1 assists and 1.6 steals in 37.4 minutes. **2013:** Underwent successful surgery on Apr. 27 to repair a lateral meniscus tear which was suffered in Game 2 vs. HOU in the opening round. Appeared in two games (two starts) during 2013 playoffs and averaged 24.0 points, 6.5 rebounds, 7.0 assists and 3.0 steals in 34.0 minutes. Recorded one double-double with 19 points to go along with 10 assists and eight rebounds during Game 1 vs. HOU. Nine DNP - lateral meniscus tear. **2012:** Posted a playoff career-high with 43 points on 20-of-32 shooting during Game 4 of the Finals at Miami. During the Thunder's second round series vs. the L.A. Lakers, Westbrook played a total of 178 minutes and committed a total of four turnovers. Recorded a 2012 playoff-high 12 assists during Game 5 win at San Antonio in the Western Conference Finals. Scored 20+

points 11 times during the 2012 playoffs. **2011:** Recorded a triple-double in Game 7 of the second round vs. Memphis with 14 points, 14 assists (playoff career-high) and 10 rebounds (playoff career-high) in 35 minutes. Westbrook becomes the fifth player in NBA history to register a triple-double in a playoff Game 7 (Scottie Pippen, James Worthy, Larry Bird and Jerry West). Scored a playoff career-high 40 points during Game 4 triple overtime victory over Memphis. Scored 20+ points 11 times while scoring 30+ on five occasions.

ALL-STAR

Named to third Western Conference All-Star team in 2013. In his three All-Star appearances, averaged 15.7 points, 4.7 rebounds, 2.3 assists and 1.0 steals in 20.0 minutes.

USA BASKETBALL

Won a gold medal in 2012 as a member of the United States Olympic team as the US squad went a perfect 8-0 during Olympic competition. In London, Westbrook appeared in all eight games and posted averages of 8.5 points, 1.6 assists and 1.6 rebounds. In 2010, helped lead the USA Men's National Team to a gold medal during the 2010 FIBA World Championships played in Turkey. Westbrook received player of the game honors during the US win over Lithuania and proved to be integral part of the United States perfect 9-0 mark at the World Championships. He appeared in all nine games and averaged 9.1 points, 2.8 rebounds and 2.6 assists per contest.

COLLEGE

Named Pac-10 Defensive Player of the Year as a sophomore. Earned Third Team All-Pac-10 honors and was named to the conference All-Defensive Team. **2007-08 (Sophomore season):** Averaged 12.7 ppg, a team-leading 4.3 apg, 3.9 rpg and 1.6 spg. Played 1,318 minutes, the most by a Bruin since 1979 (when minutes began being tracked as a statistic). Led team with a career-high 22 points vs. Memphis in the Final Four on 4/5. Posted first career double-double with 14 points and a career-high-tying 11 rebounds vs. Western Kentucky in the Sweet Sixteen of the NCAA Tournament on 3/27. Tallied 16 points, four rebounds, five assists and a career-high five steals vs. Oregon on 2/23. Dished out a career-high nine assists vs. Youngstown State on 11/12. Pulled down a career-high-tying 11 rebounds vs. Stanford in the title game of the Pac-10 Tournament on 3/15. **2006-07 (Freshman season):** Averaged 3.4 ppg and 0.7 apg in 9.0 mpg. Scored a season-high 11 points twice. Recorded season highs of five rebounds, four assists and two steals in 32 minutes at West Virginia in his first career start on 2/10.

PERSONAL

Parents are Russell Westbrook and Shannon Horton. Has one younger brother, Raynard. Attended 2012 and 2013 Fashion Week in New York. Admires Earvin "Magic" Johnson. Was named to the "Best in the West" Third-Team by Long Beach Press-Telegram and earned Third-Team All-State honors. Predominantly left handed except when it comes to shooting a basketball. Favorite subject in school growing up was math.



HOW THE THUNDER WAS BUILT



Via Draft:	Nick Collison	2003 NBA Draft – 12th overall pick
	Kevin Durant	2007 NBA Draft – 2nd overall pick
	Russell Westbrook	2008 NBA Draft – 4th overall pick
	Serge Ibaka	2008 NBA Draft – 24th overall pick
	Reggie Jackson	2011 NBA Draft – 24th overall pick
	Perry Jones	2012 NBA Draft – 28th overall pick
	Steven Adams	2013 NBA Draft – 12th overall pick
Via Trade:	Thabo Sefolosha	Acquired from the Chicago Bulls along with cash considerations in exchange for the least favorable of OKC's three 2009 first round draft picks.
	Kendrick Perkins	Acquired from the Boston Celtics along with Nate Robinson and the L.A. Clippers 2012 first round draft pick in exchange for Jeff Green and Nenad Krstic.
	Jeremy Lamb	Acquired from the Houston Rockets along with Kevin Martin, two first round picks and a second round pick in exchange James Harden, Cole Aldrich, Daequan Cook and Lazar Hayward.
	Andre Roberson	Acquired the draft rights to Roberson from the Golden State Warriors in exchange for the draft rights to Archie Goodwin and cash considerations
Via Free Agency:	Hasheem Thabeet	Signed on 7/11/12
	Derek Fisher	Signed on 2/25/13
	Ryan Gomes	Signed on 8/7/13

BASKETBALL OPERATIONS





SAM PRESTI
EXECUTIVE VICE PRESIDENT &
GENERAL MANAGER

Sam Presti is entering his seventh season with the Oklahoma City Thunder after being named the 11th General Manager in club history on June 7, 2007. A year into his tenure with the Thunder, Presti was promoted to Executive Vice President and General Manager by Professional Basketball Club Chairman, Clayton Bennett.

During his six seasons with the Thunder, Presti has worked diligently to assemble the building blocks for long-term success both on and off the court.

This past season, Presti and his staff oversaw a third straight Northwest Division Championship as the Thunder claimed its first ever 60-win season (.732) in the Oklahoma City era. Under Presti's guidance, the Thunder recently became the second team in NBA history to increase its winning percentage for five consecutive seasons (while maintaining a winning percentage of .700 or better in two seasons).

Dating back to the 2011-12 season, the Thunder became Western Conference Champions on the heels of the 2010-11 season in which the Thunder became the youngest team in the last quarter century to reach the NBA's Western Conference Finals.

During the 2009-10 season, Presti's third year at the helm, Oklahoma City experienced one of the largest turnarounds in NBA history. A year after winning 23 games, the Thunder concluded the 2009-10 season with a 50-32 record (.610) and captured the franchise's first playoff berth in Oklahoma City. The 27-win improvement was tied for the eighth largest improvement in NBA history. Presti was named NBA Executive of the Year by The Sporting News at the conclusion of the season.

Presti's consistent focus has been to utilize the NBA Draft to establish the foundation for sustained success on the floor and in the community. Commencing with the 2007 draft, Presti selected Kevin Durant, the University of Texas standout with the team's No. 2 overall pick. Since then, Durant has blossomed into one of the premiere players in the NBA. This past season, Durant led the NBA in total points scored for a fourth consecutive season.

Other significant draft selections for Presti include taking Russell Westbrook and Serge Ibaka with the 4th and 24th selections, respectively in the 2008 draft. Westbrook has been named to the Western Conference All-Star team in each of the last three seasons and Serge Ibaka recently became just the second player in NBA history to lead the NBA in blocked shots for three consecutive seasons.

After moving to Oklahoma City in July of 2008, Presti has stressed the importance of community involvement for both Thunder players and staff. Under his leadership, Thunder players have made more than 1,200 community appearances in and around Oklahoma City. Presti has also made it policy for every new player and staff member to tour the Oklahoma City Memorial and Museum soon after joining the organization.

Presti has been on the NBA's Instant Replay Committee since 2009, and during the 2011-12 season, Presti was selected as one of four NBA general managers to serve on the reconstituted Competition Committee.

Prior to joining the Thunder, the 36-year-old Presti held a variety of roles with the San Antonio Spurs. After starting in 2000 as a video intern for Gregg Popovich, Presti moved up through the front office ranks in San Antonio before being elevated to the position of Vice President and Assistant General Manager. As a member of the Spurs, Presti was part of NBA Championship teams in 2003, 2005 and 2007, as well as five division titles.

Presti earned his bachelor's degree in 2000 in communications, politics and law and a minor in psychology from Emerson College in Boston, where he was the first Rhodes Scholar nominee in school history. The Concord, Mass. native served as team captain of the Emerson College basketball team during both his junior and senior seasons. In addition, Presti earned All-Academic honors two times and was twice selected to the Great Northeast Athletic Conference All-Tournament team. He was honored with the Emerson College Young Alumnus Award in 2005.

Presti currently resides on the board of the Oklahoma City National Memorial and with the support of the Thunder has established the Forward Thinking Leadership Development Program within the Oklahoma City public schools. This past year, Presti was recognized as Oklahoma City University's 2012-13 recipient of the Abe Lemons/Paul Hansen Award for Sports Excellence and also won the Oklahoma March of Dimes Sports Headliner Special Award for 2013.

Additionally, Presti is actively involved with PeacePlayers International (PPI), a global outreach program focused on bringing children and communities together through the game of basketball. He also serves on the Board of Directors of Shooting Touch, an organization that grants graduating college seniors the opportunity to travel the world and use the platform of basketball to help foster education and influence positive social change in third world global communities.

An accomplished drummer, Presti has produced three music CDs with all proceeds benefiting the Extra Ordinary Needs Fund at Children's Hospital in Boston. In addition, Presti established the Keenan Smith-Anthony Halls Scholarship Fund at his former high school, Concord-Carlisle, to assist students with their college tuition.

Presti's wife, Shannon, serves as the Director of Teen Leadership Initiatives with the YMCA of Greater Oklahoma City.

BASKETBALL OPERATIONS



TROY WEAVER
VICE PRESIDENT/ASSISTANT GENERAL MANAGER

Troy Weaver begins his sixth season with Oklahoma City and his fourth as the team's VP/Assistant General Manager. Weaver joined the Thunder in May of 2008 and assists General Manager Sam Presti with roster development and day-to-day basketball operations. In addition, he coordinates the team's player personnel matters including NBA Draft preparation, player free agency and summer league roster.

Weaver held the position of director of player personnel for the Utah Jazz in 2007-08. He spent three seasons (2004-07) as head scout for the Jazz before his promotion to director of player personnel.

Prior to joining the Jazz, Weaver was an assistant coach at Syracuse University for four seasons (2000-04). The Orangemen won the 2003 NCAA National Championship led by Weaver recruit Carmelo Anthony. In addition to his experience at Syracuse, Weaver spent time as an assistant coach at New Mexico (1999-2000) and Pittsburgh (1996-99).

Prior to his collegiate coaching days, Weaver amassed an 85-17 record as an AAU coach in Washington, D.C. He guided the DC Assault to the 1996 AAU Tournament of Champions.

Weaver graduated with an associate's degree from Prince George's Community College (MD) in 1991, where he also played one season of basketball.



MICHAEL WINGER
ASSISTANT GENERAL MANAGER /LEGAL & ADMINISTRATION

The 2013-14 season is Michael Winger's fourth in Oklahoma City. Winger assists Executive Vice President & General Manager Sam Presti on all facets of roster planning, player acquisition, salary cap and strategic management. Winger is chiefly responsible for operational and player acquisition process development, progressive salary cap strategy implementation, tactical CBA application and maneuverability, contract and trade negotiation and preparation, legal and administrative processes and execution.

Prior to joining the Thunder, Winger spent five seasons (2005-06 through 2009-10) in the front office with the Cleveland Cavaliers, earning several promotions during his tenure. Winger began his career in Cleveland as its Basketball Operations Coordinator. Winger was promoted to Basketball Operations Manager / Team Counsel, and shortly thereafter to the Cavaliers' Director of Basketball Operations & Team Counsel. Winger's role in Cleveland was extensive, and included instituting organizational processes and working closely with Cavaliers' management and ownership on all team matters. He joined the Cavaliers in July of 2005 after spending two years working for renowned sports agent and attorney, Ron Shapiro in Baltimore, Maryland.

Originally from Cleveland, Ohio, Winger is a graduate of Miami University (OH) and a licensed attorney, attending both The University of Toledo College of Law and the University of Maryland School of Law.



SCOTT BROOKS
HEAD COACH



Scott Brooks enters his sixth season as Head Coach of the Thunder after leading Oklahoma City to a third consecutive Northwest Division title and the Thunder's first ever 60+ win year during the 2012-13 season.

Over the past four seasons, Brooks is the third-most winningest coach in the NBA, as the Thunder has claimed 212 victories since the start of the 2009-10 season.

Oklahoma City has qualified for the postseason in each of the last four seasons and since taking over as Thunder Head Coach on November 22, 2008, Oklahoma City has registered a mark of 234-147 (.614). With Brooks at the helm, the Thunder became just the second team in NBA history to increase its winning percentage five consecutive seasons (while maintaining a winning percentage of .700 or better in two seasons).

This past season, Oklahoma City claimed the top spot in the Western Conference after finishing with a record of 60-22. On the year, Oklahoma City posted the largest point differential in the NBA in more than five seasons (9.2 points per game). In fact, Oklahoma City won 44 games by double figures, including 19 games of 20 or more (both tops in the NBA). The Thunder finished the season as the third highest scoring team in the NBA (105.7 points per game) while holding the opposition to the second worst field goal shooting percentage (42.5%). Oklahoma City is currently one of just two teams (San Antonio) to record a .600 or better winning percentage in each of the last four seasons.

During the 2011-12 season, Brooks guided the Thunder to the NBA Finals after finishing the regular season with a record of 47-19. After posting the best record in the Western Conference through games played on February 15th, Brooks and his staff represented the Thunder by coaching the Western Conference All-Stars in Orlando. With Brooks at the helm, the Western Conference All-Stars captured a 152-149 victory over the Eastern Conference.

In 2010-11 Brooks led the Thunder to 55 wins and a spot in the Western Conference Finals after Oklahoma City captured playoff series victories over the Denver Nuggets and Memphis Grizzlies. After the late-season acquisition of Kendrick Perkins from the Boston Celtics in mid-March, Brooks guided the Thunder to a 13-4 mark in the final 17 games of the regular season.

Brooks, the 16th head coach in franchise history received the 2009-10 Red Auerbach NBA Coach of the Year award after his second season as head coach. During his first full year at the helm of the Thunder, Brooks oversaw one of the biggest turnarounds in NBA history. A year after winning 23 games, the Thunder concluded the 2009-10 season with a record of 50-32 (.610). The 27-win improvement was tied for the eighth largest in NBA history.

In the 2010 postseason, the Thunder took the eventual NBA Champion Los Angeles Lakers to a Game 6 in what proved to be one of the more entertaining first round playoff series in recent memory. During the 2009-10 season, Brooks was awarded NBA Coach of the Month honors in February after the Thunder wrapped-up the month with a 9-2 (.818) mark. The .818 winning percentage for the OKC franchise was the highest in a given month since January of 1997.

Brooks was named interim head coach of the Thunder 13 games into the 2008-09 season and was later named head coach on April 15, 2009 prior to the team's final game of the season. A day after being awarded his first NBA head coaching position, Brooks led the Thunder to their most lopsided victory of the year in the team's season finale, a 126-85 win versus the Los Angeles Clippers at STAPLES Center.

Prior to his appointment as interim head coach on November 22, 2008 Brooks joined P.J. Carlisemo and the Thunder coaching staff at the start of the 2007-08 season.

Before joining the Thunder organization, Brooks spent the 2006-07 season working as an assistant coach with the Sacramento Kings. His NBA coaching career began with the Denver Nuggets, where he served as an assistant coach from 2003-06. Brooks helped lead the Nuggets to the playoffs in each of his three seasons with the club. During his brief tenure with the Nuggets, Denver amassed a 136-110 (.560) regular season record.

Brooks enjoyed an 11-year (1988-99) playing career in the NBA, appearing in 680 regular season games with Philadelphia, Minnesota, Houston, Dallas, New York, Cleveland and the Los Angeles Clippers. Brooks' teams advanced to the postseason six of his 11 NBA seasons, and in 1994, he was a member of the NBA Champion Houston Rockets. Brooks holds career averages of 4.9 points and 2.4 assists per game.

In 2000, Brooks was a player/assistant coach with the Los Angeles Stars of the ABA. The following season, he served as the head coach of the Southern California Surf of the ABA, guiding the club to a 23-14 record. A native of Lathrop, California, Brooks began his collegiate career at Texas Christian University, where he played one season. He then transferred to San Joaquin Delta College for his sophomore season, before spending his final two years at UC Irvine, where he averaged 23.8 points per game as a senior.



REX KALAMIAN
ASSISTANT COACH

With two decades of NBA experience on his side, Rex Kalamian is set to begin his fifth season with the Thunder after previous coaching tenures with the Sacramento Kings, Minnesota Timberwolves, Denver Nuggets, Philadelphia 76ers and the Los Angeles Clippers.

This past July, Kalamian served as head coach of the Thunder's summer league team in Orlando where he guided the squad to a perfect 5-0 record en route to becoming Summer League Champions.

As an assistant with the Thunder, Kalamian is chiefly responsible for game preparation and player development. During his time in Oklahoma City, much of Kalamian's focus has been on the Thunder's offensive efforts. During the 2012-13 season, the Thunder finished the year as the third highest scoring team in the NBA (averaged 105.7 points per game).

Prior to joining the Thunder's bench, Kalamian spent two years as an assistant coach with the Sacramento Kings after a two year stint with the Minnesota Timberwolves. Before his time in Minnesota, Kalamian spent one season with the Denver Nuggets where he worked as an assistant coach/player development. Kalamian served previously as a West Coast scout for the Philadelphia 76ers during the 2003-04 season before assuming his coaching duties in Denver.

Kalamian's NBA career began with the Los Angeles Clippers where he spent nine years serving the organization in various capacities. After starting as an assistant to the scouting department in 1992, Kalamian was later promoted to assistant coach by Bill Fitch in 1995.

Prior to joining the Clippers, Kalamian worked as an assistant coach for his former school, East Los Angeles College for two seasons. While in college, Kalamian was named team captain at East Los Angeles where he led the South Coast Conference in three point shooting accuracy during the 1988-89 season.

A graduate of Cal Poly Pomona, Kalamian earned a bachelor's degree in business management.



ROBERT PACK
ASSISTANT COACH

Robert Pack joins the Oklahoma City Thunder coaching staff for the 2013-14 season after serving as an assistant coach with the Los Angeles Clippers for each of the last three seasons. Pack was also the head coach of the Clippers' 2012 Summer League team. His NBA coaching experience dates back to 2009 when he served as an assistant coach with the New Orleans Hornets.

After going undrafted out of the University of Southern California, Pack enjoyed a 13-year NBA playing career in which he averaged 8.9 points, 4.6 assists and 2.0 rebounds in 552 career games with the Portland Trail Blazers, Denver Nuggets, Washington Wizards, New Jersey Nets, Dallas Mavericks, Minnesota Timberwolves and the New Orleans Hornets.

Nicknamed "Pac-Man", Pack was a member of the 1991-92 Portland team that advanced to the NBA Finals and was a member of the 1993-94 Denver Nuggets' squad that made NBA history as the first No. 8 seed to defeat a No. 1 seed in the first round of the NBA Playoffs.

Pack was the runner-up in the 1994 NBA All-Star Slam Dunk Contest in Minneapolis. Upon the conclusion of his NBA playing career, Pack played overseas with BC Kauno Zalgiris in Lithuania from 2004 through 2005.

A onetime college standout at USC, Pack finished his college career ranking fourth on the Trojans all-time assists list (319) in just two seasons, while becoming the fourth player in school history to record back-to-back 100 assist seasons. In two years at Southern California, he averaged 13.4 points and 5.6 assists per game.



BASKETBALL OPERATIONS



MARK BRYANT

ASSISTANT COACH

Mark Bryant enters his seventh season as a Thunder assistant coach in 2013-14. During July of 2012, Bryant served as Head Coach of the Thunder's summer league team. In five summer league contests, Bryant guided the Oklahoma City team to a record of 3-2 during the Orlando Summer League.

Prior to joining the Thunder's coaching staff, Bryant served as assistant coach/player development with the Orlando Magic from 2005-07.

Prior to his time in Orlando, Bryant spent the 2004-05 season with the Dallas Mavericks as a member of its player development staff.

Bryant enjoyed a 15-year playing career as the New Jersey native was a member of 10 different teams during his NBA playing tenure (1988-2003). Originally selected by Portland in the first round (21st pick overall) of the 1988 NBA Draft, Bryant helped the Blazers reach the NBA Finals in 1990 and 1992. He appeared in 797 regular season games during his NBA career with Portland, Houston, Phoenix, Chicago, Cleveland, Dallas, San Antonio, Philadelphia, Denver and Boston, averaging 5.4 ppg and 3.8 rpg in 16.9 mpg. Bryant also appeared in 79 career playoff games, averaging 3.5 ppg and 2.5 rpg in 12.2 mpg.

Bryant was a First Team All-Big East selection as a senior at Seton Hall in 1987-88, averaging 20.5 ppg and 9.1 rpg for the Pirates. The 6-9 forward led the school to its first-ever berth into the NCAA Tournament.



BRIAN KEEFE

ASSISTANT COACH

Brian Keefe enters his seventh season with the Thunder and his fifth as assistant coach. During his first two years with Oklahoma City, Keefe served as a player development coach.

From 2005-07, Keefe worked with the San Antonio Spurs as an assistant video coordinator. Prior to joining the Spurs, Keefe was an assistant coach at NCAA Division II Bryant University in Smithfield, R.I. for four seasons (2001-05), highlighted by a trip to the Division II Championship in 2005. He also served one season as a graduate assistant at the University of South Florida (2000-01).

Keefe began his collegiate playing career at UC Irvine, where he was appointed team captain as a sophomore and named All-Big West Second Team in 1995-96 after leading the team in scoring. After transferring to UNLV for his final two seasons, Keefe helped the Running Rebels win the Western Athletic Conference Tournament and earn an NCAA berth. He was named to the WAC All-Tournament Team after making a tournament-record 13 three-pointers. During his senior season in 1998-99, Keefe was named team captain and helped lead UNLV to an NIT appearance.



MIKE TERPSTRA

ASSISTANT COACH

Mike Terpstra brings over 20 years of experience to the Thunder after working in various capacities at the college, junior college and high school levels, with additional experience in the NBA Development League and the CBA.

Terpstra's experience in the CBA came as an assistant coach/director of player development under former NBA veteran Joe Wolf with the Idaho Stampede during the 2005-06 season. The following season, Terpstra worked on a part-time basis with the coaching staff of the Colorado 14ers who would go on to win the Western Division championship.

Prior to his time with the Stampede and 14ers, Terpstra served as head coach at his alma mater, Northwest Nazarene University, in Nampa, Idaho during the 2004-05 season. While there, Terpstra accumulated a 17-10 record, which was the best record in school history at the Division II level. Terpstra also served as the head coach of California State Stanislaus from 2000-03. During a three-year stint as the head coach of Modesto Junior College from 1997-00, Terpstra compiled a 60-36 record, including a school record 27 wins during the 1999-00 season.

Before earning his Masters Degree in Sports Science from the University of Pacific in May 1996, Terpstra was responsible for the development of the team's big men as an assistant coach for the Tigers men's basketball program from 1994-95. Terpstra started his coaching career with Ripon Christian High School, where he won three California state championships, two as a head coach (1992, 1994) and one as an assistant (1988).

Following his college playing career at Northwest Nazarene where he was team MVP in his junior and senior seasons, Terpstra played professionally in Turkey, England and Australia.

BASKETBALL OPERATIONS



VIN BHAVNANI

MANAGER OF ADVANCED SCOUTING/PLAYER DEVELOPMENT

Vin Bhavnani enters his sixth season with Oklahoma City and his fourth as Manager of Advanced Scouting/Player Development. Bhavnani spent the previous two years serving as the team's Video Coordinator. Prior to joining the Thunder, Bhavnani spent two seasons with the San Antonio Spurs as the Assistant Video Coordinator. He started his NBA career with the Los Angeles Clippers as an intern in the video department in 2004.

Prior to joining the Clippers, Bhavnani spent one season as an assistant coach for the women's basketball team at Santa Monica Junior College. The Los Angeles, California native is a 2003 graduate of the University of Southern California.



PAUL RIVERS

DIRECTOR OF BASKETBALL OPERATIONS

Paul Rivers enters his seventh season with the Oklahoma City Thunder and his second as the team's Director of Basketball Operations. Prior to assuming his elevated position with the Thunder, Rivers spent the previous three seasons with the club serving as Director of Basketball Administration & Technology.

In his current role with the team, Rivers works closely with various facets of the front office and basketball operations while overseeing both long term and day to day initiatives for the club. Rivers also oversees all aspects of the Thunder technology program and works closely with the Thunder coaching staff and leadership team to keep the organization on the cutting edge of technological advances.

The Broomfield Hills, MI. native was an integral part of the design and construction of the new Integrus Health Thunder Development Center in Northeast Oklahoma City. Rivers oversaw the layout design and overall construction of the facility on behalf of the Thunder organization.

Rivers served as a video coordinator with the Detroit Pistons from 2005-07, assisting the coaching staff during practices and games while also handling all of the club's video operations and footage.

Rivers began his NBA career with the San Antonio Spurs as a video coordinator during the 2004-05 season. Prior to joining the Spurs, he spent two years at Michigan State University. Rivers served as video coordinator under head coach Tom Izzo and the men's basketball team in 2003-04, and for the Spartans' women's basketball team during the 2002-03 season.



WILL DAWKINS

DIRECTOR OF COLLEGE PLAYER PERSONNEL

Will Dawkins begins his sixth year with the Thunder organization and his second as the team's Director of College Player Personnel. Dawkins first joined the Thunder as a front office intern in the summer of 2008 and has since served as assistant video coordinator and scouting coordinator before assuming his current position. In his current capacity, Dawkins is responsible for overseeing the college and international scouting departments in preparation for the NBA draft.

A native of Springfield, MA Dawkins led the High School of Commerce to the Division I State Championship, while earning the honor of Western Massachusetts Player of the Year. He went on to graduate from Emerson College with a degree in Broadcast Journalism. While at Emerson he served as captain of the men's basketball team and became a two time Arthur Ashe Sports Scholar.



BASKETBALL OPERATIONS



DR. DONNIE STRACK DIRECTOR OF MEDICAL SERVICES

Dr. Strack begins his sixth season in Oklahoma City as the Director of Medical Services. He is responsible for leading the medical staff in providing comprehensive, evidence-based services for Thunder players through innovation, research, and integration of multiple health care professionals.

From 2005-2008, Dr. Strack was in private practice as a physical therapist at Orthopaedic Physical Therapy Services in Wellesley Hills, Mass. Dr. Strack graduated with a Doctor of Physical Therapy degree from the University of Indianapolis in 2005. He earned his undergraduate degree from the University of Indianapolis in 2002 and was awarded the

Athletic Training Department Performance Award that same year.

Dr. Strack's first role with an NBA team came in the sixth grade as a ball-boy for the Indiana Pacers. He later served as a Graduate Assistant athletic trainer for the Indiana Pacers from 2002-2005. Dr. Strack also served as an athletic trainer during the 2002 World Basketball Championships in Indianapolis and the RCA Tennis Championships in 2001 and 2002.

In 2010, Dr. Strack completed his post doctorate fellowship in manual therapy from Regis University. He is board certified in Orthopaedic Physical Therapy (OCS) by the American Board of Physical Therapy Specialties and is a Fellow in the American Academy of Orthopaedic Manual Physical Therapists (FAAOMPT). In addition to being a licensed physical therapist and athletic trainer, he is also a certified strength and conditioning specialist.

Dr. Strack is active in the Oklahoma City community, serving on the Board of Directors for Special CARE, an early intervention and specialized care school serving children with and without special needs. He lives in Edmond with his wife, Sarah, and their 4 children – Ellabeth (6), Anderson (4), Lilajeane (3), and Evaleigh (1).



JOE SHARPE HEAD ATHLETIC TRAINER

Joe Sharpe enters his sixth season as the head athletic trainer for the Thunder. Before joining the Thunder organization, Sharpe spent four seasons as head athletic trainer for the Charlotte Bobcats. Prior to Charlotte, Sharpe was the head strength and conditioning coach/assistant athletic trainer with the Minnesota Timberwolves for two seasons, which included the team's Midwest Division title and run to the Western Conference Finals.

During the summer of 2012, Sharpe served as an Athletic Trainer for the gold medal winning men's USA Basketball Olympic team. In London, Sharpe joined Thunder players Kevin Durant and Russell Westbrook as the United States team went a perfect 8-0 en route

to the gold medal.

During the summer of 2010 Sharpe served as an Athletic Trainer for the USA Men's National team as they competed in the FIBA World Championships in Turkey. The USA team won gold while qualifying for the 2012 Olympic Games. Sharpe had previously worked with the USA Basketball men's junior national teams in 2002 and 2008, and the men's senior national team in 2009.

During the summer of 2007, Sharpe participated in the NBA's Basketball Without Borders camp held in Johannesburg, South Africa.

Sharpe was previously the head basketball athletic trainer at the University of Connecticut during a nine-year stint with the Huskies that included its 1999 NCAA Championship season.

Joe and his wife, Jennifer, have two children, Joseph and Jayme.



DWIGHT DAUB DIRECTOR, ATHLETIC PERFORMANCE MS, CSCS, PES, CES

Dwight Daub enters his 17th season with the Thunder and his 14th as Director of Athletic Performance. During his first three seasons with the team, he held the title of strength and conditioning coach.

Daub is responsible for the development and implementation of strength, conditioning and nutritional programs for all Thunder players. Daub helps each player establish a personalized diet and training regimen and assists them with injury rehabilitation. He also arranges offseason training programs and monitors each player's physical progress between seasons.

Following the 2008-09 NBA season, Daub was named co-recipient of the Strength and Conditioning Coach of the Year award presented by the NBASCA (National Basketball Association Strength and Conditioning Association).

A 1979 graduate of the University of Evansville (Ind.) with a degree in physical education, Daub also received his master's degree in exercise sports science from Eastern Illinois in 1985.

BASKETBALL OPERATIONS



JASON RANNE DIRECTOR OF STRATEGIC PLANNING

Jason Ranne enters his first season with the Thunder in the newly created position of Director of Strategic Planning.

Prior to joining the Thunder, Ranne spent six years in Los Angeles with Wasserman Media Group, a global sports media and representation company. Jason started as the company's Associate Counsel and most recently served as Wasserman's Senior Vice President of Team Sports, overseeing all operational, strategic, and legal aspects of the company's baseball, basketball, football, athlete marketing and digital divisions. Jason also represented numerous NBA and international basketball players as a NBPA and FIBA licensed agent during his time

with the agency.

Ranne earned his bachelor's degree in political science from the University of Arizona and his law degree from the University of Minnesota. Ranne was a four year member of the basketball team at the University of Arizona, including serving as its team captain during his senior year.

A native of Tulsa, Oklahoma, Ranne and his wife, Katie have a one-year-old son, Andrew.



MARC ST. YVES DIRECTOR, TEAM OPERATIONS

Marc St. Yves enters his 35th season with the club and his sixth year as the Director of Team Operations. St. Yves previously held the title of equipment manager for 25 years before being promoted in the summer of 2008.

St. Yves is responsible for all team operations including travel, equipment and team events. St. Yves travels fulltime with the team and is responsible for all of the club's logistical needs while on the road. He started his association with the Thunder organization as a 13-year-old ball boy during the team's 1979-80 season in Seattle. Five years later, he was named assistant equipment manager and became the franchise's primary equipment

manager in 1985.

Marc and his wife, Karie, have one son Skylar (24). St. Yves hobbies include fly fishing, golf and outdoor pursuits.



MATT TUMBLESON DIRECTOR OF BASKETBALL COMMUNICATIONS

Matt Tumbleson begins his third season as the Thunder's Director of Basketball Communications. Tumbleson and the Basketball Communications staff are responsible for promoting the endeavors of the Thunder players, coaches and front office staff both on and off the court. He is also responsible for managing the day-to-day requests from local, national and international media.

Prior to joining the Thunder, Tumbleson served three-plus years as the primary media contact for the Memphis Grizzlies for all business operations, FedExForum and team content away from the court. During the 2010-11 season, Tumbleson took over all team on-court communications initiatives for the club. Before his stint in Memphis, the Buda, Illinois native worked on the team side of communications for the New Jersey Nets and San Antonio Spurs. During the 2005-06 season, Tumbleson worked for both the Spurs media relations and basketball operations department.

Matt resides in Edmond with his wife, Christina and one-year-old son, Teddy.



BRANDON BARNETT DIRECTOR OF MINOR LEAGUE OPERATIONS/PRO SCOUT

Brandon Barnett begins his sixth season with the Tulsa 66ers. Barnett oversees the minor league operations for the 66ers, including scouting talent, player contracts and working to execute the Thunder system in Tulsa. In 2012, Barnett was also named a pro scout by Oklahoma City, scouting NBA games for the Thunder basketball operations staff in addition to his 66ers duties.

Barnett joined the organization after working for the NBA League office in New York City for the previous five years. While with the league office, Barnett served most recently as Senior Coordinator of Basketball Operations for the NBA Development League. He joined the D-League during the 2004-05 season as an intern and quickly solidified his value to the Basketball Operations department. Barnett's role in the D-League, among other things, involved evaluating, recruiting and signing players for the league.

A native of Shaker Heights, Ohio, Barnett graduated cum laude from Emerson College in Boston, Mass., in 2003, with a Bachelor's degree in Broadcast Journalism.



THUNDER BASKETBALL OPERATIONS STAFF



DAVE BLISS
VIDEO ANALYST / PLAYER
DEVELOPMENT



MASSIMO BIASSIN
COORDINATOR OF INTERNATIONAL
SCOUTING/AMATEUR



TROY CARTER
APPLICATION DEVELOPER



MICHAEL CHATMAN
DIRECTOR OF TEAM SECURITY



AMANDA GREEN
BASKETBALL OPERATIONS
COORD / LEGAL & ADMIN



TONY KATZENMEIER
MEDICAL RESEARCH COORDINATOR



RYAN LAMBERT
BASKETBALL OPERATIONS
ASSISTANT



AYANA LAWSON
DIRECTOR OF PLAYER
APPEARANCES & SERVICES



JOSH LONGSTAFF
VIDEO ANALYST / PLAYER
DEVELOPMENT



BRANDON MILLER
COLLEGE SCOUT



SEBASTIAN PRUITI
VIDEO ANALYST / PERSONNEL



JUDY RIDDLE
TEAM TRAVEL COORDINATOR



JOHNNY SHULTS
FACILITY OPERATIONS MANAGER



MARK SIMPSON
APPLIED SPORT SCIENTIST



SCOTT SIMPSON
OPPOSITION SCOUT



WYNN SULLIVAN
BASKETBALL DATA ANALYST



WILSON TAYLOR
MANAGER OF TEAM OPERATIONS



JESSE WEINSTEIN-GOULD
BASKETBALL INFORMATION
COORDINATOR



MIKE WILKS JR.
PRO SCOUT



GLENN WONG
ASSISTANT TO THE EXECUTIVE
VP/GENERAL MANAGER

TULSA 66ERS BASKETBALL OPERATIONS



DARKO RAJAKOVIC

HEAD COACH

Darko Rajakovic (DAR-ko RYE-ah-koe-vich) enters his second season as the head coach of the Tulsa 66ers. A Serbian native, Rajakovic is the first head coach born outside of North America in NBA D-League history. The 34-year-old boasts a diverse coaching background with an emphasis in player development.

In 2012-13, Rajakovic worked closely with the Thunder staff in developing Oklahoma City players on a record 40 NBA D-League assignments. Rajakovic led the 66ers to a 27-23 record, tying the franchise record for most wins under a first-year head coach. By winning 25 times in the first 43 games, Rajakovic became the fastest Tulsa coach to achieve 25 career

wins with the 66ers

Prior to joining the 66ers, Rajakovic served for three years as the head coach of Espacio Torrelodones of the Spanish EBA League. In his first season (2007), Rajakovic led Torrelodones to the Primera Division de Baloncesto title, promoting the team to the Liga EBA. During Rajakovic's tenure, Torrelodones saw numerous players receive invitations to the youth national teams of Spain, Serbia, Montenegro, Denmark and Congo.

Rajakovic began his coaching career at 16 years old with BC Borac Cacak in Cacak, Serbia. As the youngest head coach in the team's history, Rajakovic coached Borac Cacak to two national tournaments. Multiple Borac Cacak players represented Serbia in international youth tournaments and two of Rajakovic's players were selected to Serbia's Senior National Team, competing at the European Championship and World Championship.

Following his three year stint in Cacak, Rajakovic was named the head coach of the U-20 and U-18 teams of Red Star Belgrade in Serbia's capital and largest city. At 19 years old, Rajakovic was again the youngest head coach in team history. The Serbian native focused his coaching efforts on developing and preparing his players to compete for Red Star's top team. Rajakovic also scouted and signed many of the players in Red Star's system. During his eight-year stint in Belgrade, Rajakovic led Red Star to two Serbian championships and several international club tournaments.

In 2007, Rajakovic left Red Star to begin his own basketball academy in Belgrade, focusing on individual development. Rajakovic would work with European players during their off months to improve their skills, primarily shooting, through video analysis and individual and group workouts. After three years of owning and managing the academy, Rajakovic accepted the head coach position with Espacio Torrelodones and moved to Madrid.

The Serbia native has also been active in many international tournaments and events including Basketball Without Borders, NBA and FIBA Camp and the Eurocamp in Treviso, Italy, in 2003 and 2004. In addition to his experience in Europe, Rajakovic has served as an assistant coach for the San Antonio Spurs' NBA Summer League teams since 2004.

In his free time, Rajakovic enjoys jazz music, theatre and hiking. He received a basketball coaching degree from the Belgrade Basketball Academy in 2004 and a degree in sports management from BK University in Belgrade in 2006. Rajakovic speaks Serbian, Croatian and Bosnian languages as native, but is also fluent in English, Spanish and basic Greek.

66ERS BASKETBALL SUPPORT STAFF



ANTHONY GOLDWIRE
ASSISTANT COACH



SEBASTIEN POIRIER
MINOR LEAGUE
ATHLETIC TRAINER



KURTIS RAYFIELD
MINOR LEAGUE ATHLETIC
PERFORMANCE COORDINATOR



STEVE SCALZI
VIDEO ANALYST/ASSISTANT
COACH



BEN COLDAGELLI
PUBLIC RELATIONS
MANAGER



TULSA 66ERS



On July 31, 2008, the Professional Basketball Club, LLC., owners of the Oklahoma City Thunder NBA franchise, purchased the Tulsa 66ers of the NBA Development League from Southwest Basketball, LLC. In 2008, Oklahoma City became the third NBA team to purchase an NBA D-League affiliate as sole owners of their affiliates.

Last season, the 66ers advanced to the NBA D-League semifinals for the third time in the past four seasons after posting a regular-season record of 27-23 under first-year head coach Darko Rajakovic.

Throughout the season, the Thunder and 66ers set an NBA D-League record with 40 different assignments from Oklahoma City to Tulsa. Five Thunder players made the trip to Tulsa throughout the year as Reggie Jackson, Perry Jones, Jeremy Lamb, DeAndre Liggins and Daniel Orton all donned 66ers uniforms.

Orton led the Thunder assignments with 29 games as a 66er. Reggie Jackson lead all OKC assignees in D-League averages with 28.0 points, 8.3 rebounds and 7.3 assists in his three appearances. The 66ers had at least one Oklahoma City assignee in uniform for 34 of their 50 regular-season games.

Tulsa's season also featured a pair of GATORADE Call-Ups when Orton joined the Thunder in early November and guard Chris Quinn signed with the Cleveland Cavaliers in March. Prior to his call-up, Quinn had averaged 12.7 points, 6.1 assists, 2.6 rebounds and 1.3 steals in 25 games.

66ers guard Andy Rautins broke the NBA D-League three-point record by sinking 152 field goals from behind the arc on .437 percent shooting in 2012-13. Rautins also claimed the 2013 NBA D-League Showcase Three-Point Shootout while teammate Dominique Sutton won the event's Slam Dunk Contest.

The 66ers play their home games in the SpiritBank Event Center in Bixby/South Tulsa. Built in 2008, the 4,500 seat Center is located within Regal Plaza Shopping Center at 104th and Memorial. The state-of-the-art building has hosted acts such as Lynyrd Skynyrd, ZZ Top, John Legend, Willie Nelson and Miranda Lambert.

TULSA 66ERS

BUSINESS OFFICE

Tulsa 66ers
10425 South 82nd East Avenue Suite #105
Tulsa, OK 74133

ARENA

SpiritBank Event Center
10441 S. Regal Blvd.
Tulsa, OK 74133

Jim Brylewski
President

Brandon Barnett
Director of Minor League Operations/Pro Scout

Darko Rajakovic
Head Coach

Anthony Goldwire
Assistant Coach

Dr. Sebastian Poirier
Minor League Athletic Trainer

Kurtis Rayfield
Minor League Athletic Performance Coordinator

Ben Coldagelli
Manager of Public Relations



2013-14 NBA DEVELOPMENT LEAGUE



NBA D-League Office

Olympic Tower, 645 5th Avenue; New York, NY 10022
Media Relations Contact: Joanna Shapiro
(jshapiro@nba.com)

Austin Toros

12885 N. Highway 183, Suite 207; Austin, TX 78750
Tel: (512) 236-8333; Fax: (512) 236-8444
Arena: Cedar Park Center
Media Relations Contact: Perri Travillion
(ptravillion@austintoros.com)
NBA Affiliation: San Antonio

Bakersfield Jam

1400 Norris Road; Bakersfield, CA 93308
Tel: (661) 615-6550; Fax: (661) 615-6555
Arena: Dignity Health Event Center
Media Relations Contact: William Aquije
(william@bakersfieldjam.com)
NBA Affiliations: Atlanta, Los Angeles Clippers, Phoenix, Toronto, Utah

Canton Charge

1101 Market Avenue North; Canton, OH 44702
Tel: (330) 489-1701; Fax: (330) 489-1703
Arena: Canton Memorial Civic Center
Media Relations Contact: Sean Wyatt
(swyatt@cantoncharge.com)
NBA Affiliation: Cleveland

Delaware 87ers

300 Martin Luther King Blvd, Suite 200; Wilmington, DE 19801
Tel: (302) 504-7587; Fax: TBD
Arena: Bob Carpenter Sports/Convocation Center
Media Relations Contact: Nicole Pender
(nicolepender@sevens.com)
NBA Affiliation: Philadelphia

Erie BayHawks

110 East 8th Street; Erie, PA 16501
Tel: (814) 790-5600; Fax: (814) 790-5608
Arena: Erie Insurance Arena
Media Relations Contact: Jason Vaughan
(jason.vaughan@nbaerie.com)
NBA Affiliation: New York

Fort Wayne Mad Ants

1910 St. Joe Center Rd, Suite 61; Fort Wayne, IN 46825
Tel: (260) 469-4667; Fax: (260) 469-4674
Arena: Allen County War Memorial Coliseum
Media Relations Contact: Audrey Siebrase
(audrey@fortwaynehoops.com)
NBA Affiliations: Charlotte, Detroit, Indiana, Memphis, Milwaukee, Orlando

Idaho Stampede

233 South Capitol Blvd., Suite 100; Boise, ID 83702
Tel: (208) 388-4667; Fax: (208) 388-3845
Arena: CenturyLink Arena
Media Relations Contact: Ty Carter
(ty@idahostampede.com)
NBA Affiliation: Portland

Iowa Energy

730 3rd Street; Des Moines, Iowa 50309
Tel: (515) 564-8550; Fax: (515) 564-8551
Arena: Wells Fargo Arena
Media Relations Contact: Randi Burrell, Patrick Jacobson
(rburrell@iowanba.com, pjacobson@iowanba.com)
NBA Affiliations: Chicago, Denver, New Orleans, Minnesota, Washington

Los Angeles D-Fenders

555 North Nash Street, El Segundo, CA 90245
Tel: (310) 426-6000; Fax: (310) 426-6031
Arena: Toyota Sports Center
Media Relations Contact: Daniel Ramirez
(dramirez@d-fenders.com)
NBA Affiliation: Los Angeles Lakers

Maine Red Claws

413 Congress Street; Portland, ME 04101
Tel: 207-210-6655; Fax: 207-210-6659
Arena: Portland Exposition Building
Media Relations Contact: TBD
(TBD)
NBA Affiliation: Boston

Reno Bighorns

9393 Gateway Drive, Suite BH; Reno, NV 89511
Tel: (775) 284-2622; Fax: (775) 853-1601
Arena: Reno Events Center
Media Relations Contact: Allison Strekal
(abeck@renobighorns.com)
NBA Affiliation: Sacramento

Rio Grande Valley Vipers

4500 North 10th Street, Suite 315; McAllen, TX 78504
Tel: (956) 972-1144; Fax: (956) 972-1150
Arena: State Farm Arena
Media Relations Contact: Rebecca Sweat
(rsweat@rgvipers.com)
NBA Affiliation: Houston

Santa Cruz Warriors

903 Pacific Avenue, Suite 101; Santa Cruz, CA 95060
Tel: (831) 731-4396; Fax: (831) 466-3201
Arena: Kaiser Permanente Arena
Media Relations Contact: Matt De Nesnera
(mdenesnera@santacruzbasketball.com)
NBA Affiliation: Golden State

Sioux Falls Skyforce

2131 South Minnesota Ave; Sioux Falls, SD 57105
Tel: (605) 332-0605; Fax: (605) 332-2305
Arena: Sanford Pentagon
Media Relations Contact: Brett Hansen
(brett@skyforceonline.com)
NBA Affiliation: Miami

Springfield Armor

1 Monarch Place, Suite 220; Springfield, MA 01144
Tel: (413) 746-3263; Fax: (413) 746-3262
Arena: MassMutual Center
Media Relations Contact: Eli Pearlstein
(epearlstein@armorhoops.com)
NBA Affiliation: Brooklyn

Texas Legends

2601 Avenue of the Stars, Suite 300; Frisco, TX 75034
Tel: (214) 469-0822; Fax: (214) 469-0823
Arena: Dr. Pepper Arena
Media Relations Contact: Britney Wynn
(bwynn@texlegends.com)
NBA Affiliation: Dallas



NBA CARES



NBA Cares is the league's global social responsibility program that builds on the NBA's mission of addressing important social issues in the United States and around the world. Through this program, the NBA, its teams and players have donated more than \$220 million to charity, completed more than 2.5 million hours of hands-on community service, and created more than 810 places where kids and families can live, learn, or play, in 25 countries and territories on five continents. NBA Cares works with internationally recognized youth-serving programs that support education, youth and family development, and health and wellness, including: KaBOOM!, Special Olympics, Boys and Girls Clubs of America, UNICEF, the Make-A-Wish Foundation, and GLSEN.



OKLAHOMA CITY THUNDER IN THE COMMUNITY



The Thunder and Thunder Cares Foundation are committed to programs and partnerships that have a significant impact on the Oklahoma City area community. From the Rolling Thunder Book Bus and Reading Time Outs, to Thunder Fit Clinics and Youth Basketball Camps, the team focuses on issues like education, physical fitness and basketball court refurbishments. The Thunder's list of community partners includes the United Way of Central Oklahoma, Make-A-Wish Foundation, Special Olympics,

the Salvation Army, Habitat for Humanity, the Boys and Girls Club of Oklahoma County, the Regional Food Bank and more. The Thunder also donates hundreds of autographed items to local nonprofits each year in support of their fundraising efforts.

For more information on the Thunder's Community Relations efforts, please contact Christine Berney at cberney@thunder-nba.com.





UNIFORMS AND OFFICIAL MARKS




PRIMARY LOGO

OKLAHOMA CITY THUNDER Official Colors

Thunder Blue	Pantone 285C	89c/43m	125g/195b
Thunder Red	Pantone 1788C	84m/88y	240r/81g/51b
Thunder Yellow	Pantone 1235C	29m/91y	253r/187g/48b
Thunder Dk. Blue	Pantone 282C	100c/68m/54k	45g/98b

UNIFORMS

HOME UNIFORM



ROAD UNIFORM



ALTERNATE UNIFORM



RUMBLE THE BISON

POSITION: MASCOT HEIGHT: 6-7 WITH HORNS

BIRTHDATE

Unknown

BIRTHPLACE

Arbuckle Mountains

DEBUT

02/12/2009

TALENTS/SKILLS

Drums, still walking, mini-trampoline dunking, juggling, unicycle, inline skating, belaying

APPEARANCES

Since debut, over 1,500 community appearances

AWARDS

2009 NBA Mascot of the Year (voted by NBA Mascots)



For RUMBLE appearances please call 405.208.4800 or THUNDER.NBA.COM

RUMBLE'S STORY:

For hundreds of years the tale has been told around Native American campfires. A great herd of American bison was lost in the Arbuckle Mountains during a ferocious storm – the kind only Oklahoma can produce.

Hail fell and tornadoes spun all around the herd as they stampeded, trying to find their way down to the safety of the plains.

One lone bison stayed behind as he helped each of his friends escape down a treacherous ravine. Once all of his friends were safe he began his descent only to find his way blocked by fallen boulders.

Lost, he climbed to the tallest peak; left to face the storm alone and searching for a way down the mountain, he was struck by a bolt of lightning.

The bolt did not destroy him, but, by the power of the god of thunder, changed him. Suddenly, he walked on two legs like a man. He possessed amazing strength and agility – he could jump higher, run faster, think more clearly than any beast.

But because he was no longer just a bison – and yet not a man – he was alone.

With many sightings, the legend grew through the years, of a mighty bison, with remarkable powers, roaming the hills alone.

Not until a group of men who carried similar powers came to Oklahoma City did he find somewhere he belonged. These men also possessed the power to jump higher, run faster, and perform acrobatic dunks more spectacular than anyone in the land. They too carried the roar of Thunder every time they took to the court.

So he joined their team. And the new legend of Rumble was born.





CHESAPEAKE ENERGY ARENA



CHESAPEAKE ENERGY ARENA

Home to the NBA's Oklahoma City Thunder, Chesapeake Energy Arena also plays host to major concerts, family shows, sporting events and the latest in show-stopping entertainment. While it is managed by SMG, Chesapeake Energy Arena is owned by the City of Oklahoma City and was the premier project of its visionary capital improvement program (MAPS) to finance new and upgraded sports, entertainment, cultural and convention facilities with a one-cent sales tax.

IMPROVEMENTS

Oklahoma City voters overwhelmingly approved a one-cent sales tax in 2008 to fund major upgrades to Chesapeake Energy Arena. A series of renovations to the facility were completed in 2013. Upgrades include new state-of-the-art digital signage, a grand entrance, renovated concourses, new concession and restaurant options, team offices and a kids zone.

LOCATION

Located near two major interstates, Chesapeake Energy Arena sits in the heart of a downtown renaissance, just

steps away from the Cox Convention Center, as well as hotels, restaurants and entertainment venues in downtown Oklahoma City and Bricktown.

SEATING CAPACITIES

As a multi-purpose sports and entertainment facility, Chesapeake Energy Arena offers a variety of seating configurations with capacities ranging from less than 4,000 to over 18,000. The spacious 586,000-square-foot arena seats up to:

Basketball:	18,203
Concert (360-degree):	16,591
Concert (180-degree):	11,555
Concert (Theatre Style):	3,613

Accessible seats are available on each level of Chesapeake Energy Arena. The arena has a permanent ice floor, portable insulated flooring system, portable basketball floor and portable arena-football turf to accommodate diverse event configurations. Chesapeake Energy Arena also offers an arena curtaining system with rigging capabilities for maximum flexibility.

CHESAPEAKE ENERGY ARENA



LUXURY SUITES

Suite members enjoy an elevated view of the action and elite privileges from the comfort of a private suite. Suite members enjoy a personal suite attendant for in-suite food and beverage service, perfect for private dining and entertaining guests.

TERRACE SUITES

Our Terrace Suites serve as an outstanding destination for the best in entertainment, networking, amenities and service. Perched "above the rim" atop Chesapeake Energy Arena's north and south baseline sections, Terrace Suites offer unparalleled luxury and astounding proximity to the sights, sounds and thrills generated from the action on the floor.

CLUB SEATS

Club Level members enjoy an elevated view of the action, elite privileges and many conveniences offered by our premier facility. These members have exclusive access to the Club Level and its premium restaurants and bars, which are perfect for dining, entertaining and mingling with other Club guests.

TRI-STATE INDUSTRIAL GROUP LOUNGE

Following a 2011 upgrade, the Tri-State Lounge serves as a top-notch place for Club Level guests to enjoy heartfelt hospitality, attention to detail and award-winning cuisine. The menu has been designed with the flair of a contemporary American restaurant, while showcasing a variety of items to choose from. Guests can also enjoy the new bar area, featuring cutting-edge digital video boards and high-end furnishings. The full-service bar offers beer, wine and specialty cocktails.

SUNSET LOUNGE

The renovated Sunset Lounge is a contemporary destination for Premium guests, featuring a dynamic central bar, upscale bar seating and fresh food options. Sunset Lounge connects the Grand Entrance to the Club Level on the south side of the arena.

COURTSIDE CLUBS AND IN-SEAT SERVICE

Courtside members experience the game in the closest and most personal way possible. Besides their unparalleled proximity to the court, courtside memberships come with exclusive access to premium courtside clubs, behind-the-scenes views of the action and other exclusive privileges.

U.S. CELLULAR THUNDER BOX

Located above Section 305, the U.S. Cellular Thunder Box offers a unique way to experience events at Chesapeake Energy Arena, perfect for company outings or other group events. With sightlines above all other seats in the arena, this location provides a private, all-inclusive environment, complete with added comfort and amenities not available in other locations.

SKY BOXES

Sky Boxes are private suites located above the 300 level, offering a view of every area of the inner bowl. Sky Boxes are available for rent every game night and provide an exclusive area for smaller groups to gather.

OLD NO. 7 CLUB

The Jack Daniel's Old No. 7 Club has transformed into a downtown destination for every event at the Chesapeake Energy Arena. Guests at this upscale urban bar can enjoy a fun and energetic atmosphere, which transforms from a contemporary bar during game nights to an intimate postgame club. Top-shelf cocktails and premium beer are served alongside an updated menu of light appetizers to compliment each guest's beverage of choice.

CENTER COURT GRILL

The Center Court Grill is the largest restaurant in the arena open to all fans attending Thunder games. Located on the southwest side of Chesapeake Energy Arena and just inside the Grand Entrance, Center Court Grill is open on all Thunder game nights. For reservations, fans can call 405.601.4459.

CONCESSION STANDS

Chesapeake Energy Arena features numerous concession stands and specialty vendors throughout the facility, offering guests a wide variety of food and beverage choices.

SCOREBOARD

The scoreboard features a total of 10 full-motion video panels. This will provide fans with a significantly enhanced video and graphics presentation. The new 10 mm video panels are almost three times the size of the main screens on the previous 12 mm scoreboard. The board also includes an LED ring to display video and text.

PRESS FACILITIES

Media facilities include courtside seating and a working press area, as well as interview areas, dining areas and provisions for TV broadcast.

LOCKER ROOMS

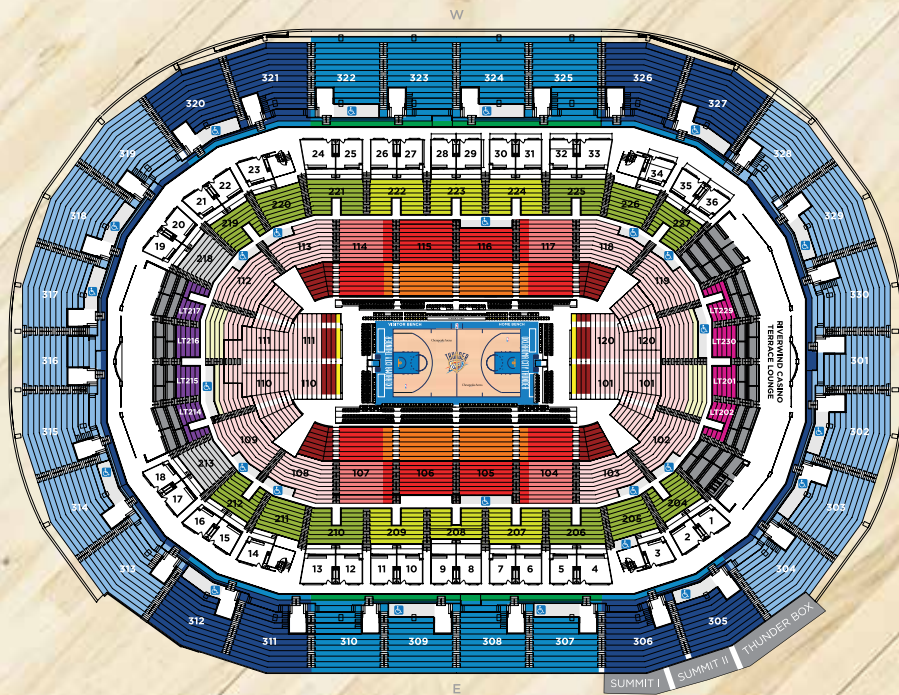
Chesapeake Energy Arena features four locker rooms, including one for the Oklahoma City Thunder and one for visiting NBA teams.

BOX OFFICE

Chesapeake Energy Arena has a full-service box office located near the northeast entrance. For your convenience, the box office is open Monday through Friday from 10 a.m. to 6 p.m. Evening, weekend and holiday hours vary according to the Chesapeake Energy Arena event schedule. For further information or to purchase tickets online, please visit chesapeakearena.com.



CHESAPEAKE ENERGY ARENA TICKET MAP



For season or group ticket information, call the Thunder office at 405.208.4800.
For single game tickets, call Ticketmaster at 405.235.8288 or log on to THUNDER.NBA.COM.

CHESAPEAKE ENERGY ARENA FACTS AND FIGURES

CHESAPEAKE ENERGY ARENA OWNERSHIP	Chesapeake Energy Arena is owned by the City of Oklahoma City and managed by SMG, which is headquartered in Philadelphia, Pa.
OPENED	After breaking ground in the spring of 1999, construction began on the new downtown arena funded by MAPS, Oklahoma City's visionary capital improvement program designed to finance new and upgraded sports, entertainment, cultural and convention facilities with a one-cent sales tax. Doors opened June 8, 2002.
FIRST NBA GAME	New Orleans Hornets vs. Sacramento Kings, Nov. 1, 2005.
SEATING CAPACITY FOR THUNDER GAMES	18,203
LOCATION	Located near two major interstates, Chesapeake Energy Arena sits in the heart of a downtown renaissance, just steps away from the Cox Convention Center.
BOX OFFICE	Chesapeake Energy Arena has a full-service box office located near the northeast entrance.
ADDRESS	100 W. Reno Ave. • OKC, OK 73102
PHONE	405.602.8700





BUSINESS OPERATIONS



DANNY BARTH EXECUTIVE VICE PRESIDENT, CHIEF ADMINISTRATIVE OFFICER

Danny Barth begins his 16th season as a member of the Oklahoma City Thunder franchise. During the 2009-10 season, he was named Executive Vice President, Chief Administrative Officer. He served as the team's interim President & Chief Executive Officer for two seasons in Seattle before the move to Oklahoma City.

Prior to being named the interim President and CEO on Oct. 31, 2006, Barth spent six seasons as the team's chief financial officer. He served as vice president of finance and controller in his first four years with the franchise. As CFO from 2000-2006, Barth managed the company's information technology group as well as all of its financial aspects including budgeting and treasury functions, taxes and internal/external reporting responsibilities.

Barth began his career with Price Waterhouse LLC where he spent six years in the audit division at the corporation's Seattle and New York offices specializing in retail and investment banking. Prior to joining the Sonics & Storm, he was director of finance and accounting at Cinnabon, Inc. where he helped oversee the expansion and financing of the company's growth from 52 stores to more than 250.



BRIAN M. BYRNES SENIOR VICE PRESIDENT, SALES AND MARKETING

Brian Byrnes joined the Thunder organization in April 2005, and developed and executed the strategic sales and marketing efforts to launch business operations in Oklahoma City in 2008. Byrnes' responsibilities include management of ticket and premium inventory, retention programs and operations; corporate hospitality; and marketing and communications strategies such as brand management, advertising, promotions, graphic design, digital media, e-commerce and event presentation.

Entering the sixth season in Oklahoma City, the Thunder franchise has established a strong foundation toward supporting a sustainable business platform. With over 14,000 Season Ticket Members and engaging campaigns driving event attendance and retention, the Thunder is recognized annually in the top tier of attendance across the NBA. The team's marketing campaign, Team Is One, strategically aligns the team's identity with the community at large and unites common core values, brand loyalty and civic pride.

Byrnes has led the development of unique programming to extend the Thunder brand connectivity with a diverse and engaged fan base. The live game presentation, lead by Rumble, Thunder Girls, Thunder Drummers, Storm Chasers and Rain Drops complement an environment that is recognized as one of the best experiences in the NBA. Thunder Alley and Loud City have become a destination of pride for a core of energetic fans, while the Devon Thunder Kids Club is one of the most popular paid memberships in the league. Activation of the Blue Alliance, KIA Thunder Rewards Zone, a robust social media platform and diverse community programs serve to unite fans in the Thunder experience.

Previously, Byrnes served as executive vice president of business operations for the NHL's Phoenix Coyotes. In Phoenix, Byrnes led several initiatives to stimulate growth in ticket sales, ticket revenue, suite leases and corporate partnerships. He was also the catalyst for rebranding the organization with a new corporate identity, logos and team uniforms.

Prior to joining the Coyotes, Byrnes built nearly 10 years of experience with the NHL's Dallas Stars and MLB's Texas Rangers. As an original employee of the Stars' front office in 1993, he was instrumental in the team's ascension from a start-up franchise to being recognized as best in class by the end of the decade. With Byrnes' guidance, the Stars led the league in ticket revenue by the 2001-02 season with 15,000 season ticket holders, a waiting list of more than 5,000 and a sellout streak of 194 consecutive games.

A graduate of St. Mary's University in San Antonio, Byrnes resides with his wife Ashley in Edmond, Okla.

BUSINESS OPERATIONS



PETE WINEMILLER SENIOR VICE PRESIDENT, GUEST RELATIONS

An NBA franchise executive for 19 seasons, Pete Winemiller currently serves as senior vice president of Guest Relations for the Oklahoma City Thunder.

Winemiller is charged with creating repeat customers in a business environment where you cannot control the level of success on the basketball court (the purchased product), but you can control what happens in the stands (the customer experience).

In 2008 Winemiller and his staff led the implementation of a results-producing customer service program in the inaugural season of the Oklahoma franchise, under what NBA Commissioner David Stern called "the most compressed beginning ever in professional sports."

Numerous industry publications and organizations have honored Winemiller and the Thunder for exceptional work in the area of customer service. In 2010 the American Business Awards recognized the Thunder with a Gold "STEVIE," one of the nation's most prestigious business awards, as "Front-Line Customer Service Team of the Year." Recently the Thunder was recognized as the 2012 Gold Award winner in the "Customer Experience Excellence" category of the coveted Gartner & 1to1 Media CRM Excellence Awards, Americas Region.

Winemiller has consulted with a number of NBA teams, other professional sports leagues and with organizations outside of pro sports regarding their customer service models. He has been a keynote speaker and featured presenter at numerous customer service events. Winemiller has been an adjunct professor at the University of Washington and Arizona State University, as well as a guest presenter at the University of Oklahoma and the University of Oregon.

For 2013, Winemiller has been selected as "Chief Customer Officer of the Year" by the Chief Customer Officer Council. A graduate of Washington State University, he is an alumnus of the Disney Institute in Orlando, Florida and the Ritz-Carlton Leadership Center in Chevy Chase, Maryland. He received his professional certification in Customer Experience Management in 2010.



SCOTT LOFT VICE PRESIDENT OF TICKETS SALES, RETENTION AND DATABASE OPERATIONS

Scott Loft, Vice President of Ticket Sales, Retention and Database Operations enters his fourth season with the Thunder and is an industry veteran with over twenty years of professional sports leadership experience in the National Football League, National Hockey League and National Basketball Association.

Prior to his career in sports, Loft received his undergraduate degree from Ball State University in Muncie, Indiana and his Master's Degree from Temple University in Philadelphia, Pennsylvania. Loft currently lives in Edmond with his wife Cathy and his 17-year old son, Josh.





BUSINESS OPERATIONS



DAN MAHONEY

VICE PRESIDENT, CORPORATE COMMUNICATIONS & COMMUNITY RELATIONS

Dan Mahoney joined the Oklahoma City Thunder as vice president of corporate communications and community relations in August, 2008. In that role he oversees the Thunder's business public relations, social media, website (thunder.nba.com), broadcasting operations and community relations outreach.

Previously Mahoney served as public relations consultant for the Professional Basketball Club, LLC. and the New Orleans Hornets. From 1995-2003 he was director of communications for Governor Frank Keating of Oklahoma. He later worked with Governor Keating as senior vice president of communications and public affairs at the American Council of Life Insurers in Washington, DC.

Consulting with the Gooden Group of Edmond, Okla., Mahoney coordinated public relations efforts for the Skirvin Hilton Hotel, a historic Oklahoma City landmark which reopened in 2007 after being closed for 18 years. He also assisted the Hornets during their relocation and two-year stay in Oklahoma City from 2005-07.

As director of communications for Governor Keating, Mahoney was responsible for public information coordination for the State of Oklahoma and the Governor's office. That included the public information efforts during the 1995 bombing of the Murrah Federal Building in Oklahoma City. Following that tragedy, he consulted businesses and other government agencies on crisis communications.

Mahoney spent 18 years in radio and television as a news director, news reporter and sportscaster in Richmond, Va., Albuquerque, N.M. and Oklahoma City. He is a native of Philadelphia and attended Virginia Commonwealth University and the University of New Mexico.

Mahoney serves on the board of directors for Ronald McDonald House Charities of Oklahoma City and Calm Waters Center for Children and Families.

He and his wife Debi live in Oklahoma City. They have two daughters, Danielle and Kieran.



KATY SEMTNER

VICE PRESIDENT, HUMAN RESOURCES

Katy Semtner joined the Oklahoma City Franchise in January 2003. She serves as the team's Vice President of Human Resources. Semtner's responsibilities include oversight of payroll, benefits, employee relations, recruitment, selection, orientation, performance management, compensation, policy creation, employment law compliance and employee development.

Prior to joining the franchise, Semtner worked in human resources in the hospitality and non-profit industries. She is certified as a Senior Professional in Human Resources.

Semtner is a member of the Society for Human Resources Management, the Oklahoma City Human Resources Society and the NBA HR Round Table. The Seattle native is a graduate of the University of California at San Diego and an alumnus of Leadership Oklahoma City.

BUSINESS OPERATIONS



TONY DRISCOLL

VICE PRESIDENT, BUSINESS DEVELOPMENT

Tony Driscoll serves the Thunder organization as vice president of Business Development, joining the team in 2012. He leads the organization's efforts to foster relationships with existing business partners and to expand sponsorship opportunities.

Driscoll had previously worked as vice president of sales and business development for the National Hot Rod Association (NHRA), headquartered out of Charlotte for the California-based organization.

Prior to that, he worked in several roles with the International Speedway Corporation (ISC), which owns and/or operates 13 NASCAR racetracks around the country. Over the course of 10 years with ISC, Driscoll rose to the position of senior director of partnership and integrated media sales, where he successfully developed and executed an expansive strategy to cultivate new partners, renew existing sponsorships and integrate sales for numerous media outlets into the organization's corporate sales unit.

Driscoll is a graduate of Eastern Michigan University in Ypsilanti, Mich.



CHRISTINE BERNEY

DIRECTOR, COMMUNITY RELATIONS

Christine Berney begins her sixth season with the Oklahoma City Thunder as the Director of Community Relations & Executive Director of the Thunder Community Foundation. She is responsible for overseeing the programs and partnerships that help the Thunder make a positive impact on the community. Berney's professional background includes public relations and community relations positions in both the corporate and nonprofit sectors. She served as the Manager of Public Relations for the Greater Oklahoma City Chamber. Prior to that, she was the Manager of Community Relations for Sonic Corporation. Originally from California, Berney earned her B.A. in English from Oregon State University and her M.F.A. in Creative Writing from the University of Massachusetts at Amherst.



JODY EAST

DIRECTOR, CORPORATE HOSPITALITY

Jody East was born and raised in Miami, Oklahoma, home of Oklahoma football legend, Steve Owens. Jody is a graduate from Oklahoma State University where she earned her Bachelor of Human Environmental Sciences, a degree in Hotel and Restaurant Administration.

Jody began her career at the Ford Center, where she managed executive suites for three years before joining the New Orleans Hornets when they relocated to Oklahoma City. That experience, coupled with a passion for the NBA, led to an opportunity to join the Thunder in the inaugural 2008 season. While managing the premium services team, Jody was instrumental in developing systems and programs to guide account activation, retention and experiences. Promoted to Director of Corporate Hospitality in 2012, Jody is responsible for developing strategic platforms to deliver a professional, meaningful and engaging game night experience. Her influence is reflected throughout hospitality venues such as bars and restaurants, luxury suites, terrace lounges, courtside clubs, corporate lounges and other unique and customized environments. The Corporate Hospitality Department also provides a variety of services year-round for the organization including special events, receptions, and meetings.

Jody has lived in the Oklahoma City area for 10 years and now resides in Edmond. In her free time, Jody enjoys traveling, reading, working out, shooting hoops or playing catch, spending time with her niece and nephew, Hannah and Jacob, and walking her dog Pete (full name, Pistol Pete).





BUSINESS OPERATIONS



KARLIS KEZBERS

DIRECTOR, RETENTION & TICKET OPERATIONS

Karlis Kezbers begins his sixth season with the Oklahoma City Thunder as the Director of Retention & Ticket Operations. The Bloomington, Minn., native grew up in Oklahoma City and graduated from the University of Oklahoma in 2004. He joined the NBA's Phoenix Suns Sales and Retention department in 2005 and spent four years with the Suns before joining the Thunder in September of 2008. Karlis lives in Edmond, Oklahoma with his wife, Emily, and daughter, Brynn.



TYLER LANE

DIRECTOR, INFORMATION TECHNOLOGY

Tyler Lane enters his fifth season with the Thunder as the Director of Information Technology. Tyler began his career in the U.S. Navy as an Aviation Electronics Technician, maintaining radar systems on F/A-18 Hornets and serving aboard the USS Nimitz. He later held several IT positions at the University of Oklahoma, including jobs in the Athletics department and College of Engineering. Tyler earned his MBA from the University of Oklahoma.

Tyler and his wife Alisa reside in Norman with their sons Ben and Jack.



JOHN LEACH

DIRECTOR, EVENTS & ENTERTAINMENT

John Leach begins his seventh season with the franchise as the Director of Events and Entertainment. Leach began his career as an on-air personality in radio for eight years in both Houston and San Diego. He was hired fulltime by the Houston Rockets in 2000 in the Game Operations department. Prior to joining the Rockets fulltime, Leach was responsible for game music in Houston during their Championship seasons in 1994 and 1995, and actually has a ring to prove it. He helped move the Rockets into the new Toyota Center, and played an integral role in creating a new interactive NBA experience with a variety of performance teams (drummers, break dancers, tumblers, etc) that were all part of the Rockets' branded game-night entertainment. Leach was recruited by the Charlotte Bobcats to start the game presentation/entertainment department when Charlotte was awarded a franchise in 2004. He's starting his fifth season in Oklahoma City and acknowledges how great it is to produce an NBA experience for the grateful Thunder Fans.



KELLY McKEOWN

DIRECTOR, MARKETING AND BRAND MANAGEMENT

Kelly McKeown enters his sixth season as the Thunder's Director of Marketing & Brand Management. McKeown's 20-year career in sports marketing has included stints at the ASA, IMG and his alma matter, the University of Oklahoma, where he graduated with a degree in business administration. Born in Framingham, MA, McKeown was raised and still resides in Oklahoma City with his wife Christie and their daughter Kate.

BUSINESS OPERATIONS



RON MATTHEWS

DIRECTOR, INTERACTIVE MEDIA & PUBLICATIONS

Ron Matthews begins his seventh season with the Oklahoma City franchise as the Director of Digital Media and Publications. Matthews oversees the website (thunder.nba.com), all publications (Game Night Program, Thunder Magazine and the annual Thunder Cares report) and photography. He is active in developing content across all platforms -- online, print, video and photography. Prior to joining the club, Matthews was the Sports Editor of the Seattle Post-Intelligencer. He was named to that position in March 2001 following five years as the Assistant Sports Editor. He held similar positions at various newspapers in California, New York, Washington, Vermont and Utah. Matthews graduated from Oregon State University in 1985 with a degree in Journalism.



TRAVIS HERMAN

DIRECTOR, TICKET & PREMIUM SALES

Travis Herman begins his 12th season with the Oklahoma City franchise, and his fifth as the Director of Premium Sales. Herman began as an Account Executive in 2002 and was promoted three times in six years to his current position. He is responsible for the generation of premium seating revenue from the following areas: suites, terrace suites, terrace seating, courtside seating and club seat contracts. Herman received his finance degree from Kansas State University in 2001.



ABBY MORGAN

DIRECTOR, PARTNERSHIP ACTIVATION

Abby Morgan enters her sixth season with the team and her fourth as the team's Director of Partnership Activation. Morgan began as Sr. Account Service Manager with the Thunder in 2008 and is now responsible for the management of corporate partnership fulfillment and its activation staff. Before her move to the Thunder, Morgan was the Corporate Promotions & Events Manager for the Dallas Mavericks. From 2005 to 2007, she served as Corporate Partnerships Marketing Manager with the New Orleans/Oklahoma City Hornets. Prior to beginning her NBA career Morgan was a Special Assistant to the Oklahoma State Men's Basketball Coaching staff. Born in Stillwater, Morgan is a graduate of Oklahoma State University with a Bachelor's and MBA.



LISA WAITE

CREATIVE SERVICES DIRECTOR

Lisa Waite begins her 17th season with the Oklahoma City Thunder franchise as the Creative Department Director. She oversees the team's in-house design department, and is responsible for creative influence and development of the Thunder brand.

Prior to joining the franchise, Waite's previous work history included work at an advertising agency, a design firm and as an independent freelance business owner.

The Seattle native graduated from Washington State University with a degree in Fine Arts and studied advertising at the Edward R. Murrow School of Communications.





2013-14 THUNDER DIRECTORY



Sarah Amyx
Assistant Controller



Brandon Ankney
Graphic Designer



Ashley Armstrong
Premium Service Account Manager



Chris Battle
Senior Account Manager



Becky Bauman
Manager, Ticket Operations



Jay Beauchamp
Senior Photo Journalist/Video



Shannon Begnel Jr
Thunder Community
Events Center Manager



Matt Bishop
Websites & Publications Coordi



Stacy Blomstrom
Controller



Scott Brinson
Season Ticket Account Manager



Jon Brooks
Mascot Manager



Aimee Canavan
Guest Rel. Assistant



Paige Carter
Dance Team Manager



Kyle Cofer
Manager, Premium Sales



Tyler Cofer
Game Presentation & Entertainment



Brent Coffman
Senior Account Manager



Nick Colburn
Account Executive,
Business Development



Clinton Corley
Video Photographer / Editor



Joseph Cral
Web Producer



Ryan Cunningham
Season Ticket Account Manager



Eric Date
Television Game Broadcast Director



Cole Douglas
Account Executive,
Season Ticket Sales



Nicole Doyle
Season Ticket Account Manager



Whitney Emde
Account Executive,
Business Development

2013-14 THUNDER DIRECTORY



Kristy Factor
Manager, Premium
Ticket Operations



Nick Gallo
Web Content Manager



Daniel Green
Video Photographer / Editor



Karina Henderson
Corporate Communications Manager



Sean Heusel
Sr. Account Exec, Bus. Develop



Kim Heussner
Account Executive, Group Sales



Maria Hibdon
Executive Assistant to the Chairman



Amy Hill
Corporate Communications Coordinator



Nikkole Hill
Business Development Coordinator



Matt Hinderman
Broadcast Production Manager



Ryan Hock
Account Executive, Group Sales



Jon Hocker
Manager, Guest Relations



Bill Hooker
Producer, Media Production



Mary Jo Hope
Manager, Event Presentation



Jenny Hromek
Group Events & Ticket Sales Co



Kelsey Huff
Partnership Activation Account Manager



David Jones
Manager, Broadcast &
Technical Operations



Justin Jordan
Manager, Inside Sales



Ashley Karther
Revenue Accountant



Matt Keller
IT Operations Manager



Todd Lawson
Helpdesk Coordinator



Katherine Logan
Accounts Payable Specialist



Kaylee Lonsinger
Guest Relations Communication



Mac Maddox
Manager, Season Ticket Sales



2013-14 THUNDER DIRECTORY



Kaila McWilliams
Event Presentation Coordinator



Todd Minhinnett
Executive Producer, Game
Broadcasting



Megan Morgan
Group Sales Manager



Kaitlyn Motycka
Guest Rel. Assistant



Lonnie Nichols Jr
Account Executive, Premium Sales



Amy Oare
Manager, Marketing Programs



Ryan O'Toole
Account Executive, Business
Development



Keeton Peery
Youth Basketball Coordinator



Kristiana Pryor
Manager, Marketing Assets



Jason Quintero
Sr Manager, Game Presentation



Phillip Riggs
Helpdesk Technician



Leslie Shubert
Staff Accountant



Brittini Slattery
Coordinator, Corporate Hospitality
& Services



Danny Smith
Account Executive, Season
Ticket Sales



Taryn Smith
Partnership Activation Account
Manager



Chris Sorrels
Mgr., Premium Account Svcs
& Season Ticket Ret



Jennifer Sorrels
Office Manager & Executive Ass



Rayna Stewart
Premium Service Account Manager



Jessica Summers
Manager, Courtside Services



Marc Taylor
Manager, Mascot Affairs



Chris Tomlinson
Ticket Operations Coordinator



Danielle Toussaint
Premium Service Account Manager



Byron Towles
Graphic Designer



Coby Van Loan
Inside Sales Representative



Janaki Vasudevan
Account Executive,
Season Ticket Sales



Ben Wang
Manager, CRM and Database
Operations



Jennifer Watson
Community Relations
Events Manager



Matthew Wells
Director, Broadcast Production



Tim Whang
Senior Partnership Activation
Account Manager



Keli White
Guest Relations Project Coordinator



Katrina Wiley
Manager, Human Resources



Debbie Williams
Community Relations
Programs Manager





2013-14 OKLAHOMA CITY THUNDER FRONT OFFICE STAFF

Chairman..... Clayton I. Bennett

BASKETBALL OPERATIONS

Executive Vice President & General Manager Sam Presti
Vice President / Assistant General Manager Troy Weaver
Assistant General Manager / Legal & Administration Michael Winger

COACHES

Head Coach Scott Brooks
Assistant Coach Rex Kalamian
Assistant Coach Mark Bryant
Assistant Coach Brian Keefe
Assistant Coach Robert Pack
Assistant Coach Mike Terpstra

MEDICAL AND PERFORMANCE

Director of Medical Services Dr. Donnie Strack
Head Athletic Trainer Joe Sharpe
Director of Athletic Performance Dwight Daub
Applied Sport Scientist Mark Simpson
Head Team Primary Care Physician Daniel Clinkenbeard
Head Team Orthopedic Physician Carlan Yates
Medical Research Coordinator Tony Katzenmeier

SCOUTING

Director of College Player Personnel Will Dawkins
Manager of Advance Scouting / Player Development Vin Bhavnani
Opposition Scout Scott Simpson
Coordinator of International Scouting / Amateur Massimo Biasin
Coordinator of International Scouting / Pro Johnny Rogers
Pro Scout Mike Wilks
College Scout Chuck Martin, Brandon Miller
Special Assignment Scout Hank Smith, Ralph Willard

BASKETBALL OPERATIONS AND TECHNOLOGY

Director of Basketball Operations Paul Rivers
Director of Strategic Planning Jason Ranne
Basketball Information Coordinator Jesse Weinstein-Gould
Basketball Operations Coordinator / Legal & Administration Amanda Green
Application Developer Troy Carter
Basketball Data Analyst Wynn Sullivan

VIDEO COACHING

Video Analyst / Player Development Dave Bliss, Josh Longstaff
Video Analyst / Personnel Sebastian Pruiti

TEAM OPERATIONS

Director of Team Operations Marc St. Yves
Manager of Team Operations Wilson Taylor
Director of Team Security Michael Chatman
Director of Player Appearances and Services Ayana Lawson

BASKETBALL COMMUNICATIONS

Director of Basketball Communications Matt Tumbleson
Manager of Basketball Communications Michael Ravina
Manager of Basketball Communications John Read

ADMINISTRATION

Team Travel Coordinator Judy Riddle
Assistant to the Executive Vice President and General Manager Glenn Wong
Basketball Operations Assistant Ryan Lambert

FACILITIES

Facility Operations Manager Johnny Shults

MINOR LEAGUE OPERATIONS

Director of Minor League Operations/Pro Scout Brandon Barnett
Head Coach Darko Rajakovic
Assistant Coach Anthony Goldwire
Minor League Athletic Trainer Sebastien Poirier
Minor League Athletic Performance Coordinator Kurtis Rayfield
Manager of Public Relations Ben Coldagelli

EXECUTIVE TEAM

Executive Vice President, Chief Administrative Officer Danny Barth
Senior Vice President, Sales and Marketing Brian Bynes
Senior Vice President, Guest Relations Pete Winemiller
Vice President, Business Development Tony Driscoll
Vice President, Ticket Sales, Retention & Database Operations Scott Loft
Vice President, Corporate Communications & Community Relations Dan Mahoney
Vice President, Human Resources Katy Semtner

ADMINISTRATION

Office Manager & Executive Assistant Jennifer Sorrels
Executive Assistant to the Chairman Marla Hibdon

BROADCASTING

Play-by-Play Announcer Brian Davis
Broadcast Analyst Grant Long
Sideline / Web Reporter Lesley McCaslin
Radio Play-by-Play Announcer Matt Pinto
Executive Producer, Game Broadcasting Todd Minninnett
Television Game Broadcast Director Eric Date
Director, Broadcast Production Matthew Wells
Manager, Broadcast & Technical Operations David Jones
Senior Photojournalist/Video Editor Jay Beauchamp
Broadcast Production Manager Matt Hinderman
Video Photographer / Editor Clinton Corley, Daniel Green

BUSINESS DEVELOPMENT

Senior Account Executive, Business Development Sean Heusel
Business Development Account Executive Nick Colburn, Whitney Emde, Ryan O'Toole
Director, Partnership Activation Abby Morgan
Senior Partnership Activation Account Manager Tim Whang
Partnership Activation Account Manager Kelsey Huff, Taryn Smith
Business Development Coordinator Nikkole Hill

COMMUNICATIONS

Corporate Communications Manager Karina Henderson
Corporate Communications Coordinator Amy Hill

COMMUNITY RELATIONS

Director, Community Relations Christine Berney
Community Relations Events Manager Jennifer Watson
Community Relations Programs Manager Debbie Williams
Community Relations Assistant Elizabeth Sellers

CORPORATE HOSPITALITY

Director, Corporate Hospitality Jody East
Coordinator, Corporate Hospitality and Services Brittini Slattery

DATABASE OPERATIONS

Manager, CRM and Database Operations Ben Wang

EVENTS & ENTERTAINMENT

Director, Events & Entertainment John Leach
Manager, Mascot Affairs Marc Taylor
Mascot Manager Jon Brooks
Senior Manager, Game Presentation & Entertainment Jason Quintero
Game Presentation & Entertainment Coordinator Tyler Cofer
Manager, Event Presentation Mary Jo Hope
Event Presentation Coordinator Kaila McWilliams
Dance Team Manager Paige Carter
Producer, Media Production Bill Hooker
Video Production Manager Warren Hough
Manager, Digital Media Production Tyrus Taylor
Digital Media Production Coordinator Benjamin Sledge
Video Production Coordinator Nathan Dies



2013-14 OKLAHOMA CITY THUNDER FRONT OFFICE STAFF

FINANCE

Controller.....	Stacy Blomstrom
Assistant Controller.....	Sarah Amyx
Staff Accountant.....	Leslie Shubert
Revenue Accountant.....	Ashley Karther
Accounts Payable Specialist.....	Katherine Logan

GUEST RELATIONS

Manager, Guest Relations.....	Jon Hocker
Guest Relations Project Coordinator.....	Keli White
Guest Relations Communication Coordinator.....	Kaylee Lonsinger
Guest Relations Assistant.....	Aimee Canavan, Kaitlyn Motycka

HUMAN RESOURCES

Manager, Human Resources.....	Katrina Wiley
-------------------------------	---------------

INFORMATION TECHNOLOGY

Director, Information Technology.....	Tyler Lane
IT Operations Manager.....	Matt Keller
Helpdesk Coordinator.....	Todd Lawson
Helpdesk Technician.....	Phillip Riggs

MARKETING

Director, Marketing & Brand Management.....	Kelly McKeown
Manager, Marketing Programs.....	Amy Oare
Manager, Marketing Assets.....	Kristiana Pryor
Marketing Coordinator.....	Jerry Hazleton
Creative Services Director.....	Lisa Waite
Graphic Designer.....	Brandon Ankney, Byron Towles

PREMIUM SALES

Manager, Premium Sales.....	Kyle Cofer
Account Executive, Premium Sales.....	Lonnie Nichols

SEASON TICKET MEMBER RETENTION

Director, Retention and Ticket Operations.....	Karlis Kezbers
Manager, Premium Account Services and Season Ticket Retention.....	Chris Sorrels
Manager, Courtside Services.....	Jessica Summers
Senior Account Manager.....	Chris Battle, Brent Coffman
Season Ticket Account Manager.....	Scott Brinson, Ryan Cunningham, Nicole Doyle
Premium Service Account Manager.....	Laura Flinton, Shelbi Jordan, Vanessa Lemons, Sydni Sullivan
	Rayna Stewart, Danielle Toussaint

TICKET OPERATIONS

Manager, Ticket Operations.....	Becky Bauman
Manager, Premium Ticket Operations.....	Kristy Factor
Ticket Operations Coordinator.....	Chris Tomlinson

TICKET SALES

Director, Ticket and Premium Sales.....	Travis Herman
Manager, Season Ticket Sales.....	Mac Maddox
Account Executive, Season Ticket Sales.....	Janaki Cash, Cole Douglas, Danny Smith
Manager, Group Sales.....	Megan Morgan
Account Executive, Group Sales.....	Kim Heussner, Ryan Hock
Manager, Inside Sales.....	Justin Jordan
Inside Sales Representative.....	Daniel Cogan, Coby Van Loan
Group Events & Ticket Sales Coordinator.....	Jennifer Hromek

THUNDER COMMUNITY EVENTS CENTER

Thunder Community Events Center Manager.....	Shannon Begnel
Manager, Thunder Youth Basketball Programs.....	Keeton Peery

WEBSITE

Director, Interactive Media & Publications.....	Ron Matthews
Web Producer.....	Joseph Crall
Web Content Manager.....	Nick Gallo
Websites & Publications Coordinator.....	Matt Bishop

2012-13 REGULAR SEASON REVIEW





2012-13 REGULAR SEASON STATISTICS

2012-13 FINAL STATISTICS (60-22)

PLAYER	G	GS	MIN	FG	FGA	PCT	3-PT	3-PTA	PCT	FT	FTA	PCT	OFF	DEF	TOT	AST	PF	DQ	STL	TO	BLK	PTS	AVG
Durant	81	81	3119	731	1433	510	139	324	416	679	750	905	46	594	640	374	143	1	116	280	105	2280	28.1
Westbrook	82	82	2861	673	1535	438	97	300	323	460	575	890	111	317	428	607	189	0	145	273	24	1903	23.2
Martin	77	0	2136	350	778	450	158	371	426	219	246	800	31	147	178	106	138	1	72	101	8	1077	14.0
Isaiah	80	80	2486	429	776	551	143	319	431	222	395	617	43	213	259	143	191	3	28	191	242	1065	13.2
Sefolosha	81	81	2229	224	466	481	108	258	419	57	89	826	58	259	317	125	177	0	103	64	44	613	7.5
Jackson	70	0	993	149	325	458	24	104	231	52	62	839	21	145	166	122	84	0	29	53	13	374	5.3
Fisher (TOT)	33	9	575	55	161	342	30	80	375	35	38	921	2	35	37	47	55	2	19	30	3	175	5.3
Fisher (OKC)	24	0	346	32	96	333	20	57	351	14	15	553	2	20	22	16	41	0	14	12	1	98	4.1
Collison	81	2	1583	178	296	595	0	4	000	60	78	769	123	210	333	121	197	2	51	69	30	412	5.1
Perkins	78	78	1954	143	313	457	0	1	000	44	72	611	110	356	466	111	227	2	43	109	83	320	4.2
Lamb	23	0	147	24	68	353	9	30	300	14	14	1000	5	13	18	5	13	0	2	6	2	71	3.1
Brewer (TOT)	60	34	852	70	198	354	23	76	333	16	39	410	42	98	140	50	33	0	43	18	6	179	3.0
Brewer (OKC)	14	0	142	6	23	261	1	5	200	0	0	---	13	27	40	10	6	0	9	4	0	13	0.9
Maynor	37	0	391	36	115	313	15	46	326	17	21	810	5	13	18	73	19	0	10	31	0	104	2.8
Orton	13	0	104	12	26	462	0	0	---	9	17	529	13	13	26	4	13	0	4	4	3	33	2.5
Thabeet	66	4	770	64	106	604	0	2	000	32	53	604	66	126	195	11	146	0	30	41	6	160	2.4
Jones	39	0	280	38	99	394	0	2	000	10	15	580	12	50	62	10	23	0	5	15	6	88	2.2
Liggins	39	1	290	21	47	447	7	19	368	9	18	500	13	40	53	15	33	0	18	14	3	58	1.5
THUNDER	82	-	19830	3126	6504	481	598	1588	377	1819	2196	828	854	2725	3579	1753	1654	11	679	1253	624	8669	105.7
OPPONENTS	82	-	19830	2966	6972	425	610	1761	346	1372	1773	774	987	2350	3337	1681	1698	13	673	1212	322	7914	96.5

2012-13 FINAL HOME GAME STATISTICS (34-7)

PLAYER	G	GS	MIN	FG	FGA	PCT	3-PT	3-PTA	PCT	FT	FTA	PCT	OFF	DEF	TOT	AST	PF	DQ	STL	TO	BLK	PTS	AVG
Durant	40	40	1513	340	669	508	58	143	406	317	354	895	19	305	324	184	71	1	57	140	55	1055	26.4
Westbrook	41	41	1371	328	706	465	54	128	422	211	260	812	43	152	195	302	80	0	71	114	12	921	22.5
Martin	39	0	1054	192	400	480	88	178	494	130	144	903	14	81	95	60	74	1	33	48	5	602	15.4
Isaiah	41	41	1208	227	374	602	12	35	800	63	80	708	26	105	288	26	110	2	12	55	125	529	12.9
Sefolosha	41	41	1070	110	229	480	51	120	425	28	30	933	27	114	141	61	86	0	50	31	22	299	7.3
Jackson	35	0	498	80	172	465	17	60	283	34	38	895	11	79	90	76	42	0	12	24	8	211	6.0
Collison	40	0	769	93	152	612	0	2	000	36	46	783	59	105	164	68	100	1	24	35	10	222	5.6
Fisher (TOT)	14	0	222	24	33	364	11	11	1000	0	11	1000	0	11	1000	0	11	0	11	9	1	56	5.1
Fisher (OKC)	11	0	170	19	48	396	11	29	379	7	7	1000	0	7	7	13	0	0	9	6	0	56	5.1
Perkins	39	39	967	82	174	471	0	0	---	30	49	612	66	172	238	58	108	0	19	53	45	194	5.0
Lamb	16	0	115	18	53	340	6	22	273	14	14	1000	5	11	16	5	10	0	1	5	2	56	3.5
Brewer (TOT)	33	17	466	45	117	385	13	41	317	9	24	375	35	54	89	31	17	0	27	12	4	112	3.4
Brewer (OKC)	9	0	93	6	21	286	1	5	200	0	0	---	12	18	30	6	5	0	6	3	0	13	1.4
Orton	8	0	68	10	19	526	0	0	---	5	9	556	11	10	21	2	11	0	4	2	2	25	3.1
Thabeet	33	2	422	42	67	627	0	0	---	19	32	594	44	65	109	7	79	2	14	20	28	103	3.1
Maynor	22	0	250	22	70	314	8	29	276	8	12	667	4	7	11	48	10	0	9	18	0	60	2.7
Jones	27	1	196	30	74	405	0	2	000	6	9	667	6	35	41	7	7	0	5	10	2	66	2.4
Liggins	21	0	128	14	28	500	4	11	364	4	8	500	6	15	21	8	13	0	9	3	1	36	1.7
TEAM	41	-	9890	1613	3259	495	310	754	411	912	1092	835	420	1371	1791	924	829	7	335	594	317	4448	108.5
OPPONENTS	41	-	9890	1451	3463	419	303	895	339	710	918	773	500	1149	1649	799	831	5	339	594	157	3915	95.5

2012-13 FINAL ROAD GAME STATISTICS (26-15)

PLAYER	G	GS	-FIELD GOALS-					-3-POINT FG--		-FREE THROWS-			--REBOUNDS--											PTS	AVG
			MIN	FG	FGA	PCT	PCT	FG	FGA	PCT	FT	FTA	PCT	OFF	DEF	TOT	AST	PF	DQ	STL	TO	BLK			
Durant	41	41	1606	391	764	512	81	191	424	362	396	914	27	289	316	190	72	0	59	140	50	1225	29.9		
Westbrook	41	41	1490	345	829	416	43	172	250	249	315	790	68	165	233	305	109	0	74	159	12	982	24.0		
Nakase	39	39	1278	219	401	546	8	32	250	80	111	721	129	200	329	18	103	1	16	70	117	526	13.5		
Martin	38	0	1083	198	378	418	70	193	363	89	102	873	17	66	83	46	64	0	39	53	3	475	12.5		
Sefolosha	40	40	1159	114	237	481	57	138	413	29	39	744	31	145	176	64	91	0	53	33	22	314	7.9		
Fisher (TOT)	19	6	352	31	96	323	18	47	383	24	27	889	2	24	26	31	36	2	8	21	3	104	5.5		
Fisher (OKC)	13	0	176	13	48	271	9	28	321	7	8	875	2	13	15	9	18	0	5	6	1	42	3.2		
Jackson	35	0	495	69	153	451	7	44	159	18	24	750	10	66	76	46	42	0	17	29	5	163	4.7		
Collison	41	2	814	83	144	576	0	2	000	24	32	750	64	105	169	53	97	1	27	34	20	190	4.6		
Perkins	39	39	987	61	139	439	0	1	000	14	23	609	44	184	228	53	119	2	24	56	38	136	3.5		
Maynor	15	0	141	14	45	311	7	17	412	9	9	1000	1	6	7	25	9	0	1	13	0	44	2.9		
Brewer (TOT)	27	17	387	25	81	309	10	35	286	7	15	467	7	44	51	19	16	0	16	6	2	67	2.5		
Brewer (OKC)	5	0	48	0	2	000	0	0	---	0	0	---	1	9	10	4	1	0	3	1	0	0	0.0		
Lamb	7	0	32	6	15	400	3	8	375	0	0	---	0	2	2	0	3	0	1	1	0	15	2.1		
Jones	11	0	84	9	25	360	0	0	---	4	6	667	6	15	21	3	6	0	5	4	22	2.0			
Thabeet	33	2	348	22	39	564	0	0	---	13	21	619	25	61	86	4	69	0	16	21	32	97	1.7		
Orton	5	0	36	2	7	286	0	0	---	4	8	500	2	3	5	2	2	0	0	2	1	8	1.6		
Liggins	18	1	162	7	19	368	3	8	375	5	10	500	7	25	32	7	20	0	9	11	2	22	1.2		
TEAM	41	-	9940	1513	3245	466	288	834	345	907	1104	822	434	1354	1788	829	825	4	344	659	307	4221	103.0		
OPPONENTS	41	-	9940	1515	3509	432	307	866	355	662	855	774	487	1201	1688	882	867	8	334	618	165	3999	97.5		

2011-12 MISCELLANEOUS STATISTICS



THUNDER VS. THE NBA IN 2012-13

	RECORD	HOME	ROAD	OT
OVERALL	60-22	34-7	26-15	4-2
Atlantic	7-3	3-2	4-1	1-0
Central	8-2	4-1	4-1	--
Southeast	6-4	3-2	3-2	--
EASTERN	21-9	10-5	11-4	1-0
Southwest	13-5	8-1	5-4	2-1
Northwest	10-6	7-1	3-5	0-1
Pacific	16-2	9-0	7-2	1-0
WESTERN	39-13	24-2	15-11	3-2

Head Coach: Scott Brooks

Overall: 5 Years 234 Won 147 Lost .614 Pct.

W/Club



2012-13 GAME-BY-GAME RESULTS

Date	Opponent	Team/Opp	Home	Road	Total	High Scoring	High Rebounds	High Assists	Opponent Scoring	Atten.
Nov 1	@San Antonio	L 84-86	0-0	0-1	0-1	Durant-23	Durant-14	Martin/Durant/Westbrook-5	Duncan-20	18,581
Nov 2	PORTLAND	W106-92	1-0	0-1	1-1	Westbrook-32	Durant-17	Durant-7	Aldridge-22	18,203
Nov 4	ATLANTA	L 95-104	1-1	0-1	1-2	Martin-28	Durant-12	Westbrook-9	Horford-23	18,203
Nov 6	TORONTO	W108-88	2-1	0-1	2-2	Westbrook-19	Perkins-9	Westbrook-8	Valanciunas-18	18,203
Nov 8	@Chicago	W 97-91	2-1	1-1	3-2	Durant-24	Ibaka-9	Westbrook-12	Deng-27	21,737
Nov 9	DETROIT	W105-94	3-1	1-1	4-2	Ibaka/ Durant-25	Durant/ Westbrook-13	Perkins-6	Drummond-22	18,203
Nov 11	CLEVELAND	W106-91	4-1	1-1	5-2	Westbrook-27	Durant-8	Westbrook-10	Inving-20	18,203
Nov 12	@Detroit	W 92-90	4-1	2-1	6-2	Westbrook-33	Westbrook-10	Westbrook-4	Stuckey-19	12,784
Nov 14	MEMPHIS	L 97-107	4-2	2-1	6-3	Durant-34	Durant-10	Westbrook-13	Gay-28	18,203
Nov 16	@New Orleans	W110-95	4-2	3-1	7-3	Martin/ Durant-27	Durant/ Thabeet-9	Westbrook-12	Anderson-15	15,458
Nov 18	GOLDEN STATE	W119-109	5-2	3-1	8-3	Westbrook-30	Durant-13	Durant-10	Curry-22	18,203
Nov 21	L.A. CLIPPERS	W117-111(OT)	6-2	3-1	9-3	Durant-35	Ibaka-12	Westbrook-9	Griffin-23	18,203
Nov 23	@Boston	L100-108	6-2	3-2	9-4	Durant-29	Ibaka-13	Westbrook-8	Pierce-27	18,624
Nov 24	@Philadelphia	W116-109(OT)	6-2	4-2	10-4	Durant-37	Ibaka-9	Westbrook-9	T. Young-29	19,611
Nov 26	CHARLOTTE	W114-69	7-2	4-2	11-4	Durant-18	Thabeet-10	Westbrook-11	Taylor-10	18,203
Nov 28	HOUSTON	W120-98	8-2	4-2	12-4	Durant-37	Ibaka-9	Westbrook-9	Patterson-27	18,203
Nov 30	UTAH	W106-94	9-2	4-2	13-4	Durant-25	Westbrook-13	Westbrook-8	Kanter-18	18,203
Dec 1	@New Orleans	W100-79	9-2	5-2	14-4	Durant-20	Durant-8	Westbrook-10	Anderson-21	14,547
Dec 4	@Brooklyn	W117-111	9-2	6-2	15-4	Durant-32	Perkins-7	Westbrook-9	D. Williams-33	17,732
Dec 7	L.A. LAKERS	W114-108	10-2	6-2	16-4	Durant-36	Durant-9	Westbrook-8	Bryant-35	18,203
Dec 9	INDIANA	W104-93	11-2	6-2	17-4	Durant-27	Ibaka/ Perkins-9	Westbrook-6	West-21	18,203
Dec 12	NEW ORLEANS	W 92-88	12-2	6-2	18-4	Durant-35	Durant-9	Westbrook-9	Roberts-16	18,203
Dec 14	SACRAMENTO	W113-103	13-2	6-2	19-4	Durant-31	Ibaka-11	Westbrook-13	Thomas-26	18,203
Dec 17	SAN ANTONIO	W107-93	14-2	6-2	20-4	Ibaka-25	Ibaka-17	Westbrook-9	De Colo/ Parker-14	18,203
Dec 19	@Atlanta	W100-92	14-2	7-2	21-4	Durant-41	Ibaka-14	Westbrook-11	Teague-19	16,284
Dec 20	@Minnesota	L 93-99	14-2	7-3	21-5	Durant-33	Westbrook-11	Westbrook-9	Love-28	17,114
Dec 25	@Miami	L 97-103	14-2	7-4	21-6	Durant-33	Westbrook-11	Durant/ Westbrook-3	James-29	20,300
Dec 27	DALLAS	W111-105(OT)	15-2	7-4	22-6	Durant-40	Ibaka-17	Westbrook-10	Collison-32	18,203
Dec 29	@Houston	W124-94	15-2	8-4	23-6	Westbrook-28	Ibaka/ Collison-10	Westbrook-8	Harden-25	18,460
Dec 31	PHOENIX	W114-96	16-2	8-4	24-6	Durant-30	Collison-9	Westbrook-9	Scola-24	18,203
Jan 2	BROOKLYN	L 93-110	16-3	8-4	24-7	Durant-27	Perkins-11	Westbrook-10	J. Johnson-33	18,203
Jan 4	PHILADELPHIA	W109-85	17-3	8-4	25-7	Westbrook-27	Ibaka-10	Westbrook-5	N. Young-21	18,203
Jan 6	@Toronto	W104-92	17-3	9-4	26-7	Westbrook-23	Ibaka/ Collison-8	Durant/ Westbrook-7	Anderson-27	17,634
Jan 7	@Washington	L 99-101	17-3	9-5	26-8	Durant-29	Ibaka/ Perkins-11	Durant/ Westbrook-8	Beall/ Webster-22	16,917
Jan 9	MINNESOTA	W106-84	18-3	9-5	27-8	Durant-26	Durant/ Westbrook-8	Westbrook-7	Shved-18	18,203
Jan 11	@L.A. Lakers	W116-101	18-3	10-5	28-8	Durant-42	Perkins/ Collison-9	Westbrook-10	Bryant-28	18,997
Jan 13	@Portland	W 87-83	18-3	11-5	29-8	Durant-33	Perkins-12	Westbrook-9	Aldridge-33	20,423
Jan 14	@Phoenix	W102-90	18-3	12-5	30-8	Durant-41	Perkins-13	Westbrook-5	Brown-21	14,951
Jan 16	DENVER	W117-97	19-3	12-5	31-8	Westbrook-32	Ibaka/ Jackson-6	Jackson-7	Koufos-16	18,203
Jan 18	@Dallas	W117-114(OT)	19-3	13-5	32-8	Durant-52	Ibaka-14	Westbrook-6	Carter-29	20,434
Jan 20	@Denver	L118-121(OT)	19-3	13-6	32-9	Durant-37	Westbrook-8	Westbrook-9	Brewer-26	19,155



2012-13 GAME-BY-GAME RESULTS

Date	Opponent	Team/Opp	Home	Road	Total	High Scoring	High Rebounds	High Assists	Opponent Scoring	Atten.
Jan 22	@L.A. Clipper	W109-97	19-3	14-6	33-9	Durant-32	Ibaka-9	Durant-7	Griffin-31	19,451
Jan 23	@Golden State	L 99-104	19-3	14-7	33-10	Durant-33	Jackson-6	Durant-9	Curry-31	19,596
Jan 25	@Sacramento	W105-95	19-3	15-7	34-10	Martin/ Durant-24	Durant-11	Westbrook-14	Evans-16	15,022
Jan 27	@L.A. Lakers	L 96-105	19-3	15-8	34-11	Durant-35	Westbrook-9	Westbrook-13	Bryant-21	18,997
Jan 31	MEMPHIS	W106-89	20-3	15-8	35-11	Durant-27	Westbrook-9	Durant/ Westbrook-6	Bayless-23	18,203
Feb 2	@Cleveland	L110-115	20-3	15-9	35-12	Durant-32	Ibaka-12	Perkins/ Westbrook-5	Inving-35	20,562
Feb 4	DALLAS	W112-91	21-3	15-9	36-12	Westbrook-24	Durant-10	Westbrook-7	Marion-23	18,203
Feb 6	GOLDEN STATE	W119-98	22-3	15-9	37-12	Durant-25	Perkins-11	Jackson-6	Thompson/ Barnes-19	18,203
Feb 8	PHOENIX	W127-96	23-3	15-9	38-12	Durant-21	Perkins-9	Westbrook-6	Beasley-25	18,203
Feb 10	@Phoenix	W 97-69	23-3	16-9	39-12	Westbrook-24	Jackson/ Durant-7	Westbrook-6	Mark. Morris-12	16,773
Feb 12	@Utah	L 94-109	23-3	16-10	39-13	Durant-33	Durant-6	Durant/ Westbrook-5	Jefferson-23	18,552
Feb 14	MIAMI	L100-110	23-4	16-10	39-14	Durant-40	Durant-8	Westbrook-10	James-39	18,203
Feb 20	@Houston	L119-122	23-4	16-11	39-15	Westbrook/Sefolsha-28	Durant-12	Durant-11	Harden-46	18,224
Feb 22	MINNESOTA	W127-111	24-4	16-11	40-15	Westbrook-37	Tied with-7	Westbrook-9	Shved-17	18,203
Feb 24	CHICAGO	W102-72	25-4	16-11	41-15	Westbrook-23	Durant-16	Durant-6	Deng/ Robinson-13	18,203
Feb 27	NEW ORLEANS	W119-74	26-4	16-11	42-15	Westbrook-29	Durant-11	Durant-10	Anderson-14	18,203
Mar 1	@Denver	L103-105	26-4	16-12	42-16	Westbrook-38	Durant-14	Westbrook/ Sefolsha-5	Chandler-35	19,521
Mar 3	@L.A. Clipper	W108-104	26-4	17-12	43-16	Durant-35	Durant-9	Westbrook-10	Paul-26	19,371
Mar 5	L.A. LAKERS	W122-105	27-4	17-12	44-16	Westbrook-37	Westbrook-10	Martin/Durant/Westbrook-5	Bryant-30	18,203
Mar 7	@New York	W 95-94	27-4	18-12	45-16	Durant-34	Ibaka-9	Durant-6	J. Smith-36	19,033
Mar 8	@Charlotte	W116-94	27-4	19-12	46-16	Durant-19	Thabeet-8	Durant-7	Henderson-21	18,870
Mar 10	BOSTON	W 91-79	28-4	19-12	47-16	Durant-23	Durant-11	Perkins-5	Pierce-20	18,203
Mar 11	@San Antonio	L 93-105	28-4	19-13	47-17	Durant-26	Ibaka-16	Westbrook-6	Splitter-21	18,581
Mar 13	UTAH	W110-87	29-4	19-13	48-17	Durant-23	Durant-10	Westbrook-9	Hayward-20	18,203
Mar 15	ORLANDO	W117-104	30-4	19-13	49-17	Durant-26	Perkins-12	Westbrook-6	Nelson-26	18,203
Mar 17	@Dallas	W107-101	30-4	20-13	50-17	Westbrook-35	Ibaka-16	Westbrook-6	Nowitzki-23	20,284
Mar 19	DENVER	L104-114	30-5	20-13	50-18	Durant-34	Perkins-11	Westbrook-6	Lawson-25	18,203
Mar 20	@Memphis	L 89-90(OT)	30-5	20-14	50-19	Durant-32	Perkins-15	Durant/ Westbrook-3	Conley-24	18,119
Mar 22	@Orlando	W 97-89	30-5	21-14	51-19	Durant-25	Ibaka-13	Westbrook-9	Harkless-25	17,429
Mar 24	PORTLAND	W103-83	31-5	21-14	52-19	Durant-24	Durant-10	Westbrook-9	Lillard-19	18,203
Mar 27	WASHINGTON	W103-80	32-5	21-14	53-19	Westbrook-21	Perkins-11	Durant-6	Wall-18	18,203
Mar 29	@Minnesota	L 93-101	32-5	21-15	53-20	Durant-36	Ibaka-11	Westbrook-9	Pekovic-22	18,121
Mar 30	@Milwaukee	W109-99	32-5	22-15	54-20	Durant-30	Westbrook-13	Westbrook-10	Ilyasova-29	17,578
Apr 4	SAN ANTONIO	W100-88	33-5	22-15	55-20	Westbrook-27	Ibaka-11	Westbrook-7	Duncan/ Leonard-24	18,203
Apr 5	@Indiana	W 97-75	33-5	23-15	56-20	Durant-34	Durant-9	Westbrook-9	Hibbert-22	18,165
Apr 7	NEW YORK	L120-125	33-6	23-15	56-21	Westbrook-37	Westbrook-11	Westbrook-8	Anthony-36	18,203
Apr 9	@Utah	W 90-80	33-6	24-15	57-21	Westbrook-25	Durant-12	Durant-9	Mo Williams-19	19,610
Apr 11	@Golden State	W116-97	33-6	25-15	58-21	Durant-31	Durant-10	Westbrook-9	Curry-22	19,596
Apr 12	@Portland	W106-90	33-6	26-15	59-21	Westbrook-33	Brewer-7	Durant-6	Barton-18	20,577
Apr 15	SACRAMENTO	W104-95	34-6	26-15	60-21	Durant-29	Brewer-13	Durant/Westbrook-8	Thomas-16	18,203
Apr 17	MILWAUKEE	L 89-95	34-7	26-15	60-22	Jackson-23	Jones-9	Jackson-5	Henson-28	18,203



2012-13 GAME-BY-GAME STATISTICS

DATE	TM	@OPP	WL	O	G	MIN	FG	FGA	FG%	FG3	FG3A	FG3%	FT	FTA	FT%	OREB	DREB	REB	AST	PF	DQ	STL	TO	BLK	PTS	PPG
11/01	OKC	@SA	L	-	1	240	29	77	.377	7	17	.412	19	23	.826	12	36	48	18	20	0	6	18	5	84	84.0
11/02	OKC	V POR	W	-	2	240	39	76	.513	5	9	.556	23	32	.719	8	39	47	18	22	1	2	12	10	106	95.0
11/04	OKC	V ATL	L	-	3	240	33	71	.465	9	22	.409	20	22	.909	7	30	37	27	21	0	4	21	9	95	95.0
11/06	OKC	V TOR	W	-	4	240	35	74	.473	9	25	.360	29	34	.853	7	39	46	24	22	1	10	19	9	108	98.3
11/08	OKC	@CHI	W	-	5	240	36	73	.493	5	13	.385	20	21	.952	8	30	38	23	19	0	10	22	8	97	98.0
11/09	OKC	V DET	W	-	6	240	38	71	.535	8	20	.400	21	26	.808	8	30	38	21	25	0	8	17	4	105	99.2
11/11	OKC	V CLE	W	-	7	240	40	73	.548	7	15	.467	19	22	.864	4	37	41	20	22	0	7	21	10	106	100.1
11/12	OKC	@DET	W	-	8	240	27	73	.370	1	10	.100	37	42	.881	9	35	44	10	20	0	7	14	12	92	99.1
11/14	OKC	V MEM	L	-	9	240	35	72	.486	6	13	.462	21	26	.808	10	30	40	23	19	1	6	15	6	97	98.9
11/16	OKC	@NO	W	-	10	240	40	74	.541	14	29	.483	16	20	.800	7	29	36	31	24	0	7	14	7	110	100.0
11/18	OKC	V GS	W	-	11	240	42	83	.506	13	20	.650	22	26	.846	10	30	40	31	16	0	9	12	3	119	101.7
11/21	OKC	V LAC	W	1	12	265	36	79	.456	11	23	.478	34	39	.872	12	32	44	20	24	1	12	19	5	117	103.0
11/23	OKC	@BOS	L	-	13	240	37	79	.468	6	24	.250	20	24	.833	8	32	40	22	23	0	6	17	7	100	102.8
11/24	OKC	@PHI	W	1	14	265	39	88	.443	6	21	.286	32	37	.865	18	24	42	21	20	0	11	12	5	116	103.7
11/26	OKC	V CHA	W	-	15	240	40	78	.513	13	27	.481	21	23	.913	9	45	54	31	21	0	3	16	7	114	104.4
11/28	OKC	V HOU	W	-	16	240	47	87	.540	9	22	.409	17	22	.773	15	31	46	26	22	0	10	16	11	120	105.4
11/30	OKC	V UTA	W	-	17	240	39	75	.520	4	9	.444	24	33	.727	16	31	47	21	19	1	11	21	14	106	105.4
12/01	OKC	@NO	W	-	18	240	40	79	.506	7	16	.438	13	17	.765	11	34	45	21	17	0	10	14	12	100	105.1
12/04	OKC	@BRK	W	-	19	240	40	66	.606	7	14	.500	30	34	.882	2	31	33	22	19	0	5	14	7	117	105.7
12/07	OKC	V LAL	W	-	20	240	41	84	.488	9	17	.529	23	28	.821	11	25	36	22	24	0	6	14	3	114	106.2
12/09	OKC	V IND	W	-	21	240	37	76	.487	5	19	.263	25	30	.833	9	31	40	16	16	0	4	10	5	104	106.0
12/12	OKC	V NO	W	-	22	240	31	71	.437	5	15	.333	25	32	.781	8	35	43	19	18	0	9	11	8	92	105.4
12/14	OKC	V SAC	W	-	23	240	41	83	.494	9	21	.429	22	22	1.000	14	29	43	29	24	0	10	18	6	113	105.7
12/17	OKC	V SA	W	-	24	240	38	85	.447	4	14	.286	27	30	.900	15	34	49	22	21	0	9	12	7	107	105.8
12/19	OKC	@ATL	W	-	25	240	36	84	.429	9	25	.360	19	20	.950	13	39	52	20	16	0	8	16	12	100	105.6
12/20	OKC	@MIN	L	-	26	240	33	82	.402	5	20	.250	22	26	.846	11	32	43	17	24	0	10	16	6	93	105.1
12/25	OKC	@MIA	L	-	27	240	30	71	.423	5	16	.313	32	38	.842	11	28	39	14	25	0	8	17	1	97	104.8
12/27	OKC	V DAL	W	-	128	265	39	93	.419	10	25	.400	23	28	.821	17	39	56	23	18	0	8	13	13	111	105.0
12/29	OKC	@HOU	W	-	29	240	45	94	.479	13	29	.448	21	23	.913	12	41	53	22	18	0	16	22	9	124	105.7
12/31	OKC	V PHO	W	-	30	240	44	87	.506	5	15	.333	21	24	.875	14	29	43	23	15	0	6	5	7	114	105.9
01/02	OKC	V BRK	L	-	31	240	36	73	.493	8	19	.421	13	17	.765	6	28	34	22	23	0	5	20	8	93	105.5
01/04	OKC	V PHI	W	-	32	240	39	75	.520	10	17	.588	21	27	.778	10	37	47	18	12	0	13	18	3	109	105.6
01/06	OKC	@TOR	W	-	33	240	38	77	.494	6	22	.273	22	24	.917	12	29	41	24	20	0	8	16	4	104	105.6
01/07	OKC	@WAS	L	-	34	240	34	80	.425	6	25	.240	25	30	.833	13	31	44	21	14	0	8	13	5	99	105.4
01/09	OKC	V MIN	W	-	35	240	36	76	.474	11	20	.550	23	27	.852	10	29	39	19	25	0	13	13	7	106	105.4
01/11	OKC	@LAL	W	-	36	240	44	87	.506	9	29	.310	19	28	.679	12	41	53	28	22	0	8	17	6	116	105.7
01/13	OKC	@POR	W	-	37	240	32	71	.451	6	23	.261	17	22	.773	6	37	43	20	19	0	6	16	3	87	105.2
01/14	OKC	@PHO	W	-	38	240	40	84	.476	5	17	.294	17	22	.773	9	33	42	16	18	0	9	11	6	102	105.1
01/16	OKC	V DEN	W	-	39	240	44	85	.518	9	19	.474	20	26	.769	15	20	35	24	27	0	11	14	11	117	105.4
01/18	OKC	@DAL	W	1	40	265	39	95	.411	6	20	.300	33	36	.917	18	35	53	13	23	0	8	17	2	117	105.7
01/20	OKC	@DEN	L	1	41	265	35	76	.461	8	24	.333	40	48	.833	11	28	39	22	28	1	10	24	5	118	106.0
01/22	OKC	@LAC	W	-	42	240	41	78	.526	15	27	.556	12	14	.857	10	27	37	24	26	1	6	16	4	109	106.1



2012-13 GAME-BY-GAME STATISTICS

DATE	TM	@ OPP	WL	O	G	MIN	FG	FGA	FG%	FG3	FG3A	FG3%	FT	FTA	FT%	OREB	DREB	REB	AST	PF	DQ	STL	TO	BLK	PTS	PPG	
01/23	OKC	@ GS	L	-	43	240	36	78	.462	5	16	.313	22	27	.815	9	30	39	20	20	0	9	19	7	99	105.9	
01/25	OKC	@ SAC	W	-	44	240	37	76	.487	6	23	.261	25	30	.833	8	39	47	27	20	0	10	20	6	105	105.9	
01/27	OKC	@ LAL	L	-	45	240	36	81	.444	4	16	.250	20	26	.769	10	29	39	24	26	0	9	10	6	96	105.7	
01/31	OKC	V MEM	W	-	46	240	40	72	.556	5	14	.357	21	25	.840	4	39	43	25	18	0	5	16	11	106	105.7	
02/02	OKC	@ CLE	L	-	47	240	41	83	.494	7	21	.333	21	26	.808	14	33	47	19	20	0	10	17	11	110	105.8	
02/04	OKC	V DAL	W	-	48	240	41	87	.471	10	25	.400	20	27	.741	8	40	48	25	19	0	11	11	8	112	105.9	
02/06	OKC	V GS	W	-	49	240	48	95	.505	8	23	.348	15	20	.750	10	40	50	29	12	0	12	12	16	119	106.2	
02/08	OKC	V PHO	W	-	50	240	50	87	.575	14	21	.667	13	18	.722	10	30	40	29	20	0	10	8	11	127	106.6	
02/10	OKC	@ PHO	W	-	51	240	34	76	.447	9	17	.529	20	27	.741	5	35	40	23	7	0	15	14	9	97	106.4	
02/12	OKC	@ UTA	L	-	52	240	38	68	.559	5	15	.333	13	23	.565	7	19	26	15	16	0	11	20	13	94	106.2	
02/14	OKC	V MIA	L	-	53	240	32	73	.438	3	13	.231	33	34	.971	5	30	35	16	23	1	5	16	5	100	106.0	
02/20	OKC	@ HOU	L	-	54	240	42	87	.483	11	28	.393	24	27	.889	13	35	48	25	22	1	6	23	11	119	106.3	
02/22	OKC	V MIN	W	-	55	240	48	83	.578	9	14	.643	22	22	1.000	8	33	41	28	26	1	7	18	7	127	106.7	
02/24	OKC	V CHI	W	-	56	240	36	79	.456	6	17	.353	24	27	.889	14	38	52	17	19	0	9	19	9	102	106.6	
02/27	OKC	V NO	W	-	57	240	42	76	.553	8	18	.444	27	28	.964	13	35	48	27	14	0	7	11	9	119	106.8	
03/01	OKC	@ DEN	L	-	58	240	36	83	.434	7	20	.350	24	34	.706	10	40	50	19	18	0	7	19	12	103	106.7	
03/03	OKC	@ LAC	W	-	59	240	38	80	.475	7	21	.333	25	34	.735	14	24	38	23	22	0	12	15	5	108	106.7	
03/05	OKC	V LAL	W	-	60	240	46	96	.479	8	23	.348	22	24	.917	14	28	42	20	27	0	10	2	5	122	107.0	
03/07	OKC	@ NY	W	-	61	240	31	70	.443	8	21	.381	25	29	.862	7	35	42	16	17	0	8	16	8	95	106.8	
03/08	OKC	@ CHA	W	-	62	240	46	81	.568	12	24	.500	12	16	.750	12	37	49	28	19	0	5	12	8	116	107.0	
03/10	OKC	V BOS	W	-	63	240	30	68	.441	4	16	.250	27	33	.818	3	38	41	21	22	0	9	15	6	91	106.7	
03/11	OKC	@ SA	L	-	64	240	33	77	.429	6	17	.353	21	24	.875	13	30	43	16	18	0	5	19	7	93	106.5	
03/13	OKC	V UTA	W	-	65	240	37	69	.536	7	16	.438	29	33	.879	11	37	48	20	27	0	9	25	7	110	106.5	
03/15	OKC	V ORL	W	-	66	240	42	76	.553	4	13	.308	29	43	.674	8	44	52	21	16	0	6	18	4	117	106.7	
03/17	OKC	@ DAL	W	-	67	240	39	80	.488	5	21	.238	24	30	.800	12	34	46	17	17	0	9	16	8	107	106.7	
03/19	OKC	V DEN	L	-	68	240	37	85	.435	4	25	.160	26	31	.839	12	33	45	21	24	0	8	15	8	104	106.7	
03/20	OKC	@ MEM	L	1	69	265	30	84	.357	2	18	.111	27	32	.844	14	32	46	9	28	0	7	15	7	89	106.4	
03/22	OKC	@ ORL	W	-	70	240	34	80	.425	5	21	.238	24	33	.727	10	39	49	17	14	0	8	13	11	97	106.3	
03/24	OKC	V POR	W	-	71	240	43	82	.524	4	11	.364	13	18	.722	9	34	43	23	14	0	12	11	5	103	106.2	
03/27	OKC	V WAS	W	-	72	240	29	63	.460	8	14	.571	37	41	.902	7	34	41	20	21	0	9	16	8	103	106.2	
03/29	OKC	@ MIN	L	-	73	240	36	79	.456	5	16	.313	16	20	.800	11	30	41	16	28	1	5	16	10	93	106.0	
03/30	OKC	@ MIL	W	-	74	240	40	75	.533	4	16	.250	25	32	.781	10	38	48	24	20	0	7	13	12	109	106.0	
04/04	OKC	V SA	W	-	75	240	38	82	.463	12	24	.500	12	13	.923	9	38	47	21	17	0	7	12	13	100	106.0	
04/05	OKC	@ IND	W	-	76	240	37	78	.474	4	12	.333	19	23	.826	15	38	53	18	21	0	4	13	4	97	105.8	
04/07	OKC	V NY	L	-	77	240	45	78	.577	9	17	.529	21	25	.840	10	27	37	23	22	0	5	13	11	120	106.0	
04/09	OKC	@ UTA	W	-	78	240	32	81	.395	9	21	.429	17	18	.944	10	36	46	18	19	0	12	11	7	90	105.8	
04/11	OKC	@ GS	W	-	79	240	42	83	.506	12	27	.444	20	23	.870	10	36	46	30	21	0	10	18	10	116	105.9	
04/12	OKC	@ POR	W	-	80	240	40	77	.519	9	22	.409	17	21	.810	7	33	40	16	17	0	8	14	9	106	106.0	
04/15	OKC	V SAC	W	-	81	240	42	92	.457	5	23	.217	15	20	.750	17	32	49	23	18	0	10	11	6	104	105.9	
04/17	OKC	V MIL	L	-	82	240	37	89	.416	3	21	.143	12	14	.857	13	31	44	16	14	0	8	8	2	89	105.7	
TOTALS						82	19830	3126	6504	.481	598	1588	.377	1819	2196	.828	854	2725	3579	1753	1654	11	679	1253	624	8669	105.7



2012-13 HIGHS AND LOWS

2012-13 THUNDER HIGHS AND LOWS

	TEAM HIGHS	OPPONENT	TEAM LOWS	OPPONENT
Points	127	(2x) MR: vs. MIN 2/22	84	at SAS; 11/1
1st Quarter	39	vs. ORL; 3/15	15	at MEM; 3/20
2nd Quarter	41	vs. LAL; 12/7	15	vs. MEM; 11/14
3rd Quarter	36	(2x) MR: at GSW; 4/12	16	(2x) MR: vs. DEN; 3/19
4th Quarter	36	vs. PHX; 2/8	13	at PHI; 11/24
1st Half	73	vs. ORL; 3/15	36	vs. NOH; 12/12
2nd Half	72	vs. PHX; 2/8	38	(2x) MR: vs. MIL; 4/17
Overtime	18	at PHI; 11/24	9	at DEN; 1/20
FG Made	50	vs. PHX; 2/8	27	at DET; 11/12
FG Attempted	96	vs. LAL; 3/5	63	vs. WAS; 3/27
FG Percentage	60	.6% at BKN; 12/4	35	.7% at MEM; 3/20
3P Made	15	at LAC; 1/22	1	at DET; 11/12
3P Attempted	29	(3x) MR: at LAL; 1/11	9	(2x) MR: vs. UTA; 11/30
3P Percentage	66	.7% vs. PHX; 2/8	10	.0% at DET; 11/12
FT Made	40	at DEN; 1/20	12	(4x) MR: vs. MIL; 4/17
FT Attempted	48	at DEN; 1/20	13	vs. SAS; 4/4
FT Percentage	100	.0% (2x) MR: vs. MIN; 2/22	56	.5% at UTA; 2/12
Off. Rebounds	18	(2x) MR: at DAL; 1/16	2	at BKN; 12/4
Def. Rebounds	45	vs. CHA; 11/26	19	at UTA; 2/12
Tot. Rebounds	56	vs. DAL; 12/27	26	at UTA; 2/12
Assists	31	(3x) MR: vs. CHA; 11/26	9	at MEM; 3/20
Steals	16	at HOU; 12/29	2	vs. POR; 11/2
Turnovers	25	vs. UTA; 3/13	2	vs. LAL; 3/5
Blocks	16	vs. GS; 2/6	1	at MIA; 12/25

2012-13 OPPONENT HIGHS AND LOWS

	TEAM HIGHS	OPPONENT	TEAM LOWS	OPPONENT
Points	122	at HOU; 2/20	69	(2x) MR: at PHX; 2/10
1st Quarter	36	at HOU; 2/20	12	vs. CHA; 11/26
2nd Quarter	39	vs. DEN; 3/19	9	vs. UTA; 3/13
3rd Quarter	38	at BKN; 12/4	7	at POR; 4/12
4th Quarter	39	at CLE; 2/2	8	at IND; 4/5
1st Half	65	(2x) MR: vs. NYK; 4/7	24	vs. CHA; 11/26
2nd Half	63	(4x) MR: at LAC; 3/3	29	vs. NOH; 2/27
Overtime	12	at DEN; 1/20	7	vs. DAL; 12/27
FG Made	46	vs. NYK; 4/7	23	vs. CHA; 11/26
FG Attempted	98	(3x) MR: at MIL; 3/30	72	(2x) MR: at IND; 4/5
FG Percentage	55	.4% at LAL; 1/27	29	.1% vs. CHI; 2/24
3P Made	15	(2x) MR: vs. NYK; 4/7	2	(2x) MR: at IND; 4/5
3P Attempted	34	(2x) MR: vs. NYK; 4/7	12	at NOH; 11/16
3P Percentage	58	.3% at NOH; 11/16	9	.5% at IND; 4/5
FT Made	31	vs. LAL; 3/5	5	at PHX; 2/10
FT Attempted	40	vs. LAL; 3/5	5	at PHX; 2/10
FT Percentage	100	.0% (4x) MR: at DAL; 3/17	55	.2% at LAL; 1/27
Off. Rebounds	21	(2x) MR: vs. MEM; 1/31	6	(4x) MR: vs. DAL; 2/4
Def. Rebounds	37	at LAL; 1/27	18	vs. NOH; 2/27
Tot. Rebounds	54	(3x) MR: at MEM; 3/20	25	vs. NOH; 2/27
Assists	31	at PHI; 11/24	10	at NY; 3/7
Steals	16	vs. LAC; 11/21	0	vs. LAL; 3/5
Turnovers	24	(2x) MR: at DEN; 1/20	6	vs. NYK; 4/7
Blocks	9	vs. DAL; 2/4	0	(3x) MR: vs. SAC 4/15

2012-13 INDIVIDUAL HIGHS



	HIGH	PLAYER	OPPONENT	DATE
Minutes	50	Durant	76ers	11/24
FG Made	16	Durant	Lakers	1/11
FG Attempted	31	Durant	Mavericks	1/18
3P Made	6	Sefolosha	Rockets	2/20
3P Attempted	11	Martin	Lakers	3/5
FT Made	21	Durant	Mavericks	1/18
FT Attempted	21	Durant	Clippers	11/21
Off. Rebounds	8	Ibaka	Mavericks	12/27
Def. Rebounds	15	Durant	Blazers	11/2
Tot. Rebounds	17	Ibaka	Mavericks	12/27
Assists	14	Westbrook	Kings	1/25
Steals	7	Westbrook	Jazz	11/30
Blocks	7	Ibaka	Jazz	2/12
Points	52	Durant	Mavericks	1/18
Points in Quarter	22	Durant	Heat	2/14
Points in a half	28	Durant	Mavericks	1/18

OPPONENTS INDIVIDUAL HIGHS

	HIGH	PLAYER	OPPONENT	DATE
Minutes	48	Conley	Grizzlies	3/20
FG Made	15	Anthony	Knicks	4/7
FG Attempted	29	Anthony	Knicks	4/7
3P Made	7	Harden	Rockets	2/20
3P Attempted	14	Curry	Warriors	1/23
FT Made	12	Wall	Wizards	3/27
FT Attempted	15	Wall	Wizards	3/27
Off. Rebounds	9	Randolph	Grizzlies	1/31
Def. Rebounds	13	Aldridge	Blazers	11/2
Tot. Rebounds	19	Randolph	Grizzlies	1/31
Assists	16	Rondo	Celtics	11/23
Steals	6	Harkless	Magic	3/15
Blocks	4	Harkless	Magic	3/22
Points	46	Harden	Rockets	2/20



2012-13 INDIVIDUAL AND TEAM HIGHS

PLAYER	MINUTES	FIELD GOALS	FREE THROWS	OFFENSIVE REBOUNDS	DEFENSIVE REBOUNDS	TOTAL REBOUNDS	ASSISTS	STEALS	TURNOVERS	BLOCKED SHOTS	POINTS
RONNIE BREWER N.Y.-OKC.	37 NOV. 9 vs Dall.	5 (2) NOV. 30 vs Wash.	4 NOV. 20 at N.O.	5C APR. 15 vs Sac.	10C NOV. 5 at Phil.	13C APR. 15 vs Sac.	3 (4) APR. 15 vs Sac.	4 DEC. 9 vs Den.	2 (3) FEB. 27 vs N.O.	2 DEC. 6 at Miami	13 (2) NOV. 9 vs Dall.
RONNIE BREWER OKC.	31 APR. 15 vs Sac.	2 (2) MAR. 13 vs Utah	0 APR. 15 vs Sac.	5C APR. 15 vs Sac.	8 APR. 15 vs Sac.	13C APR. 15 vs Sac.	3 APR. 12 at Port.	2 (2) FEB. 27 vs N.O.	2 FEB. 27 vs N.O.	0	5 FEB. 27 vs N.O.
NICK COLLISON	41 JAN. 22 at LA-C	6 (2) DEC. 29 at Hou.	4 (3) JAN. 31 vs Mem.	6 DEC. 17 vs S.A.	7 APR. 4 at Phil.	10 (2) DEC. 29 at Phil.	5 (3) MAR. 13 vs Utah	3 (3) MAR. 13 vs Utah	3 (6) MAR. 11 at S.A.	2 (3) MAR. 20 at Mem.	14 NOV. 24 at Phil.
KEVIN DURANT	50 (2) JAN. 18 at Dall.	16 JAN. 11 at LA-L	21 JAN. 18 at Dall.	3 MAR. 20 at Mem.	15 NOV. 2 vs Port.	17 NOV. 2 vs Port.	11C FEB. 20 at Hou.	5 (2) JAN. 16 vs Den.	8 MAR. 13 vs Utah	4 (5) APR. 7 vs N.Y.	52C JAN. 18 at Dall.
DEREK FISHER Dal.-OKC.	36 DEC. 12 at Bos.	6 APR. 4 vs S.A.	7 DEC. 15 at S.A.	1 (2) MAR. 11 at S.A.	3 (4) MAR. 22 at Ori.	3 (5) MAR. 22 at Ori.	6 DEC. 10 vs Sac.	2 (6) APR. 9 at Utah	5 DEC. 15 at Minn.	2T DEC. 12 at Bos.	20 DEC. 15 at S.A.
DEREK FISHER OKC.	22 MAR. 30 at Milw.	6 APR. 4 vs S.A.	2 (6) APR. 17 vs Milw.	1 (2) MAR. 11 at S.A.	3 MAR. 22 at Ori.	3 (2) MAR. 22 at Ori.	3 MAR. 8 at Cha.	2 (4) APR. 9 at Utah	3 MAR. 13 vs Utah	1 MAR. 30 at Milw.	17 APR. 4 vs S.A.
SERGE IBAKA	45 JAN. 18 at Dall.	12C JAN. 7 at Wash.	7 NOV. 9 vs Det.	8 (2) DEC. 27 vs Dall.	12 (2) MAR. 11 at S.A.	17 (2) DEC. 27 vs Dall.	4C (2) FEB. 8 vs Phoe.	3C JAN. 4 vs Phil.	5C JAN. 6 at Tor.	8 MAR. 30 at Milw.	26C JAN. 7 at Wash.
REGGIE JACKSON	36C APR. 17 vs Milw.	8C APR. 17 vs Milw.	7C APR. 17 vs Milw.	2 (3) APR. 15 vs Sac.	7C FEB. 10 at Phoe.	7C (2) FEB. 10 at Phoe.	7 JAN. 16 at Phoe.	3T FEB. 10 at Phoe.	4 DEC. 29 at Hou.	2C (2) APR. 4 vs Milw.	23C APR. 17 vs Milw.
PERRY JONES	39C APR. 17 vs Milw.	7C APR. 17 vs Milw.	3C FEB. 27 vs N.O.	2C APR. 17 vs Milw.	7C APR. 17 vs Milw.	9C APR. 17 vs Milw.	2C (3) JAN. 31 vs Mem.	1C (5) APR. 17 vs Milw.	3C NOV. 26 vs Cha.	1C (6) MAR. 8 at Cha.	14C APR. 17 vs Milw.
JEREMY LAMB	41C APR. 17 vs Milw.	6C MAR. 17 vs Wash.	6C MAR. 27 vs Wash.	2C APR. 17 vs Milw.	5C APR. 17 vs Milw.	7C APR. 17 vs Milw.	2C APR. 17 vs Milw.	1C (2) APR. 17 vs Chi.	2C (2) APR. 17 vs Milw.	1C (2) APR. 17 vs Milw.	13C APR. 17 vs Milw.
DEANDRE LIGGINS	40C JAN. 13 at Port.	4C JAN. 13 at Port.	3C JAN. 25 at S.A.	2 (2) JAN. 25 at S.A.	9C JAN. 13 at Port.	9C JAN. 13 at Port.	2T JAN. 13 at Port.	3T FEB. 12 at Utah	3C (2) JAN. 25 at Sac.	1C (3) JAN. 27 at LA-L	11C JAN. 13 at Port.
KEVIN MARTIN	37 (2) JAN. 20 at Den.	9 (2) JAN. 25 at S.A.	8 (2) NOV. 12 at Det.	3 (2) MAR. 19 vs Den.	7 DEC. 27 vs Dall.	7 DEC. 27 vs Dall.	5 (3) MAR. 5 vs LA-L	4 JAN. 23 at G.S.	5 JAN. 25 at Sac.	1 (8) APR. 4 vs S.A.	28 NOV. 4 vs Atl.
DANIEL ORTON	22 APR. 15 vs Sac.	4T APR. 15 vs Sac.	3 FEB. 10 at Phoe.	5C APR. 15 vs Sac.	3 APR. 17 vs Milw.	7C APR. 15 vs Sac.	1 (4) APR. 11 at G.S.	3 APR. 15 vs Sac.	2T APR. 15 vs Sac.	1 (3) FEB. 24 vs Chi.	10 APR. 15 vs Sac.
KENDRICK PERKINS	35 MAR. 11 at S.A.	8 FEB. 8 vs Phoe.	3 (6) FEB. 4 vs Dall.	5 (2) DEC. 31 vs Phoe.	13 MAR. 20 at Mem.	15 MAR. 20 at Mem.	6T NOV. 9 vs Det.	3T FEB. 10 at Phoe.	4 (6) MAR. 29 at Minn.	4 (2) FEB. 27 vs N.O.	17 FEB. 8 vs Phoe.
THABO SEFOLOSHA	44 DEC. 20 at Minn.	11C FEB. 20 at Hou.	5 MAR. 20 at Mem.	3 (4) APR. 4 vs S.A.	9 MAR. 1 at Den.	12 MAR. 1 at Den.	5 (2) MAR. 1 at Den.	4 DEC. 20 at Minn.	4 NOV. 24 at Phil.	3 MAR. 1 at S.A.	28C FEB. 20 at Hou.
HASHEEM THABEET	27 NOV. 26 vs Cha.	5T NOV. 26 vs Cha.	6T NOV. 6 vs Tor.	4T (3) APR. 17 vs Milw.	7T NOV. 26 vs Cha.	10 NOV. 26 vs Cha.	2T APR. 17 vs Milw.	2T (7) APR. 17 vs Milw.	4C JAN. 14 at Phoe.	4 APR. 12 at Port.	13C NOV. 26 vs Cha.
RUSSELL WESTBROOK	48 JAN. 20 at Den.	15 (2) APR. 7 vs N.Y.	15 JAN. 20 at Den.	6 DEC. 25 at Miami	11C MAR. 30 at Milw.	13 (2) MAR. 30 at Milw.	14 JAN. 25 at Sac.	11 NOV. 30 vs Utah	8 (3) DEC. 20 at Minn.	2 (3) APR. 11 at G.S.	38 MAR. 1 at Den.
THUNDER High Games	265 (6) MAR. 20 at Mem.	50 FEB. 8 vs S.A.	40 JAN. 20 at Den.	18 (2) JAN. 18 at Dall.	45 NOV. 26 vs Cha.	56 DEC. 27 vs Dall.	31 (3) NOV. 26 vs Cha.	16 DEC. 29 at Hou.	25 MAR. 13 vs Utah	16 FEB. 6 vs G.S.	127 (2) FEB. 22 vs Minn.
THUNDER Low Games	240 (76) APR. 17 vs Milw.	27 NOV. 12 at Det.	12 (4) APR. 17 vs Milw.	2 DEC. 4 at Brk.	19 FEB. 12 at Utah	26 FEB. 12 at Utah	9 MAR. 20 at Mem.	2 NOV. 2 vs Port.	2 MAR. 5 vs LA-L	1 DEC. 25 at Miami	84 NOV. 1 at S.A.
OPPONENTS High Games	265 (6) MAR. 20 at Mem.	46 APR. 7 vs N.Y.	31 JAN. 5 vs LA-L	21 (2) JAN. 31 vs Mem.	37 (2) APR. 9 at Utah	54 MAR. 20 at Mem.	31 NOV. 24 at Phil.	16 NOV. 21 vs LA-C	24 (2) JAN. 20 at Den.	9 FEB. 4 vs Dall.	125 APR. 7 vs N.Y.
OPPONENTS Low Games	240 (76) APR. 17 vs Milw.	23 NOV. 26 vs Cha.	10 FEB. 10 at Phoe.	6 (5) APR. 9 at Utah	18 FEB. 27 vs N.O.	25 FEB. 27 vs N.O.	10 MAR. 7 at N.Y.	0 MAR. 5 vs LA-L	6 APR. 7 vs N.Y.	0 (4) APR. 15 vs Sac.	69 (2) FEB. 10 at Phoe.

*C indicates a new career-high. *T a tied career-high.
Numbers in parentheses indicate the number of games in which a player or team has reached a given total (if more than one).

2012-13 LEADERS/BACK-TO-BACK



2012-13 THUNDER GAME LEADERS

	10+ Pts	Totals 20+ Pts	30+ Pts	Double-Doubles 10+ Reb 10+ Ast	Game Leaders Pts/Reb Pts/Ast	Pts	Reb	Ast
Ronnie Brewer	0	0	0	1	0	0	2	0
Nick Collison	11	0	0	2	0	1	0	4
Kevin Durant*	81	71	33	19	3	19	3	56
Derek Fisher	4	0	0	0	0	0	0	0
Serge Ibaka	61	6	0	17	0	15	0	2
Reggie Jackson	10	1	0	0	0	0	1	3
Perry Jones	1	0	0	0	0	0	1	0
Jeremy Lamb	1	0	0	0	0	0	0	0
DeAndre Liggins	1	0	0	0	0	0	0	0
Kevin Martin	58	10	0	0	0	0	3	0
Eric Maynor	2	0	0	0	0	0	0	0
Daniel Orton	1	0	0	0	0	0	0	0
Kendrick Perkins	7	0	0	9	0	0	0	16
Thabo Sefolosha	21	2	0	1	0	0	1	0
Hasheem Thabeet	3	0	0	1	0	1	0	3
Russell Westbrook**	81	55	16	8	16	8	16	23

*Kevin Durant recorded three triple-doubles on the season

**Russell Westbrook recorded one triple-double on the season

2012-13 THUNDER BACK-TO-BACK SETS

1.	11/1 at San Antonio	L, 84-86	11/2 vs. Portland	W, 106-92	1-1
2.	11/8 at Chicago	W, 97-91	11/9 vs. Detroit	W105-94	2-0
3.	11/11 vs. Cleveland	W, 106-91	11/12 at Detroit	W, 92-90	2-0
4.	11/23 at Boston	L, 100-108	11/24 at Philadelphia	W, 116-109 (OT)	1-1
5.	11/30 vs. Utah	W, 106-94	12/1 at New Orleans	W, 100-79	2-0
6.	12/19 at Atlanta	W, 100-92	12/20 at Minnesota	L, 93-99	1-1
7.	1/6 at Toronto	W, 104-92	1/7 at Washington	L, 99-101	1-1
8.	1/13 at Portland	W, 87-83	1/14 at Phoenix	W, 102-90	2-0
9.	1/22 at L.A. Clippers	W, 109-97	1/23 at Golden State	L, 99-104	1-1
10.	3/7 at New York	W, 95-94	3/8 at Charlotte	W, 116-94	2-0
11.	3/10 vs. Boston	W, 91-79	3/11 at San Antonio	L, 93-105	1-1
12.	3/19 vs. Denver	L, 104-114	3/20 at Memphis	L, 89-90 (OT)	0-2
13.	3/29 at Minnesota	L, 93-101	3/30 at Milwaukee	W, 109-99	1-1
14.	4/4 vs. San Antonio	W, 100-88	4/5 at Indiana	W, 97-75	2-0
15.	4/11 at Golden State	W, 116-97	4/12 at Portland	W, 106-90	2-0

(15 back-to-backs and one back-to-back-to-back: 21-9 record total; 11-4 on the first night and 10-5 on the second night)



2012-13 INJURIES/STARTING LINEUPS

2012-13 THUNDER GAMES LOST DUE TO INJURY OR ILLNESS

PLAYER	DATE(S)	GAMES	INJURY OR ILLNESS
Hasheem Thabeet	11/9-11/11	2	left ankle sprain
Perry Jones	12/7-12/17	5	left ankle sprain
Kevin Martin	12/20	1	right quad contusion
Serge Ibaka	1/13-1/14	2	chest contusion
Thabo Sefolosha	1/13	1	neck strain
Jeremy Lamb	2/2-2/14	7	lower back strain
Kevin Martin	2/10	1	flu like symptoms
Kendrick Perkins	2/20	1	left knee strain
Hasheem Thabeet	3/15-3/19	3	sore lower back
Kevin Martin	4/12-4/15	2	lower back spasms
Kendrick Perkins	4/12-4/17	3	right hamstring tightness
Derek Fisher	4/15	1	left foot soreness

TOTAL GAMES MISSED (8 PLAYERS): 29 GAMES

THUNDER STARTING LINEUPS

FORWARD	FORWARD	CENTER	GUARD	GUARD	GS	W	L
Durant	Ibaka	Perkins	Sefolosha	Westbrook	76	56	20
Durant	Ibaka	Thabeet	Sefolosha	Westbrook	3	2	1
Durant	Collison	Perkins	Sefolosha	Westbrook	1	1	0
Durant	Collison	Thabeet	Liggins	Westbrook	1	1	0
Jones	Ibaka	Thabeet	Sefolosha	Westbrook	1	0	1

Total: 5 DIFFERENT STARTING LINEUPS

82 60 22

STARTER	GS	W	L
Brewer	0	0	0
Collison	2	2	0
Durant	81	60	21
Fisher	0	0	0
Ibaka	80	58	22
Jackson	--	--	--
Jones	1	0	1
Lamb	--	--	--
Liggins	1	1	0
Martin	--	--	--
Perkins	78	58	20
Sefolosha	81	59	22
Thabeet	4	2	2
Westbrook	82	60	22

2012-13 TRANSACTIONS



Jun. 28	Selected Perry Jones with the No. 28 overall pick in the first round of the 2012 NBA Draft
Jul. 11	Signed Hasheem Thabeet to a free agent contract
Aug. 18	Signed Serge Ibaka to a contract extension
Sep. 12	Signed DeAndre Liggins to a free agent contract
Oct. 27	Acquired Kevin Martin and Jeremy Lamb, two first round picks and a second round pick from the Houston Rockets in exchange for James Harden, Cole Aldrich, Daequan Cook and Lazar Hayward
Oct. 29	Exercised third year contract option on Reggie Jackson
Oct. 31	Signed Daniel Orton to a free agent contract
Nov. 22	Assigned DeAndre Liggins and Daniel Orton to the Tulsa 66ers of the NBA D-League
Nov. 29	Assigned Jeremy Lamb to the Tulsa 66ers of the NBA D-League
Dec. 1	Recalled DeAndre Liggins from the Tulsa 66ers of the NBA D-League
Dec. 3	Assigned Perry Jones to the Tulsa 66ers of the NBA D-League
Dec. 7	Recalled Perry Jones, Jeremy Lamb and Daniel Orton from the Tulsa 66ers of the NBA D-League
Dec. 8	Assigned Reggie Jackson, Jeremy Lamb and Daniel Orton to the Tulsa 66ers of the NBA D-League
Dec. 10	Recalled Jeremy Lamb and Daniel Orton from the Tulsa 66ers of the NBA D-League
Dec. 14	Assigned Jeremy Lamb and Daniel Orton to the Tulsa 66ers of the NBA D-League
Dec. 17	Recalled Jeremy Lamb and Daniel Orton from the Tulsa 66ers of the NBA D-League
Dec. 19	Assigned Perry Jones and DeAndre Liggins to the Tulsa 66ers of the NBA D-League
Dec. 21	Assigned Reggie Jackson to the Tulsa 66ers of the NBA D-League
Dec. 23	Recalled Reggie Jackson, Perry Jones and DeAndre Liggins from the Tulsa 66ers of the NBA D-League
Dec. 27	Assigned Perry Jones, DeAndre Liggins and Daniel Orton to the Tulsa 66ers of the NBA D-League
Dec. 31	Recalled Perry Jones, DeAndre Liggins and Daniel Orton from the Tulsa 66ers of the NBA D-League
Jan. 4	Assigned Perry Jones, Jeremy Lamb and Daniel Orton to the Tulsa 66ers of the NBA D-League
Jan. 11	Recalled Jeremy Lamb from the Tulsa 66ers of the NBA D-League
Jan. 13	Recalled Perry Jones and Daniel Orton from the Tulsa 66ers of the NBA D-League
Jan. 21	Assigned Jeremy Lamb and Daniel Orton to the Tulsa 66ers of the NBA D-League
Jan. 28	Recalled Jeremy Lamb and Daniel Orton from the Tulsa 66ers of the NBA D-League
Feb. 21	Acquired a trade exception and draft rights to Georgios Printezis from the Trail Blazers in exchange for Eric Maynor
Feb. 21	Acquired Ronnie Brewer from the Knicks in exchange for a 2014 second round pick and cash considerations
Feb. 25	Signed Derek Fisher to a free agent contract
Feb. 28	Assigned Perry Jones, Jeremy Lamb and DeAndre Liggins to the Tulsa 66ers of the NBA D-League
Mar. 4	Recalled Perry Jones, Jeremy Lamb and DeAndre Liggins from the Tulsa 66ers of the NBA D-League
Mar. 7	Assigned DeAndre Liggins and Daniel Orton to the Tulsa 66ers of the NBA D-League
Mar. 10	Assigned Perry Jones and Jeremy Lamb to the Tulsa 66ers of the NBA D-League
Mar. 13	Recalled Perry Jones from the Tulsa 66ers of the NBA D-League
Mar. 18	Recalled Jeremy Lamb, DeAndre Liggins and Daniel Orton from the Tulsa 66ers of the NBA D-League
Mar. 23	Assigned Perry Jones, DeAndre Liggins and Daniel Orton to the Tulsa 66ers of the NBA D-League
Mar. 26	Recalled Perry Jones, DeAndre Liggins and Daniel Orton from the Tulsa 66ers of the NBA D-League
Apr. 6	Assigned Jeremy Lamb and DeAndre Liggins to the Tulsa 66ers of the NBA D-League
Apr. 7	Recalled Jeremy Lamb and DeAndre Liggins from the Tulsa 66ers of the NBA D-League
Apr. 9	Assigned Perry Jones, Jeremy Lamb and DeAndre Liggins to the Tulsa 66ers of the NBA D-League
Apr. 15	Recalled Perry Jones, Jeremy Lamb and DeAndre Liggins from the Tulsa 66ers of the NBA D-League
Apr. 19	Assigned Perry Jones, Jeremy Lamb and DeAndre Liggins to the Tulsa 66ers of the NBA D-League
Apr. 20	Recalled Perry Jones, Jeremy Lamb and DeAndre Liggins from the Tulsa 66ers of the NBA D-League





2012-13 STANDINGS/HEAD-TO-HEAD

NBA EASTERN CONFERENCE

ATLANTIC DIVISION	W	L	PCT	GB	HOME	ROAD	LAST-10	STREAK
New York	54	28	.659	-	31-10	23-18	8-2	Won 1
Brooklyn	49	33	.598	5	26-15	23-18	7-3	Won 2
Boston	41	40	.506	12.5	27-13	14-27	4-6	Lost 1
Philadelphia	34	48	.415	20	23-18	11-30	5-5	Won 1
Toronto	34	48	.415	20	21-20	13-28	7-3	Won 5
CENTRAL DIVISION	W	L	PCT	GB	HOME	ROAD	LAST-10	STREAK
Indiana	49	32	.605	-	30-11	19-21	5-5	Lost 3
Chicago	45	37	.549	4.5	24-17	21-20	5-5	Won 2
Milwaukee	38	44	.463	11.5	21-20	17-24	3-7	Won 1
Detroit	29	53	.354	20.5	18-23	11-30	5-5	Lost 1
Cleveland	24	58	.293	25.5	14-27	10-31	2-8	Lost 6
SOUTHEAST DIVISION	W	L	PCT	GB	HOME	ROAD	LAST-10	STREAK
Miami	66	16	.805	-	37-4	29-12	9-1	Won 8
Atlanta	44	38	.537	22	25-16	19-22	4-6	Lost 2
Washington	29	53	.354	37	22-19	7-34	3-7	Lost 6
Charlotte	21	61	.256	45	15-26	6-35	4-6	Won 3
Orlando	20	62	.244	46	12-29	8-33	2-8	Lost 3

NBA WESTERN CONFERENCE

SOUTHWEST DIVISION	W	L	PCT	GB	HOME	ROAD	LAST-10	STREAK
San Antonio	58	24	.707	-	35-6	23-18	3-7	Lost 3
Memphis	56	26	.683	2	32-9	24-17	8-2	Won 2
Houston	45	37	.549	13	29-12	16-25	6-4	Lost 2
Dallas	41	41	.500	17	24-17	17-24	6-4	Won 1
New Orleans	27	55	.329	31	16-25	11-30	2-8	Lost 5
NORTHWEST DIVISION	W	L	PCT	GB	HOME	ROAD	LAST-10	STREAK
Oklahoma City	60	22	.732	-	34-7	26-15	7-3	Lost 1
Denver	57	25	.695	3	38-3	19-22	8-2	Won 3
Utah	43	39	.524	17	30-11	13-28	7-3	Lost 1
Portland	33	49	.402	27	22-19	11-30	0-10	Lost 13
Minnesota	31	51	.378	29	20-21	11-30	5-5	Won 1
PACIFIC DIVISION	W	L	PCT	GB	HOME	ROAD	LAST-10	STREAK
L.A. Clippers	56	26	.683	-	32-9 24-17	7-3	Won	7
Golden State	47	35	.573	9	28-13 19-22	6-4	Won	2
L.A. Lakers	45	37	.549	11	29-12 16-25	8-2	Won	5
Sacramento	28	54	.341	28	20-21 8-33	2-8	Lost	4
Phoenix	25	57	.305	31	17-24 8-33	2-8	Lost	1

HEAD-TO-HEAD WIN GRID

	ATL	BOS	CHA	CHI	CLE	DAL	DEN	DET	GS	HOU	IND	LAC	LAL	MEM	MIA	MIL	MIN	NO	NY	OKC	ORL	PHI	PHO	POR	SAC	SA	TOR	UTA	WAS	W	L	PCT	GB	LAST-10	STREAK			
ATLANTIC DIVISION																																						
NY	3	3	2	2	0	3	1	1	4	0	0	2	0	1	1	3	3	2	2	1	4	3	2	0	1	2	2	2	3	54	28	.659	-	82	Won	2		
BOS	2	3	1	3	1	1	1	1	4	0	3	1	0	0	0	1	2	2	1	4	3	2	2	2	0	3	0	3	49	33	.598	5	73	Won	2			
BOS	3	1	2	2	2	1	1	1	1	1	2	1	1	0	1	1	1	0	1	1	3	2	2	1	1	0	3	41	40	.505	12.5	46	Lost	1				
PHI	2	2	1	3	0	3	1	1	1	1	1	2	0	1	1	0	1	1	1	1	1	1	2	0	3	1	2	34	48	.415	20	55	Won	1				
TOR	1	1	1	2	2	2	1	1	2	0	1	2	1	1	0	0	0	2	2	2	0	1	2	1	0	0	2	34	48	.415	20	73	Won	5				
CENTRAL DIVISION																																						
IND	2	0	0	3	3	4	2	0	4	1	2	1	1	2	2	2	2	2	0	2	2	2	1	2	0	2	1	3	49	32	.605	-	55	Lost	3			
CHI	2	2	3	2	3	1	0	0	3	2	0	1	0	1	0	2	2	2	1	4	0	4	3	1	0	1	0	2	45	37	.549	4.5	55	Won	2			
MIL	0	3	3	2	2	2	1	0	1	2	1	2	0	1	0	1	0	1	2	3	2	2	2	2	0	1	1	38	44	.463	11.5	37	Won	1				
DET	1	2	0	3	1	4	0	0	0	0	0	0	0	0	0	1	3	0	0	0	2	2	1	1	1	1	2	29	53	.354	20.5	55	Lost	1				
CLE	2	2	0	2	1	0	0	0	0	0	0	1	1	0	0	2	0	1	0	1	3	1	0	1	0	0	2	34	58	.293	25.5	28	Lost	6				
SOUTHWEST DIVISION																																						
MIA	4	3	3	4	2	4	2	2	2	2	1	2	1	1	2	1	3	2	2	1	2	4	4	2	1	2	3	66	16	.805	-	51	Won	8				
ATL	1	2	4	1	2	1	1	2	0	0	2	1	1	2	0	4	1	1	1	4	2	1	1	2	2	0	2	44	38	.537	22	46	Lost	2				
WAS	0	1	1	2	0	2	0	0	0	1	1	1	1	1	1	1	2	1	2	1	2	2	0	2	0	2	0	29	53	.354	20.5	55	Lost	6				
CHA	0	0	0	1	1	1	0	1	1	1	1	0	1	0	0	2	2	0	1	0	3	1	0	0	0	2	0	21	61	.256	45	46	Won	3				
ORL	0	0	0	1	0	1	1	1	2	2	0	1	1	1	1	0	0	1	1	0	0	2	2	1	0	0	2	20	62	.244	46	28	Lost	3				
SOUTHWEST DIVISION																																						
SA	2	0	2	2	2	2	4	2	1	2	2	3	2	2	2	0	2	3	2	2	2	2	2	1	4	2	2	58	26	.707	-	37	Lost	3				
MEM	0	2	2	2	2	2	3	1	2	3	1	2	1	2	2	1	2	2	2	2	2	2	2	2	2	2	1	45	37	.549	13	64	Lost	2				
HOU	1	1	1	1	1	1	2	1	2	3	0	1	1	1	1	1	1	2	3	1	0	2	1	3	4	0	1	41	41	.500	17	64	Won	1				
NO	1	2	0	2	1	1	1	1	2	0	1	0	1	0	2	0	1	1	0	0	1	1	2	2	1	0	1	27	55	.329	31	28	Lost	5				
NORTHWEST DIVISION																																						
OKC	1	1	1	2	2	2	4	1	2	3	2	2	2	3	3	1	0	1	2	2	4	1	2	4	4	3	2	60	22	.732	-	73	Lost	3				
DEN	1	1	2	2	2	2	2	2	2	2	3	4	2	2	3	3	0	1	2	2	1	2	3	1	3	0	2	57	25	.695	3	82	Won	1				
UTA	0	0	2	2	2	1	2	1	2	2	1	1	0	2	1	1	1	4	3	0	1	2	1	2	1	2	43	39	.524	17	73	Lost	1					
POR	1	1	1	0	2	2	1	1	1	1	0	2	1	1	1	1	1	1	4	1	2	0	1	1	1	1	1	33	49	.402	27	610	Lost	13				
MIN	1	1	1	0	0	2	2	2	2	0	1	1	1	0	0	0	0	2	3	0	2	1	3	0	2	2	0	1	31	51	.378	29	55	Won	1			
PACIFIC DIVISION																																						
LAC	1	1	1	2	2	1	2	1	2	1	2	1	1	1	1	2	4	3	1	1	2	3	3	2	1	4	1	56	26	.683	-	73	Won	7				
GS	2	1	2	2	2	1	2	1	2	1	1	1	1	1	1	0	4	4	1	1	1	1	0	1	4	1	2	47	35	.573	9	64	Won	2				
LAL	1	1	2	2	1	1	3	0	1	2	3	2	1	0	1	1	1	3	4	1	1	1	1	3	3	1	1	45	37	.549	11	82	Won	5				
SAC	0	1	0	2	2	1	1	1	1	1	1	1	1	1	1	1	1	1	1	1	1	1	1	1	1	1	1	45	37	.549	11	82	Won	5				
PHO	1	0	0	2	2	1	2	1	1	1	0	2	0	1	1	2	0	0	0	1	1	0	1	2	1	0	1	25	57	.305	31	28	Lost	1				

2012-13 LEAGUE LEADERS



SCORING AVERAGE	G	FG	FT	PTS	AVG	FIELD GOAL PCT.	FG	FGA	PCT
Anthony, N.Y.	67	669	425	1920	28.7	Jordan, LA-C	314	488	.643
Durant, OKC.	81	731	679	2280	28.1	Howard, LA-L	470	813	.578
Bryant, LA-L	78	738	525	2133	27.3	McGee, Den.	303	527	.575
James, Mia.	76	765	403	2036	26.8	Ibaka, OKC.	446	778	.573
Harden, Hou.	78	585	674	2023	25.9	James, Mia.	765	1354	.565
Westbrook, OKC.	82	673	460	1903	23.2	Hickson, Por.	418	744	.562
Curry, G.S.	78	626	262	1786	22.9	Splitter, S.A.	315	563	.560
Wade, Mia.	69	569	308	1463	21.2	Johnson, Tor.	336	606	.554
Aldridge, Por.	74	638	282	1560	21.1	Faried, Den.	380	689	.552
Lopez, Bkn.	74	570	297	1437	19.4	Horford, Atl.	576	1060	.543
Ellis, Mil.	82	597	289	1577	19.2				
Lillard, Por.	82	553	271	1562	19.0	3-PT FIELD GOAL	3FG	3GA	PCT
D. Williams, Bkn.	78	495	317	1476	18.9	Calderon, Tor-Det.	130	282	.461
Pierce, Bos.	77	476	333	1430	18.6	Korver, Atl.	189	414	.457
Lee, G.S.	79	602	255	1459	18.5	Curry, G.S.	272	600	.453
Gay, Mem.-Tor.	75	521	240	1366	18.2	Ilyasova, Mil.	95	214	.444
DeRozan, Tor.	82	548	355	1485	18.1	Nash, LA-L	57	130	.438
J. Smith, N.Y.	80	527	237	1446	18.1	Battier, Mia.	136	316	.430
Griffin, LA-C	80	577	281	1440	18.0	Green, S.A.	177	413	.429
Jefferson, Utah	78	611	167	1391	17.8	Dunleavy, Mil.	128	299	.428
						Green, LA-C	71	166	.428
						Martin, OKC.	158	371	.426
REBOUNDS PER GAME	G	OFF	DEF	TOT	AVG	FREE THROW PCT.	FT	FTA	PCT
Howard, LA-L	76	251	694	945	12.4	Durant, OKC.	679	750	.905
Vucevic, Ori.	77	273	644	917	11.9	Curry, G.S.	262	291	.900
Asik, Hou.	82	275	681	956	11.7	Redick, Ori.-Mil.	171	190	.900
Randolph, Mem.	76	310	544	854	11.2	Martin, OKC.	219	246	.890
Lee, G.S.	79	218	668	886	11.2	Allen, Mia.	140	158	.886
Evans, Bkn.	80	260	628	888	11.1	Paul, LA-C	286	323	.885
Hickson, Por.	80	266	562	828	10.4	Thomas, Sac.	253	287	.882
Horford, Atl.	74	195	562	757	10.2	Teague, Atl.	199	226	.881
Cousins, Sac.	75	222	524	746	9.9	Collison, Dal.	242	275	.880
Boozer, Chi.	79	175	596	771	9.8	Crawford, LA-C	216	248	.871
Monroe, Det.	81	236	541	777	9.6				
Sanders, Mil.	71	224	448	672	9.5				
Thompson, Cle.	82	306	467	773	9.4				
Jefferson, Utah	78	156	564	720	9.2	STEALS PER GAME	G	STL	AVG
Faried, Den.	80	260	474	734	9.2	Paul, LA-C	70	169	2.41
Aldridge, Por.	74	175	495	670	9.1	Rubio, Min.	57	137	2.40
Okafor, Was.	79	199	493	692	8.8	Conley, Mem.	80	174	2.18
Smith, Atl.	76	133	506	639	8.4	Ellis, Mil.	82	169	2.06
Hibbert, Ind.	79	296	360	656	8.3	Walker, Cha.	82	160	1.95
Griffin, LA-C	80	186	476	662	8.3	Wade, Mia.	69	128	1.86
						Harden, Hou.	78	142	1.82
						George, Ind.	79	143	1.81
						Westbrook, OKC.	82	145	1.77
						T. Young, Phi.	76	133	1.75
ASSISTS PER GAME	G	AST	AVG			BLOCKS PER GAME	G	BLK	AVG
Rondo, Bos.	38	420	11.1			Ibaka, OKC.	80	242	3.03
Paul, LA-C	70	678	9.7			Sanders, Mil.	71	201	2.83
Vasquez, N.O.	78	704	9.0			Duncan, S.A.	69	183	2.65
Jr. Holiday, Phi.	78	625	8.0			Hibbert, Ind.	79	206	2.61
D. Williams, Bkn.	78	604	7.7			Howard, LA-L	76	186	2.45
Parker, S.A.	66	499	7.6			Noah, Chi.	66	141	2.14
Westbrook, OKC.	82	607	7.4			Lopez, Bkn.	74	154	2.08
Dragic, Pho.	77	569	7.4			McGee, Den.	79	157	1.99
Nelson, Ori.	56	413	7.4			Smith, Atl.	76	136	1.79
Rubio, Min.	57	418	7.3			Biyombo, Cha.	80	143	1.79
James, Mia.	76	551	7.3						
Teague, Atl.	80	579	7.2			MINUTES PER GAME	G	MIN	AVG
Calderon, Tor-Det.	73	518	7.1			Deng, Chi.	75	2903	38.7
Curry, G.S.	78	539	6.9			Bryant, LA-L	78	3013	38.6
Lawson, Den.	73	501	6.9			Lillard, Por.	82	3167	38.6
Jennings, Mil.	80	521	6.5			Durant, OKC.	81	3119	38.5
Lillard, Por.	82	531	6.5			Batum, Por.	73	2807	38.5
Lowry, Tor.	68	435	6.4			Harden, Hou.	78	2985	38.3
Conley, Mem.	80	487	6.1			Curry, G.S.	78	2983	38.2
Lin, Hou.	82	497	6.1			James, Mia.	76	2877	37.9
						Aldridge, Por.	74	2790	37.7
						George, Ind.	79	2972	37.7



OFFENSIVE/DEFENSIVE STATS

TEAMS' STATISTICS

TEAM	G	---FIELD GOALS---			---3-PT FGS---			---FREE THROWS---			---REBOUNDS---			---MISCELLANEOUS---			---SCORING---		
		MADE	ATT	PCT.	MADE	ATT	PCT.	MADE	ATT	PCT.	OFF.	DEF.	TOT.	AST	PF	DQ	STL	BLK	PTS
Den.	82	3139	6983	478	521	1518	343	1905	2148	701	1092	2601	3693	2002	1682	6	762	1253	533
Hou.	82	3124	6782	461	867	2369	368	1573	2087	754	909	2652	3561	1902	1682	6	679	1349	559
OKC.	82	3326	6904	481	598	1588	377	1819	2196	828	854	2725	3593	2053	1654	11	679	1253	533
S.A.	82	3120	6675	481	663	1764	376	1365	1725	591	666	2721	3387	2058	1427	3	695	1206	446
Miami	82	3248	6348	496	717	1809	396	1423	1887	754	676	2490	3166	1908	1533	5	710	1143	441
L.A.L.	82	3086	6904	447	610	1681	383	1494	1869	742	618	1467	2292	1818	1467	13	676	1232	429
G.S.	82	3130	6840	458	658	1632	403	1378	1744	790	885	2601	3686	1845	1753	10	567	1236	346
Dall.	82	3182	6892	462	606	1628	372	1332	1669	793	767	2670	3437	1908	1698	6	648	1144	454
L.A.C.	82	3160	6806	478	627	1752	358	1342	1888	711	938	2475	3413	1958	1717	12	674	1197	461
Sac.	82	3086	6904	447	610	1681	383	1494	1869	742	618	1467	2292	1818	1467	13	676	1232	429
N.Y.	82	2996	6689	448	621	1631	376	1313	1729	759	890	2436	3326	1579	1650	12	672	1288	494
Milw.	82	3128	7197	435	601	1670	360	1251	1700	736	1068	2537	3605	1876	1554	8	685	1156	500
Utah	82	3084	6710	454	507	1385	366	1439	1883	764	969	2457	3446	1859	1750	8	690	1210	515
Atl.	82	3084	6640	464	716	1901	377	1158	1619	715	738	2693	3351	1007	1473	8	684	1219	369
Port.	82	3009	6715	448	673	1904	353	1304	1680	776	874	2474	3348	1784	1518	4	538	1203	353
Tor.	82	2942	6685	446	571	1665	343	1442	1831	788	871	2426	3297	1765	1836	15	595	1124	392
Bkn.	82	2942	6685	446	571	1665	343	1442	1831	788	871	2426	3297	1765	1836	15	595	1124	392
Bos.	81	3004	6540	450	628	1760	357	1432	1958	731	1047	2460	3307	1668	1500	5	599	1206	391
Clev.	82	2993	6901	434	547	1581	346	1318	1698	776	654	2633	3187	1843	1717	17	687	1181	365
Minn.	82	2943	6702	439	450	1475	305	1215	1642	742	973	2473	3446	1836	1559	8	700	1214	387
Phoe.	82	2973	6638	440	513	1440	350	1307	1870	699	991	2463	3454	1742	1623	8	574	1241	400
Ind.	81	2845	6525	436	555	1599	347	1429	1915	746	1043	2671	3714	1645	1623	7	580	1227	513
Orl.	82	2943	6904	448	506	1537	329	1026	1359	755	890	2612	3502	1871	1591	17	528	1191	358
N.O.	82	2955	6689	448	535	1474	363	1269	1636	776	988	2426	3414	1721	1673	5	620	1193	447
Chi.	82	2882	6559	447	513	1440	350	1307	1870	699	991	2463	3454	1742	1623	8	574	1241	400
Mem.	82	2964	6679	444	582	1108	345	1349	1746	773	1059	2445	3504	1715	1660	6	703	1144	436
Wash.	82	2910	6693	435	545	1495	365	1279	1746	733	887	2652	3539	1775	1681	7	598	1238	376
Phil.	82	2926	6688	447	518	1438	360	1094	1377	729	896	2493	3389	1867	1505	6	609	1070	384

OPPONENTS' STATISTICS

TEAM	G	---FIELD GOALS---			---3-PT FGS---			---FREE THROWS---			---REBOUNDS---			---MISCELLANEOUS---			---SCORING---		
		MADE	ATT	PCT.	MADE	ATT	PCT.	MADE	ATT	PCT.	OFF.	DEF.	TOT.	AST	PF	DQ	STL	BLK	PTS
Mem.	2748	6312	435	504	1409	338	1319	1763	748	845	2959	3204	1599	1643	13	600	1268	450	7319
Ind.	2797	6552	440	430	1349	327	1314	1726	744	845	2959	3204	1599	1643	13	600	1268	450	7319
Chi.	2906	6565	443	453	1309	346	1350	1826	739	901	2469	3370	1545	1609	16	600	1123	477	7619
L.A.C.	2834	6397	443	627	1682	373	1465	1956	749	891	2315	3206	1812	1712	11	606	1319	335	7760
Miami	2919	6633	440	624	1783	350	1329	1735	766	921	2369	3290	1655	1673	8	649	1280	262	7791
Bkn.	3086	6514	464	518	1415	365	1148	1761	711	878	2336	3214	1756	1751	9	614	1102	390	7798
N.Y.	2916	6365	458	639	1789	357	1378	1827	757	824	2591	3415	1580	1576	10	523	1242	349	7849
Wash.	2944	6697	440	586	1680	349	1378	1867	738	903	2719	3622	1767	1569	11	639	1193	358	7852
Phil.	3013	6643	454	549	1574	349	1331	1752	760	903	2704	3607	1870	1331	4	590	1175	396	7914
OKC.	3079	6660	442	519	1471	353	1246	1636	700	912	2577	3489	1756	1565	2	675	1221	405	7923
Atl.	2926	6639	441	550	1610	342	1434	1937	740	925	2603	3528	1752	1574	11	634	1239	378	7836
Bos.	3073	6823	450	620	1635	379	1233	1637	763	928	2659	3587	1825	1543	5	689	1240	350	7999
Ind.	2966	6671	442	519	1471	353	1246	1636	700	912	2577	3489	1756	1565	2	675	1221	405	7923
L.A.C.	3079	6660	442	519	1471	353	1246	1636	700	912	2577	3489	1756	1565	2	675	1221	405	7923
Atl.	2926	6639	441	550	1610	342	1434	1937	740	925	2603	3528	1752	1574	11	634	1239	378	7836
Bos.	3073	6823	450	620	1635	379	1233	1637	763	928	2659	3587	1825	1543	5	689	1240	350	7999
N.O.	3030	6441	451	632	1688	374	1339	1784	759	835	2326	3191	1631	1534	6	646	1086	492	7831
Utah	3003	6550	458	560	1513	370	1479	1933	757	901	2446	3347	1689	1670	7	640	1206	480	8045
Minn.	3113	6657	468	576	1559	369	1243	1652	752	871	2583	3454	1832	1847	12	661	1302	481	8045
Tor.	2971	6493	458	546	1811	361	1604	2148	747	877	2544	3421	1796	1650	13	578	1169	387	8092
Phoe.	3065	6672	440	519	1471	353	1246	1636	700	912	2577	3489	1756	1565	2	675	1221	405	7923
G.S.	3051	6954	439	657	1896	347	1464	1958	748	901	2596	3503	1931	1571	3	670	1110	399	8222
Milw.	3152	6946	454	529	1519	348	1398	1841	759	1019	2577	3776	1933	1567	8	658	1310	362	8221
Port.	3224	6807	474	521	1531	340	1286	1690	761	901	2578	3479	1944	1537	10	691	1074	359	8255
Chi.	3253	6843	461	513	1471	353	1246	1636	700	912	2577	3489	1756	1565	2	675	1221	405	7923
Den.	3121	6824	464	587	1794	363	1358	1858	731	1020	2391	3411	1936	1775	11	658	1305	554	8287
Orl.	3169	6842	463	617	1821	359	1336	1811	738	888	2618	3506	1946	1353	1	592	1020	430	8291
Clev.	3109	6822	476	610	1639	372	1469	1987	739	889	2563	3452	1963	1615	7	624	1240	500	8297
Phoe.	3181	6771	463	613	1415	365	1148	1761	711	878	2336	3214	1756	1751	9	614	1102	390	7798
Dall.	3067	6890	445	642	1789	359	1566	2075	753	985	2752	3737	1905	1547	5	698	1202	340	8342
Hou.	3184	7007	454	661	1799	367	1374	1771	776	876	2539	3415	1858	1674	7	693	1210	498	8403
Chi.	3185	6762	471	716	1487	388	1374	1784	747	971	2645	3616	2071	1746	12	696	1152	565	8418
Sac.	3023	6831	472	625	1672	355	1550	1980	783	973	2601	3574	2058	1636	6	624	1208	577	8619

MISCELLANEOUS TEAM STATISTICS

POINTS	FIELD GOAL PER GAME		TURNOVERS PERCENTAGE		REBOUND PER GAME		BELOW PERCENTAGES		OV 10	
	OWN	OPP.	OWN	OPP.	OWN	OPP.	OWN	OPP.		
Team	96.5	97.5	465	450	14.6	15.2	201	733	467	49
Boston	96.5	96.7	465	441	14.6	15.3	201	733	467	49
Brooklyn	96.3	95.1	450	454	14.7	13.4	309	737	523	52
Charlotte	93.4	92.7	452	471	14.7	15.0	285	711	481	51
Chicago	93.2	92.9	437	443	14.3	13.7	294	736	515	62
Cleveland	96.5	101.2	434	476	14.0	15.2	281	726	504	55
Dallas	101.1	101.7	462	445	14.0	14.7	218	731	474	37
Denver	96.7	97.1	478	444	15.1	15.9	314	718	491	59
Detroit	94.9	98.8	449	459	15.1	13.7	283	730	506	53
Golden State	101.2	100.3	458	439	15.1	13.5	254	765	505	36
Houston	106.0	102.5	461	454	16.6	14.8	286	752	508	26
Indiana	91.7	92.7	439	420*	15.1	15.1	303	746	525	50
L.A. Clippers	101.1	94.6	478	443	14.6	16.1*	288	735	512	33
L.A. Lakers	102.2	101.1	458	453	15.0	12.9	270	743	506	38
Los Angeles	91.3*	93.3*	444	435	14.3	15.5	310	743	543	58
Miami	102.9	95.0	496*	440	13.9	15.6	222	730	476	33
Milwaukee	98.9	100.4	435	454	14.1	16.0	279	713	496	44
Minnesota	95.7	98.1	439	468	14.8	15.9	274	740	507	36
New Orleans	94.1	91.9	471	441	14.2	15.2	292	749	511	49
New York	100.0	95.7	448	458	12.0*	256	747	501	36	
Oklahoma City	105.7	95.5	481	425	15.3	14.8	267	734	500	24
Orlando	93.1	91.1	468	463	15.0	15.4	256	744	506	46
Philadelphia	93.2	96.5	444	454	13.0	14.3	249	734	491	56
Phoenix	95.2	101.6	443	470	15.6	15.3	270	719	494	58
Portland	97.5	100.7	448	474	14.7	13.1	253	733	493	46
Sacramento	102.2	101.2	478	472	14.6	14.7	287	749	517	42
San Antonio	103.0	96.6	481	442	14.7	14.9	205	749	477	31
Toronto	97.2	98.7	456	458	13.7	14.3	256	734	495	50
Utah	98.0	98.4	454	458	14.1	14.7	288	732	511	49
Washington	92.7	95.8	435	440	15.2	14.5	246	746	486	59



2012-13 AWARD WINNERS

NBA Most Valuable Player Award presented by Kia Motors	LeBron James, Miami Heat
NBA Defensive Player of the Year Award presented by Kia Motors	Marc Gasol, Memphis Grizzlies
NBA Coach of the Year	George Karl, Denver Nuggets
T-Mobile NBA Rookie of the Year	Damian Lillard, Portland Trail Blazers
NBA Sixth Man Award presented by Kia Motors	J.R. Smith, New York Knicks
NBA Most Improved Player Award presented by Kia Motors	Paul George, Indiana Pacers
J. Walter Kennedy Citizenship Award	Kenneth Faried, Denver Nuggets
NBA Sportsmanship Award	Jason Kidd, New York Knicks
Seasonlong KIA Community Assist Award	Dwyane Wade, Miami Heat
NBA Executive of the Year	Masai Ujiri, Denver Nuggets
NBA All-Star Game Most Valuable Player	Chris Paul, Los Angeles Clippers
Bill Russell NBA Finals Most Valuable Player Award	LeBron James, Miami Heat

2012-13 ALL-NBA TEAMS

First Team votes in parentheses.

FIRST TEAM			SECOND TEAM			THIRD TEAM		
Pos.	Player	Pts.	Pos.	Player	Pts.	Pos.	Player	Pts.
F	LeBron James, Miami Heat (119)	595	F	Carmelo Anthony, New York Knicks (24)	397	F	David Lee, Golden State Warriors	79
F	Kevin Durant, Oklahoma City Thunder (102)	555	F	Blake Griffin, Los Angeles Clippers	132	F	Paul George, Indiana Pacers	73
C	Tim Duncan, San Antonio Spurs (45)	392	C	Marc Gasol, Memphis Grizzlies (38)	295	C	Dwight Howard, Los Angeles Lakers (17)	203
G	Kobe Bryant, Los Angeles Lakers (91)	521	G	Tony Parker, San Antonio Spurs (16)	273	G	Dwyane Wade, Miami Heat (3)	145
G	Chris Paul, Los Angeles Clippers (97)	537	G	Russell Westbrook, Oklahoma City Thunder (20)	306	G	James Harden, Houston Rockets (5)	253

2012-13 NBA ALL-DEFENSIVE TEAM

First Team votes in parentheses.

FIRST TEAM			SECOND TEAM		
Pos.	Player	Pts.	Pos.	Player	Pts.
F	LeBron James, Miami Heat (25)	52	F	Tim Duncan, San Antonio Spurs (3)	20
F	Serge Ibaka, Oklahoma City Thunder (17)	46	F	Paul George, Indiana Pacers (7)	27
C	Tyson Chandler, New York Knicks (9)	24	C	Marc Gasol, Memphis Grizzlies (5)	12
C	Joakim Noah, Chicago Bulls (8)	24	G	Avery Bradley, Boston Celtics (10)	25
G	Tony Allen, Memphis Grizzlies (25)	53	G	Mike Conley, Memphis Grizzlies (4)	19
G	Chris Paul, Los Angeles Clippers (15)	37			

2011-12 T-MOBILE NBA ALL-ROOKIE TEAM

First Team votes in parentheses. Chosen without regard to position.

FIRST TEAM			SECOND TEAM		
Player	Pts.	Player	Pts.		
Damian Lillard, Portland Trail Blazers (29)	58	Andre Drummond, Detroit Pistons (10)	35		
Bradley Beal, Washington Wizards (28)	57	Jonas Valanciunas, Toronto Raptors (6)	31		
Anthony Davis, New Orleans Hornets (28)	57	Michael Kidd-Gilchrist, Charlotte Bobcats (3)	29		
Dion Waiters, Cleveland Cavaliers (21)	50	Kyle Singler, Detroit Pistons (1)	17		
Harrison Barnes, Golden State Warriors (18)	47	Tyler Zeller, Cleveland Cavaliers (3)	15		

2012-13 MONTHLY AWARD WINNERS

PLAYERS OF THE MONTH		COACHES OF THE MONTH	
November:	LeBron James, Miami Heat (Eastern) Kevin Durant, Oklahoma City Thunder (Western)	November:	Avery Johnson, Brooklyn Nets (Eastern) Lionel Hollins, Memphis Grizzlies (Western)
December:	LeBron James, Miami Heat (Eastern) Chris Paul, Los Angeles Clippers (Western)	December:	Larry Drew, Atlanta Hawks (Eastern) Vinny Del Negro, Los Angeles Clippers (Western)
January:	LeBron James, Miami Heat (Eastern) Tony Parker, San Antonio Spurs (Western)	January:	Tom Thibodeau, Chicago Bulls (Eastern) George Karl, Denver Nuggets (Western)
February:	LeBron James, Miami Heat (Eastern) Kobe Bryant, Los Angeles Lakers (Western)	February:	Erik Spoelstra, Miami Heat (Eastern) Lionel Hollins, Memphis Grizzlies (Western)
March:	LeBron James, Miami Heat (Eastern) Kevin Durant, Oklahoma City Thunder (Western)	March:	Erik Spoelstra, Miami Heat (Eastern) George Karl, Denver Nuggets (Western)
April:	Carmelo Anthony, New York Knicks (Eastern) Stephen Curry, Golden State Warriors (Western)	April:	Mike Woodson, New York Knicks (Eastern) Mike D'Antoni, Los Angeles Lakers (Western)

T-MOBILE ROOKIES OF THE MONTH

November:	Michael Kidd-Gilchrist, Charlotte Bobcats (Eastern) Damian Lillard, Portland Trail Blazers (Western)
December:	Bradley Beal, Washington Wizards (Eastern) Damian Lillard, Portland Trail Blazers (Western)
January:	Bradley Beal, Washington Wizards (Eastern) Damian Lillard, Portland Trail Blazers (Western)
February:	Dion Waiters, Cleveland Cavaliers (Eastern) Damian Lillard, Portland Trail Blazers (Western)
March:	Jonas Valanciunas, Toronto Raptors (Eastern) Damian Lillard, Portland Trail Blazers (Western)
April:	Chris Copland, New York Knicks (Eastern) Damian Lillard, Portland Trail Blazers (Western)

COMMUNITY ASSIST AWARD

November:	Deron Williams, Brooklyn Nets
December:	Kevin Love, Minnesota Timberwolves
January:	Zach Randolph, Memphis Grizzlies
February:	Kenneth Faried, Denver Nuggets
March:	Damian Lillard, Portland Trail Blazers
April:	Chris Paul, Los Angeles Clippers

EASTERN CONFERENCE FIRST ROUND

MIAMI VS. MILWAUKEE

(Heat win 4-0)

Apr. 21	Mil. 87 at Mia: 110
Apr. 23	Mil. 86 at Mia: 98
Apr. 25	Mia. 104 at Mil. 91
Apr. 28	Mia. 88 at Mil. 77

NEW YORK VS. BOSTON

(Knicks win 4-2)

Apr. 20	Bos. 78 at N.Y. 85
Apr. 23	Bos. 71 at N.Y. 87
Apr. 26	N.Y. 90 at Bos. 76
Apr. 28	N.Y. 90 at Bos. 97 (OT)
May 1	Bos. 92 at N.Y. 86
May 3	N.Y. 88 at Bos. 80

INDIANA VS. ATLANTA

(Pacers win 4-2)

Apr. 21	Atl. 90 at Ind. 107
Apr. 24	Atl. 98 at Ind. 113
Apr. 27	Ind. 69 at Atl. 90
Apr. 29	Ind. 91 at Atl. 102
May 1	Atl. 83 at Ind. 106
May 3	Ind. 81 at Atl. 73

BROOKLYN VS. CHICAGO

(Bulls win 4-3)

Apr. 20	Chi. 89 at Bkn. 106
Apr. 22	Chi. 90 at Bkn. 82
Apr. 25	Bkn. 76 at Chi. 79
Apr. 27	Bkn. 134 at Chi. 142 (3OT)
Apr. 29	Chi. 91 at Bkn. 110
May 2	Bkn. 95 at Chi. 92
May 4	Chi. 99 at Bkn. 93

EASTERN CONFERENCE SEMIFINALS

MIAMI VS. CHICAGO

(Heat win 4-1)

May 6	Chi. 93 at Mia. 86
May 8	Chi. 78 at Mia. 115
May 10	Mia. 104 at Chi. 94
May 13	Mia. 88 at Chi. 65
May 15	Chi. 91 at Mia. 94

NEW YORK VS. INDIANA

(Pacers win 4-2)

May 5	Ind. 102 at N.Y. 95
May 7	Ind. 79 at N.Y. 105
May 11	N.Y. 71 at Ind. 82
May 14	N.Y. 82 at Ind. 93
May 16	Ind. 75 at N.Y. 85
May 18	N.Y. 99 at Ind. 106

EASTERN CONFERENCE FINALS

MIAMI VS. INDIANA

(Heat win 4-3)

May 22	Ind. 102 at Mia. 103 (OT)
May 24	Ind. 97 at Mia. 93
May 26	Mia. 114 at Ind. 96
May 28	Mia. 92 at Ind. 99
May 30	Ind. 79 at Mia. 90
June 1	Mia. 77 at Ind. 91
June 3	Ind. 76 at Mia. 99

2013 NBA PLAYOFFS



WESTERN CONFERENCE FIRST ROUND

OKLAHOMA CITY VS. HOUSTON

(Thunder win 4-2)

Apr. 21	Hou. 91 at OKC. 120
Apr. 24	Hou. 102 at OKC. 105
Apr. 27	OKC. 104 at Hou. 101
Apr. 29	OKC. 103 at Hou. 105
May 1	Hou. 107 at OKC. 100
May 3	OKC. 103 at Hou. 94

SAN ANTONIO VS. LOS ANGELES LAKERS

(Spurs win 4-0)

Apr. 21	LA-L 79 at S.A. 91
Apr. 24	LA-L 91 at S.A. 102
Apr. 26	S.A. 120 at LA-L 89
Apr. 28	S.A. 103 at LA-L 82

DENVER VS. GOLDEN STATE

(Warriors win 4-2)

Apr. 20	G.S. 95 at Den. 97
Apr. 23	G.S. 131 at Den. 117
Apr. 26	Den. 108 at G.S. 110
Apr. 28	Den. 101 at G.S. 115
Apr. 30	G.S. 100 at Den. 107
May 2	Den. 88 at G.S. 92

LOS ANGELES CLIPPERS VS. MEMPHIS

(Grizzlies win 4-2)

Apr. 20	Mem. 91 at LA-C 112
Apr. 22	Mem. 91 at LA-C 93
Apr. 25	LA-C 82 at Mem. 94
Apr. 27	LA-C 83 at Mem. 104
Apr. 30	Mem. 103 at LA-C 93
May 3	LA-C 105 at Mem. 118

WESTERN CONFERENCE SEMIFINALS

OKLAHOMA CITY VS. MEMPHIS

(Grizzlies win 4-1)

May 5	Mem. 91 at OKC. 93
May 7	Mem. 99 at OKC. 93
May 11	OKC. 81 at Mem. 87
May 13	OKC. 97 at Mem. 103 (OT)
May 15	Mem. 88 at OKC. 84

SAN ANTONIO VS. GOLDEN STATE

(Spurs win 4-2)

May 6	G.S. 127 at S.A. 129 (2OT)
May 8	G.S. 100 at S.A. 91
May 10	S.A. 102 at G.S. 92
May 12	S.A. 87 at G.S. 97 (OT)
May 14	G.S. 91 at S.A. 109
May 16	S.A. 94 at G.S. 82

WESTERN CONFERENCE FINALS

SAN ANTONIO VS. MEMPHIS

(Spurs win 4-0)

May 19	Mem. 83 at S.A. 105
May 21	Mem. 89 at S.A. 93 (OT)
May 25	S.A. 104 at Mem. 93 (OT)
May 27	S.A. 93 at Mem. 86

2012 NBA FINALS

MIAMI VS. SAN ANTONIO

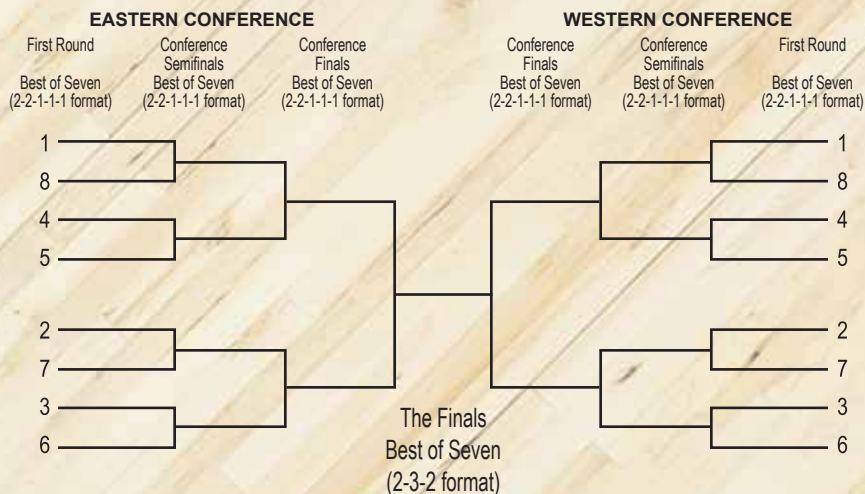
(Heat win 4-3)

June 6	S.A. 92 at Mia. 88
June 9	S.A. 84 at Mia. 103
June 11	Mia. 77 at S.A. 113
June 13	Mia. 109 at S.A. 93
June 16	Mia. 104 at S.A. 114
June 18	S.A. 100 at Mia. 103 (OT)
June 20	S.A. 88 at Mia. 95



NBA PLAYOFF STRUCTURE/ATTENDANCE

2014 NBA PLAYOFF STRUCTURE



Eight teams from each conference qualify for the NBA Playoffs. The three division winners and the team with the next-best record from each conference will receive the top four seeds and will be ranked Nos. 1-4 according to their regular-season records. The remaining four teams in each conference will be seeded 5-8 according to their won-lost records. In each round of the playoffs, the team with the better regular-season won-lost record gets the home-court advantage.

All rounds of the playoffs are a best-of-seven series. Each best-of-seven series will play 2-2-1-1-1 format except for the NBA Finals, which is a 2-3-2 format.

2012-13 FINAL REGULAR SEASON ATTENDANCE

TEAM	HOME ATTENDANCE			ROAD ATTENDANCE		
	G	ATT	AVG	G	ATT	AVG
Atlanta Hawks	41	620,146	15,126	41	703,804	17,166
Boston Celtics	40	744,960	18,624	41	728,521	17,769
Brooklyn Nets	41	704,702	17,188	41	706,824	17,240
Charlotte Bobcats	41	628,293	15,324	41	676,587	16,502
Chicago Bulls	41	896,944	21,877	41	743,927	18,145
Cleveland Cavaliers	41	663,882	16,192	41	688,014	16,781
Dallas Mavericks	41	821,490	20,036	41	722,151	17,613
Denver Nuggets	41	730,616	17,820	41	713,476	17,402
Detroit Pistons	41	606,094	14,783	41	692,318	16,886
Golden State Warriors	41	794,320	19,374	41	705,369	17,204
Houston Rockets	41	683,564	16,672	41	737,281	17,982
Indiana Pacers	41	626,069	15,270	40	682,456	17,061
Los Angeles Clippers	41	788,293	19,227	41	730,073	17,807
Los Angeles Lakers	41	778,877	18,997	41	773,532	18,867
Memphis Grizzlies	41	681,613	16,625	41	704,988	17,195
Miami Heat	41	819,290	19,983	41	782,729	19,091
Milwaukee Bucks	41	616,469	15,036	41	693,702	16,920
Minnesota Timberwolves	41	669,976	16,341	41	698,403	17,034
New Orleans Hornets	41	565,930	13,803	41	707,426	17,254
New York Knickerbockers	41	780,353	19,033	41	749,124	18,271
Oklahoma City Thunder	41	746,323	18,203	41	751,775	18,336
Orlando Magic	41	721,414	17,595	41	689,682	16,822
Philadelphia 76ers	41	685,412	16,717	41	710,251	17,323
Phoenix Suns	41	632,913	15,437	41	703,236	17,152
Portland Trail Blazers	41	813,012	19,830	41	685,844	16,728
Sacramento Kings	41	563,743	13,750	41	709,534	17,306
San Antonio Spurs	41	755,700	18,432	41	708,920	17,291
Toronto Raptors	41	743,936	18,145	41	668,890	16,314
Utah Jazz	41	765,915	18,681	41	687,533	16,769
Washington Wizards	41	670,070	16,343	41	663,949	16,194
National Basketball Association	1229	21,320,319	17,348	1229	21,320,319	17,348
TOTALS	1229	21,320,319	17,348	1229	21,320,319	17,348
TOTALS	1230	21,302,573	17,319	1230	21,302,573	17,319

NBA DIRECTORY



NATIONAL BASKETBALL ASSOCIATION

NBA ENTERTAINMENT WOMEN'S NATIONAL BASKETBALL ASSOCIATION NATIONAL BASKETBALL DEVELOPMENT LEAGUE

NEW YORK

Olympic Tower
645 Fifth Avenue
New York, NY 10022
Telephone: 212-407-8000
Fax: 212-832-3861

NEW JERSEY

100 Plaza Drive
Secaucus, NJ 07094
Telephone: 201-865-1500
Fax: 201-974-5973

INTERNATIONAL OFFICES

CANADA

40 Bay Street, Suite 400
Toronto, Ontario
Canada M5J 2X2
Tel: 416-364-2030
Fax: 416-364-0205

EUROPEAN HEADQUARTERS - NBA EMEA

125 Kensington High Street
London, W8 5SF, UK
Tel: +44-20-7795-8921
Fax: +44-20-7795-8901

SPAIN

pq, Empresarial 'La Finca'
Edif. 15A, 28223
Pozuelo de Alarcón
Madrid, Spain
Tel: +34-911-115-800
Fax: +34-917-995-182

TURKEY

Taraktı, Caddesi
Bele, Gerden Stesi No8
Zekeriyaka Sariyer
İstanbul, Turkey
Telephone: +90-530-772-7975

AFRICA

Nelson Mandela Square, 2nd Floor
West Tower
Maude Street, Sandton
Johannesburg, South Africa
Telephone: +27-11-881-5980
Fax: +27-0-867-26-6351

INDIA

Parinee Crescenzo
1st Floor, C38 & C39
BCK, Mumbai 51
Telephone: +91-22-330-40608

BRAZIL

Praia de Botafogo, 501
Torre Pao de Acucar - 1st floor
Rio de Janeiro, RJ, Brazil
CEP: 22250-040
Telephone: +55-21-2586-6187

MEXICO

Av. Santa Fe #94 A Tower 8th Floor.
(SAMARA building)
Col. Zedec Santa Fe.
Mexico City, Mexico 01210
Telephone: +52-55-88511146

HONG KONG

3101, The Lee Gardens
33 Hysan Avenue
Causeway Bay, Hong Kong
Tel: +852-2843-9600
Fax: +852-2536-4808

TAIWAN

Suite 1303, No. 88, Section 2
Chung Hsiao East Road
Taipei, Taiwan ROC
Tel: +886-2-2358-1900
Fax: +886-2-2358-1098

KOREA

21F Seoul Finance Center
136 Sejong-daero, Jung-gu
Seoul, Korea 100-768
Tel: +822-3782-6837
Fax: +822-3782-4555

CHINA - BEIJING

19th Floor, Office Tower 2
China Central Place
No. 79 Jianguo Road
Chaoyang District
Beijing 100025, China
Tel: +86-10-5200-8200
Fax: +86-10-5200-8202

CHINA - SHANGHAI

Unit 2703-08, 27 F
Tower 2, Plaz 66
1366 Nanjing West Road
Shanghai 200040, China
Tel: +86-21-6137-2200
Fax: +86-21-6288-9920





YEAR-BY-YEAR RECORD

Season	Home	Road	Neutral	Overall
1967-68	9-19	7-24	7-16	23-59
1968-69	18-18	6-29	6-5	30-52
1969-70	22-14	10-26	4-6	36-46
1970-71	27-13	11-30	0-1	38-44
1971-72	28-12	18-22	1-1	47-35
1972-73	16-25	10-29	0-2	26-56
1973-74	22-19	14-27	0-0	36-46
1974-75	24-17	19-22	0-0	43-39
1975-76	31-10	12-29	0-0	43-39
1976-77	27-14	13-28	0-0	40-42
1977-78	31-10	16-25	0-0	47-35
1978-79*	31-10	21-20	0-0	52-30
1979-80	33-8	23-18	0-0	56-26
1980-81	22-19	12-29	0-0	34-48
1981-82	31-10	21-20	0-0	52-30
1982-83	29-12	19-22	0-0	48-34
1983-84	32-9	10-31	0-0	42-40
1984-85	20-21	11-30	0-0	31-51
1985-86	24-17	7-34	0-0	31-51
1986-87	25-16	14-27	0-0	39-43
1987-88	32-9	12-29	0-0	44-38
1988-89	31-10	16-25	0-0	47-35
1989-90	30-11	11-30	0-0	41-41
1990-91	28-13	13-28	0-0	41-41
1991-92	28-13	19-22	0-0	47-35
1992-93	32-8	21-19	2-0	55-27
1993-94	37-4	26-15	0-0	63-19
1994-95	32-9	25-16	0-0	57-25
1995-96	38-3	26-15	0-0	64-18
1996-97	31-10	26-15	0-0	57-25
1997-98	35-6	26-15	0-0	61-21
1998-99	17-8	8-17	0-0	25-25
1999-00	24-17	21-20	0-0	45-37
2000-01	26-15	18-23	0-0	44-38
2001-02	26-15	19-22	0-0	45-37
2002-03	25-16	15-26	0-0	40-42
2003-04	20-20	15-25	2-0	37-45
2004-05	26-15	26-15	0-0	52-30
2005-06	22-19	13-28	0-0	35-47
2006-07	20-21	11-30	0-0	31-51
2007-08	13-28	7-34	0-0	20-62
2008-09	15-26	8-33	0-0	23-59
2009-10	27-14	23-18	0-0	50-32
2010-11	30-11	25-16	0-0	55-27
2011-12	26-7	21-12	0-0	47-19
2012-13	34-7	26-15	0-0	60-22
TOTALS	1207-628	751-1085	22-31	1980-1744
PCT.	.658	.409	.415	.532

* Won NBA Championship
Club records in bold

COACHES RECORDS



COACHES YEAR-BY-YEAR

SEASON	COACH	WL	PCT	FINISH	PLAYOFFS PCT
1967-68	Al Bianchi	23-59	.280	5th/West	Did not qualify
1968-69	Al Bianchi	30-52	.366	6th/West	Did not qualify
1969-70	Lenny Wilkens	36-46	.439	5th/West	Did not qualify
1970-71	Lenny Wilkens	38-44	.463	4th/Pacific	Did not qualify
1971-72	Lenny Wilkens	47-35	.573	3rd/Pacific	Did not qualify
1972-73	Tom Nissalke	13-32			
	Bucky Buckwalter	13-24			
	Total	26-56	.317	4th/Pacific	Did not qualify
1973-74	Bill Russell	36-46	.439	3rd/Pacific	Did not qualify
1974-75	Bill Russell	43-39	.524	2nd/Pacific	4-5 .444
1975-76	Bill Russell	43-39	.524	2nd/Pacific	2-4 .333
1976-77	Bill Russell	40-42	.488	4th/Pacific	Did not qualify
1977-78	Bob Hopkins	5-17			
	Lenny Wilkens	42-18			
	Total	47-35	.573	3rd/Pacific	13-9 .590
1978-79	Lenny Wilkens	52-30	.634	1st/Pacific	12-5 .706
1979-80	Lenny Wilkens	56-26	.683	2nd/Pacific	7-8 .467
1980-81	Lenny Wilkens	34-48	.415	6th/Pacific	Did not qualify
1981-82	Lenny Wilkens	52-30	.634	2nd/Pacific	3-5 .375
1982-83	Lenny Wilkens	48-34	.585	3rd/Pacific	0-2 .000
1983-84	Lenny Wilkens	42-40	.512	3rd/Pacific	2-3 .400
1984-85	Lenny Wilkens	31-51	.378	4th/Pacific	Did not qualify
1985-86	Bernie Bickerstaff	31-51	.378	5th/Pacific	Did not qualify
1986-87	Bernie Bickerstaff	39-43	.475	4th/Pacific	
1987-88	Bernie Bickerstaff	44-38	.537	3rd/Pacific	7-7 .500
1988-89	Bernie Bickerstaff	47-35	.573	3rd/Pacific	2-3 .400
1989-90	Bernie Bickerstaff	41-41	.500	4th/Pacific	Did not qualify
1990-91	K.C. Jones	41-41	.500	5th/Pacific	2-3 .400
1991-92	K.C. Jones	18-18			
	Bob Kloppenburg	2-2			
	George Karl	27-15			
	Total	47-35	.573	4th/Pacific	4-5 .444
1992-93	George Karl	55-27	.670	2nd/Pacific	10-9 .526
1993-94	George Karl	63-19	.768	1st/Pacific	2-3 .400
1994-95	George Karl	57-25	.695	2nd/Pacific	1-3 .250
1995-96	George Karl	64-18	.780	1st/Pacific	13-8 .619
1996-97	George Karl	57-25	.695	1st/Pacific	6-6 .500
1997-98	George Karl	61-21	.753	1st/Pacific	4-6 .400
1998-99	Paul Westphal	25-25	.500	5th/Pacific	Did not qualify
1999-00	Paul Westphal	45-37	.549	4th/Pacific	2-3 .400
2000-01	Paul Westphal	6-9			
	Nate McMillan	38-29			
	Total	44-38	.537	5th/Pacific	Did not qualify
2001-02	Nate McMillan	45-37	.549	4th/Pacific	2-3 .400
2002-03	Nate McMillan	40-42	.488	5th/Pacific	Did not qualify
2003-04	Nate McMillan	37-45	.451	5th/Pacific	Did not qualify
2004-05	Nate McMillan	52-30	.634	1st/Northwest	6-5 .545
2005-06	Bob Weiss	13-17	.433		
	Bob Hill	22-30	.423		
	Total	35-47	.427	3rd/Northwest	Did not qualify
2006-07	Bob Hill	31-51	.378	5th/Northwest	Did not qualify
2007-08	P.J. Carlesimo	20-62	.244	5th/Northwest	Did not qualify
2008-09	P.J. Carlesimo	1-12			
	Scott Brooks	22-47			
	Total	23-59	.280	5th/Northwest	Did not qualify
2009-10	Scott Brooks	50-32	.610	4th/Northwest	2-4 .333
2010-11	Scott Brooks	55-27	.671	1st/Northwest	9-8 .529
2011-12	Scott Brooks	47-19	.712	1st/Northwest	13-7 .650
2012-13	Scott Brooks	60-22	.732	1st/Northwest	5-6 .455
TOTALS	1980-1744	.532		136-137	.498

Note: Bickerstaff's 1988-89 total includes six games he did not coach due to illness (Tom Newell, 0-1/Bob Kloppenburg, 1-4).
McMillan's 2001-02 total includes one game he did not coach due to a family illness (Dwane Casey, 1-0).
McMillan's 2004-05 total includes four games he did not coach due to family circumstances (Dwane Casey, 2-2).
Hill's 2006-07 total includes one game he did not coach due to illness (Gordon Chiesa, 0-1).

COACHES OVERALL RECORDS

COACH	REGULAR SEASON RECORD	PCT	PLAYOFF RECORD	PCT
Al Bianchi	53-111	.323	0-0	---
Lenny Wilkens	478-402	.543	37-32	.536
Tom Nissalke	13-32	.289	0-0	---
Bucky Buckwalter	13-24	.351	0-0	---
Bill Russell	162-166	.494	6-9	.400
Bob Hopkins	5-17	.227	0-0	---
Bernie Bickerstaff	202-208	.493	12-15	.444
K.C. Jones	59-59	.500	2-3	.400
Bob Kloppenburg	2-2	.500	0-0	---
George Karl	384-150	.719	40-40	.500
Paul Westphal	76-71	.517	2-3	.400
Nate McMillan	212-183	.551	8-8	.500
Bob Weiss	13-17	.433	0-0	---
Bob Hill	53-81	.396	0-0	---
P.J. Carlesimo	21-74	.221	0-0	---
Scott Brooks	234-147	.614	29-27	.518
TOTALS	1980-1744	.532	136-137	.498



ON OPENING NIGHT

HOME OPENERS (28-16)

DATE	OPPONENT	RESULT	SCORE
10/20/67	San Diego	L	114-121
10/19/68	San Francisco	L	95-107
10/25/69	L.A. Lakers	L	106-130
*10/14/70	Detroit	L	117-123
10/16/71	Milwaukee	L	91-98
10/20/72	Golden State	L	92-101
10/12/73	Capital (Wash.)	W	103-102
10/18/74	Detroit	L	95-100
*10/24/75	Portland	W	105-97
*10/24/76	N.Y. Nets	W	104-93
*10/21/77	Portland	L	99-106
*10/13/78	Chicago	W	104-86
10/17/79	L.A. Lakers	W	112-110
*10/10/80	L.A. Lakers	L	98-99
*10/31/81	Phoenix	W	94-84
*10/29/82	Houston	W	128-95
*10/28/83	Golden State	L	109-110
*10/26/84	Utah	W	102-94
11/2/85	Chicago	W	118-100
11/1/86	Sacramento	W	114-103
11/7/87	Phoenix	W	112-96
11/5/88	Denver	W	142-141 (OT)
*11/3/89	Minnesota	W	106-94
*11/3/90	Houston	W	118-106
*11/1/91	Phoenix	L	95-99
11/7/92	Houston	W	89-85
*11/6/93	L.A. Lakers	W	129-101
*11/4/94	Utah	W	110-103
11/4/95	L.A. Lakers	W	103-89
11/2/96	Portland	W	104-93
11/1/97	Dallas	L	81-89
*2/5/99	Dallas	W	92-86 (OT)
11/4/99	Dallas	W	106-96
11/1/00	Denver	W	112-99
11/1/01	San Antonio	W	114-108
*10/30/02	Phoenix	W	86-73
*10/30/03	L.A. Clippers	W	109-100
11/5/04	Atlanta	W	106-85
*11/2/05	L.A. Clippers	L	93-101
*11/1/06	Portland	L	106-110
11/1/07	Phoenix	L	99-106
*10/29/08	Milwaukee	L	87-98
*10/28/09	Sacramento	W	102-89
*10/27/10	Chicago	W	106-95
*12/25/11	Orlando	W	97-89
11/2/12	Portland	W	106-92

*Season Opening Games (22-24)

Note: In 1992, the team played their opening game in Yokohama, Japan, defeating the Houston Rockets 111-94. In 2003, the team played their opening game in Saitama, Japan, defeating the L.A. Clippers 109-100.

ROAD OPENERS (17-27)

DATE	OPPONENT	RESULT	SCORE
*10/13/67	San Francisco	L	116-144
*10/7/68	San Diego	L	110-128
*10/14/69	New York	L	101-126
10/25/70	Milwaukee	L	107-126
*10/12/71	Buffalo	W	123-90
*10/10/72	New York	L	89-113
*10/10/73	Phoenix	L	111-115
*10/17/74	Phoenix	L	97-114
10/28/75	Chicago	L	90-101
10/26/76	Indiana	L	90-120
*10/19/77	Golden State	L	84-116
10/17/78	New York	W	120-109
*10/14/79	San Diego	L	93-98
10/12/80	Portland	L	96-107
11/1/81	Portland	L	94-104
10/31/82	San Diego	W	127-109
10/30/83	Kansas City	W	128-116
10/30/84	Portland	L	83-115
*10/26/85	Dallas	L	95-101
*10/31/86	Portland	W	127-110
*11/6/87	L.A. Lakers	L	109-113
*11/4/88	Utah	W	104-97
11/4/89	Sacramento	L	100-107
11/9/90	Denver	W	135-129
11/7/91	Utah	W	103-95
*11/6/92	at Houston	W	111-94
11/8/93	Utah	W	101-100
11/15/94	New Jersey	L	106-112
*11/3/95	Utah	L	94-112
*11/1/96	Utah	L	91-99
*10/31/97	Portland	W	91-83
2/10/99	Golden State	W	89-82
*11/2/99	L.A. Clippers	W	104-92
*10/31/00	Vancouver	L	88-94
*10/30/01	Sacramento	L	95-101
11/1/02	Golden State	W	106-93
10/31/03	L.A. Clippers	W	124-105
*11/3/04	L.A. Clippers	L	84-114
11/8/05	Memphis	L	69-94
11/3/06	L.A. Lakers	L	112-118
*10/31/07	Denver	L	103-120
11/1/08	Houston	L	77-89
10/30/09	Detroit	W	91-83
10/29/10	Detroit	W	105-104
12/26/11	Minnesota	W	104-100
*11/1/12	San Antonio	L	84-86

ALL-TIME OPENING-NIGHT STARTING LINEUPS



1967	Walt Hazzard Rod Thorn Bob Rule Bud Olsen Tom Meschery	1977	Don "Slick" Watts Fred Brown Mike Green Paul Silas Bruce Seals	1987	Nate McMillan Dale Ellis Alton Lister Xavier McDaniel Tom Chambers	1997	Gary Payton Hersey Hawkins Aaron Williams Detlef Schrempf Vin Baker
1968	Art Harris Rod Thorn Bob Rule Al Tucker Tom Meschery	1978	Dick Snyder Fred Brown Tom LaGarde Jack Sikma John Johnson	1988	Nate McMillan Dale Ellis Alton Lister Michael Cage Derrick McKey	1998	Gary Payton Billy Owens Olden Polynice Detlef Schrempf Vin Baker
1969	Lenny Wilkens Art Harris Bob Rule Bob Boozer Tom Meschery	1979	Dennis Johnson Gus Williams Jack Sikma John Johnson Lonnie Shelton	1989	Nate McMillan Dale Ellis Michael Cage Derrick McKey Xavier McDaniel	1999	Gary Payton Brent Barry Horace Grant Ruben Patterson Vin Baker
1970	Lenny Wilkens Dick Snyder Bob Rule Don Kojis Tom Meschery	1980	Paul Westphal Vinnie Johnson Jack Sikma Lonnie Shelton John Johnson	1990	Gary Payton Desmond Mason Michael Cage Derrick McKey Xavier McDaniel	2000	Gary Payton Desmond Mason Patrick Ewing Rashard Lewis Vin Baker
1971	Lenny Wilkens Dick Snyder Bob Rule Garfield Heard Spencer Haywood	1981	Gus Williams Bill Hanzlik Jack Sikma Wally Walker Lonnie Shelton	1991	Nate McMillan Ricky Pierce Benoit Benjamin Derrick McKey Michael Cage	2001	Gary Payton Brent Barry Calvin Booth Rashard Lewis Vin Baker
1972	Butch Beard Dick Snyder Jim McDaniels John Brisker Spencer Haywood	1982	Gus Williams David Thompson Jack Sikma Danny Vranes Lonnie Shelton	1992	Gary Payton Ricky Pierce Benoit Benjamin Derrick McKey Shawn Kemp	2002	Gary Payton Brent Barry Predrag Drobnjak Rashard Lewis Reggie Evans
1973	Fred Brown Dick Snyder Spencer Haywood Jim McDaniels John Brisker	1983	Al Wood Gus Williams Jack Sikma Danny Vranes Tom Chambers	1993	Gary Payton Kendall Gill Sam Perkins Detlef Schrempf Shawn Kemp	2003	Brent Barry Ronald Murray Calvin Booth Rashard Lewis Vladimir Radmanovic
1974	Fred Brown Archie Clark Jim Fox Kennedy McIntosh Spencer Haywood	1984	Al Wood Gerald Henderson Jack Sikma Danny Vranes Tom Chambers	1994	Gary Payton Kendall Gill Sam Perkins Detlef Schrempf Shawn Kemp	2004	Luke Ridnour Ray Allen Jerome James Rashard Lewis Reggie Evans
1975	Don "Slick" Watts Fred Brown Tom Burleson Talvin Skinner Leonard Gray	1985	Al Wood Gerald Henderson Ervin Johnson Danny Vranes Tom Chambers	1995	Gary Payton Hersey Hawkins Jim McVaine Detlef Schrempf Shawn Kemp	2005	Luke Ridnour Ray Allen Johan Petro Rashard Lewis Reggie Evans
1976	Don "Slick" Watts Fred Brown Tom Burleson Bruce Seals Leonard Gray	1986	Michael Phelps Gerald Henderson Alton Lister Xavier McDaniel Tom Chambers	1996	Gary Payton Hersey Hawkins Jim McVaine Detlef Schrempf Shawn Kemp	2006	Luke Ridnour Ray Allen Mouhamed Sene Rashard Lewis Chris Wilcox
2007	Earl Watson Kevin Durant Nick Collison Damien Wilkins Chris Wilcox	2008	Earl Watson Kevin Durant Johan Petro Jeff Green Nick Collison	2009	Russell Westbrook Thabo Sefolosha Kevin Durant Jeff Green Nenad Krstic	2010	Russell Westbrook Thabo Sefolosha Kevin Durant Jeff Green Nenad Krstic
2011	Russell Westbrook Thabo Sefolosha Kevin Durant Serge Ibaka Kendrick Perkins	2012	Russell Westbrook Thabo Sefolosha Kevin Durant Serge Ibaka Kendrick Perkins				

LEADERS FOR MOST STARTS ON OPENING NIGHT

Gary Payton	12	Kevin Durant	6	Vin Baker	5	Derrick McKey	5
Jack Sikma	8	Fred Brown	6	Tom Chambers	5	Dick Snyder	5
Rashard Lewis	7	Detlef Schrempf	6	Shawn Kemp	5		



HIGH/LOW SCORING GAMES - WIN/LOSS STREAKS

HIGHEST SCORING GAMES

POINTS	OPPONENT	DATE	SCORE
154	at Milwaukee (50T)	11/9/89	154-155
154	L.A. Clippers	12/2/88	154-104
152	at Phoenix (20T)	1/22/06	152-149
151	Denver (20T)	4/6/08	151-147
151	Phoenix	4/2/88	151-107
150	L.A. Clippers	4/14/94	150-101
149	Minnesota (20T)	3/23/12	149-140
149	Philadelphia	3/6/93	149-93
147	Denver	3/18/83	147-117
146	Denver	1/15/91	146-99
146	San Francisco	2/14/71	146-101
146	Philadelphia	11/15/69	146-136
146	San Francisco	2/11/68	146-118

LOWEST SCORING GAMES

POINTS	OPPONENT	DATE	SCORE
65	Detroit	3/7/04	65-86
65	at L.A. Clippers	11/18/90	65-78
66	Houston	4/4/08	66-79
69	at Memphis	11/8/05	69-94
70	New Jersey	11/25/03	70-93
71	at San Antonio	2/24/07	71-102
71	Utah	2/16/99	71-56
71	at L.A. Lakers	3/19/96	71-94
72	Portland	4/3/09	72-107
72	Houston	11/29/02	72-83
72	at Cleveland	2/25/97	72-66
73	at Milwaukee	2/27/05	73-99
73	San Antonio	12/19/03	73-87
73	San Antonio	3/6/01	73-101
73	at Houston	4/13/97	73-113
73	at Denver	10/31/85	73-90

LONGEST WINNING STREAKS

STREAK	COACH	DATES OF STREAK	END OF STREAK	STREAK ENDED BY	SCORE
14	George Karl	2/3/96 to 3/5/96	3/6/96	at Washington	88-99
12	Scott Brooks	11/16/12 to 12/19/12	12/20/12	at Minnesota	93-99
12	Lenny Wilkens	10/29/82 to 11/19/82	11/21/82	New Jersey	91-111
11	George Karl	11/7/96 to 11/24/96	11/26/96	at Charlotte	89-97
10	George Karl	1/3/95 to 1/24/95	1/26/95	Utah	108-120
10	George Karl	11/6/93 to 11/26/93	11/27/93	at Cleveland	90-101
10	George Karl	2/13/93 to 3/6/93	3/8/93	at Indiana	99-105
9	Scott Brooks	1/29/10 to 2/21/10	2/23/10	Phoenix	102-104
9	Nate McMillan	11/5/04 to 11/19/04	11/21/04	at Boston	83-102
9	George Karl	1/2/97 to 1/22/97	1/23/97	at L.A. Clippers	100-102
9	George Karl	3/21/96 to 4/5/96	4/6/96	at Portland	92-95
9	George Karl	3/20/94 to 4/5/94	4/7/94	at Denver	90-104
9*	Bill Russell	3/26/75 to 10/26/75	10/28/75	at Chicago	90-101
8	George Karl	12/26/97 to 1/9/98	1/11/98	at New York	91-92
8	Bernie Bickerstaff	4/8/89 to 4/21/89	4/23/89	at L.A. Lakers	117-121
8	Lenny Wilkens	3/27/83 to 4/12/83	4/13/83	at Phoenix	96-109
8	Lenny Wilkens	1/3/82 to 1/19/82	1/20/82	at Washington	95-106
8	Lenny Wilkens	1/31/80 to 2/17/80	2/19/80	at Chicago	106-115
8	Lenny Wilkens	1/9/80 to 1/23/80	1/25/80	at San Antonio	116-125
8*	Lenny Wilkens	4/9/78 to 10/27/78	10/29/78	at San Diego	100-103
8	Bill Russell	2/11/76 to 2/25/76	2/27/76	at Boston	118-122

* Streak over two seasons

LONGEST LOSING STREAKS

STREAK	COACH	DATES OF STREAK	END OF STREAK	STREAK ENDED BY	SCORE
14	P.J. Carlesimo/Scott Brooks	11/5/08 to 11/28/08	11/29/08	Memphis	111-103
14	P.J. Carlesimo	12/31/07 to 1/27/08	1/29/08	San Antonio	88-85
13*	P.J. Carlesimo	4/9/07 to 11/13/07	11/14/07	at Miami	104-95
12*	Al Bianchi/Lenny Wilkens	3/15/69 to 10/28/70	10/31/70	Cincinnati	129-121
10	Al Bianchi	12/12/68 to 12/29/68	12/30/68	Phoenix	120-118
9	Tom Nissalke	10/29/72 to 11/15/72	11/17/72	Philadelphia	105-92
8	Bernie Bickerstaff	2/4/87 to 2/19/87	2/21/87	Washington	110-93
8*	L. Wilkens/B. Bickerstaff	4/5/85 to 10/31/85	11/2/85	Chicago	118-100
8	Lenny Wilkens	12/30/82 to 1/14/83	1/16/83	Kansas City	111-96
8	Al Bianchi	11/1/67 to 11/14/67	11/17/67	San Diego	130-124
7	Bernie Bickerstaff	3/25/89 to 4/6/89	4/8/89	at Dallas	114-90
7	Lenny Wilkens	3/22/85 to 4/2/85	4/4/85	at Utah	119-118
7	Lenny Wilkens	3/15/81 to 3/27/81	3/29/81	Golden State	96-92
7	Tom Nissalke	12/13/72 to 12/25/72	12/26/72	at Golden State	97-95

* Streak over two seasons

OPPONENTS HIGHEST SCORING GAMES

POINTS	OPPONENT	DATE	SCORE
168	at Denver	3/16/08	168-116
160	Philadelphia	12/20/67	152-160
155	at Milwaukee (50T)	11/9/89	154-155
153	Cin. in Clev.	11/24/67	133-153
151	at L.A. Lakers	2/2/68	113-151
151	at L.A. Lakers	1/21/68	123-151
150	St. Louis in Port.	3/7/68	133-150
149	at Phoenix (20T)	1/22/06	152-149
149	at L.A. Lakers	11/22/70	124-149
149	Philadelphia	2/14/68	125-149
148	at San Diego	11/14/69	112-148
147	Denver (20T)	4/6/08	151-147
147	Dallas	11/6/86	124-147
147	at Baltimore	2/16/68	118-147

OPPONENTS LOWEST SCORING GAMES

POINTS	OPPONENT	DATE	SCORE
56	Utah	2/16/99	71-56
58	Milwaukee	2/21/03	88-58
64	New York	2/21/97	84-64
66	at Cleveland	2/25/97	72-66
67	San Antonio	4/18/01	105-67
68	at New Jersey	11/17/04	79-68
68	Denver	2/22/98	88-68
68	Vancouver	12/21/95	92-68
69	at Phoenix	2/10/13	97-69
69	Charlotte	11/26/12	114-69
70	Phoenix	4/16/03	84-70
70	at Charlotte	2/18/90	85-70
70	at Dallas	11/25/89	117-70
71	Memphis	3/28/03	95-71
71	Miami	12/7/02	100-71
71	Golden State	2/9/99	90-71

WINNING/LOSING STREAKS & MARGINS OF VICTORY



LONGEST HOME WINNING STREAKS

STREAK	COACH	DATES OF STREAK	END OF STREAK	STREAK ENDED BY	SCORE
29*	Bill Russell	2/11/76 to 12/10/76	12/12/76	Houston	92-96
17	George Karl	11/11/94 to 1/24/95	1/26/95	Utah	108-120
17	Bernie Bickerstaff	11/29/88 to 1/29/89	1/31/89	New Jersey	112-118
17	Bernie Bickerstaff	11/18/87 to 1/22/88	1/24/88	L.A. Lakers	109-116
17*	Lenny Wilkens	2/10/78 to 10/27/79	11/8/79	New York	100-104
14	Scott Brooks	1/6/12 to 3/7/12	3/9/12	Cleveland	90-96
14*	George Karl	4/19/93 to 12/21/93	12/23/93	Phoenix	86-87
14	George Karl	11/21/92 to 1/18/93	1/27/93	San Antonio	99-119
13*	George Karl	3/13/97 to 11/2/97	11/5/97	Atlanta	95-117
13*	George Karl	3/22/94 to 11/5/94	11/9/94	Sacramento	100-108
12	Scott Brooks	11/18/12 to 12/31/12	1/2/13	Brooklyn	93-110
12	George Karl	2/22/98 to 4/2/98	4/6/98	Phoenix	92-102
12	George Karl	11/4/97 to 12/20/97	12/23/97	Minnesota	103-112
11	George Karl	12/17/96 to 1/22/97	1/26/97	L.A. Lakers	103-104
11	George Karl	1/21/96 to 2/28/96	3/10/96	San Antonio	105-106
11	Lenny Wilkens	1/6/84 to 2/15/84	2/17/84	Boston	100-111
10	George Karl	12/1/95 to 1/16/96	1/19/96	New York	97-100
10	Lenny Wilkens	1/6/82 to 2/18/82	2/19/82	Atlanta	122-127
10	Lenny Wilkens	10/28/79 to 12/5/79	12/9/79	Chicago	112-121
10*	Lenny Wilkens	3/4/79 to 10/24/79	10/26/79	Phoenix	86-92

* Streak over two seasons

LONGEST ROAD WINNING STREAKS

STREAK	COACH	DATES OF STREAK	END OF STREAK	STREAK ENDED BY	SCORE
10	George Karl	1/3/95 to 2/5/95	2/15/95	at L.A. Lakers	96-102
8	Nate McMillan	1/24/02 to 2/27/02	3/4/02	at New York	87-89
8	George Karl	12/9/97 to 1/9/98	1/11/98	at New York	91-92
8	George Karl	11/7/96 to 11/24/96	11/26/96	at Charlotte	89-97
8	Lenny Wilkens	10/31/82 to 11/27/82	12/5/82	at Kansas City	103-106
7	George Karl	2/3/96 to 3/5/96	3/6/96	at Washington	88-99
6	Nate McMillan	12/8/04 to 1/3/05	1/5/05	at Orlando	87-105
6	Paul Westphal	1/4/00 to 1/20/00	1/21/00	at Boston	86-111
6	George Karl	2/6/93 to 2/26/93	3/8/93	at Indiana	99-105
6	Lenny Wilkens	1/2/79 to 1/25/79	1/26/79	at San Antonio	108-125

LONGEST HOME LOSING STREAKS

STREAK	COACH	DATES OF STREAK	END OF STREAK	STREAK ENDED BY	SCORE
11	P.J. Carlesimo/Scott Brooks	11/5/08 to 12/16/08	12/19/08	Toronto	91-83
9	P.J. Carlesimo/Bob Hill	4/9/07 to 11/28/07	11/30/07	Indiana	95-93
9	Al Bianchi	2/14/68 to 3/18/68	3/19/68	Chicago	122-104
6	P.J. Carlesimo	12/31/07 to 1/27/08	1/29/08	San Antonio	88-85
6	Lenny Wilkens	3/22/85 to 4/11/85	11/2/85	Chicago	118-100
6	Tom Nissalke	10/29/72 to 11/12/72	11/17/72	Philadelphia	105-92
6	Al Bianchi	12/24/67 to 1/8/68	1/28/68	Baltimore	136-126
5	Paul Westphal	3/18/00 to 3/29/00	3/31/00	Sacramento	123-108
5	Al Bianchi	12/12/68 to 12/29/68	12/30/68	Phoenix	120-118

LONGEST ROAD LOSING STREAKS

STREAK	COACH	DATES OF STREAK	END OF STREAK	STREAK ENDED BY	SCORE
15	Bob Hill	12/2/07 to 2/5/07	2/7/07	at Indiana	103-102
14*	Bill Russell	3/23/76 to 12/1/76	12/3/76	at Philadelphia	121-112
13	Tom Nissalke	11/21/72 to 12/25/72	12/26/72	at Golden State	97-95
12	P.J. Carlesimo	3/4/08 to 4/11/08	4/16/08	at Golden State	126-121
12	Bernie Bickerstaff	11/28/89 to 1/31/90	2/2/90	at Indiana	87-86
11*	Al Bianchi/Lenny Wilkens	3/15/69 to 11/2/69	11/4/69	at Detroit	116-102
10	P.J. Carlesimo	12/15/07 to 2/4/08	2/6/08	at Sacramento	105-92
10	Lenny Wilkens	3/4/84 to 3/29/84	3/31/84	at San Antonio	124-106

* Streak over two seasons

LARGEST MARGINS OF VICTORY

MARGIN	OPPONENT	DATE	SCORE
56	Philadelphia	3/6/93	149-93
56	at Houston	12/6/86	136-80
50	L.A. Clippers	12/2/88	154-104
49	L.A. Clippers	4/14/94	150-101
47	Denver	1/15/91	146-99
47	at Dallas	11/25/89	117-70
45	at New Orleans	2/27/13	119-74
45	Charlotte	11/26/12	114-69
45	San Francisco	2/14/71	146-101
44	Toronto	1/15/97	122-78
44	Phoenix	4/2/88	151-107
41	at L.A. Clippers	4/15/09	126-85
40	at Vancouver	4/3/98	138-98
40	Golden State	12/17/96	123-83
40	Philadelphia	3/23/96	129-89
40	at Detroit	3/12/95	134-94
40	Orlando	12/17/94	124-84
40	Charlotte	11/7/89	128-88

LARGEST MARGINS OF DEFEAT

MARGIN	OPPONENT	DATE	SCORE
52	at Denver	3/16/08	116-168
47	Boston	11/20/68	92-139
44	at Milwaukee	4/11/85	80-124
44	at Milwaukee	12/19/72	77-121
42	at Minnesota	1/7/09	87-129
42	Denver	2/27/08	96-138
41	San Antonio	3/25/07	79-120
41	at Washington	11/11/05	96-137
40	at Boston	2/5/03	74-114
40	at Houston	4/13/97	73-113
39	at Milwaukee	12/11/73	91-130
38	at Atlanta	3/15/72	96-134
38	at L.A. Lakers	2/2/68	113-151
38	Philadelphia	12/20/67	122-160



ALL-TIME OVERTIME RESULTS

DATE	OPPONENT	RESULT	DATE	OPPONENT	RESULT
10/21/67	at San Diego	W, 117-110	3/30/82	at Denver	L, 142-145
11/19/67	Detroit	W, 132-130	4/8/82	at San Diego	W, 117-115
2/5/68	Cincinnati (at Phoenix)	W, 132-129	12/14/82	Phoenix	L, 109-114
11/15/68	Phoenix	W, 128-124 (2OT)	3/13/83	at Kansas City	W, 120-115 (2OT)
12/6/68	San Francisco	W, 109-100	4/5/83	at San Diego	W, 115-109 (2OT)
1/29/69	Boston (at Philadelphia)	W, 124-122	4/16/83	at Golden State	L, 122-133
2/25/69	at L.A. Lakers	L, 111-114	12/30/83	Philadelphia	W, 97-93
3/16/69	at Atlanta	L, 127-131	1/31/84	at Utah	L, 94-98
12/6/69	Baltimore (at Philadelphia)	W, 132-129	2/29/84	at Dallas	W, 127-124 (2OT)
1/24/70	L.A. Lakers	L, 121-122	12/13/84	Los Angeles	W, 124-122
1/30/70	at San Diego	L, 117-119	11/16/85	at San Antonio	L, 95-97
1/22/71	Cincinnati	W, 132-131	11/30/85	at Denver	W, 131-123 (OT)
2/5/71	Atlanta	L, 120-121	1/18/86	at Sacramento	L, 96-98
12/19/71	Phoenix	W, 130-127	1/23/86	at Portland	L, 107-117 (2OT)
2/13/72	at Portland	W, 127-117	2/4/86	at San Antonio	L, 119-124
2/29/72	at Baltimore	W, 118-117	2/22/86	at Chicago	L, 125-129 (3OT)
10/22/72	Portland	W, 120-119	12/2/86	Chicago	L, 109-115
12/3/72	at Cleveland	L, 103-105	1/21/87	at Philadelphia	L, 123-129
12/13/72	Milwaukee	L, 103-104	1/31/87	Phoenix	W, 118-112
2/16/73	Golden State	W, 114-108	3/10/87	at Houston	W, 136-127 (2OT)
12/19/73	at Houston	W, 124-118	3/23/87	at New York	W, 126-121
1/4/74	Chicago	W, 103-101	4/7/87	Phoenix	L, 125-127
3/8/74	at Buffalo	W, 123-117	1/16/88	at L.A. Clippers	W, 114-112
11/29/74	at Philadelphia	W, 121-119	1/30/88	at San Antonio	L, 102-112 (2OT)
1/1/75	Washington	W, 123-118	2/15/88	Dallas	L, 122-128
1/12/75	Chicago	L, 123-127 (2OT)	2/23/88	at Chicago	L, 97-104
1/16/75	at Houston	W, 127-125	3/8/88	at Golden State	W, 121-116
2/9/75	Buffalo	L, 93-99	3/18/88	at San Antonio	W, 118-110
3/11/75	at Houston	W, 122-117	4/16/88	at Phoenix	L, 119-121
3/21/75	at L.A. Lakers	L, 109-112	11/5/88	Denver	W, 142-141
11/14/75	Cleveland	W, 100-97	12/23/88	at Cleveland	L, 107-119
11/25/75	at New York	W, 128-127	4/17/89	at Golden State	W, 116-109
1/9/76	at Phoenix	W, 112-110	4/21/89	at L.A. Clippers	W, 139-136
2/8/76	Phoenix	L, 101-107	11/9/89	at Milwaukee	L, 154-155 (5OT)
12/21/76	at Chicago	L, 101-103 (2OT)	11/14/89	Dallas	L, 109-113
1/30/77	San Antonio	L, 118-126	2/16/90	at Philadelphia	L, 96-100
2/11/77	Golden State	W, 114-107	4/3/90	Portland	W, 136-134
2/15/77	at San Antonio	L, 106-109	4/19/90	at Sacramento	W, 130-118
11/2/77	at Indiana	W, 106-104	11/13/90	New York	L, 110-116
12/18/77	Washington	W, 111-109	12/1/90	Portland	L, 124-130 (3OT)
2/10/78	Denver	W, 126-123	2/19/91	at Philadelphia	L, 104-107
2/28/78	at Kansas City	W, 114-107	3/5/91	Cleveland	L, 111-113
2/9/79	at Milwaukee	L, 116-118	3/15/91	Minnesota	L, 96-100
3/11/79	at Atlanta	L, 111-113	3/16/91	Utah	L, 98-104
3/30/79	at Phoenix	L, 111-113	11/14/91	at Cleveland	L, 109-115
11/30/79	at Kansas City	W, 107-102	11/22/91	Chicago	L, 109-112
1/2/80	Washington	L, 134-139 (2OT)	11/26/91	Golden State	W, 136-130
1/20/80	at Boston	W, 108-106 (2OT)	12/26/91	at Sacramento	W, 115-106
2/27/80	Philadelphia	L, 98-101	1/2/92	Miami	W, 113-109
11/15/80	Houston	W, 143-139	1/14/92	Charlotte	L, 116-117
1/2/81	Philadelphia	L, 117-120	2/27/92	at Utah	W, 130-124
1/21/81	at New Jersey	L, 122-126	1/22/93	at Golden State	W, 118-114 (2OT)
2/10/81	Boston	W, 108-107	2/4/93	at New Jersey	L, 103-113
2/19/82	Atlanta	L, 122-127 (4OT)	3/2/93	Cleveland	W, 108-105



ALL-TIME OVERTIME RESULTS

DATE	OPPONENT	RESULT	DATE	OPPONENT	RESULT
11/13/93	Atlanta	W, 97-89	11/13/05	at Toronto	W, 126-121
12/8/93	at San Antonio	W, 109-107	12/13/05	Golden State	L, 107-110
12/10/94	at L.A. Clippers	W, 132-127 (2OT)	1/22/06	at Phoenix	W, 152-149 (2OT)
1/10/95	at Golden State	W, 128-118	2/12/06	Denver	L, 112-120
1/28/95	L.A. Lakers	L, 121-128	11/11/06	at Atlanta	W, 113-112
2/9/95	Chicago	W, 126-118	12/18/06	at Memphis	L, 126-134 (2OT)
3/3/95	at Phoenix	L, 118-122	1/12/07	Utah	W, 122-114
12/12/95	at Dallas	L, 101-112	3/11/07	at Toronto	L, 119-120
12/30/95	at Phoenix	W, 123-112	4/4/07	at New Orleans/Oklahoma City	L, 92-101
1/19/96	New York	L, 97-100	11/16/07	at Atlanta	W, 126-123 (2OT)
2/3/96	at Houston	W, 104-103	1/14/08	L.A. Lakers	L, 121-123
3/5/96	at Cleveland	W, 107-101 (2OT)	3/2/08	at Minnesota	W, 111-108
4/5/96	Phoenix	W, 130-121 (2OT)	4/6/08	Denver	W, 151-147 (2OT)
11/20/96	at Washington	W, 115-110 (2OT)	1/10/09	at Chicago	W, 109-98
2/23/97	at Utah	W, 89-87	1/12/09	at New Jersey	L, 99-103
3/18/97	at Chicago	L, 87-89	1/28/09	Memphis	W, 114-102
2/13/98	at L.A. Lakers	W, 113-108	2/1/09	at Sacramento	L, 118-122
3/3/98	at Miami	W, 97-91	2/27/09	at Dallas	L, 108-100
3/8/98	at Minnesota	W, 99-98	11/3/09	L.A. Lakers	L, 98-101
2/5/99	Dallas	W, 92-86	1/2/10	at Milwaukee	L, 97-103
2/17/99	Sacramento	L, 106-109	1/13/10	San Antonio	L, 108-109
4/6/99	Sacramento	L, 106-112	2/20/10	at New York	W, 121-118
4/15/99	at Sacramento	W, 99-98	4/6/10	at Utah	L, 139-140
1/9/00	at Golden State	W, 100-95	11/4/10	at Portland	W, 107-106
3/5/00	at Minnesota	L, 100-105	11/26/10	at Indiana	W, 110-106
4/10/00	at L.A. Lakers	L, 103-106	12/1/10	at New Jersey	W, 123-120 (3OT)
4/18/00	at Sacramento	W, 119-112	1/26/11	at Minnesota	W, 118-117
1/24/01	at L.A. Clippers	W, 114-110	1/28/11	Washington	W, 124-117 (2OT)
3/1/01	at Cleveland	W, 101-99	2/8/11	Memphis	L, 101-105
3/4/01	at Minnesota	L, 111-119	3/6/11	Phoenix	W, 122-118
3/11/01	at L.A. Lakers	W, 109-97	3/9/11	at Philadelphia	W, 110-105
4/15/01	Dallas	L, 99-107	3/29/11	Golden State	W, 115-114
11/5/01	at Orlando	W, 123-119 (2OT)	4/13/11	Milwaukee	L, 106-110
11/6/01	at Miami	L, 85-87	2/6/12	at Portland	W, 111-107
12/7/01	Miami	L, 94-98	2/19/12	Denver	W, 124-118
12/21/01	at Golden State	W, 111-108	3/23/12	Minnesota	W, 149-140 (2OT)
3/7/02	Charlotte	W, 92-89	4/22/12	at L.A. Lakers	L, 106-114 (2OT)
11/26/02	at Atlanta	L, 116-119	11/21/12	L.A. Clippers	W, 117-111
12/4/02	Indiana	L, 111-114	11/24/12	at Philadelphia	W, 116-109
12/27/02	New Orleans	L, 86-88	12/27/12	Dallas	W, 111-105
1/17/03	Memphis	W, 103-97	1/18/13	at Dallas	W, 117-114
2/3/03	at New Jersey	L, 108-109	1/20/13	at Denver	L, 118-121
3/21/03	Denver	W, 101-99	3/20/13	at Memphis	L, 89-90
DATE	OPPONENT	RESULT	TOTALS	206 OVERTIME GAMES	111-94 (.541)
4/1/03	at Chicago	W, 101-94	(HOME: 45-40, ROAD: 63-54, NEUTRAL: 3-0)		
12/16/03	at Phoenix	L, 91-92			
1/5/04	Portland	W, 119-108			
1/10/04	at Golden State	L, 110-113			
2/25/04	Utah	L, 92-93			
3/27/04	at Portland	L, 108-115			
12/1/04	Utah	W, 129-119			
1/18/05	at Denver	L, 110-116			
3/25/05	New York	W, 109-101			
11/4/05	Minnesota	W, 107-102			
			DOUBLE-OVERTIME: 17-6		
			TRIPLE-OVERTIME: 1-2		
			QUADRUPLE-OVERTIME: 0-1		
			QUINTUPLE-OVERTIME: 0-1		



TEAM RECORDS

MOST POINTS SCORED

Game:	154	at Milwaukee (5OT)	11/9/89
	154	L.A. Clippers	12/2/88
Half:	86	Miami	1/5/90
	86	Baltimore	2/13/70
Quarter:	51	Baltimore	2/13/70

FEWEST POINTS SCORED

Game:	65	Detroit	3/7/04
	65	at L.A. Clippers	11/18/90
Half:	25	at L.A. Clippers	4/16/12
	25	Houston	4/4/08
	25	at Miami	3/12/04
Quarter:	6	Houston	3/8/05

FIELD GOALS MADE

Game:	67	Denver	3/18/83
Half:	38	Denver	3/18/83
Quarter:	20	5 times, last, at L.A. Lakers	3/4/87
Low game:	21	at Cleveland	2/25/97

FIELD GOALS ATTEMPTED

Game:	131	Baltimore (at Philadelphia)	12/6/69
Half:	75	Cincinnati	1/22/71
Quarter:	42	Philadelphia	11/20/67
Low game:	59	at Golden State	2/13/11
	59	Detroit	3/7/04
	59	Denver	2/24/95

FIELD GOAL PERCENTAGE

Highest:	.661	at Philadelphia	1/21/02
	(41-62)		
Lowest:	.294	at Milwaukee	2/27/05
	(25-85)		

FREE THROWS MADE

Game:	52	Philadelphia	11/15/69
Half:	*36	at Denver	4/7/91
Quarter:	20	4 times, last, vs. Golden State	12/5/10
Low game:	2	Dallas	1/7/85

FREE THROWS ATTEMPTED

Game:	67	Philadelphia	11/15/69
Half:	45	at New York	2/17/68
Quarter:	30	Dallas	3/15/92
Low game:	4	Dallas	1/7/85

FREE THROW PERCENTAGE

Highest:	1.000	10 times, last, Minnesota	2/1/09
	(22-22)		
Low game:	.310	at Phoenix	10/16/79
	(9-29)		

THREE-POINT FIELD GOALS MADE

Game:	18	at Philadelphia	11/16/04
	18	Boston	2/22/04

THREE-POINT FIELD GOALS ATTEMPTED

Game:	41	at Boston	12/10/03
-------	----	-----------	----------

REBOUNDS

Game:	94	Phoenix (2OT)	11/15/68
Half:	52	L.A. Lakers	2/8/68
Quarter:	28	5 times, last, at Detroit	2/7/80
Low game:	19	Phoenix	4/14/99

ASSISTS

Game:	52	Denver	3/18/83
Half:	28	Milwaukee	11/24/68
Quarter:	16	Kansas City	3/31/82
Low game:	6	Portland	11/1/09

PERSONAL FOULS

Game:	48	Atlanta (4OT)	2/19/82
-------	----	---------------	---------

DISQUALIFICATIONS

Game:	4	4 times, last, at Denver	11/30/85
-------	---	--------------------------	----------

STEALS

Game:	**27	Toronto	1/15/97
Half:	15	Toronto	1/15/97
	15	Minnesota	4/13/93
Quarter:	*11	Toronto	1/15/97
Low game:	0	at Cleveland	11/27/73

BLOCKED SHOTS

Game:	16	2 times, last, Golden State	2/6/13
Low game:	0	Many times, last, vs. Toronto	3/20/11

TURNOVERS

Game:	36	Atlanta	10/24/73
	36	at New York	2/17/68
Half:	23	New York	2/22/70
Quarter:	16	at Buffalo	3/4/75
Low game:	2	L.A. Lakers	3/5/13

* Tied NBA Record

** NBA Record



OPPONENT TEAM RECORDS

MOST POINTS SCORED

Game:	168	at Denver	3/16/08
Half:	95	Philadelphia	12/20/67
Quarter:	53	New York (at Philadelphia)	12/26/67
	53	Philadelphia	12/20/67

FEWEST POINTS SCORED

Game:	56	Utah	2/16/99
Half:	20	New Orleans	1/4/75
Quarter:	6	New Orleans/Oklahoma City	4/4/07

FIELD GOALS MADE

Game:	64	L.A. Lakers	4/12/85
Half:	38	Philadelphia	12/20/67
Quarter:	20	4 times, last, Cleveland	2/5/80
Low game:	20	New York	2/21/97

FIELD GOALS ATTEMPTED

Game:	131	Boston	10/17/70
Half:	72	Boston	10/17/70
Low game:	61	at Cleveland	2/25/97
	61	at Sacramento	4/21/95

FIELD GOAL PERCENTAGE

Highest:	.671	Phoenix	1/6/86
	(47-70)		
Lowest:	.287	at New York	2/22/94
	(29-101)		

FREE THROWS MADE

Game:	51	Dallas	11/6/86
Half:	31	at L.A. Lakers	4/5/88
Quarter:	20	Brooklyn	1/2/13
Low game:	2	3 times, last, at Miami	11/9/02

FREE THROWS ATTEMPTED

Game:	65	Detroit	2/16/79
	65	San Diego	12/28/67
Half:	40	Philadelphia	12/20/67
Quarter:	24	3 times, last, Milwaukee (at Portland)	2/21/70
Low game:	4	3 times, last, Portland	2/26/07

FREE THROW PERCENTAGE

Highest:	1.000	16 times, last, at Dallas	3/17/13
	(16-16)		

THREE-POINT FIELD GOALS MADE

Game:	18	at Phoenix (2OT)	1/22/06
	17	at L.A. Lakers	1/7/03

THREE-POINT FIELD GOALS ATTEMPTED

Game:	45	at Golden State	4/16/08
-------	----	-----------------	---------



INDIVIDUAL RECORDS

POINTS

Game:	58	Fred Brown	at Golden State	3/23/74
Half:	34	Bob Rule	Philadelphia	11/15/69
Quarter:	25	Bob Rule	Philadelphia	11/15/69

REBOUNDS

Game:	30	Jim Fox	L.A. Lakers	12/26/73
Half:	21	Marvin Webster	at Atlanta	11/1/77
Quarter:	12	Jim Fox	at Buffalo	3/2/73
	12	Don Smith	Phoenix	1/15/72
	12	Bob Rule	New York	12/22/67

ASSISTS

Game:	25	Nate McMillan	L.A. Clippers	2/23/87
Half:	17	Nate McMillan	L.A. Clippers	2/23/87
Quarter:	11	Avery Johnson	Miami	1/5/90
	11	Nate McMillan	L.A. Clippers	2/23/87

STEALS

Game:	10	Gus Williams	New Jersey	2/22/78
	10	Fred Brown	at Philadelphia	12/3/76
Half:	8	Gus Williams	at Washington	1/23/79
	8	Fred Brown	at Philadelphia	12/3/76

BLOCKED SHOTS

Game:	10	Calvin Booth	Cleveland	1/13/04
	10	Shawn Kemp	at L.A. Lakers	1/18/91

FIELD GOALS MADE

Game:	24	Fred Brown	at Golden State	3/23/74
Half:	13	Gary Payton	L.A. Clippers	12/27/01
	13	Fred Brown	at Golden State	3/23/74
	13	Spencer Haywood	at Golden State	12/26/72
Quarter:	10	Gus Williams	at Golden State	11/10/81
	10	Bob Rule	Philadelphia	11/15/69

FIELD GOALS ATTEMPTED

Game:	39	Dale Ellis	at Milwaukee	11/9/89
	39	Bob Rule	Milwaukee	11/21/69
Half:	23	Fred Brown	at Buffalo	3/8/74

THREE-POINT FIELD GOALS MADE

Game:	9	Dale Ellis	L.A. Clippers	4/20/90
-------	---	------------	---------------	---------

THREE-POINT FIELD GOALS ATTEMPTED

Game:	17	Ray Allen	Denver	1/23/07
	17	Gary Payton	at Minnesota	12/23/99

FREE THROWS MADE

Game:	21	Kevin Durant	at Dallas	1/18/13
	21	Jack Sikma	Kansas City	11/14/80
	21	Spencer Haywood	Kansas City-Omaha	1/3/73
	21	Lenny Wilkens	at Philadelphia	11/8/69
Half:	15	Lenny Wilkens	at Philadelphia	11/8/69
Quarter:	12	Shawn Kemp	at Phoenix	4/14/92

FREE THROWS ATTEMPTED

Game:	27	Spencer Haywood	Kansas City-Omaha	1/1/73
Half:	18	Lenny Wilkens	at Philadelphia	11/8/69
Quarter:	15	Shawn Kemp	at Phoenix	4/14/92



OPPONENT INDIVIDUAL RECORDS

POINTS

Game:	60	Tom Chambers	at Phoenix	3/24/90
Half:	35	Tom Chambers	at Phoenix	3/24/90
Quarter:	25	Steve Smith	at Atlanta	3/14/97

REBOUNDS

Game:	38	Wilt Chamberlain	Philadelphia	12/20/67
Half:	24	Wilt Chamberlain	Philadelphia	12/20/67
Quarter:	14	Bill Russell	at Boston	11/8/68
	14	Wilt Chamberlain	Philadelphia	12/20/67

ASSISTS

Game:	23	Magic Johnson	at L.A. Lakers	2/21/84
Half:	18	Magic Johnson	at L.A. Lakers	2/21/84
Quarter:	12	Magic Johnson	at L.A. Lakers	2/21/84

STEALS

Game:	10	Jerry West	at L.A. Lakers	12/7/73
Half:	6	Michael Williams	at Minnesota	2/24/93

BLOCKED SHOTS

Game:	12	Hakeem Olajuwon	at Houston (OT)	3/10/87
Half:	7	Hakeem Olajuwon	Houston (at Japan)	11/7/92
	7	Joel Przybilla	Portland	4/2/06

FIELD GOALS MADE

Game:	23	Antawn Jamison	Golden State	12/3/00
Half:	15	Tom Chambers	at Phoenix	3/24/90
Quarter:	10	Ralph Sampson	Houston	1/6/84

FIELD GOALS ATTEMPTED

Game:	44	Kobe Bryant	L.A. Lakers (OT)	1/14/08
	39	Nate Archibald	at Kansas City-Omaha	11/15/72
Half:	24	Elvin Hayes	at San Diego	11/22/68

THREE-POINT FIELD GOALS MADE

Game:	*12	Kobe Bryant	at L.A. Lakers	1/7/03
-------	-----	-------------	----------------	--------

THREE-POINT FIELD GOALS ATTEMPTED

Game:	18	Kobe Bryant	at L.A. Lakers	1/7/03
-------	----	-------------	----------------	--------

FREE THROWS MADE

Game:	21	Connie Hawkins	at Phoenix	1/17/70
Half:	15	Dwight Howard	vs. Orlando	1/13/11
	15	Allen Leavell	at Houston	11/14/82
	15	Connie Hawkins	at Phoenix	1/17/70
Quarter:	12	Allen Leavell	at Houston	11/14/82

FREE THROWS ATTEMPTED

Game:	30	Wilt Chamberlain	Philadelphia (at Boston)	12/1/67
Half:	18	Wilt Chamberlain	Philadelphia (at New York)	12/12/67
Quarter:	15	Wilt Chamberlain	Philadelphia (at New York)	12/12/67

* Tied NBA Record



ALL-TIME CAREER LEADERS

POINTS

1.	Gary Payton	18,207
2.	Fred Brown	14,018
3.	Kevin Durant	12,258
4.	Jack Sikma	12,034
5.	Rashard Lewis	10,251
6.	Shawn Kemp	10,148
7.	Gus Williams	9,676
8.	Dale Ellis	9,405
9.	Xavier McDaniel	8,438
10.	Spencer Haywood	8,131

REBOUNDS

1.	Jack Sikma	7,729
2.	Shawn Kemp	5,978
3.	Gary Payton	4,240
4.	Michael Cage	3,975
5.	Spencer Haywood	3,954
6.	Nick Collison	3,936
7.	Rashard Lewis	3,595
8.	Nate McMillan	3,222
9.	Kevin Durant	3,153
10.	Xavier McDaniel	2,839

STEALS

1.	Gary Payton	2,107
2.	Nate McMillan	1,544
3.	Fred Brown	1,149
4.	Gus Williams	1,086
5.	Don "Slick" Watts	833
6.	Shawn Kemp	775
7.	Jack Sikma	755
8.	Rashard Lewis	708
9.	Russell Westbrook	630
10.	Kevin Durant	578

GAMES PLAYED

1.	Gary Payton	999
2.	Fred Brown	963
3.	Nate McMillan	796
4.	Jack Sikma	715
5.	Nick Collison	669
6.	Shawn Kemp	625
7.	Rashard Lewis	617
8.	Michael Cage	490
9.	Gus Williams	477
10.	Kevin Durant	461

PERSONAL FOULS

1.	Gary Payton	2,577
2.	Jack Sikma	2,473
3.	Nate McMillan	2,408
4.	Shawn Kemp	2,379
5.	Nick Collison	2,033
6.	Fred Brown	1,937
7.	Rashard Lewis	1,477
8.	Tom Chambers	1,473
9.	Xavier McDaniel	1,347
10.	Derrick McKey	1,318

SCORING AVERAGE (MINIMUM 200 GAMES)

1.	Kevin Durant	26.6
2.	Spencer Haywood	24.9
3.	Ray Allen	24.6
4.	Bob Rule	21.4
5.	Dale Ellis	20.9
6.	Xavier McDaniel	20.7
7.	Tom Chambers	20.4
8.	Gus Williams	20.3
9.	Russell Westbrook	19.9
10.	Lenny Wilkens	19.5

ASSISTS

1.	Gary Payton	7,384
2.	Nate McMillan	4,893
3.	Fred Brown	3,160
4.	Gus Williams	2,865
5.	Lenny Wilkens	2,777
6.	Russell Westbrook	2,726
7.	Jack Sikma	2,345
8.	Don "Slick" Watts	2,274
9.	Luke Ridnour	1,805
10.	Brent Barry	1,668

BLOCKED SHOTS

1.	Shawn Kemp	959
2.	Serge Ibaka	778
3.	Jack Sikma	705
4.	Alton Lister	500
5.	Kevin Durant	470
6.	Tom Burleson	420
7.	Nick Collison	398
8.	Derrick McKey	375
9.	Rashard Lewis	362
10.	Nate McMillan	356

MINUTES

1.	Gary Payton	36,858
2.	Jack Sikma	24,707
3.	Fred Brown	24,422
4.	Rashard Lewis	20,921
5.	Nate McMillan	20,462
6.	Shawn Kemp	18,609
7.	Kevin Durant	17,595
8.	Gus Williams	16,262
9.	Nick Collison	15,247
10.	Dale Ellis	15,057

DISQUALIFICATIONS

1.	Shawn Kemp	79
2.	Nate McMillan	43
3.	Jack Sikma	40
4.	Lonnie Shelton	38
5.	Tom Meschery	36
6.	Tom Chambers	31
7.	Nick Collison	29
8T.	Bob Rule	24
8T.	Don "Slick" Watts	24
10T.	Alton Lister	22
10T.	Dick Snyder	22



ALL-TIME CAREER LEADERS

FIELD GOALS MADE

1.	Gary Payton	7,292
2.	Fred Brown	6,006
3.	Jack Sikma	4,493
4.	Kevin Durant	4,127
5.	Gus Williams	3,978
6.	Rashard Lewis	3,762
7.	Shawn Kemp	3,672
8.	Dale Ellis	3,611
9.	Xavier McDaniel	3,496
10.	Spencer Haywood	3,168

FREE THROWS MADE

1.	Kevin Durant	3,303
2.	Jack Sikma	3,044
3.	Shawn Kemp	2,780
4.	Gary Payton	2,706
5.	Tom Chambers	2,150
6.	Russell Westbrook	2,009
7.	Lenny Wilkens	1,926
8.	Fred Brown	1,896
9.	Spencer Haywood	1,795
10.	Detlef Schrempf	1,774

THREE-POINT FIELD GOALS MADE

1.	Rashard Lewis	973
2.	Gary Payton	917
3.	Ray Allen	869
4.	Kevin Durant	701
5.	Dale Ellis	699
6.	Brent Barry	669
7.	Sam Perkins	592
8.	Vladimir Radmanovic	510
9.	Hersey Hawkins	469
10.	Detlef Schrempf	340

FIELD GOAL PERCENTAGE (MINIMUM 1,000 ATTS.)

1.	James Donaldson	.584
2.	Serge Ibaka	.552
3.	Nick Collison	.541
4.	Chris Wilcox	.537
5.	Michael Cage	.522
6.	Shawn Kemp	.521
7.	Sedale Threatt	.509
8.	Olden Polynice	.505
9.	Danny Vranes	.504
10.	Dick Snyder	.503

FIELD GOALS ATTEMPTED

1.	Gary Payton	15,562
2.	Fred Brown	12,568
3.	Jack Sikma	9,539
4.	Kevin Durant	8,692
5.	Gus Williams	8,374
6.	Rashard Lewis	8,162
7.	Dale Ellis	7,246
8.	Xavier McDaniel	7,074
9.	Shawn Kemp	7,054
10.	Spencer Haywood	6,849

FREE THROWS ATTEMPTED

1.	Shawn Kemp	3,808
2.	Kevin Durant	3,738
3.	Gary Payton	3,726
4.	Jack Sikma	3,641
5.	Tom Chambers	2,603
6.	Lenny Wilkens	2,460
7.	Russell Westbrook	2,469
8.	Gus Williams	2,216
9.	Fred Brown	2,211
10.	Spencer Haywood	2,207

THREE-POINT FIELD GOALS ATTEMPTED

1.	Gary Payton	2,855
2.	Rashard Lewis	2,519
3.	Ray Allen	2,252
4.	Kevin Durant	1,878
5.	Dale Ellis	1,674
6.	Brent Barry	1,560
7.	Sam Perkins	1,549
8.	Vladimir Radmanovic	1,352
9.	Hersey Hawkins	1,216
10.	Nate McMillan	870

FREE THROW PERCENTAGE (MINIMUM 500 ATTS.)

1.	Ricky Pierce	.906
2.	Ray Allen	.899
3.	Eddie A. Johnson	.891
4.	Kevin Durant	.884
5.	Hersey Hawkins	.876
6.	Kevin Durant	.867
7.	Fred Brown	.858
8.	Luke Ridnour	.855
9.	Dick Snyder	.843
10.	Jack Sikma	.836



OKLAHOMA CITY TEAM RECORDS

MOST POINTS SCORED

Game:	149	Minnesota (2OT)	3/23/12
Half:	74	Houston	3/24/10
Quarter:	43	Minnesota	4/4/10

FEWEST POINTS SCORED

Game:	72	Portland	4/3/09
Half:	25	at L.A. Clippers	4/16/12
Quarter:	10	at Philadelphia	2/29/12
Low:	10	at Memphis	12/11/09

FIELD GOALS MADE

Game:	60	Minnesota (2OT)	3/23/12
Half:	29	2 times, last, Phoenix	2/8/13
Quarter:	17	Denver	1/2/09
Low:	24	Portland	11/1/10

FIELD GOALS ATTEMPTED

Game:	113	Minnesota (2OT)	3/23/12
Half:	59	L.A. Clippers	4/6/11
Quarter:	33	at Golden State	4/11/10
Low:	59	at Golden State	2/13/11

FIELD GOAL PERCENTAGE

Highest:	.630	Charlotte	3/10/12
	(46-73)		
Lowest:	.325	at Denver	3/3/10
	(27-83)		

FREE THROWS MADE

Game:	40	at Denver (OT)	1/20/13
Half:	30	Golden State	12/5/10
Quarter:	20	Golden State	12/5/10
Low:	9	2 times, last, Charlotte	4/10/09

FREE THROWS ATTEMPTED

Game:	48	at Denver (OT)	1/20/13
Half:	33	vs. Golden State	12/5/10
Quarter:	22	at Denver	4/5/11
Low:	12	3 times, last, at Chicago	1/4/10

FREE THROW PERCENTAGE

Highest:	1.000	3 times, last, Minnesota	2/22/13
	(16-16)		
Lowest:	.500	Utah	12/31/09
	(14-28)		

THREE-POINT FIELD GOALS MADE

Game:	15	at L.A. Clippers	1/22/13
Half:	11	at L.A. Clippers	1/22/13
Quarter:	7	at Utah	4/6/10
Low:	0	2 times, last, at New Jersey	12/28/09

THREE-POINT FIELD GOALS ATTEMPTED

Game:	30	2 times, last, New Orleans	2/17/09
Half:	19	at Utah	4/6/10
Quarter:	12	at Utah	4/6/10
Low:	3	Minnesota	11/2/08

THREE-POINT FIELD GOAL PERCENTAGE

Highest:	.667	3 times, last, Phoenix	2/8/13
	(14-21)		
Lowest:	.000	2 times, last at New Jersey	12/28/09
	(0-4)		

REBOUNDS

Game:	61	at Houston	12/29/12
Half:	43	Orlando	11/12/08
Quarter:	24	2 times, last at New York	11/14/08
Low:	26	at Utah	2/12/13

ASSISTS

Game:	36	at L.A. Clippers	4/15/09
Half:	20	2 times, last, Phoenix	2/8/13
Quarter:	12	Golden State	11/18/12
Low:	6	Portland	11/1/09

PERSONAL FOULS

Game:	34	Memphis (OT)	2/8/11
-------	----	--------------	--------

DISQUALIFICATIONS

Game:	2	3 times, last, at L.A. Clippers	4/2/11
-------	---	---------------------------------	--------

STEALS

Game:	17	at L.A. Clippers	4/15/09
Half:	11	3 times, last, Minnesota	3/25/11
Quarter:	7	3 times, last, at L.A. Lakers	4/10/11
Low:	1	at Orlando	2/25/11

BLOCKED SHOTS

Game:	17	at Sacramento	2/9/12
Half:	10	Portland	3/27/11
Quarter:	7	2 times, last, at Detroit	11/12/12
Low:	0	3 times, last, Toronto	3/20/11

TURNOVERS:

Game:	26	3 times, last, Dallas	12/29/11
Half:	17	at Denver	3/3/10
Quarter:	11	2 times, last, Charlotte	4/10/09
Low:	2	L.A. Lakers	3/5/13

OKLAHOMA CITY OPPONENT TEAM RECORDS



MOST POINTS SCORED

Game:	140	3 times, last Minnesota (2OT)	3/23/12
Half:	79	at Phoenix	2/20/09
Quarter:	42	at Minnesota	1/7/09

FEWEST POINTS SCORED

Game:	69	2 times, last, at Phoenix	2/10/13
Half:	24	Charlotte	11/26/12
Quarter:	7	at Portland	4/12/13

FIELD GOALS MADE

Game:	53	at Phoenix	2/20/09
Half:	30	at Phoenix	2/20/09
Quarter:	17	Boston	3/31/10
Low:	23	Charlotte	11/26/12

FIELD GOALS ATTEMPTED

Game:	108	Washington (2OT)	1/28/11
Half:	56	at Golden State	2/13/11
Quarter:	33	Denver	2/4/09
Low:	67	Denver	1/29/10

FIELD GOAL PERCENTAGE

Highest:	.608	at Cleveland	11/26/08
	(45-74)		
Lowest:	.291	Chicago	2/24/13
	(25-86)		

FREE THROWS MADE

Game:	38	2 times, last, at Sacramento	4/11/11
Half:	26	at Sacramento	4/11/11
Quarter:	20	Brooklyn	1/2/13
Low:	3	Detroit	1/16/09

FREE THROWS ATTEMPTED

Game:	43	at Washington	1/18/12
Half:	30	at Sacramento	4/11/11
Quarter:	21	2 times, last, Brooklyn	1/2/13
Low:	8	2 times, last, Chicago	1/27/10

FREE THROW PERCENTAGE

Highest:	1.000	8 times, last, at Dallas	3/17/13
	(16-16)		
Lowest:	.375	Detroit	1/16/09
	(3-8)		

THREE-POINT FIELD GOALS MADE

Game:	15	New York	4/7/13
Half:	10	2 times, last, New York	4/7/13
Quarter:	8	at Houston	2/20/13
Low:	0	2 times, last, at Washington	3/14/11

THREE-POINT FIELD GOALS ATTEMPTED

Game:	36	Minnesota (2OT)	3/23/12
Half:	21	3 times, last, L.A. Lakers	3/5/13
Quarter:	13	at Houston	2/20/13
Low:	5	Memphis (OT)	2/8/11

THREE-POINT FIELD GOAL PERCENTAGE

Highest:	.714	at Charlotte	3/17/10
	(5-7)		
Lowest:	.000	2 times, last, at Washington	3/14/11
	(0-9)		

REBOUNDS

Game:	67	at L.A. Lakers (2OT)	4/22/12
Half:	41	at Memphis	12/11/09
Quarter:	26	at Memphis	12/11/09
Low:	25	New Orleans	2/27/13

ASSISTS

Game:	36	at Phoenix	2/20/09
Half:	22	at Utah	1/30/09
Quarter:	12	6 times, last, at Toronto	1/6/13
Low:	7	L.A. Lakers	3/26/10

PERSONAL FOULS

Game:	31	3 times, last, at Philadelphia	11/24/12
-------	----	--------------------------------	----------

DISQUALIFICATIONS

Game:	2	2 times, last, at Sacramento	2/1/09
-------	---	------------------------------	--------

STEALS

Game:	16	3 times, last, L.A. Clippers	11/21/12
Half:	11	at Denver	3/3/10
Quarter:	7	3 times, last, Milwaukee	4/13/11
Low:	0	L.A. Lakers	3/5/13

BLOCKED SHOTS

Game:	16	2 times, last, L.A. Lakers	11/3/09
Half:	9	Orlando	11/12/08
Quarter:	6	Miami	1/18/09
Low:	0	5 times, last, Sacramento	4/15/13

TURNOVERS:

Game:	26	L.A. Lakers	11/3/09
Half:	16	2 times, last, at L.A. Clippers	3/3/13
Quarter:	12	New Jersey	12/29/10
Low:	5	2 times, last, at Portland	4/1/11



OKLAHOMA CITY INDIVIDUAL RECORDS

POINTS

Game:	52	Kevin Durant	at Dallas	1/18/13
Half:	32	Kevin Durant	at Minnesota (OT)	1/26/11
Quarter:	22	Kevin Durant	Miami	2/14/13

REBOUNDS

Game:	20	Serge Ibaka	Phoenix	3/7/12
Half:	11	3 times, last, Serge Ibaka	Dallas	12/27/12
Quarter:	9	3 times, last, Kendrick Perkins	at L.A. Lakers	1/11/13

ASSISTS

Game:	16	Russell Westbrook	Minnesota	4/4/10
Half:	10	5 times, last, Russell Westbrook	Minnesota	11/22/10
Quarter:	8	4 times, last, Russell Westbrook	at Sacramento	1/25/13

STEALS

Game:	8	Russell Westbrook	at Golden State	2/6/10
Half:	5	Russell Westbrook	Utah	11/30/12
Quarter:	4	Russell Westbrook	at Golden State	2/6/10

BLOCKED SHOTS

Game:	11	Serge Ibaka	Portland (OT)	2/6/12
-------	----	-------------	---------------	--------

FIELD GOALS MADE

Game:	19	Kevin Durant	Denver (OT)	2/19/12
Half:	15	Kevin Durant	at L.A. Clippers	1/23/09
Quarter:	9	Kevin Durant	at L.A. Clippers	1/23/09

FIELD GOAL ATTEMPTED

Game:	34	Kevin Durant	at L.A. Lakers (2OT)	4/22/12
Half:	20	Kevin Durant	at Phoenix	1/14/13
Quarter:	15	Kevin Durant	at Golden State	4/11/10

THREE-POINT FIELD GOALS MADE

Game:	7	Kevin Durant	at Utah	4/6/10
Half:	5	4 times, last, Kevin Durant	at L.A. Clippers	1/22/13
Quarter:	4	3 times, last, Kevin Durant	at Phoenix	2/8/13

THREE-POINT FIELD GOALS ATTEMPTED

Game:	15	Kevin Durant	at Portland	4/1/11
Half:	9	2 times, last, Kevin Durant	at Portland	4/1/11
Quarter:	6	4 times, last, Kevin Martin	L.A. Lakers	3/5/13

FREE THROWS MADE

Game:	24	Kevin Durant	at L.A. Clippers	1/23/09
Half:	15	3 times, last, Kevin Durant	at Toronto	3/19/10
Quarter:	10	3 times, last, Kevin Durant	Utah	3/23/11

FREE THROWS ATTEMPTED

Game:	26	Kevin Durant	Golden State	12/8/08
Half:	17	Kevin Durant	at L.A. Clippers	1/23/09
Quarter:	11	Kevin Durant	Utah	3/23/11



OKLAHOMA CITY OPPONENT INDIVIDUAL RECORDS

POINTS

Game:	51	Kevin Love	Minnesota (2OT)	3/23/12
Half:	27	Dwight Howard	Orlando	1/13/11
Quarter:	23	Isaiah Thomas	at Sacramento	12/14/12

REBOUNDS

Game:	23	Dwight Howard	at Orlando	12/5/08
Half:	16	Zach Randolph	at Memphis	12/11/09
Quarter:	13	Zach Randolph	at Memphis	12/11/09

ASSISTS

Game:	16	2 times, last, Rajon Rondo	at Boston	11/23/12
Half:	10	2 times, last, Jrue Holiday	at Philadelphia	11/24/12
Quarter:	8	3 times, last, LeBron James	Miami	1/30/11

STEALS

Game:	7	Cuttino Mobley	L.A. Clippers	11/19/08
Half:	5	2 times, last, Tony Allen	Memphis (OT)	2/8/11
Quarter:	4	8 times, last, Brandon Jennings	Milwaukee	4/13/11

BLOCKED SHOTS

Game:	10	Dwight Howard	Orlando	11/12/08
-------	----	---------------	---------	----------

FIELD GOALS MADE

Game:	18	Monta Ellis	at Golden State	2/7/12
Half:	11	Gerald Wallace	Portland	3/27/11
Quarter:	9	Isaiah Thomas	Sacramento	12/14/12

FIELD GOAL ATTEMPTED

Game:	33	Nick Young	Washington (2OT)	1/28/11
Half:	19	Gerald Wallace	Portland	3/27/11
Quarter:	14	Steph Curry	at Golden State	1/23/13

THREE-POINT FIELD GOALS MADE

Game:	7	3 times, last, James Harden	at Houston	2/20/13
Half:	5	3 times, last, James Harden	at Houston	2/20/13
Quarter:	4	5 times, last, James Harden	at Houston	2/20/13

THREE-POINT FIELD GOALS ATTEMPTED

Game:	14	Steph Curry	at Golden State	1/23/13
Half:	10	Steph Curry	at Golden State	1/23/13
Quarter:	8	Steph Curry	at Golden State	1/23/13

FREE THROWS MADE

Game:	18	DeMarcus Cousins	at Sacramento	4/11/11
Half:	15	Dwight Howard	Orlando	1/13/11
Quarter:	9	2 times, last, Zach Randolph	at Memphis	1/4/11

FREE THROWS ATTEMPTED

Game:	21	DeMarcus Cousins	at Sacramento	4/11/11
Half:	17	2 times, last, DeMarcus Cousins	at Sacramento	4/11/11
Quarter:	11	DeMarcus Cousins	at Sacramento	4/11/11



GREATEST INDIVIDUAL PERFORMANCES

POINTS

58	Fred Brown	at Golden State	3/23/74
54	Ray Allen	Utah (OT)	1/12/07
53	Dale Ellis	at Milwaukee (3OT)	11/9/89
52	Kevin Durant	at Dallas (OT)	1/18/13
51	Kevin Durant	Denver (OT)	2/19/12
51	Spencer Haywood	Kansas City-Omaha	1/3/73
50	Rashard Lewis	L.A. Clippers (at Japan)	10/31/03
49	Dale Ellis	Sacramento	1/5/89
49	Bob Rule	Philadelphia	11/15/69
48	Spencer Haywood	Cleveland	1/7/72
47	Kevin Durant	at Minnesota (OT)	1/26/11
47	Kevin Durant	New Orleans	2/17/09
47	Dale Ellis	Detroit	1/22/88
47	Dale Ellis	San Antonio	1/9/88
47	John Brisker	at Kansas City-Omaha	11/25/73
47	Bob Rule	Cincinnati	3/1/69
47	Bob Rule	L.A. Lakers	11/21/69

REBOUNDS

30	Jim Fox	L.A. Lakers	12/26/73
29	Marvin Webster	at Atlanta	11/1/77
29	Jim Fox	Golden State	2/16/73
27	Bob Rule	New York	12/22/67
25	Jack Sikma	at Utah	2/10/83
25	Jack Sikma	Kansas City	12/17/82
25	Spencer Haywood	L.A. Lakers	3/25/73
25	Pete Cross	Portland	1/1/71
24	Chris Wilcox	Houston	4/4/06
24	Marvin Webster	at Indiana (OT)	11/2/77
24	Spencer Haywood	Capital (Washington)	12/14/73
24	Spencer Haywood	at Philadelphia	12/12/73
24	Spencer Haywood	Portland	12/18/71
24	Pete Cross	Cleveland	11/13/70
24	Don Smith	Phoenix	10/21/70

ASSISTS

25	Nate McMillan	L.A. Clippers	2/23/87
21	Nate McMillan	Sacramento	3/31/87
20	Gus Williams	Dallas	12/9/83
19	Nate McMillan	at Portland	2/18/89
19	Lenny Wilkens	L.A. Lakers	10/30/71
19	Lenny Wilkens	Portland	10/23/70
18	Gary Payton	at Houston	11/5/02
18	Avery Johnson	Miami	1/5/90
18	Don "Slick" Watts	at Chicago (2OT)	12/21/76
18	Lenny Wilkens	Phoenix	11/29/69
17	Gary Payton	at Washington	11/10/99
17	Gary Payton	Charlotte	3/27/96
17	Nate McMillan	at Orlando	2/20/90
17	Nate McMillan	L.A. Lakers	3/1/88
17	Don "Slick" Watts	Cleveland	12/11/74
17	Don "Slick" Watts	Chicago (OT)	1/4/74
17	Lenny Wilkens	Buffalo	1/28/71
17	Lenny Wilkens	Chicago	10/28/69
17	Walt Hazzard	New York (at Philadelphia)	12/26/67

OPPONENT GREATEST INDIVIDUAL PERFORMANCES



POINTS

60	Tom Chambers	at Phoenix	3/24/90
53	Wilt Chamberlain	Philadelphia	12/20/67
52	Bob McAdoo	Buffalo	3/17/76
52	Wilt Chamberlain	Philadelphia (at Boston)	12/1/67
51	Kevin Love	Minnesota (2OT)	3/23/12
51	Antawn Jamison	Golden State	12/3/00
51	Lew Alcindor	Milwaukee	2/19/71
50	Kobe Bryant	at L.A. Lakers	4/15/07
50	Elvin Hayes	at San Diego	11/20/70
49	Elvin Hayes	at San Diego (OT)	1/30/70
48	Monta Ellis	at Golden State	2/7/12
48	Kobe Bryant	L.A. Lakers (OT)	1/14/08
48	Kiki Vandeweghe	Portland	3/5/87
48	Nate Archibald	at Kansas City-Omaha	1/16/73
48	Hal Greer	Philadelphia	2/5/69

REBOUNDS

38	Wilt Chamberlain	Philadelphia	12/20/67
37	Wilt Chamberlain	Philadelphia (at Boston)	12/1/67
33	Bob Lanier	at Detroit	12/22/72
33	Wilt Chamberlain	L.A. Lakers	2/12/69
32	Moses Malone	at Houston	2/11/82
32	Bill Bridges	at Philadelphia	3/19/72
30	Michael Cage	at L.A. Clippers	4/24/88
29	Lew Alcindor	Milwaukee	2/19/71
29	Nate Thurmond	San Francisco	11/25/69
29	Nate Thurmond	San Francisco	12/24/67

ASSISTS

23	Magic Johnson	at L.A. Lakers	2/21/84
21	Gary Grant	at L.A. Clippers	1/18/90
21	Magic Johnson	at L.A. Lakers	4/23/89
20	Nick Van Exel	at Denver	12/2/00
20	Lenny Wilkens	at Cleveland	11/27/73
19	Jason Kidd	Phoenix	3/4/99
19	Tim Hardaway	at Golden State	2/18/95
19	John Stockton	Utah	2/27/92
19	Magic Johnson	at L.A. Lakers	3/4/87
19	Nate Archibald	Kansas City	11/10/72
18	Mike Bibby	Vancouver	1/12/01
18	Jason Kidd	at Dallas (OT)	12/12/95
18	John Stockton	at Utah	1/24/94
18	Tim Hardaway	at Golden State	4/25/93
18	Magic Johnson	L.A. Lakers	4/4/89
18	Reggie Theus	Sacramento	2/25/86
18	Johnny Moore	at San Antonio	11/6/83
18	Nate Archibald	Boston	2/16/83
18	Magic Johnson	at L.A. Lakers	2/16/82
18	Wes Matthews	at Atlanta	3/1/81



ALL-TIME 40+ POINTS PERFORMANCES

PLAYER	OPPONENT	DATE	POINTS	PLAYER	OPPONENT	DATE	POINTS
Fred Brown	at Golden State	3/23/74	58	Spencer Haywood	at Golden State	12/26/72	42
Ray Allen	Utah (OT)	1/12/07	54	Bob Rule	San Diego (at Eugene)	2/18/70	42
Dale Ellis	at Milwaukee	11/11/89	53	Bob Rule	Detroit	11/16/68	42
Kevin Durant	at Dallas (OT)	1/18/13	52	Kevin Durant	at Phoenix	1/14/13	41
Kevin Durant	Denver (OT)	2/19/12	51	Kevin Durant	at Atlanta	12/19/12	41
Spencer Haywood	Kansas City-Omaha	1/3/73	51	Kevin Durant	Golden State	12/8/08	41
Rashard Lewis	L.A. Clippers (at Japan)	10/31/03	50	Damien Wilkins	at Atlanta (2OT)	11/16/97	41
Dale Ellis	Sacramento	1/5/89	49	Rashard Lewis	at Toronto (OT)	11/13/05	41
Bob Rule	Philadelphia	11/15/69	49	Ray Allen	L.A. Clippers	1/24/04	41
Spencer Haywood	Cleveland	1/7/72	48	Gary Payton	Washington	2/15/00	41
Kevin Durant	at Minnesota (OT)	1/26/11	47	Vin Baker	Indiana	2/4/98	41
Dale Ellis	Detroit	1/22/88	47	Xavier McDaniel	Portland (3OT)	12/1/90	41
Dale Ellis	San Antonio	1/9/88	47	Xavier McDaniel	New York	1/20/88	41
John Brisker	at Kansas City-Omaha	11/25/73	47	Dale Ellis	at L.A. Clippers (OT)	1/16/88	41
Bob Rule	L.A. Lakers	11/21/69	47	Dale Ellis	at L.A. Clippers	4/16/87	41
Bob Rule	Cincinnati	3/1/69	47	Gus Williams	at San Diego (OT)	4/8/82	41
Kevin Durant	New Orleans	2/17/09	47	Gus Williams	at Phoenix	3/21/82	41
Kevin Durant	at L.A. Clippers	1/23/09	46	Gus Williams	Phoenix	11/28/79	41
Dale Ellis	at Utah	11/4/88	46	Fred Brown	at New Orleans	11/9/75	41
Tom Chambers	Houston	1/6/88	46	Dick Snyder	at Atlanta	1/19/74	41
Bob Rule	at Cincinnati	3/13/68	46	Lenny Wilkens	Atlanta	11/29/70	41
Russell Westbrook	Minnesota (2OT)	3/23/12	45	Bob Rule	Boston	12/26/69	41
Kevin Durant	at Utah (OT)	4/6/10	45	Walt Hazzard	at Detroit	1/19/68	41
Kevin Durant	San Antonio	3/22/10	45	Kevin Durant	Miami	2/14/13	40
Kevin Durant	Golden State	1/31/10	45	Kevin Durant	Dallas	12/27/12	40
Rashard Lewis	Orlando	1/11/06	45	James Harden	at Phoenix	4/18/12	40
Walt Hazzard	Cincinnati (at Phoenix) (OT)	2/5/68	45	Kevin Durant	Minnesota (2OT)	3/23/12	40
Walt Hazzard	San Diego	12/28/67	45	Russell Westbrook	Denver (OT)	2/19/12	40
Bob Rule	at L.A. Lakers	12/14/69	45	Kevin Durant	Washington (2OT)	1/28/11	40
Kevin Durant	at Indiana	4/6/12	44	Kevin Durant	Memphis	1/8/11	40
Kevin Durant	Denver	12/25/10	44	Kevin Durant	at Golden State	4/11/10	40
Ray Allen	Denver	1/23/07	44	Kevin Durant	Minnesota	4/4/10	40
Gary Payton	at Minnesota (OT)	3/4/01	44	Kevin Durant	Indiana	1/9/10	40
Spencer Haywood	at Portland (OT)	2/13/72	44	Kevin Durant	at New Jersey	12/28/09	40
Kevin Durant	at Minnesota (2OT)	3/23/12	43	Kevin Durant	L.A. Clippers	11/15/09	40
Kevin Durant	New Orleans	2/21/11	43	Ray Allen	New York (OT)	3/25/05	40
Russell Westbrook	at Indiana (OT)	11/26/10	43	Ray Allen	Utah (OT)	2/25/04	40
Gary Payton	L.A. Clippers	12/27/01	43	Ray Allen	at L.A. Clippers	3/1/03	40
Gary Payton	at Houston	4/16/00	43	Gary Payton	Indiana (OT)	12/4/02	40
Dale Ellis	at Sacramento (OT)	4/19/90	43	Gary Payton	at Vancouver	3/13/00	40
Kevin Durant	at L.A. Lakers	1/11/13	42	Dale Ellis	at Utah	2/1/88	40
Kevin Durant	at Golden State	4/16/08	42	Xavier McDaniel	at New York (OT)	3/23/87	40
Ray Allen	at Phoenix (2OT)	1/22/06	42	Dale Ellis	at Sacramento	3/15/87	40
Ray Allen	Portland (OT)	1/5/04	42	Dale Ellis	at Phoenix	2/28/87	40
Shawn Kemp	at L.A. Clippers (2OT)	12/10/94	42	Dale Ellis	at Philadelphia (OT)	1/21/87	40
Dale Ellis	L.A. Lakers	1/3/89	42	Spencer Haywood	Portland	3/30/75	40
Dale Ellis	at Sacramento	1/26/88	42	Fred Brown	at Philadelphia (OT)	11/29/74	40
Tom Chambers	Sacramento	12/17/87	42	Fred Brown	at Portland	11/23/74	40
Tom Chambers	at Houston (2OT)	3/10/87	42	Spencer Haywood	L.A. Lakers	10/30/74	40
Gus Williams	Utah	1/15/82	42	Spencer Haywood	Buffalo	2/11/73	40
Fred Brown	at Cleveland	12/30/76	42				

TOTAL: 95

40+ POINTS LEADERS

Kevin Durant	27
Dale Ellis	14
Ray Allen	8
Bob Rule	8
Spencer Haywood	7
Gary Payton	6
Fred Brown	5
Gus Williams	4
Russell Westbrook	3
Rashard Lewis	3
Tom Chambers	3

Walt Hazzard	3
Xavier McDaniel	3
James Harden	1
Vin Baker	1
John Brisker	1
Shawn Kemp	1
Dick Snyder	1
Lenny Wilkens	1
Damien Wilkins	1
TOTAL:	101



ALL-TIME 20+ REBOUNDS PERFORMANCES

PLAYER	OPPONENT	DATE	REBOUNDS	PLAYER	OPPONENT	DATE	REBOUNDS
Jim Fox	L.A. Lakers	12/26/73	30	Jack Sikma	Portland	11/25/81	21
Marvin Webster	at Atlanta	11/1/77	29	James Bailey	L.A. Lakers	12/12/80	21
Jim Fox	Golden State (OT)	2/16/73	29	Jack Sikma	at Kansas City (OT)	11/30/79	21
Bob Rule	New York	12/22/67	27	Marvin Webster	at Philadelphia	2/12/78	21
Jack Sikma	at Utah	2/10/83	25	Marvin Webster	at L.A. Lakers	12/16/77	21
Jack Sikma	Kansas City	12/17/82	25	Spencer Haywood	at Buffalo	3/8/74	21
Spencer Haywood	L.A. Lakers	3/25/73	25	Spencer Haywood	at Detroit	3/1/74	21
Pete Cross	Portland	1/1/71	25	Jim Fox	Chicago	1/4/74	21
Chris Wilcox	Houston	4/4/06	24	Spencer Haywood	Cincinnati	2/26/72	21
Marvin Webster	at Indiana (OT)	11/2/77	24	Pete Cross	Cincinnati	2/10/72	21
Spencer Haywood	Capital	12/14/73	24	Don Smith	at Philadelphia	12/01/71	21
Spencer Haywood	at Philadelphia	12/12/73	24	Pete Cross	at Cincinnati	1/9/71	21
Spencer Haywood	Portland	12/18/71	24	Tom Black	San Diego	12/20/70	21
Pete Cross	Cleveland	11/13/70	24	Don Smith	Portland	10/23/70	21
Don Smith	Phoenix	10/21/70	24	Bob Rule	Detroit	11/19/67	21
Michael Cage	Minnesota	12/6/91	23	George Wilson	at St. Louis	11/8/67	21
Jack Sikma	Denver	1/5/79	23	Serge Ibaka	Phoenix	3/7/12	20
Marvin Webster	Washington	12/18/77	23	Shawn Kemp	at Houston (in Japan)	11/7/92	20
Spencer Haywood	at L.A. Lakers	12/7/73	23	Michael Cage	at Washington	11/19/91	20
Spencer Haywood	Detroit	10/28/73	23	Michael Cage	Sacramento	2/23/90	20
Chris Wilcox	Washington	3/21/07	22	Michael Cage	Phoenix	12/13/88	20
Shawn Kemp	at Dallas (OT)	12/12/95	22	Jack Sikma	Houston	4/8/84	20
Michael Cage	Indiana	11/9/91	22	Jack Sikma	Denver	2/7/84	20
Jack Sikma	Portland	12/18/84	22	Jack Sikma	Utah	12/28/83	20
Jack Sikma	Cleveland	3/2/79	22	Jack Sikma	at Detroit	1/26/83	20
Spencer Haywood	Atlanta	10/24/73	22	Jack Sikma	at L.A. Lakers	1/3/82	20
Jim Fox	at Buffalo	3/2/73	22	Jack Sikma	Phoenix	10/25/80	20
Spencer Haywood	Atlanta	2/23/73	22	Jack Sikma	San Antonio	11/2/79	20
Spencer Haywood	Boston	2/16/72	22	Jack Sikma	at San Diego (OT)	4/4/79	20
Don Smith	Phoenix	1/15/72	22	Jack Sikma	at Philadelphia	12/2/78	20
Pete Cross	Cincinnati	1/22/71	22	Jack Sikma	at Kansas City	2/28/78	20
Pete Cross	at Portland	10/30/70	22	Tom Burleson	at Philadelphia	12/3/76	20
Pete Cross	San Francisco	11/27/70	22	Tom Burleson	at Golden State	2/7/76	20
Tom Meschery	Phoenix (2OT)	11/15/68	22	Spencer Haywood	Philadelphia	2/25/74	20
Bob Rule	Philadelphia	12/18/68	22	Spencer Haywood	at Detroit	1/17/73	20
Nick Collison	Washington	3/26/08	21	Pete Cross	Detroit	2/23/72	20
Nick Collison	at Phoenix	1/9/07	21	Spencer Haywood	Detroit	2/23/72	20
Reggie Evans	Charlotte	2/5/05	21	Don Smith	Buffalo	10/28/71	20
Shawn Kemp	at Detroit	11/15/95	21	Spencer Haywood	Detroit	3/11/71	20
Shawn Kemp	at Charlotte	1/31/92	21	Spencer Haywood	San Francisco	2/14/71	20
Michael Cage	at L.A. Clippers	4/1/90	21	Spencer Haywood	at Detroit	1/19/71	20
Alton Lister	Cleveland	3/2/87	21	Pete Cross	Baltimore	1/17/71	20
Alton Lister	Phoenix (OT)	1/31/87	21	Pete Cross	L.A. Lakers	12/11/70	20
Jack Sikma	Houston	12/9/84	21	Bob Rule	Milwaukee	11/28/68	20
Jack Sikma	Portland	4/13/82	21	Bob Rule	at Milwaukee	11/12/68	20
Jack Sikma	Phoenix	4/6/82	21				
Jack Sikma	at Denver	1/9/82	21				

TOTAL: 92

20+ REBOUNDS LEADERS

Jack Sikma	21	Don Smith	5	Nick Collison	2	Tom Black	1
Spencer Haywood	18	Marvin Webster	5	Alton Lister	2	Reggie Evans	1
Pete Cross	10	Jim Fox	4	Chris Wilcox	2	Tom Meschery	1
Michael Cage	6	Shawn Kemp	4	Serge Ibaka	1	George Wilson	1
Bob Rule	5	Tom Burleson	2	James Bailey	1	TOTAL:	92



ALL-TIME 20-20 CLUB

PLAYER	DATE	OPPONENT	POINTS	REBOUNDS
Bob Rule	11/19/67	New York (OT)	31	21
Bob Rule	11/12/68	at Milwaukee	28	20
Bob Rule	11/28/68	Milwaukee	27	20
Bob Rule	12/18/68	Philadelphia	36	22
Spencer Haywood	1/19/71	at Detroit	24	20
Spencer Haywood	2/14/71	San Francisco	25	20
Spencer Haywood	3/11/71	Detroit	28	20
Spencer Haywood	12/18/71	Portland	32	24
Spencer Haywood	2/16/72	Boston	26	22
Spencer Haywood	2/23/72	Detroit	38	20
Spencer Haywood	2/26/72	Cincinnati	38	21
Spencer Haywood	1/17/73	at Detroit	28	20
Spencer Haywood	2/23/73	Atlanta	29	22
Spencer Haywood	3/25/73	L.A. Lakers	25	25
Spencer Haywood	10/24/73	Atlanta	21	22
Spencer Haywood	10/28/73	Detroit	22	23
Spencer Haywood	12/7/73	at L.A. Lakers	29	23
Spencer Haywood	12/14/73	Capital (Washington)	26	24
Jim Fox	12/26/73	L.A. Lakers	25	30
Spencer Haywood	2/23/74	Philadelphia	37	20
Spencer Haywood	3/8/74	at Buffalo (OT)	31	21
Tom Burleson	2/7/76	at Golden State	26	20
Marvin Webster	12/18/77	Washington	21	23
Jack Sikma	12/2/78	at Philadelphia	29	20
Jack Sikma	1/5/79	Denver	23	23
Jack Sikma	10/25/80	Phoenix	22	20
Jack Sikma	4/13/82	Portland	22	21
Jack Sikma	12/12/82	Kansas City	26	25
Jack Sikma	1/26/83	at Detroit	26	20
Jack Sikma	2/10/83	at Utah	39	25
Jack Sikma	12/28/83	Utah	20	20
Jack Sikma	4/8/84	Houston	29	20
Jack Sikma	12/18/84	Portland	27	22
Michael Cage	11/9/91	Indiana	23	22
Michael Cage	11/19/91	at Washington	20	20
Shawn Kemp	1/31/92	at Charlotte	22	21
Shawn Kemp	11/7/92	at Houston (in Japan)	29	20
Shawn Kemp	11/15/95	at Detroit	23	21
Chris Wilcox	4/4/06	Houston	26	24
Nick Collison	1/9/07	at Phoenix	29	21
Chris Wilcox	3/21/07	Washington	27	22

TOTAL: 41

20-20 CLUB LEADERS

Spencer Haywood	16	Michael Cage	2	Jim Fox	1
Jack Sikma	10	Chris Wilcox	2	Marvin Webster	1
Bob Rule	4	Tom Burleson	1	TOTAL:	41
Shawn Kemp	3	Nick Collison	1		



ALL-TIME TRIPLE-DOUBLES

PLAYER	DATE	OPPONENT	POINTS	REBOUNDS	ASSISTS
Lenny Wilkens	11/15/68	Phoenix (2OT)	30	12	14
Lenny Wilkens	12/7/68	at San Francisco	18	10	12
Lenny Wilkens	12/30/68	Phoenix	18	10	12
Lenny Wilkens	2/16/69	Cincinnati	34	14	12
Lenny Wilkens	3/12/69	San Diego (at Vancouver)	36	14	14
Lenny Wilkens	11/2/69	at Atlanta	19	10	11
Lenny Wilkens	12/6/69	at Baltimore (OT)	33	10	11
Lenny Wilkens	1/24/70	L.A. Lakers (OT)	19	13	12
Lenny Wilkens	1/30/70	at San Diego (OT)	22	11	14
Lenny Wilkens	10/30/70	at Portland	35	10	10
Lee Winfield	12/26/72	Milwaukee	11	10	15
Jim Fox	2/2/73	Chicago	22	18	10
Jim Fox	1/2/74	Buffalo	14	16	10
Don "Slick" Watts	2/21/75	Atlanta	12	10	11
Leonard Gray	2/15/76	Detroit	16	10	10
Don "Slick" Watts	3/3/76	at Detroit	21	10	16
Don "Slick" Watts	3/16/77	at Washington	20	10	12
Don "Slick" Watts	4/3/77	Portland	13	10	13
Gus Williams	12/8/81	at Houston	29	10	10
Jack Sikma	1/22/82	at Boston	11	14	10
Lonnie Shelton	3/18/83	Denver	17	10	10
Jack Sikma	2/14/84	at Golden State	21	16	10
Jack Sikma	12/16/84	at Denver	17	14	10
Nate McMillan	1/18/88	Indiana	16	11	15
Nate McMillan	2/14/89	San Antonio	10	14	12
Nate McMillan	2/17/89	Washington	16	13	16
Nate McMillan	11/28/89	at San Antonio	12	11	14
Gary Payton	2/23/91	Phoenix	18	10	11
Gary Payton	12/21/91	Golden State	17	11	12
Gary Payton	3/31/92	Utah	15	10	13
Shawn Kemp	3/20/94	at Charlotte	15	11	12
Gary Payton	3/18/96	L.A. Clippers	20	10	10
Gary Payton	3/9/97	at Portland	16	10	11
Gary Payton	3/18/97	at Chicago (OT)	14	12	14
Gary Payton	12/30/97	at Golden State	22	10	11
Gary Payton	3/1/99	at Sacramento	28	10	12
Gary Payton	3/12/00	Toronto	22	10	10
Gary Payton	4/18/00	at Sacramento (OT)	33	11	14
Gary Payton	5/3/00	Utah*	35	10	11
Gary Payton	10/31/00	at Vancouver	27	14	10
Gary Payton	12/20/00	Sacramento	19	12	10
Gary Payton	12/5/01	at Detroit	21	15	12
Gary Payton	4/2/02	at Houston	25	10	11
Gary Payton	5/1/02	San Antonio*	28	12	11
Ray Allen	2/28/03	L.A. Lakers	29	10	10
Ray Allen	1/28/04	at L.A. Lakers	18	10	10
Earl Watson	2/6/08	at Sacramento	23	10	10
Russell Westbrook	3/2/09	Dallas	17	10	10
Russell Westbrook	2/21/10	at Minnesota	22	10	14
Russell Westbrook	12/31/10	Atlanta	23	10	10
Russell Westbrook	1/28/11	Washington (2OT)	35	13	13
Russell Westbrook	1/13/11	Orlando	32	10	13
Russell Westbrook*	5/15/11	Memphis	14	10	14
Kevin Durant	11/18/12	Golden State	25	13	10
Kevin Durant	2/20/12	at Houston	16	12	11
Kevin Durant	2/27/13	New Orleans	18	11	10
Russell Westbrook	3/30/13	at Milwaukee	23	13	10

TOTAL: 57

* Playoffs

TRIPLE-DOUBLE LEADERS

Gary Payton	16*	Jack Sikma	3	Earl Watson	1
Lenny Wilkens	10	Ray Allen	2	Gus Williams	1
Russell Westbrook	7*	Jim Fox	2	Lee Winfield	1
Nate McMillan	4	Leonard Gray	1	TOTAL:	57
Don "Slick" Watts	4	Shawn Kemp	1	* Includes Playoffs	
Kevin Durant	3	Lonnie Shelton	1		



AWARD WINNERS

ALL-NBA TEAM

1971-72	Spencer Haywood (First Team)
1972-73	Spencer Haywood (First Team)
1973-74	Spencer Haywood (Second Team)
1974-75	Spencer Haywood (Second Team)
1979-80	Dennis Johnson (Second Team)
	Gus Williams (Second Team)
1981-82	Gus Williams (First Team)
1988-89	Dale Ellis (Third Team)
1993-94	Shawn Kemp (Second Team)
	Gary Payton (Third Team)
1994-95	Shawn Kemp (Second Team)
	Gary Payton (Second Team)
	Detlef Schrempf (Third Team)
1995-96	Shawn Kemp (Second Team)
	Gary Payton (Second Team)
1996-97	Gary Payton (Second Team)
1997-98	Gary Payton (First Team)
	Vin Baker (Second Team)
1998-99	Gary Payton (Second Team)
1999-00	Gary Payton (First Team)
2000-01	Gary Payton (Third Team)
2001-02	Gary Payton (Second Team)
2004-05	Ray Allen (Second Team)
2009-10	Kevin Durant (First Team)
2010-11	Kevin Durant (First Team)
	Russell Westbrook (Second Team)
2011-12	Kevin Durant (First Team)
	Russell Westbrook (Second Team)
2012-13	Kevin Durant (First Team)
	Russell Westbrook (Second Team)

NBA ALL-DEFENSIVE TEAM

1975-76	Don "Slick" Watts (First Team)
1978-79	Dennis Johnson (First Team)
1979-80	Dennis Johnson (First Team)
1981-82	Lonnie Shelton (Second Team)
	Jack Sikma (Second Team)
1984-85	Danny Vranes (Second Team)
1993-94	Gary Payton (First Team)
	Nate McMillan (Second Team)
1994-95	Gary Payton (First Team)
	Nate McMillan (Second Team)
1995-96	Gary Payton (First Team)
1996-97	Gary Payton (First Team)
1997-98	Gary Payton (First Team)
1998-99	Gary Payton (First Team)
1999-00	Gary Payton (First Team)
2000-01	Gary Payton (First Team)
2001-02	Gary Payton (First Team)
2009-10	Thabo Sefolosha (Second Team)
2011-12	Serge Ibaka (First Team)
2012-13	Serge Ibaka (First Team)

NBA ALL-ROOKIE TEAM

1967-68	Bob Rule (First Team)
	Al Tucker (First Team)
1968-69	Art Harris (First Team)
1974-75	Tom Burleson (First Team)
1977-78	Jack Sikma (First Team)
1985-86	Xavier McDaniel (First Team)
1987-88	Derrick McKey (First Team)
1990-91	Gary Payton (Second Team)
2000-01	Desmond Mason (Second Team)
2001-02	Vladimir Radmanovic (Second Team)
2007-08	Kevin Durant (First Team)
	Jeff Green (First Team)
2008-09	Russell Westbrook (First Team)
2009-10	James Harden (Second Team)

NBA ROOKIE OF THE YEAR

2007-08	Kevin Durant
---------	--------------

NBA DEFENSIVE PLAYER OF THE YEAR

1995-96	Gary Payton
---------	-------------

NBA MOST IMPROVED PLAYER

1986-87	Dale Ellis
---------	------------

SIXTH MAN OF THE YEAR

2011-12	James Harden
---------	--------------

NBA COACH OF THE YEAR

1986-87	Bernie Bickerstaff
2009-10	Scott Brooks

NBA FINALS MOST VALUABLE PLAYER

1979	Dennis Johnson
------	----------------

J. WALTER KENNEDY CITIZENSHIP AWARD

1975-76	Don "Slick" Watts
---------	-------------------

ALL-STAR SATURDAY LONG-DISTANCE

SHOOTOUT CHAMPION

1988-89	Dale Ellis
---------	------------

NBA SLAM DUNK CHAMPION

2000-01	Desmond Mason
---------	---------------

NBA EXECUTIVE OF THE YEAR

1982-83	Zollie Volchok
1993-94	Bob Whitsitt

NBA SPORTSMANSHIP AWARD

1998-99	Hersey Hawkins
2002-03	Ray Allen

LEAGUE LEADERS/ALL-STARS



LEAGUE LEADERS

PLAYER	YEAR	CATEGORY	AVG/PCT
Lenny Wilkens	1969-70	Assists	9.1
Don "Slick" Watts	1975-76	Assists	8.1
Don "Slick" Watts	1975-76	Steals	3.18
Fred Brown	1979-80	Three-Point FG Pct.	.443
Dana Barros	1991-92	Three-Point FG Pct.	.446
Nate McMillan	1993-94	Steals	2.96
Gary Payton	1995-96	Steals	2.85
Dale Ellis	1997-98	Three-Point FG Pct.	.464
Brent Barry	2000-01	Three-Point FG Pct.	.476
Kevin Durant	2009-10	Points	30.1
Kevin Durant	2010-11	Points	27.7
Kevin Durant	2011-12	Points	28.0
Serge Ibaka	2011-12	Blocks	3.65
Kevin Durant	2012-13	Free Throw Pct.	.905
Serge Ibaka	2012-13	Blocks	3.03

NBA RECORD HOLDERS

PLAYER	DATE/SEASON	CATEGORY	RECORD
Nate McMillan	2/23/87	Assists	Tied rookie single-game record: 25
Dale Ellis	11/9/89	Minutes	Broke record for most minutes played in a single game: 69
Ray Allen	2005-06	Three-pointers made	Broke record for most three-pointers made in a season: 269

ALL-STAR GAME PARTICIPANTS

1968	Walt Hazzard	1996	Shawn Kemp*, Gary Payton, Coaches George Karl, Dwane Casey, Tim Grurich, Terry Stotts, Bob Weiss
1969	Lenny Wilkens*		
1970	Bob Rule, Lenny Wilkens		
1971	Lenny Wilkens#		
1972	Spencer Haywood*	1997	Shawn Kemp*, Gary Payton*, Detlef Schrempf
1973	Spencer Haywood*		
1974	Spencer Haywood	1998	Gary Payton*, Vin Baker
1975	Spencer Haywood*		Coaches George Karl, Dwane Casey, Tim Grurich, Terry Stotts, Bob Weiss, Trainer Frank Furtado
1976	Fred Brown		
1979	Dennis Johnson, Jack Sikma		
	Coaches Lenny Wilkens, Les Habegger	2000	Gary Payton
		2001	Gary Payton
1980	Dennis Johnson, Jack Sikma	2002	Gary Payton
	Coaches Lenny Wilkens, Les Habegger, Trainer Frank Furtado		
		2003	Gary Payton
1981	Paul Westphal*, Jack Sikma	2004	Ray Allen
1982	Lonnie Shelton*, Jack Sikma, Gus Williams*	2005	Ray Allen
			Rashard Lewis
1983	David Thompson*, Jack Sikma, Gus Williams	2006	Ray Allen
		2007	Ray Allen
1984	Jack Sikma	2010	Kevin Durant
1985	Jack Sikma	2011	Kevin Durant*
1987	Tom Chambers*#		Russell Westbrook
	Trainer Frank Furtado	2012	Kevin Durant*#
			Russell Westbrook
1988	Xavier McDaniel		Coaches Scott Brooks
1989	Dale Ellis*		Maurice Cheeks, Rex Kalamian
1993	Shawn Kemp		Mark Bryant, Brian Keefe
1994	Shawn Kemp*, Gary Payton	2013	Kevin Durant*
	Coaches George Karl, Bob Kloppenburg, Tim Grurich, Terry Stotts		Russell Westbrook
1995	Shawn Kemp*, Gary Payton		
	Detlef Schrempf		

* Starter

All-Star Game Most Valuable Player



YEAR-BY-YEAR STATISTICAL LEADERS

SCORING

MINIMUM 70 GAMES OR 1,400 POINTS

YEAR	PLAYER	G	PTS	AVG	YEAR	PLAYER	G	PTS	AVG
67-68	Walt Hazzard	79	1894	24.0	90-91	Derrick McKey	73	1115	15.3
68-69	Bob Rule	82	1965	24.0	91-92	Ricky Pierce	78	1690	21.7
69-70	Bob Rule	80	1695	24.6	92-93	Ricky Pierce	77	1403	18.2
70-71	Lenny Wilkens	71	1403	19.8	93-94	Shawn Kemp	79	1431	18.1
71-72	Spencer Haywood	73	1914	26.2	94-95	Gary Payton	82	1689	20.6
72-73	Spencer Haywood	77	2251	29.2	95-96	Shawn Kemp	79	1550	19.6
73-74	Spencer Haywood	75	1761	23.5	96-97	Gary Payton	82	1785	21.8
74-75	Spencer Haywood	68	1525	22.4	97-98	Vin Baker	82	1574	19.2
75-76	Fred Brown	76	1757	23.1	98-99	Gary Payton	50	1084	21.7
76-77	Fred Brown	72	1236	17.2	99-00	Gary Payton	82	1982	24.2
77-78	Gus Williams	79	1431	18.1	00-01	Gary Payton	79	1823	23.1
78-79	Gus Williams	76	1457	19.2	01-02	Gary Payton	82	1815	22.1
79-80	Gus Williams	82	1816	22.1	02-03	Rashard Lewis	77	1396	18.1
80-81	Jack Sikma	82	1530	18.7	03-04	Rashard Lewis	80	1421	17.8
81-82	Gus Williams	80	1875	23.4	04-05	Ray Allen	78	1867	23.9
82-83	Gus Williams	80	1600	20.0	05-06	Ray Allen	78	1955	25.1
83-84	Jack Sikma	82	1563	19.1	06-07	Ray Allen	55	1454	26.4
84-85	Tom Chambers	81	1739	21.5	07-08	Kevin Durant	80	1624	20.3
85-86	Jack Sikma	80	1371	17.1	08-09	Kevin Durant	74	1871	25.3
86-87	Dale Ellis	82	2041	24.9	09-10	Kevin Durant	82	2472	30.1
87-88	Dale Ellis	75	1938	25.8	10-11	Kevin Durant	78	2161	27.7
88-89	Dale Ellis	82	2253	27.5	11-12	Kevin Durant	66	1850	28.0
89-90	Xavier McDaniel	69	1471	21.3	12-13	Kevin Durant	81	2280	28.1

REBOUNDING

MINIMUM 70 GAMES OR 800 REBOUNDS

YEAR	PLAYER	G	REB	AVG	YEAR	PLAYER	G	REB	AVG
67-68	Tom Meschery	82	840	10.2	90-91	Shawn Kemp	81	679	8.4
68-69	Bob Rule	82	941	11.5	91-92	Michael Cage	82	728	8.9
69-70	Bob Rule	80	825	10.3	92-93	Shawn Kemp	78	833	10.7
70-71	Pete Cross	79	949	12.0	93-94	Shawn Kemp	79	851	10.8
71-72	Spencer Haywood	73	926	12.7	94-95	Shawn Kemp	82	893	10.9
72-73	Spencer Haywood	77	995	12.9	95-96	Shawn Kemp	79	904	11.4
73-74	Spencer Haywood	75	1007	13.4	96-97	Shawn Kemp	81	807	10.0
74-75	Tom Burleson	82	572	7.0	97-98	Vin Baker	82	656	8.0
75-76	Tom Burleson	82	742	9.0	98-99	Olden Polynice	50	488	8.9
76-77	Tom Burleson	82	551	6.7	99-00	Horace Grant	76	593	7.8
77-78	Marvin Webster	82	1035	12.6	00-01	Patrick Ewing	79	585	7.4
78-79	Jack Sikma	82	1013	12.4	01-02	Rashard Lewis	71	498	7.0
79-80	Jack Sikma	82	908	11.1	02-03	Rashard Lewis	77	503	6.5
80-81	Jack Sikma	82	852	10.4	03-04	Rashard Lewis	80	518	6.5
81-82	Jack Sikma	82	1038	12.7	04-05	Reggie Evans	79	736	9.3
82-83	Jack Sikma	75	856	11.4	05-06	Rashard Lewis	78	390	5.0
83-84	Jack Sikma	82	911	11.1	06-07	Nick Collison	82	666	8.1
84-85	Tom Chambers	81	579	7.1	07-08	Nick Collison	78	730	9.4
85-86	Jack Sikma	80	748	9.4	08-09	Jeff Geen	78	519	6.7
86-87	Alton Lister	75	705	9.4	09-10	Kevin Durant	82	623	7.6
87-88	Alton Lister	82	627	7.6	10-11	Serge Ibaka	82	622	7.6
88-89	Michael Cage	80	765	9.6	11-12	Kevin Durant	66	527	8.0
89-90	Michael Cage	82	821	10.0	12-13	Kevin Durant	81	640	7.9

YEAR-BY-YEAR STATISTICAL LEADERS



ASSISTS

MINIMUM 70 GAMES OR 400 ASSISTS

YEAR	PLAYER	G	AST	AVG	YEAR	PLAYER	G	AST	AVG
67-68	Walt Hazzard	79	493	6.2	90-91	Gary Payton	82	528	6.4
68-69	Lenny Wilkens	82	674	8.2	91-92	Gary Payton	81	506	6.2
69-70	Lenny Wilkens	75	683	9.1	92-93	Nate McMillan	73	384	5.3
70-71	Lenny Wilkens	71	654	9.2	93-94	Gary Payton	82	494	6.0
71-72	Lenny Wilkens	80	766	9.6	94-95	Gary Payton	82	583	7.1
72-73	Fred Brown	79	438	5.5	95-96	Gary Payton	81	608	7.5
73-74	Fred Brown	82	414	5.1	96-97	Gary Payton	82	583	7.1
74-75	Don "Slick" Watts	82	499	6.1	97-98	Gary Payton	82	679	8.3
75-76	Don "Slick" Watts	82	661	8.1	98-99	Gary Payton	50	436	8.7
76-77	Don "Slick" Watts	79	630	8.0	99-00	Gary Payton	82	732	8.9
77-78	Gus Williams	79	294	3.7	00-01	Gary Payton	79	642	8.1
78-79	John Johnson	82	358	4.4	01-02	Gary Payton	82	737	9.0
79-80	John Johnson	81	424	5.2	02-03	Gary Payton	52	457	8.8
80-81	Vinnie Johnson	81	341	4.2	03-04	Antonio Daniels	71	298	4.2
81-82	Gus Williams	80	547	6.8	04-05	Luke Ridnour	82	483	5.9
82-83	Gus Williams	80	643	8.0	05-06	Luke Ridnour	79	550	7.0
83-84	Gus Williams	80	675	8.4	06-07	Earl Watson	77	437	5.7
84-85	Gerald Henderson	79	559	7.1	07-08	Earl Watson	78	531	6.8
85-86	Gerald Henderson	82	487	5.9	08-09	Russell Westbrook	82	435	5.3
86-87	Nate McMillan	71	583	8.2	09-10	Russell Westbrook	82	652	8.0
87-88	Nate McMillan	82	702	8.6	10-11	Russell Westbrook	82	670	8.2
88-89	Nate McMillan	75	696	9.3	11-12	Russell Westbrook	66	362	5.5
89-90	Nate McMillan	82	598	7.3	12-13	Russell Westbrook	82	607	7.4

MINUTES PLAYED

MINIMUM 70 GAMES OR 2,000 MINUTES

YEAR	PLAYER	G	MIN	AVG	YEAR	PLAYER	G	MIN	AVG
67-68	Tom Meschery	82	2857	34.8	90-91	Derrick McKey	73	2503	34.3
68-69	Lenny Wilkens	82	3463	42.2	91-92	Ricky Pierce	78	2658	34.1
69-70	Bob Rule	80	2959	37.0	92-93	Shawn Kemp	78	2582	33.1
70-71	Lenny Wilkens	71	2641	37.2	93-94	Gary Payton	82	2881	35.1
71-72	Spencer Haywood	73	3167	43.4	94-95	Gary Payton	82	3015	36.8
72-73	Spencer Haywood	77	3259	42.3	95-96	Gary Payton	81	3162	39.0
73-74	Spencer Haywood	75	3038	40.5	96-97	Gary Payton	82	3213	39.2
74-75	Spencer Haywood	68	2529	37.2	97-98	Gary Payton	82	3145	38.4
75-76	Don "Slick" Watts	82	2776	33.8	98-99	Gary Payton	50	2008	40.2
76-77	Don "Slick" Watts	79	2627	33.3	99-00	Gary Payton	82	3425	41.8
77-78	Marvin Webster	82	2910	35.5	00-01	Gary Payton	79	3244	41.1
78-79	Jack Sikma	82	2958	36.1	01-02	Gary Payton	82	3301	40.3
79-80	Dennis Johnson	81	2937	36.3	02-03	Gary Payton	52	2123	40.8
80-81	Jack Sikma	82	2920	35.6	03-04	Rashard Lewis	80	2931	36.6
81-82	Jack Sikma	82	3049	37.2	04-05	Ray Allen	78	3064	39.3
82-83	Gus Williams	80	2761	34.6	05-06	Ray Allen	76	3022	38.3
83-84	Jack Sikma	82	2993	36.5	06-07	Ray Allen	55	2219	40.3
84-85	Tom Chambers	81	2923	36.1	07-08	Kevin Durant	80	2768	34.6
85-86	Jack Sikma	80	2790	34.9	08-09	Kevin Durant	74	2885	39.0
86-87	Dale Ellis	82	3073	37.5	09-10	Kevin Durant	82	3239	39.5
87-88	Dale Ellis	75	2790	37.2	10-11	Kevin Durant	78	3038	38.9
88-89	Dale Ellis	82	3193	8.9	11-12	Kevin Durant	66	2546	38.6
89-90	Xavier McDaniel	69	2432	35.2	12-13	Kevin Durant	81	3119	38.5



YEAR-BY-YEAR STATISTICAL LEADERS

STEALS

MINIMUM 70 GAMES OR 125 STEALS

YEAR	PLAYER	G	ST	AVG	YEAR	PLAYER	G	ST	AVG
73-74	Fred Brown	82	136	1.66	93-94	Nate McMillan	73	216	2.96
74-75	Don "Slick" Watts	82	190	2.32	94-95	Gary Payton	82	204	2.49
75-76	Don "Slick" Watts	82	261	3.18	95-96	Gary Payton	81	231	2.85
76-77	Don "Slick" Watts	79	214	2.71	96-97	Gary Payton	82	197	2.40
77-78	Gus Williams	79	185	2.34	97-98	Gary Payton	82	185	2.26
78-79	Gus Williams	76	158	2.10	98-99	Gary Payton	50	109	2.18
79-80	Gus Williams	82	200	2.44	99-00	Gary Payton	82	153	1.87
80-81	Fred Brown	78	88	1.13	00-01	Gary Payton	79	127	1.61
81-82	Gus Williams	80	172	2.15	01-02	Brent Barry	81	147	1.81
82-83	Gus Williams	80	182	2.28	02-03	Brent Barry	75	113	1.51
83-84	Gus Williams	80	189	2.36	03-04	Rashard Lewis	80	99	1.24
84-85	Gerald Henderson	79	140	1.77	04-05	Luke Ridnour	82	94	1.15
85-86	Gerald Henderson	82	138	1.68	05-06	Luke Ridnour	79	123	1.56
86-87	Nate McMillan	71	125	1.76	06-07	Earl Watson	77	99	1.29
87-88	Nate McMillan	82	169	2.06	07-08	Kevin Durant	80	78	0.98
88-89	Nate McMillan	75	156	2.08	08-09	Russell Westbrook	82	110	1.34
89-90	Nate McMillan	82	140	1.71	09-10	Kevin Durant	82	112	1.37
90-91	Gary Payton	82	165	2.01	10-11	Russell Westbrook	82	155	1.89
91-92	Gary Payton	81	165	2.04	11-12	Russell Westbrook	66	112	1.70
92-93	Nate McMillan	73	173	2.37	12-13	Russell Westbrook	82	145	1.77

BLOCKED SHOTS

MINIMUM 70 GAMES OR 100 BLOCKED SHOTS

YEAR	PLAYER	G	BS	AVG	YEAR	PLAYER	G	BS	AVG
73-74	Spencer Haywood	75	106	1.41	93-94	Shawn Kemp	79	166	2.10
74-75	Tom Burleson	82	153	1.87	94-95	Shawn Kemp	82	122	1.49
75-76	Tom Burleson	82	150	1.83	95-96	Shawn Kemp	79	127	1.61
76-77	Mike Green	76	129	1.70	96-97	Jim McIlvaine	82	164	2.00
77-78	Marvin Webster	82	162	1.98	97-98	Jim McIlvaine	78	137	1.76
78-79	Dennis Johnson	80	97	1.21	98-99	Vin Baker	34	34	1.00
79-80	Dennis Johnson	81	82	1.01	99-00	Vin Baker	79	66	0.84
80-81	James Bailey	82	143	1.74	00-01	Patrick Ewing	79	91	1.15
81-82	James Donaldson	82	139	1.70	01-02	Rashard Lewis	71	40	0.56
82-83	James Donaldson	82	101	1.23	02-03	Predrag Drobnjak	82	38	0.46
83-84	Jack Sikma	82	92	1.12	03-04	Calvin Booth	71	101	1.42
84-85	Jack Sikma	68	91	1.34	04-05	Jerome James	80	111	1.39
85-86	Jack Sikma	80	73	0.91	05-06	Rashard Lewis	78	50	0.64
86-87	Alton Lister	75	180	2.40	06-07	Nick Collison	82	66	0.80
87-88	Alton Lister	82	139	1.70	07-08	Kevin Durant	80	75	0.94
88-89	Alton Lister	82	180	2.20	08-09	Kevin Durant	74	53	0.72
89-90	Derrick McKey	80	81	1.01	09-10	Serge Ibaka	73	97	1.33
90-91	Shawn Kemp	81	123	1.52	10-11	Serge Ibaka	82	198	2.41
91-92	Shawn Kemp	64	124	1.94	11-12	Serge Ibaka	66	241	3.65
92-93	Shawn Kemp	78	146	1.87	12-13	Serge Ibaka	80	243	3.03

YEAR-BY-YEAR STATISTICAL LEADERS



FIELD GOAL PERCENTAGE

MINIMUM 250 FG MADE

YEAR	PLAYER	FG	FGA	PCT	YEAR	PLAYER	FG	FGA	PCT
67-68	Bob Rule	568	1162	.489	90-91	Sedale Threatt	433	835	.519
68-69	Bob Rule	776	1655	.469	91-92	Michael Cage	307	542	.566
69-70	Dick Snyder	456	863	.528	92-93	Derrick McKey	387	780	.496
70-71	Dick Snyder	645	1215	.531	93-94	Shawn Kemp	533	990	.538
71-72	Dick Snyder	496	937	.529	94-95	Shawn Kemp	545	997	.547
72-73	Jim Fox	316	613	.515	95-96	Shawn Kemp	526	937	.561
73-74	Dick Snyder	572	1189	.481	96-97	Shawn Kemp	526	1032	.510
74-75	Archie Clark	455	919	.495	97-98	Vin Baker	631	1164	.542
75-76	Fred Brown	742	1522	.488	98-99	Detlef Schrempf	259	549	.472
76-77	Fred Brown	534	1114	.479	99-00	Ruben Patterson	354	661	.536
77-78	Marvin Webster	427	851	.502	00-01	Ruben Patterson	370	749	.494
78-79	Lonnie Shelton	446	859	.519	01-02	Brent Barry	401	790	.508
79-80	Lonnie Shelton	425	802	.530	02-03	Brent Barry	264	577	.458
80-81	Vinnie Johnson	419	785	.534	03-04	Ray Allen	447	1017	.440
81-82	James Donaldson	255	419	.609	04-05	Rashard Lewis	532	1151	.462
82-83	James Donaldson	289	496	.583	05-06	Rashard Lewis	538	1151	.467
83-84	Danny Vranes	258	495	.521	06-07	Chris Wilcox	433	819	.529
84-85	Tim McCormick	269	483	.557	07-08	Chris Wilcox	334	638	.524
85-86	Tim McCormick	253	444	.570	08-09	Kevin Durant	661	1390	.476
86-87	Dale Ellis	785	1530	.516	09-10	Nenad Krstic	281	560	.502
87-88	Dale Ellis	764	1519	.503	10-11	Serge Ibaka	335	617	.543
88-89	Derrick McKey	487	970	.502	11-12	Serge Ibaka	262	490	.535
89-90	Sedale Threatt	303	599	.506	12-13	Nick Collison	176	296	.595

FREE THROW PERCENTAGE

MINIMUM 125 FT MADE

YEAR	PLAYER	FT	FTA	PCT	YEAR	PLAYER	FT	FTA	PCT
67-68	Bob Weiss	213	254	.838	90-91	Ricky Pierce	148	160	.925
68-69	Lenny Wilkens	547	710	.770	91-92	Ricky Pierce	417	455	.916
69-70	Bob Boozer	263	320	.822	92-93	Eddie Johnson	234	257	.911
70-71	Dick Snyder	302	361	.837	93-94	Ricky Pierce	189	211	.896
71-72	Dick Snyder	218	259	.842	94-95	Detlef Schrempf	437	521	.839
72-73	Dick Snyder	186	216	.861	95-96	Hersey Hawkins	247	283	.873
73-74	Dick Snyder	194	224	.866	96-97	Hersey Hawkins	258	295	.875
74-75	Archie Clark	161	193	.834	97-98	Hersey Hawkins	177	204	.868
75-76	Fred Brown	273	314	.869	98-99	Hersey Hawkins	119	132	.902
76-77	Fred Brown	168	190	.884	99-00	Brent Barry	127	157	.809
77-78	Fred Brown	176	196	.898	00-01	Rashard Lewis	176	213	.826
78-79	Fred Brown	183	206	.888	01-02	Desmond Mason	201	237	.848
79-80	Jack Sikma	235	292	.805	02-03	Ray Allen	138	150	.920
80-81	Fred Brown	173	208	.832	03-04	Ray Allen	245	271	.904
81-82	Jack Sikma	447	523	.855	04-05	Luke Ridnour	159	180	.883
82-83	Jack Sikma	400	478	.837	05-06	Ray Allen	324	359	.903
83-84	Jack Sikma	411	480	.856	06-07	Ray Allen	279	309	.903
84-85	Jack Sikma	335	393	.852	07-08	Kevin Durant	391	448	.873
85-86	Jack Sikma	355	411	.864	08-09	Kevin Durant	452	524	.863
86-87	Tom Chambers	535	630	.849	09-10	Kevin Durant	756	840	.900
87-88	Tom Chambers	419	519	.807	10-11	Kevin Durant	594	675	.880
88-89	Dale Ellis	377	462	.816	11-12	Kevin Durant	431	501	.860
89-90	Sedale Threatt	130	157	.828	12-13	Kevin Durant	679	750	.905



YEAR-BY-YEAR STATISTICS

Year	G	FGM	FGA	PCT3FGM	3FGA	PCT	FTM	FTA	PCT	REB	AST	STL	TO	BS	PTS	AVG	
67-68	82	3772	8593	.439	---	---	2188	3042	.719	5338	1998	---	---	---	9732	118.7	
68-69	82	3543	8149	.435	---	---	2105	2979	.707	4498	1927	---	---	---	9191	112.1	
69-70	82	3709	8029	.462	---	---	2171	2851	.761	4312	2214	---	---	---	9589	116.9	
70-71	82	3664	8034	.456	---	---	2101	2790	.753	4456	2049	---	---	---	9429	115.0	
71-72	82	3461	7457	.464	---	---	2035	2659	.765	4123	1976	---	---	---	8957	109.2	
72-73	82	3447	7681	.449	---	---	1606	2080	.772	4161	1958	---	---	---	8500	103.7	
73-74	82	3584	8056	.445	---	---	1606	2095	.767	4029	2106	689	1622	294	8774	107.0	
74-75	82	3488	7653	.456	---	---	1475	1970	.749	3721	1997	837	1610	378	8451	103.1	
75-76	82	3542	7730	.458	---	---	1642	2309	.711	3715	1935	866	1615	355	8726	106.4	
76-77	82	3439	7639	.450	---	---	1646	2386	.690	3788	1772	932	1759	503	8524	104.0	
77-78	82	3445	7715	.447	---	---	1675	2352	.712	4057	1799	782	1636	429	8565	104.5	
78-79	82	3504	7484	.468	---	---	1732	2298	.754	3901	1973	690	1586	398	8740	106.6	
79-80	82	3554	7565	.470	59	189	.312	1730	2253	.768	3930	2043	750	1496	428	8897	108.5
80-81	82	3343	7145	.468	32	117	.274	1813	2376	.763	3601	1945	628	1524	438	8531	104.0
81-82	82	3505	7178	.488	38	153	.248	1747	2362	.740	3647	2103	691	1351	460	8795	107.3
82-83	82	3597	7277	.494	29	138	.210	1796	2459	.730	3721	2278	677	1533	437	9019	110.0
83-84	82	3460	7083	.488	27	140	.193	1918	2460	.780	3396	2233	636	1360	350	8865	108.1
84-85	82	3277	6910	.474	45	185	.243	1777	2305	.771	3306	2185	649	1493	343	8376	102.1
85-86	82	3335	7059	.472	79	300	.263	1815	2331	.779	3401	1977	745	1435	295	8564	104.4
86-87	82	3593	7451	.482	191	571	.335	1948	2571	.758	3768	2184	705	1509	450	9325	113.7
87-88	82	3544	7443	.476	221	638	.346	1826	2442	.748	3627	2146	775	1376	447	9135	111.4
88-89	82	3564	7478	.477	293	774	.379	1775	2379	.746	3635	2083	864	1403	494	9196	112.1
89-90	82	3466	7243	.479	231	650	.355	1606	2167	.741	3578	1874	701	1336	335	8769	106.9
90-91	82	3500	7117	.492	136	427	.319	1608	2143	.750	3395	2042	861	1404	380	8744	106.6

YEAR-BY-YEAR STATISTICS



Year	G	FGM	FGA	PCT3FGM	3FGA	PCT	FTM	FTA	PCT	REB	AST	STL	TO	BS	PTS	AVG	
91-92	82	3380	7128	.474	205	647	.317	1772	2263	.783	3539	1877	775	1323	448	8737	106.5
92-93	82	3473	7140	.486	218	610	.357	1720	2259	.761	3476	1906	944	1267	409	8884	108.3
93-94	82	3338	6901	.484	242	722	.335	1769	2374	.745	3381	2112	1053	1262	365	8687	105.9
94-95	82	3310	6741	.491	491	1305	.376	1944	2564	.758	3405	2115	917	1295	392	9055	110.4
95-96	82	3074	6401	.480	581	1596	.364	1843	2424	.760	3403	1999	882	1441	393	8572	104.5
96-97	82	2995	6415	.467	559	1583	.353	1725	2295	.752	3281	1931	904	1231	388	8274	100.9
97-98	82	3052	6458	.473	621	1569	.396	1521	2109	.721	3156	1986	804	1145	376	8246	100.6
98-99	50	1756	3976	.442	309	899	.344	922	1354	.681	2098	1087	393	765	201	4743	94.9
99-00	82	3108	6946	.447	546	1611	.339	1363	1960	.695	3525	1878	657	1152	345	8125	99.1
00-01	82	3029	6649	.456	466	1169	.399	1454	1986	.732	3421	1792	657	1252	409	7978	97.3
01-02	82	3131	6681	.469	489	1292	.378	1263	1672	.755	3301	1926	698	1124	364	8014	97.7
02-03	82	2887	6599	.437	456	1291	.353	1325	1780	.744	3348	1775	679	1085	295	7555	92.1
03-04	82	2939	6590	.446	723	1936	.373	1363	1782	.765	3225	1782	661	1188	387	7964	97.1
04-05	82	2882	6498	.444	666	1824	.365	1683	2131	.790	3352	1487	553	1113	338	8113	98.9
05-06	82	3077	6711	.459	605	1631	.371	1652	2104	.785	3246	1696	622	1208	306	8411	102.6
06-07	82	3047	6628	.460	525	1451	.362	1511	1911	.791	3250	1695	631	1268	301	8130	99.1
07-08	82	3125	7032	.444	313	939	.333	1436	1866	.770	3659	1748	531	1310	400	7999	97.5
08-09	82	2999	6716	.447	328	949	.346	1626	2069	.786	3469	1663	608	1330	371	7952	97.0
09-10	82	3063	6629	.462	418	1229	.340	1778	2210	.805	3567	1639	654	1227	481	8322	101.5
10-11	82	3066	6609	.464	487	1403	.347	1977	2401	.823	3507	1672	654	1156	487	8596	104.8
11-12	66	2462	5228	.471	472	1317	.358	1406	1744	.806	2883	1224	498	1079	539	6802	103.1
12-13	82	3126	6504	.481	598	1588	.377	1819	2196	.828	3579	1753	679	1253	624	8669	105.7



THE LAST TIME...

Scored 120+ points	Minnesota, 3/23/12 (2OT)	W, 149-104
Scored 130+ points	Minnesota, 3/23/12 (2OT)	W, 149-104
Scored 140+ points	Minnesota, 3/23/12 (2OT)	W, 149-104
Scored 150+ points	Denver, 4/6/08 (2OT)	W, 151-147
Shot 60% or higher	Charlotte, 3/10/12	.630 (46-73); W, 122-95
Shot 65% or higher	at Philadelphia, 1/21/02	.661 (41-62); L, 109-98
Shot 100% from free throw line	L.A. Clippers, 11/19/08	1.000 (23-23); L, 88-108
Made 15+ three-pointers	at New York, 1/8/06	15-35 (.400); L, 116-120
Shot 60% from three-point range	Portland, 3/18/12	.611 (11-18); W, 111-95
Grabbed 55+ rebounds	Sacramento, 4/13/12	58 rebounds; W, 115-89
Grabbed 60+ rebounds	at Dallas (OT), 12/12/95	61 rebounds; L, 101-112
Handed out 35+ assists	Denver, 4/6/08 (2OT)	35 assists; W, 151-147
Handed out 40+ assists	L.A. Clippers, 12/2/88	40 assists; W, 154-104
Had 20+ steals	San Antonio, 2/26/99	22 steals; W, 92-82
Had 10+ blocks	Denver, 4/25/12	13 blocks; L, 101-106
Had 15+ blocks	at Sacramento, 2/9/12	17 blocks; L, 101-106
Had eight players score in double-figures	at Memphis, 11/19/07	Collison, Durant, Green, Szczerbiak, Watson, West, Wilcox, Wilkins
Had 10 players score in double-figures	L.A. Clippers, 4/14/94	Kemp, Schrempf, Cage, Gill, Payton, Askew, McMillan, Scheffler, Johnson, King, Gary Payton (22)
Had only one player in double-figures	at Houston, 4/13/97	Ridnour (26), Lewis (25), Wilkins (22), Watson (20)
Had four players score 20+ points	Golden State, 12/10/06	Durant (32), Westbrook (30)
Had two players score 30+ points	Denver, 4/25/12	Westbrook (31), Durant (30), Harden (30)
Had three players score 30+ points	Phoenix, 3/7/12	Durant (43), Westbrook (35)
Had a player score 40+ pts & 30+ pts	at Minnesota, 4/14/12	Collison (16 pts/13 reb), Durant (42 pts/13 reb), Green (27 pts/10 reb), Watson (17 pts/12 ast)
Had four players record a double-double	at Golden State, 4/16/08	Wally Szczerbiak (32 points)
Reserve scored 30+ points	at Sacramento, 11/6/07	Mohammed (12), Harden (12), Cook (11), Mullens (10)
Had four reserves score in double-figures	Milwaukee, 4/13/11	Bench - 57 points, Starters - 49 points
Bench outscored starters	Milwaukee, 4/13/11	Collison (16), Durant (13), Green (10)
Had all 12 players score at least one point	Milwaukee, 4/13/11	Ray Allen (10), Antonio Daniels (10)
Had three players grab 10+ rebounds	at Golden State, 4/16/08	Chris Wilcox
Had two players hand out 10+ assists	Boston, 2/22/04	Bob Weiss
Had a player ejected	at Denver, 12/28/06	
Had a coach ejected	Golden State, 12/13/05	

ALL-TIME HIGH PERFORMANCES



ALL-TIME SEASON-HIGH TEAM PERFORMANCES

Points	9,732	1967-68	Avg. 118.7
Field Goals Made	3,772	1967-68	Avg. 46.0
Field Goals Attempted	8,593	1967-68	Avg. 104.8
Field Goal Percentage	.494	1982-83	
Three-Point Field Goals Made	723	2003-04	Avg. 8.8
Three-Point Field Goals Attempted	1,936	2003-04	Avg. 23.6
Three-Point Field Goal Percentage	.399	2000-01	
Free Throws Made	2,171	1969-70	Avg. 26.5
Free Throws Attempted	3,042	1967-68	Avg. 37.1
Free Throw Percentage	.828	2012-13	
Offensive Rebounds	1,456	1977-78	Avg. 17.8
Defensive Rebounds	2,725	2012-13	Avg. 33.2
Total Rebounds	5,338	1967-68	Avg. 65.1
Assists	2,278	1982-83	Avg. 27.8
Steals	1,053	1993-94	Avg. 12.8
Blocked Shots	624	2012-13	Avg. 7.61
Most Turnovers	1,759	1976-77	Avg. 21.5
Fewest Turnovers	1,085	2002-03	Avg. 13.2
Personal Fouls	2,380	1987-88	Avg. 29.0
Disqualifications	54	1968-69	

ALL-TIME SEASON-HIGH INDIVIDUAL PERFORMANCES

Points	2,472	Kevin Durant	2009-10
Scoring Average	30.1	Kevin Durant	2009-10
Field Goals Made	889	Spencer Haywood	1972-73
Field Goals Attempted	1,868	Spencer Haywood	1972-73
Field Goal Percentage	.609	James Donaldson	1981-82
Three-Point Field Goals Made	269	Ray Allen	2005-06
Three-Point Field Goals Attempted	653	Ray Allen	2005-06
Three-Point Field Goal Percentage	.514	Dettlef Schrempf	1994-95
Free Throws Made	756	Kevin Durant	2009-10
Free Throws Attempted	840	Kevin Durant	2009-10
Free Throw Percentage	.925	Ricky Pierce	1990-91
Offensive Rebounds	361	Marvin Webster	1977-78
Defensive Rebounds	815	Jack Sikma	1981-82
Total Rebounds	1,038	Jack Sikma	1981-82
Average Rebounds	13.4	Spencer Haywood	1973-74
Assists	766	Lenny Wilkens	1971-72
Average Assists	9.6	Lenny Wilkens	1971-72
Steals	261	Don "Slick" Watts	1975-76
Average Steals	3.18	Don "Slick" Watts	1975-76
Blocked Shots	242	Serge Ibaka	2012-13
Average Blocked Shots	3.65	Serge Ibaka	2011-12
Minutes Played	3,463	Lenny Wilkens	1968-69
Average Minutes Played	43.4	Spencer Haywood	1971-72

MISCELLANEOUS INDIVIDUAL RECORDS

Most Consecutive Free Throws Made:	75	Ricky Pierce	11/15/91 to 12/11/91
Most Consecutive Field Goals Made in a Game:	14	Gary Payton	1/4/95 at Cleveland
Most Consecutive Field Goals Made:	17	Lonnie Shelton	3/15/79 to 3/17/79



ALL-TIME PLAYOFF RECORDS





OKLAHOMA CITY ERA TEAM PLAYOFF RECORDS

Thunder Records

MOST POINTS SCORED:

Game:	133	at Memphis (3OT)	5/9/11
Half:	67	at San Antonio	5/29/12
Quarter:	39	at Houston	4/27/13
	39	LA Lakers	5/14/12

FIELD GOALS MADE:

Game:	44	San Antonio	6/2/12
	44	LA Lakers	
5/14/12			
Half:	28	Dallas	5/23/11
Quarter:	15	at Miami	6/19/12
	15	Dallas	5/23/11

FIELD GOALS ATTEMPTED:

Game:	95	at Memphis (3OT)	5/9/11
Half:	51	LA Lakers	5/21/12
Quarter:	27	LA Lakers	5/21/12

FREE THROWS MADE:

Game:	42	at Memphis (3OT)	5/9/11
	42	LA Lakers	4/24/10
Half:	27	at Dallas	5/17/11
Quarter:	15	at Dallas	5/17/11
	15	at Memphis	5/9/11

FREE THROWS ATTEMPTED:

Game:	50	at Memphis (3OT)	5/9/11
Half:	31	at Dallas	5/17/11
Quarter:	19	at Denver	4/23/11

REBOUNDS:

Game:	62	at Memphis (3OT)	5/9/11
Half:	34	Dallas	5/23/11
Quarter:	23	Lakers	5/21/12

ASSISTS:

Game:	28	Houston	4/21/13
Half:	15	Houston	4/21/13
	15	San Antonio	5/31/12
	15	Memphis	5/15/11
Quarter:	9	Houston	4/21/13
	9	Memphis	5/11/11
	9	LA Lakers	4/30/10

STEALS:

Game:	14	San Antonio	5/31/12
Half:	9	at San Antonio	5/27/12
Quarter:	6	at Miami	6/17/12
	6	at San Antonio	6/4/12

BLOCKS:

Games:	17	at L.A. Lakers	4/20/10
Half:	10	Houston	5/1/13
Quarter:	8	Houston	5/1/13

Opponent Records

MOST POINTS SCORED:

Game:	123	at Memphis (3OT)	5/9/11
Half:	66	at Dallas	5/17/11
Quarter:	39	at San Antonio	5/27/12

FIELD GOALS MADE:

Game:	44	Memphis	
5/1/11			
Half:	25	Memphis	5/1/11
Quarter:	15	Denver	4/17/11

FIELD GOALS ATTEMPTED:

Game:	111	at Memphis (3OT)	5/9/11
Half:	49	Houston	4/24/13
Quarter:	28	Houston	4/24/13

FREE THROWS MADE:

Game:	41	at LA Lakers	5/18/12
Half:	26	at LA Lakers	5/18/12
Quarter:	17	at LA Lakers	5/18/12

FREE THROWS ATTEMPTED:

Game:	45	at Denver	4/23/11
Half:	30	at Denver	4/23/11
Quarter:	20	at Denver	4/23/11

REBOUNDS:

Game:	64	at Memphis (3OT)	5/9/11
Half:	31	Houston	4/24/13
	31	Memphis	5/7/11
	31	LA Lakers	4/20/10

(2nd)

	31	LA Lakers	4/20/10
--	----	-----------	---------

(1st)

Quarter:	17 (7x)	MR: Houston	4/24/13
----------	---------	-------------	---------

ASSISTS:

Game:	27	at San Antonio	5/29/12
Half:	27	at LA Lakers	4/27/10
	15	San Antonio	6/6/12
	15	at LA Lakers	5/19/12
	15	at LA Lakers	4/27/12
Quarter:	11	at LA Lakers	4/27/10

STEALS:

Game:	15	Dallas (OT)	5/23/11
Half:	9	Dallas	5/23/11
Quarter:	6	Denver	4/27/11
	6	at LA Lakers	4/27/10

BLOCKS:

Games:	12	at Houston	4/27/13
Half:	7	at L.A. Lakers	4/27/10
Quarter:	5	at Houston	4/27/13
	5	at L.A. Lakers	4/27/10

OKLAHOMA CITY ERA INDIVIDUAL PLAYOFF RECORDS



Thunder Records

POINTS:

Game:	43	Russell Westbrook at Miami	6/19/12
Half:	28	Kevin Durant vs. San Antonio	6/2/12
Quarter:	18	Kevin Durant vs. Houston	5/1/13
	18	Kevin Durant vs. San Antonio	6/2/12

REBOUNDS:

Game:	19	Kevin Durant vs. LA Lakers	4/22/10
Half:	12	Kevin Durant vs. Dallas	5/23/11
Quarter:	8	Kevin Durant vs. Dallas	5/23/11

ASSISTS:

Game:	14	Russell Westbrook vs. Memphis	5/15/11
Half:	8	Russell Westbrook vs. Memphis	5/7/11
Quarter:	6	Eric Maynor vs. Memphis	5/11/11

STEALS:

Game:	6	Thabo Sefolosha vs. San Antonio	5/31/12
Half:	4	Thabo Sefolosha vs. San Antonio	5/31/12
	4	Thabo Sefolosha vs. San Antonio	5/27/12
Quarter:	4	Thabo Sefolosha vs. San Antonio	5/31/12
	4	Thabo Sefolosha vs. San Antonio	5/27/12

BLOCKS:

Game:	9	Serge Ibaka vs. Denver	4/27/11
Half:	5	Serge Ibaka vs. LA Lakers	5/16/12
	5	Serge Ibaka vs. Denver	4/27/11
Quarter:	5	Serge Ibaka vs. Denver	4/27/11

FIELD GOALS MADE:

Game:	20	Russell Westbrook at Miami	6/19/12
Half:	11	Russell Westbrook at Miami	6/19/12
	11	Kevin Durant vs. San Antonio	6/2/12
Quarter:	7	Russell Westbrook at Miami	6/19/12
	7	Kevin Durant vs. San Antonio	6/2/12

FIELD GOALS ATTEMPTED:

Game:	33	Russell Westbrook at Memphis	5/9/11
Half:	18	Russell Westbrook vs Houston	4/24/13
	18	Russell Westbrook at Denver	4/25/11
Quarter:	11	Kevin Durant vs. Houston	4/24/13
	11	Russell Westbrook at Denver	4/25/10

FREE THROWS MADE:

Game:	18	Kevin Durant at Dallas	5/17/11
Half:	14	Kevin Durant at Dallas	5/17/11
Quarter:	8	Kevin Durant at Dallas	5/17/11

FREE THROWS ATTEMPTED:

Game:	19	Kevin Durant at Dallas	5/17/11
Half:	14	Kevin Durant at Dallas	5/17/11
Quarter:	9	Kevin Durant vs. Houston	5/1/13

Opponent Records

POINTS:

Game:	48	Dirk Nowitzki at Dallas	5/17/11
Half:	27	Dirk Nowitzki at Dallas	5/17/11
Quarter:	17	Tony Parker vs. San Antonio	6/6/12
	17	Dirk Nowitzki vs. Dallas	5/23/11
	17	Dirk Nowitzki at Dallas	5/17/11

REBOUNDS:

Game:	21	Marc Gasol at Memphis (3OT)	5/9/11
	21	Zach Randolph at Memphis (OT)	5/7/11
Half:	14	Marc Gasol at Memphis	5/9/11
Quarter:	10	Marc Gasol at Memphis	5/9/11

ASSISTS:

Game:	13	Lebron James at Miami	6/21/12
Half:	10	Tony Parker vs. San Antonio	6/6/12
Quarter:	6	Lebron James at Miami	6/21/12

STEALS:

Game:	7	Jason Kidd vs. Dallas	4/28/12
Half:	5	Jason Kidd vs. Dallas	4/28/12
Quarter:	3 (6x)	MR: James Harden at Houston	4/29/13

BLOCKS:

Game:	5	Tim Duncan vs. San Antonio	5/31/12
	5	Marc Gasol vs. Memphis	5/3/11
Half:	4	Tim Duncan vs. San Antonio	5/31/12
Quarter:	2 (29x)	MR: James Harden at Houston	5/3/13

FIELD GOALS MADE:

Game:	18	Kobe Bryant vs. LA Lakers	5/21/12
Half:	10	Kobe Bryant vs. LA Lakers	5/21/12
Quarter:	7	Tony Parker vs. San Antonio	6/6/12
	7	Dirk Nowitzki at Dallas	5/19/11

FIELD GOALS ATTEMPTED:

Game:	33	Kobe Bryant vs. LA Lakers	5/21/12
Half:	18	Kobe Bryant vs. LA Lakers	5/21/12
Quarter:	11	Dwayne Wade at Miami	6/17/12
	11	Kobe Bryant vs. LA Lakers	5/14/12

FREE THROWS MADE:

Game:	24	Dirk Nowitzki at Dallas	5/17/11
Half:	19	Dirk Nowitzki at Dallas	5/17/11
Quarter:	13	Dirk Nowitzki at Dallas	5/17/11

FREE THROWS ATTEMPTED:

Game:	24	Dirk Nowitzki at Dallas	5/17/11
Half:	19	Dirk Nowitzki at Dallas	5/17/11
Quarter:	16	Omer Asik vs. Houston	5/1/13



THUNDER TEAM PLAYOFF RECORDS

MOST POINTS SCORED:

Game:	133	at Memphis (3OT)	5/9/11
Half:	70	Utah	5/8/93
	70	at Dallas	4/23/87
Quarter:	42	at Phoenix	4/20/76

FEWEST POINTS SCORED:

Game:	68	L.A. Lakers	5/6/98
Half:	26	at San Antonio	5/3/02
Quarter:	10	2 times, MR at MEM	5/7/11

FIELD GOALS MADE:

Game:	52	at Dallas	4/23/87
Half:	29	Houston	4/21/82
Quarter:	16	Denver	5/3/88
	16	at Dallas	4/17/84
Fewest Game:	25	L.A. Lakers	5/6/98

FIELD GOALS ATTEMPTED:

Game:	107	at Dallas	4/23/87
Half:	63	at Dallas	4/23/87
Quarter:	35	Milwaukee	4/15/80
Fewest Game:	53	at Utah	5/26/96

FIELD GOAL PERCENTAGE:

Highest:	.615	Golden State	4/28/92
Lowest:	.318	L.A. Lakers	4/29/95

FREE THORWS MADE:

Game:	47	at Denver	5/5/78
Half:	32	Portland	4/2/80
Quarter:	20	Phoenix	5/17/79
Fewest Game:	6	L.A. Lakers	4/27/80

FREE THROWS ATTEMPTED:

Game:	62	at Denver	5/5/78
Half:	36	Portland	4/2/80
Quarter:	25	at Phoenix	5/17/79
Fewest Game:	9	at Utah	5/6/93

FREE THROW PERCENTAGE:

Highest:	1.000	at Houston	5/3/13
Lowest:	.478	at Washington	5/20/79

REBOUNDS:

Game:	71	Portland	4/23/78
Half:	37	at Dallas	4/24/84
Quarter:	23	LA Lakers	5/21/12
Fewest Game:	25	at Denver	5/2/94
	25	at Phoenix	6/1/93

ASSISTS:

Game:	38	Houston	5/14/87
Half:	24	Houston	4/21/82
Quarter:	14	Houston	4/21/82
Fewest Game:	10	at Chicago	6/7/96

PERSONAL FOULS:

Game:	38	at Phoenix	6/5/93
	38	at Denver	5/5/78

DISQUALIFICATIONS:

Game	3	at Phoenix	6/5/93
	3	Washington	5/29/79
	3	Denver	5/12/78

STEALS:

Game:	18	at Golden State	4/16/75
Fewest Game:	2	Memphis	5/5/13
	2	L.A. Lakers	4/16/78

BLOCKS:

Games:	17	at L.A. Lakers	4/20/10
Half:	10	Houston	5/1/13
Fewest Game:	1	15 times, MR: LAL	5/12/98

TURNOVERS:

Game:	31	at Phoenix	5/6/79
Half:	18	at Phoenix	4/18/76
Quarter:	11	at Phoenix	5/8/79
	11	at Phoenix	4/20/76
	11	at Golden State	4/16/75
Fewest Game:	4	LA Lakers	5/14/12

THUNDER OPPONENT PLAYOFF RECORDS



MOST POINTS SCORED:

Game:	151	at Dallas	4/23/87
Half:	77	at Dallas	4/23/87
Quarter:	43	at Dallas	4/23/87

FEWEST POINTS SCORED:

Game:	71	L.A. Lakers	4/27/95
Half:	29	L.A. Lakers	4/27/96
Quarter:	10	Houston	4/25/82

FIELD GOALS MADE:

Game:	59	at Dallas	4/23/87
Half:	31	at Dallas	4/23/87
Quarter:	17	at Phoenix	5/13/79
Fewest Game:	21	Phoenix	4/27/97

FIELD GOALS ATTEMPTED:

Game:	114	at Golden State	4/22/75
Half:	62	at Golden State	4/22/75
Quarter:	32	at Golden State	4/22/75
Fewest Game:	64	L.A. Lakers	5/12/98

FIELD GOAL PERCENTAGE:

Highest:	.615	at Phoenix	4/27/76
Lowest:	.269	Phoenix	4/27/97

FREE THORWS MADE:

Game:	57	at Phoenix	6/5/93
Half:	39	at Phoenix	6/5/93
Quarter:	24	at Phoenix	6/5/93
Fewest Game:	6	Phoenix	5/3/97
	6	Houston	5/4/96

FREE THROWS ATTEMPTED:

Game:	64	at Phoenix	6/5/93
Half:	41	at Phoenix	6/5/93
Quarter:	24	at Phoenix	6/5/93
Fewest Game:	9	Phoenix	5/3/97

FREE THROW PERCENTAGE:

Highest:	1.000	at Dallas	4/19/84
Lowest:	.462	Houston	5/4/96

REBOUNDS:

Game:	64	at Memphis (3OT)	5/9/11
	64	at L.A. Lakers	4/14/78
Half:	39	at Washington	6/4/78
Quarter:	21	Detroit	4/8/75
Fewest Game:	22	Golden State	4/28/92

ASSISTS:

Game:	36	at Dallas	4/23/87
Half:	20	at Houston	5/5/97
	20	at Houston	5/12/87
	20	at L.A. Lakers	4/22/80
Quarter:	12	at Utah	5/30/96
	12	at Houston	5/20/93
	12	L.A. Lakers	4/25/80
	12	at Phoenix	4/27/76
Fewest Game:	11	LA Lakers	5/16/12
	11	at San Antonio	4/22/02
	11	Portland	4/6/80

PERSONAL FOULS:

Game:	38	at Denver	5/5/78
-------	----	-----------	--------

DISQUALIFICATIONS:

Game:	3	Washington	5/29/79
	3	Denver	5/12/78

STEALS:

Game:	22	at Golden State	4/14/75
Half:	13	at Golden State	4/14/75
Fewest Game:	0	Phoenix	4/15/76

BLOCKS:

Games:	16	at Phoenix	5/24/93
Half:	9	at Phoenix	5/24/93
Fewest Game:	0	Houston	5/17/97
	0	Washington	5/21/78

TURNOVERS:

Game:	27	Detroit	4/12/75
Half:	18	Detroit	4/12/75
Quarter:	12	Sacramento	4/26/96
Fewest Game:	6	at Portland	4/22/83



INDIVIDUAL PLAYOFF RECORDS

Thunder Records

POINTS:

Game:	45	Fred Brown vs. Phoenix	4/15/76
Half:	31	Gus Williams at Dallas	4/17/84
	31	Fred Brown vs. Phoenix	4/15/76
Quarter:	23	Gus Williams at Dallas	4/17/84

REBOUNDS:

Game:	23	Marvin Webster at Denver	4/6/80
Half:	15	Marvin Webster vs. Portland	4/23/76
Quarter:	10	Paul Silas at Milwaukee	4/18/80

ASSISTS:

Game:	16	Nate McMillan vs. Houston	5/14/87
Half:	11	Nate McMillan vs. LA Lakers	5/25/87
Quarter:	8	Gus Williams vs. Dallas	4/21/84

STEALS:

Game:	6	Thabo Sefolosha vs. San Antonio	5/31/12
	6	Hersey Hawkins at Houston	5/7/97
	6	Shawn Kemp at Sacramento	5/2/96
	6	Nate McMillan vs. Phoenix	5/20/93
	6	Sedale Threatt vs. LA Lakers	5/12/89
	6	Dennis Johnson vs. Portland	4/6/80
	6	Slick Watts vs. Detroit	4/10/75
Half:	5	Nate McMillan vs. Phoenix	5/20/93
	5	Gus Williams vs. Dallas	4/21/84
	5	Lonnie Shelton vs. LA Lakers	4/27/80

BLOCKS:

Game:	9	Serge Ibaka vs. Denver	4/27/11
Half:	5	Serge Ibaka vs. LA Lakers	5/16/12
	5	Serge Ibaka vs. Denver	4/27/11
	5	Shawn Kemp at Phoenix	5/26/93
	5	Dennis Johnson at Washington	5/28/78

FIELD GOALS MADE:

Game:	20	Xavier McDaniel vs. LA Lakers	5/23/87
Half:	14	Gus Williams at Dallas	4/27/84
Quarter:	11	Gus Williams at Dallas	4/17/84

FIELD GOALS ATTEMPTED:

Game:	35	Fred Brown vs. Phoenix	4/15/76
Half:	24	Fred Brown vs. Phoenix	4/15/76

FREE THROWS MADE:

Game:	18	Kevin Durant at Dallas	5/17/11
Half:	14	Kevin Durant at Dallas	5/17/11
Quarter:	10	Shawn Kemp vs. Golden State	4/28/92
	10	Gus Williams vs. LA Lakers	4/25/79

FREE THROWS ATTEMPTED:

Game:	19	Kevin Durant at Dallas	5/17/11
Half:	15	Kevin Durant at Dallas	5/17/11
Quarter:	11	Shawn Kemp vs. Golden State	4/28/92

Opponent Records

POINTS:

Game:	50	Karl Malone at Utah	4/22/00
Half:	27	Dirk Nowitzki at Dallas	5/17/11
	27	Michael Jordan vs. Chicago	6/9/96
Quarter:	19	Rex Chapman vs. Phoenix	4/25/97
	19	James Worthy at LA Lakers	5/19/87

REBOUNDS:

Game:	25	Hakeem Olajuwon vs. Houston	5/14/87
Half:	15	Charles Barkley at Phoenix	6/5/93
Quarter:	12	Charles Barkley at Phoenix	6/5/93

ASSISTS:

Game:	19	Norm Nixon at LA Lakers	4/22/79
Half:	11	Magic Johnson vs. LA Lakers	5/25/87
	11	Norm Nixon at LA Lakers	4/22/79
Quarter:	8	Magic Johnson vs. LA Lakers	5/25/87

STEALS:

Game:	8	Tim Hardaway vs. Golden State	4/30/92
	8	Rick Barry at Golden State	4/14/75
Half:	5	Jason Kidd vs. Dallas	4/28/12
	5	Tim Hardaway vs. Golden State	4/30/92
	5	Rick Barry at Golden State	4/14/75
	5	Dave Bing at Detroit	4/10/75

BLOCKS:

Game:	8	Shaquille O'Neal vs. LA Lakers	5/12/88
	8	Dikembe Mutombo vs. Denver	5/7/94
	8	Hakeem Olajuwon vs. Houston	5/16/93
	8	George Johnson vs. Golden State	4/24/75
Half:	6	George Johnson vs. Golden State	4/24/75

FIELD GOALS MADE:

Game:	19	Hakeem Olajuwon vs. Houston	5/14/87
Half:	10 (7x)	MR: Kobe Bryant vs. LA Lakers	5/21/12
Quarter:	8	James Worthy at LA Lakers	5/19/87

FIELD GOALS ATTEMPTED:

Game:	33	Kobe Bryant vs. LA Lakers	5/21/12
	33	Hakeem Olajuwon vs. Houston	5/14/87
Half:	18	Kobe Bryant vs. LA Lakers	5/21/12

FREE THROWS MADE:

Game:	24	Dirk Nowitzki at Dallas	5/17/11
Half:	19	Dirk Nowitzki at Dallas	5/17/11
	19	Charles Barkley at Phoenix	6/5/93
Quarter:	13	Dirk Nowitzki at Dallas	5/17/11

FREE THROWS ATTEMPTED:

Game:	24	Dirk Nowitzki at Dallas	5/17/11
Half:	20	Charles Barkley at Phoenix	6/5/93
Quarter:	16	Omer Asik vs. Houston	5/1/13

TOP SINGLE-GAME PLAYOFF PERFORMANCES



POINTS:

45	Fred Brown vs. Phoenix	4/15/76
43	Russell Westbrook at Miami Heat	6/19/12
43	Dale Ellis vs. Dallas	4/28/87
42	Xavier McDaniel vs. LA Lakers	5/23/87
41	Kevin Durant at Houston	4/27/13
41	Kevin Durant vs. Denver	4/27/11
41	Kevin Durant vs. Denver	4/17/11
40	Kevin Durant at Dallas	5/17/11
40	Russell Westbrook at Memphis	5/9/11
39	Kevin Durant vs. Memphis	5/15/11
38	Kevin Durant at Houston	4/29/13
38	Tom Chambers vs. Houston	5/14/87
38	Gus Williams vs. LA Lakers	4/18/79

REBOUNDS:

23	Marvin Webster vs. Portland	4/23/78
20	Shawn Kemp at Phoenix	5/1/97
20	Shawn Kemp vs. Golden State	4/20/92
20	Tom Burlson at Phoenix	4/20/76
19	Kevin Durant vs. LA Lakers	4/22/10
19	Shawn Kemp at Golden State	4/25/92
19	Marvin Webster vs. Washington	6/7/78
18	Shawn Kemp at LA Lakers	5/4/95
18	Shawn Kemp at Houston	5/10/96
18	Shawn Kemp at LA Lakers	5/4/95
18	Danny Vranes at Portland	4/22/83
18	Marvin Webster vs. LA Lakers	4/16/78

ASSISTS:

16	Nate McMillan vs. Houston	5/14/87
15	Nate McMillan vs. LA Lakers	5/23/87
15	Gus Williams vs. Dallas	4/21/84
14	Russell Westbrook vs. Memphis	5/15/11
14	Gary Payton at Phoenix	5/1/97
14	Gus Williams vs. Dallas	4/26/84
13	Gary Payton at LA Lakers	5/10/98
13	Gary Payton at LA Lakers	5/8/98
13	Gary Payton vs. Houston	5/15/97
13	John Johnson vs. Washington	5/27/79

STEALS:

6	Thabo Sefolosha vs. San Antonio	5/31/12
6	Hersey Hawkins at Houston	5/7/97
6	Shawn Kemp at Sacramento	5/2/96
6	Nate McMillan vs. Phoenix	5/30/93
6	Sedale Threatt vs. LA Lakers	5/12/89
6	Dennis Johnson vs. Portland	4/6/80
6	Slick Watts at Detroit	4/10/75

FIELD GOALS MADE:

20	Russell Westbrook at Miami	6/19/12
20	Xavier McDaniel vs. LA Lakers	5/23/87
19	Fred Brown vs. Phoenix	4/15/76
18	Dale Ellis vs. Dallas	4/28/87
17	Gus Williams at Dallas	4/17/87
17	Gus Williams vs. LA Lakers	4/18/79
15	Russell Westbrook at LA Lakers	5/19/12
15	Russell Westbrook at Memphis	5/9/11
15	Dale Ellis vs. Dallas	5/14/87
15	Fred Brown at LA Lakers	4/22/80
15	Gus Williams at Denver	5/14/78
15	Gus Williams at Portland	4/21/78

FIELD GOALS ATTEMPTED:

35	Fred Brown vs. Phoenix	4/15/76
33	Russell Westbrook at Memphis	5/9/11
33	Gus Williams vs. LA Lakers	4/18/79
32	Russell Westbrook at Miami	6/19/12
30	Kevin Durant at Houston	4/27/13
30	Russell Westbrook at Denver	4/25/11
30	Dale Ellis at Houston	5/12/87
30	Fred Brown vs. Washington	5/21/78
29	Xavier McDaniel vs. LA Lakers	5/23/87
29	Tom Chambers vs. Houston	5/14/87
29	Dale Ellis at Houston	5/5/87
29	Gus Williams vs. San Antonio	4/28/82
28	Russell Westbrook at Dallas	5/25/11
28	Dale Ellis vs. Dallas	4/28/87
28	Fred Brown at Detroit	4/10/75

FREE THROWS MADE:

18	Kevin Durant at Dallas	5/17/11
16	Kevin Durant at Memphis	5/9/11
14	Kevin Durant vs. Dallas	4/30/12
14	Russell Westbrook at Dallas	5/17/11
14	Kevin Durant vs. LA Lakers	4/30/10
14	Shawn Kemp vs. Houston	5/9/97
14	Shawn Kemp at Chicago	6/5/96
14	Benoit Benjamin vs. Portland	4/30/91
14	Tom Chambers vs. Houston	5/14/87
14	Jack Sikma vs. San Antonio	4/27/82
13	Kevin Durant vs. Houston	5/1/13
13	Kevin Durant at Houston	4/29/13
13	Shawn Kemp at Phoenix	5/1/97
13	Shawn Kemp at Chicago	6/7/96
13	Detlef Schrempf vs. Denver	4/28/94
13	Jack Sikma vs. Phoenix	5/17/79
13	Dennis Johnson vs. Washington	5/30/78

FREE THROWS ATTEMPTED:

19	Kevin Durant at Dallas	5/17/11
18	Russell Westbrook at Dallas	5/17/11
18	Kevin Durant at Memphis	5/9/11
17	Marvin Webster at Denver	5/5/78
16	Kevin Durant vs. Houston	5/1/13
16	Kevin Durant vs. Dallas	4/30/12
16	Shawn Kemp vs. Houston	5/9/97
16	Shawn Kemp at Phoenix	5/1/97
16	Shawn Kemp at Chicago	6/7/96
16	Shawn Kemp at Chicago	6/5/96
16	Gary Payton vs. Sacramento	4/46/96
16	Tom Chambers vs. Houston	5/14/87
16	Gus Williams at Phoenix	4/6/79
16	Marvin Webster at Phoenix	6/7/78



OPPONENT TOP SINGLE-GAME PLAYOFF PERFORMANCES

POINTS:

50	Karl Malone at Utah	4/22/00
49	Hakeem Olajuwon vs. Houston	5/14/87
48	Dirk Nowitzki at Dallas	5/17/11
44	Charles Barkley at Phoenix	6/5/93
43	Charles Barkley at Phoenix	6/1/93
42	Kobe Bryant vs. LA Lakers	5/21/12
42	Rex Chapman vs. Phoenix	4/25/97
40	Dirk Nowitzki vs. Dallas	5/23/11
39	Kobe Bryant at LA Lakers	4/20/10
39	Shaquille O'Neal at LA Lakers	5/10/98
39	Clyde Drexler at Portland	4/26/91
39	James Worthy vs. LA Lakers	5/23/87
39	Paul Westphal at Phoenix	4/20/76
39	Rick Barry at Golden State	4/14/75

REBOUNDS:

25	Hakeem Olajuwon vs. Houston	5/14/87
24	Charles Barkley at Phoenix	6/5/93
23	Moses Malone at Houston	4/23/82
21	Marc Gasol at Memphis	5/9/11
21	Zach Randolph at Memphis	5/7/11
20	Charles Barkley at Houston	5/13/97
20	Dennis Rodman at Chicago	6/7/96
20	Elvin Hayes at Washington	5/28/78
19	Dennis Rodman at Chicago	6/16/96
19	Brian Williams vs. Denver	5/7/94

ASSISTS:

19	Norm Nixon at LA Lakers	4/22/79
17	John Stockton at Utah	5/14/92
15	John Stockton at Utah	5/6/93
15	John Stockton at Utah	5/6/92
14	Jason Kidd at Phoenix	5/1/97
14	John Stockton at Utah	5/8/92
14	Magic Johnson vs. LA Lakers	5/12/89
14	Magic Johnson vs. LA Lakers	5/7/89
14	Johnny Moore vs. San Antonio	4/28/82
13	Lebron James at Miami	6/21/12
13	John Stockton vs. Utah	5/12/92

STEALS:

8	Tim Hardaway vs. Golden State	4/30/92
7	Jason Kidd vs. Dallas	4/28/12
6	Magic Johnson at LA Lakers	4/23/80
5	Tony Allen vs. Memphis	5/7/13
5	James Harden at Houston	4/29/13
5	Jason Kidd at Dallas	5/19/11
5	John Stockton at Utah	5/14/92
5	Magic Johnson at LA Lakers	5/7/89
5	Quinn Buckner vs. Milwaukee	4/20/80
5	Paul Westphal vs. Phoenix	4/25/76
5	Paul Westphal at Phoenix	4/20/76
5	Butch Beard at Golden State	4/16/75
5	Rick Barry at Golden State	4/22/75
5	Dave Bing at Detroit	4/10/75

FIELD GOALS MADE:

19	Hakeem Olajuwon vs. Houston	5/14/87
18	Kobe Bryant vs. LA Lakers	5/21/12
18	Karl Malone at Utah	4/22/00
16	Tony Parker at San Antonio	5/29/12
16	Charles Barkley at Phoenix	6/1/93
16	James Worthy vs. LA Lakers	5/23/87
16	David Thompson at Denver	5/14/78
16	Paul Westphal at Phoenix	4/20/76
16	Rick Barry at Golden State	4/14/75
15	Shaquille O'Neal at LA Lakers	5/10/98
15	James Worthy vs. LA Lakers	5/14/89
15	George Gervin at San Antonio	4/30/82
15	Kareem Abdul-Jabbar at LA Lakers	4/25/80
15	Lionel Hollins vs. Portland	4/26/78
15	Kareem Abdul-Jabbar vs. LA Lakers	4/16/78

FIELD GOALS ATTEMPTED:

33	Kobe Bryant vs. LA Lakers	5/21/12
33	Hakeem Olajuwon vs. Houston	5/14/87
32	Karl Malone at Utah	4/22/00
31	George Gervin at San Antonio	4/30/82
30	Alex English at Denver	4/29/88
30	Paul Westphal vs. Phoenix	5/4/79
29	Kobe Bryant vs. LA Lakers	4/22/10
29	Karl Malone at Utah	5/24/96
29	Tim Hardaway vs. Golden State	4/30/92
28	Kobe Bryant at LA Lakers	5/19/12
28	Kobe Bryant at LA Lakers	4/20/10
28	Moses Malone at Houston	4/23/82
28	Kareem Abdul-Jabbar at LA Lakers	4/23/80
28	Lionel Hollins vs. Portland	4/26/78
28	Kareem Abdul-Jabbar at LA Lakers	4/16/78

FREE THROWS MADE:

24	Dirk Nowitzki at Dallas	5/17/11
19	Charles Barkley at Phoenix	6/5/93
18	Kobe Bryant at LA Lakers	5/18/12
17	James Harden vs. Houston	4/24/13
17	Karl Malone at Utah	5/14/92
16	Zach Randolph at Memphis	5/9/11
15	Sarunas Marciulionis vs. Golden State	4/28/92
14	Kobe Bryant at LA Lakers	5/19/12
14	Dirk Nowitzki vs. Dallas	5/23/11
14	Tim Duncan at San Antonio	4/22/02
14	Kevin Johnson vs. Phoenix	6/5/93

FREE THROWS ATTEMPTED:

24	Dirk Nowitzki at Dallas	5/17/11
22	Charles Barkley at Phoenix	6/5/93
20	James Harden vs. Houston	4/24/13
20	Shaquille O'Neal at LA Lakers	5/10/98
18	Omer Asik vs. Houston	5/1/13
18	Kobe Bryant at LA Lakers	5/18/12
18	Karl Malone at Utah	5/14/92
17	Kobe Bryant at LA Lakers	5/19/12
17	Zach Randolph at Memphis	5/9/11
17	Calvin Natt vs. Portland	4/22/83
16	Zach Randolph vs. Memphis	5/15/13
16	Tim Duncan at San Antonio	4/22/02
16	Michael Jordan at Chicago	6/7/96
16	Karl Malone vs. Utah	5/20/96
16	Kevin Johnson vs. Phoenix	6/5/93



THUNDER CAREER PLAYOFF LEADER

POINTS

1.	Gary Payton	1,668
2.	Gus Williams	1,602
3.	Kevin Durant	1,546
3.	Shawn Kemp	1,386
5.	Fred Brown	1,197
6.	Jack Sikma	1,035
7.	Russell Westbrook	1,037
8.	Dennis Johnson	967
9.	Detlef Schrempf	868
10.	Sam Perkins	696

REBOUNDS

1.	Shawn Kemp	789
2.	Jack Sikma	677
3.	Kevin Durant	432
4.	Gary Payton	412
5.	Sam Perkins	375
6.	Serge Ibaka	362
7.	Paul Silas	360
8.	Lonnie Shelton	347
9.	Nate McMillan	343
10.	John Johnson	330

STEALS

1.	Gary Payton	156
2.	Gus Williams	139
3.	Nate McMillan	131
4.	Shawn Kemp	93
5.	Dennis Johnson	78
6.	Hersey Hawkins	75
7.	Fred Brown	74
8.	Russell Westbrook	71
9.	Jack Sikma	65
10.	Thabo Sefolosha	63

GAMES PLAYED

1.	Nate McMillan	98
2.	Gary Payton	94
3.	Fred Brown	83
4.	Shawn Kemp	74
5.	Sam Perkins	71
6T.	Jack Sikma	69
6T.	Gus Williams	69
8.	Nick Collison	65
9.	John Johnson	61
10T.	Five Players	54

SCORING AVG (MIN. 10 GMS)

1.	Kevin Durant	28.8
2.	Ray Allen	26.5
3.	Gus Williams	23.2
4.	Russell Westbrook	23.0
5.	Tom Chambers	21.6
6.	Tom Burleson	20.7
7.	Xavier McDaniel	20.0
8.	Dale Ellis	18.8
9.	Shawn Kemp	18.2
10.	Dennis Johnson	17.9

ASSISTS

1.	Gary Payton	572
2.	Nate McMillan	505
3.	Gus Williams	365
4.	Russell Westbrook	284
5.	John Johnson	266
6.	Kevin Durant	205
7.	Dennis Johnson	198
8.	Fred Brown	193
9.	Detlef Schrempf	169
10.	Jack Sikma	165

BLOCKED SHOTS

1.	Serge Ibaka	157
2.	Shawn Kemp	133
3.	Kevin Durant	63
4.	Dennis Johnson	59
5.	Marvin Webster	58
6.	Jack Sikma	57
7.	Sam Perkins	55
8.	Derrick McKey	49
9.	Nate McMillan	43
10.	Alton Lister	39

MINUTES

1.	Gary Payton	3,627
2.	Shawn Kemp	2,678
3.	Gus Williams	2,485
4.	Kevin Durant	2,274
5.	Jack Sikma	2,473
6.	Nate McMillan	2,186
7.	Sam Perkins	2,112
8.	Dennis Johnson	2,100
9.	Detlef Schrempf	1,950
10.	Fred Brown	1,900

FIELD GOALS MADE

1.	Gary Payton	657
2.	Gus Williams	648
3.	Kevin Durant	508
4.	Fred Brown	499
5.	Shawn Kemp	471
6.	Jack Sikma	400
7.	Russell Westbrook	365
8.	Dennis Johnson	357
9.	Detlef Schrempf	303
10.	Dale Ellis	280

FIELD GOALS ATTEMPTED

1.	Gary Payton	1,447
2.	Gus Williams	1,339
3.	Kevin Durant	1,097
4.	Fred Brown	1,082
5.	Shawn Kemp	933
6.	Jack Sikma	891
7.	Russell Westbrook	882
8.	Dennis Johnson	840
9.	Sam Perkins	645
10.	Detlef Schrempf	633

FREE THROWS MADE

1.	Kevin Durant	420
2.	Shawn Kemp	411
3.	Gus Williams	301
4.	Russell Westbrook	254
5.	Gary Payton	250
6.	Dennis Johnson	248
7.	Jack Sikma	235
8.	Detlef Schrempf	211
9.	James Harden	190
10.	Fred Brown	186

FREE THROWS ATTEMPTED

1.	Shawn Kemp	555
2.	Kevin Durant	495
3.	Gus Williams	411
4.	Gary Payton	357
5.	Dennis Johnson	330
6.	Russell Westbrook	305
7.	Jack Sikma	290
8.	Detlef Schrempf	264
9.	Fred Brown	227
10.	James Harden	225

3-POINT FIELD GOALS MADE

1.	Kevin Durant	110
2.	Gary Payton	104
3.	Sam Perkins	102
4.	Hershey Hawkins	66
5.	James Harden	61
6.	Detlef Schrempf	51
7.	Dale Ellis	42
8.	Russell Westbrook	39
9T.	Nate McMillan	37
9T.	Thabo Sefolosha	37

3-POINT FIELD GOALS ATT.

1.	Kevin Durant	323
2.	Gary Payton	291
3.	Sam Perkins	271
4.	James Harden	170
5.	Hershey Hawkins	166
6.	Russell Westbrook	134
7.	Nate McMillan	128
8.	Detlef Schrempf	124
9.	Thabo Sefolosha	124
10.	Dale Ellis	111



IN THE PLAYOFFS, THE LAST TIME THE THUNDER...

Scored 110+ points	Houston, 4/21/13	W, 120-91
Scored 120+ points	Houston, 4/21/13	W, 120-91
Shot 50% or higher	Houston, 4/21/13	.530 (44-83); W, 120-91
Shot 55% or higher	San Antonio, 6/2/12	.564 (44-78); W, 109-103
Shot 60% or higher	Golden State, 4/28/92	.615 (48-78); W, 129-128
Shot 80% from the free throw line	at Memphis, 5/13/13	.909 (20-22); L, 97-103 (OT)
Shot 90% from the free throw line	at Memphis, 5/13/13	.909 (20-22); L, 97-103 (OT)
Made 10+ three-pointers	at Houston, 5/3/13	11 3-PT FG; W, 103-94
Made 15+ three-pointers	at Phoenix, 5/1/97	16 3-PT FG; W, 122-115(OT)
Shot 50% or higher from three-point range	San Antonio, 6/6/12	.556 (10-18); W, 107-99
Shot 60% or higher from three-point range	at L.A. Lakers, 5/10/98	.615 (8-13); L, 100-112
Grabbed 50+ rebounds	at Memphis, 5/11/13	51 rebounds; L, 81-87
Grabbed 55+ rebounds	Dallas, 5/23/11	55 rebounds; L, 112-105(OT)
Grabbed 60+ rebounds	Golden State, 4/30/92	60 rebounds; W, 119-116
Handed out 25+ assists	Houston, 4/21/13	28 assists; W, 120-91
Handed out 30+ assists	at Phoenix, 5/1/97	33 assists; W, 122-115 (OT)
Had 10+ steals	at San Antonio, 6/4/12	12 steals; W, 108-103
Had 15+ steals	at Houston, 5/7/97	15 steals; W, 106-101
Had 10+ blocks	at Memphis, 5/13/13	10 blocks; L, 97-103 (OT)
Had five starters score in double-figures	Sacramento, 5/3/05	Allen, Lewis, James, Ridnour, Evans
Had six players score in double-figures	at Houston, 5/3/13	Collison, Durant, Fisher, Jackson, Ibaka, Martin
Had two players score 20+ points	Memphis, 5/5/13	Durant (35), Martin (25)
Had three players score 20+ points	Miami, 6/14/12	Durant (32), Westbrook (27), Harden (21)
Had four players score 20+ points	at Phoenix, 4/27/76	Seals (24), Watts (24), Brown (22), Burleson (22)
Had two players score 30+ points	at San Antonio, 5/29/12	Durant (31), Harden (30)
Had a player score 20+ points and 30+ points	Memphis, 5/5/13	Durant (35), Martin (25)
Had a player score 30+ points and 40+ points	at Memphis, 5/9/11	Westbrook (40), Durant (35)
Had two players record a double-double	at Memphis, 5/11/13	Durant (25 pts/11 reb) Jackson (16 pts/10 reb) Ibaka (13 pts/10 reb)
Had three players record a double-double	at Memphis, 5/11/13	Durant (25 pts/11 reb) Jackson (16 pts/10 reb) Ibaka (13 pts/10 reb) Martin (25)
Had a reserve score 20+ points	Memphis, 5/5/13	Harden (3)
Had a reserve score 30+ points	at San Antonio, 5/29/12	Ibaka
Had a player foul out	Memphis, 5/15/13	Brickowski
Had a player ejected	Chicago, 6/9/96	



IN THE PLAYOFFS, THE LAST TIME THE THUNDER...

IN THE PLAYOFFS, THE LAST TIME A THUNDER PLAYER...

Scored 30+ points	Kevin Durant, vs. Memphis, 5/7/13	36 points
Scored 40+ points	Kevin Durant, at Houston, 4/27/13	41 points
Grabbed 15+ rebounds	Kevin Durant, vs. Memphis, 5/5/13	15 rebounds
Grabbed 20+ rebounds	Shawn Kemp, at Phoenix, 5/1/97	20 rebounds
Handed out 10+ assists	Russell Westbrook, vs. Houston, 4/21/13	10 assists
Handed out 15+ assists	Nate McMillan, vs. L.A. Lakers, 5/23/87	15 assists
Had a 20/20 game	Shawn Kemp, at Phoenix, 5/1/97	24 pts/20 rebs

IN THE PLAYOFFS, THE LAST TIME A THUNDER OPPONENT PLAYER...

Scored 30+ points	James Harden, vs. Houston, 5/1/13	31 points
Scored 40+ points	Kobe Bryant, vs. L.A. Lakers, 5/21/12	42 points
Scored 50+ points	Karl Malone, at Utah, 4/22/00	50 points
Grabbed 15+ rebounds	Chris Bosh, vs. Miami, 6/14/12	15 rebounds
Grabbed 20+ rebounds	Marc Gasol, at Memphis, 5/9/11	21 rebounds
Handed out 10+ assists	Mike Conley, vs. Memphis, 5/15/13	11 assists
Handed out 15+ assists	John Stockton, vs. Utah, 5/5/00	15 assists
Had a 20/20 game	Marc Gasol, at Memphis, 5/9/11	26 pts/21 rebs





ATLANTA HAWKS

CENTENNIAL TOWER
101 Marietta Street, Suite 1900
Atlanta, GA 30303 • 404-878-3800

Mike Budenholzer
Head Coach



DIRECTORY

Managing Partner and NBA Governor: Bruce Levenson
Managing Partner, Alternate NBA Governor:

Michael Gearon

President of Basketball Operations/General Manager:

Danny Ferry

Head Coach: Mike Budenholzer

Assistant Coaches: Kenny Atkinson, Darvin Ham,
Taylor Jenkins, Quin Snyder, Jim Thomas

Athletic Trainer: Wally Blase

Vice President of Public Relations: Garin Narain

Director of Media Relations: Jon Steinberg

Senior Manager of Media Relations: Jason Roose

GENERAL INFORMATION

Home Court: Philips Arena (18,118)

Radio: WZCG 92.9 FM

Steve Holman

Television: SportSouth

Bob Rathbun, Dominique Wilkens, Andre Aldridge

Team Colors: Red, White, Blue

LARGEST WINNING MARGIN

OKC: 24 4/3/93 at Seattle 129-105
Atlanta: 38 3/15/72 at Atlanta 96-134

CURRENT STREAKS VS. HAWKS

SITE	LAST WIN	SCORE	LAST LOSS	SCORE	STREAK
At Home	12/31/10	103-94	11/4/12	95-104	Lost 1
At Atlanta	12/19/12	100-92	3/3/12	90-97	Won 1
Overall	12/19/12	100-92	11/4/12	95-104	Won 1

2012-2013 SEASON SERIES (1-1) OKLAHOMA CITY THUNDER VS. ATLANTA

PLAYER	G-GS	MIN	FG-FGA	PCT	3FG-FGA	PCT	FT-FTA	PCT	OFF	DEF	TOT	AST	PF-FQ	STL	TO	BLK	PTS	AVG
Durant, K	2-2	82:57	21-40	0.525	5-12	0.417	16-18	0.889	2	23	25	11	4-0	3	12	4	63	31.5
Westbrook, R	2-2	75:05	14-39	0.359	3-10	0.300	10-10	1.000	2	6	8	20	6-0	2	6	1	41	20.5
Martin, K	2-0	55:13	11-20	0.550	6-12	0.500	6-6	1.000	1	2	3	0	3-0	2	4	0	34	17.0
Ibaka, S	2-2	70:35	8-18	0.444	0-1	0.000	2-2	1.000	6	13	19	0	5-0	0	3	6	18	9.0
Sefolosha, T	2-2	54:22	5-11	0.455	3-5	0.600	0-0	0.000	4	9	13	6	3-0	1	0	3	13	6.5
Perkins, K	2-2	57:58	4-10	0.400	0-0	0.000	3-4	0.750	1	11	12	1	5-0	0	3	3	11	5.5
Lamb, J	1-0	05:09	2-3	0.667	1-2	0.500	0-0	0.000	0	1	1	0	0-0	1	0	0	5	5.0
Thabeet, H	2-0	15:04	2-3	0.667	0-0	0.000	2-2	1.000	3	2	5	0	4-0	0	1	1	6	3.0
Collison, N	2-0	38:02	2-4	0.500	0-1	0.000	0-0	0.000	1	2	3	5	7-0	2	4	3	4	2.0
Maynor, E	2-0	20:55	0-6	0.000	0-3	0.000	0-0	0.000	0	0	0	4	0-0	1	2	0	0	0.0
Jackson, R	1-0	04:40	0-1	0.000	0-1	0.000	0-0	0.000	0	0	0	0	0-0	0	0	0	0	0.0
Jones, P	0-0	00:00	0-0	0.000	0-0	0.000	0-0	0.000	0	0	0	0	0-0	0	0	0	0	0.0
Orton, D	0-0	00:00	0-0	0.000	0-0	0.000	0-0	0.000	0	0	0	0	0-0	0	0	0	0	0.0
Liggins, D	0-0	00:00	0-0	0.000	0-0	0.000	0-0	0.000	0	0	0	0	0-0	0	0	0	0	0.0
THUNDER	2-10	480:00	69-155	0.445	18-47	0.383	39-42	0.929	20	69	101	47	37-0	12	37	21	195	97.5
HAWKS	2-10	480:00	77-177	0.435	17-49	0.347	25-37	0.676	26	56	100	41	39-0	23	22	7	196	98.0

2012-2013 SEASON SERIES (1-1) ATLANTA HAWKS VS. OKLAHOMA CITY

PLAYER	G-GS	MIN	FG-FGA	PCT	3FG-FGA	PCT	FT-FTA	PCT	OFF	DEF	TOT	AST	PF-FQ	STL	TO	BLK	PTS	AVG
Horford, A	2-2	67:34	16-33	0.485	0-0	0.000	4-5	0.800	7	11	18	6	7-0	4	1	1	36	18.0
Teague, J	2-2	59:16	16-25	0.640	1-2	0.500	2-2	1.000	2	2	4	14	4-0	3	4	1	35	17.5
Smith, J	1-1	42:04	8-19	0.421	1-4	0.250	0-3	0.000	5	7	12	3	3-0	0	3	2	17	17.0
Williams, L	2-0	54:55	10-29	0.345	4-11	0.364	8-9	0.889	0	0	0	5	1-0	4	2	0	32	16.0
Harris, D	1-0	22:39	2-5	0.400	1-1	1.000	2-2	1.000	0	0	0	1	3-0	0	0	0	7	7.0
Koner, K	2-2	51:48	4-15	0.267	4-12	0.333	1-3	0.333	0	9	9	4	6-0	5	2	3	13	6.5
Morrow, A	2-0	24:44	4-8	0.500	2-4	0.500	3-3	1.000	2	1	3	0	3-0	3	0	0	13	6.5
Pachulia, Z	2-0	46:26	6-13	0.462	0-0	0.000	0-0	0.000	7	9	16	6	5-0	1	2	0	12	6.0
Tolliver, A	2-1	32:51	3-9	0.333	2-5	0.400	4-6	0.667	2	4	6	0	1-0	0	2	0	12	6.0
Johnson, I	2-0	16:13	5-9	0.556	0-1	0.000	1-4	0.250	0	4	4	0	3-0	1	3	0	11	5.5
Stevenson, D	2-2	55:35	3-12	0.250	2-9	0.222	0-0	0.000	1	9	10	1	3-0	2	1	0	8	4.0
Jenkins, J	1-0	05:56	0-0	0.000	0-0	0.000	0-0	0.000	0	0	0	0	0-0	0	1	0	0	0.0
Petro, J	0-0	00:00	0-0	0.000	0-0	0.000	0-0	0.000	0	0	0	0	0-0	0	0	0	0	0.0
Scott, M	0-0	00:00	0-0	0.000	0-0	0.000	0-0	0.000	0	0	0	0	0-0	0	0	0	0	0.0
HAWKS	2-10	480:00	77-177	0.435	17-49	0.347	25-37	0.676	26	56	100	41	39-0	23	22	7	196	98.0
THUNDER	2-10	480:00	69-155	0.445	18-47	0.383	39-42	0.929	20	69	101	47	37-0	12	37	21	195	97.5



BOSTON CELTICS

226 Causeway Street, 4th Floor
Boston, MA 02114 • 617-854-8000

Brad Stevens
Head Coach



DIRECTORY

Managing Partner, Governor & Chief Executive Officer:

Wyc Grousbeck

President of Basketball Operations: Danny Ainge

Head Coach: Brad Stevens

Assistant Coaches: Ron Adams, Jamie Young,

Jay Larranaga, Walter McCarty, Micah Shrewsberry

Athletic Trainer: Ed Lacerte

Vice President of Media Services/Alumni Relations:

Jeff Twiss

Director of Public Relations: Heather Walker

Media Services Manager: Brian Olive

GENERAL INFORMATION

Home Court: TD Garden (18,624)

Radio: TBD

Sean Grande, Cedric Maxwell

Television: Comcast SportsNet

Mike Gorman, Tom Heinsohn

Team Colors: Green, Gold, Black, Brown, Beige and White

LARGEST WINNING MARGIN

OKC: 39 12/29/95 at Seattle 124-85
Boston: 47 11/20/68 at Seattle 92-139

CURRENT STREAKS VS. CELTICS

SITE	LAST WIN	SCORE	LAST LOSS	SCORE	STREAK
At Home	3/10/13	91-79	11/7/10	83-92	Won 2
At Boston	1/16/12	97-88	11/23/12	100-108	Lost 1
Overall	3/10/13	91-79	11/23/12	100-108	Won 1

2012-2013 SEASON SERIES (1-1) OKLAHOMA CITY THUNDER VS. BOSTON

PLAYER	G-GS	MIN	FG-FGA	PCT	3FG-FGA	PCT	FT-FTA	PCT	OFF	DEF	TOT	AST	PF-FQ	STL	TO	BLK	PTS	AVG
Durant, K	2-2	76:08	15-36	0.417	3-11	0.273	19-19	1.000	0	14	14	6	6-0	2	6	1	52	26.0
Westbrook, R	2-2	72:04	15-32	0.469	3-9	0.333	8-10	0.800	0	8	8	10	8-0	4	8	2	41	20.5
Ibaka, S	2-2	60:11	10-16	0.625	1-3	0.333	3-4	0.750	5	15	20	3	7-0	0	4	4	24	12.0
Sefolosha, T	2-2	57:21	7-10	0.700	2-4	0.500	2-3	0.667	0	5	5	5	8-0	3	2	0	18	9.0
Collison, N	2-0	42:21	6-10	0.600	0-0	0.000	4-6	0.667	3	6	9	3	5-0	0	2	1	16	8.0
Martin, K	2-0	60:33	5-19	0.263	0-6	0.000	5-7	0.714	0	3	3	3	2-0	3	4	0	15	7.5
Jackson, R	1-0	15:54	2-6	0.333	0-2	0.000	2-2	1.000	0	4	4	1	1-0	0	1	1	6	6.0
Fisher, D	1-0	13:34	2-3	0.667	1-1	1.000	1-1	1.000	0	2	2	1	2-0	0	0	0	6	6.0
Perkins, K	2-2	60:29	4-10	0.400	0-0	0.000	3-5	0.600	2	12	14	7	5-0	2	0	3	11	5.5
Maynor, E	1-0	11:57	1-5	0.200	0-4	0.000	0-0	0.000	0	1	1	4	0-0	0	2	0	2	2.0
Thabeet, H	1-0	06:47	0-0	0.000	0-0	0.000	0-0	0.000	1	0	1	0	1-0	1	1	1	0	0.0
Brewer, R	1-0	02:42	0-0	0.000	0-0	0.000	0-0	0.000	0	0	0	0	0-0	0	0	0	0	0.0
Lamb, J	0-0	00:00	0-0	0.000	0-0	0.000	0-0	0.000	0	0	0	0	0-0	0	0	0	0	0.0
Jones, P	0-0	00:00	0-0	0.000	0-0	0.000	0-0	0.000	0	0	0	0	0-0	0	0	0	0	0.0
THUNDER	2-10	480:00	67-147	0.456	10-40	0.250	47-57	0.825	11	70	93	43	45-0	15	32	13	191	95.5
CELTICS	2-10	480:00	68-157	0.433	16-37	0.432	35-44	0.795	18	62	95	45	46-0	15	35	6	187	93.5

2012-2013 SEASON SERIES (1-1) BOSTON CELTICS VS. OKLAHOMA CITY

PLAYER	G-GS	MIN	FG-FGA	PCT	3FG-FGA	PCT	FT-FTA	PCT	OFF	DEF	TOT	AST	PF-FQ	STL	TO	BLK	PTS	AVG
Pierce, P	2-2	66:11	14-28	0.500	6-11	0.545	13-14	0.929	1	7	8	7	9-0	3	8	0	47	23.5
Garnett, K	2-2	62:44	10-30	0.333	0-1	0.000	8-10	0.800	5	15	20	5	7-0	1	4	1	28	14.0
Terry, J	2-1	53:03	9-16	0.563	6-12	0.500	1-2	0.500	0	5	5	1	2-0	2	4	0	25	12.5
Green, J	2-0	52:36	8-22	0.364	0-3	0.000	9-10	0.900	0	4	4	0	7-0	1	5	1	25	12.5
Bradley, A	1-1	34:37	5-10	0.500	1-1	1.000	1-2	0.500	0	3	3	5	2-0	1	1	0	12	12.0
Sullinger, J	1-0	14:07	4-6	0.667	0-0	0.000	0-0	0.000	2	1	3	1	4-0	1	1	0	8	8.0
Bass, B	2-2	58:16	6-16	0.375	0-0	0.000	0-0	0.000	9	10	19	1	6-0	1	1	2	12	6.0
Lee, C	2-1	46:45	5-12	0.417	2-6	0.333	0-0	0.000	0	5	5	5	4-0	2	3	2	12	6.0
Rondo, R	1-1	36:53	2-5	0.400	1-2	0.500	1-2	0.500	0	8	8	16	2-0	2	2	0	6	6.0
Wilcox, C	2-0	25:01	4-4	1.000	0-0	0.000	0-0	0.000	1	1	2	1	1-0	1	4	0	8	4.0
Grawford, J	1-0	15:09	1-5	0.200	0-1	0.000	2-4	0.500	0	2	2	0	2-0	0	0	0	4	4.0
Barbosa, S	1-0	11:08	0-0	0.000	0-0	0.000	0-0	0.000	0	0	0	2	0-0	0	0	0	0	0.0
Williams, T	1-0	03:32	0-0	0.000	0-0	0.000	0-0	0.000	0	0	0	1	0-0	0	0	0	0	0.0
Randolph, S	0-0	00:00	0-0	0.000	0-0	0.000	0-0	0.000	0	0	0	0	0-0	0	0	0	0	0.0
White, D	0-0	00:00	0-0	0.000	0-0	0.000	0-0	0.000	0	0	0	0	0-0	0	0	0	0	0.0
Collins, J	0-0	00:00	0-0	0.000	0-0	0.000	0-0	0.000	0	0	0	0	0-0	0	0	0	0	0.0
CELTICS	2-10	0480:00	68-157	0.433	16-37	0.432	35-44	0.795	18	62	95	45	46-0	15	35	6	187	93.5
THUNDER	2-10	0480:00	67-147	0.456	10-40	0.250	47-57	0.828	11	70	93	43	45-0	15	32	13	191	95.5



BROOKLYN NETS

390 Murray Hill Parkway
East Rutherford, NJ 07073 • 201-935-8888

Jason Kidd
Head Coach



DIRECTORY

Principal Owner: Mikhail Prokhorov
General Manager: Billy King
Head Coach: Jason Kidd
Assistant Coaches: Lawrence Frank, John Welch, Roy Rogers, Eric Hughes, Charles Klask, Joe Prunty
Athletic Trainer: Tim Walsh
Vice President, Public Relations: Gary Sussman
Senior Director, Public Relations: Aaron Harris

2013-14 VS. NETS (ALL TIMES CENTRAL)

1/2/14	Thursday	at Oklahoma City	7:00 p.m.
1/31/14	Friday	at Brooklyn	7:00 p.m.

2012-13 VS. NETS

Date	Site	W/L	Score
12/4/12	Brooklyn	W	117-111
1/2/13	OKC	L	93-110

THUNDER VS. NETS ALL-TIME

YEAR	TOTAL	YEAR	TOTAL
1976-77	3-1	1995-96	2-0
1977-78	2-2	1996-97	1-1
1978-79	4-0	1997-98	2-0
1979-80	1-1	1998-99	0-1
1980-81	1-1	1999-00	2-0
1981-82	2-0	2000-01	1-1
1982-83	0-2	2001-02	1-1
1983-84	1-1	2002-03	1-1
1984-85	0-2	2003-04	0-2
1985-86	2-0	2004-05	2-0
1986-87	2-0	2005-06	1-1
1987-88	2-0	2006-07	2-0
1988-89	0-2	2007-08	0-2
1989-90	2-0	2008-09	1-1
1990-91	1-1	2009-10	2-0
1991-92	2-0	2010-11	2-0
1992-93	1-1	2011-12	1-0
1993-94	1-1	2012-13	1-1
1994-95	1-1	Totals	50-28

GENERAL INFORMATION

Home Court: Barclays Center (17,732)
Radio: WFAN (660AM/101.9 FM)
Chris Carrino, Tim Capstraw
Spanish Radio: WADO (1280 AM)
TBD
Television: YES Network
Ian Eagle, Mike Fratello, Ryan Ruocco, Jim Spanarkel, Sarah Kustok
Team Colors: Black and White

LARGEST WINNING MARGIN

OKC:	30	11/21/89	at Seattle	114-84
Brooklyn:	35	11/11/00	at New Jersey	91-126

CURRENT STREAKS VS. NETS

SITE	LAST WIN	SCORE	LAST LOSS	SCORE	STREAK
At Home	12/29/10	114-93	1/2/13	93-110	Lost 1
At Brooklyn	12/4/12	117-111	1/12/09	99-103 (OT)	Won 4
Overall	12/4/12	117-111	1/2/13	93-110	Lost 1

2012-2013 SEASON SERIES (1-1) OKLAHOMA CITY THUNDER VS. BROOKLYN

PLAYER	G-GS	MIN	FG-FGA	PCT	3FG-FGA	PCT	FT-FTA	PCT	OFF	DEF	TOT	AST	PF-DQ	STL	TO	BLK	PTS	AVG
Durant, K	2-2	83:25	20-33	0.606	4-7	0.571	15-16	0.938	0	10	10	11	7-0	3	6	1	59	29.5
Westbrook, R	2-2	75:55	20-36	0.556	2-7	0.286	9-12	0.750	0	4	4	19	9-0	6	11	0	51	25.5
Ibaka, S	2-2	71:59	14-25	0.560	1-1	1.000	3-3	1.000	4	10	14	1	5-0	0	8	32	16.0	
Sefolosha, T	2-2	70:47	8-13	0.615	3-6	0.500	0-0	0.000	1	8	9	5	6-0	0	2	19	9.5	
Martin, K	2-0	54:33	5-14	0.357	4-10	0.400	4-4	1.000	0	3	3	0	2-0	0	3	18	9.0	
Maynor, E	1-0	13:50	2-4	0.500	1-2	0.500	4-4	1.000	0	1	1	3	2-0	0	1	9	9.0	
Perkins, K	2-2	53:18	3-5	0.600	0-0	0.000	4-6	0.667	1	17	18	4	6-0	0	6	2	10	5.0
Collison, N	2-0	32:45	3-6	0.500	0-0	0.000	3-4	0.750	1	5	6	1	4-0	0	2	2	9	4.5
Jones, P	1-0	01:57	1-1	1.000	0-0	0.000	1-2	0.500	1	0	1	0	0-0	0	0	0	3	3.0
Thabeet, H	2-0	13:19	0-1	0.000	0-0	0.000	0-0	0.000	0	1	1	0	1-0	1	1	0	0	0.0
Jackson, R	1-0	06:15	0-1	0.000	0-0	0.000	0-0	0.000	0	0	0	0	0-0	0	1	0	0	0.0
Lamb, J	1-0	01:57	0-0	0.000	0-0	0.000	0-0	0.000	0	0	0	0	0-0	0	0	0	0	0.0
Liggins, D	0-0	00:00	0-0	0.000	0-0	0.000	0-0	0.000	0	0	0	0	0-0	0	0	0	0	0.0
THUNDER	2-10	480:00	76-139	0.547	15-33	0.455	43-51	0.843	8	59	80	44	42-0	10	34	15	210	105.0
NETS	2-10	480:00	77-167	0.461	23-51	0.451	44-52	0.846	26	52	89	44	38-0	18	25	4	221	110.5

2012-2013 SEASON SERIES (1-1) BROOKLYN NETS VS. OKLAHOMA CITY

PLAYER	G-GS	MIN	FG-FGA	PCT	3FG-FGA	PCT	FT-FTA	PCT	OFF	DEF	TOT	AST	PF-DQ	STL	TO	BLK	PTS	AVG
Williams, D	2-2	80:33	15-32	0.469	8-13	0.615	14-16	0.875	0	7	7	20	8-0	6	4	1	52	26.0
Johnson, J	2-2	83:01	19-40	0.475	6-17	0.353	6-8	0.750	3	5	8	6	2-0	1	3	0	50	25.0
Lopez, B	1-1	29:27	11-17	0.647	0-0	0.000	3-3	1.000	2	3	5	0	1-0	2	1	1	25	25.0
Blatche, A	2-1	43:53	11-22	0.500	0-0	0.000	7-7	1.000	9	7	16	2	5-0	3	2	1	29	14.5
Humphries, K	2-1	60:49	9-19	0.474	0-0	0.000	5-8	0.625	7	12	19	1	4-0	2	4	1	23	11.5
Wallace, G	2-2	74:00	6-16	0.375	4-8	0.500	4-4	1.000	3	8	11	5	5-0	4	1	0	20	10.0
Stackhouse, J	1-0	29:38	2-6	0.333	2-6	0.333	2-2	1.000	0	1	1	4	3-0	0	3	0	8	8.0
Teletovic, M	2-0	12:49	3-6	0.500	2-5	0.400	0-0	0.000	0	1	1	0	3-0	0	0	0	8	4.0
Bogans, K	2-0	23:01	1-3	0.333	1-2	0.500	2-2	1.000	0	4	4	3	3-0	0	2	0	5	2.5
Evans, R	1-1	19:44	0-2	0.000	0-0	0.000	1-4	0.250	2	4	6	1	2-0	0	3	0	1	1.0
Taylor, T	1-0	09:22	0-2	0.000	0-0	0.000	0-0	0.000	0	0	0	0	1-0	0	0	0	0	0.0
Watson, C	1-0	07:09	0-1	0.000	0-0	0.000	0-0	0.000	0	0	0	1	1-0	0	0	0	0	0.0
Brooks, M	2-0	04:42	0-1	0.000	0-0	0.000	0-0	0.000	0	0	0	1	0-0	0	1	0	0	0.0
Shengelia, T	1-0	01:36	0-0	0.000	0-0	0.000	0-0	0.000	0	0	0	0	0-0	0	0	0	0	0.0
Childress, J	1-0	00:15	0-0	0.000	0-0	0.000	0-0	0.000	0	0	0	0	0-0	0	0	0	0	0.0
NETS	2-10	480:00	77-167	0.461	23-51	0.451	44-52	0.846	26	52	89	44	38-0	18	25	4	221	110.5
THUNDER	2-10	480:00	76-139	0.547	15-33	0.455	43-51	0.843	8	59	80	44	42-0	10	34	15	210	105.0



CHARLOTTE BOBCATS

TIME WARNER CABLE ARENA
333 East Trade Street
Charlotte, NC 28202 • (704) 688-8600

Steve Clifford
Head Coach



DIRECTORY

Chairman: Michael Jordan
President of Basketball Operations: Rod Higgins
Head Coach: Steve Clifford
Associate Head Coach: Patrick Ewing
Assistant Coaches: Bob Beyer, Stephen Silas, Bob Weiss, Mark Price
Head Athletic Trainer: Steve Stricker
Vice President, Communications: Mike Cristaldi
Director, Communications: Josh Rosen
Coordinator, Communications: Jerome Hubbard

2013-14 VS. BOBCATS (ALL TIMES CENTRAL)

12/27/13	Friday	at Charlotte	6:00 p.m.
3/2/14	Sunday	at Oklahoma City	6:00 p.m.

2012-13 VS. BOBCATS

Date	Site	W/L	Score
11/26/12	OKC	W	114-69
3/8/13	Charlotte	W	116-94

GENERAL INFORMATION

Home Court: Time Warner Cable Arena (19,077)
Radio: WFNZ
Scott Lauer
Television: FSN Carolinas/SportSouth
Steve Martin, Dell Curry, Stephanie Ready
Team Colors: Navy, Light Blue, Cool Gray and Orange

LARGEST WINNING MARGIN

OKC:	45	11/26/12	at OKC	114-69
Charlotte:	13	2/6/06	at Charlotte	106-119

CURRENT STREAKS VS. BOBCATS

SITE	LAST WIN	SCORE	LAST LOSS	SCORE	STREAK
At Home	11/26/12	114-69	3/28/08	93-96	Won 5
At Charlotte	3/8/13	116-94	3/17/10	92-100	Won 2
Overall	3/8/13	116-94	3/17/10	92-100	Won 5

2012-2013 SEASON SERIES (2-0) OKLAHOMA CITY THUNDER VS. CHARLOTTE

PLAYER	G-GS	MIN	FG-FGA	PCT	3FG-FGA	PCT	FT-FTA	PCT	OFF	DEF	TOT	AST	PF-DQ	STL	TO	BLK	PTS	AVG
Durant, K	2-2	50:14	12-20	0.600	3-7	0.429	10-11	0.909	1	11	12	11	2-0	0	4	5	37	18.5
Sefolosha, T	2-2	46:09	9-15	0.600	7-11	0.636	2-2	1.000	1	7	8	4	3-0	1	2	1	27	13.5
Fisher, D	1-0	14:01	5-6	0.833	3-3	1.000	0-0	0.000	1	2	3	3	0-0	1	0	0	13	13.0
Westbrook, R	2-2	46:27	9-19	0.474	1-5	0.200	4-4	1.000	1	4	5	16	3-0	3	3	0	23	11.5
Martin, K	2-0	39:39	7-18	0.389	5-11	0.455	4-4	1.000	0	2	2	1	1-0	0	3	0	23	11.5
Thabeet, H	2-0	49:10	9-12	0.750	0-0	0.000	3-3	1.000	7	11	18	0	9-0	1	2	4	21	10.5
Jackson, R	2-0	43:42	8-16	0.500	3-5	0.600	1-1	1.000	0	7	7	8	4-0	0	0	0	20	10.0
Ibaka, S	2-2	41:58	8-14	0.571	0-2	0.000	2-2	1.000	3	11	14	1	6-0	0	2	3	18	9.0
Maynor, E	1-0	27:14	2-8	0.250	2-4	0.500												



CHICAGO BULLS

UNITED CENTER
1901 West Madison Street
Chicago, IL 60612 • 312-455-4000

Tom Thibodeau
Head Coach



DIRECTORY

Chairman: Jerry Reinsdorf
Executive Vice President-Basketball Operations:
John Paxson
Head Coach: Tom Thibodeau
Assistant Coaches: Andy Greer, Adrian Griffin, Ed Pinckney, Mike Wilhelm
Head Athletic Trainer: Fred Tedeschi
Senior Director of Public and Media Relations: Tim Hallam
Director of Public and Media Relations:
Sebrina Beyer
Senior Manager of Public and Media Relations: Matt Yob
Manager of Public and Media Relations:
Shaun Hickombottom

GENERAL INFORMATION

Home Court: United Center (20,917)
Radio: WMVP (AM 1000)
Chuck Swirsky, Bill Wennington, Steve Kashul
Spanish Radio: WRTQ (1200 AM)
Omar Ramos, Matt Moreno
Television: WGN (Channel 9), WCIU (Channel 26), Comcast SportsNet Chicago
Neil Funk, Stacey King
Team Colors: Red, White, Black

LARGEST WINNING MARGIN

OKC: 36 2/28/70 at Seattle 140-104
Chicago: 33 1/11/69 at Chicago 86-119

CURRENT STREAKS VS. BULLS

SITE	LAST WIN	SCORE	LAST LOSS	SCORE	STREAK
At Home	2/24/13	102-72	1/27/10	86-96	Won 3
At Chicago	11/8/12	97-91	12/6/10	90-99	Won 1
Overall	2/24/13	102-72	12/6/10	90-99	Won 3

2012-2013 SEASON SERIES (2-0) OKLAHOMA CITY THUNDER VS. CHICAGO

PLAYER	G-GS	MIN	FG-FGA	PCT	3FG-FGA	PCT	FT-FTA	PCT	OFF	DEF	TOT	AST	PF	BLK	PTS	AVG		
Durant, K	2-2	70:05	17-38	0.447	1-6	0.167	8-8	1.000	3	17	20	7	1-0	3	10	5	43	21.5
Westbrook, R	2-2	67:20	17-39	0.436	2-9	0.222	3-3	1.000	1	2	3	15	6-0	2	5	0	39	19.5
Ibaka, S	2-2	67:11	15-27	0.556	2-3	0.667	6-6	1.000	9	10	19	0	5-0	2	4	7	38	19.0
Martin, K	2-0	50:48	4-10	0.400	2-5	0.400	10-11	0.909	0	9	9	4	7-0	2	3	0	20	10.0
Maynor, E	1-0	12:26	2-4	0.500	1-1	1.000	5-5	1.000	0	0	0	3	1-0	1	0	10	10.0	
Sefolosha, T	2-2	62:26	6-11	0.545	2-3	0.667	4-4	1.000	1	7	8	4	4-0	3	2	0	18	9.0
Lamb, J	1-0	12:00	2-3	0.667	1-1	1.000	4-4	1.000	1	1	2	0	1-0	1	0	0	9	9.0
Jackson, R	1-0	16:14	3-6	0.500	0-2	0.000	1-1	1.000	0	2	2	0	1-0	0	1	0	7	7.0
Collison, N	2-0	31:14	4-5	0.800	0-0	0.000	0-0	0.000	2	3	5	4	4-0	3	6	1	8	4.0
Orton, D	1-0	08:54	1-3	0.333	0-0	0.000	2-4	0.500	2	2	4	1	1-0	0	0	1	4	4.0
Jones, P	1-0	09:25	1-4	0.250	0-0	0.000	0-0	0.000	0	1	1	0	0-0	1	0	0	2	2.0
Thabeet, H	2-0	20:54	0-0	0.000	0-0	0.000	1-2	0.500	1	3	4	0	3-0	0	4	1	1	0.5
Perkins, K	2-2	45:28	0-2	0.000	0-0	0.000	0-0	0.000	2	11	13	1	4-0	1	3	2	0	0.0
Liggins, D	1-0	05:35	0-0	0.000	0-0	0.000	0-0	0.000	0	0	0	1	0-0	1	0	0	0	0.0
THUNDER	2-10	480:00	72-152	0.474	11-30	0.367	44-48	0.917	22	68	102	40	38-0	19	41	17	199	99.5
BULLS	2-10	480:00	60-170	0.353	9-33	0.273	34-42	0.810	28	57	100	36	37-0	16	39	8	163	81.5

2012-2013 SEASON SERIES (2-0) CHICAGO BULLS VS. OKLAHOMA CITY

PLAYER	G-GS	MIN	FG-FGA	PCT	3FG-FGA	PCT	FT-FTA	PCT	OFF	DEF	TOT	AST	PF	BLK	PTS	AVG		
Deng, L	2-2	72:27	17-35	0.486	4-8	0.500	2-2	1.000	4	1	5	3	3-0	2	4	2	40	20.0
Hamilton, R	2-2	52:02	9-21	0.429	0-1	0.000	7-7	1.000	2	10	12	0	4-0	2	6	1	25	12.5
Hinrich, K	1-1	36:01	5-12	0.417	2-5	0.400	0-0	0.000	0	3	3	5	1-0	0	1	0	12	12.0
Noah, J	2-2	71:42	6-18	0.333	0-0	0.000	5-10	0.500	11	11	22	8	3-0	2	5	2	17	8.5
Robinson, N	2-1	42:18	3-20	0.150	1-9	0.111	8-9	0.889	0	3	3	7	3-0	3	2	0	15	7.5
Gibson, T	2-0	42:54	4-16	0.250	0-0	0.000	4-4	1.000	3	4	7	2	3-0	1	2	1	12	6.0
Boozer, C	2-2	54:11	4-14	0.286	0-0	0.000	3-4	0.750	4	14	18	3	6-0	2	8	0	11	5.5
Belinelli, M	2-0	29:12	4-8	0.500	1-3	0.333	2-2	1.000	0	1	1	1	3-0	0	1	0	11	5.5
Butler, J	2-0	31:19	3-8	0.375	0-2	0.000	2-2	1.000	2	3	5	4	4-0	2	3	0	8	4.0
Teague, M	1-0	17:41	1-6	0.167	0-2	0.000	1-2	0.500	0	0	0	2	1-0	1	3	1	3	3.0
Mohammed, N	2-0	13:32	3-7	0.429	0-0	0.000	0-0	0.000	1	5	6	1	2-0	1	1	0	6	3.0
Radmanovic, V	2-0	09:41	1-4	0.250	1-2	0.500	0-0	0.000	1	2	3	0	3-0	0	1	1	3	1.5
Cook, D	1-0	07:01	0-1	0.000	0-0	0.000	0-0	0.000	0	0	0	0	1-0	0	0	0	0	0.0
BULLS	2-10	480:00	60-170	0.353	9-33	0.273	34-42	0.810	28	57	100	36	37-0	16	39	8	163	81.5
THUNDER	2-10	480:00	72-152	0.474	11-30	0.367	44-48	0.917	22	68	102	40	38-0	19	41	17	199	99.5



CLEVELAND CAVALIERS

QUICKEN LOANS ARENA
One Center Court
Cleveland, OH 44115 • 216-420-2000
216-420-2000

Mike Brown
Head Coach



DIRECTORY

Majority Owner/Chairman: Dan Gilbert
General Manager: Chris Grant
Head Coach: Mike Brown
Assistant Coaches: Bernie Bickerstaff, Jim Boylan, Igor Kokoskov, Bret Briemaier, Jamahl Mosley
Head Athletic Trainer: Stephen Spiro
Senior Vice President, Communications/Broadcasting:
Tad Carper
Director of Basketball Communications: B.J. Evans
Basketball Communications Manager: Jeff Schaefer
Sports Communications Coordinator: Cherome Owens

GENERAL INFORMATION

Home Court: Quicken Loans Arena (20,562)
Radio: WTAM (1100 AM)
John Michael, Jim Chones, Mike Snyder
Television: FOX Sports Ohio
Fred McLeod, Austin Carr, Allie Clifton
Team Colors: Wine, Gold, Navy

LARGEST WINNING MARGIN

OKC: 35 11/3/80 at Seattle 118-83
Cleveland: 35 11/26/08 at Cleveland 82-117

CURRENT STREAKS VS. CAVALIERS

SITE	LAST WIN	SCORE	LAST LOSS	SCORE	STREAK
At Home	11/11/12	106-91	3/9/12	90-96	Won 1
At Cleveland	3/13/11	95-75	2/2/13	110-115	Lost 1
Overall	11/11/12	106-91	3/9/12	90-96	Lost 1

2012-2013 SEASON SERIES (1-1) OKLAHOMA CITY VS. CLEVELAND

PLAYER	G-GS	MIN	FG-FGA	PCT	3FG-FGA	PCT	FT-FTA	PCT	OFF	DEF	TOT	AST	PF	STL	TOT	BLK	PTS	AVG
Durant, K	2-2	72:28	17-37	0.459	4-9	0.444	20-25	0.800	2	17	19	5	3-0	1	5	1	58	29.0
Westbrook, R	2-2	74:43	22-38	0.579	4-8	0.500	7-9	0.778	1	7	8	15	9-0	7	9	0	55	27.5
Ibaka, S	2-2	64:09	12-23	0.522	0-3	0.000	8-8	1.000	6	13	19	0	6-0	1	5	11	32	16.0
Martin, K	2-0	61:56	12-22	0.545	4-10	0.400	3-3	1.000	0	6	6	5	4-0	2	3	1	31	15.5
Perkins, K	2-2	55:25	7-10	0.700	0-0	0.000	2-3	0.667	3	6	9	6	6-0	0	5	4	16	8.0
Thabeet, H	1-0	10:38	2-3	0.667	0-0	0.000	0-0	0.000	1	4	5	0	2-0	0	0	1	4	4.0
Sefolosha, T	2-2	52:54	3-8	0.375	1-3	0.333	0-0	0.000	1	5	6	1	3-0	4	3	1	7	3.5
Collinson, N	2-0	42:25	3-3	1.000	0-0	0.000	4-8	0.500	3	8	11	4	5-0	0	1	1	6	3.0
Jackson, R	2-0	13:30	2-4	0.500	1-1	1.000	0-0	0.000	1	2	3	0	1-0	1	3	0	5	2.5
Orton, D	1-0	02:02	1-1	1.000	0-0	0.000	0-0	0.000	0	0	0	0	0-0	0	0	1	2	2.0
Maynor, E	1-0	12:57	0-4	0.000	0-2	0.000	0-0	0.000	0	0	0	2	0-0	0	1	0	0	0.0
Jones, P	2-0	10:45	0-3	0.000	0-0	0.000	0-0	0.000	0	1	1	0	2-0	0	2	0	0	0.0
Liggins, D	2-0	04:06	0-0	0.000	0-0	0.000	0-0	0.000	0	1	1	1	1-0	1	0	0	0	0.0
Lamb, J	1-0	02:02	0-0	0.000	0-0	0.000	0-0	0.000	0	0	0	0	0-0	0	0	0	0	0.0
THUNDER	2-10	480:00	81-156	0.519	14-36	0.389	40-48	0.833	18	70	99	39	42-0	17	38	21	216	108.0
CAVALIERS	2-10	480:00	77-173	0.445	16-41	0.390	36-46	0.783	24	56	90	46	35-0	20	28	2	206	103.0

2012-2013 SEASON SERIES (1-1) CLEVELAND CAVALIERS VS. OKLAHOMA CITY

PLAYER	G-GS	MIN	FG-FGA	PCT	3FG-FGA	PCT	FT-FTA	PCT	OFF	DEF	TOT	AST	PF	STL	TOT	BLK	PTS	AVG
Irving, K	2-2	69:08	21-39	0.538	5-8	0.625	8-10	0.800	3	4	7	8	3-0	2	5	1	55	27.5
Speights, M	1-0	33:21	10-15	0.667	0-0	0.000	1-1	1.000	1	9	10	3	1-0	0	2	1	21	21.0
Gibson, D	1-0	28:54	6-12	0.500	1-5	0.200	3-3	1.000	1	4	5	0	1-0	1	0	0	16	16.0
Miles, C	1-0	14:52	5-7	0.714	4-6	0.667	2-2	1.000	0	2	2	2	1-0	0	0	0	16	16.0
Gee, A	2-2	61:07	9-21	0.429	2-8	0.250	4-5	0.800	1	1	2	1	6-0	5	2	0	24	12.0
Thompson, T	2-2	71:39	7-19	0.368	0-0	0.000	7-8	0.875	7	13	20	4	1-0	3	3	0	21	10.5
Walters, D	2-2	52:58	7-19	0.368	2-5	0.400	4-6	0.667	1	9	10	6	3-0	2	6	0	20	10.0
Zeller, T	1-1	24:03	3-8	0.375	0-0	0.000	1-1	1.000	5	3	8	1	3-0	0	0	0	7	7.0
Casspi, O	1-0	13:59	1-7	0.143	1-4	0.250	4-4	1.000	1	3	4	0	2-0	2	1	0	7	7.0
Varejao, A	1-1	32:42	2-8	0.250	0-0	0.000	2-4	0.500	1	7	8	6	3-0	2	3	0	6	6.0
Ellington, W	1-0	15:45	2-5	0.400	1-3	0.333	0-0	0.000	0	1	3	0	0-0	2	1	0	5	5.0
Leuer, J	1-0	23:45	2-8	0.250	0-0	0.000	0-2	0.000	2	0	2	2	0-0	0	1	0	4	4.0
Livingston, S	1-0	17:35	1-2	0.500	0-0	0.000	0-0	0.000	0	0	0	0	0-0	0	0	0	2	2.0
Pargo, J	1-0	02:02	1-1	1.000	0-0	0.000	0-0	0.000	0	0	0	0	0-0	1	0	0	2	2.0
Sloan, D	1-0	11:54	0-2	0.000	0-1	0.000	0-0	0.000	0	0	0	4	0-0	0	1	0	0	0.0
Samuels, S	1-0	06:21	0-0	0.000	0-0	0.000	0-0	0.000	1	0	1	0	2-0	0	0	0	0	0.0
Walton, L	0-0	00:00	0-0	0.000	0-0	0.000	0-0	0.000	0	0	0	0	0-0	0	0	0	0	0.0
Jones, K	0-0	00:00	0-0	0.000	0-0	0.000	0-0	0.000	0	0	0	0	0-0	0	0	0	0	0.0
CAVALIERS	2-10	480:00	77-173	0.445	16-41	0.390	36-46	0.783	24	56	90	46	35-0	20	28	2	206	103.0
THUNDER	2-10	480:00	81-156	0.519	14-36	0.389	40-48	0.833	18	70	99	39	42-0	17	38	21	216	108.0



DALLAS MAVERICKS

AMERICAN AIRLINES CENTER
2500 Victory Avenue
Dallas, TX 75219 • 214-665-4660

Rick Carlisle
Head Coach



DIRECTORY

Owner: Mark Cuban
President of Basketball Operations: Donn Nelson
Head Coach: Rick Carlisle
Assistant Coaches: Kaleb Canales, Monte Mathis, Tony Brown, Darrell Armstrong
Head Athletic Trainer: Casey Smith
Director of Basketball Communications: Sarah Melton
Basketball Communications Manager: Scott Tomlin
Basketball Communications Coordinator: Alan Rakowski

2013-14 VS. MAVERICKS (ALL TIMES CENTRAL)

11/6/13	Wednesday	at Oklahoma City	8:30 p.m.
3/16/14	Sunday	at Oklahoma City	6:00 p.m.
3/25/14	Tuesday	at Dallas	7:00 p.m.

2012-13 VS. MAVERICKS

Date	Site	W/L	Score
12/27/12	OKC	W	111-105 (OT)
1/18/13	Dallas	W	117-114 (OT)
2/4/13	Dallas	W	112-91
3/17/13	OKC	W	107-101

THUNDER VS. MAVERICKS ALL-TIME

YEAR	TOTAL	YEAR	TOTAL
1980-81	4-1	1997-98	2-2
1981-82	4-1	1998-99	3-0
1982-83	3-2	1999-00	3-1
1983-84	4-1	2000-01	1-3
1984-85	0-5	2001-02	1-3
1985-86	2-3	2002-03	2-2
1986-87	0-5	2003-04	1-3
1987-88	2-3	2004-05	1-3
1988-89	2-2	2005-06	0-3
1989-90	2-2	2006-07	0-4
1990-91	2-2	2007-08	1-3
1991-92	4-0	2008-09	1-2
1992-93	3-1	2009-10	2-2
1993-94	4-0	2010-11	1-2
1994-95	4-0	2011-12	3-1
1995-96	2-2	2012-13	4-0
1996-97	3-1	Totals	71-65

GENERAL INFORMATION

Home Court: American Airlines Center (19,200)
Radio: ESPN Radio (103.3 FM)
Chuck Cooperstein, Brad Davis
Spanish Radio: Univision America (1270 AM)
Victor Villalba
Television: FOX Sports Southwest
Mark Followill, Derek Harper, Jeff Wade
Team Colors: Blue, Black, Silver

LARGEST WINNING MARGIN

OKC:	47	11/25/89	at Dallas	117-70
Dallas:	44	4/11/85	at Seattle	80-124

CURRENT STREAKS VS. MAVERICKS

SITE	LAST WIN	SCORE	LAST LOSS	SCORE	STREAK
At Home	3/17/13	107-101	12/27/10	93-103	Won 4
At Dallas	2/4/13	112-91	1/2/12	87-100	Won 3
Overall	3/17/13	107-101	12/27/10	93-103	Won 6

2012-2013 SEASON SERIES (4-0) OKLAHOMA CITY VS. DALLAS

PLAYER	G-GS	MIN	FG-FGA	PCT	3FG-FGA	PCT	FT-FTA	PCT	OFF	DEF	TOT	AST	PF-QD	STL	TO	BLK	PTS	AVG
Durant, K.	4-4	166:17	42-89	0.472	13-24	0.542	45-46	0.978	2	34	36	11	7-0	7	17	6	142	35.5
Westbrook, R.	4-4	153:16	40-85	0.471	0-11	0.000	26-30	0.867	8	13	21	29	11-0	9	14	2	106	26.5
Ibaka, S.	4-4	153:25	23-41	0.561	2-3	0.667	12-22	0.545	23	29	52	1	9-0	8	11	60	15.0	
Martin, K.	4-0	112:23	20-43	0.465	7-19	0.368	8-8	1.000	1	8	9	5	6-0	5	2	0	55	13.8
Sefolosha, T.	4-0	111:32	8-26	0.308	3-16	0.188	0-0	0.000	2	12	14	7	6-0	7	4	4	19	4.8
Jackson, R.	4-0	52:37	7-20	0.350	5-12	0.417	0-2	0.000	1	11	12	11	3-0	2	4	0	19	4.8
Collison, N.	4-0	73:19	8-15	0.533	0-0	0.000	2-2	1.000	4	10	14	6	9-0	1	1	1	18	4.5
Thabeet, H.	2-0	22:20	4-7	0.571	0-0	0.000	0-1	0.000	0	4	4	0	4-0	0	1	3	8	4.0
Maynor, E.	1-0	09:12	1-5	0.200	1-3	0.333	0-0	0.000	1	0	1	0	0-0	0	0	0	3	3.0
Perkins, K.	4-4	104:04	3-14	0.214	0-0	0.000	4-6	0.667	11	18	29	4	12-0	3	4	4	10	2.5
Liggins, D.	2-0	21:08	2-4	0.500	0-1	0.000	1-2	0.500	0	6	6	2	4-0	2	1	0	5	2.5
Fisher, D.	1-0	12:28	0-1	0.000	0-1	0.000	0-0	0.000	0	1	1	1	3-0	0	0	0	2	2.0
Jones, P.	1-0	10:23	0-4	0.000	0-1	0.000	0-0	0.000	0	1	1	0	2-0	0	0	0	0	0.0
Orton, D.	1-0	07:36	0-1	0.000	0-0	0.000	0-0	0.000	2	1	3	1	1-0	0	0	0	0	0.0
Brewer, R.	0-0	00:00	0-0	0.000	0-0	0.000	0-0	0.000	0	0	0	0	0-0	0	0	0	0	0.0
Lamb, J.	0-0	00:00	0-0	0.000	0-0	0.000	0-0	0.000	0	0	0	0	0-0	0	0	0	0	0.0
THUNDER	4-20	1010:00	158-355	0.445	31-91	0.341	100-121	0.826	55	148	231	78	77-0	36	57	31	447	111.8
MAVERICKS	4-20	1010:00	158-356	0.435	30-81	0.370	71-82	0.866	35	131	199	85	80-0	40	59	19	411	102.8

2012-2013 SEASON SERIES (0-4) DALLAS MAVERICKS VS. OKLAHOMA CITY

PLAYER	G-GS	MIN	FG-FGA	PCT	3FG-FGA	PCT	FT-FTA	PCT	OFF	DEF	TOT	AST	PF-QD	STL	TO	BLK	PTS	AVG
Carter, V.	3-0	83:14	19-39	0.487	10-19	0.526	8-10	0.800	1	9	10	6	11-0	5	2	1	56	18.7
Collison, D.	4-3	116:49	25-46	0.543	4-8	0.667	13-14	0.929	1	11	12	17	5-0	9	8	0	67	16.8
Nowitzki, D.	4-3	127:41	19-51	0.373	4-13	0.308	18-19	0.947	2	23	25	6	5-0	2	4	2	60	15.0
Marion, S.	3-3	88:08	19-31	0.613	1-3	0.333	6-6	1.000	5	12	17	9	8-0	3	6	4	45	15.0
Jones, D.	2-0	27:22	7-13	0.538	1-1	1.000	6-8	0.750	1	2	3	5	0-0	1	1	1	21	10.5
Mayo, O.	4-4	147:54	15-43	0.349	2-14	0.143	7-10	0.700	1	10	11	21	8-0	4	16	1	39	9.8
Kaman, C.	3-2	51:01	11-22	0.500	0-0	0.000	3-3	1.000	5	9	14	2	3-0	3	2	25	8.3	
James, M.	3-1	66:42	9-20	0.450	4-8	0.500	2-2	1.000	1	6	7	7	6-0	0	7	0	24	8.0
Crowder, J.	4-1	76:52	8-22	0.364	3-12	0.250	6-6	1.000	1	8	9	5	6-0	6	2	0	25	6.3
Brand, E.	4-1	91:19	11-30	0.367	0-0	0.000	2-4	0.500	11	21	32	2	11-0	5	4	3	24	6.0
Wright, B.	2-0	45:57	6-16	0.375	0-1	0.000	0-0	0.000	1	13	14	1	6-0	1	0	0	12	6.0
Douglas-Roberts, C.	1-0	15:03	2-5	0.400	0-1	0.000	0-0	0.000	0	1	1	1	1-0	0	0	0	4	4.0
Beaubois, R.	2-0	16:11	1-3	0.375	1-3	0.333	0-0	0.000	0	1	1	2	4-0	0	3	1	7	3.5
James, B.	1-1	27:29	3-8	0.375	0-0	0.000	0-0	0.000	4	2	6	0	3-0	1	0	4	2	2.0
Jones, D.	3-1	28:18	0-7	0.000	0-0	0.000	0-0	0.000	1	4	5	1	3-0	1	1	0	0	0.0
Morrow, A.	0-0	00:00	0-0	0.000	0-0	0.000	0-0	0.000	0	0	0	0	0-0	0	0	0	0	0.0
Wright, C.	0-0	00:00	0-0	0.000	0-0	0.000	0-0	0.000	0	0	0	0	0-0	0	0	0	0	0.0
MAVERICKS	4-20	1010:00	155-356	0.435	30-81	0.370	71-82	0.866	35	131	199	85	80-0	40	59	19	411	102.8
THUNDER	4-20	1010:00	158-355	0.445	31-91	0.341	100-121	0.826	55	148	231	78	77-0	36	57	31	447	111.8



DENVER NUGGETS

PEPSI CENTER
1000 Chopper Circle
Denver, CO 80204 • 303-405-1100

Brian Shaw
Head Coach



DIRECTORY

Owner: E. Stanley Kroenke
General Managers and Executive Vice President of Basketball Operations: Tim Connelly
Head Coach: Brian Shaw
Assistant Coaches: Lester Connor, Melvin Hunt, Patrick Mutombo
Head Athletic Trainer/Traveling Secretary: Jim Gillen
Director of Media Relations: Tim Galt
Media Relations Manager: Nick O'Hayre
Communications Specialist: Aaron Lopez

2013-14 VS. NUGGETS (ALL TIMES CENTRAL)

11/18/13	Monday	at Oklahoma City	7:00 p.m.
12/17/13	Tuesday	at Denver	8:00 p.m.
1/9/14	Thursday	at Denver	9:30 p.m.
3/24/14	Monday	at Oklahoma City	7:00 p.m.

2012-13 VS. NUGGETS

Date	Site	W/L	Score
1/16/13	OKC	W	117-97
1/20/13	Denver	L	118-121 (OT)
3/1/13	Denver	L	103-105
3/19/13	OKC	L	104-114

THUNDER VS. NUGGETS ALL-TIME

YEAR	TOTAL	YEAR	TOTAL
1976-77	0-4	1997-98	4-0
1977-78	3-1	1998-99	2-2
1978-79	1-3	1999-00	3-1
1979-80	5-1	2000-01	2-2
1980-81	2-3	2001-02	1-3
1981-82	2-3	2002-03	3-1
1985-86	3-2	2003-04	2-2
1986-87	3-2	2004-05	2-2
1987-88	1-4	2005-06	2-2
1988-89	2-2	2006-07	1-3
1989-90	2-2	2007-08	1-3
1990-91	4-0	2008-09	0-4
1991-92	3-1	2009-10	1-3
1992-93	3-1	2010-11	3-1
1993-94	2-2	2011-12	2-1
1994-95	3-1	2012-13	1-3
1995-96	3-1	Totals	82-73
1996-97	4-0		

GENERAL INFORMATION

Home Court: Pepsi Center (19,155)
Radio: KRWZ (950 AM), KCKK (1550 AM/93.7 FM)
Jason Kosmicki
Television: Altitude Sports & Entertainment
Chris Marlowe, Scott Hastings
Team Colors: Blue, Gold



DETROIT PISTONS

THE PALACE OF AUBURN HILLS
6 Championship Dr.
Auburn Hills, MI 48326 • 248-377-0100

Maurice Cheeks
Head Coach



DIRECTORY

Principal Owner: Tom Gores
President, Basketball Operations: Joe Dumars
Head Coach: Maurice Cheeks
Assistant Coaches: Henry Bibby, John Loyer, Maz Trakh
Athletic Trainer: Mike Abdenour
Vice President, Public Relations: Kevin Grigg
Director, Public Relations: Cletus Lewis
Public Relations Coordinator: Michelle Fikany

2013-14 VS. PISTONS (ALL TIMES CENTRAL)

11/8/13 Friday at Detroit 6:30 p.m.
4/16/14 Wednesday at Oklahoma City 7:00 p.m.

2012-13 VS. PISTONS

Date	Site	W/L	Score
11/9/12	OKC	W	105-94
11/12/12	Detroit	W	92-90

THUNDER VS. PISTONS ALL-TIME

YEAR	TOTAL	YEAR	TOTAL
1967-68	1-6	1990-91	1-1
1968-69	2-4	1991-92	1-1
1969-70	3-3	1992-93	2-0
1970-71	1-3	1993-94	1-1
1971-72	4-0	1994-95	2-0
1972-73	4-2	1995-96	1-1
1973-74	1-5	1996-97	1-1
1974-75	2-2	1997-98	2-0
1975-76	2-3	1998-99	0-1
1976-77	3-1	1999-00	0-2
1977-78	3-1	2000-01	0-2
1978-79	3-0	2001-02	1-1
1979-80	2-0	2002-03	1-1
1980-81	2-0	2003-04	1-1
1981-82	1-1	2004-05	1-1
1982-83	2-0	2005-06	0-2
1983-84	1-1	2006-07	0-2
1984-85	1-1	2007-08	0-2
1985-86	0-2	2008-09	1-1
1986-87	0-2	2009-10	2-0
1987-88	1-1	2010-11	2-0
1988-89	0-2	2011-12	1-0
1989-90	1-1	2012-13	2-0
1990-91	1-1	Totals	63-62

GENERAL INFORMATION

Home Court: The Palace of Auburn Hills (22,076)
Radio: WXYT (97.1 FM The Ticket)
George Blaha, Mark Champion, Rick Mahorn
Television: FS Detroit
George Blaha, Greg Kelser
Team Colors: Red, White, Blue

LARGEST WINNING MARGIN

OKC: 40 3/12/95 at Detroit 134-94
Detroit: 31 10/26/70 at Detroit 111-142

CURRENT STREAKS VS. PISTONS

SITE	LAST WIN	SCORE	LAST LOSS	SCORE	STREAK
At Home	11/9/12	105-94	11/11/07	103-107	Won 5
At Detroit	11/12/12	92-90	12/26/08	88-90	Won 3
Overall	11/12/12	92-90	12/26/08	88-90	Won 8

2012-2013 SEASON SERIES (2-0) OKLAHOMA CITY THUNDER VS. DETROIT

PLAYER	G-GS	MIN	FG-FGA	PCT	3FG-FGA	PCT	FT-FTA	PCT	OFF	DEF	TOT	AST	PF-QD	STL	TO	BLK	PTS	AVG
Durant, K	2-2	81:49	17-38	0.447	2-4	0.500	15-15	1.000	1	21	22	5	2-0	1	5	4	51	25.5
Westbrook, R	2-2	74:44	14-35	0.400	1-5	0.200	14-19	0.737	6	8	14	10	3-0	4	5	0	43	21.5
Ibaka, S	2-2	73:41	13-22	0.591	0-2	0.000	10-11	0.909	5	9	14	0	9-0	0	5	9	36	18.0
Martin, K	2-0	61:33	7-22	0.318	3-13	0.231	12-13	0.923	0	2	2	2	5-0	5	3	1	29	14.5
Maynor, E	2-0	24:54	6-9	0.667	3-3	1.000	0-0	0.000	0	0	0	3	0-0	1	0	0	15	7.5
Perkins, K	2-2	50:39	4-9	0.444	0-0	0.000	2-4	0.500	1	7	8	6	4-0	1	2	1	10	5.0
Sefolosha, T	2-2	59:16	2-5	0.400	0-2	0.000	2-2	1.000	0	12	12	3	9-0	2	5	0	6	3.0
Collison, N	2-0	35:52	2-3	0.667	0-0	0.000	1-2	0.500	4	4	8	2	10-0	1	3	1	5	2.5
Thabee, H	1-0	03:34	0-0	0.000	0-0	0.000	2-2	1.000	0	1	1	0	1-0	0	0	0	2	2.0
Jackson, R	1-0	06:12	0-1	0.000	0-1	0.000	0-0	0.000	0	1	1	0	0-0	0	0	0	0	0.0
Jones, P	1-0	04:50	0-0	0.000	0-0	0.000	0-0	0.000	0	0	0	0	0-0	0	0	0	0	0.0
Lamb, J	1-0	02:56	0-0	0.000	0-0	0.000	0-0	0.000	0	0	0	0	2-0	0	1	0	0	0.0
Orton, D	0-0	00:00	0-0	0.000	0-0	0.000	0-0	0.000	0	0	0	0	0-0	0	0	0	0	0.0
Liggins, D	0-0	00:00	0-0	0.000	0-0	0.000	0-0	0.000	0	0	0	0	0-0	0	0	0	0	0.0
THUNDER	2-10	480:00	65-144	0.451	9-30	0.300	58-68	0.853	17	65	102	31	45-0	15	31	16	197	98.5
PISTONS	2-10	480:00	69-170	0.406	12-36	0.333	34-49	0.694	29	51	103	46	47-1	16	27	11	184	92.0

2012-2013 SEASON SERIES (0-2) DETROIT PISTONS VS. OKLAHOMA CITY

PLAYER	G-GS	MIN	FG-FGA	PCT	3FG-FGA	PCT	FT-FTA	PCT	OFF	DEF	TOT	AST	PF-QD	STL	TO	BLK	PTS	AVG
Stuckey, R	2-2	76:34	12-27	0.444	3-7	0.429	7-9	0.778	1	4	5	11	4-0	1	2	0	34	17.0
Monroe, G	2-2	68:54	13-29	0.448	0-0	0.000	5-8	0.625	2	14	16	8	4-0	4	6	4	31	15.5
Prince, T	2-2	75:53	10-28	0.357	3-5	0.600	5-7	0.714	4	8	12	6	4-0	2	2	1	28	14.0
Drummond, A	2-0	33:19	10-13	0.769	0-0	0.000	6-9	0.667	7	7	14	1	5-0	3	2	2	26	13.0
Knight, B	2-2	67:31	6-23	0.261	3-13	0.231	4-4	1.000	3	7	10	12	7-0	1	6	1	19	9.5
Singler, K	2-0	31:17	6-10	0.600	3-5	0.600	1-2	0.500	2	3	5	0	8-1	0	1	0	16	8.0
Maxiell, J	2-2	50:12	5-13	0.385	0-0	0.000	4-8	0.500	5	8	13	1	5-0	0	1	3	14	7.0
Bryant, W	2-0	28:41	5-15	0.333	0-1	0.000	1-1	1.000	0	0	0	4	6-0	2	4	0	11	5.5
Jerabko, J	2-0	38:52	2-10	0.200	0-4	0.000	1-1	1.000	5	0	5	2	4-0	3	2	0	5	2.5
English, K	1-0	08:52	0-2	0.000	0-1	0.000	0-0	0.000	0	0	0	1	0-0	0	0	0	0	0.0
Middleton, K	0-0	00:00	0-0	0.000	0-0	0.000	0-0	0.000	0	0	0	0	0-0	0	0	0	0	0.0
Daye, A	0-0	00:00	0-0	0.000	0-0	0.000	0-0	0.000	0	0	0	0	0-0	0	0	0	0	0.0
Villanueva, C	0-0	00:00	0-0	0.000	0-0	0.000	0-0	0.000	0	0	0	0	0-0	0	0	0	0	0.0
PISTONS	2-10	480:00	69-170	0.406	12-36	0.333	34-49	0.694	29	51	103	46	47-1	16	27	11	184	92.0
THUNDER	2-10	480:00	65-144	0.451	9-30	0.300	58-68	0.853	17	65	102	31	45-0	15	31	16	197	98.5



GOLDEN STATE WARRIORS

1011 Broadway
Oakland, CA 94607 • 510-986-2200

Mark Jackson
Head Coach



DIRECTORY

Co-Executive Chairman & CEO: Joe Jacob
Co-Executive Chairman: Peter Guber
General Manager: Bob Myers
Head Coach: Mark Jackson
Assistant Coaches: Pete Myers, Darren Erman, Brian Scalabrine, Jerry DeGlorio
Head Athletic Trainer: JoHan Wang
Vice President, Communications: Raymond Ridder
Senior Director, Public Relations: Dan Martinez
Assistant, Public Relations: Brett Winkler
Assistant, Public Relations: Ryan Donough

2013-14 VS. WARRIORS (ALL TIMES CENTRAL)

11/14/13 Thursday at Golden State 9:30 p.m.
11/29/13 Friday at Oklahoma City 7:00 p.m.
1/17/14 Friday at Oklahoma City 7:00 p.m.

2011-12 VS. WARRIORS

Date	Site	W/L	Score
11/18/12	OKC	W	119-109
1/23/13	Golden State	L	99-104
2/6/13	OKC	W	119-98
4/11/13	Golden State	W	116-97

THUNDER VS. WARRIORS ALL-TIME

YEAR	TOTAL	YEAR	TOTAL
1967-68	1-7	1991-92	2-3
1968-69	3-4	1992-93	4-1
1969-70	4-3	1993-94	4-1
1970-71	3-3	1994-95	4-1
1971-72	2-4	1995-96	4-0
1972-73	3-4	1996-97	4-0
1973-74	3-3	1997-98	3-1
1974-75	3-4	1998-99	2-1
1975-76	3-4	1999-00	4-0
1976-77	3-1	2000-01	4-0
1977-78	2-2	2001-02	4-0
1978-79	1-3	2002-03	2-2
1979-80	6-0	2003-04	1-3
1980-81	3-3	2004-05	2-2
1981-82	5-1	2005-06	1-2
1982-83	3-3	2006-07	1-3
1983-84	2-4	2007-08	1-2
1984-85	3-3	2008-09	2-2
1985-86	4-2	2009-10	3-1
1986-87	2-4	2010-11	2-1
1987-88	5-1	2011-12	3-0
1988-89	4-2	2012-13	3-1
1989-90	3-2	Totals	132-97
1990-91	1-3	vs. San Fran.	11-17
1991-92	2-3	vs. G.S.	121-80

GENERAL INFORMATION

Home Court: ORACLE Arena (19,596)
Radio: KNBR (680/1050 AM)
Tim Royce
Television: Comcast SportsNet Bay Area
Bob Fitzgerald, Jim Barnett
Team Colors: Warriors Royal Blue, California Golden Yellow

LARGEST WINNING MARGIN

OKC: 45 2/14/71 at Seattle 146-101
Golden State: 36 3/15/75 at Golden State 84-120

CURRENT STREAKS VS. WARRIORS

SITE	LAST WIN	SCORE	LAST LOSS	SCORE	STREAK
At Home	2/6/13	119-98	12/8/08	102-112	Won 8
At Golden State	4/11/13	116-97	1/23/13	99-104	Won 1
Overall	4/11/13	116-97	1/23/13	99-104	Won 2

2012-2013 SEASON SERIES (3-1) OKLAHOMA CITY THUNDER VS. GOLDEN STATE

PLAYER	G-GS	MIN	FG-FGA	PCT	3FG-FGA	PCT	FT-FTA	PCT	OFF	DEF	TOT	AST	PF-QD	STL	TO	BLK	PTS	AVG
Durant, K	4-4	143:31	38-67	0.567	9-14	0.643	29-33	0.879	2	33	35	31	5-0	8	17	6	114	28.5
Martin, K	4-0	108:56	30-50	0.600	14-21	0.667	9-9	1.000	2	3	5	12	9-0	7	8	0	83	20.8
Westbrook, R	4-4	131:58	30-74	0.405	3-15	0.200	17-23	0.739	3	10	13	25	3-0	10	15	3	80	20.0
Ibaka, S	4-4	119:47	26-44	0.591	2-3	0.667	6-8	0.750	12	17	29	4	7-0	2	7	14	60	15.0
Fisher, D	1-0	19:23	2-7	0.286	1-4	0.250	2-2	1.000	0	2	2	1	3-0	0	1	0	7	7.0
Sefolosha, T	4-4	108:44	8-27	0.296	7-20	0.350	3-4	0.750	2	19	21	7	7-0	4	1	2	26	6.5
Perkins, K	4-4	98:09	10-18	0.556	0-0	0.000	3-4	0.750	7	20	27	6	10-0	2	3	6	23	5.8
Jackson, R	4-0	54:53	9-20	0.450	0-5	0.000	5-5	1.000	1	12	13	12	5-0	2	0	1	23	5.8
Thabee, H	3-0	42:25	5-7	0.714	0-0	0.000	2-2	1.000	2	4	6	1	9-0	2	0	3	12	4.0
Maynor, E	2-0	14:18	2-5	0.400	0-3	0.000	2-2	1.000	0	0	0	2	1-0	0	0	0	8	4.0
Collison, N	4-0	79:28	6-13	0.462	0-0	0.000	1-2	0.500	6	8	14	6	6-0	2	2	1	13	3.3
Liggins, D	3-0	13:09	2-2	1.000	0-0	0.000	0-0	0.000	2	2	4	1	1-0	1	0	0	4	1.3
Jones, P	3-0	11:30	0-4	0.000	0-1	0.000	0-0	0.000	0	5	5	1	2-0	0	0	0	0	0.0
Brewer, R	1-0	06:45	0-0	0.000	0-0	0.000	0-0	0.000	0	1	1	0	1-0	0	1	0	0	0.0
Orton, D	1-0	05:17	0-1	0.000	0-0	0.000	0-0	0.000	0	0	0	1	0-0	0	1	0	0	0.0
Lamb, J	1-0	01:47	0-0	0.000	0-0	0.000	0-0	0.000	0	0	0	0	0-0	0	2	0	0	0.0
THUNDER	4-20	960:00	168-339	0.496	38-86	0.442	79-96	0.823	39	136	204	110	69-0	40	61	36	453	113.3
WARRIORS	4-20	960:00	155-343	0.452	28-75	0.373	70-91	0.769	39	124	193	84	73-5	35	63	14	408	102.0



HOUSTON ROCKETS

TOYOTA CENTER
1510 Polk Street
Houston, TX 77002 • 713-758-7200

Kevin McHale
Head Coach



DIRECTORY

Owner: Leslie Alexander
General Manager: Daryl Morey
Head Coach: Kevin McHale
Assistant Coaches: Kelvin Sampson, John-Blair Bickerstaff, Chris Finch, Dean Cooper
Senior Vice President of Basketball Operations:
Head Athletic Trainer: Keith Jones
Sr. Manager of Media & Player Relations: Tracey Hughes
Sr. Manager of Media Services: Bob Schranz

2013-14 VS. ROCKETS (ALL TIMES CENTRAL)

12/29/13	Sunday	at Oklahoma City	6:00 p.m.
1/16/14	Thursday	at Houston	8:30 p.m.
3/11/14	Tuesday	at Oklahoma City	7:00 p.m.
4/4/14	Friday	at Houston	8:30 p.m.

2012-13 VS. ROCKETS

Date	Site	W/L	Score
11/28/12	OKC	W	120-98
12/29/12	Houston	W	124-94
2/20/13	Houston	L	119-122

THUNDER VS. ROCKETS ALL-TIME

YEAR	TOTAL	YEAR	TOTAL
1967-68	5-3	1992-93	3-1
1968-69	3-3	1993-94	2-2
1969-70	2-4	1994-95	4-0
1970-71	1-5	1995-96	4-0
1971-72	3-3	1996-97	1-3
1972-73	2-2	1997-98	3-1
1973-74	3-1	1998-99	1-2
1974-75	3-1	1999-00	3-1
1975-76	2-2	2000-01	2-2
1976-77	1-3	2001-02	2-2
1977-78	4-0	2002-03	2-2
1978-79	2-2	2003-04	3-1
1979-80	1-1	2004-05	1-3
1980-81	1-4	2005-06	1-3
1981-82	3-2	2006-07	0-3
1982-83	4-1	2007-08	0-4
1983-84	2-3	2008-09	0-3
1984-85	2-3	2009-10	1-3
1985-86	2-3	2010-11	3-1
1986-87	4-1	2011-12	2-2
1987-88	2-3	2012-13	2-1
1988-89	2-2	Totals	101-91
1989-90	2-2	vs. San Diego	11-17
1990-91	2-2	vs. Houston	90-74
1991-92	3-1		

GENERAL INFORMATION

Home Court: Toyota Center (18,023)
Radio: SportsTalk 790 (KBME 790 AM)
Craig Ackerman, Joel Blank
Spanish Radio: KEYH 850 AM
Adrian Chavarria
Television: Comcast SportsNet Houston
Bill Worrell, Matt Bullard, Clyde Drexler
Team Colors: Red, White, Silver

LARGEST WINNING MARGIN

OKC:	56	12/6/86	at Houston	136-80
Houston:	40	4/13/97	at Houston	73-113

CURRENT STREAKS VS. ROCKETS

SITE	LAST WIN	SCORE	LAST LOSS	SCORE	STREAK
At Home	11/28/12	120-98	3/13/12	103-104	Won 1
At Houston	12/29/12	124-94	2/20/12	119-122	Lost 1
Overall	12/29/12	124-94	2/20/12	119-122	Lost 1

2012-2013 SEASON SERIES (2-1) OKLAHOMA CITY VS. HOUSTON

PLAYER	G-GS	MIN	FG-FGA	PCT	3FG-FGA	PCT	FT-FTA	PCT	OFF	DEF	TOT	AST	PF-DQ	STL	TO	BLK	PTS	AVG
Durant, K	3-3	116:43	25-53	0.472	6-15	0.400	23-26	0.885	2	19	21	17	7-0	5	10	4	79	26.3
Westbrook, R	3-3	108:30	25-57	0.439	5-13	0.385	15-20	0.750	6	17	23	25	5-0	7	17	1	70	23.3
Sefolosha, T	3-3	102:12	20-32	0.625	8-17	0.471	4-4	1.000	2	14	16	5	10-0	4	2	4	52	17.3
Martin, K	3-0	86:25	17-41	0.415	10-22	0.455	7-8	0.875	2	5	7	6	8-0	2	4	0	51	17.0
Ibaka, S	3-3	89:35	20-31	0.645	1-2	0.500	7-7	1.000	14	12	26	1	8-0	1	6	12	48	16.0
Collison, N	3-0	63:56	11-19	0.579	0-0	0.000	2-2	1.000	10	12	22	8	12-1	6	7	1	24	8.0
Jackson, R	3-0	36:06	6-13	0.462	0-5	0.000	2-2	1.000	0	4	4	4	1-0	2	5	0	14	4.7
Lamb, J	2-0	07:35	3-4	0.750	0-3	0.000	0-0	0.000	0	0	0	0	0-0	0	0	0	9	4.5
Perkins, K	2-2	43:31	3-6	0.500	0-0	0.000	0-1	0.000	2	9	11	5	3-0	2	2	4	6	3.0
Thabeet, H	3-1	37:18	3-6	0.500	0-0	0.000	0-0	0.000	1	11	12	0	5-0	1	3	4	6	2.0
Jones, P	2-0	10:20	1-3	0.333	0-0	0.000	2-2	1.000	1	3	4	0	0-0	0	0	1	4	2.0
Maynor, E	2-0	17:49	0-3	0.000	0-2	0.000	0-0	0.000	0	1	1	2	3-0	2	3	0	0	0.0
Orton, D	0-0	00:00	0-0	0.000	0-0	0.000	0-0	0.000	0	0	0	0	0-0	0	0	0	0	0.0
Liggins, D	0-0	00:00	0-0	0.000	0-0	0.000	0-0	0.000	0	0	0	0	0-0	0	0	0	0	0.0
THUNDER	3-15	720:00	134-268	0.500	33-79	0.418	62-72	0.861	40	107	175	73	62-1	32	61	31	363	121.0
ROCKETS	3-15	720:00	113-262	0.431	31-84	0.369	57-80	0.713	33	83	141	64	58-0	38	59	8	314	104.7

2012-2013 SEASON SERIES (1-2) HOUSTON ROCKETS VS. OKLAHOMA CITY

PLAYER	G-GS	MIN	FG-FGA	PCT	3FG-FGA	PCT	FT-FTA	PCT	OFF	DEF	TOT	AST	PF-DQ	STL	TO	BLK	PTS	AVG
Harden, J	3-3	114:58	23-52	0.442	11-20	0.550	31-37	0.838	2	10	12	10	7-0	5	9	1	88	29.3
Morris, M	2-1	62:44	11-22	0.500	5-10	0.500	4-4	1.000	3	7	10	1	7-0	2	3	0	31	15.5
Patterson, P	2-1	48:28	11-23	0.478	2-5	0.400	5-6	0.833	5	3	8	2	1-0	1	2	0	29	14.5
Lin, J	3-3	107:17	18-37	0.486	3-9	0.333	3-6	0.500	0	11	11	22	8-0	7	10	0	42	14.0
Parsons, C	2-2	69:37	11-28	0.393	2-12	0.167	3-4	0.750	3	7	10	9	3-0	5	8	1	27	13.5
Asik, O	3-3	77:54	13-27	0.481	0-0	0.000	4-13	0.308	10	20	30	0	7-0	2	3	1	30	10.0
Cook, D	2-1	50:25	7-20	0.350	3-9	0.333	1-2	0.500	4	4	8	4	4-0	1	5	1	18	9.0
Delfino, C	1-1	42:26	3-12	0.250	3-10	0.300	0-0	0.000	0	6	6	5	5-0	4	2	0	9	9.0
Douglas, T	2-0	44:11	6-17	0.353	2-4	0.500	3-4	0.750	0	2	2	4	4-0	6	2	0	17	8.5
Smith, G	3-0	43:23	7-9	0.778	0-0	0.000	1-2	0.500	6	9	15	2	7-0	0	4	1	15	5.0
Machado, S	2-0	09:40	1-2	0.500	0-0	0.000	2-2	1.000	0	0	0	2	0-0	1	2	0	4	2.0
Anderson, J	1-0	05:36	1-1	1.000	0-0	0.000	0-0	0.000	0	0	0	1	0-0	1	0	0	2	2.0
Motiejunas, J	3-0	15:01	1-8	0.125	0-3	0.000	0-0	0.000	0	3	3	1	1-0	2	1	2	0	7.0
Beverley, P	1-0	17:34	0-4	0.000	0-2	0.000	0-0	0.000	0	1	1	1	0-0	1	1	0	0	0.0
Aldrich, C	1-0	08:21	0-0	0.000	0-0	0.000	0-0	0.000	0	0	0	0	3-0	0	4	0	0	0.0
Jones, T	1-0	02:26	0-0	0.000	0-0	0.000	0-0	0.000	0	0	0	0	0-0	1	1	1	0	0.0
ROCKETS	3-15	720:00	113-262	0.431	31-84	0.369	57-80	0.713	33	83	141	64	58-0	38	59	8	314	104.7
THUNDER	3-15	720:00	134-268	0.500	33-79	0.418	62-72	0.861	40	107	175	73	62-1	32	61	31	363	121.0



INDIANA PACERS

BANKERS LIFE FIELDHOUSE
125 S. Pennsylvania St.
Indianapolis, IN 46204 • 317-917-2500

Frank Vogel
Head Coach



DIRECTORY

Owner, Chairman & CEO: Herbert Simon
President of Basketball Operations: Larry Bird
Head Coach: Frank Vogel
Associate Head Coach: Nate McMillan
Assistant Coaches: Dan Burke, Popeye Jones
Head Athletic Trainer/Team Administrator: Josh Corbelle
Director/Indiana Pacers Media Relations: David Benner
Senior Public Information Manager: Krissy Myers
Public Information Assistant: Tim Edwards

2013-14 VS. PACERS (ALL TIMES CENTRAL)

12/8/13	Sunday	at Oklahoma City	6:00 p.m.
4/13/14	Sunday	at Indiana	5:00 p.m.

2012-13 VS. PACERS

Date	Site	W/L	Score
12/9/12	OKC	W	104-93
4/5/13	Indiana	W	97-75

THUNDER VS. PACERS ALL-TIME

YEAR	TOTAL	YEAR	TOTAL
1976-77	2-2	1995-96	0-2
1977-78	3-1	1996-97	1-1
1978-79	4-0	1997-98	2-0
1979-80	2-0	1998-99	Did Not Play
1980-81	2-0	1999-00	1-1
1981-82	1-1	2000-01	1-1
1982-83	1-1	2001-02	2-0
1983-84	1-1	2002-03	0-2
1984-85	2-0	2003-04	0-2
1985-86	0-2	2004-05	2-0
1986-87	1-1	2005-06	1-1
1987-88	1-1	2006-07	2-0
1988-89	1-1	2007-08	1-1
1989-90	1-1	2008-09	0-2
1990-91	1-1	2009-10	1-1
1991-92	2-0	2010-11	2-0
1992-93	0-2	2011-12	0-1
1993-94	1-1	2012-13	2-0
1994-95	1-1	Totals	45-32

GENERAL INFORMATION

Home Court: Bankers Life Fieldhouse (18,165)
Radio: 1070 The Fan
Mark Boyle, Bob Leonard, Kevin Lee
Television: FSN Indiana
Quinn Buckner, Chris Denari, Austin Croshere, Brooke Olzendamp
Team Colors: Navy Blue, Gold

LARGEST WINNING MARGIN

OKC:	20	1/10/79	at Seattle	118-98
	20	12/13/82	at Seattle	106-86
Indiana:	30	10/26/77	at Indiana	120-90

CURRENT STREAKS VS. PACERS

SITE	LAST WIN	SCORE	LAST LOSS	SCORE	STREAK
At Home	12/9/12	104-93	4/5/09	99-117	Won 3
At Indiana	4/5/13	97-75	4/6/12	98-103	Won 1
Overall	4/5/13	97-75	4/6/12	98-103	Won 2

2012-2013 SEASON SERIES (2-0) OKLAHOMA CITY THUNDER VS. INDIANA

PLAYER	G-GS	MIN	FG-FGA	PCT	3FG-FGA	PCT	FT-FTA	PCT	OFF	DEF	TOT	AST	PF-DQ	STL	TO	BLK	PTS	AVG
Durant, K	2-2	73:07	22-45	0.489	3-8	0.375	14-17	0.824	2	15	17	5	1-0	0	6	0	61	30.5
Westbrook, R	2-2	68:08	17-41	0.415	1-6	0.167	10-13	0.769	4	10	14	15	4-0	3	4	2	45	22.5
Martin, K	2-0	56:52	10-19	0.526	4-9	0.444	9-10	0.900	0	2	2	3	5-0	0	3	0	33	16.5
Ibaka, S	2-2	61:25	11-18	0.611	0-1	0.000	2-2	1.000	9	7	16	1	7-0	1	1	3	24	12.0
Maynor, E	1-0	13:34	3-4	0.750	0-1	0.000	0-0	0.000	0	0	0	4	1-0	0	0	0	6	6.0
Collison, N	2-0	38:25	4-8	0.500	0-1	0.000	3-3	1.000	4	4	8	1	4-0	2	1	1	11	5.5
Perkins, K	2-2	56:14	3-7	0.429	0-0	0.000	2-2	1.000	1	14	15	2	5-0	0	2	0	8	4.0
Sefolosha, T	2-2	48:12	2-7	0.286	1-5	0.200	0-0	0.000	2	6	8	2	4-0	2	0	0	5	2.5
Thabae, T	2-0	31:46	1-1	1.000	0-0	0.000	2-4	0.500	1	5	6	1	3-0	0	1	2	4	2.0
Jackson, R	1-0	17:44	1-4	0.250	0-0	0.000	0-0	0.000	0	5	5	0	1-0	0	3	1	2	2.0
Fisher, D	1-0	07:51	0-0	0.000	0-0	0.000	2-2	1.000	0	0	0	0	1-0	0	0	0	2	2.0
Brewer, R	1-0	02:14	0-0	0.000	0-0	0.000	0-0	0.000	0	0	0	0	0-0	0	0	0	0	0.0
Orton, L	1-0	02:14	0-0	0.000	0-0	0.000	0-0	0.000	0	0	0	1	0-0	0	0	0	0	0.0
Leggins, D	1-0	02:14	0-0	0.000	0-0	0.000	0-0	0.000	0	1	1	0	1-0	0	0	0	0	0.0
TRUNDER	2-10	480-00	74-154	0.481	9-31	0.290	44-53	0.830	24	69	111	34	37-0	8	23	9	201	100.5
PCACFRS,	2-10	480-00	65-154	0.422	8-38	0.21	30-37	0.811	18	47	74	26	39-0	10	18	7	168	84.0



LOS ANGELES CLIPPERS

LOS ANGELES CLIPPERS TRAINING CENTER

6951 S. Centinela Ave.

Playa Vista, CA 90094 • (310) 862-6000 Glenn "Doc" Rivers
Head Coach



DIRECTORY

Chairman of the Board, Owner and NBA Governor:

Donald T. Sterling

Vice President of Basketball Operations: Gary Sacks

Senior Vice President of Basketball Operations & Head

Coach: Glenn "Doc" Rivers

Assistant Coaches: Kevin Eastman, Armond Hill,

Tyrone Lue, Brendan O'Connor

Head Athletic Trainer: Jasen Powell

Vice President of Communications: Seth Burton

Director of Communications & Digital Media:

Dennis Rogers

Assistant Director of Communications: Ta'Nisha Cooper

Assistant Director of Communications: Steven Esparza

GENERAL INFORMATION

Home Court: STAPLES Center (19,060)

Radio: KFWB News Talk (980 AM):

Brian Sieman, Ralph Lawler, Michael Smith

Spanish Radio: ESPN Deportes (1330 AM)

Celso Gaspar

Television: Prime Ticket

Ralph Lawler, Michael Smith

Team Colors: Red, White, Blue

LARGEST WINNING MARGIN

OKC: 50 12/2/88 at Seattle 154-104
L.A. Clippers: 30 11/3/04 at Los Angeles 84-114

CURRENT STREAKS VS. CLIPPERS

SITE	LAST WIN	SCORE	LAST LOSS	SCORE	STREAK
At Home	11/21/12	117-111 (OT)	4/11/12	98-100	Won 1
At L.A.	3/3/13	108-104	4/16/12	77-92	Won 2
Overall	3/3/13	108-104	4/16/12	77-92	Won 3

2012-2013 SEASON SERIES (3-0) OKLAHOMA CITY THUNDER VS. L.A. CLIPPERS

PLAYER	G-GS	MIN	FG-FGA	PCT	3FG-FGA	PCT	FT-FTA	PCT	OFF	DEF	TOT	AST	PF-QD	STL	TO	BLK	PTS	AVG
Durant, K	3-3	133:28	29-63	0.460	10-20	0.500	34-39	0.872	3	19	22	16	4-0	8	14	0	102	34.0
Westbrook, R	3-3	120:15	28-59	0.475	6-13	0.462	16-21	0.762	2	11	13	25	8-0	2	11	0	78	26.0
Ibaka, S	3-3	104:48	19-31	0.613	3-3	1.000	7-8	0.875	9	15	24	5	15-2	2	7	6	48	16.0
Martin, K	3-0	90:19	13-31	0.419	8-15	0.533	9-11	0.818	2	4	6	3	3-0	6	4	0	43	14.3
Sefolosha, T	3-3	90:51	9-18	0.500	6-14	0.429	0-0	0.000	4	9	13	2	7-0	5	2	0	24	8.0
Collison, N	3-0	78:27	9-18	0.500	0-1	0.000	0-0	0.000	9	7	16	5	12-0	2	2	2	18	6.0
Jackson, R	2-0	18:18	3-7	0.429	0-4	0.000	2-2	1.000	0	3	3	2	3-0	1	2	0	8	4.0
Thabeet, H	3-0	25:46	4-4	1.000	0-0	0.000	3-5	0.600	3	2	5	0	7-0	2	1	4	11	3.7
Perkins, K	3-3	66:54	1-3	0.333	0-0	0.000	0-0	0.000	2	11	13	6	12-0	2	4	2	2	0.7
Maynor, E	1-0	11:07	0-3	0.000	0-1	0.000	0-0	0.000	1	1	2	2	1-0	0	1	0	0	0.0
Liggins, D	1-0	04:45	0-0	0.000	0-0	0.000	0-1	0.000	0	1	2	1	0-0	0	0	0	0	0.0
Brewer, R	0-0	00:00	0-0	0.000	0-0	0.000	0-0	0.000	0	0	0	0	0-0	0	0	0	0	0.0
Lamb, J	0-0	00:00	0-0	0.000	0-0	0.000	0-0	0.000	0	0	0	0	0-0	0	0	0	0	0.0
Jones, P	0-0	00:00	0-0	0.000	0-0	0.000	0-0	0.000	0	0	0	0	0-0	0	0	0	0	0.0
Orlton, D	0-0	00:00	0-0	0.000	0-0	0.000	0-0	0.000	0	0	0	0	0-0	0	0	0	0	0.0
Fisher, D	0-0	00:00	0-0	0.000	0-0	0.000	0-0	0.000	0	0	0	0	0-0	0	0	0	0	0.0
THUNDER	3-15	745:00	115-237	0.485	33-71	0.465	71-87	0.816	36	83	146	67	72-2	30	50	14	334	111.3

2012-2013 SEASON SERIES (0-3) LOS ANGELES CLIPPERS VS. OKLAHOMA CITY THUNDER

PLAYER	G-GS	MIN	FG-FGA	PCT	3FG-FGA	PCT	FT-FTA	PCT	OFF	DEF	TOT	AST	PF-QD	STL	TO	BLK	PTS	AVG
Griffin, B	3-3	108:24	28-49	0.571	0-0	0.000	18:24	0.750	9	17	26	11	15-1	5	9	3	74	24.7
Crawford, J	3-0	88:20	20-49	0.408	7-15	0.467	7-8	0.875	1	2	3	8	3-0	2	5	0	54	18.0
Paul, C	2-2	84:59	10-35	0.286	1-9	0.111	14:15	0.933	4	7	11	17	6-0	8	7	0	35	17.5
Barnes, M	3-1	99:09	14-35	0.400	6-17	0.353	3-4	0.750	8	10	18	2	12-1	6	4	2	37	12.3
Jordan, D	3-1	73:22	9-13	0.692	0-0	0.000	8-14	0.571	5	16	21	0	2-0	3	2	2	26	8.7
Bledsoe, E	3-1	68:13	10-24	0.417	1-1	1.000	4-5	0.800	4	4	8	9	5-0	4	7	3	25	8.3
Butler, C	2-2	44:26	6-14	0.429	0-6	0.000	2-2	1.000	1	0	1	2	4-0	2	0	2	14	7.0
Green, W	2-2	33:00	5-8	0.625	3-4	0.750	0-0	0.000	1	1	2	3	2-0	1	1	0	13	6.5
Odum, L	3-0	65:35	8-17	0.471	2-5	0.400	0-2	0.000	6	14	20	2	10-0	2	4	0	18	6.0
Hill, G	2-0	27:33	4-6	0.667	0-0	0.000	0-0	0.000	1	4	5	0	2-0	0	1	1	8	4.0
Hollins, R	2-0	19:23	3-6	0.500	0-0	0.000	1-1	1.000	2	0	2	0	4-0	0	1	1	7	3.5
Billups, C	1-1	17:39	0-3	0.000	0-3	0.000	0-1	0.000	0	0	0	1	2-0	0	3	0	1	1.0
Tunstall, R	3-0	14:58	0-0	0.000	0-0	0.000	0-0	0.000	0	4	4	1	3-0	0	0	0	0	0.0
CLIPPERS	3-15	745:00	117:259	0.452	20:60	0.333	58:76	0.763	42	79	152	56	70-2	33	47	14	312	104.0
THUNDER	3-15	745:00	115:237	0.485	33:71	0.465	71:87	0.816	36	83	146	67	72-2	30	50	14	334	111.3



LOS ANGELES LAKERS

555 N. Nash St.

El Segundo, CA 90245 • 310-426-6000

Mike D'Antoni
Head Coach



DIRECTORY

President/Governor: Jeanie Buss

General Manager: Mitch Kupchak

Head Coach: Mike D'Antoni

Assistant Coaches: Dan D'Antoni, Kurt Rambis,

Johnny Davis

Athletic Trainer: Gary Vitti

Vice President, Public Relations: John Black

Senior Manager, Public Relations: Alison Bogli

Manager, Public Relations: Calder Hynes

Coordinator, Public Relations: Daniel Ramirez

Assistant, Public Relations: Matt Fleer

GENERAL INFORMATION

Home Court: STAPLES Center (18,997)

Radio: ESPN Radio (710 AM)

John Ireland, Mychal Thompson

Spanish Radio: ESPN Deportes (1330 AM)

Fernando Gonzalez, Pepe Mantilla

Television: Time Warner Cable Sportsnet

Bill McDonald, Stu Lantz

Spanish Television: Time Warner Cable Deportes

Adrian Garcia Marquez, Francisco Pinto

Team Colors: Purple and Gold

LARGEST WINNING MARGIN

OKC: 33 11/30/00 at Seattle 121-88
L.A. Lakers: 38 2/2/68 at Los Angeles 113-151

CURRENT STREAKS VS. LAKERS

SITE	LAST WIN	SCORE	LAST LOSS	SCORE	STREAK
At Home	3/5/13	122-105	2/27/11	87-90	Won 3
At L.A.	1/11/13	116-101	1/27/13	96-105	Lost 1
Overall	3/5/13	122-105	1/27/13	96-105	Won 1

2012-2013 SEASON SERIES (3-1) OKLAHOMA CITY THUNDER VS. L.A. LAKERS

PLAYER	G-GS	MIN	FG-FGA	PCT	3FG-FGA	PCT	FT-FTA	PCT	OFF	DEF	TOT	AST	PF-DO	STL	TO	BLK	PTS	AVG
Durant, K	4-4	165:20	45-92	0.489	9-23	0.391	40-46	0.870	3	25	28	18	12-0	4	8	1	139	34.8
Westbrook, R	4-4	150:10	43-98	0.439	7-20	0.350	21-28	0.750	10	17	27	36	12-0	7	10	1	114	28.5
Martin, K	4-0	99:57	17-40	0.425	7-21	0.333	5-7	0.714	1	7	8	9	6-0	1	4	0	46	11.5
Ibaka, S	4-4	118:32	21-40	0.525	1-4	0.250	0-0	0.000	9	16	25	0	10-0	2	2	8	43	10.8
Fisher, D	1-0	18:02	3-4	0.750	2-2	1.000	0-0	0.000	0	0	0	0	1-0	2	0	0	10	10.0
Collison, N	4-0	77:07	10-14	0.714	0-0	0.000	7-8	0.875	10	16	26	8	13-0	1	2	1	27	6.8
Sefolosha, T	4-4	126:54	10-18	0.556	4-10	0.400	2-4	0.500	4	12	16	7	15-0	10	4	1	26	6.5
Jackson, R	3-0	36:51	7-13	0.538	0-2	0.000	2-5	0.400	0	5	5	5	4-0	1	1	0	16	5.3
Perkins, K	4-4	91:35	7-17	0.412	0-0	0.000	4-4	1.000	5	18	23	7	14-0	2	6	4	18	4.5
Thabeet, H	4-0	33:34	3-5	0.600	0-0	0.000	1-2	0.500	5	4	9	2	8-0	0	1	0	7	1.8
Liggins, D	3-0	18:53	1-2	0.500	0-0	0.000	0-0	0.000	0	1	1	0	3-0	2	0	1	2	0.7
Maynor, E	2-0	11:18	0-1	0.000	0-1	0.000	0-0	0.000	0	0	0	0	2-0	0	0	0	0	0.0
Brewer, R	1-0	06:07	0-0	0.000	0-0	0.000	0-0	0.000	0	1	1	0	0-0	0	1	0	0	0.0
Lamb, J	1-0	04:26	0-3	0.000	0-2	0.000	0-0	0.000	0	1	1	0	1-0	0	0	0	0	0.0
Jones, P	1-0	01:16	0-1	0.000	0-0	0.000	0-0	0.000	0	0	0	0	0-0	0	0	0	0	0.0
Orlton, D	0-0	00:00	0-0	0.000	0-0	0.000	0-0	0.000	0	0	0	0	0-0	0	0	0	0	0.0
THUNDER	4-20	960:00	167-348	0.480	30-85	0.353	84-106	0.792	47	123	200	94	99-0	33	43	20	448	112.0
LAKERS	4-20	960:00	167-348	0.441	36-102	0.353	89-122	0.730	53	127	222	80	83-2	24	59	14	419	104.8

2012-2013 SEASON SERIES (1-3) LOS ANGELES LAKERS VS. OKLAHOMA CITY THUNDER

PLAYER	G-GS	MIN	
--------	------	-----	--



MEMPHIS GRIZZLIES

FEDEXFORUM
191 Beale Street
Memphis, TN 38103 • 901-205-1234

Dave Joergler
Head Coach



DIRECTORY

Chairman and Controlling Owner: Robert J. Pera

General Manager: Chris Wallace

Head Coach: Dave Joergler

Assistant Coaches: Elston Turner, Duane Ticknor, Bob Thornton, Shawn Respert

Head Athletic Trainer: Drew Graham

Communications & Publications Director: Jason Wallace

Basketball Communications & Publications Coordinator: Ross Wooden

2013-14 VS. GRIZZLIES (ALL TIMES CENTRAL)

12/11/13	Wednesday	at Memphis	7:00 p.m.
1/14/14	Tuesday	at Memphis	7:00 p.m.
2/3/14	Monday	at Oklahoma City	7:00 p.m.
2/28/14	Friday	at Oklahoma City	7:00 p.m.

2012-13 VS. GRIZZLIES

Date	Site	W/L	Score
11/14/12	OKC	L	97-107
1/31/13	Memphis	W	106-89
3/20/13	Memphis	L	90-90 (OT)

GENERAL INFORMATION

Home Court: FedExForum (18,119)

Radio: WMFS 92.9 FM ESPN/680 AM

Eric Hasseltine, Hank McDowell, Elliot Perry

Television: FS Tennessee/SportSouth

Pete Pranica, Sean Tuohy, Brevin Knight, Rob Fischer

Team Colors: Memphis Midnight, Beale Street Blue, Smoke Blue and Grizzlies Gold

LARGEST WINNING MARGIN

OKC:	40	4/3/98	at Vancouver	138-98
Memphis:	25	3/8/06	at Seattle	74-99
	25	11/8/05	at Memphis	69-94

CURRENT STREAKS VS. GRIZZLIES

SITE	LAST WIN	SCORE	LAST LOSS	SCORE	STREAK
At Home	2/3/12	101-94	11/14/12	97-107	Lost 2
At Memphis	1/31/13	106-89	3/20/13	89-90 (OT)	Lost 1
Overall	1/31/13	106-89	3/20/13	89-90 (OT)	Lost 1

2012-2013 SEASON SERIES (1-2) OKLAHOMA CITY THUNDER VS. MEMPHIS

PLAYER	G-GS	MIN	FG-FGA	PCT	3FG-FGA	PCT	FT-FTA	PCT	OFF	DEF	TOT	AST	PF-DQ	STL	TO	BLK	PTS	AVG
Durant, K	3-3	129-54	33-65	0.508	2-7	0.286	25-28	0.893	3	22	25	14	5-0	4	11	4	93	31.0
Westbrook, R	3-3	114-20	22-61	0.361	3-16	0.188	11-15	0.733	5	14	19	22	7-0	6	9	0	58	19.3
Martin, K	3-0	94-47	12-30	0.400	5-10	0.500	11-13	0.846	0	5	5	2	3-0	2	2	0	40	13.3
Ibaka, S	3-3	87-25	11-18	0.611	0-2	0.000	3-4	0.750	5	11	16	1	10-0	2	6	12	25	8.3
Collison, N	3-0	70-00	7-11	0.636	0-0	0.000	7	10	17	3	11-1	2	2	2	2	0	20	6.7
Sefolosha, T	3-3	63-54	6-10	0.600	3-5	0.600	8-33	0.242	2	4	6	3	6-0	2	7	1	20	6.7
Jackson, R	2-0	37-44	4-9	0.444	0-1	0.000	3-3	1.000	0	9	9	1	2-0	0	2	1	11	5.5
Perkins, K	3-3	88-44	6-10	0.600	0-0	0.000	3-6	0.500	3	21	24	4	14-0	0	6	2	15	5.0
Liggins, D	1-0	07-51	1-2	0.500	0-1	0.000	0-0	0.000	0	1	1	1	1-0	0	0	0	2	2.0
Jones, P	1-0	03-50	1-2	0.500	0-0	0.000	0-0	0.000	0	0	0	2	0-0	0	0	0	2	2.0
Thabeet, H	3-0	21-47	2-3	0.667	0-0	0.000	3	4	7	1	4-0	0	0	0	2	4	13	4.3
Maynor, E	2-0	13-39	0-3	0.000	0-1	0.000	2-2	1.000	0	0	0	3	1-0	0	1	0	2	1.0
Fisher, D	1-0	11-06	0-4	0.000	0-2	0.000	0-0	0.000	0	0	0	0	1-0	0	0	0	0	0.0
Brewer, R	0-0	00-00	0-0	0.000	0-0	0.000	0-0	0.000	0	0	0	0	0-0	0	0	0	0	0.0
Lamb, J	0-0	00-00	0-0	0.000	0-0	0.000	0-0	0.000	0	0	0	0	0-0	0	0	0	0	0.0
Orton, D	0-0	00-00	0-0	0.000	0-0	0.000	0-0	0.000	0	0	0	0	0-0	0	0	0	0	0.0
THUNDER	3-15	745-00	105-228	0.461	13-45	0.289	69-83	0.831	28	101	152	57	65-1	18	46	24	292	97.3
GRIZZLIES	3-15	745-00	110-280	0.393	19-57	0.333	47-57	0.825	52	89	165	52	73-0	23	40	10	286	95.3

2012-2013 SEASON SERIES (2-1) MEMPHIS GRIZZLIES VS. OKLAHOMA CITY

PLAYER	G-GS	MIN	FG-FGA	PCT	3FG-FGA	PCT	FT-FTA	PCT	OFF	DEF	TOT	AST	PF-DQ	STL	TO	BLK	PTS	AVG
Gay, R	1-1	42-31	12-21	0.571	2-3	0.667	2-2	1.000	2	4	6	5	3-0	0	2	0	28	28.0
Bayless, J	3-1	85-19	19-35	0.543	8-14	0.571	9-10	0.900	2	5	7	11	13-0	0	7	0	55	18.3
Conley, M	3-3	121-04	20-52	0.385	4-16	0.250	5-6	0.833	6	9	15	16	7-0	5	4	1	49	16.3
Gasol, M	3-3	123-31	17-41	0.415	0-1	0.000	10-15	0.667	5	23	28	6	9-0	2	7	4	44	14.7
Randolph, Z	3-3	115-12	18-54	0.333	0-0	0.000	8-10	0.800	19	29	48	2	8-0	5	11	2	44	14.7
Arthur, D	1-0	24-04	4-10	0.400	1-3	0.333	0-0	0.000	2	2	4	0	2-0	1	1	1	9	9.0
Allen, T	3-3	82-49	9-26	0.346	0-2	0.000	4-4	1.000	9	10	19	3	12-0	4	3	1	22	7.3
Prince, T	1-1	43-16	3-13	0.231	1-2	0.500	0-0	0.000	2	1	3	1	3-0	0	1	0	7	7.0
Pondexter, Q	2-0	42-12	4-12	0.333	3-8	0.375	2-2	1.000	2	3	5	2	4-0	0	1	0	13	6.5
Ellington, W	0-0	11-21	3-5	0.600	0-1	0.000	0-0	0.000	0	0	0	1	2-0	0	0	0	6	6.0
Wroten, T	2-0	14-24	1-2	0.500	0-1	0.000	6-6	1.000	0	0	0	5	4-0	2	2	0	8	4.0
Johnson, C	1-0	21-04	0-6	0.000	0-5	0.000	1-2	0.500	2	0	2	0	3-0	2	1	0	1	1.0
Speights, M	1-0	07-22	0-3	0.000	0-0	0.000	0-0	0.000	1	2	3	0	0-0	0	0	0	0	0.0
Davis, E	1-0	06-14	0-0	0.000	0-0	0.000	0-0	0.000	0	0	0	0	0-0	0	0	1	0	0.0
Leuer, J	1-0	04-30	0-0	0.000	0-0	0.000	0-0	0.000	0	1	1	0	0-0	0	0	0	0	0.0
Daye, A	1-0	00-07	0-0	0.000	0-0	0.000	0-0	0.000	0	0	0	0	0-0	0	0	0	0	0.0
Pittman, D	0-0	00-00	0-0	0.000	0-0	0.000	0-0	0.000	0	0	0	0	0-0	0	0	0	0	0.0
Huddadi, H	0-0	00-00	0-0	0.000	0-0	0.000	0-0	0.000	0	0	0	0	0-0	0	0	0	0	0.0
Selby, J	0-0	00-00	0-0	0.000	0-0	0.000	0-0	0.000	0	0	0	0	0-0	0	0	0	0	0.0
GRIZZLIES	3-15	745-00	110-280	0.393	19-57	0.333	47-57	0.825	52	89	165	52	73-0	23	40	10	286	95.3
THUNDER	3-15	745-00	105-228	0.461	13-45	0.289	69-83	0.831	28	101	152	57	65-1	18	46	24	292	97.3



MIAMI HEAT

AMERICAN AIRLINES ARENA
601 Biscayne Blvd.
Miami, FL 33132 • 786-777-4328

Erik Spoelstra
Head Coach



DIRECTORY

Managing General Partner: Micky Arison

President: Pat Riley

Head Coach: Erik Spoelstra

Assistant Coaches: Bob McAdoo, Ron Rothstein, David Fizdale, Dan Craig, Juwan Howard

Head Athletic Trainer: Jay Sabol

Vice President, Sports Media Relations: Tim Donovan

Director of Sports Media Relations: Rob Wilson

Assistant Director of Sports Media Relations: Michael Lissack

Sports Media Relations Manager: Nick Maiorana

2013-14 VS. HEAT (ALL TIMES CENTRAL)

1/29/14	Wednesday	at Miami	6:00 p.m.
2/20/14	Thursday	at Oklahoma City	7:00 p.m.

2012-13 VS. HEAT

Date	Site	W/L	Score
12/25/12	Miami	L	97-103
2/14/13	OKC	L	100-110

GENERAL INFORMATION

Home Court: American Airlines Arena (19,600)

Radio: The Ticket (790 AM & 104.3 FM)

Mike Inglis, John Crotty

Spanish Radio: WAQI (710 AM)

Jose Paneda, Joe Pujala

Television: Sun Sports

Eric Reid, Tony Fiorentino, Jason Jackson

Team Colors: Red, Yellow, Black, White

LARGEST WINNING MARGIN

OKC:	32	1/12/96	at Seattle	113-81
Miami:	18	3/2/00	at Miami	83-101

CURRENT STREAKS VS. HEAT

SITE	LAST WIN	SCORE	LAST LOSS	SCORE	STREAK
At Home	3/25/12	103-87	2/14/13	100-110	Lost 1
At Miami	3/16/11	96-85	12/25/12	97-103	Lost 2
Overall	3/25/12	103-87	2/14/13	100-110	Lost 3

2012-2013 SEASON SERIES (0-2) OKLAHOMA CITY THUNDER VS. MIAMI

PLAYER	G-GS	MIN	FG-FGA	PCT	3FG-FGA	PCT	FT-FTA	PCT	OFF	DEF	TOT	AST	PF-DQ	STL	TO	BLK	PTS	AVG
Durant, K	2-2	86.24	23-45	0.511	3-9	0.333	24-26	0.923	1	14	15	7	10-1	1	9	3	73	36.5
Westbrook, R	2-2	87.07	12-38	0.316	1-5	0.200	22-25	0.880	6	10	16	13	9-0	3	11	1	47	23.5
Martin, K	2-0	62.20	6-15	0.400	3-7	0.429	9-10	0.900	0	5	5	1	5-0	2	2	0	24	12.0
Ibaka, S	2-2	72.10	9-16	0.563	0-1	0.000	3-4	0.750	4	8	12	0	6-0	0	2	1	21	10.5
Perkins, K	2-2	49.14	5-12	0.417	0-0	0.000	2-2	1.000	2	8	10	1	6-0	2	4	1	12	6.0
Jackson, R	2-0	35.06	3-7	0.429	1-4	0.250	3-3	1.000	0	2	2	2	3-0	0	3	0	10	5.0
Collison, N	2-0	34.19	2-5	0.400	0-0	0.000	2-2	1.000	2	4	6	2	4-0	1	0	0	6	3.0
Sefolosha, T	2-2	51.54	2-5	0.400	0-3	0.000	0-0	0.000	1	6	7	4	5-0	4	1	0	4	2.0
Liggins, D	1-0	00.30	0-0	0.000	0-0	0.000	0-0	0.000	0	0	0	0	0-0	0	0	0	0	0.0
Jones, P	1-0	00.28	0-0	0.000	0-0	0.000	0-0	0.000	0	0	0	0	0-0	0	0	0	0	0.0
Orton, B	0-0	00.28	0-1	0.000	0-0	0.000	0-0	0.000	0	1	1	0	0-0	0	0	0	0	0.0
Lamb, J	0-0	00.00	0-0	0.000	0-0	0.000	0-0	0.000	0	0	0	0	0-0	0	0	0	0	0.0
Thabeet, H	0-0	00.00	0-0	0.000	0-0	0.000	0-0	0.000	0	0	0	0	0-0	0	0	0	0	0.0
Maynor, E	0-0	00.00	0-0	0.000	0-0	0.000	0-0	0.000	0	0	0	0	0-0	0	0	0	0	0.0
THUNDER	2-10	480:00	622-144	0.431	8-29	0.276	652-970	0.933	16	58	93	30	48-1	13	38	6	197	98.5
HEAT	2-10	480:00	79-168	0.470	19-57	0.333	36-41	0.878	22	58	90	43	55-1	16	28	9	213	106.5



MILWAUKEE BUCKS

BMO HARRIS BRADLEY CENTER
1001 N. Fourth Street
Milwaukee, WI 53203 • 414-227-0500

Larry Drew
Head Coach



DIRECTORY

President: Herb Kohl
General Manager: John Hammond
Head Coach: Larry Drew
Assistant Coaches: Jim Cleamons, Bob Bender, Nick Van Exel, Scott Williams, Josh Oppenheimer
Head Athletic Trainer: Scott Barthlame
Vice President of Public Relations: Dan Smyczek
Public Relations Manager: Mark Rosenberg
Public Relations Coordinator: Kristen Deahl

2013-14 VS. BUCKS (ALL TIMES CENTRAL)

11/16/13	Saturday	at Milwaukee	7:30 p.m.
1/11/14	Saturday	at Oklahoma City	7:00 p.m.

2012-13 VS. BUCKS

Date	Site	W/L	Score
3/30/13	Milwaukee	W	109-99
4/17/13	OKC	L	89-95

THUNDER VS. BUCKS ALL-TIME

YEAR	TOTAL	YEAR	TOTAL
1968-69	5-3	1991-92	1-1
1969-70	1-5	1992-93	2-0
1970-71	1-5	1993-94	2-0
1971-72	0-6	1994-95	2-0
1972-73	1-5	1995-96	2-0
1973-74	2-4	1996-97	1-1
1974-75	3-1	1997-98	1-1
1975-76	3-2	1998-99	0-1
1976-77	3-1	1999-00	1-1
1977-78	3-1	2000-01	2-0
1978-79	2-2	2001-02	2-0
1979-80	4-2	2002-03	1-1
1980-81	0-2	2003-04	1-1
1981-82	2-0	2004-05	1-1
1982-83	2-0	2005-06	1-1
1983-84	1-1	2006-07	1-1
1984-85	0-2	2007-08	1-1
1985-86	0-2	2008-09	0-2
1986-87	0-2	2009-10	1-1
1987-88	1-1	2010-11	1-1
1988-89	1-1	2011-12	1-0
1989-90	0-2	2012-13	1-1
1989-90	0-2	Totals	63-66
1990-91	1-1		

GENERAL INFORMATION

Home Court: BMO Harris Bradley Center (18,717)
Radio: Newsradio 620 WTMJ AM
Ted Davis, Dennis Krause
Television: FOX Sports Wisconsin
Jim Paschke, Jon McGlocklin
Team Colors: Forest Green, Red, Silver

LARGEST WINNING MARGIN

OKC:	31	1/22/91	at Seattle	132-101
Milwaukee:	44	12/19/72	at Milwaukee	77-121

CURRENT STREAKS VS. BUCKS

SITE	LAST WIN	SCORE	LAST LOSS	SCORE	STREAK
At Home	11/27/09	108-90	4/17/13	89-95	Lost 2
At Milwaukee	3/30/12	109-99	1/2/10	97-103 (OT)	Won 3
Overall	3/30/12	109-99	4/17/13	89-95	Lost 1

2012-2013 SEASON SERIES (1-1) OKLAHOMA CITY THUNDER VS. MILWAUKEE

PLAYER	G-GS	MIN	FG-FGA	PCT	3FG-FGA	PCT	FT-FTA	PCT	OFF	DEF	TOT	AST	PF-DQ	STL	TO	BLK	PTS	AVG
Durant, K	1-1	37:50	10-19	0.526	1-2	0.500	9-10	0.900	1	7	8	5	0-0	1	1	1	30	30.0
Westbrook, R	1-1	30:48	6-12	0.500	1-5	0.167	4-5	0.800	1	4	5	2	3-0	1	1	0	17	17.0
Martin, K	1-1	38:45	7-15	0.467	0-0	0.000	0-1	0.000	2	7	9	0	2-0	1	1	0	14	14.0
Jackson, R	2-0	51:02	10-21	0.476	0-6	0.000	7-7	1.000	1	5	6	6	3-0	2	2	0	27	13.5
Westbrook, R	2-2	44:31	8-23	0.348	1-4	0.250	10-14	0.714	2	11	13	13	4-0	3	5	1	27	13.5
Lamb, J	1-0	41:08	6-21	0.286	0-6	0.000	1-1	1.000	2	5	7	2	2-0	0	2	1	13	13.0
Ibaka, S	2-2	39:19	11-14	0.786	0-1	0.000	2-3	0.667	3	5	8	0	1-0	0	2	9	24	12.0
Collison, N	1-0	24:08	5-6	0.833	0-0	0.000	0-0	0.000	3	3	6	2	2-0	1	1	1	10	10.0
Orton, D	1-0	21:18	2-3	0.667	0-0	0.000	1-1	1.000	0	3	3	0	5-0	1	0	0	5	5.0
Fisher, D	2-0	39:18	3-11	0.273	1-5	0.167	2-2	1.000	0	2	2	1	4-0	2	1	9	4.5	
Sefolosha, T	2-2	24:04	3-6	0.500	3-4	0.750	0-0	0.000	0	2	2	5	1-0	1	1	0	9	4.5
Thabeet, H	1-1	20:37	2-2	1.000	0-0	0.000	0-0	0.000	4	4	8	2	2-0	2	1	0	4	4.0
Perkins, K	1-1	18:05	2-4	0.500	0-0	0.000	0-0	0.000	0	4	4	0	4-0	0	0	0	4	4.0
Liggins, D	1-0	17:17	1-2	0.500	0-1	0.000	1-2	0.500	0	2	2	0	1-0	1	1	0	3	3.0
Brewer, R	2-0	31:50	1-5	0.200	0-1	0.000	0-0	0.000	4	5	9	2	0-0	1	0	0	2	1.0
THUNDER	2-10	480:00	77-164	0.470	7-37	0.189	37-46	0.804	23	69	102	40	34-0	15	21	14	198	99.0
BUCKS	2-10	480:00	73-183	0.399	22-56	0.393	26-33	0.788	36	62	111	42	31-0	12	21	5	194	97.0

2012-2013 SEASON SERIES (1-1) MILWAUKEE BUCKS VS. OKLAHOMA CITY THUNDER

PLAYER	G-GS	MIN	FG-FGA	PCT	3FG-FGA	PCT	FT-FTA	PCT	OFF	DEF	TOT	AST	PF-DQ	STL	TO	BLK	PTS	AVG
Ilyasova, E	1-1	33:56	12-22	0.545	4-6	0.667	1-1	1.000	4	10	14	2	3-0	1	1	0	29	29.0
Henson, J	1-1	44:22	11-19	0.579	0-0	0.000	6-8	0.750	8	8	16	1	0-0	0	2	0	28	28.0
Jennings, B	2-2	60:33	9-27	0.333	7-16	0.438	0-0	0.000	0	3	3	6	4-0	4	0	0	25	12.5
Sanders, L	1-1	29:51	5-9	0.556	0-0	0.000	2-2	1.000	4	6	10	1	3-0	0	0	0	12	12.0
Redick, J	2-0	58:53	8-22	0.364	3-10	0.300	3-3	1.000	4	1	5	7	2-0	1	3	0	22	11.0
Udonis, E	2-1	42:19	5-9	0.556	0-0	0.000	8-10	0.800	7	10	17	2	4-0	1	3	18	9.0	
Avon, G	1-0	27:28	4-9	0.444	0-0	0.000	0-0	0.000	3	9	12	1	2-0	0	0	1	8	8.0
Daniels, M	2-1	48:55	5-17	0.294	2-5	0.400	3-4	0.750	4	2	6	5	4-0	4	5	0	15	7.5
Dunleavy, M	2-0	34:10	5-13	0.385	2-6	0.333	2-3	0.667	0	4	4	0	1-0	1	0	1	14	7.0
Smith, I	1-0	25:03	3-8	0.375	1-3	0.333	0-0	0.000	1	6	7	5	1-0	1	0	0	7	7.0
Ellis, M	2-2	50:18	4-20	0.200	2-7	0.286	1-2	0.500	1	1	2	9	3-0	2	3	0	11	5.5
Mbah a Moute, L	2-1	24:12	2-8	0.250	1-3	0.333	0-0	0.000	0	2	2	3	4-0	1	0	0	5	2.5
Gooden, D	0-0	00:00	0-0	0.000	0-0	0.000	0-0	0.000	0	0	0	0	0-0	0	0	0	0	0.0
Dalembert, S	0-0	00:00	0-0	0.000	0-0	0.000	0-0	0.000	0	0	0	0	0-0	0	0	0	0	0.0
Przybylla, J	0-0	00:00	0-0	0.000	0-0	0.000	0-0	0.000	0	0	0	0	0-0	0	0	0	0	0.0
BUCKS	2-10	480:00	73-183	0.399	22-56	0.393	26-33	0.788	36	62	111	42	31-0	12	21	5	194	97.0
THUNDER	2-10	480:00	77-164	0.470	7-37	0.189	37-46	0.804	23	69	102	40	34-0	15	21	14	198	99.0



MINNESOTA TIMBERWOLVES

TARGET CENTER
600 First Avenue North
Minneapolis, MN 55403 • 612-673-1600

Rick Adelman
Head Coach



DIRECTORY

Owner: Glen Taylor
President of Basketball Operations & Minority Owner: Flip Saunders
Head Coach: Rick Adelman
Assistant Coaches: Terry Porter, Jack Sikma, T.R. Dunn, David Adelman
Head Athletic Trainer: Gregg Farnam
Vice President of Communications: Brad Ruiter
Public Relations Manager: Aaron Seehusen
Communications Manager: Dan Bell

2013-14 VS. TIMBERWOLVES (ALL TIMES CENTRAL)

11/1/13	Friday	at Minnesota	7:00 p.m.
12/1/13	Sunday	at Oklahoma City	6:00 p.m.
1/4/14	Saturday	at Minnesota	7:00 p.m.
2/5/14	Wednesday	at Oklahoma City	7:00 p.m.

2012-13 VS. TIMBERWOLVES

Date	Site	W/L	Score
12/20/12	Minnesota	L	93-99
1/9/13	OKC	W	106-84
2/22/13	OKC	W	127-111
3/29/13	Minnesota	L	93-101

GENERAL INFORMATION

Home Court: Target Center (19,356)
Radio: WCCO AM 830
Alan Horton
Television: Fox Sports North
Dave Benz, Jim Peterson
Team Colors: Blue, Green, Silver

LARGEST WINNING MARGIN

OKC:	37	2/14/96	at Seattle	130-93
	37	12/5/92	at Seattle	124-87
Minnesota:	42	1/7/09	at Minnesota	87-129

CURRENT STREAKS VS. TIMBERWOLVES

SITE	LAST WIN	SCORE	LAST LOSS	SCORE	STREAK
At Home	2/22/13	127-111	11/28/08	103-105	Won 7
At Minnesota	4/14/12	115-110	3/29/13	93-101	Lost 2
Overall	2/22/13	127-111	3/29/13	93-101	Lost 1

2011-2012 SEASON SERIES (3-0) OKLAHOMA CITY THUNDER VS. MINNESOTA

PLAYER	G-GS	MIN	FG-FGA	PCT	3FG-FGA	PCT	FT-FTA	PCT	OFF	DEF	TOT	AST	PF-DQ	STL	TO	BLK	PTS	AVG
Durant, K	4-4	153:19	44-74	0.595	5-12	0.417	29-39	1.000	1	28	29	19	12-0	7	14	7	122	30.5
Westbrook, R	7-14	141:13	36-81	0.444	7-14	0.500	29-34	0.853	6	24	30	34	11-0	5	16	1	108	27.0
Martin, K	3-0	76:19	12-32	0.375	6-15	0.400	12-13	0.923	3	4	7	2	10-1	2	3	0	42	14.0
Sefolosha, T	4-4	138:34	14-26	0.538	6-11	0.545	2-3	0.667	2	15	17	6	13-0	9	5	1	36	9.0
Ibaka, S	4-4	135:02	16-33	0.485	1-2	0.500	3-8	0.375	6	24	30	1	5-0	0	4	15	36	9.0
Jackson, R	4-0	75:09	10-26	0.385	1-6	0.167	0-0	0.000	3	4	7	5	13-0	3	2	1	21	5.3
Perkins, K	4-4	82:58	6-13	0.462	0-0	0.000	2-2	1.000	7	8	15	2	18-1	2	10	3	14	3.5
Collison, N	4-0	71:20	5-10	0.500	0-0	0.000	4-4	1.000	5	10	15	6	10-0	2	4	1	14	3.5
Liggins, D	2-0	20:13	2-5	0.400	1-3	0.333	2-2	1.000	1	0	1	1	4-0	2	0	0	7	3.5
Fisher, D	1-0	13:22	1-4	0.250	1-2	0.500	0-0	0.000	0	0	0	1	1-0	0	0	0	3	3.0
Lamb, J	1-0	03:00	1-3	0.333	1-2	0.500	0-0	0.000	0	1	1	0	0-0	0	0	1	3	3.0
Thabeet, H	4-0	33:34	5-7	0.714	0-0	0.000	0-0	0.000	6									



NEW ORLEANS PELICANS

5800 Airline Drive
Metairie, LA 70003 • 504-593-4700

Monty Williams
Head Coach



DIRECTORY

Owner/Chairman of the Board: Tom Benson
General Manager: Dell Demps
Head Coach: Monty Williams
Assistant Coaches: Randy Ayers, Dave Hanners, Bryan Gates, Fred Vinson, Kevin Hanson
Head Athletic Trainer: Jon Ishop
Senior Vice President of Communications/Broadcasting: Greg Bensel
Director of Basketball Communications: Matt Ryan

2013-14 VS. PELICANS (ALL TIMES CENTRAL)
12/6/13 Friday at New Orleans 7:00 p.m.
4/11/14 Friday at Oklahoma City 7:00 p.m.
4/14/14 Monday at New Orleans 7:00 p.m.

2012-13 VS. PELICANS

Date	Site	W/L	Score
11/16/12	New Orleans	W	110-95
12/1/12	New Orleans	W	100-79
12/12/12	OKC	W	92-88
2/27/13	OKC	W	119-74

GENERAL INFORMATION

Home Court: New Orleans Arena (17,003)
Radio: WWL (105.3 FM)
Sean Kelley, John DeShazier
Television: Fox Sports New Orleans
Joel Myers, David Wesley, Jen Hale
Team Colors: Blue, Gold, Red

LARGEST WINNING MARGIN

OKC: 45 2/27/13 at OKC 119-74
New Orleans: 31 1/16/08 at New Orleans 92-123

CURRENT STREAKS VS. HORNETS

SITE	LAST WIN	SCORE	LAST LOSS	SCORE	STREAK
At Home	2/27/13	119-74	1/6/10	92-97	Won 7
At New Orleans	12/1/12	100-79	1/24/11	89-91	Won 3
Overall	2/27/13	119-74	1/24/11	89-91	Won 8

2012-2013 SEASON SERIES (4-0) OKLAHOMA CITY THUNDER VS. NEW ORLEANS

PLAYER	G-GS	MIN	FG-FGA	PCT	3FG-FGA	PCT	FT-FTA	PCT	OFF	DEF	TOT	AST	PF-DQ	STL	TO	BLK	PTS	AVG
Durant, K	4-4	35:12	32-53	0.604	9-16	0.563	27-30	0.900	2	35	37	21	1-0	5	6	2	100	25.0
Martin, K	4-4	102:05	25-49	0.510	11-22	0.500	16-17	0.941	0	16	16	6	5-0	3	4	1	77	19.3
Westbrook, R	4-4	120:38	23-60	0.383	4-11	0.364	21-26	0.808	7	7	14	34	11-0	4	9	1	71	17.8
Ibaka, S	4-4	95:26	21-34	0.618	0-1	0.000	3-6	0.500	8	15	23	1	8-0	4	4	11	45	11.3
Sefolosha, T	4-4	97:26	8-19	0.421	4-11	0.364	9-10	0.900	3	15	18	3	5-0	4	1	3	29	7.3
Jackson, R	4-0	46:14	9-14	0.643	3-5	0.600	0-0	0.000	1	4	5	5	5-0	0	3	1	21	5.3
Perkins, K	4-4	91:08	10-16	0.625	0-0	0.000	0-0	0.000	5	8	13	7	9-0	3	3	7	20	5.0
Collison, N	4-0	79:32	10-15	0.667	0-0	0.000	0-0	0.000	2	10	12	6	8-0	5	5	2	20	5.0
Brewer, R	1-0	12:00	2-4	0.500	1-2	0.500	0-0	0.000	2	2	4	1	0-0	2	2	0	5	5.0
Jones, P	3-0	33:02	5-11	0.455	0-0	0.000	3-4	0.750	2	3	5	2	3-0	1	3	1	13	4.3
Liggins, D	3-0	19:01	3-4	0.750	0-1	0.000	1-1	1.000	0	5	5	0	2-0	1	2	0	7	2.3
Maynor, E	3-0	48:20	2-9	0.222	2-4	0.500	0-0	0.000	0	1	1	10	4-0	3	2	6	2.0	2.0
Lamb, J	1-0	05:49	1-4	0.250	0-0	0.000	0-0	0.000	0	0	0	0	0-0	0	0	0	2.0	2.0
Thabeet, H	4-0	53:33	2-4	0.500	0-0	0.000	1-3	0.333	7	12	19	0	11-0	1	3	7	5.13	5.13
Fisher, D	1-0	20:34	0-4	0.000	0-4	0.000	0-0	0.000	0	0	0	2	1-0	1	0	0	0	0.0
Orton, D	0-0	00:00	0-0	0.000	0-0	0.000	0-0	0.000	0	0	0	0	0-0	0	0	0	0	0.0
THUNDER	4-0	960:00	153-300	0.510	34-78	0.436	81-97	0.835	39	133	196	98	73-0	33	50	36	421	105.3
PELICANS	4-0	960:00	123-319	0.386	28-79	0.354	62-80	0.775	51	100	181	78	85-0	26	52	20	336	84.0

2012-2013 SEASON SERIES (0-4) NEW ORLEANS PELICANS VS. OKLAHOMA CITY

PLAYER	G-GS	MIN	FG-FGA	PCT	3FG-FGA	PCT	FT-FTA	PCT	OFF	DEF	TOT	AST	PF-DQ	STL	TO	BLK	PTS	AVG
Anderson, R	4-3	110:44	23-53	0.434	11-27	0.407	7-10	0.700	11	13	24	9	6-0	4	5	1	64	16.0
Mason Jr., R	3-1	58:05	11-20	0.550	4-8	0.500	3-4	0.750	1	6	7	4	0-0	1	1	1	29	9.7
Davis, A	2-1	57:17	7-22	0.318	0-1	0.000	5-6	0.833	5	10	15	1	3-0	1	4	3	19	9.5
Lopez, R	4-4	107:41	14-35	0.400	0-0	0.000	9-11	0.818	11	7	18	2	5-0	2	3	9	37	9.3
Rivers, A	4-3	123:33	13-39	0.333	4-13	0.308	5-5	1.000	1	7	8	11	11-0	3	6	0	35	8.8
Roberts, B	4-0	94:16	13-35	0.371	5-13	0.385	4-4	1.000	1	4	5	15	6-0	6	4	0	35	8.8
Aminu, A	4-4	92:29	12-31	0.387	0-0	0.000	8-9	0.889	6	20	26	2	12-0	3	6	1	32	8.0
Vasquez, G	4-4	110:51	11-36	0.306	2-9	0.222	3-4	0.750	2	9	11	26	13-0	2	7	0	27	6.8
Henry, J	3-0	46:42	5-15	0.333	0-1	0.000	9-14	0.643	3	3	6	0	8-0	2	5	0	19	6.3
Thomas, L	3-0	48:53	5-9	0.556	0-0	0.000	4-6	0.667	6	6	12	1	6-0	1	1	14	4.7	
Smith, J	3-0	45:05	5-12	0.417	0-1	0.000	4-6	0.667	2	7	9	2	5-0	0	4	14	4.7	
Miller, D	4-0	64:24	4-12	0.333	2-6	0.333	1-1	1.000	2	8	10	5	10-0	1	2	0	11	2.8
Gordon, E	0-0	00:00	0-0	0.000	0-0	0.000	0-0	0.000	0	0	0	0	0-0	0	0	0	0.0	
Carroll, M	0-0	00:00	0-0	0.000	0-0	0.000	0-0	0.000	0	0	0	0	0-0	0	0	0	0.0	
PELICANS	4-0	960:00	123-319	0.386	28-79	0.354	62-80	0.775	51	100	181	78	85-0	26	52	20	336	84.0
THUNDER	4-0	960:00	153-300	0.510	34-78	0.436	81-97	0.835	39	133	196	98	73-0	33	50	36	421	105.3



NEW YORK KNICKS

MADISON SQUARE GARDEN
Two Pennsylvania Plaza
New York, NY 10121 • 212-465-6471

Mike Woodson
Head Coach



DIRECTORY

Executive Chairman, The Madison Square Garden Company: James L. Dolan
President and General Manager: Steve Mills
Head Coach: Mike Woodson
Assistant Coaches: Jim Todd, Darrell Walker, Herb Williams
Head Athletic Trainer: Roger Hinds
Vice President, Public Relations: Jonathan Supranowitz
Manager, Media Relations: Gregg Schwartz

2013-14 VS. KNICKS (ALL TIMES CENTRAL)
12/25/13 Wednesday at New York 1:30 p.m.
2/9/14 Sunday at Oklahoma City 12:00 p.m.

2012-13 VS. KNICKS

Date	Site	W/L	Score
3/7/13	New York	W	95-94
4/7/13	OKC	L	120-125

THUNDER VS. KNICKS ALL-TIME

YEAR	TOTAL	YEAR	TOTAL
1967-68	3-4	1989-90	1-1
1968-69	0-6	1990-91	1-1
1969-70	2-4	1991-92	0-2
1970-71	3-2	1992-93	1-1
1971-72	2-3	1993-94	1-1
1972-73	0-4	1994-95	2-0
1973-74	0-4	1995-96	1-1
1974-75	2-2	1996-97	2-0
1975-76	4-0	1997-98	1-1
1976-77	2-1	1998-99	Did Not Play
1977-78	1-2	1999-00	0-2
1978-79	2-2	2000-01	1-1
1979-80	2-0	2004-05	2-0
1980-81	0-2	2005-06	0-2
1981-82	2-0	2006-07	1-1
1982-83	1-1	2007-08	2-0
1983-84	1-1	2008-09	1-1
1984-85	0-2	2009-10	2-0
1985-86	1-1	2010-11	1-1
1986-87	2-0	2011-12	1-0
1987-88	2-0	2012-13	2-0
1988-89	1-1	Totals	58-62

GENERAL INFORMATION

Home Court: Madison Square Garden (19,812)
Radio: ESPN Radio (98.7 FM)
Spero Dedes, Brendan Brown
Television: MSG Network
Mike Breen, Walt Frazier
Team Colors: Orange, Blue, White

LARGEST WINNING MARGIN

OKC: 26 3/28/98 at Seattle 104-78
New York: 34 11/3/67 at Seattle 100-134

CURRENT STREAKS VS. KNICKS

SITE	LAST WIN	SCORE	LAST LOSS	SCORE	STREAK
At Home	1/14/12	104-92	4/7/13	120-125	Lost 1
At New York	3/7/13	95-94	12/22/10	98-112	Won 1
Overall	3/7/13	95-94	4/7/13	120-125	Lost 1

2012-2013 SEASON SERIES (1-1) OKLAHOMA CITY THUNDER VS. NEW YORK

PLAYER	G-GS	MIN	FG-FGA	PCT	3FG-FGA	PCT	FT-FTA	PCT	OFF	DEF	TOT	AST	PF-DQ	STL	TO	BLK	PTS	AVG
Durant, K	2-2	89:37	16-37	0.432	2-8	0.250	27-30	0.900	0	11	11	13	2-0	0	11	5	61	30.5
Westbrook, R	2-2	69:55	23-49	0.469	3-8	0.375	9-12	0.750	5	12	17	13	4-0	3	6	0	58	29.0
Martin, K	2-0	56:43	9-13	0.692	6-8	0.750	7-8	0.875	0	7	7	5	1-0	2	1	0	31	15.5
Ibaka, S	2-2	72:17	11-13	0.846	1-2	0.500	2-2	1.000	3	12	15	0	8-0	0	3	10	25	12.5
Jackson, R	2-0	33:17	9-13	0.692	3-4	0.750	0-0	0.000	1	5	6	4	6-0	1	0	1	21	10.5
Sefolosha, T	2-2	60:10	4-8	0.500	2-5	0.400	0-0	0.000	1	3	4	1	6-0	5	3	1	10	5.0
Perkins, K	2-2	43:33	3-6	0.500	0-0	0.000	1-2	0.500	5	8	13	0	5-0	1	3	1	7	3.5
Collison, N	2-0	27:20	1-2	0.500	0-0	0.000	0-0	0.000	2	2	4	3	5-0	0	0	1	2	1.0
Fisher, D	2-0	27:08	0-7	0.000	0-3	0.000	0-0	0.000	0	2	2	0	2-0	1	1	0	0	0.0
Brewer, R	0-0	00:00	0-0	0.000	0-0	0.000	0-0	0.000	0	0	0	0	0-0	0	0	0	0	0.0
Lamb, J	0-0	00:00	0-0	0.000	0-0	0.000	0-0	0.000	0	0	0	0	0-0	0	0	0	0	0.0
Jones, P	0-0	00:00	0-0	0.000	0-0	0.000	0-0	0.000	0	0	0	0	0-0	0	0	0	0	0.0
Thabeet, H	0-0	00:00	0-0	0.000	0-0	0.000	0-0	0.000	0	0	0	0	0-0	0	0	0	0	0.0
THUNDER	2-10	480:00	76-148	0.514	17-38	0.447	46-54	0.852	17	62	92	39	39-0	13	29	19	215	107.5
KNICKS	2-10	480:00	81-179	0.453	25-65	0.385	32-38	0.842	31	48	92	32	40-1	15	20	7	219	109.5

2012-2013 SEASON SERIES (1-1) NEW YORK KNICKERBOCKERS VS. OKLAHOMA CITY

PLAYER	G-GS	MIN	FG-FGA	PCT	3FG-FGA	PCT	FT-FTA	PCT	OFF	DEF	TOT	AST	PF-DQ	STL	TO	BLK	PTS	AVG
Anthony, C	1-1	36:38	15-29	0.517	3-6	0.500	3-4	0.750	9	3	12	0	4-0	0	0	1	36	36.0
Smith, J	2-0	71:07	21-47	0.447	8-22	0.364	8-10	0.800	1	9	10	7	6-3	3	5	0	58	29.0
Felton, R	2-2	77:15	11-28	0.393	2-11	0.182	8-9	0.889	3	2	5	11	3-0	2	4	0	32	16.0
Stoudemire, A	1-0	28:55	5-16	0.313	0-0	0.000	6-6	1.000	6	2	8	0	2-0	0	0	2	16	16.0
Copeland, C	1-0	18:32	5-9	0.556	2-3	0.667	1-2	0.500	2	1	3	3	4-0	0	0	1	13	13.0
Chandler, T	2-2	73:51	9-13	0.692	0-0	0.000	6-7	0.857	6	9	15	2	5-0	1	5	2	24	12.0
Kidd, J	2-0	57:32	5-10	0.500	4-7	0.571	0-0	0.000	2	14	16	5	0-0	4	1	1	14	7.0
White, J	1-1	12:21	2-5	0.400	2-3	0.667	0-0	0.000	0	0	0	0	1-0	0	0	0	6	6.0
Novak, S	2-0	24:52	3-6	0.500	3-6	0.500	0-0	0.000	1	3	4	0	1-0	1	1	0	9	4.5
Martin, K	1-0	17:00	2-3	0.667	0-0	0.000	0-0	0.000	1	0	1	0	6-1	1	1	0	4	4.0
Prigioni, P	1-1	18:56	1-2	0.500	1-1	1.000	0-0	0.000	0	0	0	3	3-0	1	2	0	3	3.0
Thomas, K	0-0	05:04	1-2	0.500	0-0	0.000	0-0	0.000	0	2	2	0	0-0	0	0	0	2	2.0
Shumpert, I	2-2	37:57	9-18	0.500	3-9	0.333	3-3	1.000	5	3	8	5	2-0	2	0	0	20	10.0
Cambry, M	0-0	00:00	0-0	0.000	0-0	0.000	0-0	0.000	0	0	0	0	0-0	0	0	0	0	0.0
KNICKS	2-10	480:00	81-179	0.453	25-65	0.385	32-38	0.842	31	48	92	32	40-1	15	20	7	219	109.5
THUNDER	2-10	480:00	76-148	0.514	17-38	0.447	46-54	0.852	17	62	92	39	39-0	13	29	19	215	107.5



ORLANDO MAGIC

AMWAY CENTER
8701 Maitland Summit Blvd.
Orlando, FL 32810 • 407-916-2400

Jacque Vaughn
Head Coach



DIRECTORY

Senior Chairman: Rich DeVos
General Manager: Rob Hennigan
Head Coach: Jacque Vaughn
Assistant Coaches: James Borrego, Wes Unseld Jr., Brett Gunning
Athletic Trainer: Keon Weise
Senior Vice President of Public Relations: Joel Glass
Director of Communications: George Galante
Assistant Director of Communications: Trish Wingerson
Communications Manager: Melanie Curtisinger

2013-14 VS. MAGIC (ALL TIMES CENTRAL)

Date	Day	Location	Time
12/15/13	Sunday	at Oklahoma City	6:00 p.m.
2/7/14	Friday	at Orlando	6:00 p.m.

2012-13 VS. MAGIC

Date	Site	W/L	Score
3/15/13	OKC	W	117-104
3/22/13	Orlando	W	97-89

THUNDER VS. MAGIC ALL-TIME

YEAR	TOTAL	YEAR	TOTAL
1989-90	2-0	2002-03	0-2
1990-91	3-1	2003-04	2-0
1991-92	1-1	2004-05	1-1
1992-93	2-0	2005-06	1-1
1993-94	1-1	2006-07	0-2
1994-95	2-0	2007-08	0-2
1995-96	1-1	2008-09	0-2
1996-97	1-1	2009-10	1-1
1997-98	1-1	2010-11	1-1
1998-99	Did Not Play	2011-12	2-0
1999-00	1-1	2012-13	2-0
2000-01	1-1	Totals	28-20
2001-02	2-0		

GENERAL INFORMATION

Home Court: Amway Center (18,846)
Radio: ESPN 580 Orlando (AM 580)
Dennis Neumann, Richie Aduabo
Spanish Radio: ElOrlandoMagic.com
Joey Colon
Television: FOX Sports Florida
David Steele, Jeff Turner
Team Colors: Blue, Silver, Black

LARGEST WINNING MARGIN

OKC:	40	12/17/94	at Seattle	124-84
Orlando:	31	2/18/94	at Orlando	93-124

CURRENT STREAKS VS. MAGIC

SITE	LAST WIN	SCORE	LAST LOSS	SCORE	STREAK
At Home	3/15/13	117-104	11/12/08	92-109	Won 4
At Orlando	3/22/13	97-89	2/25/11	88-111	Won 2
Overall	3/22/13	97-89	11/28/07	94-110	Won 4

2012-2013 SEASON SERIES (2-0) OKLAHOMA CITY THUNDER VS. ORLANDO

PLAYER	G-GS	MIN	FG-FGA	PCT	3FG-FGA	PCT	FT-FTA	PCT	OFF	DEF	TOT	AST	PF-DQ	STL	TO	BLK	PTS	AVG
Durant, K.	2-2	26:44	15-29	0.517	3-8	0.375	18-23	0.783	2	15	17	5	4-0	6	11	2	51	25.5
Westbrook, R.	2-2	21:41	15-36	0.417	3-8	0.375	9-12	0.750	1	11	12	15	3-0	2	3	2	42	21.0
Ibaka, S.	2-2	63:50	13-21	0.619	0-2	0.000	8-13	0.615	8	11	19	1	2-0	1	4	8	34	17.0
Martin, K.	2-0	46:55	10-19	0.526	3-7	0.429	7-9	0.778	1	8	9	5	4-0	0	3	0	30	15.0
Collison, N.	2-0	37:00	6-9	0.667	0-0	0.000	6-9	0.667	1	5	6	2	2-0	1	1	0	18	9.0
Jones, P.	1-0	11:14	4-5	0.800	0-0	0.000	0-0	0.000	1	4	5	0	0-0	0	1	0	8	8.0
Perkins, K.	2-2	57:59	5-11	0.455	0-0	0.000	1-4	0.250	1	16	17	4	5-0	0	3	3	11	5.5
Sefolosha, T.	2-2	57:01	4-13	0.308	0-5	0.000	2-4	0.500	1	6	7	4	4-0	1	2	0	10	5.0
Jackson, R.	2-0	27:55	2-6	0.333	0-2	0.000	2-2	1.000	2	2	4	1	3-0	2	1	0	6	3.0
Fisher, D.	2-0	25:52	2-6	0.333	0-1	0.000	0-0	0.000	0	5	5	1	2-0	1	1	0	4	2.0
Liggins, D.	1-0	03:49	0-1	0.000	0-1	0.000	0-0	0.000	0	0	0	0	1-0	0	0	0	0	0.0
Brewer, R.	0-0	00:00	0-0	0.000	0-0	0.000	0-0	0.000	0	0	0	0	0-0	0	0	0	0	0.0
Orton, D.	0-0	00:00	0-0	0.000	0-0	0.000	0-0	0.000	0	0	0	0	0-0	0	0	0	0	0.0
Thabeet, H.	0-0	00:00	0-0	0.000	0-0	0.000	0-0	0.000	0	0	0	0	0-0	0	0	0	0	0.0
THUNDER	2-10	480:00	76-156	0.487	9-34	0.265	53-76	0.697	18	83	128	38	30-0	14	31	15	214	107.0
MAGIC	2-10	480:00	76-184	0.424	12-43	0.279	25-31	0.806	18	59	87	32	49-1	22	24	5	193	96.5

2012-2013 SEASON SERIES (0-2) ORLANDO MAGIC VS. OKLAHOMA CITY

PLAYER	G-GS	MIN	FG-FGA	PCT	3FG-FGA	PCT	FT-FTA	PCT	OFF	DEF	TOT	AST	PF-DQ	STL	TO	BLK	PTS	AVG
Nelson, J.	2-2	85:54	17-39	0.436	7-19	0.368	1-2	0.500	1	8	9	17	8-0	0	4	0	42	21.0
Vucevic, N.	1-1	41:27	8-15	0.533	0-0	0.000	5-5	1.000	3	11	14	1	3-0	1	1	0	21	21.0
Harkless, M.	2-2	77:13	16-27	0.593	3-6	0.500	2-5	0.400	4	7	11	1	8-10	3	4	37	18.5	
Harris, T.	2-2	83:14	7-27	0.259	1-5	0.200	14-14	1.000	3	18	21	3	9-10	3	5	1	29	14.5
Afflalo, A.	2-2	54:11	13-30	0.433	0-8	0.000	0-0	0.000	2	4	6	4	5-0	0	3	0	26	13.0
Udrih, B.	2-0	42:24	6-15	0.400	1-3	0.333	2-3	0.667	1	3	4	5	5-0	3	3	0	15	7.5
O'Quinn, K.	2-1	30:54	5-11	0.455	0-0	0.000	1-2	0.500	3	8	11	0	3-0	1	3	0	11	5.5
Nicholson, A.	1-0	21:00	2-7	0.286	0-0	0.000	0-0	0.000	0	0	0	0	2-0	1	1	0	4	4.0
Moore, E.	2-0	27:12	2-10	0.200	0-2	0.000	0-0	0.000	0	0	0	1	2-0	3	0	0	2	2.0
Lamb, D.	2-0	05:33	1-1	1.000	0-0	0.000	0-0	0.000	0	0	0	0	1-0	0	1	0	2	1.0
Jones, D.	2-0	04:56	1-2	0.500	0-0	0.000	0-0	0.000	1	0	1	0	1-0	0	0	0	2	1.0
Harrington, A.	1-0	06:03	0-0	0.000	0-0	0.000	0-0	0.000	0	0	0	0	2-0	0	0	0	0	0.0
Turkoglu, H.	0-0	00:00	0-0	0.000	0-0	0.000	0-0	0.000	0	0	0	0	0-0	0	0	0	0	0.0
MAGIC	2-10	480:00	76-184	0.424	12-43	0.279	25-31	0.806	18	59	87	32	49-1	22	24	5	193	96.5
THUNDER	2-10	480:00	76-156	0.487	9-34	0.265	53-76	0.697	18	83	128	38	30-0	14	31	15	214	107.0



PHILADELPHIA 76ers

WELLS FARGO CENTER
3601 South Broad Street
Philadelphia, PA 19148 • 215-339-7666

Brett Brown
Head Coach



DIRECTORY

Managing Owner: Josh Harris
Co-Managing Owner: David Blitzer
President of Basketball Operations & General Manager: Sam Hinkie
Head Coach: Brett Brown
Assistant Coaches: TBA
Head Athletic Trainer: Kevin Johnson
Director of Public Relations: Mike Preston
Public Relations Coordinators: Sean McCloskey, Rebecca Timms
Director of Statistical Information: Harvey Pollack

2013-14 VS. 76ERS (ALL TIMES CENTRAL)

Date	Day	Location	Time
1/25/14	Saturday	at Philadelphia	6:30 p.m.
3/4/14	Tuesday	at Oklahoma City	7:00 p.m.

2012-13 VS. 76ERS

Date	Site	W/L	Score
11/24/12	Philadelphia	W	116-109 (OT)
1/4/13	OKC	W	109-85

THUNDER VS. 76ERS ALL-TIME

YEAR	TOTAL	YEAR	TOTAL
1967-68	0-7	1991-92	0-2
1968-69	0-6	1992-93	1-1
1969-70	6-0	1993-94	2-0
1970-71	2-3	1994-95	2-0
1971-72	1-4	1995-96	2-0
1972-73	3-1	1996-97	2-0
1973-74	4-0	1997-98	2-0
1974-75	2-2	1998-99	1-0
1975-76	2-2	1999-00	0-2
1976-77	2-2	2000-01	1-1
1977-78	1-3	2001-02	1-1
1978-79	3-1	2002-03	1-1
1979-80	1-1	2003-04	1-1
1980-81	0-2	2004-05	1-1
1981-82	0-2	2005-06	1-1
1982-83	0-2	2006-07	0-2
1983-84	1-1	2007-08	0-2
1984-85	0-2	2008-09	1-1
1985-86	1-1	2009-10	2-0
1986-87	0-2	2010-11	2-0
1987-88	1-1	2011-12	1-0
1988-89	1-1	2012-13	2-0
1989-90	1-1	Totals	59-63
1990-91	1-1		

GENERAL INFORMATION

Home Court: Wells Fargo Center (20,328)
Radio: The Fanatic (95.7 FM/95.0 AM)
Tom McGinnis
Television: Comcast SportsNet, The Comcast Network
Mark Zumoff, Malik Rose
Team Colors: Red, White, Blue

LARGEST WINNING MARGIN

OKC:	56	3/6/93	at Seattle	149-93
Philadelphia:	38	12/20/67	at Seattle	122-160

CURRENT STREAKS VS. 76ERS

SITE	LAST WIN	SCORE	LAST LOSS	SCORE	STREAK
At Home	1/4/13	109-85	12/31/07	90-98	Won 4
At Philadelphia	11/24/12	116-109 (OT)	11/15/08	85-110	Won 4
Overall	1/4/13	109-85	11/15/08	85-110	Won 8

2012-2013 SEASON SERIES (2-0) OKLAHOMA CITY THUNDER VS. PHILADELPHIA

PLAYER	G-GS	MIN	FG-FGA	PCT	3FG-FGA	PCT	FT-FTA	PCT	OFF	DEF	TOT	AST	PF-DQ	STL	TO	BLK	PTS	AVG
Durant, K.	2-2	85:40	18-37	0.486	3-10	0.300	24-27	0.889	1	13	14	8	3-0	5	4	3	63	31.5
Westbrook, R.	2-2	75:28	21-40	0.525	6-9	0.667	9-10	0.900	1	7	8	14	2-0	3	9	1	57	28.5
Ibaka, S.	2-2	65:53	14-22	0.636	0-1	0.000	5-7	0.714	14	5	19	3	5-0	3	5	0	33	16.5
Martin, K.	2-0	68:25	7-18	0.389	5-9	0.556	3-3	1.000	1	6	7	0	3-0	3	4	1	22	11.0
Collison, N.	2-0	44:39	8-11	0.727	0-0	0.000												



PHOENIX SUNS

US AIRWAYS CENTER
201 E. Jefferson Street
Phoenix, AZ 85004 • 602-379-7900

Jeff Hornacek
Head Coach



DIRECTORY

Managing Partner: Robert Sarver
President of Basketball Operations: Lon Babby
Head Coach: Jeff Hornacek
Assistant Coaches: Jerry Sichting, Mike Longabardi, Kenny Gattison, Mark West
Vice President of Athletic Care/Head Athletic Trainer: Aaron Nelson
Vice President, Basketball Communications: Julie Fie
Managers, Basketball Communications: DC Headley, Cole Mickelson
Assistant to VP Basketball Communications: Lori Cook

GENERAL INFORMATION

Home Court: US Airways Center (18,422)
Radio: KTAR 620 AM
Al McCoy, Tim Kempton
Spanish Radio: KSUN 1400 AM
Ivan Valenzuela, Arturo Ochoa
Television: Fox Sports Arizona
Steve Albert, Eddie Johnson, Ann Meyers Drysdale
Team Colors: Purple, Orange, Black, Grey, Yellow

LARGEST WINNING MARGIN

OKC: 44 4/2/88 at Seattle 151-107
Phoenix: 30 12/25/71 at Phoenix 86-116

CURRENT STREAKS VS. SUNS

SITE	LAST WIN	SCORE	LAST LOSS	SCORE	STREAK
At Home	2/8/13	127-96	12/19/10	110-113	Won 5
At Phoenix	2/10/13	97-69	3/14/09	95-106	Won 7
Overall	2/10/13	97-69	12/19/10	110-113	Won 8

2012-2013 SEASON SERIES (4-0) OKLAHOMA CITY THUNDER VS. PHOENIX

PLAYER	G-GS	MIN	FG-FGA	PCT	3FG-FGA	PCT	FT-FTA	PCT	OFF	DEF	TOT	AST	PF	QD	STL	TO	BLK	PTS	AVG
Durant, K	4-4	142:15	37-76	0.487	6-15	0.400	30-30	1.000	1	20	21	10	4-0	4	2	6	110	27.5	
Westbrook, R	4-4	122:33	37-69	0.536	5-10	0.500	22-30	0.733	7	14	21	26	7-0	9	9	1	101	25.3	
Selofosha, T	4-4	119:00	22-33	0.667	11-16	0.688	1-2	0.500	2	8	10	6	5-0	5	5	4	56	14.0	
Ibaka, S	3-3	83:43	14-30	0.467	2-2	1.000	7-7	1.000	2	16	18	6	5-0	1	2	7	37	12.3	
Martin, K	3-0	83:29	12-34	0.353	6-17	0.353	4-6	0.667	1	3	4	3	4-0	4	1	1	34	11.3	
Maynor, E	2-0	16:39	5-7	0.714	1-1	1.000	0-0	0.000	0	0	0	4	0-0	0	2	0	11	5.5	
Perkins, K	4-4	11:02	10-20	0.500	0-1	0.000	1-2	0.500	12	20	32	7	9-0	6	2	7	21	5.3	
Collison, N	4-1	66:02	9-15	0.600	0-0	0.000	0-0	0.000	5	10	15	9	5-0	3	2	1	18	4.5	
Orton, D	2-0	13:12	3-6	0.500	0-0	0.000	3-4	0.750	2	2	4	0	1-0	0	0	0	9	4.5	
Jackson, R	4-0	64:05	6-12	0.500	1-3	0.333	2-5	0.400	0	13	13	16	5-0	4	1	0	15	3.8	
Jones, P	4-0	25:35	7-15	0.467	0-0	0.000	0-0	0.000	2	6	8	1	1-0	0	1	1	14	3.5	
Thabeet, H	4-0	59:11	5-10	0.500	0-0	0.000	1-2	0.500	3	13	16	2	9-0	3	7	5	11	2.8	
Liggins, D	4-0	50:26	1-7	0.143	1-5	0.200	0-2	0.000	1	2	3	1	5-0	0	2	0	3	0.8	
Lamb, J	2-0	02:48	0-0	0.000	0-0	0.000	0-0	0.000	0	0	0	0	0-0	0	0	0	0	0.0	
THUNDER	4-0	960:00	168-334	0.503	33-70	0.471	71-91	0.780	38	127	191	91	60-0	40	38	33	440	110.0	
SUNS	4-0	960:00	141-336	0.420	28-81	0.346	41-55	0.745	52	129	204	73	80-0	16	70	22	351	87.8	

2012-2013 SEASON SERIES (0-4) PHOENIX SUNS VS. OKLAHOMA CITY THUNDER

PLAYER	G-GS	MIN	FG-FGA	PCT	3FG-FGA	PCT	FT-FTA	PCT	OFF	DEF	TOT	AST	PF-QD	STL	TO	BLK	PTS	AVG
Beasley, M	3-0	75:58	17-41	0.415	4-9	0.444	5-8	0.625	10	16	26	5	8-0	1	11	2	43	14.3
Dragic, G	4-4	126:13	19-43	0.442	7-18	0.389	7-10	0.700	1	10	11	19	10-0	2	13	2	52	13.0
Scout, L	4-4	93:07	19-48	0.396	0-1	0.000	5-7	0.714	4	13	17	6	10-0	3	5	1	43	10.8
O'Neal, J	3-0	64:29	14-22	0.636	0-0	0.000	3-3	1.000	4	15	19	3	9-0	1	5	5	31	10.3
Gortat, M	4-4	125:33	16-37	0.432	0-0	0.000	7-9	0.778	9	28	37	1	8-0	0	6	4	39	9.8
Telfair, S	4-0	51:35	10-18	0.556	7-12	0.583	4-5	0.800	2	4	6	8	7-0	1	2	1	31	7.8
Brown, S	4-1	99:48	13-33	0.394	2-10	0.200	2-5	0.400	3	8	11	9	4-0	3	6	3	30	7.5
Morris, M	4-0	77:13	12-33	0.364	2-9	0.222	4-4	1.000	5	11	16	6	7-0	3	5	3	30	7.5
Marshall, K	2-0	45:09	5-9	0.556	2-5	0.400	0-0	0.000	0	1	1	5	3-0	1	3	0	12	6.0
Johnson, W	2-0	15:54	4-8	0.500	1-3	0.333	0-0	0.000	1	1	2	2	1-0	0	0	0	9	4.5
Tucker, P	4-4	106:56	7-25	0.280	1-6	0.167	2-2	1.000	10	11	21	3	9-0	0	3	1	17	4.3
Dudley, J	3-3	63:29	3-13	0.231	2-6	0.333	2-2	1.000	3	7	10	3	3-0	1	6	0	10	3.3
Zeller, J	2-0	14:38	2-6	0.333	0-2	0.000	0-0	0.000	0	0	0	4	3	0	0	0	4	2.0
SUNS	4-0	960:00	141-336	0.420	28-81	0.346	41-55	0.745	52	129	204	73	80-0	16	70	22	351	87.8
THUNDER	4-0	960:00	168-334	0.503	33-70	0.471	71-91	0.780	38	127	191	91	60-0	40	38	33	440	110.0



PORTLAND TRAIL BLAZERS

THE ROSE GARDEN
One Center Court, Suite 200
Portland, OR 97227 • 503-234-9291

Terry Stotts
Head Coach



DIRECTORY

Owner: Paul Allen
General Manager: Neil Olshey
Head Coach: Terry Stotts
Assistant Coaches: Jay Triano, David Vanterpool, Nate Tibbetts, Kim Hughes, Dale Osbourne
Head Athletic Trainer: Geoff Clark
Vice President of Sports Communications: Jim Taylor
Sports Communications Director: Collin Romer

2013-14 VS. TRAIL BLAZERS (ALL TIMES CENTRAL)

Date	Site	W/L	Score
12/4/13	Wednesday	at Portland	9:00 p.m.
12/31/13	Tuesday	at Oklahoma City	7:00 p.m.
1/21/14	Tuesday	at Oklahoma City	7:00 p.m.
2/11/14	Tuesday	at Portland	9:00 p.m.

2012-13 VS. TRAIL BLAZERS

Date	Site	W/L	Score
11/2/12	OKC	W	106-72
1/13/13	Portland	W	87-83
3/24/13	OKC	W	103-83
4/12/13	Portland	W	106-90

THUNDER VS. TRAIL BLAZERS ALL-TIME

YEAR	TOTAL	YEAR	TOTAL
1970-71	4-2	1992-93	3-2
1971-72	6-0	1993-94	4-1
1972-73	4-3	1994-95	3-2
1973-74	3-3	1995-96	3-1
1974-75	6-2	1996-97	3-1
1975-76	3-3	1997-98	4-0
1976-77	1-3	1998-99	2-2
1977-78	1-3	1999-00	0-4
1978-79	3-1	2000-01	2-2
1979-80	5-1	2001-02	1-3
1980-81	2-4	2002-03	0-4
1981-82	3-3	2003-04	2-2
1982-83	3-3	2004-05	3-1
1983-84	2-4	2005-06	3-1
1984-85	2-4	2006-07	2-2
1985-86	1-5	2007-08	2-2
1986-87	2-4	2008-09	1-3
1987-88	3-3	2009-10	1-3
1988-89	4-2	2010-11	3-1
1989-90	2-3	2011-12	3-1
1990-91	0-4	2012-13	4-0
1991-92	1-4	Totals	110-102

GENERAL INFORMATION

Home Court: Moda Center (19,980)
Radio: Fox Sports Radio 620 AM
Brian Wheeler, Antonio Harvey
Television: KGW, Comcast SportsNet
Mike Barrett, Mike Rice
Team Colors: Scarlet, Black, White

LARGEST WINNING MARGIN

OKC: 39 4/2/06 at Seattle 122-83
Portland: 35 4/28/99 at Portland 84-119

CURRENT STREAKS VS. TRAIL BLAZERS

SITE	LAST WIN	SCORE	LAST LOSS	SCORE	STREAK
At Home	3/24/13	103-83	1/3/12	93-103	Won 3
At Portland	4/12/13	106-90	4/1/11	91-98	Won 4
Overall	4/12/13	106-90	1/3/12	93-103	Won 7

2012-2013 SEASON SERIES (4-0) OKLAHOMA CITY THUNDER VS. PORTLAND

PLAYER	G-GS	MIN	FG-FGA	PCT	3FG-FGA	PCT	FT-FTA	PCT	OFF	DEF	TOT	AST	PF	QD	STL	TO	BLK	PTS	AVG
Westbrook, R	4-4	134:05	37-81	0.457	3-13	0.231	27-34	0.794	3	15	18	26	7-0	4	9	1	104	26.0	
Durant, K	4-4	148:56	36-63	0.571	5-16	0.313	19-24	0.792	4	32	36	21	5-0	3	16	6	96	24.0	
Martin, K	3-0	89:07	10-29	0.345	5-10	0.500	9-11	0.818	3	4	7	6	4-0	3	3	1	34	11.3	
Ibaka, S	3-3	78:29	15-29	0.517	0-1	0.000	4-6	0.667	5	9	14	2	9-0	0	4	8	34	11.3	
Jackson, R	3-0	57:25	12-23	0.522	1-6	0.167	4-4	1.000	1	9	10	9	1-0	3	2	1	29	9.7	
Collison, N	4-1	99:43	16-20	0.800	0-0	0.000	3-5	0.600	3	16	19	4	10-0	2	2	1	35	8.8	
Liggins, D	2-1	41:31	5-7	0.714	3-3	1.000	0-0	0.000	1	9	10	2	4-0	1	3	0	13	6.5	
Selofosha, T	3-3	60:18	6-12	0.500	3-7	0.429	2-2	1.000	2	9	11	3	6-0	2	1	1	17	5.7	
Fisher, D	2-0	36:09	3-10	0.300	3-8	0.375	0-0	0.000	0	1	1	2	2-0	0	2	0	9	4.5	
Thabeet, H	4-1	61:51	6-10	0.600	0-0	0.000	1-4	0.250	4	11	15	0	13-1	3	2	7	13	3.3	
Lamb, J	1-0	01:08	1-1	1.000	0-0	0.000	0-0	0.000	0	0	0	0	0-0	0	0	0	3	3.0	
Perkins, K	3-3	79:05	3-11	0.273	0-0	0.000	1-2	0.500	3	17	20	0	5-0	4	3	1	7	2.3	
Maynor, E	1-0	15:30	1-1	1.000	0-0	0.000	0-1	0.000	0	0	0	0	1-0	0	1	0	2	2.0	
Orton, D	1-0	14:48	1-4	0.250	0-0	0.000	0-0	0.000	0	1	1	0	2-0	0	1	0	2	2.0	
Jones, P	3-0	14:56	2-3	0.667	0-0	0.000	0-0	0.000	0	3	3	1	3-0	0	1	0	4	1.3	
Brewer, R	2-0	26:59	0-2	0.000	0-0	0.000	0-0	0.000	1	7	8	1	0-0	3	0	0	0	0.0	
THUNDER	4-0	960:00	154-306	0.563	24-65	0.369	70-93	0.753	30	143	205	77	72-0	28	53	27	402	100.5	
TRAIL BLAZERS	4-0	960:00	131-342	0.383	31-93	0.333	55-73	0.753	40	116	199	76	74-1	18	52	12	348	87.0	

2012-2013 SEASON SERIES (0-4) PORTLAND TRAIL BLAZERS VS. OKLAHOMA CITY THUNDER



SACRAMENTO KINGS

SLEEP TRAIN ARENA
One Sports Parkway
Sacramento, CA 95834 • 916-928-0000

Michael Malone
Head Coach



DIRECTORY

Owner and Chairman: Vivek Ranadivé
General Manager: Pete D'Alessandro
Head Coach: Michael Malone
Assistant Coaches: Brendan Malone, Corliss Williamson, Chris Jent, Micah Nori
Head Athletic Trainer: Manny Romero
Vice President, Communications: Donna Schwartz
Director, Media Relations: Chris Clark
Director, Basketball Information: Darryl Arata

2013-14 VS. KINGS (ALL TIMES CENTRAL)

12/3/13	Tuesday	at Sacramento	9:00 p.m.
1/19/14	Sunday	at Oklahoma City	6:00 p.m.
3/28/14	Friday	at Oklahoma City	7:00 p.m.
4/8/14	Tuesday	at Sacramento	9:00 p.m.

2012-13 VS. KINGS

Date	Site	W/L	Score
12/14/12	OKC	W	113-103
1/25/13	Sacramento	W	105-95
4/15/13	OKC	W	104-95

THUNDER VS. KINGS ALL-TIME

YEAR	TOTAL	YEAR	TOTAL
1967-68	1-6	1994-95	2-3
1968-69	3-3	1995-96	4-0
1969-70	2-4	1996-97	3-1
1973-74	4-2	1997-98	3-1
1974-75	3-1	1998-99	2-2
1975-76	3-2	1999-00	2-2
1976-77	3-1	2000-01	2-2
1977-78	3-1	2001-02	2-2
1978-79	2-2	2002-03	1-3
1979-80	3-3	2003-04	1-3
1980-81	3-2	2004-05	3-1
1981-82	3-2	2005-06	1-3
1982-83	4-1	2006-07	1-2
1983-84	4-1	2007-08	1-3
1984-85	2-3	2008-09	2-1
1985-86	0-5	2009-10	3-1
1986-87	3-2	2010-11	4-0
1987-88	4-1	2011-12	3-1
1988-89	5-1	2012-13	3-0
1989-90	2-2	Totals	131-81
1990-91	4-1	vs. Cincinnati	18-11
1991-92	4-1	vs. K.C./Omaha	39-25
1992-93	4-1	vs. Sacramento	74-45
1993-94	5-0		

GENERAL INFORMATION

Home Court: Sleep Train Arena (17,317)
Radio: KHTK 1140 (1140 AM)
Gary Gerould
Television: News 10, Comcast SportsNet
Grant Napear, Jerry Reynolds, Kayte Christensen
Team Colors: Purple, Black, Silver

LARGEST WINNING MARGIN

OKC:	35	12/20/90	at Sacramento	110-75
Sacramento:	33	2/18/00	at Sacramento	85-118

CURRENT STREAKS VS. KINGS

SITE	LAST WIN	SCORE	LAST LOSS	SCORE	STREAK
At Home	4/15/13	104-95	3/30/08	107-120	Won 8
At Sacramento	1/25/13	105-95	2/9/12	101-106	Won 2
Overall	4/15/13	104-95	2/9/12	101-106	Won 6

2012-2013 SEASON SERIES (3-0) OKLAHOMA CITY THUNDER VS. SACRAMENTO

PLAYER	G-GS	MIN	FG-FGA	PCT	3FG-FGA	PCT	FT-FTA	PCT	OFF	DEF	TOT	AST	PF-DQ	STL	TO	BLK	PTS	AVG
Durant, K	3-3	107/20	27-42	0.643	6-12	0.500	24-26	0.923	1	22	23	16	6-0	8	9	3	84	28.0
Martin, K	2-0	65/59	14-29	0.483	7-18	0.389	7-7	1.000	3	5	8	2	4-0	3	6	0	42	21.0
Westbrook, R	3-3	99/17	20-40	0.500	4-13	0.308	10-12	0.833	1	10	11	35	6-0	7	11	1	52	17.3
Ibaka, S	3-3	85/43	19-39	0.487	0-1	0.000	8-10	0.800	7	19	26	0	7-0	3	4	5	46	15.3
Sefolosha, T	3-3	69/44	12-23	0.522	3-12	0.250	4-5	0.800	2	5	7	2	4-0	4	1	3	31	10.3
Orton, D	1-0	21/30	4-6	0.667	0-0	0.000	2-4	0.500	5	2	7	0	3-0	3	2	0	10	10.0
Lamb, J	1-0	12/40	4-8	0.500	0-0	0.000	0-0	0.000	1	1	2	0	1-0	0	0	0	8	8.0
Collison, N	3-0	64/03	6-11	0.545	0-1	0.000	2-2	1.000	4	4	8	4	8-0	1	2	0	14	4.7
Jackson, R	3-0	31/51	6-10	0.600	0-2	0.000	2-2	1.000	2	4	6	4	3-0	0	4	0	14	4.7
Perkins, K	2-2	47/16	3-9	0.333	0-0	0.000	0-0	0.000	2	10	12	3	5-0	0	5	2	6	3.0
Brewer, R	1-0	30/40	1-9	0.111	0-2	0.000	0-0	0.000	5	8	13	3	3-0	0	0	0	2	2.0
Maynor, E	2-0	18/24	2-6	0.333	0-1	0.000	0-0	0.000	1	0	1	9	1-0	0	0	0	4	2.0
Liggins, D	2-0	16/35	1-3	0.333	0-1	0.000	2-2	1.000	3	5	8	1	1-0	0	3	1	4	2.0
Thabeet, H	3-1	42/15	2-3	0.667	0-0	0.000	1-2	0.500	1	5	6	0	10-0	1	3	0	5	1.7
Orton, D	2-0	07/23	0-3	0.000	0-0	0.000	0-0	0.000	1	0	1	0	0-0	0	0	0	0	0.0
THUNDER	3-15	720/00	120-251	0.478	20-67	0.299	62-72	0.861	39	100	162	79	62-0	30	49	18	322	107.3
KINGS	3-15	720/00	108-248	0.435	22-61	0.361	55-73	0.753	27	86	137	52	61-0	30	47	8	293	97.7

2012-2013 SEASON SERIES (0-3) SACRAMENTO KINGS VS. OKLAHOMA CITY

PLAYER	G-GS	MIN	FG-FGA	PCT	3FG-FGA	PCT	FT-FTA	PCT	OFF	DEF	TOT	AST	PF-DQ	STL	TO	BLK	PTS	AVG
Thomas, I	3-2	64/53	17-28	0.607	8-17	0.471	7-7	1.000	1	4	5	3	11-0	2	6	0	49	16.3
Evans, T	3-3	77/17	18-28	0.643	1-3	0.333	8-11	0.727	1	7	8	6	4-0	5	3	0	45	15.0
Brooks, A	1-1	22/38	4-8	0.500	3-3	1.000	1	1	2	1	4	4	3-0	0	3	0	13	13.0
Outlaw, T	2-0	38/50	10-21	0.476	1-4	0.250	4-7	0.571	1	3	4	4	2-0	2	1	0	25	12.5
Thompson, J	3-3	88/46	13-26	0.500	0-1	0.000	10-18	0.556	4	10	14	4	9-0	2	1	0	36	12.0
Aldrich, C	1-0	22/46	6-6	1.000	0-0	0.000	4-4	1.000	0	9	13	0	2-0	0	2	0	12	12.0
Cousins, D	3-3	85/16	11-37	0.297	0-0	0.000	9-11	0.818	6	15	21	6	4-0	4	14	1	31	10.3
Thornhill, M	2-0	43/43	7-18	0.389	3-9	0.333	2-2	1.000	3	2	5	3	5-0	6	3	0	19	9.5
Fredette, J	3-0	57/02	6-24	0.250	4-10	0.400	6-8	0.750	3	4	7	5	1-0	3	4	0	22	7.3
Patterson, P	1-0	21/37	3-5	0.600	0-0	0.000	0-0	0.000	0	5	5	1	0-0	0	0	0	6	6.0
Robinson, T	2-0	36/03	3-7	0.429	0-0	0.000	4-4	1.000	0	7	7	2	2-0	2	3	0	10	5.0
Salmons, J	3-3	80/18	5-20	0.250	2-9	0.222	0-0	0.000	2	13	15	8	9-0	1	2	0	12	4.0
Johnson, J	2-0	33/21	3-9	0.333	0-0	0.000	2-2	1.000	0	5	5	6	4-0	0	2	3	8	4.0
Douglas, T	1-0	14/16	1-3	0.333	1-2	0.500	0-0	0.000	1	0	1	2	3-0	1	0	0	3	3.0
Garcia, F	1-0	13/17	1-6	0.167	0-2	0.000	0-0	0.000	0	0	0	1	1-0	2	0	0	2	2.0
Hayes, C	1-0	12/58	0-2	0.000	0-0	0.000	0-0	0.000	0	1	1	0	1-0	2	0	0	0	0.0
KINGS	3-15	720/00	108-248	0.435	22-61	0.361	55-73	0.753	27	86	137	52	61-0	30	47	8	293	97.7
THUNDER	3-15	720/00	120-251	0.478	20-67	0.299	62-72	0.861	39	100	162	79	62-0	30	49	18	322	107.3



SAN ANTONIO SPURS

AT&T CENTER
One AT&T Center
San Antonio, TX 78219 • 210-444-5500

Gregg Popovich
Head Coach



DIRECTORY

Chairman & CEO: Peter M. Holt
President of Basketball Operations/Head Coach: Gregg Popovich
President of Sports Franchises/General Manager: R.C. Buford
Assistant Coaches: Jim Boylan, Ime Udoka, Sean Marks, Chip Engelland, Chad Forcier
Head Athletic Trainer: Will Sevensen
Senior Director of Basketball Communications: Tom James
Basketball Communications Manager: Kris Davis
Basketball Communications Coordinator: Mitch Heckart

2013-14 VS. SPURS (ALL TIMES CENTRAL)

11/27/13	Wednesday	at Oklahoma City	7:00 p.m.
12/21/13	Saturday	at San Antonio	7:30 p.m.
1/22/14	Wednesday	at Oklahoma City	8:30 p.m.
4/3/14	Thursday	at San Antonio	7:00 p.m.

2012-13 VS. SPURS

Date	Site	W/L	Score
11/1/12	San Antonio	L	84-86
12/17/12	OKC	W	107-93
3/11/13	San Antonio	L	93-105
4/4/13	OKC	W	100-88

THUNDER VS. SPURS ALL-TIME

YEAR	TOTAL	YEAR	TOTAL
1976-77	1-3	1995-96	2-2
1977-78	2-2	1996-97	4-0
1978-79	2-2	1997-98	2-2
1979-80	1-1	1998-99	1-2
1980-81	2-3	1999-00	2-2
1981-82	1-4	2000-01	1-3
1982-83	4-1	2001-02	2-2
1983-84	3-2	2002-03	1-3
1984-85	1-4	2003-04	0-4
1985-86	3-2	2004-05	2-2
1986-87	4-1	2005-06	1-2
1987-88	2-3	2006-07	0-4
1988-89	4-0	2007-08	1-2
1989-90	1-3	2008-09	2-2
1990-91	1-3	2009-10	1-3
1991-92	1-3	2010-11	0-3
1992-93	1-3	2011-12	1-2
1993-94	4-0	2012-13	2-2
1994-95	2-2	Totals	65-84

GENERAL INFORMATION

Home Court: AT&T Center (18,581)
Radio: WOAI (1200 AM)
Bill Schoening
Spanish Radio: KCOR (1350 AM)
Paul Castro
Television: KENS, KMYS, FOX Sports Southwest
Bill Land, Sean Elliott, Andrew Monaco
Team Colors: Silver, Black, White

LARGEST WINNING MARGIN

OKC:	38	4/18/01	at Seattle	105-67
San Antonio:	41	3/25/07	at Seattle	79-120

CURRENT STREAKS VS. SPURS

SITE	LAST WIN	SCORE	LAST LOSS	SCORE	STREAK
At Home	4/4/13	100-88	3/16/12	105-114	Won 2
At San Antonio	11/14/09	101-98	3/11/13	93-105	Lost 6
Overall	4/4/13	100-88	3/11/13	93-105	Won 1

2012-2013 SEASON SERIES (2-2) OKLAHOMA CITY THUNDER VS. SAN ANTONIO

PLAYER	G-GS	MIN	FG-FGA	PCT	3FG-FGA	PCT	FT-FTA	PCT	OFF	DEF	TOT	AST	PF-DQ	STL	TO	BLK	PTS	AVG
Durant, K	4-4	164/22	32-64	0.500	4-8	0.500	25-27	0.926	3	32	35	20	6-0	8	14	0	93	23.3
Westbrook, R	4-4	146/55	32-87	0.368	4-14	0.286	24-29	0.828	10	17	27	27	8-0	8	14	0	92	23.0
Ibaka, S	4-4	140/13	21-40	0.525	1-4	0.250	10-12	0.833	13	40	53	2	15-0	0	6	11	53	13.3
Martin, K	4-0	106/24	15-34	0.441	9-18	0.500	7-7	1.000	1	6	7	7	8-0	2	3	1	46	11.5
Fisher, D	2-0	27-08	6-11	0.545	5-9	0.556	1-2	0.500	1	2	0	0	2-0	1	0	0	18	9.0
Sefolosha, T	4-4	109/30	10-28	0.357	4-13	0.308	4-4	1.000	5	11	16	4	5-0	4	3	2	28	7.0
Collison, N	4-0	85-58	8-18	0.444	0-0	0.000	4-4	1.000	7	13	20	2	11-0	4	7	2	20	5.0
Perkins, K	4-4	108/14	8-20	0.400	0-0	0.000	3-3	1.000	7	8	15	6	15-0	1	2	5	19	4.8
Maynor, E	2-0	21-49	3-7	0.429	1-2	0.500	0-0	0.000	0	4	4	3	0-0	0	3	0	7	3.5
Jackson, R	4-0	27-12	2-9	0.222	1-4	0.250	0-0	0.000	0	5	5	6	2-0	0	1	2	5	1.3
Thabael, H	3-0	19-45	1-2	0.500	0-0	0.000	1-2	0.500	2	4	0	0	0-0	2	1	1	3	1.0
Lamb, J	1-0	01-06	0-0	0.000	0-0	0.000	0-0	0.000	0	0	0	0	0-0	0	0	0	0	0.0
Logins, D	1-0	11-16	0-1	0.000	0-0	0.000	0-0	0.000	0	0	0	0	0-0	0	0	0	0	0.0
Brewer, R	0-0	00-00	0-0	0.000	0-0	0.000	0-0	0.000	0	0	0	0	0-0	0	0	0	0	0.0
Jones, P	0-0	00-00	0-0	0.000	0-0	0.000	0-0	0.000	0	0	0	0	0-0	0	0	0	0	0.0
Orton, D	0-0	00-00	0-0	0.000	0-0	0.000	0-0	0.000	0	0	0	0	0-0	0	0	0	0	0.0
THUNDER	4-20	960/00	138-321	0.430	29-72	0.403	79-90	0.878	49	138	205	77	76-0	27	61	32	384	9.6
SPURS	4-20	960/00	147-323	0.455	27-81	0.333	51-68	0.750	35	120	182	96	70-0	32	52	14	374	9.3



TORONTO RAPTORS

AIR CANADA CENTRE
50 Bay Street, Suite 500
Toronto, Canada M5J 2L2 • 416-815-5600

Dwane Casey
Head Coach



DIRECTORY

Chairman of the Board & NBA Governor:
Lawrence W. Tanenbaum, O.C.

President & General Manager: Masai Ujiri
Head Coach: Dwane Casey

Assistant Coaches: Bill Bayno, Nick Nurse, Jesse Mermuys,
Tom Sterner

Head Athletic Trainer: Scott McCullough

Director, Media Relations: Jim LaBumbar

Manager, Media Relations: Roven Yau

Coordinator, Media Relations: Phil Summers

2013-14 VS. RAPTORS (ALL TIMES CENTRAL)

12/22/13	Tuesday	at Oklahoma City	7:00 p.m.
3/21/14	Sunday	at Toronto	12:00 p.m.

2012-13 VS. RAPTORS

Date	Site	W/L	Score
11/6/12	OKC	W	108-88
1/6/13	Toronto	W	104-92

GENERAL INFORMATION

Home Court: Air Canada Centre (19,800)

Radio: Sportsnet Radio Sportsnet 590 The FAN (AM 590),
TSN Radio (AM 1010)

Paul Jones, Eric Smith, Jack Armstrong

Television: TSN, TSN2, SportsNet, SportsNet One,
SportsNet 360

Matt Devlin, Leo Rautins, Jack Armstrong, Sherman Hamilton

Team Colors: Red, Black, Silver

THUNDER VS. RAPTORS ALL-TIME

YEAR	TOTAL	YEAR	TOTAL
1995-96	1-1	2005-06	1-1
1996-97	2-0	2006-07	1-1
1997-98	2-0	2007-08	1-1
1998-99	Did Not Play	2008-09	1-1
1999-00	0-2	2009-10	2-0
2000-01	0-2	2010-11	0-2
2001-02	2-0	2011-12	1-0
2002-03	2-0	2012-13	2-0
2003-04	1-1	Totals	21-12
2004-05	2-0		

LARGEST WINNING MARGIN

OKC:	44	1/15/97	at Seattle	122-78
Toronto:	17	1/23/00	at Toronto	77-94

CURRENT STREAKS VS. RAPTORS

SITE	LAST WIN	SCORE	LAST LOSS	SCORE	STREAK
At Home	11/6/12	108-88	3/20/11	93-95	Won 2
At Toronto	1/6/13	104-92	12/3/10	99-111	Won 1
Overall	1/6/13	104-92	3/20/11	93-95	Won 3

2012-2013 SEASON SERIES (2-0) OKLAHOMA CITY THUNDER VS. UTAH

PLAYER	G-GS	MIN	FG-FGA	PCT	3FG-FGA	PCT	FT-FTA	PCT	OFF	DEF	TOT	AST	PF-DQ	STL	TO	BLK	PTS	AVG
Westbrook, R.	2-2	63:53	13-20	0.448	3-7	0.429	13-14	0.933	0	5	15	3-0	4	5	1	42	21.0	
Durant, K.	2-2	67:36	10-22	0.455	3-9	0.333	14-15	0.933	1	12	13	10	4-0	3	5	37	18.5	
Ibaka, S.	2-2	59:37	16-21	0.762	0-0	0.000	4-5	0.800	5	7	12	4	4-0	2	7	4	36	18.0
Martin, K.	2-0	56:21	9-21	0.429	2-10	0.200	11-12	0.917	1	5	6	4	6-0	3	6	0	31	15.5
Sefolosha, T.	2-2	49:01	5-11	0.455	4-10	0.400	0-0	0.000	0	7	7	4	5-0	2	1	2	14	7.0
Collison, N.	2-0	34:09	6-10	0.600	0-0	0.000	0-2	0.000	5	7	12	1	3-0	0	1	0	12	6.0
Thabeet, H.	2-0	28:52	2-2	1.000	0-0	0.000	6-6	1.000	1	5	6	0	7-1	1	1	2	10	5.0
Jackson, R.	2-0	21:38	4-11	0.364	2-5	0.400	0-0	0.000	1	2	3	1	3-0	0	1	1	10	5.0
Maynor, E.	2-0	22:12	3-10	0.300	0-3	0.000	3-4	0.750	0	0	0	3	0-0	1	3	0	9	4.5
Perkins, K.	2-2	46:41	4-7	0.571	0-0	0.000	0-0	0.000	4	12	16	4	5-0	1	1	2	8	4.0
Lamb, J.	1-0	05:55	1-3	0.333	1-3	0.333	0-0	0.000	0	1	1	1	0-0	0	0	0	3	3.0
Jones, P.	1-0	18:02	0-3	0.000	0-0	0.000	0-0	0.000	0	3	3	1	2-0	1	1	0	0	0.0
Liggins, D.	2-0	05:03	0-1	0.000	0-0	0.000	0-0	0.000	0	2	3	0	0-0	0	0	0	0	0.0
THUNDER	2-0	480:00	73-151	0.483	15-47	0.319	51-58	0.879	19	68	102	48	42-0	18	34	5	212	106.0
RAPTORS	2-0	480:00	64-160	0.400	15-53	0.283	37-46	0.804	15	53	88	44	42-0	18	34	5	180	90.0

2012-2013 SEASON SERIES (0-2) TORONTO RAPTORS VS. OKLAHOMA CITY

PLAYER	G-GS	MIN	FG-FGA	PCT	3FG-FGA	PCT	FT-FTA	PCT	OFF	DEF	TOT	AST	PF-DQ	STL	TO	BLK	PTS	AVG
Valenciuinas, J.	1-1	31:34	6-9	0.750	0-0	0.000	6-6	1.000	3	3	6	1	1-0	0	3	0	18	18.0
Bargnani, A.	1-1	25:07	5-14	0.357	3-8	0.500	3-3	1.000	0	6	6	0	2-0	0	2	0	16	16.0
Anderson, A.	2-0	51:52	11-20	0.550	4-13	0.308	4-5	0.800	1	3	4	4	5-0	1	3	1	30	15.0
Johnson, A.	2-1	46:21	9-15	0.600	0-0	0.000	3-4	0.750	6	5	11	0	5-0	1	4	3	21	10.5
DeRozan, D.	2-2	60:20	6-26	0.231	0-3	0.000	7-8	0.875	1	3	4	2	4-0	2	4	0	19	9.5
Calderon, J.	2-1	50:05	6-15	0.400	2-8	0.250	4-4	1.000	0	2	2	13	2-0	6	4	0	18	9.0
Lowry, K.	2-1	39:26	4-12	0.333	2-5	0.333	2-3	0.667	0	3	3	12	5-0	2	5	1	12	6.0
McGuire, D.	1-0	14:34	3-4	0.750	0-0	0.000	0-0	0.000	1	3	4	0	1-0	1	2	0	6	6.0
Acy, Q.	1-0	02:54	1-1	1.000	0-0	0.000	4-4	1.000	0	1	1	0	0-0	1	0	0	6	6.0
Davis, E.	2-1	54:23	4-11	0.364	0-0	0.000	2-3	0.667	2	10	12	0	7-0	1	1	0	10	5.0
Ross, T.	2-0	25:26	4-9	0.444	2-4	0.500	0-2	0.000	0	3	3	3	4-0	2	1	0	10	5.0
Pietrus, M.	1-1	16:13	1-4	0.250	1-4	0.250	0-0	0.000	0	1	1	1	1-0	0	1	0	3	3.0
Gray, A.	1-0	07:29	1-1	1.000	0-0	0.000	1-2	0.500	0	2	2	1	2-0	0	0	0	3	3.0
Fields, L.	2-1	35:34	2-9	0.222	0-2	0.000	1-2	0.500	0	4	5	3	2-0	1	1	0	5	2.5
Lucas III, J.	2-0	18:42	1-11	0.091	1-7	0.143	0-0	0.000	0	4	4	4	1-0	0	2	0	3	1.5
Kleiza, L.	0-0	00:00	0-0	0.000	0-0	0.000	0-0	0.000	0	0	0	0	0-0	0	0	0	0	0.0
RAPTORS	2-0	480:00	64-160	0.400	15-53	0.283	37-46	0.804	15	53	88	44	42-0	18	34	5	180	90.0
THUNDER	2-0	480:00	73-151	0.483	15-47	0.319	51-58	0.879	19	68	102	48	42-1	18	35	13	212	106.0



UTAH JAZZ

ENERGY SOLUTIONS ARENA
310 W. South Temple
Salt Lake City, UT 84101 • 801-325-2500

Tyrone Corbin
Head Coach



DIRECTORY

Owner: Gail Miller (The Utah Jazz is a part of Larry H. Miller Sports & Entertainment, a subsidiary of the Larry H. Miller Group of Companies)

Executive VP of Basketball Operations: Kevin O'Connor
Head Coach: Tyrone Corbin

Assistant Coaches: Sidney Lowe, Michael Sanders,
Brad Jones

Head Athletic Trainer: Gary Briggs

Director, Communications: Jonathan Rinehart

Senior Manager, Communications: Derek Garduño

Manager, Communications: Hannah Lee

2013-14 VS. JAZZ (ALL TIMES CENTRAL)

10/30/13	Wednesday	at Utah	8:00 p.m.
11/24/13	Sunday	at Oklahoma City	6:00 p.m.
1/7/14	Tuesday	at Utah	8:00 p.m.
3/30/14	Sunday	at Oklahoma City	6:00 p.m.

2012-13 VS. JAZZ

Date	Site	W/L	Score
11/30/12	OKC	W	106-94
2/12/13	Utah	L	94-109
3/13/13	OKC	W	110-87
4/9/13	Utah	W	90-80

THUNDER VS. JAZZ ALL-TIME

YEAR	TOTAL	YEAR	TOTAL
1974-75	3-1	1995-96	3-1
1975-76	3-1	1996-97	1-3
1976-77	3-1	1997-98	2-2
1977-78	2-2	1998-99	2-2
1978-79	3-0	1999-00	2-2
1979-80	5-1	2000-01	0-4
1980-81	4-1	2001-02	1-3
1981-82	5-0	2002-03	2-2
1982-83	5-0	2003-04	1-3
1983-84	1-4	2004-05	3-1
1984-85	3-2	2005-06	3-1
1985-86	2-3	2006-07	2-2
1986-87	3-2	2007-08	0-4
1987-88	1-4	2008-09	1-3
1988-89	3-1	2009-10	3-1
1989-90	1-3	2010-11	3-1
1990-91	1-3	2011-12	2-1
1991-92	3-1	2012-13	3-1
1992-93	2-2	Totals	91-73
1993-94	3-1	vs. New Orleans	14-5
1994-95	1-3	vs. Utah	77-68

GENERAL INFORMATION

Home Court: Energy Solutions Arena (19,911)

Radio: KZNS (1280 AM/95.7 FM "The Zone")

David Locke, Ron Boone

Television: ROOT Sports

Craig Bolerjack, Matt Harpring

Team Colors: Navy, Dark Yellow, Dark Green, Gray

LARGEST WINNING MARGIN

OKC:	34	11/13/77	at Seattle	117-83
Utah:	36	11/26/86	at Utah	91-127

CURRENT STREAKS VS. JAZZ

SITE	LAST WIN	SCORE	LAST LOSS	SCORE	STREAK
At Home	3/13/13	110-87	10/31/10	99-120	Won 4
At Utah	4/9/13	90-80	3/20/12	90-97	Won 1
Overall	4/9/13	90-80	3/20/12	90-97	Won 2

2012-2013 SEASON SERIES (3-1) OKLAHOMA CITY THUNDER VS. UTAH



WASHINGTON WIZARDS

VERIZON CENTER

601 F Street NW

Washington, DC 20004 • 202-661-5000

Randy Wittman
Head Coach



DIRECTORY

Majority Owner: Ted Leonsis

President: Ernie Grunfeld

Head Coach: Randy Wittman

Assistant Coaches: Don Newman, Don Zierden,

Sam Cassell, Ryan Saunders, Pat Sullivan

Head Athletic Trainer: Eric Waters

Senior Director, Communications: Scott Hall

Director, Communications: Patrick Rees

Manager, Communications: Daren Jenkins

2013-14 VS. WIZARDS (ALL TIMES CENTRAL)

10/10/13 Sunday at Oklahoma City 6:00 p.m.
2/1/14 Saturday at Washington 6:00 p.m.

2012-13 VS. WIZARDS

Date	Site	W/L	Score
1/7/13	Washington	L	99-101
3/27/13	OKC	W	103-80

THUNDER VS. WIZARDS ALL-TIME

YEAR	TOTAL	YEAR	TOTAL
1967-68	2-5	1991-92	2-0
1968-69	2-4	1992-93	2-0
1969-70	4-2	1993-94	2-0
1970-71	2-3	1994-95	2-0
1971-72	3-2	1995-96	1-1
1972-73	0-4	1996-97	2-0
1973-74	2-2	1997-98	1-1
1974-75	1-3	1998-99	0-1
1975-76	1-3	1999-00	2-0
1976-77	3-1	2000-01	2-0
1977-78	1-3	2001-02	1-1
1978-79	2-2	2002-03	1-1
1979-80	1-1	2003-04	1-1
1980-81	1-1	2004-05	0-2
1981-82	1-1	2005-06	1-1
1982-83	1-1	2006-07	0-2
1983-84	1-1	2007-08	0-2
1984-85	2-0	2008-09	1-1
1985-86	1-1	2009-10	2-0
1986-87	1-1	2010-11	2-0
1987-88	2-0	2011-12	0-1
1988-89	1-1	2012-13	1-1
1989-90	2-0	Totals	65-58
1990-91	2-0		

GENERAL INFORMATION

Home Court: Verizon Center (20,278)

Radio: 106.7 The Fan

Dave Johnson, Glenn Consor

Television: Comcast SportsNet

Steve Buchantz, Phil Chenier, Chris Miller

Team Colors: Red, White and Blue

LARGEST WINNING MARGIN

OKC: 29 10/25/78 at Seattle 121-92
29 2/15/00 at Seattle 114-85
Washington: 41 11/11/05 at Washington 96-137

CURRENT STREAKS VS. WIZARDS

SITE	LAST WIN	SCORE	LAST LOSS	SCORE	STREAK
At Home	3/27/13	103-80	3/26/08	99-104	Won 4
At Washington	3/14/11	116-89	1/7/13	99-101	Lost 2
Overall	3/27/13	103-80	1/7/13	99-101	Won 1

2012-2013 SEASON SERIES (1-1) OKLAHOMA CITY THUNDER VS. WASHINGTON

PLAYER	G-GS	MIN	FG-FGA	PCT	3FG-FGA	PCT	FT-FTA	PCT	OFF	DEF	TOT	AST	PF-DQ	STL	TO	BLK	PTS	AVG
Durant, K	2-2	72:47	13-29	0.448	4-9	0.500	19-20	0.950	0	13	13	14	1-0	3	6	1	46	24.5
Westbrook, R	2-2	64:41	9-25	0.360	2-7	0.286	18-21	0.857	2	6	8	12	3-0	3	6	0	38	19.0
Ibaka, S	2-2	64:01	14-25	0.560	1-3	0.333	4-6	0.667	6	12	18	2	3-0	1	3	6	33	16.5
Martin, K	2-0	52:00	9-21	0.429	3-10	0.300	5-6	0.833	1	2	3	1	5-0	1	3	0	26	13.0
Sefolosha, T	2-2	48:25	7-12	0.583	4-6	0.667	4-4	1.000	1	4	5	1	4-0	1	0	2	22	11.0
Lamb, J	1-0	05:57	0-2	0.000	0-1	0.000	6-6	1.000	0	0	0	1	0-0	0	0	0	6	6.0
Jackson, R	2-0	30:59	4-9	0.444	0-2	0.000	1-2	0.500	0	2	2	3	2-0	1	0	0	9	4.5
Collison, N	2-0	37:52	3-5	0.600	0-0	0.000	1-2	0.500	0	5	5	4	3-0	2	1	0	7	3.5
Perkins, K	2-2	50:37	3-6	0.500	0-0	0.000	0-0	0.000	6	16	22	2	7-0	1	5	2	6	3.0
Fisher, D	1-0	14:16	0-3	0.000	0-2	0.000	0	1	1	1	1	1	2	0	0	0	2	2.0
Liggins, D	1-0	04:50	0-1	0.000	0-0	0.000	2-2	1.000	2	1	3	0	0-0	0	0	0	2	2.0
Thabeet, H	2-0	23:04	1-2	0.500	0-0	0.000	1	0	1	0	1	0	5-0	1	1	2	2	1.0
Brewer, R	1-0	05:16	0-0	0.000	0-0	0.000	0-0	0.000	0	2	2	0	1-0	1	0	0	0	0.0
Jones, P	1-0	05:16	0-3	0.000	0-0	0.000	1	1	2	0	0	0	0-0	0	0	0	0	0.0
Maynor, E	0-0	00:00	0-0	0.000	0-0	0.000	0-0	0.000	0	0	0	0	0-0	0	0	0	0	0.0
THUNDER	2-10	480:00	63-143	0.441	14-39	0.359	62-71	0.873	20	65	99	41	35-0	17	29	13	202	101.0
WIZARDS	2-10	480:00	65-171	0.380	15-38	0.395	36-47	0.766	29	59	107	37	48-0	13	31	7	181	90.5

2012-2013 SEASON SERIES (1-1) WASHINGTON WIZARDS VS. OKLAHOMA CITY

PLAYER	G-GS	MIN	FG-FGA	PCT	3FG-FGA	PCT	FT-FTA	PCT	OFF	DEF	TOT	AST	PF-DQ	STL	TO	BLK	PTS	AVG
Beal, B	1-1	44:46	7-17	0.412	5-7	0.714	3-3	1.000	0	5	5	4	1-0	1	2	0	22	22.0
Webster, M	1-1	34:14	7-14	0.500	4-6	0.667	4-5	0.800	0	4	4	2	4-0	1	1	1	22	22.0
Wall, J	1-1	35:15	3-18	0.167	0-1	0.000	12-15	0.800	1	3	4	12	4-0	1	3	0	18	18.0
Seraphin, K	2-1	69:39	14-34	0.412	0-0	0.000	3-6	0.500	7	6	13	0	8-0	0	3	0	31	15.5
Martin, C	1-0	24:55	3-9	0.333	2-7	0.286	4-4	1.000	0	1	1	1	5-0	0	3	0	12	12.0
Temple, G	2-2	73:39	8-19	0.421	3-9	0.333	3-4	0.750	1	4	5	5	6-0	5	7	1	22	11.0
Booker, T	1-1	27:05	5-8	0.625	0-0	0.000	5	0.000	5	3	8	0	2-0	1	0	1	10	10.0
Okafor, E	2-2	63:48	7-19	0.368	0-0	0.000	3-4	0.750	6	16	22	4	3-0	1	3	2	17	8.5
Vesely, J	2-0	35:58	5-9	0.556	0-0	0.000	2-2	1.000	7	6	13	1	4-0	0	3	2	12	6.0
Singleton, C	2-1	40:37	3-12	0.250	1-6	0.167	1-2	0.500	1	4	5	1	5-0	1	3	0	8	4.0
Price, A	1-0	16:19	2-6	0.333	0-0	0.000	0-0	0.000	1	4	5	5	3-0	1	1	0	4	4.0
Ariza, T	1-0	13:46	1-6	0.167	0-2	0.000	1-2	0.500	0	3	3	2	3-0	1	0	0	3	3.0
Hilaro, N	0-0	00:00	0-0	0.000	0-0	0.000	0-0	0.000	0	0	0	0	0-0	0	0	0	0	0.0
Crawford, J	0-0	00:00	0-0	0.000	0-0	0.000	0-0	0.000	0	0	0	0	0-0	0	0	0	0	0.0
Collins, J	0-0	00:00	0-0	0.000	0-0	0.000	0-0	0.000	0	0	0	0	0-0	0	0	0	0	0.0
WIZARDS	2-10	480:00	65-171	0.380	15-38	0.395	36-47	0.766	29	59	107	37	48-0	13	31	7	181	90.5
THUNDER	2-10	480:00	63-143	0.441	14-39	0.359	62-71	0.873	20	65	99	41	35-0	17	29	13	202	101.0

MEDIA INFORMATION





THUNDER BROADCASTERS



BRIAN DAVIS

TELEVISION PLAY-BY-PLAY ANNOUNCER

Brian Davis is in his sixth season as the television voice of the Thunder on Fox Sports Oklahoma. Davis, analyst Grant Long and the Thunder broadcast team have won two regional Emmy awards for game broadcasts. He is also a contributor to the team website, thunder.nba.com, a host on the Thunder Radio Network and a community representative of the team.

An NBA veteran, Davis joined the Thunder in 2008 after serving as host and sideline reporter for Seattle Supersonics' broadcasts on FSN Northwest. He regularly covered the Chicago Bulls during the Michael Jordan era and became a contributor to NBA Radio, hosting game broadcasts and working the sidelines during the playoffs. He later hosted Bulls broadcasts on FSN Chicago and occasionally called Sonics games in Seattle. He has an extensive college play-by-play resume, including the Big Ten, Big 12, Pac-12, Conference USA and the Mid-American Conference.

Davis has called games at the professional level in three other sports: football, as radio voice of the Seattle Seahawks; hockey, in a reserve role with Chicago Blackhawks; and soccer, with Major League Soccer's Chicago Fire. He also worked as pre-season play-by-play announcer for the NFL's Arizona Cardinals.

As a sports anchor for CBS Radio and its Chicago all-news affiliate, Davis covered major events including the Olympics, NBA Finals and Stanley Cup Finals. His college football resume includes play-by-play in the Big 12, SEC, Big Ten, Pac-10 and MAC, plus national network assignments for Westwood One radio. An accomplished interviewer and talk show host, he has won several professional awards, including one for investigative journalism during his days as a news reporter in Chicago.

Davis holds a journalism degree from Northwestern University. He and his wife, Judy, have two children and make their home in the Oklahoma City area.



GRANT LONG

TV ANALYST

Grant Long begins his sixth season with the Oklahoma City Thunder as the team's television analyst. During that time, the Thunder broadcast team has won two regional Emmy Awards for game broadcasts. Long is also a frequent contributor on the team website, thunder.nba.com and on the Thunder Radio Network.

The Eastern Michigan alum spent 15 seasons and appeared in 1,000 career games as a player in the NBA after being drafted 33rd overall in the 1988 NBA Draft by the Miami Heat. He also played for Atlanta, Detroit, Vancouver/Memphis and Boston.

Prior to joining the Thunder, Long was the color analyst with the NBA's Atlanta Hawks broadcast team for two years and served as an analyst with Turner Broadcasting & FOX Network. He was the Hawks' color analyst during the 2003-04 season.

A Thunder community representative, Long recently completed his first book titled "Driving Lessons," a composition of short stories and words of empowerment.



LESLEY McCASLIN

COURTSIDE TV/WEB REPORTER

Lesley McCaslin joins play-by-play announcer Brian Davis, analyst Grant Long and radio announcer Matt Pinto for a second season on the Thunder Broadcast team.

McCaslin comes to the Thunder from Dallas where she worked as an anchor and reporter on FOX Sports Southwest, covering the Dallas Mavericks, Texas Rangers, and Big 12 and Conference USA football. Her career also includes Texas high school football broadcasts and local TV sports reporting in Texas markets Austin and Abilene. She grew up in Lubbock, Texas and graduated from the University of Texas at Austin.

As host and court-side/web reporter, McCaslin anchors the team's pregame show Thunder Live, provides court-side reports during the game broadcasts and is a frequent video contributor to the team website, thunder.nba.com, covering Thunder Basketball and community events. In addition, she is responsible for hosting the weekly Thunder Insider show which appears across various local platforms.

THUNDER BROADCASTERS



MATT PINTO

RADIO PLAY-BY-PLAY ANNOUNCER

Veteran NBA play-by-play announcer Matt Pinto begins his sixth season as the radio voice of the Thunder. He will call all 82 regular-season games on the team's flagship station, WWLS The Sports Animal (98.1 FM) and the 13-station Thunder Radio Network.

Pinto joined the franchise in 2008 and served as play-by-play announcer for one season in Seattle. Prior to joining the franchise, Pinto was in Los Angeles where he has served as the radio voice of the NBA's Clippers for two seasons. From 1997-2005, Pinto was on the Dallas Mavericks' broadcast team, serving as the radio play-by-play voice from 1997-2001 and the television voice from 2001-2005. While in Dallas, Pinto also worked as a talk show host for KESN Radio and was the play-by-play announcer of the NCAA Division IAA regional game of the week for The Football Network. In 1997, Pinto was named best play-by-play announcer for the state of Texas by the Associated Press.

From 1990-1997, Pinto was the radio play-by-play voice of the NBA's Charlotte Hornets. Pinto was also the television play-by-play voice of UN C-Charlotte basketball games and was an occasional host of ESPN national sports talk shows and the play-by-play voice of Westwood One college basketball.

Before joining the NBA ranks, Pinto worked in the sports broadcasting field in Honolulu, Boston, Los Angeles and Amarillo, Texas.

Pinto is blessed to have four wonderful children...Tamara (30), Daryl (28), Nash (5) and Gabriela (2).



ELENO ORNELAS

SPANISH RADIO PLAY-BY-PLAY ANNOUNCER

Eleno Ornelas begins his fifth season as the Thunder's Spanish radio play-by-play announcer of Thunder home games on La Indomable (WKY 930 AM).

Eleno also serves as the Texas Rangers Coordinator of Spanish Broadcasting and play-by-play announcer for all Rangers Spanish radio broadcasts. Ornelas joined the Rangers Spanish radio broadcast team in 2000.

He did both play-by-play and analysis before becoming the full-time play-by-play announcer in 2003. In addition to the Rangers, Ornelas was play-by-play for the Dallas Mavericks and Texas Rangers. Ornelas, is a native of Juarez, Mexico and was a professional baseball announcer in that country before coming to Texas. He has an extensive background as an administrator in the Mexican amateur baseball leagues in North Texas, serving as President of the Dallas League from 1993-98.

2013-14 OKLAHOMA CITY THUNDER RADIO NETWORK

Flagship: WWLS.....	(98.1 FM The Sports Animal) Oklahoma City
KQTZ.....	(105.9 FM) Altus/Hobart, OK
KKBI.....	(106.1 FM) Broken Bow/Idabel, OK
KADS.....	(1240 AM The Sports Animal) Elk City, OK
KCRC.....	(1390 AM) Enid, OK
KQYX.....	(1450 The Score) Joplin, MO
KXCA.....	(1050 AM, 93.7 FM The Ticket) Lawton, OK
KMCO.....	(101.3 FM) McAlester, OK
KWPN.....	(640 AM ESPN) Oklahoma City
WKY.....	(930 AM La Indomable) Spanish, home games only Oklahoma City
KAKC.....	(1300 AM The Buzz) Tulsa, OK
KSIW.....	(1450 AM The Sports Animal) Woodward, OK

Live streaming of games within 75 miles of OKC at www.thesportsanimal.com



BASKETBALL COMMUNICATIONS STAFF



MATT TUMBLESON

DIRECTOR OF BASKETBALL COMMUNICATIONS

Matt Tumbleson begins his third season as the Thunder's Director of Basketball Communications. Tumbleson and the Basketball Communications staff are responsible for promoting the endeavors of the Thunder players, coaches and front office staff both on and off the court. He is also responsible for managing the day-to-day requests from local, national and international media.

Prior to joining the Thunder, Tumbleson served three-plus years as the primary media contact for the Memphis Grizzlies for all business operations, FedExForum and team content away from the court. During the 2010-11 season, Tumbleson took over all team on-court communications initiatives for the club. Before his stint in Memphis, the Buda, Illinois native worked on the team side of communications for the New Jersey Nets and San Antonio Spurs. During the 2005-06 season, Tumbleson worked for both the Spurs media relations and basketball operations department.

Matt resides in Edmond with his wife, Christina and one-year-old son, Teddy.



MICHAEL RAVINA

MANAGER OF BASKETBALL COMMUNICATIONS

Michael Ravina enters his sixth season with the club as Manager of Basketball Communications. The San Rafael, CA native came to Oklahoma City after spending the previous three seasons with the Golden State Warriors Public Relations department.

In his current role, Ravina will serve as a liaison between the Thunder and local, national and international media, assist in the teams credentialing process, author game-notes as well as share duties associated with team travel.

Ravina is a 2005 graduate of Syracuse University with a degree in Communications and Rhetorical Studies and a minor in Spanish Language, Literature and Linguistics.



JOHN READ

MANAGER OF BASKETBALL COMMUNICATIONS

John Read enters his fifth full season with the Oklahoma City Thunder after joining the organization in March of 2009. The Mission Viejo, CA native is a 2006 graduate of Loyola Marymount University with a degree in Business Finance.

Read joined the Thunder after starting the 2008-09 NBA season with the Dallas Mavericks front office. His NBA experience dates back to 2004 when he began working as an intern with the Los Angeles Lakers Public Relations Department.

MEDIA INFORMATION



The following information has been established to assist in your coverage of the Oklahoma City Thunder and to provide a professional working environment for all members of the media.

PR HOTLINE 405-208-4801

The Oklahoma City Thunder PR Hotline is updated daily with practice times, shoot-around times and media availability times.

CHESAPEAKE ENERGY ARENA is located in downtown Oklahoma City at the corner of Reno Avenue and Robinson Avenue. Chesapeake Energy Arena sits in the heart of a downtown renaissance, just steps away from the Cox Convention Center, as well as hotels, restaurants and entertainment venues in downtown Oklahoma City and Bricktown.

PARKING is available on a limited basis and can be requested by calling the Basketball Communications Department. Please confirm your credential and parking spot prior to arriving at the game. Media parking is located in the Cox Convention Center parking garage located just north of the Chesapeake Energy Arena. Media with confirmed parking should enter the Cox Center parking garage off Robinson street just north of Reno.

TELEPHONES are provided in the media workroom and, on a limited basis, courtside. A request for a dedicated phone line can be made by calling the public relations department 24 hours prior to tip-off.

MEDIA SEATING is located on the scorer's table, the second row scorer's table, section 116 and section 103. Media seats will be assigned by the Basketball Communications department and we ask that you please do not switch assigned seats without prior approval from the Basketball Communications department. Seating charts can be found in the media workroom.

MEDIA DINING is provided to working media and will be served in the media dining area 2.5 hours prior to tip-off on game day.

PHOTOGRAPHERS can find photo charts with their assigned spots in the media workroom. All lanes are assigned and photographers cannot switch assigned lanes without approval from a member of the Basketball Communications department. Please be considerate of fans seated directly behind you. For the safety of players, and in accordance with league rules, rubber lenses must be used and photographers are not allowed on the floor at anytime during the game. Remote cameras and tripods are not allowed on the floor. Use of a flash bulb is prohibited. **PHOTOGRAPHERS ARE PROHIBITED TO SHOOT FROM THE GRANDSTAND AREA WITHOUT PRIOR APPROVAL FROM THE PUBLIC RELATIONS DEPARTMENT.**

INTERVIEW REQUESTS requiring special accommodations should be made in advance by contacting the public relations department. For player and coach interview requests, please contact Matt Tumbleson at mtumbleson@thunder-nba.com.

GAME NOTES AND STATISTICS are available in the media room two hours before each game, during the game and after the game. Statistics are distributed to the media seating areas after each quarter. Statisticians for radio and television broadcasts can be arranged by contacting the basketball communications department.



MEDIA INFORMATION

MEDIA COVERING THE THUNDER



DARNELL MAYBERRY
THE OKLAHOMAN



ANTHONY SLATER
THE OKLAHOMAN



BERRY TRAMEL
THE OKLAHOMAN



JENNI CARLSON
THE OKLAHOMAN



RANDY RENNER
NBA.COM



BOB BARRY JR.
KFOR-TV



DEAN BLEVINS
KWTW-TV



BRYAN KEATING
KOCO-TV



MYRON PATTON
KOKH-TV



JOHN ROHDE
107.7 THE FRANCHISE



ROYCE YOUNG
DAILYTHUNDER.COM



INTEGRIS Health Thunder Development Center

The Oklahoma City Thunder began calling the INTEGRIS Health Thunder Development Center home just prior to the start of the 2011-12 season. The 53,000 square foot state-of-the-art practice facility features two full-sized basketball courts, a 27-seat team classroom and a hydrotherapy area which was designed to benefit the Thunder's medical and training staff in the prevention and rehabilitation of injuries.

Funding for the construction of the practice facility and renovations to the team's Chesapeake Energy Arena comes from a one-cent sales tax approved by Oklahoma City voters on March 4, 2008. The 15-month tax took effect on

January 1, 2009 and ran through March 31, 2010. As part of the lease agreement, the Thunder will make an annual rent payment to the City of Oklahoma City.

During the groundbreaking ceremony in August of 2009, Oklahoma City Mayor Mick Cornett commented, "Having the Thunder in Oklahoma City has been a tremendous sense of pride for our community. When the citizens of Oklahoma City passed the Big League City



initiative to renovate the city's downtown arena and build an NBA-leading practice facility, we all looked forward to this day."

INTEGRIS Health is the official health care provider of the Oklahoma City Thunder.