2016-2017 MEDIA GUIDE

GENERAL INFORMATION

2016-17 PHILADELPHIA 76ERS MEDIA GUIDE

GENERAL INFORMATION

Table of Contents 1
Media Guidelines 2
76ers Media Members & Stats Crew 3
TV & Radio Coverage 4-6
Philadelphia 76ers Training Complex 7
NBA Directory 8
NBA D-League Directory 9-10
Delaware 87ers 11-12
The Center Information 13-14

76ERS OWNERSHIP

Managing General Partner Joshua Harris . 15
Co-Managing General Partner David Blitzer 15
Co-Owners 16-19

76ERS FRONT OFFICE & STAFF

76ers Staff Directory 20-23
President of Bball Ops Bryan Colangelo 24
Basketball Operations Front Office 25-26
Head Coach Brett Brown 27
Coaching Staff 28-31
Support and Medical Staff 32-33
Cheif Executive Officer Scott O'Neil 34
Business Operations Front Office 35-38

COMMUNITY RELATIONS

Community Engagement Program 39
Programs and Activities 40-42
World B. Free 43
NBA Cares 44

PLAYERS

Cat Barber 47-48
Jerryd Bayless 49-50
Elton Brand 51-54
Robert Covington 55-56
Joel Embiid 57-58
Jerami Grant 59-60
Gerald Henderson 61-62
Richaun Holmes 63-64
Shawn Long 65-66
Timothe Luwawu-Cabarrot 67-68
T.J. McConnell 69-70
Nerlens Noel 71-72
Jahlil Okafor 73-74
Brandon Paul 75-76
Sergio Rodriguez 77-78
Dario Saric 79-80
Ben Simmons 81-82
Nik Stauskas 83-84
Hollis Thompson 85-86
James Webb III 87-88
Preseason Roster 89
Players in the System 90

YEAR IN REVIEW

Season Statistics 93
Game-by-Game Results 94
Player Season-Highs 95-96
Record Breakdown 97
Season Transactions 98
Game-by-Game Statistics 99-100
Miscellaneous Statistics 101-104
Standings 105
League Leaders 106-109

OPPONENTS

Atlanta Hawks 111-112
Boston Celtics 113-114
Brooklyn Nets 115-116
Charlotte Hornets 117-118
Chicago Bulls 119-120
Cleveland Cavaliers 121-122
Dallas Mavericks 123-124
Denver Nuggets 125-126
Detroit Pistons 127-128
Golden State Warriors 129-130
Houston Rockets 131-132
Indiana Pacers 133-134
Los Angeles Clippers 135-136
Los Angeles Lakers 137-138
Memphis Grizzlies 139-140
Miami Heat 141-142
Milwaukee Bucks 143-144
Minnesota Timberwolves 145-146
New Orleans Pelicans 147-148
New York Knicks 149-150
Oklahoma City Thunder 151-152
Orlando Magic 153-154
Phoenix Suns 155-156
Portland Trail Blazers 157-158
Sacramento Kings 159-160
San Antonio Spurs 161-162
Toronto Raptors 163-164
Utah Jazz 165-166
Washington Wizards 167-168
All-Time Records By Franchise 169

HISTORY

Historical Look at the Sixers 171-173
Ownership/GMs/Nickname 174
All-Time Head Coaches 175-176
Uniform History 177-178
Uniform Number History 179-181
All-Time Draft Picks 182-187
Season-by-Season Statistics 188-189
Yearly Record Breakdown 190
Monthly Record Breakdown 191
Opening Night Lineups 192
Opening Night Results 193
Biggest Wins & Worst Losses 194
Record vs. Division/Conference 195
All-Time High & Low Scores 196-197
All-Time Overtime Results 198-199
Longest Streaks 200
Attendance Breakdown 201-202
Triple-Doubles 203

HONORS

All-NBA Selections 205
Award Winners 206
All-Star Weekend Participants 207
Hall-of-Famers 208
Retired Numbers 209-212

RECORDS

Team Single-Game 215
Team Single-Season 216
Individual Single-Game 217-218
40 & 50-Point Clubs 219-220
Individual Highs (Game) 221
Opponents All-Time Leaders 222
Individual Highs (Season) 223-225
Individual Highs (Career) 226-228
All-Time Rookie Leaders 229
Franchise Scoring Leaders 230
Yearly Leaders 231-240
The Center Records 241-242

PLAYOFFS

Team Single-Game Records 245
Individual Single-Game Records 246
Career Playoff Leaders 247-248
Year-by-Year Breakdown 249
All-Time Playoffs Results 250-255
Deciding Games 256
Round-by-Round Results 257
Single-Game Top Performances 258

YEAR-BY-YEAR RESULTS

1949-50-2015-16 261-327

ALL-TIME SIXERS ROSTER

All-Time Roster 329-393
All-Time Roster By School 394-398
All-Time Alphabetical Roster 399-401

SIXERS QUICK FACTS

Home Court: The Center
Capacity: 20,478
Colors: Red, White, Blue

FRANCHISE TIMELINE

Syracuse Nationals (1949-50)
Philadelphia 76ers (1963-64)

TV OUTLETS

Comcast SportsNet; The Comcast Network

RADIO FLAGSHIP

The Fanatic (97.5 FM, 950 AM)

SIXERS KEY PHONE NUMBERS

Executive Offices: 215.339.7600
Ticket Office: 215.339.7676
Public Relations: 215.339.7666

MAILING ADDRESS

3 Crescent Drive ★ Suite 300
Philadelphia, PA 19112

2016-17 PHILADELPHIA 76ERS MEDIA GUIDE CREDITS: Editor: Rob King; Editorial Assistance: Lara Price, Mike Preston; Design and page layout: Tommy Beebe and Abby Cook, Philadelphia 76ers. Statistical sections of the media guide have been compiled with the help of the Sixers Communications staff with research assistance provided by Elias Stats Bureau.

All NBA and team insignia depicted in this publication are the property of NBA Properties, Inc. and the respective teams of the NBA and may not be reproduced for commercial purposes without the prior written consent of NBA Properties, Inc.

The information contained in this publication was compiled by the Philadelphia 76ers and is provided as a courtesy to our fans and the press and may be used only for personal or editorial purposes. Any commercial use of this information is prohibited without the prior written consent of the Philadelphia 76ers.

© 2016 Philadelphia 76ers

Welcome.

The Philadelphia 76ers would like to welcome all members of the media to the 2016-17 season, our 21st season in The Center and our 54th in the City of Brotherly Love. We ask you to please read this section carefully and thank you in advance for your anticipated cooperation.

Michael Preston
Director of Public Relations

Robert King
Media Relations Coodinator

CREDENTIALS: Appropriate credentials are required for access to The Center and should be kept visible at all times. A limited number of season credentials are issued each season to outlets that plan to cover the Sixers on a game-by-game basis. A single-game credential allows the same access and privileges as a season pass. In accordance with NBA rules, all season passes must include a photo headshot of the approved individual. Media members wishing to cover a single game must contact the Philadelphia 76ers Public Relations staff by noon the day before the intended game. Passes are issued on a space-available basis for all single-game requests. Credentials will be left at the Press Entrance (located on the North side of the Main Concourse Level) and can be picked up two hours prior to tip-off on game nights.

ENTRANCE: Media members attending a Sixers game at The Center should enter the building through the Press Entrance, located on the North side of the Main Concourse Level.

PARKING: Media members wishing to cover a single game, and require parking, must contact the Philadelphia 76ers Public Relations staff at least 48 hours prior to game day. Media members attending Sixers games should park in Lot F, located along the 11th Street side.

MEDIA ROOM: The media room is located at the Northeast corner of the Event Floor Level. Appropriate credentials are required for media room access. The media room consists of a dining facility, working stations and complimentary wireless internet access. Food, game notes, media kits and working space are available to the media during the course of an event. Food and beverages are served two hours before tip-off time. Refreshments are available during the game. A nominal fee of $10 is charged for a pre-game meal.

SEATING: Home and visiting television as well as home and visiting radio will be seated in section 112. All other media will be assigned seats on the baseline (section 118) on a space-available basis.

STILL & VIDEO PHOTOGRAPHERS: Photo work space is limited and your cooperation is appreciated. Still and video photographers are limited to the baselines at each end of the court. In accordance with the NBA policy, no hard-back chairs are permitted courtside and all photographers must keep clear of all designated escape lanes. Rubber lens shades are required for all still photographers who are credentialed to shoot a 76ers game.

LOCKER ROOM ACCESS: The locker rooms are located on the west side (Broad Street) of the Event Level. In accordance with NBA policy, the 76ers locker room will be open 90 minutes prior and close 45 minutes prior to tip-off. Following a ten-minute cooling off period, the locker room will open after the game has been completed. Only credentialed media are allowed in the locker room and no autographs are permitted. All media members are asked to have their passes visible at all times while in The Center.

GAME NOTES & STATS: Game notes for both teams will be available in the press room two hours prior to tip-off. Play-by-play, quarterly boxes, halftime boxes, final notes and quotes will be delivered to all media locations as quickly as possible.

PRACTICES & SHOOTAROUNDS: Sixers practices are held at the Philadelphia 76ers Training Complex located at 67 South Front St. in Camden, NJ. Parking is available across from the practice facility on South Front St. and Harbor Blvd.

TELEPHONES: The Sixers have a limited number of telephones available to working media members in the media section (section 118).

PLEASE NOTE: All policies are subject to change. Please contact a representative with the 76ers Public Relations department with any questions.

GENERAL INFORMATION

76ERS MEDIA MEMBERS

John Clark
WCAU-TV

Bob Cooney
Philadelphia Daily News

Howard Eskin
WTXF-TV

Bob Ford
Philadelphia Inquirer

Dan Gelston
Associated Press

Jessica Camerato
CSNPhilly.com

Jack McCaffery
Delaware County Daily Times

Tom Moore
Calkins Newspapers

Keith Pompey
Philadelphia Inquirer

Ducis Rodgers
WPVI-TV



Molly Sullivan
Comcast SportsNet

Lesley Van Arsdall
KYW-TV

John Smallwood
Philadelphia Daily News

STATS CREW

Ron Pollack, Dave Berman, Scott Berman, Michael Brock, George Burbage, Pete Gancayco, Jan Giel, Josh Ginter, Steve Goldman, Bernie Greenberg, Shaughn Howery, Jack Li, Dan Lobacz, Drew Moceri, Bob Mueller, Jim Murray, Mike Notaro, Brian Pollack, Maria Pollack, Scott Ramalho, Bill Stiles, Mike Sullivan

TELEVISION COVERAGE

Anchored by the performance of multiple Emmy-Award winning play-by-play broadcaster Marc Zumoff, color commentator Alaa Abdelnaby, and sideline reporter Molly Sullivan, Comcast SportsNet and The Comcast Network will team up to broadcast 81 regular season games in the 2016-17 season.

The Sixers flagship station, CSN, will air 69 regular season games, while TCN will broadcast the remaining 12 regular season matchups.

CSN, part of NBC Sports Group, provides award-winning sports news, analysis, live game coverage and original programming to nearly three million viewers in the Philadelphia area, Southern New Jersey and Delaware. Together with TCN, CSN presents more than 500 live game broadcasts annually, featuring the NHL's Philadelphia Flyers, NBA's Philadelphia 76ers, MLB's Philadelphia Phillies, MLS's Philadelphia Union, NCAA and high school events, plus extensive coverage of the Philadelphia Eagles. The network's news and original programming teams have been distinguished with numerous Emmys and Edward R. Murrow Awards, and handle sports coverage for Philadelphia's NBC10 affiliate WCAU-TV. CSNPhilly.com provides fans with comprehensive digital coverage of Philly's hometown teams with highlights, original stories from a team of "Insiders," and up-to-the minute breaking news. Follow CSN on Twitter at @CSNPhilly.

In addition to the outstanding on-air personalities, the Sixers broadcast team also has exceptional behind the scenes talent. Producer J.R. Aguila, is joined in the control room by Director Nick Marchetta. Aguila is a multiple Emmy-Award winner with nearly 35 years of experience working professional sporting events in the Philadelphia market. In addition to the Sixers, Marchetta has directed broadcasts for the Flyers, US Open Tennis and Phillies Baseball.

The duo joins Vice President of Live Events Shawn Oleksiak, a long-time member of the NBA broadcast advisory board and ten-time Emmy winner as well as a producer of over 1,100 Sixers telecasts, to lead a stellar production crew in high definition 76ers broadcasts.

CSN PHILADELPHIA @CSNPHILLY

Brian Monihan
President, Comcast SportsNet

Scott Faccenda
Vice President, Comcast SportsNet Operations

Michelle Murray
Vice President, News Operations

Shawn Oleksiak
Vice President of Live Events

Cynthia Weiss
Vice President, Comcast SportsNet Marketing

Maureen Quilter
Sr. Director, Communications

J.R. Aguila
Broadcast Producer

Nick Marchetta
Broadcast Director

GENERAL INFORMATION

MARC ZUMOFF

Television Play-by-Play Announcer

Emmy-Award winner Marc Zumoff enters his 23rd season as the Sixers television play-by-play announcer and his 35th as a part of the 76ers broadcast team. Zumoff, a Philadelphia native, was officially named play-by-play announcer on Aug. 17, 1994. He has been honored with an Emmy for best sports play-by-play broadcaster 17 times.

Zumoff has been honored by his alma mater, Temple University, with a Lew Klein Award and is a member of the hall of fame for Temple's School of Communications and Theater. He was also inducted into the Philadelphia Jewish Sports Hall of Fame in 2011.

Zumoff is a broadcast coach for both aspiring performers as well as experienced professionals with information available at www.marczumoff.com. He is also co-author of the textbook Total Sportscasting: Performance, Production and Career Development published by Focal Press. Zumoff also appears regularly at community functions on behalf of the team.

Zumoff has done play-by-play for NBC Sports' coverage of the 2016 Rio Olympic games, as he followed the U.S Women's basketball team to its 6th consecutive gold medal. He's also done play-byplay for NBA TV and for Turner Sports coverage of the NBA, including both regular season and playoff games, the network's coverage of the Goodwill Games as well as play-by-play for CSN's coverage of Philadelphia Union Soccer, and college football.

Prior to joining the Sixers broadcast team full time, Zumoff was a part of the now-defunct PRISM Sports Network where he anchored and produced features for 76ers coverage as well as play-by-play for a variety of events and teams in the region, including the Philadelphia Flyers, the Philadelphia Big Five and the Philadelphia Fever of the Major Indoor Soccer League. Zumoff broke into television as the play-by-play talent for the Fever which helped lead to his position with PRISM. During his days at Temple, Zumoff announced Owl football and basketball games.

Following his graduation from Temple University, he had stints as a radio news anchor and reporter at WBUD and WTTM Radio in Trenton, N.J. and WHWH Radio in Princeton, N.J., where he broke into play-by-play announcing Princeton Football and Basketball games. Zumoff lives in suburban Philadelphia with his wife Debbie. They have two sons, Jake and Pace, both of whom work in the aviation industry.

ALAA ABDELNABY

Television Color Commentator

Former Philadelphia 76er and NBA veteran Alaa Abdelnaby enters his second season as a member of the Sixers broadcast team.

His broadcasting resume includes working as a color commentator for Westwood One Radio. He also serves as a color commentator and studio analyst with CBS Sports Network. Abdelnaby has called a number of NCAA Tournament games, including the 2015 Final Four featuring Sixers Jahlil Okafor as a member of the Duke Blue Devils.

Abdelnaby is a 1990 graduate of Duke University, where he was a Third-Team All-ACC selection as a senior while averaging 15 points and 7 rebounds in 38 games played. During his collegiate career, he played in three Final Fours. Abdelnaby became the first-round selection of the Portland Trail Blazers (25th overall) in the 1990 NBA Draft.

Abdelnaby enjoyed a 10 year career in professional basketball, including five seasons in the NBA and a stint with the Sixers in 1995.



MOLLY SULLIVAN

Television Sideline Reporter

Molly Sullivan joined Comcast SportsNet in April 2012. She quickly picked up NBA playoff experience as the Sixers sideline reporter for the final month of the regular season and the Eastern Conference playoffs.

Sullivan also worked for Turner Sports as a reporter during the 2014 NBA Playoffs on TNT and NBA TV. The following year, Sullivan was selected by the National Basketball Association to vote for the league's most outstanding performers of the 2014-15 season.

Prior to reporting on her first love, the NBA, Sullivan spent seven years on the college football and college basketball sidelines for a number of national networks.

A native of Las Vegas and graduate of The University of North Carolina at Chapel Hill, Sullivan is a former ACC champion and four-time NCAA qualifier in the 1650 freestyle for the Tar Heels. She also competed in the 2000 U.S. Olympic Trials for Santa Clara Swim Club.

Sullivan and her husband celebrated the birth of their daughter in May 2016.

RADIO COVERAGE

Sixers fans will be able to catch all the Sixers action on the radio in 2016-17, as Tom McGinnis returns for his 23rd season as Voice of the Sixers. McGinnis, who hosts pregame, halftime and postgame shows for every game, can be heard on the 76ers Radio Network. The Fanatic (97.5 FM) is entering its fourth full season as the Sixers flagship station.

TOM McGINNIS

Radio Play-by-Play Announcer

Tom McGinnis enters his 23rd season as the voice of the Sixers Radio Network. McGinnis has become one of the most recognizable radio personalities in sports today. While handling all the play-by-play on-air, he also serves as the 76ers Director of Radio Broadcasting. McGinnis hosts numerous Sixers events and community relations efforts in the offseason.

He was recently named 2014 Pennsylvania Sportscaster of the Year by the National Sportscasters and Sportswriters Association (NSSA).

McGinnis, who grew up in Spring Valley, Ill., received a degree in Broadcast Journalism from Northern Illinois University in 1984. He played point guard his first two years in college at Benedictine University in Lisle, Ill. A three-sport standout in high school, McGinnis was recently inducted into the Saint Bede Academy Athletic Hall of Fame.

Prior to joining the Sixers for the 1995-96 season, McGinnis recorded 13 years of broadcasting experience, including seven years at local television stations, four years of play-by-play in the CBA with the Cedar Rapids Silver Bullets (1989-90) and LaCrosse Catbirds (1990-93) and two years calling minor league hockey games with the Cleveland Lumberjacks and the South Carolina Stingrays.

McGinnis lives in New Jersey with his wife, Robin Rieger, formerly of KYW-TV, and their two children, Kenna and Luke.

NBA KEY DATES

October 21	NBA Preseason ends
October 24	Rosters set for NBA Opening Day
October 25	Start of the 2016-17 NBA Regular Season (NBA Tip-Off 2016)
January 5	10-day contracts may now be signed
January 10	All contracts are guaranteed for the remainder of the season
January 12	NBA Global Games 2017, Phoenix vs. Dallas (Mexico City)
January 12	NBA Global Games 2017, Denver vs. Indiana (London)
January 14	NBA Global Games 2017, Phoenix vs. San Antonio (Mexico City)
February 17-19	NBA All-Star 2017 (New Orleans, LA)
February xx	Trade deadline, 3 p.m. ET
March 1	Playoff Eligibility Waiver Deadline
April 12 – 15	Portsmouth Invitational Tournament (Portsmouth, VA)
April 12	Regular Season ends
April 14	Rosters set for NBA Playoffs 2016, 3 p.m. ET
April 15	NBA Playoffs 2017 begin
April 23	NBA Early Entry Eligibility Deadline (11:59 p.m. ET)
May 1	Conference Semifinals begin
May 9-15	NBA Draft Combine 2017 (Chicago)
May 16	Conference Finals begin (possible move up to May 14 or 15)
May 16	NBA Draft Lottery 2017
June 1	NBA Finals 2017 begin
June 12	NBA Draft Early Entry Entrant Withdrawal Deadline (5:00 p.m. ET)
June 18	The Finals 2017 latest possible date
June 22	NBA Draft 2017

GENERAL INFORMATION

PHILADELPHIA 76ERS TRAINING COMPLEX

SIXERS PRACTICE FACILITY

The Philadelphia 76ers officially opened the basketball operations portion of the team's 125,000-square-foot Training Complex on September 23, 2016. The Training Complex which is the largest in the NBA. Designed to foster team building and unity, communication, innovation, and the spirit of competition, the basketball operations facility includes two NBA regulation-size basketball courts, a 2,800-square-foot player locker room, and state-of-the-art performance, wellness, recovery, and hydrotherapy rooms. The basketball training facility was conceived to be a 24/7 destination for elite NBA and front office talent with amenities including a player restaurant, private balcony, film, and press room.

DIRECTIONS TO THE PHILADELPHIA 76ERS TRAINING COMPLEX

PHILADELPHIA 76ERS TRAINING COMPLEX
(67 SOUTH FRONT STREET, CAMDEN, NJ 08103)

BY BUS

- ★ Take NJ Transit Bus from Philadelphia (6th and Race St.) to New Jersey (Broadway and Cooper). The facility is a 10 minute walk from that bus stop.

BY CAR

FROM NEW YORK, NEW JERSEY OR NEW ENGLAND:

- ★ Take the New Jersey Turnpike South to Exit 4, which is NJ-73 N.
- ★ Take NJ-73 N to exit NJ-38 W/Kaighns Ave.
- ★ Continue on Kaighns Ave before turning slightly right onto US-30 W.
- ★ Take the exit toward Martin Luther King Blvd. Continine onto MLK Bvld.
- ★ Turn left onto St. Front Street.

FROM PHILADELPHIA INTERNATIONAL AIRPORT, WASHINGTON, D.C., BALTIMORE OR MARYLAND:

- ★ Take Interstate 95 North.
- ★ Take I-76 E to exit 354 toward US 130 N/NJ-168.
- ★ Keep left, following signs for Camden/Waterfront.
- ★ Take exit 5A toward US-30.
- ★ Follow Dr. Martin Luther King Blvd to S. Front Street.
- ★ Turn left onto S. Front Street.

GENERAL INFORMATION

NATIONAL BASKETBALL ASSOCIATION
NBA ENTERTAINMENT
WOMEN'S NATIONAL BASKETBALL ASSOCIATION
NBA DEVELOPMENT LEAGUE

NEW YORK
Olympic Tower
645 Fifth Avenue
New York, NY 10022
Telephone: (212) 407-8000
Fax: (212) 832-3861

NEW JERSEY
100 Plaza Drive
Secaucus, NJ 07094
Telephone: (201) 865-1500
Fax: (201) 974-5973

EUROPE
Headquarters - NBA EMEA
Endeavour House
189 Shaftesbury Avenue
London, United Kingdom WC2H 8JR
Telephone: +44-20-7420-8900

SPAIN
Pqe. Empresarial "La Finca"
Edif. 17A, 1a
28223 Pozuelo de Alarcon, Madrid, Spain
Telephone: +34-911-517-101
Fax: +34-911-517-120

AFRICA
6th Floor World Trade Center, Cnr West
Road South and Lower Road
Morningside 2196
Johannesburg, South Africa
Telephone: +27-87-940-1333
Fax: +27-86-726-6351

INDIA
Tower 1, 10th Floor
Indiabulls Finance Center
Senapati Bapat Marg Mumbai
Maharashtra 400013
Telephone: +91-22-6124-6100

BRAZIL
Av Borges de Medeiros, 633
Sala 303 – Leblon
Rio de Janeiro, RJ, Brazil 22430-041
Telephone: +55-21-3206-6400
Fax: +55-21-2586-6001

MEXICO
Av Santa Fe 94, Torre A Piso 8, Colonia
Zedec Santa Fe
Mexico DF Mexico 01210
Telephone: +52-55-88511159
Fax: +52-55-88511111

CANADA
50 Bay Street
Suite 1402
Toronto, Ontario
Canada M5J 3A5
Telephone: (416) 682-2000
Fax: (416) 364-0205

HONG KONG
Room 3101, The Lee Gardens
33 Hysan Avenue
Causeway Bay, Hong Kong
Telephone: +852-2843-9600
Fax: +852-2536-4808

TAIWAN
Suite 1303, No. 88, Section 2
Chung Hsiao East Road
Taipei, Taiwan ROC 100
Telephone: +886-2-2397-8000
Fax: +886-2-2358-1098

PHILIPPINES
9/F Regus Office, Net Park
5th Avenue Fort Bonifacio Global City
Taguig, Philippines
Telephone: +63-2-795-2446

CHINA—BEIJING
19th Floor, Office Tower 2, China Central Place
No. 79 Jianguo Road, Chaoyang District
Beijing, China 100025
Telephone: +86-10-5200-8200
Fax: +86-10-5200-8202

CHINA—SHANGHAI
Unit 2703-2708, 27F, Tower 2 Plaza 66
1366 Nanjing West Road, Jing An District
Shanghai, China 200040
Telephone: +86-21-6137-2200
Fax: +86-21-6288-9920

NBA DEVELOPMENT LEAGUE
OLYMPIC TOWER, 645 5TH AVENUE, 18TH FLOOR
NEW YORK, NY 10022
CONTACT: JOANNA SHAPIRO (JSHAPIRO@NBA.COM)

AUSTIN SPURS | NBA Affiliation: San Antonio
13581 Pond Springs Road, Suite 108, Austin, TX 78729
Tel: (512) 236-8333; Fax: (512) 236-8444
Arena: Cedar Park Center
Media Relations Contact: Perri Travillion
(ptravillion@attcenter.com)

CANTON CHARGE | NBA Affiliation: Cleveland
1101 Market Avenue North; Canton, OH 44702
Tel: (866) 444-1944; Fax: (330) 489-1703
Arena: Canton Memorial Civic Center
Media Relations Contact: Sean Wyatt
(swyatt@cantoncharge.com)

DELAWARE 87ERS | NBA Affiliation: Philadelphia
300 Martin Luther King Blvd, Ste. 200; Wilmington, DE 19801
Tel: (302) 504-7587; Fax: (302)351-5370
Arena: Bob Carpenter Center
Media Relations Contact: Alex Yoh
(alexyoh@sevens.com)

ERIE BAYHAWKS | NBA Affiliation: Orlando
110 East 8th Street; Erie, PA 16501
Tel: (814) 790-5600; Fax: (814) 790-5608
Arena: Erie Insurance Arena
Media Relations Contact: Iris Rayburn
(iris.rayburn@nbaerie.com)

FORT WAYNE MAD ANTS | NBA Affiliations: Indiana
1910 St. Joe Center Rd, Suite 61; Fort Wayne, IN 46825
Tel: (260) 469-4667; Fax: (260) 469-4674
Arena: Allen County War Memorial Coliseum
Media Relations Contact: Vinessa Needham
(vneedham@fortwaynehoops.com)

GRAND RAPIDS DRIVE | NBA Affiliation: Detroit
40 Monroe Center NW, Ste 11; Grand Rapids MI 49503
Tel: (844) 473-7483
Arena: DeltaPlex Arena
Media Relations Contact: Sarah Parfet Jbara
(spj@nbagrandrapids.com)

GREENSBORO SWARM | NBA Affiliation: Charlotte
2411 West Gate City Blvd.; Greensboro, NC 27403
Tel: (336) 907-3600
Arena: The Fieldhouse at the Greensboro Coliseum Complex
Media Relations Contact: Katerina Kienle
(kkienle@goswarm.com)

IOWA ENERGY | NBA Affiliation: Memphis
730 3rd Street; Des Moines, Iowa 50309
Tel: (515) 564-8550; Fax: (515) 564-8551
Arena: Wells Fargo Arena
Media Relations Contact: Seth Nutting
(sethn@iowanba.com)

LONG ISLAND NETS | NBA Affiliation: Brooklyn
168 39th Street, 8th Floor; Brooklyn, NY11232
Tel: (718) 215-2299; Fax: (718) 522-3544
Arena: Barclays Center
Media Relations Contact: Megan Walsh
(mwalsh@brooklynnets.com)

LOS ANGELES D-FENDERS | NBA Affiliation: Los Angeles Lakers
555 North Nash Street; El Segundo, CA 90245
Tel: (310) 426-6000; Fax: (310) 426-6031
Arena: Toyota Sports Center
Media Relations Contact: T.C. Greene
(tgreene@d-fenders.com)

MAINE RED CLAWS | NBA Affiliation: Boston
413 Congress Street; Portland, ME 04101
Tel: 207-210-6655; Fax: 207-210-6659
Arena: Portland Exposition Building
Media Relations Contact: Evans Boston
(eboston@maineredclaws.com)

NBA DEVELOPMENT LEAGUE
OLYMPIC TOWER, 645 5TH AVENUE, 18TH FLOOR
NEW YORK, NY 10022
CONTACT: JOANNA SHAPIRO (JSHAPIRO@NBA.COM)

NORTHERN ARIZONA SUNS | NBA Affiliation: Phoenix
3201 N. Main Street; Prescott Valley, AZ 86314
Tel: (928) 772-7867
Arena: Prescott Valley Event Center
Media Relations Contact: Ashley Stovall
(astovall@nazsuns.com)

OKLAHOMA CITY BLUE | NBA Affiliation: Oklahoma City
208 Thunder Drive, Oklahoma City, OK 73102
Tel: (405) 208-4800; Fax: (405) 429-7900
Arena: Cox Convention Center
Media Relations Contact: TBD

RAPTORS 905 | NBA Affiliation: Toronto
5600 Rose Cherry Place; Mississauga, ON L4Z4B6
Tel: (416) 815-5423 Fax: (416) 902-4311
Arena: Hershey Centre
Media Relations Contact: TBD

RENO BIGHORNS | NBA Affiliation: Sacramento
50 West Liberty Street, Ste. 201; Reno, NV 89501
Tel: (775) 853-8200
Arena: Reno Event Center
Media Relations Contact: Kyle Jones
(kjones@renobighorns.com)

RIO GRANDE VALLEY VIPERS | NBA Affiliation: Houston
4500 North 10th Street, Suite 315; McAllen, TX 78504
Tel: (956) 972-1144; Fax: (956) 972-1150
Arena: State Farm Arena
Media Relations Contact: Anwar Chagollan
(anwar@rgvipers.com)

SALT LAKE CITY STARS | NBA Affiliation: Utah
301 West South Temple; Salt Lake City, UT 84101
Tel: (801) 325-2500
Arena: Lifetime Activities Center - Bruin Arena
Media Relations Contact: Gina Calvert
(gina.calvert@slcstars.com)

SANTA CRUZ WARRIORS | NBA Affiliation: Golden State
903 Pacific Avenue, Suite 101; Santa Cruz, CA 95060
Tel: (831) 731-4396; Fax: (831) 466-3201
Arena: Kaiser Permanente Arena
Media Relations Contact: Gina Antoniello
(gantoniello@santacruzbasketball.com)

SIOUX FALLS SKYFORCE | NBA Affiliation: Miami
2131 South Minnesota Ave; Sioux Falls, SD 57105
Tel: (605) 332-0605; Fax: (605) 332-2305
Arena: Sanford Pentagon
Media Relations Contact: Matt Dykstra
(mdykstra@skyforceonline.com)

TEXAS LEGENDS | NBA Affiliation: Dallas
2601 Avenue of the Stars, Suite 300; Frisco, TX 75034
Tel: (214) 469-0822; Fax: (214) 469-0823
Arena: Dr. Pepper Arena
Media Relations Contact: Britney Wynn
(bwynn@texlegends.com)

WESTCHESTER KNICKS | NBA Affiliation: New York
198 Central Ave.; White Plains, NY 10606
Tel: (914) 559-6888
Arena: Westchester County Center
Media Relations Contact: Katie Hatch
(katie.hatch@msg.com)

WINDY CITY BULLS | NBA Affiliation: Chicago
5333 Prairie Stone Parkway, Hoffman Estates, IL 60192
Tel: (847) 396-7070
Arena: Sears Centre
Media Relations Contact: Cedric Quackenbush
(cquackenbush@bulls.com)

GENERAL INFORMATION

Delaware 87ers

On April 27, 2013, the NBA Development League announced that the Philadelphia 76ers purchased the rights to own and operate the former Utah Flash, which were on hiatus since the end of the 2010-11 NBA D-League season. The team was renamed the Delaware 87ers and became the single-affiliate for the 76ers. The 87ers play their home games at the Bob Carpenter Center on the campus of the University of Delaware.

The team name, 87ers, was selected in recognition of Delaware's place in United States history, as it was the first state to ratify the U.S. Constitution on December 7, 1787. The 87ers are nicknamed the "Sevens" as a nod to the way the parent club is often referred to as the Sixers.

SEVENS 2015-16 SEASON RESULTS

DATE	OPPONENT	W/L	TEAM/OPP	RECORD
Nov 14	Grand Rapids	L	101-113*	0-1
Nov 17	CANTON	W	102-93	1-1
Nov 20	Erie	W	103-93	2-1
Nov 21	Fort Wayne	L	102-127	2-2
Nov 23	RIO GRANDE VALLEY	L	117-123	2-3
Nov 29	Raptors	W	125-109	3-3
Dec 2	GRAND RAPIDS	W	105-104	4-3
Dec 4	Sioux Falls	L	99-115	4-4
Dec 5	Sioux Falls	L	85-108	4-5
Dec 9	FORT WAYNE	W	128-124	5-5
Dec 12	Westchester	L	95-118	5-6
Dec 13	ERIE	W	118-106	6-6
Dec 15	IOWA	W	110-108	7-6
Dec 19	Raptors	W	124-115	8-6
Dec 20	Raptors	L	94-105	8-7
Dec 23	Westchester	W	116-108	9-7
Dec 26	WESTCHESTER	L	93-107	9-8
Dec 27	ERIE	W	113-110	10-8
Dec 29	LOS ANGELES	W	113-95	11-8
Jan 2	Westchester	L	97-106	11-9
Jan 3	Maine	W	118-112	12-9
Jan 6	Oklahoma City	L	114-119*	12-10
Jan 7	Texas	L	93-105*	12-11
Jan 15	RAPTORS	W	119-104	13-11
Jan 16	Erie	W	113-107	14-11
Jan 19	WESTCHESTER	L	112-127	14-12
Jan 23	Iowa	W	119-105	15-12
Jan 26	CANTON	W	130-123	16-12
Jan 29	RAPTORS	L	127-132	16-13
Jan 30	GRAND RAPIDS	W	135-119	17-13
Feb 3	Erie	L	97-100	17-14
Feb 5	MAINE	L	133-147	17-15
Feb 9	Fort Wayne	L	102-111	17-16
Feb 19	MAINE	L	109-127	17-17
Feb 20	MAINE	L	107-132	17-18
Feb 25	Maine	L	131-138	17-19
Feb 26	RAPTORS	L	114-132	17-20
Feb 28	Canton	L	120-125	17-21
Mar 4	IOWA	L	106-114	17-22
Mar 6	Iowa	W	109-104	18-22
Mar 11	Bakersfield	L	123-142	18-23
Mar 13	Santa Cruz	L	117-132	18-24
Mar 18	FORT WAYNE	W	116-98	19-24
Mar 19	Grand Rapids	L	124-133	19-25
Mar 23	Canton	L	129-140	19-26
Mar 25	SIOUX FALLS	L	93-99	19-27
Mar 26	SIOUX FALLS	W	104-87	20-27
Mar 29	ERIE	W	96-94	21-27
Mar 31	Maine	L	124-127	21-28
Apr 1	WESTCHESTER	L	101-104	21-29

SEVENS QUICK FACTS

Website: SEVENS.COM
Ticket Information: 302-504-7587

Office: 300 Martin Luther King Jr. Blvd, Suite 200, Wilmington, DE 19801
Arena: University of Delaware's Bob Carpenter Center (631 S. College Ave., Newark, DE 19716)
President: Larry Meli
Chief Revenue Officer: Steve Geltman
General Manager: Brandon D. Williams

2015-16 ASSIGNMENTS AND CALL-UPS

11/11/15: Sixers assigned Kendall Marshall to 87ers
11/11/15: Sixers assigned Tony Wroten to 87ers
12/01/15: Sixers assigned Christian Wood to 87ers
12/02/15: Sixer recalled Christian Wood from 87ers
12/04/15: Sixers recalled Kendall Marshall from 87ers
12/04/15: Sixers recalled Tony Wroten from 87ers
12/07/15: Sixers assigned Christian Wood to 87ers
12/07/15: Sixers recalled Christian Wood from 87ers
12/08/15: Sixers assigned Carl Landry to 87ers
12/08/15: Sixers assigned Christian Wood to 87ers
12/14/15: Sixers recalled Christian Wood from 87ers
12/18/15: Sixers assigned Christian Wood to 87ers
12/23/15: Sixers recalled Carl Landry from 87ers
01/04/16: Sixers recalled Christian Wood from 87ers
01/12/16: Denver Nuggets call-up Sean Kilpatrick
01/29/16: Phoenix Suns call-up Jordan McRae
02/28/16: Cleveland Cavaliers call-up Jordan McRae
02/28/16: Brooklyn Nets call-up Sean Kilpatrick
03/04/16: Philadelphia 76ers call-up Christian Wood
03/27/16: Philadelphia 76ers call-up Christian Wood

Delaware 87ers Staff

SIXERS VICE PRESIDENT OF BASKETBALL ADMINISTRATION/87ERS GENERAL MANAGER	BRANDON D. WILLIAMS
HEAD COACH	EUGENE BURROUGHS
ASSISTANT COACH	DAN TACHENY
ASSISTANT COACH	PHIL MARTELLI, JR.
PLAYER DEVELOPMENT COACH	CURTIS SUMPTER
PLAYER DEVELOPMENT/VIDEO ASSOCIATE	MFON UDOFIA
BASKETBALL OPERATIONS ASSISTANT	MATTHEW LILLY
PRESIDENT	LARRY MELI
CHIEF REVENUE OFFICER	STEVE GELTMAN
DIRECTOR, MARKETING & COMMUNICATIONS	ALEX YOH
PARTNERSHIP ACTIVATION MANAGER	ALLIE CHIERICI
BOX OFFICE & OFFICE MANAGER	SANDRA KEMMEL
BUSINESS DEVELOPMENT MANAGER	CHANELLE REYNOLDS
GAME PRESENTATION COORDINATOR	MATT BOTTING
GROUP EVENTS & COMMUNITY ENGAGEMENT COORDINATOR	BRYANNA WILLIAMS
SR. ACCOUNT EXECUTIVE	ALEX HENDRICKSON
ACCOUNT EXECUTIVE	MELISSA CAPRICE
ACCOUNT EXECUTIVE	SHELBY MACDONALD
ACCOUNT EXECUTIVE	GABBI TOWNSEND

GENERAL INFORMATION

The Center

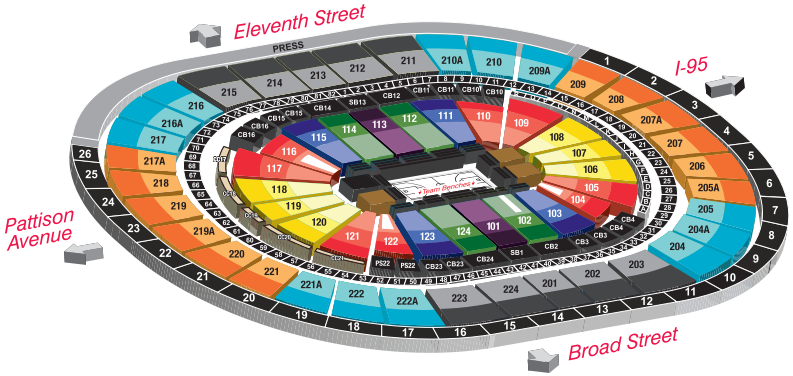

THE CENTER QUICK FACTS

The Center Ownership: Comcast Spectacor

Management Company: Comcast Spectacor

Ticketing: WellsFargoCenterPhilly.com

Opening Date: August 31, 1996

First 76ers Game at The Center: 76ers vs. Milwaukee (11/1/96)

Capacity (Basketball): 21,000

Premium Seating: 126 suites and 14 club boxes

Concession Stands: 32 permanent stands + 19 portable stands

Parking: Accommodations for 6,100 cars

Amenities: The Cadillac Grille, Cure Club, P.J Whelihan'sand DraftKings Lounge

Scoreboard: The Center boasts a spectacular, high-tech, center-hung scoreboard. The state-of-the-art technology brings light emitting diode (LED) signage system to create incredible visual displays for all sporting events and attractions.

Comcast-Spectacor hired ANC to design, construct, and install the structure which features 12 LED video displays between two circular LED ribbons. In all, the scoreboard delivers over 3,200 square feet of active LED signage.

Major events:

- ★ 1996 World Cup of Hockey
- ★ 1997 Stanley Cup Finals
- ★ 1998 U.S. Figure Skating Championships (Olympic Trials)
- ★ 1999 WWF Wrestlemania XV
- ★ 1999 American Hockey League All-Star Game
- ★ 2000 NCAA Women's Basketball Final Four
- ★ 2000 Republican National Convention
- ★ 2001 and 2002 X Games
- ★ 2001 NCAA Men's East Regionals
- ★ 2001 NBA Finals
- ★ 2002 NBA All-Star Weekend
- ★ 2006 NCAA Men's Basketball First & Second Round
- ★ 2008 Gymnastic Olympic Trials
- ★ 2009 NCAA Men's Basketball First & Second Round
- ★ 2011 NCAA Wrestling Championships
- ★ 2013 NCAA Men's Basketball Second & Third Round
- ★ 2014 National Hockey League Entry Draft
- ★ 2014 NCAA Frozen Four
- ★ 2016 NCAA Men's College Basketbal East Regionals
- ★ 2016 Democratic National Convention

PROJECT FACTS

COST
$210 million

GROUND BREAKING
Sept. 14, 1994

ARCHITECTS
Ellerbe Becket

BUILDERS
L.F. Driscoll

PROJECT MANAGERS
Fox Management Company

DETAILS
1,400 workers, 7,000 tons of steel, 19,000 cubic yards of concrete, 32,500 square feet of glass, 62,000 lineal feet of driven piles, 76,000 tiles, 400,000 square feet of dry wall.

DIRECTIONS TO THE CENTER

From New Jersey via the Walt Whitman Bridge: Follow the signs for Broad Street. At the end of the Broad Street ramp, turn left and follow the signs to the Sports Complex. The Center will be on your left.

From Interstate 76/Schuylkill Expressway: Traveling east, follow the signs for South Jersey, Walt Whitman Bridge and Sports Complex. Continue east to exit 45, Broad Street, Sports Complex. At the bottom of the exit ramp, make a right onto Broad Street. The Center will be on your left.

From Interstate 476/Blue Route: Take I-476 South to the end. Follow signs for I-95 North, Philadelphia. Take I-95 North to Broad Street exit. The Center will be on your right.

From Interstate 95: From I-95 northbound or southbound, take the Broad Street exit. The Center will be on your right.

From Northern New Jersey via NJ Turnpike: Take the NJ Turnpike to exit 3. Take Rt. 168 North and follow signs for Walt Whitman Bridge. After crossing bridge and paying toll, stay on I-76 and follow the signs for Broad Street. At the end of the Broad Street ramp, turn left and follow the signs to the Sports Complex. The Center will be on your left.

By Air: Arrive at Philadelphia International Airport and take a taxi to The Center. The ride takes about 10 minutes and should cost approximately $20.

By Train: Arrive in Philadelphia at 30th Street Station. A taxi on either side of the concourse will bring you to The Center. The ride takes about 15 minutes and should cost approximately $20.

By Mass Transit: The Center is accessible via SEPTA. Take the Broad Street Subway (Orange line) to the AT&T Station (Pattison Ave.). Round-trip SEPTA tokens can be purchased for $2.90. A single-day pass costs $7.

>> Back to Table of Contents

OWNERSHIP

JOSH HARRIS

Co-Managing Owner, NBA Governor

Josh Harris is Co-Founder and Member of Board of Directors of Apollo Global Management, LLC. He graduated summa cum laude and Beta Gamma Sigma from the University of Pennsylvania's Wharton School of Business with a Bachelor of Science degree in Economics and received his MBA from the Harvard Business School where he was named a Baker and Loeb Scholar. Among other civic activities, Josh serves as a member of The Federal Reserve Bank of New York Investors Advisory Committee on Financial Markets and serves on the Board of Trustees for The Wharton School of the University of Pennsylvania. Josh's Philadelphia roots run deep, as his grandparents and parents were native Philadelphians. In 2011, he saw Philadelphia close-up, running the 26.2 mile Philadelphia Marathon in 3:48, a personal best. In 2015, Josh competed the 10-mile Broad Street Run in 1:20:01.

DAVID BLITZER

Co-Managing Owner, NBA Alternate Governor

David S. Blitzer is the Global Head of Blackstone's Tactical Opportunities group, and a member of the firm's Management Committee. Blackstone Tactical Opportunities employs an opportunistic investment strategy across asset classes, industries and geographies and seeks to capitalize on time-sensitive or non-traditional investment opportunities that are differentiated and difficult to source, analyze or execute. Since joining Blackstone in 1991, Mr. Blitzer has been involved in the execution of Blackstone investments across a variety of asset classes, including establishing and leading Blackstone's European private equity business. Mr. Blitzer is also a co-owner of a global portfolio of companies that include the Prudential Center in Newark, NJ; ownership in the NBA (Philadelphia 76ers), NHL (New Jersey Devils), the Premier League (Crystal Palace) and most recently acquired Team Dignitas, an eSports team in the fastest growing professional sport in the world. Mr. Blitzer is based in New York and graduated magna cum laude from the Wharton School of the University of Pennsylvania. Mr. Blitzer currently serves on the Boards of Harlem RBI, an East Harlem social services and educational organization, the Riverdale Country School, and the Board of Overseers at the Wharton School. He also serves on the Advisory Board of the Mount Sinai Surgical Department.

ADAM ARON

Co-Owner

Adam was Chief Executive Officer and Limited Partner of the Philadelphia 76ers for the 2011-12 and 2012-13 seasons, and currently is a 76ers Limited Partner. Since January of 2016, he has served as CEO and President of AMC Theatres, which became during his tenure the largest movie theatre chain in the world after the acquisition of Odeon and UCI Cinemas in Europe. Adam previously served as CEO of Starwood Hotels and Resorts Worldwide, Norwegian Cruise Line and Vail Resorts. He currently serves on the board of directors of Norwegian Cruise Line Holdings, AMC Entertainment and the Sixers. Born and raised in Philadelphia, and a graduate of Abington High School, he received an MBA with distinction from the Harvard Business School and a bachelor of arts degree cum laude from Harvard College.

MARTIN GELLER

Co-Owner

Marty is the founder and President of Geller & Company, a strategic financial advisory firm, founded in 1984. Geller & Company employs over 500 professionals, serving the planning and management needs of corporate entities including strategic CFO consulting, financial reporting and accounting, information technology and tax advisory, as well as the integrated wealth management needs of high net worth individuals and their families. Marty is a corporate board member of Bloomberg LP and Bloomberg Bureau of National Affairs in Washington, D.C. and is active in the greater New York business community. He is also a board member of several charitable and non-profit organizations including the American Israel Education Foundation, the New York Police and Fire Widows' and Children's Benefit Fund, the Northeast Regional Council of the American Israel Public Affairs Committee, the Northeast Regional Council for the National Parks Conservation Association, and the Northeast Regional Leadership Cabinet of the U.S. Holocaust Memorial Museum. He is also a member of the Americas Foundation of the Serpentine Galleries and the Finance Committee of the UJA-Federation of New York.

DAVID B. HELLER

Co-Owner

David B. Heller is a private investor. His largest current investments include stakes in the management company of the Standard Hotel brand and the Philadelphia 76ers basketball team. Prior to managing his own money he was the Co-Head of the Goldman Sachs Global Securities Division where he sat on the firm's Management Committee as well as the Firmwide Risk Committee, Business Practices Committee and Finance Committee. David joined Goldman in 1989 in New York as an equity derivatives trader and became a partner of the firm in 1996. David currently serves as a trustee of The New Museum of Contemporary Art, Acumen (fighting global poverty), and Third Way (where he also serves as Vice-chairman). In addition, he co-chairs the fundraising efforts of his class at Harvard College. He lives in New York with his wife and three children.

TRAVIS HENNINGS

Co-Owner

Travis Hennings is a Senior Principal of Apollo Global Management, LLC having joined the firm in 2007. Prior to 2007, Mr. Hennings was employed by Citigroup in its Investment Banking division. Mr. Hennings is currently a member of the board of directors of Endemol Shine Group and CORE Media Group; and has previously served on the board of Realogy Holdings Corporation. Mr. Hennings graduated from the University of Colorado.

TONY IGNACZAK

Co-Owner

Tony Ignaczak is a Managing Partner of Quad-C Management, a middle market private equity firm based in Charlottesville, Virginia. Since joining the company in 1992, Tony has led investments in a variety of industries including building products, business services, consumer, and transportation/logistics. He currently sits on the Board of Directors of a number of the firm's portfolio companies. Prior to joining Quad-C, Tony worked in the Merchant Banking Group at Merrill Lynch, the Mergers and Acquisitions Group at Drexel Burnham Lambert and the Office of the Chairman at W.R. Grace. Tony holds a B.S. degree from The Wharton School, University of Pennsylvania and an M.B.A. from Harvard Business School. He is also a member of the Wharton Undergraduate Executive Advisory Board.

JAMES LASSITER

Co-Owner

James Lassiter joined forces with entertainment powerhouse Will Smith in 1998 to create Overbrook Entertainment, a production and management company named after the Philadelphia high school they both attended. Lassiter recently produced the remake of ANNIE starring Quvenzhané Wallis, Jamie Foxx and Cameron Diaz. This was Overbrook's first joint film with Jay Z's Roc Nation. Previously, Overbrook and Roc Nation co-produced the Broadway musical Fela!, which earned eleven Tony Award nominations in 2010. On the small screen, Lassiter and Overbrook teamed up with Flavor Unit Entertainment on The Queen Latifah Show (2013 – 2015). Some of Lassiter's other successes include KARATE KID (2010) starring Jaden Smith and Jackie Chan; HANCOCK (2008) starring Will Smith and Charlize Theron; I AM LEGEND (2007); and THE PURSUIT OF HAPPYNESS (2006), which resonated with audiences around the world, earning Smith an Oscar nomination for his performance.

MARC LEDER

Co-Owner

Marc J. Leder is the Co-CEO of Sun Capital Partners, Inc. a leading global private investment firm he co-founded in 1995 with his partner Rodger Krouse. Sun Capital focuses on identifying companies' untapped potential and leveraging its deep operational and financial resources to transform results. Sun Capital is a trusted partner that is recognized for its investment and operational experience, including particular expertise in the consumer products and services, food and beverage, industrial, packaging, chemical, building products, automotive, restaurant and retail sectors. Sun Capital affiliates have invested in and managed more than 330 companies worldwide since the firm's inception. Sun Capital supports its portfolio companies through an operations-intensive, hands-on approach which is backed by an exceptionally high ratio of in-house operating professionals to portfolio companies. The firm has over $9 billion of equity capital under management. Mr. Leder has more than 25 years of hands-on experience in leveraged buyouts, investment banking, and business operations. Working from Sun Capital's Boca Raton headquarters, Mr. Leder co-directs all of the firm's global investment activities, approves all capital commitments, and oversees the firm's operations jointly with Rodger Krouse. Prior to co-founding Sun Capital Partners, Mr. Leder was a Senior Vice President at Lehman Brothers in New York. He received a Bachelor of Science degree in Economics from the Wharton School of the University of Pennsylvania. Mr. Leder is a Director of the Berggruen Museum in Berlin and the Federal Enforcement Homeland Security Foundation.

MICHAEL RUBIN

Co-Owner

Michael Rubin, noted Philadelphian internet entrepreneur and innovator, has built several successful multi-billion dollar e-commerce companies. Driven by a deep passion for business and a life-long love of sports, Rubin is founder/CEO of Kynetic and Executive Chairman of Fanatics. Kynetic owns three businesses at the forefront of online commerce: Fanatics, the world's leading online retailer of licensed sports merchandise; Rue La La, one of the top online private sale destinations in the U.S.; and ShopRunner, an innovative members-only service aggregating shopping benefits from top retailers and brands. Prior to Kynetic, Michael was Founder & CEO of GSI Commerce which was sold to eBay for $2.4 billion in 2011. He started his entrepreneurial career at the age of 12, when he opened a ski-tuning shop in his parents' Philadelphia basement. At age 25, Michael became one of the youngest CEOs ever of a NASDAQ-listed company. The success of GSI Commerce and his outstanding achievements landed him a spot on the inaugural season of the CBS hit show "Undercover Boss." He is also co-owner of the New Jersey Devils.

WILL SMITH & JADA PINKETT SMITH

Co-Owners

Will Smith and Jada Pinkett Smith are known and regarded globally for their work in arts and entertainment as well as their philanthropic outreach. Will Smith has been nominated for multiple Academy Awards, Golden Globes and Grammys. Known initially as a rap artist and from his six year role in NBC's The Fresh Prince of Bel Air, he has since starred in numerous blockbuster films including INDEPENDENCE DAY, MEN IN BLACK, HITCH, I AM LEGEND, THE PURSUIT OF HAPPYNESS, ALI, and SUICIDE SQUAD, and will be soon this Christmas in COLLATERAL BEAUTY. Jada Pinkett Smith is an accomplished actor, author, producer, director and philanthropist, contributing her time to humanitarian efforts, helping to raise awareness on human trafficking. She has starred in the television series HawthoRNe, most recently Gotham and major films including THE MATRIX RELOADED, THE MATRIX REVOLUTIONS, REIGN OVER ME, THE WOMEN, MAGIC MIKE XXL, BAD MOMS, and she will star in GIRL TRIP out Summer 2017.

ART WRUBEL

Co-Owner

Art Wrubel began his career in 1987 at JMB Realty Corporation, where he was an associate in the acquisitions group. In 1993, Mr. Wrubel joined Dickstein & Co., an investment fund in the bankruptcy and event driven arena, as a partner. His focus was on real estate and asset backed securities. At Dickstein, he was involved in many high profile real estate corporate restructurings including Olympia & York, Cadillac Fairview, Rockefeller Center Properties, Bramalea, and Trizec. In 2001, Mr. Wrubel formed Wesley Capital Management, a long/short investment fund focused on real estate securities. Since inception, Wesley Capital has been among the largest investment funds in the real estate securities sector. Mr. Wrubel is a member of the Wharton Undergraduate Board at the University of Pennsylvania. He received a Bachelor of Science in Economics from the Wharton School at the University of Pennsylvania in May 1987.

>> Back to Table of Contents

76ERS STAFF DIRECTORY

OWNERSHIP

Josh Harris ..... Managing General Partner
David Blitzer ..... Co-Managing General Partner
Adam Aron ..... Co-Owner
Martin Geller ..... Co-Owner
David B. Heller ..... Co-Owner
Travis Hennings ..... Co-Owner
Tony Ignaczak ..... Co-Owner
James Lassiter ..... Co-Owner
Marc Leder ..... Co-Owner
Michael Rubin ..... Co-Owner
Will Smith & Jada Pinkett Smith ..... Co-Owners
Art Wrubel ..... Co-Owner

SPECIAL ADVISOR TO MANAGING GENERAL PARTNER

Jerry Colangelo ..... Special Advisor

BASKETBALL OPERATIONS

Bryan Colangelo ..... President of Basketball Operations
Marc Eversley ..... Vice President, Player Personnel
Ned Cohen ..... Vice President of Basketball Operations/Chief of Staff
Alex Rucker ..... Vice President of Analytics and Strategy
Brandon D. Williams ..... Vice President, Basketball Administration & General Manager, 87ers
Vince Rozman ..... Sr. Director of Basketball Operations
Brett Brown ..... Head Coach
Lloyd Pierce ..... Assistant Coach
Jim O'Brien ..... Assistant Coach
Billy Lange ..... Assistant Coach & Director, Player Development
Kevin Young ..... Assistant Coach
John Townsend ..... Shooting Coach
Todd Wright ..... Assistant Coach, Head of Strength and Conditioning
Dr. David T. Martin ..... Director, Performance Research & Development
Kevin Johnson ..... Head Athletic Trainer
Jesse Wright ..... Head of Performance Science/Strength and Conditioning Coach
Scott Epsly ..... Director of Physiotherapy and Clinical Diagnostics
Chris Babcock ..... Assistant Director, Player Development
John Bryant ..... Player Development Coach
Rod Baker ..... Scout
Jordan Cohn ..... Pro Personnel Scout
Frank DiLeo ..... Scout
Phil Jabour ..... Director, Scouting Development
Anthony Jackson ..... Team Security
Connor Johnson ..... Video Coordinator
Sergei Khmelevski ..... Massage Therapist
Allen Lumpkin ..... Director, Basketball Administration
Mario Mascioli ..... Apprentice Athletic Trainer
Danny Mills ..... International Scout
Sergi Oliva ..... Director of Basketball Analytics and Innovation
Todor Pandov ..... Assistant Strength & Conditioning Coach
Lance Pearson ..... Director, Applied Analytics
Mary Purcell-Davis ..... Executive Assistant
Scott Rego ..... Equipment Manager
Dan Rosci ..... Assistant Equipment Manager
John Sears ..... Basketball Operations Analyst
Marin Sedlacek ..... International Scout
Gene Shue ..... Scout
Mike VandeGarde ..... Scout
Juan Jackson ..... Director, Team Security
Alvin Williams ..... Player Development Coach
Shea Dawson ..... Manager of Team Services
Kevin Owens ..... Basketball Operations Coordinator

BUSINESS OPERATIONS

Scott O'Neil ..... Chief Executive Officer
Chris Heck ..... Chief Sales and Marketing Officer
Lara Price ..... Executive Vice President, Business Operations
Susan Williamson ..... Vice President, Business Operations
Brad Shron ..... Executive Vice President, General Counsel

FRONT OFFICE

Carlos Montoya ..... Sr. Vice President, Deputy General Counsel
Andy Speiser ..... Sr. Vice President, Finance/Chief Financial Officer
Tyneeha Rivers ..... Vice President, Human Resources
Steve Lissansky ..... Manager, Human Resources
Mike Goings ..... Director, Alumni & Youth Marketing
Kerry Chester ..... Director, IT Services
Leroy Fountain ..... Operations Manager
Denise Krieg ..... Executive Assistant
Elizabeth Forster ..... Executive Assistant
Sarah Gurian ..... Executive Assistant
Beth Schwartz ..... Administrative Assistant
Sonny Hill ..... Executive Advisor
Julius Erving ..... Strategic Advisor
Allen Iverson ..... Special Advisor

STRATEGY

Gabe Harris ..... Vice President, Strategic Development
Akshay Khanna ..... Vice President, Strategy

BROADCASTING

Tom McGinnis ..... Director of Radio Broadcasting

TICKET OPERATIONS

James Liberti ..... Manager, Ticket Operations
Anthony Rossi ..... Coordinator, Ticket Operations
Christine Hoffman ..... Coordinator, Ticket Operations

BUSINESS DEVELOPMENT & BRAND MARKETING

Katie O'Reilly ..... Senior Vice President, Business Development & Brand Marketing
Desron Dorset ..... Director, Business Development
Maggie Corrado ..... Director of Hospitality & Events
Alexa Kormos ..... Hospitality & Events Coordinator
Maia Ben-Shoshan ..... Business Development Coordinator
Brian Adams ..... Senior Director, Brand and Marketing Solutions
Jaclyn Urda ..... Manager, Brand Marketing
Seth Berger ..... Managing Director, Sixers Innovation Lab
Rhyan Truett ..... Manager, Sixers Innovation Lab
Tommy Beebe ..... Senior Graphic Designer
Abby Cook ..... Graphic Designer
Shauna Goldman ..... Graphic Designer

COMMUNITY ENGAGEMENT

Amy Hever ..... Executive Director
Nick Deludos ..... Sixers Youth Foundation Coordinator
Lee Cary ..... Community Engagement Coordinator
Nici Ruffin ..... Community Engagement Coordinator
World B. Free ..... Ambassador of 76ers Basketball

CORPORATE COMMUNICATIONS

Lara Toscani ..... Director, Corporate Communications
Jessica Freeman ..... Corporate Communications Coordinator

CORPORATE PARTNERSHIPS

Chad Biggs ..... Sr. Vice President, Corporate Development & Activation
Dan Hauser ..... Sr. Vice President, Corporate Partnerships
Owen Morin ..... Vice President, Corporate Partnerships
Nick Vacanti ..... Director, Corporate Development
Adam Tuval ..... Corporate Development Manager
Enoch Andoh ..... Corporate Development Manager

Partnership Activation

Kathryn Alario ..... Director, Partnership Activation
Victoria Le ..... Director, Partnership Activation
Junior Moyo ..... Manager, Partnership Activation
Elyssa Brock ..... Partnership Activation Coordinator
Kyle Motts ..... Partnership Activation Coordinator

DIGITAL MARKETING & CRM

Jeff Neal ..... Director, Digital & Ticket Marketing

Bill Pierce ..... E-Mail Coordinator
Braden Moore ..... Director, Analytics & Insights
Jonathan Mills ..... CRM Coordinator

DIGITAL MEDIA

Charlie Widdoes ..... Director, Digital Content & Media
Brian Seltzer ..... Digital Content Coordinator
Darrell Smith, Jr. ..... Digital Media Coordinator
Michael Apalucci ..... Manager of Media Productions
Kurt Gies ..... Social Media Manager
Matthew Rose ..... Digital Consultant

FINANCE

Tina Szwak ..... Controller
Karen Bauer ..... Accounts Payable Coordinator
Daniel Nugent ..... Senior Staff Accountant
Mike Potts ..... Senior Accounting Analyst
Karlisse Hightower ..... Payroll Manager
Joi Hargust ..... Payroll Coordinator

CONTENT MARKETING & GAME PRESENTATION

Jason Wiley ..... Vice President, Content & Integrated Marketing
Derrick Hayes ..... Director, Game Presentation
Christian Crosby ..... Game Presentation Manager
Nicole Bianchini ..... Game Presentation Coordinator
Darnell Smith ..... Game Presentation Talent Coordinator
Jerry McElhenney ..... Promotions Assistant
Matt Cord ..... Public Address Announcer

PUBLIC RELATIONS

Michael Preston ..... Director, Public Relations
Robert King ..... Media Relations Coordinator

SIXERS CAMPS

Todd Landrey ..... Director, Sixers Camps
Cory Jacobson ..... Manager, Sixers Camps
Amanda Gelovich ..... Administrative Assistant, Sixers Camps

TICKET SALES

Jake Reynolds ..... Sr. Vice President, Ticket Sales and Service
Matt McShea ..... Director, Ticket Sales
Brian Norman ..... Director, Inside Sales
Eric Cole ..... Manager, Inside Sales
Chelsea Fenstermacher ..... Manager, Inside Sales
Ted Glick ..... Manager, Inside Sales
Seth Brody ..... Account Executive
Ryan Bucciarelli ..... Account Executive
Paul Slegelmilch ..... Account Executive
Ashley Shapiro ..... Account Executive
Justine Doherty ..... Account Executive
Troy Snead ..... Account Executive
Austin Golya ..... Account Executive
Ami Goodman ..... Account Executive
John Lynch ..... Account Executive
Jonathan Azoulay ..... Account Executive
Steve McMahon ..... Account Executive
Johnnie Lonon ..... Account Executive
Aaron Woods ..... Sr. Sales Associate
Noah Volain ..... Sr. Sales Associate
Ryan Dierberg ..... Sr. Sales Associate
Adam Baker ..... Sales Associate
Alec Nyman ..... Sales Associate
Alex Green ..... Sales Associate
Alex Pappas ..... Sales Associate
Amanda Rosenberg ..... Sales Associate
Angel Gonzalez ..... Sales Associate
Annette Snow ..... Sales Associate
Bobby Brown ..... Sales Associate
Cameron Mitchell ..... Sales Associate

FRONT OFFICE

Cole Morris ..... Sales Associate
Connor Simpson ..... Sales Associate
Dave Irzinski ..... Sales Associate
Dayna Mercer ..... Sales Associate
Devyn Gregorio ..... Sales Associate
Desmond Davis ..... Sales Associate
Doug Hagen ..... Sales Associate
Dylan Glickstern ..... Sales Associate
Eric Correll ..... Sales Associate
Fernando Canchola ..... Sales Associate
Hilary Young ..... Sales Associate
Jake Diefenthaler ..... Sales Associate
Jake Goodman ..... Sales Associate
Jared Crockett ..... Sales Associate
Jared Herlands ..... Sales Associate
Jeff Slade ..... Sales Associate
Jordan Brett ..... Sales Associate
Jordan Holbert ..... Sales Associate
Juanita Caldwell ..... Sales Associate
Justin Kirchenheiter ..... Sales Associate
Justin Ragone ..... Sales Associate
Katilin Floyd ..... Sales Associate
Katie Petruzzellis ..... Sales Associate
Kevin Green ..... Sales Associate
Kevin Harris ..... Sales Associate
Kyle Hagenman ..... Sales Associate
Layla Schaper ..... Sales Associate
Lexi Shipon ..... Sales Associate
Lindsay Jackson ..... Sales Associate
Maddie Short ..... Sales Associate
Malcolm Bremer ..... Sales Associate
Mary Kate Gibbons ..... Sales Associate
Nick Giella ..... Sales Associate
Nolan Diaz ..... Sales Associate
Patrick Ayling ..... Sales Associate
Sam Spector ..... Sales Associate
Sterling Holmes ..... Sales Associate
Tim Bright ..... Sales Associate
Wayne Feret ..... Sales Associate

Group Sales

Zach Robinson ..... Director, Group Sales
Leo Cardenas ..... Manager, Group Sales
Casey Inguagiato ..... Group Sales Coordinator
Angie Gasparo ..... Sr. Account Executive, Group Events
Evan Ostrosky ..... Sr. Account Executive, Group Events
David Pingsterhaus ..... Account Executive, Group Events
Mitch Cohen ..... Account Executive, Group Events
Nick Toland ..... Account Executive, Group Events
Matt Yoder ..... Account Executive, Group Events
Chelsea Herman ..... Account Executive, Group Events
Sunghwan Kim ..... Account Executive, Group Events
Matt Julian ..... Account Executive, Group Events
Odell Benton ..... Account Executive, Group Events
Tyler Wuensche ..... Account Executive, Group Events

Member Services & Ticket Services

Jill Snodgrass ..... Director, Service & Operations
Craig McClure ..... Team Lead, Member Services
Sarah Proctor ..... Coordinator, Member Services
Aaron Rush ..... Sr. Premium & Operations Account Manager
Alex Deffaa ..... Premium Account Manager
Ryan Bevilacqua ..... Premium Account Manager
Marquise Watson ..... Member Services Account Manager
Joe Rickards ..... Member Services Account Manager
Robert Nicholson ..... Member Services Account Manager

BRYAN COLANGELO

President of Basketball Operations

On April 10, 2016, the Philadelphia 76ers named Bryan Colangelo president of basketball operations. Prior to joining the Sixers, Colangelo served as president of basketball operations and general manager with the Toronto Raptors from 2006-13.

He spent 15 years in the Phoenix Suns organization, where he served 11 seasons as the club's general manager including the last seven as team president.

Colangelo's arrival in Toronto was marked by a series of trades and free agent acquisitions that resulted in nine new players on the roster at the start of 2006-07 training camp. In his first full season at the helm of the Raptors, the team improved an NBA-best 20 wins over the 2005-06 season to tie a franchise high with 47 victories. Toronto went on to win the 2006-07 Atlantic Division championship, securing third seed and home court in its return to the playoffs after missing the postseason the previous five seasons.

For his efforts in leading the Raptors' dramatic change of fortune, Colangelo was named 2006-07 Sporting News NBA Executive of the Year. It was his second such honour, having received the award in 2005 after guiding the Suns to the third-greatest turnaround in NBA history en route to winning the Pacific Division Championship. He is one of only three executives to win the award with two different franchises (Bob Bass, Jerry West).

During Colangelo's career as a general manager, his teams have appeared in the NBA Playoffs 11 times and have captured four division championships.

Prior to his move to Toronto, the former Suns executive was part of a new ownership group that purchased the franchise June 30, 2004. He also previously held the positions of scout, assistant director of player personnel, and vice president/assistant general manager with the Suns, where he was directly involved in all aspects of player personnel, including evaluation, draft selection and transactions. He also served as tournament director of the NIKE Desert Classic, an annual college All-Star basketball tournament held in Phoenix, from 1993 through 2001.

In addition to his responsibilities with the Suns, Colangelo served as president of Phoenix Arena Sports (PAS), the owning entity of the Arizona Rattlers (Arena Football League) and the operating entity of the Phoenix Mercury (WNBA) from June 1991 through June 2002. Highlights of his involvement with PAS include the 1994 and 1997 Rattler World Championships, setting the league attendance mark with the Phoenix Mercury in the WNBA's inaugural season, and his selection as the AFL's 1993 Executive of the Year. The Rattlers also won the AFL Commissioner's Award as the top franchise on and off the field for an unprecedented five straight years from 1996 to 2000.

Colangelo's accomplishments and influence in sports and business were recognized nationally when he was named to the "40 Under 40" most influential group by Street and Smith's Sports Business Journal in 2000.

In May 2005, Colangelo was named to the USA Basketball Men's Senior National Program Advisory Panel charged with selecting teams for the 2006 FIBA World Championship (Saitama, Japan), 2007 FIBA Americas Olympic Qualifying Tournament (Las Vegas, USA) and the 2008 Olympics (Beijing, China). Colangelo currently serves on the NBA's Competition Steering Committee and he was also named to Canada Basketball's Board of Directors in June of 2008.

Colangelo has been active with and supportive of many different charitable organizations and community partners including the Boy's and Girl's Club of Metropolitan Phoenix, the Phoenix Zoo, MLSE's Team Up Foundation, (formerly Raptors Foundation for Kids), the Art Gallery of Ontario, Save a Child's Heart Foundation, the Naismith Memorial Basketball Hall of Fame and the National Italian American Sports Hall of Fame, among others.

Colangelo was born June 1, 1965. He is a 1987 graduate of Cornell University with a Bachelor of Science degree in business management and applied economics.

MARC EVERSLEY

Vice President, Player Personnel

Marc Eversley enters his first season as vice president of player personnel with the Sixers.

He spent the past three seasons with Washington in the same role. Before his time with the Wizards, Eversley spent seven seasons with the Toronto Raptors, including two seasons as vice president of college scouting. In this role, Eversley was the on-site scout of NCAA talent and assisted in day-to-day front office responsibilities of the organization, including player management.

As the lead collegiate scout for the Raptors, Eversley was a valuable voice in the Raptors' draft process. He spearheaded the organization's pre-draft efforts in scouting and player evaluations, and organized the team's workout of prospective draftees.

Eversley had served the 2010-11 campaign as assistant general manager in Toronto, where he had a significant role in player personnel scouting and evaluation. Prior to that, he was assistant general manager of player development, coordinating the off-court development of players and assisting in the management of the team's day-to-day operations.

In September 2011, Eversley took part in the NBA's Basketball Without Borders in Johannesburg, South Africa, joining a list of current and former NBA and WNBA coaches and players, including Patrick Ewing, Alonzo Mourning and Dikembe Mutombo.

Before working with the Raptors, Eversley worked for five years at Nike's world headquarters in Oregon as its NBA player relationship manager. It was there he became versed in managing athlete relationships, along with team and athlete brand management.

Eversley worked for six years with Nike Canada before heading to Oregon. He began in retail, managing Nike owned stores in Ontario and then moved to their corporate office overseeing Nike Canada's basketball assets, including high school, college, university and pro levels. He also managed marketing agreements with NBA Canada, the Vancouver Grizzlies, and the Raptors.

Eversley attended high school in Brampton, Ontario, and Urbana University in Urbana, Ohio on a basketball scholarship.

NED COHEN

Vice President of Basketball Operations/Chief of Staff

Ned Cohen enters his first season with the Sixers as chief of staff serving as the primary liaison for all interdepartmental planning, coordination and communication.

He joined the team after working at the NBA League Office beginning in 2004 and most recently served as Associate Vice President of Basketball Operations. At the League Office, he played a critical role in a number of areas, with a specific focus on competitive matters. Additionally, Cohen was a key part of the operations surrounding many of the league's significant meetings and events, including the NBA All-Star Game, Competition Committee and Board of Governors meetings.

He resides in Philadelphia with his wife, Lauren.

BRANDON D. WILLIAMS

Vice President, Basketball Administration
General Manager 87ers

Brandon D. Williams, VP of Basketball Administration for the Philadelphia 76ers Basketball Operations also oversees the Delaware 87ers as General Manager, and has been involved in professional basketball for 20 years. He began his career as a player in 1996, earning both CBA (Sioux Falls Skyforce) and NBA (San Antonio Spurs) championships. He also gained significant international experience, via France, Greece, Germany, Italy and Israel leagues.

After retiring from the court in 2005, Williams joined NBA corporate as a league executive in 2005, where he oversaw the standards of on-court operations, evaluating the quality of game play, monitoring matters of conduct and discipline, as well as officiating performance via the Standard Observers Program. As the the league promoted the vision of developing a true minor league system, Williams consulted on an array of issues to effectuate synergies in the league's Affiliation and Assignment System.

In 2013, after nine seasons, he transitioned his career to the Sixers front office, where in a dual role Williams focuses on matters of recruiting, staffing, prospect evaluation, contract negotiations, player development, security and services.

VINCE ROZMAN

Sr. Director of Basketball Operations

Vince Rozman is in his 11th season with the Sixers and his first as Senior Director of Basketball Operations.

In his current role, Rozman is responsible for the day-to-day management of the scouting process. He is the lead on the team's draft preparation and works closely with Vice President of Player Personnel Marc Eversley.

Rozman started out as an intern with the Sixers basketball operations department for the 2006-07 season and was named was named the team's scouting coordinator at the conclusion of his internship.

A native of Cleveland, Rozman graduated from Ohio University. He and his wife, Caitlin, reside in the Philadelphia area.

BRETT BROWN

Head Coach

Brett Brown was named head coach of the Sixers on August 14, 2013 after spending the previous 11 seasons as an assistant coach for the San Antonio Spurs under Gregg Popovich. Brown was a member of the Spurs organization for their first four championship seasons (1999, 2003, 2005 and 2007). Brown enters his fourth season as head coach of the Sixers.

From the start, Brown placed emphasis on player development and a commitment to an elite level of conditioning as the pillars of his program in Philadelphia. Both focal points helped Brown's Sixers demonstrate tremendous improvement on the defensive end during his first three seasons.

In 2015-16, the Sixers ranked third in the NBA in blocks per game (6.0) and total blocks (495). Philadelphia was one of five NBA teams to feature two players with at least 100 blocked shots on the season as Jerami Grant led the team with 127 and Nerlens Noel added 100 of his own. The Sixers were also one of 11 teams to average at least eight steals per game in 2015-16. The Sixers have also set the franchise record for three-pointers made in each of Brown's three seasons after having the second-fewest 3FGM of any non-expansion team from 1997-98 through 2012-13.

The Sixers allowed nearly nine fewer points per game in 2014-15 than they did during Brown's first season (2013-14), which was the second-largest decrease from one season to the next in franchise history. Brown's Sixers ranked tied for first in the league in steals and second in turnovers forced in 2014-15 after ranking first in both categories in 2013-14.

The Sixers fielded the youngest team in the league in each of Brown's first two seasons as head coach. In 2014-15, the Sixers had 14 undrafted players on their roster at some point, smashing the previous league single season record of 10. A total of 24 players saw action in at least one game for the Sixers in 2014-15, up from 23 during Brown' first season in 2013-14.

Brown originally joined the Spurs as a member of their basketball operations department in 1998-99 but left after the season to become the head coach of the Sydney Kings of the Australian National Basketball League (NBL). He re-joined the Spurs in July of 2002 as the team's assistant coach/director of player development and was moved to the bench as an assistant coach prior to the 2006-07 season.

A native of Maine, Brown played at South Portland High School for his father Bob Brown, who is a New England Basketball Hall of Famer. The younger Brown went on to attend Boston University where he played under Rick Pitino. Brown was named team MVP his sophomore year and served as team captain his final two seasons, helping the Terriers reach the NCAA Tournament as a senior in 1983. For his career, Brown posted an assist-to-turnover ratio of 2.19 and left ranked fourth in school history in assists (404). In 2013, Brown joined his father as an inductee into the New England Basketball Hall of Fame.

In addition to his time with the Spurs, Brown has a wealth of coaching experience in Australia, where he met and married his wife, Anna. He started as an assistant coach with the Melbourne Tigers under Lindsay Gaze, a member of both the Australian and FIBA Hall of Fame. Brown was named head coach of the North Melbourne Giants in 1993 and earned NBL Coach of the Year honors in 1994 after leading the Giants to the National Championship. Including his return to the NBL for three seasons with the Sydney Kings in 1999, Brown amassed 149 career coaching victories, sixth-most in league history. In March of 2009, Brown was named head coach of the Australian National Team. He had previously served as an assistant for eight years, including both the 1996 and 2000 Olympic Games as well as the 1998 World Championships. Brown led Australia to the FIBA Oceania Championship over rival New Zealand in 2011 to secure a bid to the 2012 Olympics. At the London games in 2012, Brown guided Australia to what many consider one of its best Olympic runs, culminating with a win over eventual bronze medalist Russia before being eliminated by Team USA in the quarterfinals. Overall, Australia compiled a 3-3 mark without the services of injured star Andrew Bogut.

Brown and his wife Anna have been married for over 20 years and have two daughters, Julia and Laura, and a son, Sam.

LLOYD PIERCE

Assistant Coach

Lloyd Pierce enters his fourth season as Assistant Coach with the Sixers. Pierce has 19 years of professional and collegiate experience. He joined the Sixers after two seasons with the Memphis Grizzlies as Assistant Coach-Player Development under head coach Lionel Hollins. The Grizzlies reached the playoffs in both seasons, going as far as the Western Conference Finals.

Prior to working with the Grizzlies, Pierce spent the 2010-11 season as Assistant Coach with the Golden State Warriors under head coach Keith Smart. He also served three seasons as Assistant Coach-Player Development Coordinator for the Cleveland Cavaliers (2007-10) under head coach Mike Brown. In his three seasons with the Cavaliers, the team reached the playoffs in every season, including a trip to the Eastern Conference Finals.

Before coaching in the NBA, Pierce was an assistant coach at his alma mater Santa Clara University under his former collegiate coach, Dick Davey. Pierce assisted Coach Davey for 5 seasons on the Mission Campus from 2002-2007.

As a player, Pierce played four seasons internationally in Mexico, Australia, Germany and Turkey from 1999-2002.

The San Jose native played all four seasons at Santa Clara, teaming with two-time MVP Steve Nash and leading the Broncos to consecutive NCAA Tournament berths in 1995 and 1996 before graduating with a Bachelors of Science in Business Management.

Pierce and his wife, Melissa Jean, were married in August, 2015. The two reside in Philadelphia.

JIM O'BRIEN

Assistant Coach

Jim O'Brien enters his first season as an assistant coach with the Sixers. O'Brien is a three-time NBA head coach and most recently served as an assistant coach with the Dallas Mavericks during the 2012-13 season.

O'Brien has held head-coaching positions with the Pacers (2007-11), Sixers (2004-05) and Celtics (2001-04). O'Brien led the Sixers to a 43-39 record and a playoff appearance in his lone season as head coach.

A native Philadelphian and Roman Catholic High School standout, O'Brien attended that Saint Joseph's University, where he was a three-year starter, led it to three postseason appearances and was team co-MVP his senior season. He later would be enshrined in the school's Hall of Fame as well as the Philadelphia Big Five Hall of Fame.

In addition to his NBA coaching experience, O'Brien has spent a wealth of time in the collegiate ranks, serving as an assistant coach at Kentucky (1994-97), Oregon (1978-82), St. Joe's (1977-78), Maryland (1976-77), Pembroke State (1975-76) and Wheeling Jesuit (1974-75). He was the head coach at the University of Dayton from 1989-1994 and at Wheeling Jesuit from 1982-87.

O'Brien and his wife, Sharon, have three children: Jack, Shannon and Caitlyn. Sharon's father is Hall of Famer Jack Ramsay, who coached the Pacers from 1986-88.

BILLY LANGE

Assistant Coach & Director, Player Development

Billy Lange is in his fourth season with the Sixers and serves as Assistant Coach/Director of Player Development. Prior to joining the Sixers, Lange was the Associate Head Coach at Villanova under head coach Jay Wright.

For Lange, it was his second stint with the Wildcats, having spent three years as their director of basketball operations from 2001-2004. He rejoined Coach Wright's staff in May of 2011 following seven seasons as head coach of the United States Naval Academy.

At Navy, Lange inherited a team that had won five games the season prior to his arrival. The Midshipmen improved their win totals in each of his first five seasons, highlighted by a 19-11 mark in 2008-09. In 2008, Lange was named Patriot League Coach of the Year. Navy also led the Patriot League in scoring in five of the seven seasons Lange was in charge.

Lange was head coach at the United States Merchant Marine Academy (Division III) from 1999-2001. His teams won back to back Conference Championships and went to the NCAA Sweet 16 in 2001, while Lange was selected NABC Atlantic Region Coach of The Year.

A native of Haddon Heights, N.J., Lange played for his father, Bill Lange, Sr., at Bishop Eustace High School before moving onto Rowan University. He began his coaching career in 1994 as an assistant to his father. Lange also served as an assistant on Herb Magee's staff at Philadelphia University and spent the 1998-99 season as an assistant coach at La Salle.

Lange and his wife, Alicia have four sons: Will, Matt and twins Marc and Jake.

KEVIN YOUNG

Assistant Coach

Kevin Young enters his first season as an assistant coach with the Sixers

He spent the 2015-16 and 2014-15 seasons as Head Development Coach with the Delaware 87ers. Young served as an assistant on the Sevens staff in 2013-14.

Young coached in the NBA D-League from 2007-16, where he spent time with the Utah Flash and Iowa Energy in addition to the Sevens. Young was also the head coach of Shamrock Rovers Hoops in the 2006-07 Irish Super League season. Before that, Young spent time as an assistant coach at both Utah Valley State University and Oxford College.

Prior his coaching career, Young was a team captain at Clayton State University, where he is still a record-holder for assists and steals.

Young resides in Cherry Hill, NJ with his wife Melissa and their two sons, Jude and Van.

JOHN BRYANT
Player Development Coach

John Bryant enters his first season as player development coach with the Sixers

Bryant spent the past two seasons as an assistant coach with the Delaware 87ers, the official D-League affiliate of the Philadelphia 76ers. Also over the past two seasons, he has been and assistant coach with the Nigerian men's national team, competing in the 2016 Rio Olympics this past summer. Bryant served as associate head coach and head strength and conditioning coach with the Bakersfield Jam for three seasons prior to joining the Sevens. Prior to his coaching career, he played professionally in the NBA D-League (Bakersfield), Australia, China, Czech Republic, England, Germany and the ABA. Bryant played his collegiate ball at St. Joseph's University from 2001-05, where he started on the 2003-04 team that went 27-0 in the regular season. Bryant served as co-captain during his senior campaign with the Hawks.

Bryant resides in Cherry Hill, NJ with his wife Allison and two children Miles and Vera.

JOHN TOWNSEND
Shooting Coach

John Townsend enters his first season as the Sixers shooting coach. He previously spent three seasons with the Memphis Grizzlies; one as shooting coach and two as director of player development.

Townsend has experience as a shooting coach for the Toronto Raptors, Portland Trail Blazers and NBA Development League, working with players to develop better shooting habits through teaching, video analysis and repetition. He also spent time at the NBA Players Association Top 100 Camp as a shooting coach in 2005, 2006 and 2011.

In addition, Townsend has done consulting work for teams and individual players in England, Spain, Ireland, Northern Ireland, Singapore, Jordan, United Arab Emirates, Philippines, China, South Korea and Colombia.

A 1995 graduate of Ball State, Townsend and his wife, Brooke, have two daughters, Billie Fe and Bailee Lynn.

TODD WRIGHT
Assistant Coach, Head of Strength and Conditioning

Todd Wright enters his second season with the Sixers as Assistant Coach, Head of Strength and Conditioning. Wright brings with him 21 years of experience and is widely recognized within the field for his ability to develop players using innovative basketball-specific strength and conditioning techniques.

Prior to joining the Sixers, Wright was the Strength and Conditioning Coach for the Texas Longhorns men's basketball team for 17 seasons, during which time he supervised the development of 16 players selected in the NBA Draft, six All-Americans and two recipients of the prestigious Wooden Award as the national player of the year. During his 21 years at the collegiate level with the University of Texas and Clemson University, Wright participated in 19 NCAA tournaments, including 17 consecutive appearances between the two schools.

Wright is also a well-respected speaker in the field of strength and conditioning, having presented on the subject of "Vertical Core Training," which he developed. Many of Wright's unique training methodologies have been nationally recognized in numerous publications. He is also a member of the National Strength and Conditioning Association, is a Certified Strength and Conditioning Specialist (CSCS) and a Fellow of Applied Functional Science.

CHRIS BABCOCK
Assistant Director, Player Development

Babcock enters his first season as assistant director of player development.

Babcock served as player development assistant with the Sixers in 2015-16. He originally joined the team prior to the start of the 2013-14 season and assumed the role of assistant video coordinator, a position he held for two seasons. He spent the 2012-13 season with the San Antonio Spurs in the same role. Prior to his time with the Spurs, Babcock coached at the University of Texas from 2008-12.

Babcock's father, uncles and brother have NBA ties. His father, Rob, was an executive in the league for 27 years with Denver, Minnesota and Toronto, while his uncle Pete spent time in the front offices of Denver (six seasons) and Atlanta (13 seasons), operating as General Manager/President. Babcock's uncle David is currently the Vice President of Player Personnel for the Milwaukee Bucks, while his brother, Nate is the head video coordinator for the Brooklyn Nets.

He resides in Philadelphia with his wife Chelsea.

ALVIN WILLAMS
Player Development Coach

Alvin Williams enters his first season with the Sixers as player development coach.

Williams spent four seasons as a part of the Raptors coaching staff, beginning with an assistant coaching position during the 2009-10 season. On September 24, 2010, Williams was promoted to Director of Player Development with Toronto. In that role, he assumed the task of off-court development for the team including planning and coordinating of life skills training and overall player relationship management. He continued to travel with the team while working as needed on-court with players in their basketball development. Williams was originally hired as an Assistant Coach/Basketball Development on July 1, 2009, making his first foray into coaching since he ended his NBA playing career in 2007.

A product of Philadelphia's Villanova University, Williams spent played for three NBA teams over the course of nine seasons. He held career averages of nine points, four assists and three rebounds in 27.4 minutes per game.

DR. LANCE PEARSON
Director, Applied Analytics

Pearson enters his first season as director of applied analytics.

Pearson spent 2015-16 in the role of coordinator of coaching analytics and special video projects, and has been working within the Sixers' basketball operations department since 2013-14. Prior to the Sixers, he spent four years at Lindsey Wilson College in Kentucky as an assistant coach and adjunct professor of psychology. Pearson holds three bachelor's degrees from the University of Kentucky in mathematics, computer science and philosophy as well as a Ph.D. in cognitive and neutral systems from Boston University.

DR. DAVID T. MARTIN

Director of Performance Research & Development

Dr. David T. Martin enters his second season with the Sixers as Director of Performance Research & Development. Martin has been a pioneer in revolutionizing the way world-class athletes train for two decades. In this newly created role, Martin will oversee all aspects of the Sixers sport science, performance, training, rehabilitation and medical initiatives.

Martin has accumulated 21 years of experience working with elite athletes and is widely recognized as an innovator and leader in high performance sport. He is also an accomplished applied sport scientist with more than 100 publications investigating topics such as talent identification, development of power, fatigue management, competition analysis, altitude training, and thermoregulation. Additionally, Martin has worked with numerous world-class coaches across a number of different sports, including basketball.

Most recently, Martin was appointed as the Senior Sports Scientist and Team Leader for the AIS Combat Centre, a new initiative he spearheaded designed to raise international competitiveness in four Australian Olympic combat sports.

Since the 2000 Olympic Games in Sydney, Martin acted as the National Sport Science Coordinator for Cycling Australia. Over the last five summer Olympic Games, the cycling teams supported by Martin and his colleagues have won eight Gold, eight Silver and 12 Bronze medals. He has also worked with Australian World Record holders, World Champions and Australia's only winner of the Tour de France, and frequently presents findings from his research at international sport science meetings.

KEVIN JOHNSON

Head Athletic Trainer

With over 24 years of experience in the field of sports medicine, Kevin Johnson returns for his 14th season with the 76ers staff as the team's Head Athletic Trainer. He joined the Sixers organization at the beginning of the 2003-04 season.

A certified member of the National Athletic Trainers Association (NATA), Johnson is the current Chairman of the National Basketball Athletic Trainers Association (NBATA). He spent seven seasons as the head athletic trainer for the Washington Wizards (1994-95 to 2000-01) and four seasons as an assistant trainer with the Indiana Pacers (1990-91 to 1993-94). Prior to joining the NBA ranks, Johnson served as an assistant athletic trainer for the NFL's Indianapolis Colts.

Johnson graduated from Indiana State University in 1989 with a Bachelor of Science in Physical Education, with a specialization in Athletic Training. He is also certified by the National Academy of Sports Medicine as a Performance Enhancement Specialist and a Corrective Exercise Specialist. In 2001, Johnson served as the head athletic trainer for the Eastern Conference All-Star team.

An active member of Big Brothers of America, Johnson resides in Annapolis, Md., with his wife Sheila and their children, Mitchell and Jai.

JESSE WRIGHT

Head of Performance Science / Strength and Conditioning Coach

Jesse Wright is entering his 11th season with the 76ers and second as Head of Performance Science / Strength and Conditioning Coach, having spent the previous five seasons as Head Strength and Conditioning Coach. His first four seasons with the organization were spent as its Strength and Conditioning Consultant, while being employed as the Director for Summit Sports Training Center. He directed all of the training programs for the company and oversaw their Strength and Conditioning contract with Saint Joseph's University.

In 2012-13, Wright was named NBA Strength & Conditioning Coach of the Year, an award voted on by his contemporaries in the league. In addition, he served as President of the National Basketball Strength & Conditioning Association from 2013-2015. He currently chairs the committee that oversees and coordinates all of the anthropometric and performance testing for the NBA Pre-Draft Combine.

Wright received his Exercise Science degree from Temple University and has previously held Strength and Conditioning Coach positions with the Owls, Hofstra University Football, the Barcelona Dragons of NFL-Europe and the Philadelphia Eagles. Wright has certifications from the National Strength and Conditioning Association (RSCC*D, CSCS), the National Academy of Sports Medicine (PES), Functional Range Conditioning (FRC, FRR), and Functional Movement Systems (FMS).

76ERS MEDICAL STAFF

Christopher Dodson, MD
Head Team Physician

Jonathan Glashow, MD
Chief Medical Officer/ Orthopedic Surgeon

Peter Vitanzo, MD
Head Medical Physician

Brad Tucker, MD
Assistant Team Physician

Barry Kenneally, MD
Assistant Team Physician

Brian Sennett, MD
Orthopedic Consultant

SCOTT O'NEIL

Chief Executive Officer

Scott O'Neil is the Chief Executive Officer of the Philadelphia 76ers (NBA), New Jersey Devils (NHL) and Prudential Center, a 18,000 plus seat, state-of-the-art, multi-purpose arena Newark, NJ. O'Neil oversees the business operations of three of the top brands in sports and entertainment. He serves as an Alternate on the Board of Governors for the NBA and NHL. A former President of Madison Square Garden Sports, SVP of the NBA's Team Marketing and Business Operations Department, President of HoopsTV.com and Philadelphia Eagles executive, O'Neil has earned a reputation in the sports and entertainment industry as an innovator and leader of leaders.

In July 2013, O'Neil was hired by a private investor group led by co-Managing General Partners Josh Harris and David Blitzer to serve as the Chief Executive Officer of the Philadelphia 76ers. He was tasked with rejuvenating the business operations and branding for one of sports most storied franchises and home to some of the greatest players in NBA history.

O'Neil had a measurable impact on front office operations and corporate culture immediately. With the belief that talent wins, he recruited an enviable roster of the top minds in the industry with the goal of creating the most energizing, challenging and inspiring workplace in the world. The Sixers have twice been recipients of the "Best Place to Work in Philadelphia" award and the Devils and Prudential Center have been honored as a "Business of the Year".

Under O'Neil's direction, the Sixers have been ranked No. 1 and No. 2 in NBA new season ticket sales and customer service, respectively. The Prudential Center consistently places in top ten rankings of national arenas by Billboard Magazine, Pollstar and Venues Today, and it was recently recognized as the third-most played live event venue in the United States by Pollstar.

O'Neil has earned prestige throughout the sports industry for being a progressive thinker and innovator. Under his guidance the Sixers signed the first regular season jersey patch sponsorship in "big four" North American sports with team partner StubHub. O'Neil oversaw the recent acquisition and merger of legendary eSports franchises, Team Dignitas and Apex, making the Sixers the first professional sports team in North America to acquire an eSports team in the fastest growing sport in the world. In 2014, O'Neil and the Sixers were the first NBA team to sign partnership agreements with DraftKings Inc. and PartyPoker, becoming the first NBA team to enter into partnership agreements with online gaming companies.

With the goal of creating the largest and most advanced training complex in professional sports, O'Neil spearheaded the construction of the Philadelphia 76ers Training Complex in Camden, NJ. At 125,000-square feet, the complex is unparalleled in size and scope and was designed as a premier destination for elite NBA and front office talent. The complex will be home to the Sixers Innovation Lab Crafted by Kimball which is focused on rapidly growing early stage companies in the consumer space.

O'Neil's genuine belief that sports and entertainment offers a platform to change the world has been the driving force behind massive community engagement efforts by the teams and arena he oversees. He is a Founder and Board Member of the Sixers Youth Foundation, a 501(c)(3) public charity committed to coaching and mentoring underserved youth to be the next generation of leaders and innovators. The Sixers and Devils offer employees "76 Hours" and "82 Hours" of paid time each year to pledge to community service, resulting in over 20,000 volunteer hours generated annually in the Philadelphia market and New Jersey. O'Neil also serves as the Chairman of the Wilt Chamberlain Memorial Fund.

O'Neil's experience has earned him a place at the podium at some of the largest sports and entertainment industry events in the world, including Leaders in Sport, Beyond Sport, World Congress of Sport, Sports Business Journal's Sports Business Awards, CLIO Sports Awards, Telly Awards, the Sport Marketing Association's Conference, Villanova University School of Law, the Ivy Sports Symposium and many more. As a young executive, O'Neil was a three-time member of Sports Business Journal's Forty Under 40 Hall of Fame. In 2015 and 2016 the Philadelphia Business Journal named the Sixers CEO to their "Power 76" list of the most influential people in the greater Philadelphia region, while Philadelphia Magazine named him one of the most innovative leaders in Philadelphia in 2016.

O'Neil's career and ideologies on corporate culture and management have been chronicled in The Orange Revolution by Adrian Gostick and Chester Elton and The Outward Mindset by the Arbinger Institute. He has made numerous appearances on CNN, CNBC, and FOX Business Network, and twice co-hosted Bloomberg<GO>.

O'Neil attended Villanova University in Villanova, PA, where he earned his Bachelor's Degree in Marketing. He received his Master's in Business Administration from Harvard Business School, where he was nominated by his peers to deliver the class commencement speech in 1998. He serves on the boards for Hain Celestial and Zoomi Inc. as well as the March of Dimes and Give and Be Happy. He also sits on the Board of Governors of the Sixers Innovation Lab Crafted by Kimball. O'Neil currently resides in West Chester, PA with his wife Lisa and their three daughters.

CHRIS HECK

Chief Sales and Marketing Officer

Chris Heck currently serves as the 76ers Chief Sales and Marketing officer. Heck started with the Sixers when he was named Chief Revenue Officer on July 29, 2013. In his current role, Heck oversees all content, marketing, branding, ticket sales and service, sponsorship sales and activation and innovation strategy along with business development for the 76ers. Under Heck's leadership, the Sixers have sold the five largest partnerships in team history, became the first NBA team to sell uniform jersey patch, tripled season ticket member base, established the Patriot Partner platform and created unique integration of Philadelphia 76ers Training Complex Founding Partnerships. Additionally, Heck leads the management of Phila 100 and Circle of Stars influencer programs, Sixers Innovation Lab Crafted by Kimball, Stub Hub Ticket Integration Platform and the 76ers 1967 anniversary team marketing and branding campaign.

Prior to the Sixers, Heck served as the President of Business Operations for the New York Red Bulls (MLS), where he oversaw the business and commercial facets of the team and Red Bull Arena. Heck also spent seven years with the National Basketball Association (NBA) as senior vice president in the teams best practices group, team marketing and business operations. During his tenure with the league, he advised NBA teams on ticket sales and service, sponsorship development and marketing; managed the NBA's Canadian business; and oversaw all business and marketing for USA Basketball¹s Senior Men¹s and Women¹s National Teams.

Before his tenure with the league, Heck was vice president and general manager for Villanova Sports Properties, where he managed Villanova Athletics corporate partnerships on all platforms. Additional roles have included director of corporate sales and service for the Miami Heat, and corporate sales and training camp supervisor for the Philadelphia Eagles.

Named to Sports Business Journal¹s Forty Under 40 list in 2008, Heck holds a bachelor¹s degree from Villanova University and has served as an adjunct professor at Columbia University. Heck is currently serving on the board of advisors for MSP Sports, Cooper's Ferry Board of Directors, the Sixers Youth Foundation and a voting member of the Philadelphia Sports Hall of Fame. He and his wife Mary Beth have three children, Peyton, Madelyn and Gavin, and reside in Wilmington, Del.

LARA PRICE

Executive Vice President of Business Operations

Lara Price, the 76ers Executive Vice President of Business Operations, is in her 21st season with the organization.

When she was elevated to vice president of marketing in August of 1998, Price became one of only 18 female vice presidents in the NBA. Price was named the team's Senior Vice President in August of 2001 and Senior Vice President of Business Operations in June of 2003. She was promoted to her current position in January of 2014.

In collaboration with Chief Executive Officer Scott O'Neil and Chief Sales and Marketing Officer Chris Heck, Price ensures the completion of all operational tasks and objectives as well as making sure the organization maximizes opportunities at a high quality level. She is the team's primary contact with the league office and servers as a liaison between the business and basketball sides of the organization, helping to maintain and enhance that relationship.

Price also helps oversee the operation of the Delaware 87ers, which is the Sixers NBA Development League affiliate, and coordinates communication between the Sixers and their ownership group, including entities like the Prudential Center and the NHL's New Jersey Devils. She is also at the forefront of helping oversee the completion of the Sixers new state of the art practice facility and office complex located in Camden, NJ.

The recipient of several awards for excellence in advertising and public relations, Price joined the Sixers in 1996 as director of marketing after serving as manager of team services for the NBA. She also served as director of team services for the Continental Basketball Association.

In June of 2015, Price was honored by Women in Sports & Events (WISE), the leading voice and resource for women in the business of sports, by being named a recipient of their 2015 Woman of the Year Award, recognizing significant impact in the business of sports.

A native of Boulder, Colo., Price is a graduate of Colorado State University, where she was a member of the women's basketball team. Price resides in suburban Philadelphia.

BRAD SHRON

Executive Vice President, General Counsel

Brad Shron joined the Philadelphia 76ers, New Jersey Devils and Prudential Center as Executive Vice President, General Counsel in November 2013. Brad built and now oversees the legal teams across the three business units. He is responsible for negotiating, writing and executing all agreements and contracts for the organization and is lead counsel on all legal matters. He was named to NJBiz's "Forty Under 40" list in 2014.

Brad was previously an associate at Proskauer Rose LLP for over eight years, where he was part of the firm's prominent sports practice and represented teams, leagues and other institutions across the sports industry.

Brad received a B.A. from the University of Pennsylvania and his J.D. from Harvard Law School. He resides in New Jersey with his wife and two children.

CARLOS MONTOYA

Senior Counsel

Carlos Montoya, Senior Vice President & Deputy General Counsel, joined the Philadelphia 76ers, Prudential Center and the New Jersey Devils in July 2014. Previously, Carlos was an assistant general counsel at Aramark Corporation, where he held various corporate counsel and compliance positions, including serving as lead counsel for Aramark's business dining division. Prior to Aramark, Carlos was an associate in the litigation practice group of Morgan Lewis, where he represented corporate clients and individuals in commercial, securities and class action litigations and government investigations. Carlos also clerked for U.S. District Court Judge Gene E.K. Pratter, and worked as an associate in the corporate department of Simpson Thacher & Bartlett. Carlos serves on the board of directors of the Public Interest Law Center, a prominent public interest law firm based in Philadelphia. In 2013, Carlos was selected as one of seven "Top Lawyers Under 40" by the Hispanic National Bar Association, and recently was honored as a 2016 Corporate Counsel award recipient by the Philadelphia Business Journal. A graduate of the University of Virginia and the University of Pennsylvania Law School, Carlos lives in Center City, Philadelphia with his wife and son.

ANDY SPEISER

Senior Vice President of Finance, Chief Financial Officer

Andy Speiser begins his 25th season with the 76ers as the Senior Vice President of Finance, Chief Financial Officer. Speiser manages all financial aspects for the team, including supervision of the team's financial reporting, budgeting, the treasury function, serving as financial liaison to the National Basketball Association, and also plays an integral role in managing the daily day-to-day business operation along with the other members of the 76ers executive team.

In addition to his many financial responsibilities, Speiser also assists the General Manager's office on matters regarding the complexities of the NBA Collective Bargaining Agreement. His extensive knowledge of the Collective Bargaining Agreement, including the salary cap and player contracts, has made Speiser an invaluable resource to the basketball operations department.

He also serves on the Board of Directors for two charitable organizations: the Sixers Youth Foundation and the Wilt Chamberlain Memorial Fund.

Prior to joining the 76ers in August 1992, Speiser spent nine years working for McDonnell Douglas Truck Services, Inc. in Fort Washington, Pa., and served as their corporate controller from 1990-92.

A graduate of Syracuse University, Speiser and his wife Sharon have two sons, Alex and Dan.

CHAD BIGGS

Senior Vice President of Corporate Development & Activation

Chad Biggs was named Senior Vice President of Corporate Development & Activation for the Philadelphia 76ers in January of 2015. In his role, Biggs oversees all corporate partnership sales, retention and activation for the team's burgeoning roster of partners, which include Philadelphia 76ers Patriot Partners StubHub, DraftKings and the Rothman Institute at Jefferson Hospital.

Biggs brings more than 20 years of wide-ranging, sports-focused partnership experience to the Sixers, most recently serving as the Vice President of Global Marketing Partnerships for the NBA. During his stints at league offices in New York and Beijing, Biggs managed key domestic and global marketing partner relationships.

Prior to joining the NBA, Biggs was the Vice President of Business Leadership at Momentum Worldwide in New York, leading American Express' global entertainment sponsorships. He was also Vice President of Olympic Marketing at IMG Consulting, where he led the planning and management of Johnson & Johnson Vision Care's worldwide Olympic Games sponsorship program.

For four years, Biggs served as Senior Manager of Sports & Entertainment Marketing at Sprint Nextel Corporation, where he helped develop their ground-breaking title sponsorship of the NASCAR Nextel Cup Series (now NASCAR Sprint Cup Series). Biggs began his career working at IMG, where he focused on promoting tennis tournaments.

Biggs holds an MBA from the American Graduate School of International Management and a bachelor's degree from the University of Vermont. An avid marathoner, Biggs currently resides in Princeton with his wife and three children.

KATIE O'REILLY

Senior Vice President, Business Development & Brand Marketing

Katie O'Reilly joined the Philadelphia 76ers in September 2013 to head up the new Business Development department where she is responsible for creating and expanding strategic revenue initiatives for the organization, as well as instituting organizational processes to better link and enhance the efficiency of the overall business.

Now entering her fourth season, O'Reilly oversees the 76ers Business Development, Events & Corporate Hospitality and the Brand and Marketing Solutions departments inclusive of all team marketing, creative, advertising and merchandise initiatives. O'Reilly spearheaded the team's partnership with Rothman Institute at Jefferson hospital, and oversees dynamic business development projects surrounding the Sixers' new 125,000-square-foot Training Complex including the partnership creation, development and launch of the Sixers Innovation Lab: Crafted by Kimball Office, located at this new Training Complex and the first ever run in-house by a professional sports team.

Prior to her return to Philadelphia when joining the Sixers, O'Reilly was the Director of Partnership Marketing for Insignia Sports & Entertainment after serving as the National Program Director for IMG College in New York City where she oversaw the sales development team responsible for creating national programs and media plans for corporate partnerships across 70+ Division I University Athletic Departments, Conferences and other related properties. She previously held positions with the NBA's Team Marketing & Business Operations group and at Madison Square Garden.

O'Reilly received a BA in History from the University of Michigan, and was recognized as a 2016 Philadelphia Business Journal "40 Under 40" Honoree. She currently resides in Philadelphia, PA with her husband, Edward.

JAKE REYNOLDS

Senior Vice President, Ticket Sales & Service

As the Philadelphia 76ers Senior Vice President of Ticket Sales and Service, Jake Reynolds oversees the largest Sales Team in professional sports today. With over 115 full-time employees under his guidance, Reynolds has redefined Philadelphia 76ers corporate culture in his three years with the organization and achieved unprecedented success in new season ticket sales, service and Season Ticket Member retention, Group Sales, and employee retention and promotion.Reynolds spearheaded significant changes to the Sixers' Service and Retention Department through a training partnership with The Ritz-Carlton Leadership Center and the Disney Institute; as a result, the Sixers have achieved No. 1 and No. 2 rankings in NBA new season ticket sales and customer service surveys respectively.

Reynolds was an integral driver in the design, development and implementation of the Philadelphia 76ers and partner StubHub's groundbreaking ticketing platform. The revolutionary new ticketing platform seamlessly integrates and makes available primary and secondary seats in one marketplace, on one seating map, with one blended pricing purchase process. This game-changing platform will provide Sixers fans unparalleled access to available seats with a world-class, fan-friendly mobile experience.

Reynolds routinely presents his corporate culture tactics and approach at NBA League and sports industry conferences. His millennial management philosophy and style has been chronicled in Sports Illustrated, the Sports Business Journal, the Philadelphia Business Journal and more. His management initiatives played a critical part in the team twice being recognized as one of the "Best Places to Work" in Philadelphia.

Prior to his positon with the Philadelphia 76ers, Reynolds was the Director of Inside Sales for Monumental Sports & Entertainment, overseeing the ticket sales, servicing, and sales staff efforts for the Washington Wizards, Washington Capitals, Washington Mystics, Georgetown Men's Basketball. Reynolds has his BS in Business Management from Utah Valley University. He resides in Garnet Valley, PA with his wife Emily and their three daughters.

>> Back to Table of Contents

Community Engagement Programing

The Sixers believe that by fostering a bold and gutsy positive attitude, and nurturing devotion and commitment to a productive goal, young people can achieve their own personal greatness. Whatever endeavor they choose to pursue can be honed, crafted and developed. We are committed to fostering positive change in the lives of young people living in Philadelphia and Camden both in the classroom and on the court.

The motto we encourage for all those involved in our programs is: "I won't let others predict my future — I will invent my future, I will create my success."

Our Vision

We envision communities where all children have the opportunity to create, pursue and realize their dreams.

We are committed to reaching out into the lives of young people in our communities through in-depth engagements and community-based clinics to help them develop physical and emotional strength, a sense of personal well-being and an attitude of teamwork and service to others.

Utilizing the transformative power of basketball, we provide promising futures to our youth communities through education and mentorship. We can create the next generation of leaders and entrepreneurs that will ensure a bright future for our communities and all who live there.

Our Mission

In crafting our mission, we focus on what we can do that will have the greatest impact in achieving our vision. The result is both an action statement and a promise:

Through the transformative power of basketball and mentor-coaching, our young people can develop into the next generation of innovators and leaders.

Our Programs and Activities

Sixers Youth Foundation

The Sixers Youth Foundation is devoted to bringing positive change to the lives of young people in Philadelphia and Camden. The Foundation has developed and is investing in four signature programs in the coming years for middle school-aged youth: S.C.O.R.E., Sixers Youth H.O.O.P.S., Sixers Math Hoops and Court Renovations.

Through these programs, the Sixers Youth Foundation is helping young people who live in challenged communities and in vulnerable families develop healthy physical, social, emotional and academic skills. We are collaborating with educators and local schools to implement in-depth engagements with students in an effort to transform their lives and their futures in the classroom and on the court. We are helping young people develop in all facets of their character while fostering a life-long love of the game of basketball.

Community Relations

We connect to our fans and our communities in a multitude of ways, including hosting community activities, conferring in-arena recognitions and awards as well as donating memorabilia packages and tickets to qualifying non-profit organizations. In delivering our programs to the community, we involve Sixers' employees from across the organization, asking each to commit at least 76 hours of volunteer service throughout the year. A number of these volunteers participate in a rigorous coach-training program so that they can effectively engage and mentor young people who participate in our programs.

Our signature community activity is a 90-minute clinic that combines the power of basketball with individualized coaching and mentoring to help middle school-aged young people cultivate positive values and develop life-skills. The interactive clinic uses skill-building activities to inspire and engage students. In addition to the clinics, which are held throughout the year, the Sixers also partner with the NBA to conduct a series of outreach and in-arena events that supplement our outreach activities and sustain a sense of momentum.

Community Activities 2016-17

November, 2016

Stars and Stripes, presented by Toyota: In conjunction with the NBA Cares' Hoops for Troops initiative, we show our ongoing commitment to our military and their families by a series of recognition events throughout the basketball season. Highlights include a home game dedicated to our active and retired service men and women and a "Commitment to Service" community event featuring Sixers players working side-by-side with members of the military and recognition of a local military hero at select home games.

December, 2016

Season of Giving: Beginning with Thanksgiving, the NBA Family hosts hundreds of events to celebrate the holiday season. At the Sixers, we proudly support these efforts with a signature series of volunteer service events designed to spread cheer and create long-lasting memories for youth and families who live in our area's most underserved communities.

January, 2017

My Brother's Keeper – MENTOR Program: The NBA, the National Basketball Players Association, and the National Basketball Retired Players Association continue to help boys and young men of color discover a pathway to success through the My Brother's Keeper initiative – a multi-sector effort launched by President Obama and the White House. As part of our commitment to this initiative and in recognition of National Mentoring Month, we will host a convening for middle-school age youth and the most celebrated coaches and mentors from our area, for a powerful and inspiring program.

Martin Luther King, Jr. Day: Community service is at both the heart of the Sixers and Martin Luther King, Jr. Day. The Sixers will honor the work and memory of Martin Luther King, Jr. with a special video presentation shown in-arena at a home game that recognizes local Civil Rights leaders and community organizations, which encourages volunteer service.

FIT 76: During the month of January, the Sixers will conduct a series of clinics for youth throughout the community to show how active and healthy lifestyles contribute to overall life success. In addition, we will feature player and coach video presentations at our home games throughout NBA Fit Week that address the benefits of staying fit and eating healthy.

February, 2017

Black History Month: During the month of February, the Sixers will honor Civil Right pioneers through various programs and events occurring in our communities. In addition, the Sixers will celebrate the legacy of African-American leaders and mentors in-arena through special recognitions.

March, 2017

Noches Énebéa: In March, the NBA will tip off its eleventh annual Latin Nights program, Noches Énebéa. The Sixers will take part in this program with a video presentation in honor of all of our Latino fans. Additionally, the Sixers will wear specially-designed team shooting shirts during in-arena events.

April, 2017

Autism Awareness: In partnership with the NBA and Autism Speaks, the Sixers are raising awareness of Autism and supporting young people and families affected by it. At our Autism Awareness home game, public service announcements by Head Coach Brett Brown and representatives of Autism Speaks are broadcast on our arena jumbo screens. In addition, all Sixers coaches and local broadcasters wear the Autism Speaks lapel puzzle pin. This in-arena event is directly linked to a community-based clinic to support the needs and development of youth with autism.

Recognition and Awards

At a number of home games throughout the season, the Sixers honor and recognize individuals and organizations that have persevered through challenging life experiences and made a difference in the lives of others. Award recipients receive complementary seats at the game, a VIP experience, photo opportunities and public recognition.

Strong Kid of the Game

The Sixers honor a young person from our community who has demonstrated character and persevered through challenging circumstances at select home games.

Coach's Game Changer Award, presented by Firstrust Bank

The Sixers recognize an individual or organization that has used the power of coaching and mentoring to develop the potential of young people living in communities where our fans live, work and play at select home games.

Salute to a Soldier, presented by Toyota

The Sixers recognize active or retired members of the military for their service and dedication to our country. The Salute to a Soldier recognition takes place at select home games.

Project 76 Employee Volunteer Program

Project 76 is the Sixers official employee volunteer program that provides employees the opportunity to meaningfully engage in our communities. Sixers employees are committed to investing a minimum of 76 hours of their time in local projects.

Last year, employees, players and coaches contributed over 10,000 hours of service to over 200 organizations throughout our communities.

In-Kind Memorabilia and Ticket Donations

The Sixers support youth development programs and activities throughout our communities by donating tickets and memorabilia to qualified non-profit organizations. Ticket donations are limited to one request per organization per year. Priority is given to initiatives focused on youth living in the Greater Philadelphia area.

Ticket donations are intended to provide organizations that serve youth and families with the opportunity to enjoy an NBA game experience with the Sixers, while in-kind memorabilia donations are designed to provide non-profit organizations with an exciting package of Sixers memorabilia and VIP experiences that may be to aid their fundraising efforts.

WORLD B. FREE

Ambassador of 76ers Basketball

Entering his 19th season with the Sixers front office, World B. Free serves as the Ambassador of 76ers Basketball. A fixture in the 76ers family, the former 1975 Sixers second round draft pick travels to schools, recreation centers and playgrounds in the tri-state area teaching the fundamentals of basketball and life.

Free has headed up the successful 17-year-old 76ers Summer Hoops Tour where he reaches thousands of children each summer challenging these young people to not only further their basketball skills but their life skills as well. Additionally, Free makes countless public appearances delivering motivational messages on issues ranging from education, sportsmanship and saying "no" to drugs.

Free poured-in 17,955 points over his illustrious 13-year career. The prolific scorer from Brooklyn spent four years with the 76ers (1975-78, 1987), while also making stops in San Diego (1978-80), Golden State (1980-82), Cleveland (1983-86) and Houston (1987). As a member of the 1979-80 San Diego Clippers, Free put together his best season in the NBA. He averaged an astounding 30.2 points over just 68 games, which landed him a spot in the 1980 NBA All-Star Game. He appeared in 886 games over his career, averaging 20.3 points while dishing-out 3.7 assists per contest.

Free, who also spent two seasons as the 76ers strength and conditioning coach, was inducted into the New York City Basketball Hall-of-Fame in 1997, joining the likes of former teammate, Billy Cunningham, Kareem Abdul-Jabbar, Connie Hawkins, Lenny Wilkens and Nate "Tiny" Archibald.

Free attended Guilford College located in North Carolina for three years, where he averaged 23.6 points and 6.5 rebounds per game. He was a member of the school's 1973 NAIA Championship team, while being named the tournament's Most Valuable Player.

A native of Brooklyn, N.Y., Free currently resides in the Philadelphia area.



NBA CARES

NBA Cares is the league's global social responsibility program that builds on the NBA's mission of addressing important social issues. NBA Cares programs and participants have provided more than 3.7 million hours of hands-on service and created more than 1,040 places where kids and families can live, learn or play in communities around the world. The NBA also engages more than 12 million youth annually, inspiring play and teaching the values of the game. NBA Cares works with internationally recognized youth-serving programs that support education, youth and family development, and health-related causes, including: Thurgood Marshall College Fund, Special Olympics, YMCA of the USA, Boys & Girls Clubs of America, UNICEF, the Make-A-Wish Foundation, Share Our Strength and GLSEN.

NOTES

>> Back to Table of Contents

#5 CAT BARBER

★ ★ ★ ★ ★ ★

POSITION	Guard
HEIGHT	6-2
WEIGHT	170
YEARS PRO	R
FROM	North Carolina State/USA
BORN	7/25/94

CAREER HIGHS

PTS	38	vs. Wake Forest 2/13/16
FG	13	vs. Georgia Tech 1/27/16
FGA	27	vs. Georgia Tech 1/27/16
3FG	4	(5 times)
3FGA	8	(2 times)
FT	19	vs. Winthrop 11/27/15
FTA	22	vs. Winthrop 11/27/15
OR	3	(5 times)
DR	10	vs. S. Alabama 11/15/15
TR	12	vs. S. Alabama 11/15/15
AST	8	(6 times)
STL	3	(3 times)
BLK	1	(3 times)
MIN	45	at Georgia Tech 1/31/15

TRANSACTIONS: Was not selected in the 2016 NBA Draft... Signed with Philadelphia as a free agent 8/31/16.

COLLEGE: 2016 1st Team All-ACC (Media and Coaches). NABC All-District. Ranks 17th in NC State history with 1,507 career points; 8th in school history with 403 assists.

2015-16 - Junior Season: Emerged as one of the nation's top players, averaging 23.5 points per game ... Averaged 23.6 points per game in ACC play ... Started every game and led the ACC with 38.7 minutes per game ... Led ACC with eight game of at least 30 points ... Set school record with 237 made free throws ... Ranked among the league leaders in free throw percentage (.865) and assists per game (4.45) ... Voted ACC Player of the Week three times ... Had first career double-double in win over South Alabama (Nov. 15) ... Totaled 20 points, seven rebounds and seven assists in win over LSU in Brooklyn (Nov. 24) ... Scored 37 points with eight assists vs. Winthrop (Nov. 27) ... Scored 24 points vs. Bucknell (Dec. 5) ... had 26 points, six assists and made 3-pointer at the buzzer in win over High Point (Dec. 16) ... Scored 33 points in win at Missouri (Dec. 19) ... Scored 29 points vs. Northeastern (Dec. 29) ... Scored 26 points and made four 3-pointers at Wake Forest (Jan. 10) ... Made all 14 of his foul shots in a 31-point effort in a win at Pittsburgh (Jan. 19) ... Scored 36 points (13-27 FG, 8-8 FT) vs. Georgia Tech (Jan. 27) ... Scored 30 points in a win over No. 13 Miami (Jan. 30) ... Scored 31 points at Florida State (Feb. 1) ... Had 26 points and six assists at Duke (Feb. 6) ... Scored career high 38 points (17-18 FT in second half) in win over Wake Forest (Feb. 13) ... Scored 32 points vs. North Carolina (Feb. 24) ... Totaled 29 points at Notre Dame (March 2) ... Totaled 29 points and seven assists in ACC Tournament vs. Duke (March 9).

2014-15 - Sophomore Season: Played in 35 games, starting 33 ... Averaged 12.1 points and team-best 3.7 assists while shooting .380 from 3-point range ... Shot. 733 at the foul line and grabbed 3.3 rebounds per game ... In the last 14 games of the season, averaged 15.3 points, 4.0 assists and shot .431 from 3-point range ... Scored 25 points in season opener vs. Jackson State (Nov. 14) ... Totaled 15 points, seven rebounds, six assists vs. Hofstra (Nov. 17) ... Scored 17 points with six rebounds vs. Louisiana Tech (Dec. 23) ... Broke a string of eight games with single-digit scoring when he exploded for 23 points on 9-for-12 shooting and seven assists at Georgia Tech (Jan. 31) ... Scored 28 points and made four 3-pointers at Wake Forest (Feb. 3) ... Scored 21 points in win at Louisville (Feb. 14) ... Totaled 15 points, four rebounds and four assists in win at North Carolina (Feb. 24) ... Notched 10 points, seven rebounds, six assists and three steals in win over Syracuse (March 7) ... Exploded for a career-high 34 points - including 4-for-5 from 3-point range and 12-for-12 at the foul line - in ACC tourney win over Pittsburgh (March 11) ... Injured neck in league tourney quarterfinal vs. Duke (March 12) ... Scored 17 points in NCAA Tournament win over LSU (March 19) ... Scored 13 points vs. Villanova to help NC State advance to the Sweet 16 (March 21).

2013-14 - Freshman Season: Started 18 games and played 24.2 minutes ... Third on the team with 8.5 points per game on .401 shooting ... Dished 126 assists and appeared among ACC leaders in assist-turnover ratio for most of the season ... Scored 13 points in collegiate debut vs. Appalachian State (Nov. 8) ... Moved into the starting lineup after scoring a career-high 22 points vs. NC Central (Nov. 20) ... Totaled 19 points and four assists vs. Long Beach St. (Dec. 7) ... Scored 11 points vs. Campbell (Nov. 16) ... Recorded a career-high eight assists against East Carolina (Dec. 21) ... Scored 17 points at UNCG (Dec. 30) ... Played a career-high 36 minutes against Pittsburgh (Jan. 4) ... Scored 16 points in win at Notre Dame (Jan. 7) ... Had nine points and five assists in win at Pitt (March 3) ... Led team in assists (14) and steals (4) at ACC Tournament ... Dished seven assists vs. no turnovers vs. Miami (March 13) ... Scored 12 points vs. Duke in ACC semifinal.

OFF THE COURT: Born July 25, 1994 ... Son of Pamela Barber ... Has an older sister ... Was given the nickname 'Cat' by his sister.

NCAA STATISTICS

SEA	TM	G	GS	MIN	FG	FGA	PCT	3P	3PA	PCT	FT	FTA	PCT	OFF	DEF	TOT	A	PF	D	ST	TO	BS	PTS	AVG
13-14	NCST	36	18	871	108	269	.401	12	46	.261	78	112	.696	14	58	72	126	59		21	62	1	306	8.5
14-15	NCST	35	33	1108	144	328	.439	27	71	.380	110	150	.733	30	86	116	130	68		28	73	0	425	12.1
15-16	NCST	33	33	1278	248	572	.434	43	119	.361	237	274	.865	21	130	151	147	71		21	85	2	776	23.5
TOTALS		**104**	**84**	**3257**	**500**	**1169**	**.428**	**82**	**236**	**.347**	**425**	**536**	**.793**	**65**	**274**	**339**	**403**	**198**		**70**	**220**	**3**	**1507**	**14.5**

#0 JERRYD BAYLESS

★ ★ ★ ★ ★ ★

POSITION	Guard
HEIGHT	6-3
WEIGHT	200
YEARS PRO	8
FROM	Arizona/USA
BORN	8/20/88

CAREER HIGHS

PTS	31	(2 times)
FG	12	vs. Atl 2/26/14
FGA	24	at SA 12/23/09
3FG	6	(2 times)
3FGA	12	vs. Phi 4/4/14
FT	11	(2 times)
FTA	12	(4 times)
OR	2	(13 times)
DR	8	at NO 3/17/15
TR	8	(4 times)
AST	11	(2 times)
STL	4	(4 times)
BLK	3	at Cha 11/17/12
MIN	46:40	at Brk 11/2/15

PLAYOFF HIGHS

PTS	19	at LAC 4/20/13
FG	7	at SA 5/21/13
FGA	18	at SA 5/21/13
3FG	3	(2 times)
3FGA	8	vs. LAC 5/3/13
FT	6	at Pho 4/18/10
FTA	9	at Pho 4/18/10
OR	2	(2 times)
DR	4	(4 times)
TR	4	(8 times)
AST	7	vs. Pho 4/29/10
STL	2	at SA 5/21/13
BLK	2	vs. SA 5/25/13
MIN	37:36	at Pho 4/26/10

TRANSACTIONS: Selected by the Pacers with the 11th overall pick of the 2008 NBA Draft ... traded by Indiana with Ike Diogu to Portland for Jarrett Jack, Josh McRoberts and Brandon Rush on 7/9/08 ... traded by the Trail Blazers to the Hornets for a 2011 1st round draft pick on 10/23/10 ... traded by New Orleans with Peja Stojakovic to Toronto for David Andersen, Marcus Banks and Jarrett Jack on 11/20/10 ... signed with the Grizzlies as a free agent on 7/13/12 ... as part of a three-team trade, traded by Memphis to Boston on 1/7/14 ... signed with Milwaukee as a free agent on 7/31/14... signed with the Sixers on 7/13/16.

PRO CAREER: In 510 games with 81 starts, averaged 8.5 points, 2.9 assists and 2.1 rebounds in 21.2 minutes per game while shooting 41.5% from the floor, 36.5% from 3-point range and 82.5% from the line.

2015-16 (Milwaukee): Played in 52 games (18 starts), averaging 10.4 points, 3.1 assists and 2.7 rebounds in 28.9 minutes per game … shot a career-high 43.7 percent from three, which ranked fourth in the NBA during the regular season … made a career-high 101 3-pointers (previous high was 76 in 72 games during the 2013-14 season while playing for the Raptors) … had a career-high-tying six 3-pointers on 11/2 vs. BKN and finished with a season-high 26 points … logged his lone double-double of the season with a season-high 10 assists and 19 points on 11/7 vs. BKN … had 19 points and seven assists on a season-high-tying eight field goals on 12/28 at DAL … tied his career high of eight rebounds on 2/11 vs. WAS … recorded three 20+ point games and 28 10+ point games.

2014-15 (Milwaukee): Shot 88.3% from the free-throw line (121-for-137), which ranks 13th in Bucks history for highest single-season FT% with at least 120 FTM … tied career-high eight rebounds – all of which were defensive, which was a new career high – on 3/17 at NOP … played season-high 39 minutes on 2/20 vs. DEN … grabbed career-high eight rebounds on 2/23 at CHI … on 2/2 at TOR tied season-high nine assists … hit 58 consecutive attempts from the free-throw line from 11/19 to 1/25, which is the longest streak of free throw makes by a Buck since Michael Redd hit 59 in a row from 1/19 to 2/10/04 … set season high for assists with nine vs. UTA on 1/22 … hit season-high seven FGM on 12/20 at LAC … made first start of the season at TOR on 11/21 … scored season-high 20 points on 11/1 at WAS … swiped season-high three steals three times.

2013-14 (MEM/BOS): Averaged 9.3 points, 2.0 rebounds and 2.7 assists in 23.4 minutes per game split between MEM and BOS ... with BOS averaged 10.1 points, 2.1 rebounds and 3.1 assists per game ... shot 41.8 percent from the floor and 39.5 percent from 3-point range with BOS … recorded 19 points off the bench against SAC that included a season-high-tying four 3-pointers on 2/7 … dished season-high nine assists against SAS on 2/12 … netted a season-high 29 points against ATL on 2/26 that included a career-high 12 field goals ... in 41 games with BOS, recorded 10 or more points 22 times and 20+ points four times ... in 14 starts for BOS, averaged 13.9 points, 2.9 rebounds, 2.9 assists and 1.0 steal in 30.7 minutes ... shot 47.1 percent from 3-point range when he started for BOS ... recorded his 1,000th assist against PHI on 2/5 and his 3,000th career point against IND on 3/1.

2012-13 (Memphis): Averaged 8.7 points, 2.2 rebounds and 3.3 assists on 41.9 percent shooting in 22.1 minutes in a career-high 80 games (4 starts) … registered 14.6 points on 43.4 percent shooting over the final 16 games of the season … ranked second on the team in 3FGM (71) and 3FGA (201) … as a starter, posted 16.0 points, 4.0 rebounds and 5.8 assists in 37.8 minutes ... scored 10+ points in nine consecutive games from 1/23-2/8 and again from 3/15-29, the second-longest scoring streaks of his career … recorded the two highest scoring totals by a MEM reserve that season with 29 on 2/5 vs. PHX and season-high 30 on 3/23 vs. BOS, one of two 30-point games by a Grizzlies player that year (Zach Randolph, 38 on 12/4 vs. PHX) … tied career high with 11 assists in only 17 minutes on 12/14 at DEN, becoming the first NBA player to record that many assists in that few minutes since Randy Woods (LAC) on 2/14/95 at HOU … made a step-back jumper and sank two free throws in the final 24 seconds to help MEM defeat CLE on 11/26 in his first start of the season … scored seven points in the final 11 seconds of regulation in MEM home win on 3/20 vs. OKC, including a 3-pointer with 3.7 seconds remaining to send the game into OT … scored in double figures 25 times in his final 40 games after doing so just three times in his first 40 … inactive two games from 4/7-9 due to a sore right knee.

2011-12 (Toronto): Set career highs in scoring (11.4 points) and assists (3.8) in 31 games (11 starts) … increased averages to 17.8 points and 5.3 assists while shooting 45.0% from the field and 42.9% from 3-point range in his 11 starts … made career-high 6 3-pointers in a 30-point performance on 2/6 at WAS.

2010-11 (NOH/TOR): Averaged 9.2 points, 2.3 rebounds and 3.7 assists in 71 games (14 starts), splitting the season between NOH and TOR … as a starter, increased averages to 18.1 points and 6.7 assists in 35.6 minutes … set career highs with 11 assists and 8 rebounds on 1/24 vs. MEM … recorded a double-double with 11 points and 10 assists on 2/22 at CHA, tying career highs by shooting 11-of-12 from the free throw line, making him the first NBA player to record a points/assists double-double without a made field goal since Magic Johnson (4/2/96 at CHA) … tied a career high with 31 points on 12/10 at DET.

2009-10 (Portland): Averaged 8.5 points, 1.6 rebounds and 2.3 assists in 74 games (11 starts) … made more free throws (201) than field goals (200) … scored a career-high 31 points on 12/23 at SAC, setting a franchise record for points by a Trail Blazer making his first career start.

2008-09 (Portland): Averaged 4.3 points, 1.1 rebounds and 1.5 assists in 12.4 minutes in 53 games during his rookie season ... named the Most Valuable Player of the 2008 NBA Summer League in Las Vegas, after he averaged 29.8 points in four games.

PLAYOFFS: (29 games, 2 starts) ... 2015: Averaged 6.5 points, 2.5 rebounds and 3.0 assists in the first round against Chicago … made buzzer-beating lay-up to win the game on 4/25 vs. CHI, his first such make in the playoffs or regular season … 4.50 assist to turnover ratio (18:4) ranked fourth in the league during the postseason … 2013: Averaged 9.3 points, 2.0 rebounds and 2.1 assists in 21.3 minutes in 15 games … scored a playoff career-high 19 points in Game 1 of the first round on 4/20 at LAC ... 2010: Posted 13.5 points, 2.7 rebounds and 3.8 assists in 27.7 minutes in 6 games (2 starts) against PHX in the first round ... 2009: Made his first two playoff appearances and totaled 6 points in 11 minutes.

COLLEGE: 2007-08: Led the Arizona Wildcats in scoring (19.7 points) and assists (4.0) while averaging 2.7 rebounds on 45.8% shooting (40.7 3P%) in 35.7 minutes in 30 games … earned All Pac-10 Second Team and All-Freshman honors, First Team All-District honors by the National Association of Basketball Coaches (NABC) and U.S. Basketball Writers Association (USBWA), named Honorable Mention All-America by The Associated Press, and was a finalist for the Wooden Award … became the first freshman in school history to lead Arizona in scoring, as well as the first freshman to win team MVP since Sean Elliot (1985-86) … first player in Arizona history to score 30 points in three consecutive games ... tied the mark for most points by a freshman in a Pac-10 game with a career-high 39 on 2/10/07 vs. Arizona State.

OFF THE COURT: Son of Denise Bowman and Brad Bayless … name is pronounced JAIR-id … has an older brother, Justin … named to the 2009 USA Basketball Men's Select Team, though injury prevented him from participating … tabbed for the 2008 USA Basketball Men's Select Team alongside then-Trail Blazers teammate LaMarcus Aldridge … as a senior at St. Mary's, was named to the 2007 McDonald's All-American Team, the 2007 Jordan Brand All-American Classic, as well as a Parade and EA Sports All-American … named Gatorade Arizona State Player of the Year during his junior and senior seasons at St. Mary's … won the gold medal in the 100 meters at the 9- or 10-year old junior Olympics in Seattle … hobbies include golf, where he has made two hole-in-ones ... on Twitter as @jerrydbayless.

NBA REGULAR SEASON STATISTICS

SEA	TM	G	GS	MIN	FG	FGA	PCT	3P	3PA	PCT	FT	FTA	PCT	OFF	DEF	TOT	A	PF	D	ST	TO	BS	PTS	AVG
08-09	POR	53	0	655	69	189	.365	7	27	.259	83	103	.806	8	49	57	78	81	1	16	56	2	228	4.3
09-10	POR	74	11	1304	200	483	.414	29	92	.315	201	242	.831	18	102	120	172	152	1	26	94	5	630	8.5
10-11	2tm.	71	14	1495	218	517	.422	49	146	.336	166	206	.806	26	139	165	266	149	1	38	127	5	651	9.2
11-12	TOR	31	11	705	117	276	.424	44	104	.423	75	88	.852	8	58	66	118	70	3	24	53	4	353	11.4
12-13	MEM	80	4	1765	260	621	.419	71	201	.353	102	122	.836	22	154	176	264	168	1	59	120	17	693	8.7
13-14	2tm	72	19	1686	248	617	.402	76	212	.358	94	118	.797	22	123	145	194	161	1	60	82	9	666	9.3
14-15	MIL	77	4	1717	220	516	.426	37	120	.308	121	137	.883	22	189	211	233	163	0	59	133	12	598	7.8
15-16	MIL	52	18	1505	185	437	.423	101	231	.437	70	90	.778	21	120	141	163	111	0	47	73	11	541	10.4
TOTALS		**510**	**81**	**10831**	**1517**	**3656**	**.415**	**414**	**1133**	**.365**	**912**	**1106**	**.825**	**147**	**934**	**1081**	**1488**	**1055**	**8**	**329**	**738**	**65**	**4360**	**8.5**

NBA PLAYOFF STATISTICS

SEA	TM	G	GS	MIN	FG	FGA	PCT	3P	3PA	PCT	FT	FTA	PCT	OFF	DEF	TOT	A	PF	D	ST	TO	BS	PTS	AVG
08-09	POR	2	0	11	2	6	.333	0	1	.000	2	3	.667	0	1	1	0	0	0	0	1	1	6	3.0
09-10	POR	6	2	166	28	65	.431	6	15	.400	19	24	.792	4	12	16	23	21	1	2	8	0	81	13.5
12-13	MEM	15	0	320	49	137	.358	18	59	.305	23	26	.885	1	29	30	32	35	0	7	16	5	139	9.3
14-15	MIL	6	0	120	12	35	.343	2	7	.286	13	17	.765	4	11	15	18	12	0	2	4	2	39	6.5
TOTALS		**29**	**2**	**617**	**91**	**243**	**.374**	**26**	**82**	**.317**	**57**	**70**	**.814**	**9**	**53**	**62**	**73**	**68**	**1**	**11**	**29**	**8**	**265**	**9.1**

#42 ELTON BRAND

★ ★ ★ ★ ★ ★

POSITION	Forward
HEIGHT	6-9
WEIGHT	265
YEARS PRO	17
FROM	Duke/USA
BORN	3/11/79

CAREER HIGHS

PTS	44	(2 times)
FG	18	at Ind 2/24/00
FGA	26	(2 times)
3FG	1	(2 times)
3FGA	1	(21 times)
FT	15	vs. Uta 1/16/06
FTA	19	at LAL 11/19/99
OR	12	(2 times)
DR	16	(2 times)
TR	23	(2 times)
AST	10	at Ind 1/26/03
STL	5	(3 times)
BLK	8	(4 times)
MIN	55:00	at Cha 1/9/01

PLAYOFF HIGHS

PTS	40	at Pho 5/8/06
FG	18	at Pho 5/8/06
FGA	26	at Pho 5/22/06
3FG	–	
3FGA	1	vs. Pho 5/14/06
FT	13	at Pho 5/16/06
FTA	17	at Pho 5/16/06
OR	7	(2 times)
DR	11	vs. Den 5/1/06
TR	15	at Pho 5/16/06
AST	8	(2 times)
STL	3	at Pho 5/10/06
BLK	5	(3 times)
MIN	54:40	at Pho 5/16/06

TRANSACTIONS: Selected by Chicago with the first overall pick in the 1999 NBA Draft… Traded by Chicago to the L.A. Clippers for Tyson Chandler and Brian Skinner on 6/27/01... Signed as a free agent with Philadelphia on 7/9/08... Waived by Philadelphia on 7/12/12... Signed as a free agent with Dallas on 7/13/12... Signed as a free agent with Atlanta on 7/15/13... Re-signed with Atlanta on 9/23/14... Signed with Philadelphia on 1/4/16... Re-signed with Philadelphia on 9/7/16.

PRO CAREER: In 1,058 games with 868 starts, averaging 15.9 points,8.5 rebounds, 2.1 assists and 1.7 blocks in 33.0 minutes per game while shooting 50% from the floor and 73.6% from the line... Two-time NBA All-Star (2002 and 2006) and named to All-NBA Second Team in 2005-06... Won NBA Sportsmanship Award in 2006 and is a two-time divisional winner (2004 and 2007)...Shared NBA Rookie of the Year honors in 1999-2000 (with Steve Francis)... One-of-11 players in NBA history to accumulate at least 15,000 points, 8000 rebounds, 2000 assists and 1500 blocks, joining Kareem Abdul-Jabbar, Kevin Garnett, Tim Duncan, Shaquille O'Neal, David Robinson, Hakeem Olajuwon, Robert Parish, Patrick Ewing, Elvin Hayes and Pau Gasol... Ranks 20th on the all-time NBA list with 1,828 career blocked shots

2015-16 (Philadelphia): Appeared in 17 games (one start) after joining the team in January... Scored in double figures on three occasions, including a 13-point, 11-rebound double-double on 4/1 at Charlotte.

2014-15 (Atlanta): Appeared in 36 games (four starts) and averaged 2.7 opints and 2.8 rebound sin 13.5 minutes per game... Registered season-highs of nine points and nine rebounds vs Charlotte on 11/29... Blocked three shots twice.

2013-14: Appeared in 73 games (15 starting assignments), recording 5.7 points, 4.9 rebounds, a team-leading 1.2 blocks (23rd in NBA) and 1.0 assists in 19.4 minutes (.539 FG%, .649 FT%) • Averaged 8.1 points, 6.6 rebounds, 1.9 assists and 1.5 blocks in 27.6 minutes (.521 FG%, .700 FT%) as a starter • Scored in double-figures 10 times (one 20-point game) and had five double-digit rebounding efforts • Posted three double-doubles • Led the team in rebounding 11 times and in scoring once • Played in his 1000th career game v/DET (4/8) • SEASON HIGHS: 20 pts v/WAS (2/19), 13 rebs (2x), 5 assts @BOS (2/26), 3 stls (2x), 5 blks (2x), 8 FGM @PHI (1/31), 6 FTM v/WAS (2/19), 43 mins v/NYK (2/22).

2012-13 (Dallas): Saw action in 72 games (18 starts), averaging 7.2 points, 6.0 rebounds, 1.3 blocks and 1.0 assists in 21.2 minutes (.473 FG%, .710 FT%) • Recorded eight double-doubles and one 20-point scoring night • Scored in double-figures 22 times and pulled down double-digit rebounds on 12 occasions.

2011-12 (Philadelphia): Averaged 11.0 points, 7.2 rebounds, 1.6 assists, 1.6 blocks and 1.0 steals in 28.9 minutes (.494 FG%, .733 FT%), playing in 60 games (all starts) • Ranked 13th in the NBA in blocks, and had 11 double-doubles • Scored in double-figures 36 times

2010-11 (Philadelphia): Started all 81 games he played, averaging team-highs of 15.0 points, 8.3 rebounds, 1.5 assists, 1.3 blocks and 1.1 steals in 34.7 minutes (.512 FG%, .780 FT%) • Notched 24 double-doubles and scored 20-points-or-more 17 times • Had the eighth-most offensive rebounds in the NBA (237), and finished t16th in steals per turnover (1.19) •

2009-10 (Philadelphia): Averaged 13.1 points, 6.1 rebounds, 1.4 assists, 1.1 blocks and 1.1 steals in 30.2 minutes (.480 FG%, .738 FT%), appearing in 76 games (57 starts) • Compiled seven double-doubles.

2008-09 (Philadelphia): Played in 29 games (23 starts), averaging 13.8 points, 8.8 rebounds, 1.6 blocks and 1.3 assists in 31.7 minutes (.447 FG%, .676 FT%) • Had 10 double-doubles and seven games with 20-or-more-points • Suffered a right shoulder dislocation on 12/17/08 and missed 45-of-the-final-51 games due to the injury and subsequent surgery.

2007-08 (L.A. Clippers): Appeared in eight games (starting six), putting up 17.6 points, 8.0 rebounds, 2.0 assists and 1.9 blocks in 34.3 minutes (.456 FG%, .787 FT%) • Suffered a ruptured left Achilles tendon in August, 2007 and missed all except the final eight games of the season.

2006-07 (L.A. Clippers): Averaged 20.5 points, 9.3 rebounds, 2.9 assists, 2.2 blocks and 1.0 steals in 38.5 minutes of 80 starts (.533 FG%, .761 FT%) • Ranked 17th in the NBA in ppg, 10th in rpg, seventh in bpg, 13th in FG% and 14th in mpg • Pulled down 38 double-doubles • Became the Clippers' all-time leading rebounder @HOU (3/14/07).

2005-06 (L.A. Clippers): Averaged 24.7 points, 10.0 rebounds, 2.6 assists, 2.5 blocks and 1.0 steals in 39.2 minutes in 79 starts (.527 FG%, .775 FT%) • Finished 11th in the league in ppg, tied for sixth in rpg, fifth in bpg, seventh in FG% and tied for 12th in mpg • Scored in double-figures in all 79 games, and recorded 45 double-doubles • Led the NBA with 16 games compiling 30-or-more-points and 10-or-more rebounds.

2004-05 (L.A. Clippers): In 81 games (all starts), finished with averages of 20.0 points, 9.5 rebounds, 2.6 assists and 2.1 blocks in 37.0 minutes (.503 FG%, .752 FT%) • Was 21st in the NBA in ppg, 11th in rpg, ninth in bpg, t18th in FG% and fourth in offensive rpg (3.7) • Scored 20-points-or-more 42 times, and totaled 41 double-doubles.

2003-04 (L.A. Clippers): After missing 13-of-the-first-14 games due to a hairline fracture of his left foot, averaged 20.0 points, 10.3 rebounds, 3.3 assists and 2.2 blocks in 38.7 minutes (.493 FG%, .773 FT%) • Appeared in 69 games, starting 68 • Counted 40 double-doubles.

2002-03 (L.A. Clippers): Played in 62 games (61 starts), averaging 18.5 points, 11.3 rebounds, 2.6 blocks, 2.5 assists and 1.2 steals in 39.6 minutes (.502 FG%, .685 FT%) • Was the NBA leader in offensive rpg (4.6), was fourth in bpg, 11th in FG% and t12th in mpg • Recorded 44 double-doubles.

2001-02 (L.A. Clippers): In his first year with the Clippers, averaged 18.2 points, 11.6 rebounds, 2.4 assists, 2.0 blocks and 1.0 steals in 37.8 minutes (80 starts), hitting .527 FG% and .742 FT% • His 5.0 offensive rpg led the NBA • Was also second in FG%, fifth in rpg and 11th in bpg, totalling 55 double-doubles.

2000-01 (Chicago): Notched 20.1 points, 10.1 rebounds, 3.2 assists, 1.6 blocks and 1.0 steals in 37.8 minutes, appearing in 74 starts (.527 FG%, .708 FT%) • Finished tied for ninth in the NBA in rpg • Put forth 37 double-double efforts.

1999-2000 (Chicago): Shared NBA Rookie of the Year honors with Steve Francis after compiling 20.1 points, 10.0 rebounds, 1.9 assists and 1.6 blocks in 37.0 minutes (.482 FG%, .685 FT%) of 81 games (80 starts) • Became the 19th player in league history to average at least 20 points and 10 rebounds as a rookie • Led the NBA in offensive rebounding (4.3 per game) • Named MVP of the Schick Rookie Challenge at All-Star Weekend in Oakland, CA.

PLAYOFFS: Holds career playoff averages of 13.6 points, 6.8 rebounds, 1.7 assists and 1.7 blocks (.518 FG%, .722 FT%) in 37 games (30 starts) with the Clippers, 76ers and Hawks • Saw action in all seven of the Hawks' first-round playoff games vs. Indiana in 2014 • Played in 13 games during the Sixers' 2012 Playoff run, averaging 8.6 points, 4.8 rebounds and 1.5 blocks in 27.4 minutes (.465 FG%, .625 FT%) • Appeared in five games (all starts) in the 2011 postseason, and put up 15.6 points, 8.4 rebounds and 1.2 blocks in 37.0 minutes (.548 FG%, .769 FT%) • Started all 12 games for the Clippers in 2006, and averaged 25.4 points, 10.3 rebounds, 4.0 assists and 2.6 blocks in 43.1 minutes (.551 FG%, .750 FT%) • PLAYOFF CAREER HIGHS: 40 pts @PHO (5/8/06), 15 rebs @PHO (5/16/06), 5 assts (3x), 3 stls @PHO (5/10/06), 5 blks (3x), 18 FGM @PHO (5/8/06), 13 FTM @PHO (5/16/06), 55 mins @PHO (5/16/06).

COLLEGE: In two seasons at Duke, averaged 16.2 points, 8.9 rebounds and 1.9 blocks in 27.2 minutes (60 games) • Made .612 FGs and .671 FTs • As a sophomore (1998-99), led the Blue Devils to the NCAA Championship game while earning consensus National Player of the Year honors • In his two seasons, Duke recorded a 69-6 (.920) record, earning two Atlantic Coast Conference regular season titles, one ACC Tournament Championship and an NCAA runner-up and Elite Eight finish • Named to the ACC's 50th Anniversary Basketball Team in 2002.

OFF THE COURT: Born in Cortland, NY • He and his wife Shahara have two children, Peace and Mahala • Majored in Sociology at Duke • Was a McDonald's All-American at Peekskill HS • Started the Elton Brand Foundation in 2000, and donated $235,000 to open a reading and learning center in Peekskill, NY in 2004 • Founding member and president of Gibraltar Films, a company engaged in film investment, acquisition, production and distribution of motion pictures • One of the company's first projects was Rescue Dawn (2007), an action-adventure film about prisoners of war in Vietnam • Favorite movie is "Braveheart" and favorite TV show is "Curb Your Enthusiasm" • A fan of rap and Jay-Z in particular • If not playing pro basketball would be a teacher or businessman • Enjoys vacationing in St. Maarten.

NBA REGULAR SEASON STATISTICS

SEA	TM	G	GS	MIN	FG	FGA	PCT	3P	3PA	PCT	FT	FTA	PCT	OFF	DEF	TOT	A	PF	D	ST	TO	BS	PTS	AVG
99-00	CHI	81	80	2999	630	1306	.482	0	2	.000	367	536	.685	348	462	810	155	259	3	66	228	132	1627	20.1
00-01	CHI	74	74	2906	578	1215	.476	0	2	.000	334	472	.708	285	461	746	240	243	4	71	219	118	1490	20.1
01-02	LAC	80	80	3020	532	1010	.527	0	0	---	389	524	.742	396	529	925	191	254	3	80	173	163	1453	18.2
02-03	LAC	62	61	2454	451	899	.502	0	1	.000	244	356	.685	283	420	703	157	204	3	71	161	158	1146	18.5
03-04	LAC	69	68	2670	484	982	.493	0	1	.000	411	532	.773	269	445	714	227	229	1	64	193	154	1379	20.0
04-05	LAC	81	81	3001	629	1251	.503	0	3	.000	364	484	.752	296	474	770	208	240	2	62	183	169	1622	20.0
05-06	LAC	79	79	3099	756	1435	.527	1	3	.333	440	568	.775	236	554	790	208	227	0	81	173	201	1953	24.7
06-07	LAC	80	80	3077	645	1211	.533	1	1	1.000	351	461	.761	268	476	744	235	238	0	77	202	179	1642	20.5
07-08	LAC	8	6	274	52	114	.456	0	0	---	37	47	.787	21	43	64	16	21	0	3	17	15	141	17.6
08-09	PHI	29	23	920	163	365	.447	0	0	---	73	108	.676	77	177	254	37	78	1	17	68	45	399	13.8
09-10	PHI	76	57	2297	412	858	.480	0	1	.000	172	233	.738	179	282	461	109	232	1	82	131	80	996	13.1
10-11	PHI	81	81	2809	502	981	.512	0	1	.000	213	273	.780	237	439	676	120	244	3	92	101	106	1217	15.0
11-12	PHI	60	60	1732	287	581	.494	0	1	.000	85	116	.733	145	284	429	97	176	1	58	65	97	659	11.0
12-13	DAL	72	18	1527	226	478	.473	0	1	.000	66	93	.710	130	300	430	70	192	0	50	57	90	518	7.2
13-14	ATL	73	15	1414	179	332	.539	0	2	.000	61	94	.649	97	264	361	74	192	0	40	60	88	419	5.7
14-15	ATL	36	4	486	42	95	.442	0	1	.000	12	23	.522	28	72	100	22	54	0	17	18	25	96	2.7
15-16	PHI	17	1	225	31	72	.431	0	1	.000	8	9	.889	9	54	63	18	32	0	9	11	8	70	4.1
TOTALS		**1058**	**868**	**34910**	**6599**	**13185**	**.500**	**2**	**21**	**.095**	**3627**	**4929**	**.736**	**3304**	**5736**	**9040**	**2184**	**3115**	**22**	**940**	**2060**	**1828**	**16827**	**15.9**

NBA PLAYOFF STATISTICS

SEA	TM	G	GS	MIN	FG	FGA	PCT	3P	3PA	PCT	FT	FTA	PCT	OFF	DEF	TOT	A	PF	D	ST	TO	BS	PTS	AVG
05-06	LAC	12	12	517	124	225	.551	0	1	.000	57	76	.750	51	72	123	48	34	1	11	29	31	305	25.4
10-11	PHI	5	5	185	34	62	.548	0	0	---	10	13	.769	12	30	42	3	21	1	2	4	6	78	15.6
11-12	PHI	13	13	356	46	99	.465	0	0	---	20	32	.625	22	41	63	7	36	1	11	7	20	112	8.6
13-14	ATL	7	0	81	2	12	.167	0	0	---	4	5	.800	7	16	23	6	10	0	1	0	6	8	1.1
14-15	ATL	3	0	4	0	1	.000	0	0	---	1	2	.500	0	1	1	0	3	0	0	0	0	1	0.3
TOTALS		**40**	**30**	**1144**	**206**	**399**	**.516**	**0**	**1**	**.000**	**92**	**128**	**.719**	**92**	**160**	**252**	**64**	**104**	**3**	**25**	**40**	**63**	**504**	**12.6**

PLAYERS

#33 ROBERT COVINGTON

★ ★ ★ ★ ★ ★

POSITION	Forward
HEIGHT	6-9
WEIGHT	215
YEARS PRO	3
FROM	Tennessee State/USA
BORN	12/14/90

CAREER HIGHS

PTS	30	vs. NY 4/8/16
FG	10	vs. NY 4/8/16
FGA	21	vs. NY 4/8/16
3FG	7	(2 times)
3FGA	17	vs. Mil 4/10/16
FT	12	vs. Mil 4/13/15
FTA	13	vs. Mil 4/13/15
OR	4	(2 times)
DR	12	vs. GS 1/30/16
TR	14	at Bos 11/25/15
AST	5	(3 times)
STL	8	at Hou 11/27/15
BLK	4	vs. Mil 4/13/15
MIN	45:40	at NY 1/18/16

TRANSACTIONS: Was not selected in the 2013 NBA Draft… Signed as a rookie free agent with Houston on 7/13/13… Waived by Houston on 10/25/14… Signed as a free agent by Philadelphia on 11/15/14.

PRO CAREER: Three NBA seasons… In 144 games with 98 starts, averaging 12.6 points, 5.2 rebounds, 1.4 assists and 1.4 steals in 27.0 minutes per game while shooting 39.1% from the floor, 36.3% from 3-point range and 80.7% from the line…

2015-16: Appeared in 67 games (49 starts) and averaged 12.8 points, 6.3 rebounds, 1.4 assists and 1.6 steals in 28.4 minutes per game... Shot 38.5% from the field, 35.3% from three-point range and 79.1% from the free-throw line... Made 170 three-pointers, the fifth-most ever in a season by a Sixer... Hit at least five threes in 13 games, the most such games ever in a single season by a Sixer... Scored 20 or more points on 10 occasions, including a career-high 30-point outing on 4/8 vs. New York... Grabbed 10 or more rebounds nine times, including seven double-doubles... Pulled down a career-high 14 rebounds on 11/25 at Boston... Totaled six or more steals in four different games, including a career-best eight on 11/27 at Houston.

2014-15: Appeared in 70 games (49 starts) and averaged 13.5 points, 4.5 rebounds, 1.5 assists and 1.4 steals in 27.9 minutes per game... Shot 39.6% from the field, 37.4% from three-point range and 82% from the free-throw line... Made 167 three-pointers, the sixth-most ever in a season by a Sixer... Hit at least five threes in seven games... Scored 20 or more points on 14 occasions, including a season-high 27-point outing on 4/8 vs. Washington...Totaled five or more steals in four different games... Recorded his first career double-double (11 points, 10 rebounds) on 12/21 at Orlando... Scored in double figures in eight straight games from 1/28-2/9, his longest such streak of the season.

SUMMER 2014: Started all eight games for Houston in the 2014 NBA Summer League in Las Vegas, averaging 7.6 points, 4.6 rebounds, 1.3 assists and 1.38 steals in 24.1 minutes per game while shooting 26.6% from the floor, 27.8% from 3-point range and 73.9% from the line.

2013-14: Rookie NBA season (Houston)… In seven games, averaged 2.3 points in 4.9 minutes per game while shooting 42.9% from the floor and 36.4% from 3-point range… Spent most of the season with Houston's D-League Affiliate, Rio Grande Valley… In 42 games with 41 starts for the Vipers, averaged 23.2 points, 9.2 rebounds, 1.7 assists and 2.40 steals and 1.36 blocks in 34.1 minutes per game while shooting 44.0% from the floor, 37.0% from 3-point range and 84.3% from the line… Also averaged 3.2 3FGM… Was named NBA D-League Rookie of the Year, D-League First Team and D-League All-Star Game MVP after scoring 22 of his record 33 points in the second half to lead his team to victory… SUMMER 2013: In five games with two starts for Houston in the Orlando Pro Summer League, averaged 12.4 points, 5.0 rebounds, 1.2 assists and 2.40 steals in 23.4 minutes per game while shooting 41.2% from the floor, 32.1% from 3-point range and 84.6% from the line.

PLAYOFFS: 2013: Was inactive for all six games of Houston's First Round series vs. Portland.

COLLEGE: Spent all four of his seasons at Tennessee State, finishing his career ranked seventh in school history in both scoring (1,750) and rebounding (876)… Named Second Team All-Ohio Valley Conference as a sophomore and a senior while earning First Team honors as a junior… For his career, shot 47.6% from the floor, 42.2% from 3-point range and 80.2% from the line.

OFF THE COURT: Son of Dennis Covington and Teresa Bryant… Majored in Human Performance and Sports Science… Led Proviso West High (near Chicago) to the West Suburban championship as a senior, earning conference Player of the Year honors in the process.

NBA REGULAR SEASON STATISTICS

SEA	TM	G	GS	MIN	FG	FGA	PCT	3P	3PA	PCT	FT	FTA	PCT	OFF	DEF	TOT	A	PF	D	ST	TO	BS	PTS	AVG
13-14	HOU	22	0	252	31	87	.356	18	55	.327	21	29	.724	7	17	24	22	25	0	8	21	4	101	4.6
14-15	2tm	47	21	938	146	378	.386	91	246	.370	49	60	.817	18	69	87	98	83	0	29	62	3	432	9.2
15-16	PHI	67	49	1903	274	712	.385	170	482	.353	140	177	.791	65	354	419	97	232	4	105	143	40	858	12.8
TOTALS		**144**	**98**	**3893**	**579**	**1482**	**.391**	**341**	**939**	**.363**	**318**	**394**	**.807**	**132**	**608**	**740**	**202**	**424**	**5**	**204**	**272**	**71**	**1817**	**12.6**

NBA PLAYOFF STATISTICS

SEA	TM	G	GS	MIN	FG	FGA	PCT	3P	3PA	PCT	FT	FTA	PCT	OFF	DEF	TOT	A	PF	D	ST	TO	BS	PTS	AVG
2014	HOU				INACTIVE – COACH'S DECISION																			

PLAYERS

#21 JOEL EMBIID

★ ★ ★ ★ ★ ★

POSITION	Center
HEIGHT	7-0
WEIGHT	250
YEARS PRO	Rookie
FROM	Kansas/Cameroon
BORN	3/16/94

CAREER HIGHS

PTS	18	(2 times)
FGM	7	(2 times)
FGA	9	(3 times)
3FGM	1	vs. Kansas State 1/11/14
3FGA	2	vs. Kansas State 1/11/14
FTM	9	vs. Georgetown 12/21/13
FTA	12	vs. Georgetown 12/21/13
OR	5	(3 times)
DR	11	(2 times)
TR	13	(3 times)
AST	5	vs. Duke 11/12/13
STL	4	vs. Oklahoma 2/24/14
BLK	8	vs. Okla. State 1/18/14
MIN	33	at Texas Tech 2/18/14

TRANSACTIONS: Selected with the third overall pick by Philadelphia in the 2014 NBA Draft.

COLLEGE: Was an early entry candidate for the 2014 NBA Draft following his freshman season at Kansas… Averaged 11.2 points, 8.1 rebounds, 1.4 assists, 2.6 blocks and 0.9 steals while shooting 62.6% from the floor and 68.5% from the line… Set school freshman records for blocks (72), field goal percentage (.626) and rebounding (8.1 rpg)… Named Big 12 Defensive Player of the Year… Missed the final six games, including the Big 12 Championship and NCAA Tournament, with a lower back strain… Recorded at least one block in 26 of his 28 games played, including a season-high 8 blocks against Oklahoma State… Had eight double-doubles, including seven over his final 17 games played.

OFF THE COURT: Native of Cameroon… Son of Thomas and Christine Embiid… Has a younger sister, Muriel… Grew up playing mostly volleyball and soccer… According to reports, Luc Richard Mbah a Moute spotted him at a camp in Cameroon in 2011 and influenced his decision to come play high school basketball in the United States… Played his senior year at The Rock School in Gainesville, Fla., averaging 13.0 points, 9.7 rebounds and 1.9 blocks… Played in both the Jordan Brand Classic and Nike Hoops Summit.

NCAA STATISTICS

SEA	TM	G	GS	MIN	FG	FGA	PCT	3P	3PA	PCT	FT	FTA	PCT	OFF	DEF	TOT	A	PF	D	ST	TO	BS	PTS	AVG
13-14	KAN	28	20	647	107	171	.626	1	5	.200	98	143	.685	65	162	227	38	94	4	25	66	72	313	11.2

PLAYERS

#39 JERAMI GRANT

★ ★ ★ ★ ★ ★

POSITION	Forward
HEIGHT	6-8
WEIGHT	220
YEARS PRO	2
FROM	Syracuse/USA
BORN	3/12/94

CAREER HIGHS

PTS	21	(2 times)
FG	8	at Det 1/27/16
FGA	17	vs. Ind 4/2/16
3FG	3	(5 times)
3FGA	8	at Chi 4/11/15
FT	9	vs. Was 3/17/16
FTA	14	vs. Was 3/17/16
OR	5	vs. Tor 11/11/15
DR	8	(2 times)
TR	11	(2 times)
AST	6	vs. Sac 2/10/16
STL	4	vs. Den 12/5/15
BLK	8	vs. NY 1/21/15
MIN	43:08	vs. Mil 4/10/16

TRANSACTIONS: Selected by Philadelphia with the 39th overall pick in the 2014 NBA Draft.

PRO CAREER: In 142 games with 63 starts, averaging 8.2 points, 3.9 rebounds, 1.5 assists and 1.4 blocks in 24.2 minutes per game while shooting 39.4% from the floor, 27.8% from 3-point range and 63.3% from the line.

2015-16: In 77 games with 52 starts, averaged 9.7 points, 4.7 rebounds, 1.8 assists and 1.6 blocks in 26.8 minutes per game... Shot 41.9% from the field, 24% from three-point range and 65.8 percent from the line... Scored in double figures in 34 of 77 games, including four 20-point games... Set his career-high of 21 points on 1/27 at Detroit and again scored 21 on 4/10 vs. Milwaukee... Totaled 127 blocks, which ranked 11th in the NBA... Blocked five shots in four games and four or more in nine... Registered three double-doubles.

2014-15: In 65 games with 11 starts, averaged 6.3 points, 3.0 rebounds, 1.2 assists and 1.05 blocks in 21.2 minutes per game while shooting 35.2% from the floor, 31.4% from 3-point range and 59.1% from the line... Started his final 10 games played and 11 games overall… As a starter, averaged 6.7 points, 3.6 rebounds and 1.45 blocks in 28.3 minutes per game... Scored 10+ points 15 times, with a high of 18 at Cleveland on 2/2/15... Recorded 3+ blocks eight times, including a career-high 8 vs. New York on 1/21/15 and 6 at Charlotte on 4/4/15.

SUMMER 2014: Appeared in five games with two starts for Philadelphia in the Orlando Pro Summer League, averaging 7.2 points, 3.0 rebounds and 1.20 blocks in 19.6 minutes per game while shooting 48.1% from the floor, 42.9% from 3-point range and 53.8% from the line… In six games with one start for Philadelphia in the NBA Summer League in Las Vegas, averaged 6.5 points and 5.7 rebounds in 18.8 minutes per game while shooting 24.3% from the floor, 0-of-5 from 3-point range and 80.8% from the line.

COLLEGE: Was an early entry candidate for the 2014 NBA Draft following his sophomore season at Syracuse… Averaged 12.1 points and 6.8 rebounds as a sophomore after averaging 3.9 ppg and 3.0 rpg as a freshman… Scored in double-figures in 24 of his 32 games played… Had a season-high 24 points with 12 rebounds against Duke.

OFF THE COURT: Son of Harvey and Beverly Grant… Father played 11 seasons in the NBA, ending his career with the Sixers in 1998-99… Uncle, Horace Grant, played 17 NBA seasons and won three championships with the Chicago Bulls and one with the Los Angeles Lakers… Has three brothers, Harvey Jerai, Holdyn Jerian and Harrison Jaelin… Harvey Jerai played at Clemson and is now playing overseas… Holdyn Jerian just finished his career at Notre Dame… Played in the Jordan Brand Classic… Competed for USA Basketball in the 2012 FIBA Americas Under-18 Championship… Started all five games and helped team win the gold medal.

NBA REGULAR SEASON STATISTICS

SEA	TM	G	GS	MIN	FG	FGA	PCT	3P	3PA	PCT	FT	FTA	PCT	OFF	DEF	TOT	A	PF	D	ST	TO	BS	PTS	AVG
14-15	PHI	65	11	1377	124	352	.352	49	156	.314	114	193	.591	49	149	198	79	144	2	40	85	68	411	6.3
15-16	PHI	77	52	2066	251	599	.419	35	146	.240	212	322	.658	99	262	361	135	215	1	54	110	127	749	9.7
TOTALS		**142**	**63**	**3443**	**375**	**951**	**.394**	**84**	**302**	**.278**	**326**	**515**	**.633**	**148**	**411**	**559**	**214**	**359**	**3**	**94**	**195**	**195**	**1160**	**8.2**

#12 GERALD HENDERSON

★ ★ ★ ★ ★ ★

POSITION	Guard
HEIGHT	6-5
WEIGHT	215
YEARS PRO	7
FROM	Duke/USA
BORN	12/9/87

CAREER HIGHS

PTS	35	(2 times)
FG	13	(2 times)
FGA	24	vs. Mem 4/20/12
3FG	4	(2 times)
3FGA	6	at Atl 12/21/15
FT	15	at NY 3/29/13
FTA	17	at NY 3/29/13
OR	5	at GS 1/28/11
DR	13	at Was 3/27/15
TR	14	at Was 3/27/15
AST	11	vs. Sac 3/11/15
STL	5	vs. Ind 11/2/12
BLK	3	(4 times)
MIN	45:58	at New York 3/29/13

PLAYOFF HIGHS

PTS	16	at LAC 4/17/16
FG	7	at LAC 4/17/16
FGA	12	at LAC 4/17/16
3FG	2	(2 times)
3FGA	4	at GS 5/3/16
FT	5	at Mia 4/23/14
FTA	7	at Mia 4/23/14
OR	3	vs. LAC 4/29/16
DR	7	at Mia 4/20/14
TR	8	at Mia 4/20/14
AST	4	(2 times)
STL	3	at Mia 4/23/14
BLK	1	(4 times)
MIN	33:40	vs. Mia 4/28/14

TRANSACTIONS: Selected by Charlotte with the 12th overall pick in the 2009 NBA Draft… Re-signed with Charlotte on 7/30/13… Traded from Charlotte to Portland with Noah Vonleh for Nicolas Batum… Signed with Philadelphia on 7/9/16.

PRO CAREER: In seven NBA seasons with Charlotte and Portland, holds averages of 11.5 points (44.2% FG, 31.9% 3-PT, 79.1% FT), 3.3 rebounds, 1.9 assists and 26.3 minutes in 463 games (292 starts) … Has averaged double-digit scoring in four of his past five seasons dating back to 2011-12.

2015-16 (Portland): In 72 games, averaged 8.7 points (43.9% FG, 35.3% 3-PT, 76.7% FT), 2.9 rebounds, 1.0 assist and 0.54 steals in 19.9 minutes … Scored in double figures 32 times this season, including a season-high 20 points on 7-of-13 shooting against Dallas on Dec. 1 … Scored in double figures 25 times in his final 36 games, after having 10+ points seven times in his first 36 games this season … Matched his career high with four 3-point field goals (five attempts) and scored 19 points (7-10 FG) against New Orleans on Dec. 14 … Missed the first eight games of the season with a left hip injury.

2014-15 (Charlotte): Played in a team-high 80 games for Charlotte (72 starts), averaging 12.1 points (43.7% FG, 33.1% 3-PT, 84.8% FT), 3.4 rebounds and 2.6 assists in 28.9 minutes … Made a career-best 45 three-point field goals … Scored in double figures 51 times, including 11 games of 20 points or more and one game of 30 points or more … Recorded two double-doubles and had 10+ rebounds once … Dished out a career-high 11 assists in addition to his 17 points on March 11 against Sacramento … Scored 11 points and hauled in a career-high 14 rebounds at Washington on March 27 … Produced a season-high 31 points on a career-high tying 13 field goals Jan. 8 at Toronto … Scored 10+ points in 10 consecutive games from March 17 to April 3.

2013-14 (Charlotte): Started all 77 games he played in, averaging 14.0 points (43.3% FG, 76.1% FT), 4.0 rebounds and 2.6 assists in 32.0 minutes … His 34.8% shooting (40-115) from beyond the arc represented a career-high … Scored in double figures 63 times, 11 of which were of 20 or more points … Had a streak of 19 consecutive games with 10+ points from Nov. 16 to Dec. 21, the second-longest streak of his career … Produced a season-high 30 points on Jan. 11 at Chicago on 10-of-16 shooting (9-9 FT) … Had 25 games with 10+ points and at least five boards.

2012-13 (Charlotte): Produced career-highs of 15.5 points, 2.6 assists and 1.0 steal, along with 3.7 rebounds and 31.4 minutes in 68 games (58 starts) … Shot 44.7% from the floor and 33.0% from the three-point line, while also ranking 36th in the NBA in free-throw percentage (82.4%) … Scored in double figures 56 times, including a career-high 24 consecutive games to end the season (March 3 to April 17) … Scored a career-high 35 points on March 12 against Boston and March 29 at New York … Had 34 points against Orlando on March 27 … Swiped a career-high five steals on Nov. 2 against Indiana and led the team in steals 18 times .

2011-12 (Charlotte): Started in all 55 games he played in, averaging 15.1 points, 4.1 rebounds, 2.3 assists and 0.89 steals in 33.3 minutes … Led the team in scoring and shot a career-high 46.0% from the field … Finished with double-digit scoring 41 times, including a team-high 14 games of 20 or more points.

2010-11 (Charlotte): Averaged 9.6 points (45.4% FG, 78.5% FT), 3.0 rebounds, 1.5 assists and 24.4 minutes in 68 games played (30 starts) … Produced double-digit scoring 31 times, including 10 consecutive games from March 19 to April 6 … Scored at least 20 points in seven games and had a season-high 32 points (12-22 FG, 7-7 FT) on April 6 against Orlando … Averaged 13.4 points, 3.6 rebounds and 2.2 assists as a starter (30 games).

2009-10 (Charlotte): Appeared in 43 games as a rookie, averaging 2.6 points (35.6% FG, 21.1% 3-PT, 74.5% FT), 1.3 rebounds and 0.3 assists in 8.3 minutes … Scored a season-high 15 points on Nov. 25 against Toronto.

PLAYOFFS: In 15 career playoff games (four starts) with Charlotte and Portland, notched 7.7 points (37.0% FG, 69% FT), 3.4 rebounds and 1.7 assists 23.5 minutes per game … 2016: Appeared in 11 playoff games, averaging 6.9 points and 3.2 rebounds in 21.3 minutes per game... Scored a playoff-career-high 16 points in 30 minutes of play on 4/17 at L.A. Clippers... Scored in double figures in three of his 11 games overall... 2014: Scored double figures in two of his four playoff games against Miami, including a then playoff career-high 15 points in Game 2 of the Eastern Conference Quarterfinals on April 23 … Grabbed eight rebounds in his postseason debut on April 20.

COLLEGE: Three-year collegiate standout at Duke University, where he averaged 12.3 points (45.8% FG, 32.9% 3-PT, 70.6% FT), 4.2 rebounds, 1.8 assists and 0.98 steals in 103 games … Ranks 39th in Duke history with 1,262 career points and 20th with 69 blocks … 2008-09: Averaged career-highs in games played (37), starts (36), points (16.5), rebounds (4.9), assists (2.5) and three-point percentage (33.6%) during his junior season … Named Wooden Award All-America and Third Team AP All-America, as well as First Team All-ACC … His 16.5 points per contest tied with teammate Kyle Singler for highest on the team and ranked 11th in the ACC … 2007-08: Played in 34 games (33 starts), averaging 12.7 points (47.4% FG, 31.7% 3-PT, 66.9% FT), 4.7 rebounds, 1.6 assists and 1.15 steals … Had 25 games of 10 or more points (4 games with 20+ pts) … Notched 21 points against Belmont and 18 points vs. West Virginia in the NCAA Tournament … 2006-07: Averaged 6.8 points (45.1% FG, 32.0% 3-PT, 62.7% FT), 2.9 rebounds and 1.1 assists in 32 games (10 starts).

OFF THE COURT: The son of Marie and Gerald Henderson … His father played 13 seasons in the NBA for Boston, Seattle, New York, Philadelphia, Milwaukee, Detroit and Houston and won three NBA championships with the Celtics … His older brother, Jermaine, played collegiate basketball at Saint Rose College in New York … Also has an older sister named Jade … Completed his degree in psychology at Duke during the summer of 2014.

NBA REGULAR SEASON STATISTICS

SEA	TM	G	GS	MIN	FG	FGA	PCT	3P	3PA	PCT	FT	FTA	PCT	OFF	DEF	TOT	A	PF	D	ST	TO	BS	PTS	AVG
09-10	CHA	43	0	355	37	104	.356	4	19	.211	35	47	.745	15	40	55	13	25	0	10	14	9	113	2.6
10-11	CHA	68	30	1661	259	570	.454	7	36	.194	128	163	.785	49	158	207	101	118	1	50	64	32	653	9.6
11-12	CHA	55	55	1831	332	723	.459	11	47	.234	155	204	.760	64	161	225	126	128	1	49	100	20	830	15.1
12-13	CHA	68	58	2133	382	855	.447	33	100	.330	258	313	.824	55	195	250	177	149	0	68	108	34	1055	15.5
13-14	CHA	77	77	2461	403	930	.433	40	115	.348	235	309	.761	31	279	310	199	159	0	51	113	32	1081	14.0
14-15	CHA	80	72	2315	370	847	.437	45	136	.331	184	217	.848	36	237	273	206	135	2	51	110	22	969	12.1
15-16	POR	72	0	1431	232	529	.439	48	136	.353	112	146	.767	30	181	211	75	87	0	39	68	19	624	8.7
TOTALS		**463**	**292**	**12187**	**2015**	**4558**	**.442**	**188**	**589**	**.319**	**1107**	**1399**	**.791**	**280**	**1251**	**1531**	**897**	**801**	**4**	**318**	**577**	**168**	**5325**	**11.5**

NBA PLAYOFF STATISTICS

SEA	TM	G	GS	MIN	FG	FGA	PCT	3P	3PA	PCT	FT	FTA	PCT	OFF	DEF	TOT	A	PF	D	ST	TO	BS	PTS	AVG
13-14	CHA	4	4	119	14	37	.378	0	9	.000	11	17	.647	1	15	16	9	12	1	4	6	1	39	9.8
15-16	POR	11	0	234	30	82	.366	7	19	.368	9	12	.750	6	29	35	17	21	0	6	5	3	76	6.9
TOTALS		**15**	**4**	**353**	**44**	**119**	**.370**	**7**	**28**	**.250**	**20**	**29**	**.690**	**7**	**44**	**51**	**26**	**33**	**1**	**10**	**11**	**4**	**115**	**7.7**

#22 RICHAUN HOLMES

★ ★ ★ ★ ★ ★

POSITION	Forward
HEIGHT	6-10
WEIGHT	245
YEARS PRO	1
FROM	Bowling Green/USA
BORN	10/15/93

CAREER HIGHS

PTS	18	at Uta 12/28/15
FG	8	at Uta 12/28/15
FGA	11	at Uta 12/28/15
3FG	1	(8 times)
3FGA	3	(2 times)
FT	6	vs. Por 1/16/16
FTA	7	vs. Por 1/16/16
OR	6	vs. Mia 3/4/16
DR	5	(2times)
TR	8	vs. Mia 3/4/16
AST	3	(4 times)
STL	2	vs. Was 2/26/16
BLK	4	vs. Sac 2/10/16
MIN	27:38	vs. Chi 11/9/15

TRANSACTIONS: Selected by Philadelphia with the 37th overall pick in the 2015 NBA Draft.

PRO CAREER: In 51 games (one start) is averaging 5.6 points, 2.6 rebounds and 0.8 blocks in 13.8 minutes per game.

2015-16: In 51 games (one start) averaged 5.6 points, 2.6 rebounds and 0.8 blocks in 13.8 minutes per game... Scored in double figures 11 times, including a season-high 18 points at Uta on 12/28/15... Blocked at least three shots in three games, including a season-best four vs. Sac on 2/10... Ranked eighth among rookies with 40 blocks while playing 600 fewer minutes than any rookie ahed of him.

COLLEGE: Spent his final three seasons at Bowling Green after beginning his collegiate career at Moraine Valley Community College… Became first player in Bowling Green history to record over 1,000 points, 600 rebounds and 200 blocks… Shot 55.4% from the floor for his career… School's all-time leader in blocks (244) and averaged 2.57 blocks in his three seasons with the Falcons… Blocked 5+ shots 15 times during his career… As a senior, had two games in which he recorded 4+ blocks while also hitting 3+ 3FGM… Hit 18 3-pointers on 41.9% shooting as a senior… Named Mid-American Conference Defensive Player of the Year as a senior… Named All-MAC First Team as a senior and Third Team as a junior.

OFF THE COURT: Son of Richard Sr. and Lydecia Holmes… Has three brothers… Majored in Liberal Studies… Spent his final two seasons of varsity basketball at Lockport Township High School, located outside of Chicago.

NBA REGULAR SEASON STATISTICS

SEA	TM	G	GS	MIN	FG	FGA	PCT	3P	3PA	PCT	FT	FTA	PCT	OFF	DEF	TOT	A	PF	D	ST	TO	BS	PTS	AVG
15-16	PHI	51	1	702	114	222	.514	8	44	.182	51	74	.689	62	73	135	33	92	0	19	32	40	287	5.6

PLAYERS

#36 SHAWN LONG

★ ★ ★ ★ ★ ★

POSITION	Forward
HEIGHT	6-9
WEIGHT	255
YEARS PRO	1
FROM	Louisiana-Lafayette/USA
BORN	1/29/93

NCAA HIGHS

PTS	34	vs. S. Alabama 3/11/16
FG	13	vs.S. Alabama 3/11/16
FGA	25	at Arkansas State 1/9/16
3FG	5	(2 times)
3FGA	7	vs. Duquesne 12/22/12
FT	11	vs. Louisiana Monroe 2/2/16
FTA	16	(2 times)
OR	9	vs. Louisiana College 11/9/13
DR	15	(2 times)
TR	22	vs. S. Alabama 1/17/15
AST	5	at Incarnate Word 3/17/15
STL	3	(3 times)
BLK	7	vs. Texas-Arlington 1/11/14
MIN	50	vs. S. Alabama 1/10/13

TRANSACTIONS: Was not selected in the 2016 NBA Draft... Signed with Philadelphia on 7/8/16.

COLLEGE: Appeared in 135 games over four seasons at Louisiana-Lafayette and averaged 17.3 points, 10.7 rebounds and 2.0 blocks in 29.8 minutes per game... For his senior season, he was named Sun Belt Player of the Year and was an Associated Press Honorable Mention All-American... In 34 games his senior year, he averaged 18.9 points, 12. 1 rebounds and 1.8 blocks in 30.6 minutes per game... In three of his four seasons with the Rajin' Cajuns, Long was selected First-Team All-Sun Belt and he was the conference's Freshman of the Year in 2013.

OFF THE COURT: Born Jan. 29, 1993 in Morgan City, La. ... son of Carolyn Long ... He was named district MVP at Morgan City High, averaging more than nine blocks per game... He was teammates with current Orlando Magic guard Elfrid Payton on the 2012-13 University of Louisiana-Lafayette Rajin' Cajuns.

NCAA STATISTICS

SEA	TM	G	GS	MIN	FG	FGA	PCT	3P	3PA	PCT	FT	FTA	PCT	OFF	DEF	TOT	A	PF	D	ST	TO	BS	PTS	AVG
12-13	ULL	33	32	1025	195	453	.430	33	106	.311	88	127	.693	102	235	337	32	95		27	86	65	511	15.5
13-14	ULL	34	32	999	239	458	.522	33	78	.423	120	178	.674	121	232	353	19	119		23	73	91	631	18.6
14-15	ULL	34	34	951	205	378	.542	28	77	.364	120	182	.659	103	243	346	50	106		22	78	56	558	16.4
15-16	ULL	34	33	1042	232	443	.524	18	67	.269	160	235	.681	137	274	411	47	95		24	91	61	624	18.9
TOTALS		**135**	**131**	**4017**	**871**	**1732**	**.503**	**112**	**328**	**.341**	**488**	**722**	**.676**	**463**	**984**	**1447**	**148**	**415**		**96**	**328**	**273**	**2341**	**17.3**

PLAYERS

#20 TIMOTHE LUWAWU-CABARROT

★ ★ ★ ★ ★ ★

POSITION	Guard/Forward
HEIGHT	6-6
WEIGHT	205
YEARS PRO	Rookie
FROM	France
BORN	5/9/95



TRANSACTIONS: Selected by Philadelphia with the 24th overall pick in the 2016 NBA Draft.

INTERNATIONAL: 2015-16 (Mega Leks, Liga ABA): Appeared in 28 games, starting all… Averaged 14.6 points, 2.8 assists and 4.8 rebounds in 31.1 minutes per game... 2015-16 (Mega Leks, Liga KLS): Appeared in five games, starting four… Averaged 13.6 points, 2.8 assists and 3.6 rebounds in 24.8 minutes per game... 2014-15 (Antibes, LNB Pro B): Appeared in 42 games, starting 22… Averaged 7.1 points, 1.6 assists and 2.5 rebounds in 19.9 minutes per game... 2013-14 (Antibes, LNB Pro A): Appeared in four games… Averaged 1.5 points, 0.75 assists and 0.75 rebounds in 5.8 minutes per game... 2012-13 (Antibes, LNB Pro B): Appeared in two games… Averaged 2.0 points and 1.5 rebounds in 3.0 minutes per game.

OFF THE COURT: A native of France... Spent his overseas career as a member of Mega Leks... Won the 2016 Serbian Cup... Named to the 2016 All-ABA Team... Played for the French national team at the 2014 and 2015 U20 European Championships... He helped France to a semifinal appearance while averaging 11.6 points and 4.9 rebounds per game in 2015

#1 TJ MCCONNELL

★ ★ ★ ★ ★ ★

POSITION	Guard
HEIGHT	6-2
WEIGHT	200
YEARS PRO	1
FROM	Arizona/USA
BORN	3/25/92

CAREER HIGHS

PTS	17	(3 times)
FG	7	(3 times)
FGA	11	at Chi 12/14/15
3FG	3	at Brk 12/10/15
3FGA	5	vs. Min 1/4/16
FT	3	at Orl 1/20/16
FTA	4	(2 times)
OR	4	vs. Sac 2/10/16
DR	8	(2 times)
TR	9	at Mil 11/4/15
AST	13	vs. Tor 11/11/15
STL	4	vs. Min 1/4/16
BLK	2	(2 times)
MIN	36:29	vs. Orl 11/7/15

TRANSACTIONS: Was not selected in the 2015 NBA Draft... Signed with Philadelphia on 9/22/15.

PRO CAREER: Appeared in 81 games (17 starts), averaging 6.1 points, 4.5 assists and 3.1 rebounds in 19.8 minutes per game... Shooting 47% from the field, 34.8% from three-point range and 63.4% from the line.

2015-16: Appeared in 81 games (17 starts) and averaged 6.1 points, 4.5 assists and 3.1 rebounds in 19.8 minutes per game... Led all rookies with 95 steals... Was only rookie with at least 250 rebounds and 350 assists... His 367 assists were the fourth-most ever in a season by a Sixers rookie (Allen Iverson, Michael Carter-Williams, Maurice Cheeks).

COLLEGE: Played collegiately at Duquesne (2010-2012) and Arizona (2013-2015)... Held overall averages of 10.2 points, 5.4 assists and 2.3 steals for NCAA career... led Pac-12 in assists per game (6.3) and total assists (238) his senior season at Arizona... NCAA West Regional All-Tournament Team (2015)... First team All-Pac-12 (2015).

OFF THE COURT: Native of Pittsburgh, PA... A 2010 graduate of Chartiers Valley High School in Bridgeville, Pa. … Averaged 34.2 points, 8.2 rebounds and 9.1 assists per game as a senior in earning first-team all-state honors and was the Pennsylvania Class 3A Player of the Year according to the Associated Press, and was the Pittsburgh Post-Gazette male High School Athlete of the Year (all sports) … Played for his father, Tim, in high school … Led the Colts to a 29-2 record, the WPIAL championship, and a berth in the Class 3A state championship game as a senior.

NBA REGULAR SEASON STATISTICS

SEA	TM	G	GS	MIN	FG	FGA	PCT	3P	3PA	PCT	FT	FTA	PCT	OFF	DEF	TOT	A	PF	D	ST	TO	BS	PTS	AVG
15-16	PHI	81	17	1606	218	464	.470	31	89	.348	26	41	.634	43	207	250	367	114	0	95	140	10	493	6.1

PLAYERS

#4 NERLENS NOEL

★ ★ ★ ★ ★ ★

POSITION	Forward/Center
HEIGHT	6-11
WEIGHT	228
YEARS PRO	2
FROM	Kentucky/USA
BORN	4/10/94

CAREER HIGHS

PTS	30	vs. LAC 3/27/15
FG	12	vs. LAC 3/27/15
FGA	18	(2 times)
3FG	1	at Was 2/29/16
3FGA	1	(2 times)
FT	8	at Mia 2/23/15
FTA	11	at Cle 12/20/15
OR	8	vs. Hou 3/9/16
DR	12	vs. Was 3/17/16
TR	17	vs. Atl 3/7/15
AST	5	(5 times)
STL	7	vs. Was 3/17/16
BLK	9	vs. Ind 2/20/15
MIN	47:12	at NY 1/18/16

TRANSACTIONS: Selected by New Orleans with the sixth overall pick in the 2013 NBA Draft… Rights were traded by New Orleans to Philadelphia along with a 2014 first round pick in exchange for Jrue Holiday and the rights Pierre Jackson on 7/12/13.

PRO CAREER: In 142 career games (133 starts), holds averages of 11.1 points, 8.1 rebounds, 1.8 assists, 1.8 steals and 1.8 blocks in 30.1 minutes per game... Shooting 49% from the field and 60% from the line.

2015-16: In 67 games with 62 starts, averaged 11.1 points, 8.1 rebounds, 1.8 assists, 1.8 steals and 1.5 blocks in 29.3 minutes per game while shooting 52.1% from the floor and 59% from the line... Finished 12th in the NBA in field-goal percentage... Was one of three NBA players with at least 100 steals, 100 blocks and 100 assists... He is the only player in the league to register such totals in consecutive seasons and one of four Sixers ever to do so in multiple seasons.

2014-15: In 75 games with 71 starts, averaged 9.9 points, 8.1 rebounds, 1.7 assists, 1.77 steals and 1.89 blocks in 30.8 minutes per game while shooting 46.2% from the floor and 60.9% from the line… SUMMER 2014: Appeared in a total of five games for Philadelphia in the 2014 Orlando Pro Summer League and the NBA Summer League in Las Vegas, averaging 13.4 points, 5.6 rebounds, 1.4 assists, 2.60 blocks and 1.80 steals in 25.8 minutes per game while shooting 50.0% from the floor and 70.4% from the line

2013-14: Missed the entire season rehabbing a left knee injury… Was cleared to participate in limited on-court work on 1/15/14.

COLLEGE: Was an early entry candidate for the 2013 NBA Draft following his freshman season at Kentucky… Averaged 10.5 points, 9.5 rebounds, 1.6 assists, 2.1 steals and an NCAA-best 4.4 blocks while shooting 59.0% from the floor… Suffered a torn ACL in his left knee at Florida on 2/12/13 and missed the remainder of the season… Named SEC Defensive Player of the Year, SEC Freshman of the Year and First Team All-SEC… Joined Anthony Davis as the only players in Kentucky history to record at least 50 steals and 50 blocks in the same season… Recorded at least 5 blocks in half of his 24 games played, including a school-record 12 rejections at Mississippi.

OFF THE COURT: Son of Dorcina Noel… Born in Malden, Mass., a suburb of Boston… Was the top-rated player by both ESPNU recruiting and Scout.com coming out of high school and was rated the second-best prospect by Rivals… Averaged 12.6 points, 7.2 rebounds and 3.9 blocks as a senior at Tilton School in New Hampshire and was named USA Today National Player of the Year… Competed for the USA Junior National Select Team at the 2012 Nike Hoops Summit.

NBA REGULAR SEASON STATISTICS

SEA	TM	G	GS	MIN	FG	FGA	PCT	3P	3PA	PCT	FT	FTA	PCT	OFF	DEF	TOT	A	PF	D	ST	TO	BS	PTS	AVG
13-14	PHI	INACTIVE – LEFT KNEE INJURY																						
14-15	PHI	75	71	2311	302	653	.462	0	0	--	140	230	.609	185	426	611	128	208	2	133	146	142	744	9.9

PLAYERS

#8 JAHLIL OKAFOR

★ ★ ★ ★ ★ ★

POSITION	Center
HEIGHT	6-11
WEIGHT	275
YEARS PRO	1
FROM	Duke/USA
BORN	12/15/95

CAREER HIGHS

PTS	31	at Dal 2/21/16
FG	13	vs. Tor 11/11/15
FGA	25	(2 times)
3FG	1	at Det 2/24/16
3FGA	1	(6 times)
FT	8	at Brk 12/10/15
FTA	10	(2 times)
OR	7	vs. Brk 2/6/16
DR	11	at Mem 11/29/15
TR	17	vs. Brk 2/6/16
AST	5	vs. Sac 2/10/16
STL	2	(3 times)
BLK	4	(2 times)
MIN	39:01	at SA 11/14/15

TRANSACTIONS: Selected by Philadelphia with the third overall pick in the 2015 NBA Draft.

PRO CAREER: In 53 games (48 starts), averaging 17.5 points, 7.0 rebounds, 1.2 assists and 1.2 blocks in 30 minutes per game... Shooting 50.8% from the field and 68.6% from the line.

2015-16: Appeared in 53 games (48 starts) and averaged 17.5 points, 7.0 rebounds, 1.2 assists and 1.2 blocks in 30 minutes per game... Becamefirst NBA rookie to average 17 points, seven rebounds and one block per game since Pau Gasol did so in 2001-02 with the Memphis Grizzlies... Joined Charles Barkley (54.5 percent in 1984-85) as the only qualified Sixers rookies ever to shoot at least 50 percent from the field... Scored 20 points in 23 of his 53 games, becoming the first NBA rookie to score 20+ in at least 23 of his first 53 career games since Cleveland's Kyrie Irving scored 20 or more in 27 of his first 53... The last Sixers rookie to do so was Allen Iverson, who scored 20+ in 31 of his first 53 career games... On February 6 against Brooklyn, scored 22 points and corralled a career-high 17 rebounds as he became the first Sixers rookie with at least 22 points and as many as 17 rebounds in a game since Barkley on February 22, 1985 against Detroit (per Elias Sports Bureau).

INTERNATIONAL: Playing for USA Basketball, earned gold medals at the 2013 FIBA U19 World Championship, the 2012 FIBA U17 World Championship and the 2011 FIBA Americas U16 Championship… Helped led the U.S. to a win over the World Select Team in the 17th Annual Nike Hoop Summit.

COLLEGE: Was an early entry candidate for the 2015 NBA Draft following his freshman season at Duke… Helped the Blue Devils to 35-4 mark and the National Championship… Averaged 17.3 points, 8.5 rebounds, 1.3 assists and 1.42 blocks… Ranked second in the nation in field goal percentage (.664) and began his collegiate career by shooting 25-of-30 from the floor over his first three games… Shot 50% or better from the floor in all but five of his 38 games played, including 70% or better 20 times… Was a consensus First Team All-American and runner-up for the John R. Wooden Award recognizing the nation's most outstanding player… Also named USBWA National Freshman of the Year and ACC Player of the Year, becoming the first freshman in school history to accomplish that feat… Scored 20+ points 14 times, including a career-high 30 at Virginia Tech… Recorded 11 double-doubles… Against Elon, became the third freshman in conference history to post 20+ points and 20+ rebounds in the same game… Averaged a team-high 15.0 points on 63.5% shooting in the NCAA Tournament.

OFF THE COURT: First name is pronounced JAH-lil… Son of the late Decresha Lanett Benton and Chukwudi (Chuck) Obika Okafor… Has two younger brothers, Jamonte and Ashondre, and one older sister, Jalen… Mother passed away when he was nine… His aunt, Chinyere Okafor-Conley, helped raise him along with his father… Father played basketball at Westark Community College, West Texas A&M and Carl Albert State College… Mother also played basketball at Carl Albert… Distant cousin of Emeka Okafor… Is of Nigerian descent through his paternal grandfather… Was a AAU teammate of Jabari Parker and is longtime friends with Tyus Jones… Born in Chicago and attended Whitney Young High School, the same school as First Lady Michelle Obama… As a senior, averaged 24.1 points and 11.3 rebounds, leading Whitney Young to the Illinois Class 4A title while earning national player of the year awards from McDonald's, USA Today and Parade Magazine… Was co-MVP of both the 2014 McDonald's All-American game and the Jordan Brand Classic… Plays the saxophone and the tuba… Plays chess.

NBA REGULAR SEASON STATISTICS

SEA	TM	G	GS	MIN	FG	FGA	PCT	3P	3PA	PCT	FT	FTA	PCT	OFF	DEF	TOT	A	PF	D	ST	TO	BS	PTS	AVG
15-16	PHI	53	48	1591	397	781	.508	1	6	.167	133	194	.686	122	251	373	65	140	1	22	124	61	928	17.5

PLAYERS

#43 BRANDON PAUL

★ ★ ★ ★ ★ ★

POSITION	Guard
HEIGHT	6-4
WEIGHT	205
YEARS PRO	Rookie
FROM	Illinois
BORN	4/30/91

NCAA HIGHS

PTS	43	vs. Ohio St. 1/10/12
FG	11	vs. Ohio St. 1/10/12
FGA	23	at Minnesota 1/28/12
3FG	8	vs. Ohio St. 1/10/12
3FGA	10	(3 times)
FT	13	vs. Ohio St. 1/10/12
FTA	15	vs. Ohio St. 1/10/12
OR	3	at Minnesota 1/28/12
DR	9	(2 times)
TR	10	vs. Missouri 12/22/11
AST	7	vs. Georgia Tech 11/28/12
STL	5	(4 times)
BLK	4	vs. Ohio St. 1/10/12
MIN	48	vs. Minnesota 12/27/11

TRANSACTIONS: Was not selected in the 2013 NBA Draft... Signed with Philadelphia on 7/25/16.

INTERNATIONAL: 2015-16 (FIATC Joventut, Spanish ACB): Appeared in 33 games, starting 25… Averaged 13.2 points, 2.7 rebounds and 1.4 assists in 23.1 minutes per game... 2013-14 (Nizhny Novgorod. Russia VTB United League): Appeared in 22 games (12 Eurocup, 10 league), starting seven… Averaged 6.0 points and 2.6 rebounds in 13.7 minutes per game.

NBA D-LEAGUE: 2014-2015 (Canton Charge, NBA Development League): Appeared in 43 games, starting 24… Averaged 15.0 points, 4.4 rebounds, 1.8 assists in 26.3 minutes played per game... 2013-2014 (Canton Charge, NBA Development League): Appeared in two games…Averaged 5.0 points, 2.0 rebounds, 1.5 assists in 10.5 minutes played per game.

COLLEGE: Appeared in 138 games (90 starts) and averaged 12.0 points, 3.8 rebounds and 2.2 assists in 26.6 minutes per game... Shot 38.4% from the field, 32.5% from three-point range and 72.4% from the line... In his senior season, he led the Illini with 16.6 points per game as the team compiled a 23-13 record and earned at No. 7 seed in the 2013 NCAA Tournament... He was selected Third Team All-Big Ten in 2012 and 2013.

OFF THE COURT: Born April 30, 1991 ... Majoring in recreation, sport and tourism ... Parents are Cliff Sr. and Lynda Paul ... Has two brothers, Cliff Jr., who attended the University of Illinois, and a younger brother, Darius, who is a freshman on the basketball team at Western Michigan ... Father served in the Navy and is a police officer ... Mother is a financial planner ... Mother played basketball at Ball State and formerly ran the AAU basketball program Illinois HoopStars ... Father played semi-pro football for the Racine (Wis.) Raiders ... Favorite athlete is Dwyane Wade ... Favorite basketball memory was "Watching Illinois play in the national championship game and deciding I wanted to go there"... Worked as a weekly mentor during high school at a behavior correction middle school.

NCAA STATISTICS

SEA	TM	G	GS	MIN	FG	FGA	PCT	3P	3PA	PCT	FT	FTA	PCT	OFF	DEF	TOT	A	PF	D	ST	TO	BS	PTS	AVG
09-10	ILL	36	15	682	93	279	.333	36	129	..279	58	90	.644	42	68	110	46	62		29	46	5	280	7.8
10-11	ILL	34	10	760	99	248	.399	43	119	.361	66	86	.767	22	84	106	72	63		36	61	12	307	9.0
11-12	ILL	32	30	1070	145	370	.392	54	162	.333	125	172	.727	30	121	151	94	84		46	109	27	469	14.7
12-13	ILL	36	35	1153	184	459	.401	78	240	.325	152	206	.738	22	135	157	98	86		44	96	23	598	16.6
TOTALS		**138**	**90**	**3665**	**521**	**1365**	**.384**	**211**	**650**	**.325**	**401**	**554**	**.724**	**116**	**408**	**524**	**310**	**295**		**155**	**312**	**67**	**1654**	**12.0**

#14 SERGIO RODRIGUEZ

★ ★ ★ ★ ★ ★

POSITION	Guard
HEIGHT	6-3
WEIGHT	176
YEARS PRO	4
FROM	Spain
BORN	6/12/86

CAREER HIGHS

PTS	24	vs. NO 11/29/09
FG	11	vs. Den 1/14/07
FGA	14	vs. Den 1/14/07
3FG	4	vs. NY 2/8/09
3FGA	7	vs. Bos 4/6/10
FT	6	vs. Orl 12/9/08
FTA	7	vs. NY 11/25/09
OR	3	(4 times)
DR	6	at OKC 2/9/06
TR	7	vs. Mil 1/19/09
AST	12	vs. Den 4/15/09
STL	8	vs. Mil 2/22/10
BLK	1	(9 times)
MIN	37:36	at Bos 2/23/10

PLAYOFF HIGHS

PTS	2	(2 times)
FG	1	(2 times)
FGA	4	vs. Hou 4/18/09
3FG	--	
3FGA	--	
FT	--	
FTA	--	
OR	1	vs. Hou 4/18/09
DR	1	(2 times)
TR	1	(3 times)
AST	2	(3 times)
STL	--	
BLK	1	vs. Hou 4/28/09
MIN	10:53	vs. Hou 4/18/09



TRANSACTIONS: Selected by Phoenix with the 27th overall pick in the 2006 NBA Draft... Sold by Phoenix to Portland on 6/28/06... Traded by Portland with Jon Brockman and cash to Sacramento for Jeff Ayres... Traded by Sacramento to New York as part of a three-team trade on 2/18/10... Signed with Philadelphia on 7/13/16.

PRO CAREER: In 285 career games (22 starts) is averaging 4.3 points, 2.9 assists and 1.3 rebounds in 13.2 minutes per game... Is shooting 41.8% from the field, 31.6% from three-point range and 74.8% from the line.

2009-10 (SAC/NYK): Appeared in 66 games (eight starts) with Sacramento and New York... Averaged 6.6 points, 3.2 assists and 1.3 rebounds in 15.9 minutes per game... Shot 47.6% from the field, 35.2% from three-point range and 73.1% from the line... Scored a career-high 24 points on 11/29 vs. New Orleans... Scored in double figures 16 times... Dished out a season-high 10 assists on 4/4 at L.A. Clippers... Swiped a career-high eight steals on 2/22 vs. Milwaukee.

2008-09 (Portland): Appeared in 80 games (13 starts) and averaged 4.5 points, 3.6 assists and 1.6 rebounds in 15.3 minutes per game... Shot 39.2% from the field, 32.5% from three-point range and 79.2% from the line... Scored a season-high 16 points (5-11 FG) on 2/8 vs. New York... Dished out a career-high 12 assists on 4/15 vs. Denver... Registered three steals in five games.... Scored in double figures seven times.

2007-08 (Portland): Appeared in 72 games (no starts) and averaged 2.5 points, 1.7 assists and 0.8 rebounds in 8.7 minutes per game... Shot 35.2% from the field, 29.3% from three-point range and 65.8% from the line.

2006-07 (Portland): Appeared in 67 games (one start) and averaged 3.7 points, 3.3 assists and 1.4 rebounds in 12.9 minutes per game... Shot 42.3% from the field, 28.2% from three-point range and 80.8% from the line.

PLAYOFFS: Appeared in five playoff games with Portland in 2009... Averaged 1.4 assists in 5.4 minutes per game.

INTERNATIONAL: Won the 2015 EuroLeague with Real Madrid CF…named 2013-14 EuroLeague MVP...won the 2015 Intercontinental Cup with Real Madrid CF…named to the 2013-14 All-EuroLeague First Team...member of the Spanish National Team…won the gold medal at the 2006 World Championship... won the gold medal a the 2015 European Championship...won the silver medal at the 2007 European Championship...won the silver medal at the 2012 Olympic Games...won the bronze medal at the 2013 European Championship...won the bronze medal at the 2016 Olympic Games…played at the 2005 European Championship…played at the 2014 World Championship...won the 2012-13, 2014-15 and 2015-16 Spanish National Championship with Real Madrid CF...won the 2012, 2014, 2015 and 2016 Spanish National Cup with Real Madrid CF...won the 2012, 2013 and 2014 Spanish Super Cup with Real Madrid CF...named the 2013 Spanish Super Cup MVP...has been member of the Spanish U-18 and U-20 National Team…won the gold medal at the 2004 European U-18 Championship…named the 2004 European U-18 Championship MVP…named to the All-2004 European U-18 Championship 1st Team…led the 2004 European U-18 Championship in assist (8.5 apg.)…played at the 2005 European U-20 Championship… selected for he 2004 Nike Hoop Summit in the World Selection.

OFF THE COURT: Native of Spain... Born in San Cristóbal de La Laguna, Canary Islands, Spain on 6/12/86.

PLAYERS

NBA REGULAR SEASON STATISTICS

SEA	TM	G	GS	MIN	FG	FGA	PCT	3P	3PA	PCT	FT	FTA	PCT	OFF	DEF	TOT	A	PF	D	ST	TO	BS	PTS	AVG
06-07	POR	67	1	862	101	239	.423	24	85	.282	21	26	.808	20	71	91	218	72	0	35	77	2	247	3.7
07-08	POR	72	0	628	69	196	.352	17	58	.293	25	38	.658	13	45	58	123	57	0	24	53	0	180	2.5
08-09	POR	80	13	1225	129	329	.392	37	114	.325	61	77	.792	43	87	130	286	133	0	54	119	2	356	4.5
09-10	2tms.	66	8	1048	167	351	.476	32	91	.352	68	93	.731	24	65	89	212	84	0	50	114	5	434	6.6
TOTALS		**285**	**22**	**3763**	**466**	**1115**	**.418**	**110**	**348**	**.316**	**175**	**234**	**.748**	**100**	**268**	**368**	**839**	**346**	**0**	**163**	**363**	**9**	**1217**	**4.3**

NBA PLAYOFF STATISTICS

SEA	TM	G	GS	MIN	FG	FGA	PCT	3P	3PA	PCT	FT	FTA	PCT	OFF	DEF	TOT	A	PF	D	ST	TO	BS	PTS	AVG
08-09	Portland	5	0	27	2	6	.333	0	0	---	0	0	---	1	2	3	7	5	0	0	2	1	0.8	

#9 DARIO SARIC

★ ★ ★ ★ ★ ★

POSITION	Forward
HEIGHT	6-10
WEIGHT	223
YEARS PRO	Rookie
FROM	Anadolu Efes/Croatia
BORN	4/8/94

TRANSACTIONS: Drafted by Orlando with the 12th overall pick of the 2014 NBA Draft... Traded by Orlando with a 2017 1st round pick to Philadelphia for Elfrid Payton on 6/26/14... Signed with Philadelphia on 7/15/16.

INTERNATIONAL: 2015-16 (Anadolu Efes): Appeared in 61 games (44 starts)… Averaged 11.5 points, 5.6 rebounds and 1.3 assists in 23.1 minutes per game... 2014-15 (Anadolu Efes): Appeared in 65 games (50 starts)… Averaged 10.5 points, 6.5 rebounds and 2.5 assists in 24.5 minutes per game... 2013-14 (KK Cibona): Appeared in 57 games (all starts)… Averaged 16.9 points, 9.4 rebounds and 3.3 assists in 32.4 minutes per game... 2012-13 (KK Cibona): Appeared in 33 games (29 starts)… Averaged 11.6 points, 7.3 rebounds and 2.2 assists in 26.7 minutes per game... 2011-12 (KK Zagreb): Appeared in 34 games (23 starts)… Averaged 11 points, eight reboundsa and two assists in 25.5 minutes per game.

OFF THE COURT: Born in Šibenik, Croatia on April 8, 1994... Represents Croatian national team in international play... Won gold medals as a member of Team Croatia at the 2010 FIBA Europe Under-16 Championship and the 2012 FIBA Europe Under-18 Championship.

#25 BEN SIMMONS

★ ★ ★ ★ ★ ★

POSITION	Forward
HEIGHT	6-10
WEIGHT	240
YEARS PRO	Rookie
FROM	Louisiana State/Australia
BORN	7/20/96

NCAA HIGHS

PTS	43	vs. N. Florida 12/2/15
FG	15	vs. N. Florida 12/21/15
FGA	20	vs. N. Floriday 12/21/15
3FG	1	at Charleston 11/30/15
3FGA	2	at Charleston 11/30/15
FT	16	at Vanderbilt 1/2/16
FTA	19	(2 times)
OR	7	at Charleston 11/30/15
DR	15	vs. Arkansas 1/16/16
TR	20	vs. Marquette 11/23/15
AST	10	vs. NC State 11/24/15
STL	7	at Kentucky 3/5/16
BLK	3	(2 times)
MIN	40	(6 times)

TRANSACTIONS: Selected by Philadelphia with the first overall pick in the 2016 NBA Draft.

COLLEGE: 2015-16 Wayman Tisdale National Freshman of the Year (USBWA)... 2015-16 Sporting News National Freshman of the Year... 2015-16 USA Today National Freshman of the Year... 2015-16 SEC Freshman of the Year... 2015-16 First Team All-SEC... 2015-16 All-SEC Freshman Team... First Team USBWA All-American... Second Team All-American by ESPN, Sports Illustrated and Sporting News... Third Team All-American by USA Today... Simmons was the consensus National Freshman of the Year and was named the SEC Freshman of the Year in what was a phenomenal freshman campaign … He was the first LSU freshman to win the conference Freshman of the Year award since 2006 when Tyrus Thomas was honored … Averaged 19.2 points, 11.8 rebounds and 4.8 assists per game, which ranked in the top five in the SEC in each category ... At the end of the regular season, Simmons was ranked fourth in points (19.6), first in rebounds (11.9), third in field goal percentage (206-367, 56.1 percent), fifth in assists per game (5.0) and second in steals per game (2.0) in the SEC ... His 11.8 rebounds per game led all Division I freshmen … One of just two freshmen in the country to average double-figure rebounds … Led all major conference players with 23 double-doubles on the year and ranked fifth nationally ... Became the fourth freshman in the past 20 years with 40 points and 10 rebounds in a game after his performance against North Florida on Dec. 2, 2015, where he also became the first major college player to have a game of 40 points, 10 rebounds, 5 assists and 5 steals in a game in the last 20 years ... The first LSU player since Shaquille O'Neal to score at least 43 points in a game... Simmons had 18 20-point games, which was third in the SEC … Had an active streak of 28 games in double figure scoring … Had a five game streak of 20 points from Feb. 17 to March 1 … Had a double-double and 10 or more rebounds in seven straight contests from Nov. 19-Dec. 16 ... Had a double-double in the last four games to close out the regular season before the conference tournament … Became the first SEC freshman to record 20 points and 15 rebounds since Julius Randle of Kentucky in the 2013-14 season after posting 23 points and 16 rebounds against South Alabama on Nov. 19, 2015 … With his performance against NC State on Nov. 24,2015, Simmons was the only Division I player at the time listed as 6-10 or taller to have 10 assists and no turnovers in a game in the last 20 seasons… His 21-point, 20-rebound night against Marquette on Nov. 23, 2015, made Simmons the eighth LSU player since 1973-74 to record a 20-point, 20-rebound game … Recorded a career-high seven steals at Kentucky on March 5, 2016, which were the most in a game since Anthony Hickey recorded eight against Texas A&M in 2013 …The only LSU players to record more season free throws than Simmons' 199 are Pete Maravich and Bob Pettit … At the conclusion of the season, Simmons was ranked eighth in LSU history with 158 season assists, fifth in season rebounds with 388 and was just outside of the top-10 in season scoring with 632 points.

OFF THE COURT: Born on July 20, 1996 in Melbourne, Australia … Left handed …. Nickname is "Benny" … Parents are David and Julie Simmons … Father played 13 seasons in the Australian National Basketball League (NBL), earning All-League honors with Melbourne in 1990 and an NBL championship with the Tigers in 1993 … He also wore 25 and was retired by the Melbourne franchise he played with from 1989-1996 … Also played for Newcastle, Sydney and Canberra teams in the NBL … Served as interim head coach and assistant for the Hunter Pirates after retiring from play (2003-05) … Ben has two other brothers – Liam and Sean; and three sisters – Olivia, Melissa, Emily … Liam is an assistant coach at Southwest Baptist in Bolivar, Missouri … Favorite Foods are steak and salad … Favorite professional basketball player is LeBron James with his favorite team the New York Knicks.

NCAA STATISTICS

SEA	TM	G	GS	MIN	FG	FGA	PCT	3P	3PA	PCT	FT	FTA	PCT	OFF	DEF	TOT	A	PF	D	ST	TO	BS	PTS	AVG
15-16	LSU	33	32	1151	216	386	.560	1	3	.333	199	297	.670	103	285	388	158	92		65	111	27	632	19.2

#11 NIK STAUSKAS

★ ★ ★ ★ ★ ★

POSITION	Guard
HEIGHT	6-6
WEIGHT	205
YEARS PRO	2
FROM	Michigan/Canada
BORN	10/7/93

CAREER HIGHS

PTS	23	vs. OKC 3/18/16
FG	9	vs. OKC 3/18/16
FGA	19	at Mil 11/4/15
3FG	6	at LAC 1/2/16
3FGA	14	at Mil 11/4/15
FT	6	(3 times)
FTA	7	vs. Pho 1/26/16
OR	2	(2 times)
DR	6	(5 times)
TR	8	vs. Uta 12/8/14
AST	6	vs. NO 4/5/16
STL	3	(2 times)
BLK	3	(2 times)
MIN	39:16	vs. Chi 1/14/16

TRANSACTIONS: Selected by Sacramento with the eighth overall pick in the 2014 NBA Draft… Traded by Sacramento to Philadelphia along with Carl Landry, Jason Thompson, a future first round pick and the rights for the Sixers to swap first round picks in 2016 and 2017 in exchange for the rights to Arturas Gudaitis and Luka Mitrovic.

PRO CAREER: In 146 games (36 starts), holds averages of 6.4 points, 1.9 rebounds and 1.4 assists in 20.1 minutes per game... Shooting 37.8% from the field, 32.5% from three-point range and 80.2% from the line.

2015-16 (Philadelphia): In 73 games (35 starts), averaged 8.5 points, 2.5 rebounds and 1.9 assists in 24.8 minutes per game... Shot 38.5% from the field, 32.6% from three-point range and 77.1% from the line... Scored a career-high 23 points (5-7 3FG) on 3/18 vs. Oklahoma City, while adding four rebounds, three assists and three steals... Connected on a career-high six three-pointers at L.A. Clippers on 1/2 en route to 18 points... Dished out a career-high six assists on 4/5 vs. New Orleans.

2014-15 (Sacramento): In 73 games with one start, averaged 4.4 points and 1.2 rebounds in 15.4 minutes per game while shooting 36.5% from the floor, 32.2% from 3-point range and 85.9% from the line… SUMMER 2014: Started all seven games for Sacramento in the 2014 NBA Summer League in Las Vegas, averaging 9.9 points, 2.3 rebounds and 2.0 assists in 28.9 minutes per game while shooting 43.4% from the floor, 47.8% from 3-point range and 66.7% from the line.

COLLEGE: Was an early entry candidate for the 2014 NBA Draft following his sophomore season at Michigan… As a sophomore, averaged 17.5 points, 3.3 assists and 2.9 rebounds and earned numerous All-American honors and was named Big 10 Player of the Year… For his career, averaged 2.3 3FGM on 44.1% shooting… Helped the Wolverines to the NCAA Tournament title game as a freshman and the Elite Eight as a sophomore.

OFF THE COURT: Born in Etobicoke, Ontario… Parents are Paul and Ruta Stauskas… Has a brother, Peter… Represented Canada at the 2009 FIBA Americas U16 Championship… During a game against the Sixers on 3/24/15, hit a 3-pointer and the closed captioning depicted his name as "Sauce Castillo"… The error trended on social media and became his nickname... Partnered with Musashi Foods to release a hot sauce under the nickname… Following his freshman season at Michigan, his family posted a YouTube video where he hit 70 of 76 3-pointers in his backyard for which he received a shout-out from Stephen Curry on Twitter… Curry also challenged him to a 3-point contest but NCAA restrictions kept the competition from taking place.

NBA REGULAR SEASON STATISTICS

SEA	TM	G	GS	MIN	FG	FGA	PCT	3P	3PA	PCT	FT	FTA	PCT	OFF	DEF	TOT	A	PF	D	ST	TO	BS	PTS	AVG
14-15	SAC	73	1	1127	108	296	.365	48	149	.322	55	64	.859	11	77	88	67	92	0	20	40	17	319	4.4
15-16	PHI	73	35	1809	210	545	.385	106	325	.326	91	118	.771	23	160	183	138	115	0	44	94	20	617	8.5
TOTALS		**146**	**36**	**2936**	**318**	**841**	**.378**	**154**	**474**	**.325**	**146**	**182**	**.802**	**34**	**237**	**271**	**205**	**207**	**0**	**64**	**134**	**37**	**936**	**6.4**

PLAYERS

#31 HOLLIS THOMPSON

★ ★ ★ ★ ★ ★

POSITION	Guard/Forward
HEIGHT	6-8
WEIGHT	220
YEARS PRO	3
FROM	Georgetown/USA
BORN	4/3/91

CAREER HIGHS

PTS	23	vs. Den 2/3/15
FG	8	(3 times)
FGA	19	at Mil 10/31/14
3FG	6	(2 times)
3FGA	11	(2 times)
FT	5	(3 times)
FTA	8	vs. Chi 11/7/14
OR	4	(3 times)
DR	8	vs. Orl 11/5/14
TR	10	vs. Cha 3/29/16
AST	6	vs. Den 12/5/15
STL	4	(3 times)
BLK	3	vs. Mia 11/1/14
MIN	40:55	vs. Mem 12/13/14

TRANSACTIONS: Was not selected in the 2012 NBA Draft… Signed as a rookie free agent with Oklahoma City on 7/11/2… Waived by Oklahoma City on 10/27/12… Signed as free agent with Philadelphia on 9/27/13.

PRO CAREER: In 255 games with 81 starts, averaging 8.2 points, 3.2 rebounds and 1.1 assists in 25.2 minutes per game while shooting 41.7% from the floor, 39.1% from 3-point range and 71.3% from the line.

2015-16: Appeared in 77 games (17 starts) and averaged 9.8 points, 3.5 rebounds and 1.3 assists in 28.0 minutes per game... Shot 39.7% from the field, 38.0% from three-point range and 71.9% from the line... Scored in double figures 39 times, included one 20 point game during which he scored a season-high 21 points at Chicago on 4/13... Made at least five threes on three occasions... Scored in double figures in seven consecutive games from 3/15-3/26.

2014-15: In 71 games with 23 starts, averaged 8.8 points, 2.8 rebounds and 1.2 assists in 25.0 minutes per game while shooting 41.3% from the floor, 40.1% from 3-point range and 70.8% from the line...Missed 11 consecutive games from 12/21/14-1/10/15 with an upper respiratory infection… In 46 games played after returning from illness, averaged 9.5 points in 23.5 minutes per game after averaging 7.6 ppg in 27.9 mpg his first 25 games played... Scored in double-figures 29 times in 2014-15 after doing so 14 times as a rookie in 2013-14… Scored 20+ points four times in 2014-15... Over the final 35 games of 2014-15, averaged 2.1 3FGM on 47.7% shooting... Hit 2+ 3FGM 30 times in 2014-15, including 3+ 16 times.

2013-14: Rookie NBA season (Philadelphia)… In 77 games with 41 starts, averaged 6.0 points, 3.2 rebounds and 0.9 assists in 22.6 minutes per game while shooting 46.0% from the floor, 40.1% from 3-point range and 71.2% from the line... as a starter, averaged 6.7 points and 3.5 rebounds in 26.7 minutes per game… Ranked third among rookies in field goal percentage and first in 3-point percentage… Missed three games (2/10-2/21/14) with a right ankle sprain… Also recorded two DNP-CD's this season… Scored in double-figures 14 times.

2012-13: In 48 games with 10 starts for the Tulsa 66ers of the NBA Development League, averaged 8.1 points, 3.8 rebounds and 0.9 assists in 20.1 minutes per game while shooting 44.7% from the floor, 28.8% from 3-point range and 72.2% from the line… SUMMER 2013: Started all five games for San Antonio in the 2013 NBA Summer League in Las Vegas, averaging 10.2 points, 5.4 rebounds and 1.4 assists in 25.2 minutes per game while shooting 48.6% from the floor, 45.5% from 3-point range and 83.3% from the line.

COLLEGE: Was an early entry candidate for the 2012 NBA Draft following his junior season at Georgetown… Was All-BIG EAST honorable mention as a junior, averaging 12.8 points, 5.5 rebounds and 1.5 assists… Also averaged 1.8 3-pointers made on 43.0% shooting his final season and left school as the Hoya's all-time leader in 3-point percentage (44.0% 3FGs).

OFF THE COURT: Full name is Keith Hollis Thompson II… Native of Pasadena, California… Son of Debra Shaw and Keith Thompson… Has two older siblings, Bryan and Brandi, and two younger siblings, Courtney and Christian… Majored in Business.

NBA REGULAR SEASON STATISTICS

SEA	TM	G	GS	MIN	FG	FGA	PCT	3P	3PA	PCT	FT	FTA	PCT	OFF	DEF	TOT	A	PF	D	ST	TO	BS	PTS	AVG
13-14	PHI	77	41	1742	171	372	.460	67	167	.401	52	73	.712	73	174	247	73	144	0	53	60	12	461	6.0
14-15	PHI	71	23	1776	224	543	.413	115	287	.401	63	89	.708	53	145	198	85	141	1	57	66	26	626	8.8
15-16	PHI	77	17	2154	270	680	.397	149	392	.380	69	96	.719	54	218	272	99	187	2	36	76	24	758	9.8
TOTALS		**225**	**81**	**5672**	**665**	**1595**	**.417**	**331**	**846**	**.391**	**184**	**258**	**.713**	**180**	**537**	**717**	**257**	**472**	**3**	**146**	**202**	**62**	**1845**	**8.2**

PLAYERS

#23 JAMES WEBB III

★ ★ ★ ★ ★ ★

POSITION	Forward
HEIGHT	6-9
WEIGHT	215
YEARS PRO	Rookie
FROM	Boise State/USA
BORN	8/19/93

NCAA HIGHS

PTS	31	vs. Bradley 12/20/15
FG	10	(2 times)
FGA	20	vs. Bradley 12/20/15
3FG	7	at New Mexico 1/18/15
3FGA	9	at Arizona 11/19/15
FT	10	vs. Bradley 12/20/15
FTA	13	vs. Colorado St. 1/2/16
OR	7	(2 times)
DR	13	vs. San Jose St. 1/20/16
TR	18	vs. San Jose St. 1/20/16
AST	3	vs. New Mexico 1/30/16
STL	5	at Air Force 1/24/15
BLK	3	vs. Utah State 1/3/15
MIN	41	vs. Wyoming 3/13/15

TRANSACTIONS: Was not selected in the 2016 NBA Draft... Signed with Philadelphia on 7/8/16.

COLLEGE: Played two seasons at Boise State after transferring from North Idaho College where he suited up for one season... In 63 games (57 starts) with the Broncos, averaged 13.5 points, 8.6 rebounds and 1.3 steals in 29.0 minutes per game... Shot 51.8% from the field, 33% from three-point range and 67.6% from the line... For his senior season he ranked in the top five in the Mountain West in field goal percentage, total rebounds and steals... Had a career game on 12/20/15 vs. Bradley when he scored 31 points (10-20 FG, 10-11 FT), grabbed eight rebounds and swiped four steals.

OFF THE COURT: Was born in Augusta, GA on August 19, 1993... Two-year letterwinner at Curtis Baptist High School (Augusta, Ga.)...finished prep career at The Oaks Virtual School (Hilton Head, S.C.)...averaged 23 points, nine rebounds and five assists per game at The Oaks Virtual School...named team MVP at The Oaks ...also lettered in tennis, soccer, baseball, track and cross country during high school career.

NCAA STATISTICS

SEA	TM	G	GS	MIN	FG	FGA	PCT	3P	3PA	PCT	FT	FTA	PCT	OFF	DEF	TOT	A	PF	D	ST	TO	BS	PTS	AVG
14-15	BSU	32	27	886	137	248	.552	47	115	.409	38	58	.655	63	194	257	19	81		36	31	20	359	11.2
15-16	BSU	31	30	944	177	358	.494	27	109	.248	108	158	.684	74	209	283	34	44		44	49	20	489	15.8
TOTALS		**63**	**57**	**1830**	**314**	**606**	**.518**	**74**	**224**	**.330**	**146**	**216**	**.676**	**137**	**403**	**540**	**53**	**175**		**80**	**80**	**40**	**848**	**13.5**

PLAYERS

PHILADELPHIA 76ERS 2016 PRESEASON ROSTER

NUMERICAL ROSTER

NO.	NAME	POS	HT	WT	DOB	PRIOR TO NBA/HOME COUNTRY	YEARS PRO
0	Jerryd Bayless	G	6-3	200	8/20/88	Arizona/USA	8
1	T.J. McConnell	G	6-2	200	3/25/92	Arizona/USA	1
4	Nerlens Noel	C	6-11	228	4/10/94	Kentucky/USA	2
5	Cat Barber	G	6-2	190	7/25/94	North Carolina State/USA	R
8	Jahlil Okafor	C	6-11	275	12/15/95	Duke/USA	1
9	Dario Saric	F	6-10	223	4/8/94	Anadolu Efes/Croatia	R
11	Nik Stauskas	G	6-6	205	10/7/93	Michigan/Canada	2
12	Gerald Henderson	G	6-5	215	12/9/87	Duke/USA	7
14	Sergio Rodriguez	G	6-3	176	6/12/86	Spain	4
20	Timothe Luwawu-Cabarrot	G-F	6-6	205	5/9/95	France	R
21	Joel Embiid	C	7-0	250	3/16/94	Kansas/Cameroon	R
22	Richaun Holmes	F	6-10	245	10/15/93	Bowling Green/USA	1
23	James Webb III	F	6-9	202	8/19/93	Boise State/USA	R
25	Ben Simmons	F	6-10	240	7/20/96	Louisiana State/Australia	R
31	Hollis Thompson	G-F	6-8	206	4/3/91	Georgetown/USA	3
33	Robert Covington	F	6-9	215	12/14/90	Tennessee State/USA	3
36	Shawn Long	F	6-9	255	1/29/93	Louisiana-Lafayette/USA	R
39	Jerami Grant	F	6-8	210	3/12/94	Syracuse/USA	2
42	Elton Brand	F	6-9	254	3/11/79	Duke/USA	17
43	Brandon Paul	G	6-4	200	4/30/91	Illinois/USA	R

PLAYERS IN THE SYSTEM

VASILIJE MICIC

Guard ★ 6-5 ★ 203 ★ Serbia ★ 1/13/94

★ Drafted by Philadelphia with the 52nd overall pick in the 2014 NBA Draft.
★ In 2014-15, appeared in 33 games for FC Bayern Muenchen of the German Basketball Bundesliga, averaged 6.8 ppg, 3.3 apg and 1.9 rpg... Also averaged 7.4 ppg, 2.2 apg and 1.4 rpg in five Eurocup games and 7.5 ppg, 3.2 apg and 1.5 rpg in six Euroleague games.
★ From 2010-11 through 2013-14, played for Mega Vizura of the Serbian league... in 24 Adriatic league games, averaged 11.8 points, 5.8 assists, 3.0 rebounds and 1.7 steals... in seven Serbian league games, averaged 13.3 ppg, 5.3 apg, 2.9 rpg and 1.1 spg.
★ In 2013-14, was one of 12 candidates for FIBA's 2014 Player of the Year (Young Men).
★ Is a member of the Serbian national team... at the junior national level, won silver and was selected to the all-tournament team at the 2013 U-19 World Championship.
★ Sister, Nina, is a professional snowboarder.
★ Name is pronounced vah-SEAL-yeah me-chitch.

FURKAN KORKMAZ

Guard ★ 6-7 ★ 180 ★ Turkey ★ 7/24/97

★ Drafted by Philadelphia with the 26th overall pick in the 2016 NBA Draft.
★ In 2015-16, appeared in 56 games for Anadolu Efes of the Turkish Basketball Super League, averaged 4.3 ppg and 1.2 rpg.
★In 2014-15, appeared in 45 games for Anadolu Efes of the Turkish Basketball Super League, averaged 4.2 ppg, 1.3 rpg and 1.4 apg.
★ In 2013-14, appeared in 23 games for Pertevniyal Istanbul of the Turkish Basketball League, averaged 4.2 ppg and 1.4 rpg.
★ Born in Bakırköy, Istanbul. Started playing basketball with the school team when he was nine.

NOTES

>> Back to Table of Contents

SIXERS 2015-16 SEASON STATISTICS

PLAYER	G-GS	MIN	FG-A	FG%	3P-A	3P%	FT-A	FT%	OFF	DEF	TOT	AST	PF-DQ	STL	TO	BLK	PTS	AVG
Okafor	53-48	1591	397-781	.508	1-6	.167	133-194	.686	122	251	373	65	140-1	22	124	61	928	17.5
Covington	67-49	1903	274-712	.385	170-482	.353	140-177	.791	65	354	419	97	232-4	105	143	40	858	12.8
Smith (TOT)	77-53	2239	397-967	.411	56-170	.329	122-176	.693	43	262	305	502	133-0	88	175	24	972	12.6
Smith (PHI)	50-50	1622	299-739	.405	46-137	.336	89-133	.669	29	184	213	348	95-0	64	130	18	733	14.7
Noel	67-62	1965	306-587	.521	1-2	.500	134-227	.590	154	388	542	122	192-1	118	158	100	747	11.1
Canaan	77-39	1966	260-722	.360	176-485	.363	150-180	.833	20	154	174	137	133-0	56	91	12	846	11.0
H. Thompson	77-17	2154	270-680	.397	149-392	.380	69-96	.719	54	218	272	99	187-2	36	76	24	758	9.8
Landry	36-12	569	139-250	.556	6-13	.462	67-91	.736	49	97	146	32	69-0	12	22	9	351	9.8
Grant	77-52	2066	251-599	.419	35-146	.240	212-322	.658	99	262	361	135	215-1	54	110	127	749	9.7
Stauskas	73-35	1809	210-545	.385	106-325	.326	91-118	.771	23	160	183	138	115-0	44	94	20	617	8.5
Wroten	8-3	144	22-65	.338	3-17	.176	20-37	.541	2	19	21	20	11-0	3	29	0	67	8.4
McConnell	81-17	1606	218-464	.470	31-89	.348	26-41	.634	43	207	250	367	114-0	95	140	10	493	6.1
Holmes	51-1	702	114-222	.514	8-44	.182	51-74	.689	62	73	135	33	92-0	19	32	40	287	5.6
Sampson	47-18	691	86-202	.426	6-34	.176	62-97	.639	30	99	129	30	91-1	11	51	16	240	5.1
Brand	17-1	225	31-72	.431	0-1	.000	8-9	.889	9	54	63	18	32-0	9	11	8	70	4.1
Pressey	14-0	170	21-55	.382	4-13	.308	9-18	.500	0	23	23	46	14-0	11	19	1	55	3.9
Marshall	30-6	400	43-118	.364	16-49	.327	9-13	.692	2	26	28	73	30-0	16	43	2	111	3.7
Wood	17-0	145	22-53	.415	4-11	.364	13-21	.619	13	25	38	3	11-0	5	2	7	61	3.6
Weems (TOT)	43-0	498	42-110	.382	15-41	.366	8-15	.533	7	46	53	49	47-0	10	41	1	107	2.5
Weems (PHI)	7-0	78	7-21	.333	2-9	.222	1-2	.500	1	11	12	2	7-0	0	4	0	17	2.4
76ERS	82	19805	2970-6887	.431	764-2255	.339	1284-1850	.694	777	2605	3382	1765	1780-10	680	1343	495	7988	97.4
OPPONENTS	82	19805	3253-7005	.464	638-1776	.359	1683-2141	.786	913	2987	3900	1919	1571-9	711	1241	466	8827	107.6

	SEASON-HIGHS							AVERAGE PER GAME							CAREER-HIGHS						
PLAYER	MIN	REB	AST	STL	TO	BLK	PTS	MIN	REB	AST	STL	TO	BLK	PTS	FG	FGA	FT	FTA	REB	AST	PTS
Okafor	39	17	5	2	8	4	31	30.0	7.0	1.2	0.42	2.3	1.15	17.5	13C	25C	8C	10C	17C	5C	31C
Covington	46	14	5	8	8	3	30	28.4	6.3	1.4	1.57	2.1	0.60	12.8	10C	21C	12	13	14C	5T	30C
Smith (TOT)	44	14	16	4	6	3	28	29.1	4.0	6.5	1.14	2.3	0.31	12.6	12C	28C	7C	8C	14C	16C	28C
Smith (PHI)	44	14	16	4	6	3	28	32.4	4.3	7.0	1.28	2.6	0.36	14.7							
Noel	47	16	5	7	5	5	24	29.3	8.1	1.8	1.76	2.4	1.49	11.1	12	18T	8	11C	17	5T	30
Canaan	39	7	5	4	5	2	24	25.5	2.3	1.8	0.73	1.2	0.16	11.0	10	18C	8C	10C	7T	8	31
H. Thompson	41	10	6	3	5	2	21	28.0	3.5	1.3	0.47	1.0	0.31	9.8	8T	19	5T	8	10C	6C	23
Landry	26	9	4	2	3	2	26	15.8	4.1	0.9	0.33	0.6	0.25	9.8	14	24	13	15	14	5	31
Grant	43	11	6	4	5	5	21	26.8	4.7	1.8	0.70	1.4	1.65	9.7	8C	17C	9C	14C	11C	6C	21C
Stauskas	39	7	6	3	4	3	23	24.8	2.5	1.9	0.60	1.3	0.27	8.5	9C	19C	6T	7C	8	6C	23C
Wroten	29	5	7	1	7	0	15	18.0	2.6	2.5	0.38	3.6	0.00	8.4	12	27	9	13	10	11	31
McConnell	36	9	13	4	5	2	17	19.8	3.1	4.5	1.17	1.7	0.12	6.1	7C	11C	3C	4C	9C	13C	17C
Holmes	28	8	3	2	3	4	18	13.8	2.6	0.6	0.37	0.6	0.78	5.6	8C	11C	6C	7C	8C	3C	18C
Sampson	27	7	3	2	3	2	13	14.7	2.7	0.6	0.23	1.1	0.34	5.1	8	15	6T	8C	8	6	22
Brand	24	11	4	3	2	2	13	13.2	3.7	1.1	0.53	0.6	0.47	4.1	18	26	15	19	23	10	44
Pressey	19	5	7	2	3	1	11	12.1	1.6	3.3	0.79	1.4	0.07	3.9	7	12	5	7	5T	13	20
Marshall	37	4	7	4	6	1	12	13.3	0.9	2.4	0.53	1.4	0.07	3.7	8	16	3T	5	7	17	20
Wood	22	8	1	1	1	2	15	8.5	2.2	0.2	0.29	0.1	0.41	3.6	5C	10C	4C	8C	8C	1C	15C
Weems (TOT)	24	6	5	2	4	1	12	11.6	1.2	1.1	0.23	1.0	0.02	2.5	10	22	9	10	11	6	25
Weems (PHI)	16	4	1	0	1	0	6	11.1	1.7	0.3	0.00	0.6	0.00	2.4							
76ERS	265	58	32	16	30	14	118	241.5	42.9	20.5	9.62	17.7	5.94	92.0	69	140	59	86	97	45	163
OPPONENTS	265	58	38	19	26	14	127	241.5	46.3	23.7	9.50	16.8	5.54	101.0	64	148	57	74	108	44	154

SIXERS 2015-16 GAME-BY-GAME RESULTS

DATE	OPPONENT	W/L	TEAM/OPP	HOME	ROAD	TOTAL	76ERS HIGH SCORER	OPP. HIGH SCORER	ATTEN.
Oct 28	@Boston	L	95-112	0-0	0-1	0-1	Okafor-26	Thomas-27	18,624
Oct 30	UTAH	L	71- 99	0-1	0-1	0-2	Stauskas-12	Favors-20	17,122
Nov 2	CLEVELAND	L	100-107	0-2	0-1	0-3	Okafor-24	James-22	18,094
Nov 4	@Milwaukee	L	87- 91	0-2	0-2	0-4	Okafor-21	Middleton-21	12,437
Nov 6	@Cleveland	L	102-108	0-2	0-3	0-5	Okafor-18	James-31	20,562
Nov 7	ORLANDO	L	97-105	0-3	0-3	0-6	Canaan-23	Payton-20	15,207
Nov 9	CHICAGO	L	88-111	0-4	0-3	0-7	Okafor-21	Mirotic-20	13,879
Nov 11	TORONTO	L	103-119	0-5	0-3	0-8	Okafor-26	Lowry-23	12,744
Nov 13	@Oklahoma Cit	L	85-102	0-5	0-4	0-9	Wood-15	Westbrook-21	18,203
Nov 14	@San Antonio	L	83- 92	0-5	0-5	0-10	Okafor-21	Aldridge-17	18,418
Nov 16	DALLAS	L	86- 92	0-6	0-5	0-11	Okafor-19	Nowitzki-21	11,555
Nov 18	INDIANA	L	85-112	0-7	0-5	0-12	McConnell-16	George-34	11,080
Nov 20	@Charlotte	L	88-113	0-7	0-6	0-13	Noel-16	Jefferson-26	17,926
Nov 21	@Miami	L	91- 96	0-7	0-7	0-14	Canaan-22	Wade-27	19,673
Nov 23	@Minnesota	L	95-100	0-7	0-8	0-15	Okafor-25	Wiggins-32	11,382
Nov 25	@Boston	L	80- 84	0-7	0-9	0-16	Okafor-19	Thomas-30	17,588
Nov 27	@Houston	L	114-116	0-7	0-10	0-17	Covington-28	Harden-50	17,306
Nov 29	@Memphis	L	84- 92	0-7	0-11	0-18	Canaan-16	Conley-20	15,322
Dec 1	L.A. LAKERS	W	103- 91	1-7	0-11	1-18	Covington-23	Bryant-20	20,510
Dec 2	@New York	L	87- 99	1-7	0-12	1-19	H. Thompson-13	Porzingis-17	19,812
Dec 5	DENVER	L	105-108	1-8	0-12	1-20	Covington-18	Gallinari-24	14,367
Dec 7	SAN ANTONIO	L	68-119	1-9	0-12	1-21	Stauskas/Noel-13	Aldridge-26	14,449
Dec 10	@Brooklyn	L	91-100	1-9	0-13	1-22	Okafor-22	Bargnani-23	13,266
Dec 11	DETROIT	L	95-107	1-10	0-13	1-23	Okafor-22	Jackson/Morris-21	14,020
Dec 13	@Toronto	L	76- 96	1-10	0-14	1-24	Okafor-23	DeRozan-25	19,800
Dec 14	@Chicago	L	96-115	1-10	0-15	1-25	Okafor-22	Butler-23	21,166
Dec 16	@Atlanta	L	106-127	1-10	0-16	1-26	Canaan-24	Millsap-21	14,827
Dec 18	NEW YORK	L	97-107	1-11	0-16	1-27	Okafor-20	Afflalo-22	17,880
Dec 20	@Cleveland	L	86-108	1-11	0-17	1-28	Noel-15	James-23	20,562
Dec 22	MEMPHIS	L	90-104	1-12	0-17	1-29	Okafor-18	Gasol-19	15,552
Dec 23	@Milwaukee	L	100-113	1-12	0-18	1-30	Okafor-17	Antetokounmpo-22	15,754
Dec 26	@Phoenix	W	111-104	1-12	1-18	2-30	Canaan-22	Knight-21	17,548
Dec 28	@Utah	L	91- 95	1-12	1-19	2-31	Smith-22	Hayward-24	19,911
Dec 30	@Sacramento	W	110-105	1-12	2-19	3-31	Noel-20	Belinelli-28	17,317
Jan 1	@L.A. Lakers	L	84- 93	1-12	2-20	3-32	Noel-15	Williams-24	18,997
Jan 2	@L.A. Clipper	L	99-130	1-12	2-21	3-33	Okafor-23	Rivers-26	19,212
Jan 4	MINNESOTA	W	109- 99	2-12	2-21	4-33	Smith-21	Muhammad-20	14,013
Jan 7	ATLANTA	L	98-126	2-13	2-21	4-34	Okafor-21	Bazemore-22	12,611
Jan 9	TORONTO	L	95-108	2-14	2-21	4-35	Smith-28	Lowry-25	14,100
Jan 10	CLEVELAND	L	85- 95	2-15	2-21	4-36	Okafor-21	James-37	19,226
Jan 14	CHICAGO	L	111-115(OT)	2-16	2-21	4-37	Covington-25	Butler-53	14,063
Jan 16	PORTLAND	W	114- 89	3-16	2-21	5-37	Okafor-25	Lillard/Leonard-14	15,698
Jan 18	@New York	L	113-119(2OT)	3-16	2-22	5-38	Okafor-20	Afflalo-25	19,812
Jan 20	@Orlando	W	96- 87	3-16	3-22	6-38	Okafor-20	Payton-21	17,746
Jan 24	BOSTON	L	92-112	3-17	3-22	6-39	Covington-25	Thomas/Crowder-20	9,722
Jan 26	PHOENIX	W	113-103	4-17	3-22	7-39	Smith-20	Goodwin-26	10,851
Jan 27	@Detroit	L	97-110	4-17	3-23	7-40	Grant-21	Jackson-27	13,712
Jan 30	GOLDEN STATE	L	105-108	4-18	3-23	7-41	Canaan-18	K. Thompson-32	20,798
Feb 3	ATLANTA	L	86-124	4-19	3-23	7-42	Stauskas-17	Scott/Hardaway-13	10,429
Feb 5	@Washington	L	94-106	4-19	3-24	7-43	Smith-22	Beal-22	17,305
Feb 6	BROOKLYN	W	103- 98	5-19	3-24	8-43	Okafor-22	Young-22	18,847
Feb 8	L.A. CLIPPERS	L	92- 98(OT)	5-20	3-24	8-44	Grant-17	Redick/Crawford 23	13,310
Feb 10	SACRAMENTO	L	110-114	5-21	3-24	8-45	Covington-29	Cousins-28	12,501
Feb 19	@New Orleans	L	114-121	5-21	3-25	8-46	Noel-24	Davis-34	16,953
Feb 21	@Dallas	L	103-129	5-21	3-26	8-47	Okafor-31	Matthews-21	20,194
Feb 23	ORLANDO	L	115-124	5-22	3-26	8-48	Smith-22	Vucevic-35	13,745
Feb 24	@Detroit	L	91-111	5-22	3-27	8-49	H. Thompson-19	Harris-22	13,429
Feb 26	WASHINGTON	L	94-103	5-23	3-27	8-50	Okafor-21	Wall-23	16,511
Feb 28	@Orlando	L	116-130	5-23	3-28	8-51	Okafor-26	Oladipo/Vucevic-28	16,168
Feb 29	@Washington	L	108-116	5-23	3-29	8-52	Smith-25	Wall-37	15,096
Mar 2	CHARLOTTE	L	99-119	5-24	3-29	8-53	3 tied-17	Walker-30	11,143
Mar 4	MIAMI	L	102-112	5-25	3-29	8-54	Smith-26	Wade-21	17,610
Mar 6	@Miami	L	98-103	5-25	3-30	8-55	Smith-21	Wade/Dragic-23	19,820
Mar 9	HOUSTON	L	104-118	5-26	3-30	8-56	Smith-21	Harden-29	15,237
Mar 11	BROOKLYN	W	95- 89	6-26	3-30	9-56	Landry-16	Lopez-24	14,128
Mar 12	DETROIT	L	111-125	6-27	3-30	9-57	Canaan-22	Jackson-24	16,087
Mar 15	@Brooklyn	L	114-131	6-27	3-31	9-58	Canaan-20	Bogdanovic-44	14,560
Mar 17	WASHINGTON	L	94- 99	6-28	3-31	9-59	Smith-20	Thornton-18	10,521
Mar 18	OKLAHOMA CITY	L	97-111	6-29	3-31	9-60	Stauskas-23	Durant-26	20,388
Mar 20	BOSTON	L	105-120	6-30	3-31	9-61	Landry-26	Thomas-26	15,103
Mar 21	@Indiana	L	75- 91	6-30	3-32	9-62	H. Thompson/Canaan-15	George-15	16,155
Mar 23	@Denver	L	103-104	6-30	3-33	9-63	McConnell-17	Mudiay-27	10,684
Mar 26	@Portland	L	105-108	6-30	3-34	9-64	3 tied-17	McCollum-25	19,506
Mar 27	@Golden State	L	105-117	6-30	3-35	9-65	Landry-22	K. Thompson-40	19,596
Mar 29	CHARLOTTE	L	85-100	6-31	3-35	9-66	Covington-18	Batum-19	14,486
Apr 1	@Charlotte	L	91-100	6-31	3-36	9-67	Grant/H. Thompson-17	Walker-27	19,244
Apr 2	INDIANA	L	102-115	6-32	3-36	9-68	Canaan-24	Miles-25	19,213
Apr 5	NEW ORLEANS	W	107- 93	7-32	3-36	10-68	Landry-22	Cunningham-19	10,978
Apr 8	NEW YORK	L	102-109	7-33	3-36	10-69	Covington-30	Lopez-24	16,076
Apr 10	MILWAUKEE	L	108-109(OT)	7-34	3-36	10-70	Smith-22	Middleton-36	16,267
Apr 12	@Toronto	L	98-122	7-34	3-37	10-71	Covington-24	Powell-18	19,800
Apr 13	@Chicago	L	105-115	7-34	3-38	10-72	Covington-27	Mirotic-32	21,777

SIXERS 2015-16 PLAYER SEASON-HIGHS

PLAYER	MIN	FGM	FTM	OR	DR.	TR	AST	STL	TO	BLK	PTS
ELTON BRAND	24 April 1 at Cha.	5 (3) April 1 at Cha.	3 April 1 at Cha.	3 (2) April 8 vs N.Y.	10 April 1 at Cha.	11 April 1 at Cha.	4 April 2 vs Ind.	3 March 12 vs Det.	2 (2) April 2 vs Ind.	2 (2) March 27 at G.S.	13 April 1 at Cha.
ISAIAH CANAAN	39 April 2 vs Ind.	9 Nov. 27 at Hou.	8C March 12 vs Det.	2 (3) March 21 at Ind.	6 Oct. 28 at Bos.	7T Oct. 28 at Bos.	5 (2) Dec. 7 vs S.A.	4T Jan. 30 vs G.S.	5T Jan. 24 vs Bos.	2T(2) April 1 at Cha.	24 (2) April 2 vs Ind.
ROBERT COVINGTON	46C Jan. 18 at N.Y.	10C April 8 vs N.Y.	8 Nov. 27 at Hou.	4C(2) Jan. 14 vs Chi.	12C Jan. 30 vs G.S.	14C Nov. 25 at Bos.	5T Nov. 27 at Hou.	8C Nov. 27 at Hou.	8 Nov. 29 at Mem.	3 (2) Feb. 26 vs Wash.	30C April 8 vs N.Y.
JERAMI GRANT	43C April 10 vs Milw.	8C Jan. 27 at Det.	9C March 17 vs Wash.	5C Nov. 11 vs Tor.	8C(2) Feb. 28 at Orl.	11C(2) Feb. 8 vs LA-C	6C Feb. 10 vs Sac.	4C Dec. 5 vs Den.	5T April 2 vs Ind.	5 (4) Feb. 28 at Orl.	21C(2) April 10 vs Milw.
RICHAUN HOLMES	28C Nov. 9 vs Chi.	8C Dec. 28 at Utah	6C Jan. 16 vs Port.	6C March 4 vs Miami	5C(2) Feb. 24 at Det.	8C March 4 vs Miami	3C(4) Feb. 23 vs Orl.	2C Feb. 26 vs Wash.	3C Dec. 7 vs S.A.	4C Feb. 10 vs Sac.	18C Dec. 28 at Utah
CARL LANDRY	26 (3) April 5 vs N.O.	10 March 20 vs Bos.	6 (3) March 20 vs Bos.	5 (3) April 1 at Cha.	7 (2) March 23 at Den.	9 April 5 vs N.O.	4 (2) April 1 at Cha.	2 (2) April 5 vs N.O.	3 April 2 vs Ind.	2 (2) March 21 at Ind.	26 March 20 vs Bos.
KENDALL MARSHALL	37 April 13 at Chi.	4 (2) April 13 at Chi.	3T Feb. 24 at Det.	1 (2) April 13 at Chi.	4 April 12 at Tor.	4 April 12 at Tor.	7 Dec. 23 at Milw.	4C March 17 vs Wash.	6 Dec. 23 at Milw.	1T(2) March 29 vs Cha.	12 Feb. 24 at Det.
T.J. MCCONNELL	36C Nov. 7 vs Orl.	7C(3) March 23 at Den.	3C Jan. 20 at Orl.	4C Feb. 10 vs Sac.	8C(2) Dec. 5 vs Den.	9C Nov. 4 at Milw.	13C Nov. 11 vs Tor.	4C Jan. 4 vs Minn.	5C(3) Nov. 21 at Miami	2C(2) Nov. 9 vs Chi.	17C(3) March 23 at Den.
NERLENS NOEL	47C Jan. 18 at N.Y.	10 Feb. 19 at N.O.	7 April 8 vs N.Y.	8C March 9 vs Hou.	12C March 17 vs Wash.	16 March 17 vs Wash.	5T(2) March 20 vs Bos.	7C March 17 vs Wash.	5 (4) March 15 at Brk.	5 Dec. 28 at Utah	24 Feb. 19 at N.O.
JAHLIL OKAFOR	39C(2) Feb. 10 vs Sac.	13C Nov. 11 vs Tor.	8C Dec. 10 at Brk.	7C Feb. 6 vs Brk.	11C Nov. 29 at Mem.	17C Feb. 6 vs Brk.	5C Feb. 10 vs Sac.	2C(3) Jan. 18 at N.Y.	8C Oct. 28 at Bos.	4C(2) Nov. 25 at Bos.	31C Feb. 21 at Dall.
PHIL PRESSEY	19 Nov. 18 vs Ind.	4 (3) Nov. 18 vs Ind.	3 (2) Nov. 29 at Mem.	0	5T Dec. 2 at N.Y.	5T Dec. 2 at N.Y.	7 Nov. 11 vs Tor.	2 (2) Nov. 27 at Hou.	3 (3) Nov. 29 at Mem.	1 Nov. 27 at Hou.	11 Nov. 9 vs Chi.
JAKARR SAMPSON	27 (2) Nov. 11 vs Tor.	5 (2) Nov. 13 at OKC.	6T(2) Dec. 26 at Phoe.	3 (5) Jan. 7 vs Atl.	6 Dec. 20 at Clev.	7 (3) Dec. 20 at Clev.	3 (2) Jan. 7 vs Atl.	2 Nov. 29 at Mem.	3 (4) Dec. 1 vs LA-L	2 (4) Jan. 16 vs Port.	13 (2) Dec. 5 vs Den.
ISH SMITH N.O.-Phi.	44C Jan. 18 at N.Y.	12C Jan. 9 vs Tor.	7C April 8 vs N.Y.	3T March 21 at Ind.	12C March 26 at Port.	14C March 26 at Port.	16C Jan. 18 at N.Y.	4T(3) Feb. 24 at Det.	6 (4) April 10 vs Milw.	3C March 29 vs Cha.	28C Jan. 9 vs Tor.
ISH SMITH Phi.	44C Jan. 18 at N.Y.	12C Jan. 9 vs Tor.	7C April 8 vs N.Y.	3T March 21 at Ind.	12C March 26 at Port.	14C March 26 at Port.	16C Jan. 18 at N.Y.	4T(3) Feb. 24 at Det.	6 (4) April 10 vs Milw.	3C March 29 vs Cha.	28C Jan. 9 vs Tor.
NIK STAUSKAS	39C Jan. 14 vs Chi.	9C March 18 vs OKC.	6T(2) April 8 vs N.Y.	2T Jan. 1 at LA-L	6T(4) April 8 vs N.Y.	7 (3) April 8 vs N.Y.	6C April 5 vs N.O.	3C(2) March 18 vs OKC.	4C(4) March 21 at Ind.	3T Dec. 13 at Tor.	23C March 18 vs OKC.
HOLLIS THOMPSON	41T Jan. 18 at N.Y.	8T April 13 at Chi.	5T Nov. 2 vs Clev.	4T April 10 vs Milw.	7 (4) March 29 vs Cha.	10C March 29 vs Cha.	6C Dec. 5 vs Den.	3 Nov. 18 vs Ind.	5C Nov. 4 at Milw.	2 Nov. 20 at Cha.	21 April 13 at Chi.
SONNY WEEMS Pho.-Phi.	24 Jan. 15 at Bos.	5 Jan. 26 at Phil.	3 Dec. 14 at Dall.	2 Dec. 28 vs Clev.	5 Jan. 15 at Bos.	6 Jan. 15 at Bos.	5 Jan. 15 at Bos.	2 Jan. 15 at Bos.	4 (2) Jan. 27 at Clev.	1 Feb. 25 vs Brk.	12 Jan. 26 at Phil.
SONNY WEEMS Phi.	16 (2) March 21 at Ind.	2 (3) March 23 at Den.	1 March 21 at Ind.	1 March 12 vs Det.	3 (2) March 21 at Ind.	4 March 12 vs Det.	1 (2) March 26 at Port.	0	1 (4) March 23 at Den.	0	6 March 23 at Den.
CHRISTIAN WOOD	22C Nov. 9 vs Chi.	5C Nov. 13 at OKC.	4C(2) April 12 at Tor.	4C Nov. 13 at OKC.	5C Nov. 9 vs Chi.	8C(2) Nov. 13 at OKC.	1C(3) Nov. 18 vs Ind.	1C(5) Dec. 14 at Chi.	1C(2) Nov. 18 vs Ind.	2C(3) April 12 at Tor.	15C Nov. 13 at OKC.
TONY WROTEN	29 Dec. 22 vs Mem.	5 Dec. 18 vs N.Y.	5 Dec. 18 vs N.Y.	1 (2) Dec. 22 vs Mem.	4 Dec. 22 vs Mem.	5 Dec. 22 vs Mem.	7 Dec. 22 vs Mem.	1 (3) Dec. 18 vs N.Y.	7 Dec. 18 vs N.Y.	0	15 Dec. 18 vs N.Y.

YEAR IN REVIEW

76ERS High Games	290 Jan. 18 at N.Y.	48 Jan. 4 vs Minn.	29 Feb. 28 at Orl.	18 Feb. 10 vs Sac.	44 Jan. 18 at N.Y.	54 Feb. 8 vs LA-C	31 (2) April 5 vs N.O.	18 (3) Jan. 30 vs G.S.	31 Nov. 18 vs Ind.	14 Nov. 25 at Bos.	116 Feb. 28 at Orl.
76ERS Low Games	240 (78) April 13 at Chi.	19 Oct. 30 vs Utah	6 Jan. 9 vs Tor.	3 (3) Feb. 28 at Orl.	23 Jan. 14 vs Chi.	31 (2) April 13 at Chi.	11 Dec. 2 at N.Y.	1 Dec. 13 at Tor.	8 (2) March 18 vs OKC.	1 (2) April 2 vs Ind.	68 Dec. 7 vs S.A.
OPPONENTS High Games	290 Jan. 18 at N.Y.	51 Dec. 23 at Milw.	35 Feb. 23 vs Orl.	21 Jan. 27 at Det.	55 March 29 vs Cha.	64 March 29 vs Cha.	37 Jan. 30 vs G.S.	18 (2) Jan. 7 vs Atl.	26 Nov. 29 at Mem.	14 Nov. 21 at Miami	131 March 15 at Brk.
OPPONENTS Low Games	240 (78) April 13 at Chi.	28 Dec. 28 at Utah	1 Jan. 30 vs G.S.	2 Dec. 16 at Atl.	21 Jan. 4 vs Minn.	25 Dec. 16 at Atl.	13 Dec. 28 at Utah	3 March 18 vs OKC.	7 Dec. 7 vs S.A.	0 Nov. 6 at Clev.	84 Nov. 25 at Bos.

"C" indicates a new career-high, "T" a tied career-high.
Numbers in parentheses indicate the number of games in which a player or team has reached a given total (if more than one).

SIXERS 2015-16 SEASON BREAKDOWN

	RECORD	HOME	ROAD	OT
OVERALL	10-72	7-34	3-38	0-4
Atlantic	2-14	2-6	0-8	0-1
Central	0-18	0-9	0-9	0-2
Southeast	1-7	0-9	1-8	
EASTERN	3-49	2-24	1-25	0-3
Southwest	1-9	1-4	0-5	
Northwest	2-8	2-3	0-5	
Pacific	4-6	2-3	2-3	0-1
WESTERN	7-23	5-10	2-13	0-1

TEAM WINNING & LOSING STREAKS:

	OVERALL	HOME	ROAD
Long:	Win - 1	Win - 1	Win - 1
	Loss - 18	Loss - 7	Loss - 18

MONTHLY RECORD

	WON	LOST
Oct.	0	2
Nov.	0	16
Dec.	3	13
Jan.	4	10
Feb.	1	11
Mar.	1	14
Apr.	1	6

SCORING BREAKDOWN
100+ 8-28
100< 2-44
Defense
100+ 3-57
100< 7-15

RECORD VS. WINNING TEAMS
If Opp W/L to date:
.500 or above: 1-44
Belove .500: 9-27

ATTENDANCE
41 Games
610,121 Total
14,881 Average
20,798 High
3 Sellouts

MARGINS	1	2	3	4	5	6	7	8	9	10	11	12	13	14	15	16	17	18	19	20	21	22	23
Won By:					2	1	1		1	2		1		1									
Lost By:	2	1	3	5	4	4	3	3	6	4		4	4	5	2	2	3		1	4	1	1	1
----	24	25	26	27	28	29	30	31	32	33	34	35	36	37	38	39	40	41	42	43	44	45	46+
Won By:		1																					
Lost By:	1	1	1	1	2			1							1								1

AT START OF:	OVERALL	HOME	ROAD	FG%	OVERALL	HOME	ROAD
2ND- AHEAD:	7-18	5-9	2-9	-44%	1-45	0-21	1-24
-BEHIND:	3-50	2-24	1-26	45-49%	7-21	5-11	2-10
- TIED:	0-4	0-1	0-3	50-54%	0-6	0-2	0-4
3RD- AHEAD:	7-17	5-7	2-10	55-59%	2-0	2-0	0-0
-BEHIND:	2-55	2-27	0-28	+60%	0-0	0-0	0-0
- TIED:	1-0	0-0	1-0				
4TH- AHEAD:	10-11	7-5	3-6				
-BEHIND:	0-59	0-29	0-30				
- TIED:	0-2	0-0	0-2				

SIXERS 2015-16 SEASON TRANSACTIONS

6/25/15: Selected Jahlil Okafor (3rd overall), Richaun Holmes (37th overall), Arturas Gudaitis (47th overall), J.P. Tokoto (58th overall) and Luka Mitrovic (60th overall) in the 2015 NBA Draft.

7/10/15: Acquired Nik Stauskas, Carl Landry, Jason Thompson and the rights to swap first round picks in 2016 and 2017 from the Sacramento Kings in exchange for the rights to Arturas Gudaitis and Luka Mitrovic.

7/15/15: Signed Pierre Jackson.

7/24/15: Signed Scottie Wilbekin.

7/31/15: Signed Richaun Holmes.

7/31/15: Acquired Gerald Wallace and a draft consideration from the Golden State Warriors in exchange for Jason Thompson.

8/9/15: Signed Kendall Marshall.

9/27/15: Signed T.J. McConnell, Jordan McRae, J.P. Tokoto and Christian Wood; waived Gerald Wallace.

10/26/15: Waived Furkan Aldemir, Pierre Jackson, Jordan McRae, J.P. Tokoto and Scottie Wilbekin.

11/4/15: Signed Phil Pressey.

11/11/15: Assigned Kendall Marshall and Tony Wroten to the Delaware 87ers of the NBA D-League.

12/1/15: Assigned Christian Wood to the Delaware 87ers of the NBA D-League.

12/2/15: Recalled Christian Wood from the Delaware 87ers of the NBA D-League.

12/4/15: Waived Phil Pressey; recalled Kendall Marshall and Tony Wroten from the Delaware 87ers of the NBA D-League.

12/7/15: Recalled Christian Wood from the Delaware 87ers of the NBA D-League.

12/8/15: Assigned Carl Landry and Christian Wood to the Delaware 87ers of the NBA D-League.

12/14/15: Recalled Christian Wood from the Delaware 87ers of the NBA D-League.

12/18/15: Assigned Christian Wood to the Delaware 87ers of the NBA D-League.

12/23/15: Recalled Carl Landry from the Delaware 87ers of the NBA D-League.

12/24/15: Acquired Ish Smith from the New Orleans Pelicans for two second round draft picks; waived Tony Wroten.

1/4/16: Signed Elton Brand; waived Christian Wood.

2/18/16: Waived JaKarr Sampson.

3/4/16: Signed Christian Wood to a 10-day contract.

3/7/16: Claimed Sonny Weems off of waivers from the Phoenix Suns; released Christian Wood.

3/27/16: Signed Christian Wood to a 10-day contraact; waived Sonny Weems.

4/6/16: Signed Christian Wood to a contract for the rest of the season.

SIXERS 2015-16 GAME-BY-GAME STATISTICS

DATE	GAME	FG-A	PCT	3FG-A	PCT	FT-A	PCT	OR-DR-REB	AST	PF	ST	TO	BS	PTS
10/28	PHILADELPHIA	34-83	.410	7-22	.318	20-23	.870	14-32-46	12	22	11	24	6	95
18,624	@ Boston	39-85	.459	8-24	.333	26-27	.963	10-31-41	31	23	10	17	7	112
10/30	Utah	36-88	.409	7-13	.538	20-25	.800	13-38-51	19	22	10	8	9	99
17,122	@ PHILADELPHIA	19-63	.302	6-15	.400	27-37	.730	8-31-39	15	22	4	19	5	71
11/2	Cleveland	42-81	.519	8-22	.364	15-20	.750	7-36-43	28	19	5	16	9	107
18,094	@ PHILADELPHIA	38-85	.447	7-24	.292	17-23	.739	9-28-37	22	18	7	13	5	100
11/4	PHILADELPHIA	34-81	.420	6-28	.214	13-15	.867	12-39-51	23	23	4	18	9	87
12,437	@ Milwaukee	35-87	.402	8-23	.348	13-17	.765	9-28-37	24	19	6	10	4	91
11/6	Philadelphia	41-79	.519	10-23	.435	10-15	.667	7-31-38	23	18	9	16	5	102
20,562	@ CLEVELAND	45-88	.511	10-26	.385	8-12	.667	11-34-45	29	20	9	17	0	108
11/7	@PHILADELPHIA	36-80	.450	11-33	.333	14-26	538	10-28-38	24	20	6	16	10	97
15,207	Orlando	39-83	.470	6-13	.462	21-24	.875	10-31-41	24	23	10	13	7	105
11/9	@PHILADELPHIA	35-100	.350	5-25	.200	13-23	.565	15-37-52	19	13	6	13	9	88
13,879	Chicago	41-96	.427	10-25	.400	19-23	.826	13-45-58	28	19	6	14	10	111
11/11	@PHILADELPHIA	40-87	.460	12-29	.414	11-17	.647	11-26-37	28	14	2	11	7	103
12,744	Toronto	43-89	.483	5-18	.278	28-31	.903	17-39-56	22	18	7	8	7	119
11/13	PHILADELPHIA	30-86	.349	5-17	.294	17-20	.714	12-28-43	16	17	11	17	7	85
18,203	@ Oklahoma City	39-97	.402	8-25	.320	16-21	.762	16-39-55	20	19	9	13	13	102
11/14	PHILADELPHIA	33-82	.402	8-22	.364	9-11	.818	6-35-41	15	21	7	15	3	83
18,418	@ San Antonio	33-85	.388	5-16	.313	21-25	.840	12-42-54	23	9	10	14	8	92
11/16	Dallas	30-76	.395	7-24	.292	25-30	.833	6-33-39	16	23	12	19	2	92
11,555	@ PHILADELPHIA	34-76	.447	5-22	.227	13-20	.650	8-38-46	16	29	9	27	4	86
11/18	Indiana	42-92	.457	12-27	.444	16-20	.800	16-32-48	28	17	18	19	8	112
11,080	@ PHILADELPHIA	35-76	.461	5-25	.200	10-16	.625	7-36-43	14	17	9	31	8	85
11/20	PHILADELPHIA	32-79	.405	8-26	.308	16-22	.727	9-33-42	21	18	5	18	6	88
17,926	@ Charlotte	40-81	.494	12-25	.480	21-22	.955	5-36-41	25	21	7	11	10	113
11/21	PHILADELPHIA	31-82	.378	10-31	.323	19-24	.792	10-33-43	16	30	7	17	8	91
19, 673	@ Miami	30-69	.435	5-18	.278	31-45	.689	9-36-45	16	19	7	16	14	96
11/23	PHILADELPHIA	32-78	.410	10-31	.323	21-27	.778	11-30-41	15	26	10	19	6	95
11,382	@ Minnesota	36-78	.462	3-12	.250	25-27	.926	8-33-41	20	25	17	17	7	100
11/25	PHILADELPHIA	31-83	.373	7-27	.259	11-15	.733	7-43-50	12	21	11	19	14	80
17,588	@ Boston	31-91	.341	9-29	.310	13-18	.722	11-43-54	18	12	7	17	6	102
11/27	PHILADELPHIA	40-83	.482	16-35	.457	18-26	.692	8-25-33	24	24	18	12	5	114
17,306	@ Houston	38-73	.521	11-20	.550	29-37	.784	10-39-49	21	21	5	22	6	116
11/29	PHILADELPHIA	30-77	.390	12-36	.333	12-16	.750	8-33-41	23	29	18	27	9	84
15,322	@ Memphis	34-81	.420	4-13	.308	20-27	.741	15-34-49	19	18	911	26	8	92
12/1	Los Angeles	33-89	.371	8-34	.235	17-24	.708	12-34-46	15	19	4	12	2	91
20,510	@ PHILADELPHIA	37-79	.468	14-32	.438	15-23	.652	10-37-47	28	18	6	16	8	103
12/2	PHILADELPHIA	32-86	.372	9-30	.300	14-24	.583	7-35-42	11	19	8	14	7	87
19,812	@ New York	38-88	.432	4-19	.211	19-22	.864	8-42-50	19	17	5	20	9	99
12/5	Denver	37-81	.457	11-31	.355	23-38	.605	13-34-47	25	21	8	17	4	108
14,367	@ PHILADELPHIA	37-74	.500	15-31	.484	16-26	.615	7-33-40	22	28	11	20	8	105
12/7	San Antonio	47-76	.618	4-11	.364	21-25	.840	7-40-47	32	17	7	7	1	119
14,449	@ PHILADELPHIA	26-75	.347	4-24	.167	12-21	.571	6-25-31	14	25	3	13	1	68
12/10	PHILADELPHIA	34-87	.391	4-31	.129	19-22	.864	13-25-38	17	22	14	10	6	91
13,266	@ Brooklyn	37-74	.500	6-14	.429	20-27	.741	9-34-43	22	20	5	19	1	100
12/11	Detroit	43-93	.462	10-27	.370	11-16	.688	17-31-48	18	21	9	14	9	107
14,020	@ PHILADELPHIA	36-80	.450	6-18	.333	17-24	.708	13-31-44	22	16	5	21	5	95
12/13	PHILADELPHIA	28-84	.333	10-28	.357	10-14	.714	15-37-52	18	20	1	22	9	76
19,800	@ Toronto	32-78	.410	7-22	.318	25-34	.735	8-33-41	14	15	11	8	9	96
12/14	PHILADELPHIA	38-92	.413	11-31	.355	9-13	.692	9-27-36	19	17	6	11	8	96
21,166	@ Chicago	43-85	.506	8-22	.364	21-26	.808	10-43-53	28	15	7	13	8	115
12/16	PHILADELPHIA	39-75	.520	12-26	.462	16-24	.667	7-25-32	20	21	5	24	2	106
14,827	@ Atlanta	48-78	.615	10-21	.476	21-24	.875	2-23-25	32	21	11	12	7	127
12/18	New York	40-85	.471	6-19	.316	21-28	.750	14-35-49	24	19	8	15	6	107
17,880	@ PHILADELPHIA	37-77	.481	6-24	.250	17-30	.567	4-32-36	15	22	7	15	5	97
12/20	PHILADELPHIA	30-86	.349	5-24	.208	21-30	.700	16-33-49	15	22	6	21	2	86
20,562	@ Cleveland	40-85	.471	11-25	.440	17-21	.810	6-34-40	25	19	11	12	6	108
12/22	Memphis	40-85	.471	5-15	.333	19-24	.792	9-27-36	26	23	16	12	3	104
15,552	@ PHILADELPHIA	31-66	.470	7-23	.304	21-32	.656	10-32-42	19	21	6	28	3	90
12/23	PHILADELPHIA	37-81	.457	7-20	.350	19-29	.655	13-28-41	24	14	12	23	7	100
15,754	@ Milwaukee	51-85	.600	5-12	.417	6-8	.750	5-29-34	34	22	14	16	13	113
12/26	PHILADELPHIA	38-79	.481	12-27	.444	23-27	.852	8-40-48	20	26	9	22	8	111
17,548	@ Phoenix	34-88	.386	10-27	.370	26-34	.765	12-29-41	17	26	10	15	3	104
12/28	PHILADELPHIA	36-86	.419	5-21	.238	14-19	.737	8-29-37	20	27	8	18	9	91
19,911	@ Utah	28-84	.333	7-26	.269	32-36	.889	15-38-53	13	18	11	19	9	95
12/30	PHILADELPHIA	40-94	.426	9-31	.290	21-34	.618	16-37-53	23	28	10	13	9	110
17,317	@ Sacramento	36-74	.486	8-25	.320	25-41	.610	7-39-46	23	26	5	22	5	105
1/1	PHILADELPHIA	31-84	.369	4-24	.167	18-25	.720	13-37-50	21	21	6	16	10	84
18,997	@ Los Angeles	33-87	.379	5-16	.313	22-29	.759	13-37-50	17	17	11	12	6	127
1/2	PHILADELPHIA	41-89	.461	9-23	.391	8-17	.471	9-24-33	30	21	8	12	4	99
19,212	@ Los Angeles	49-81	.605	12-23	.522	20-25	.800	6-41-47	28	17	7	15	6	130
1/4	Minnesota	39-73	.534	2-5	.400	19-24	.792	6-21-27	26	18	11	17	4	99
14,013	@ PHILADELPHIA	48-87	.552	4-20	.200	9-14	.643	12-25-37	31	24	11	17	10	109
1/7	Atlanta	49-92	.533	13-32	.406	15-19	.789	14-34-48	23	23	18	16	6	126
12,611	@ PHILADELPHIA	39-86	.453	5-18	.278	15-25	.643	14-29-43	21	17	9	22	4	98
1/9	Toronto	41-75	.547	5-17	.294	21-27	.778	6-31-37	19	16	7	13	7	108
14,100	@ PHILADELPHIA	39-80	.488	11-17	.647	6-14	.429	9-26-35	26	23	9	13	5	95
1/10	Cleveland	35-90	.389	9-32	.281	16-23	.696	13-38-51	20	16	9	11	2	95
19,226	@ PHILADELPHIA	35-77	.455	6-18	.333	9-19	.474	7-41-48	22	18	6	19	7	85
1/14	Chicago	41-88	.466	7-17	.412	26-31	.839	17-36-53	17	20	9	23	2	115
14,063	@ PHILADELPHIA	42-93	.452	12-27	.444	15-20	.750	11-23-34	23	27	13	14	5	111

YEAR IN REVIEW

SIXERS 2015-16 GAME-BY-GAME STATISTICS

DATE	GAME	FG-A	PCT	3FG-A	PCT	FT-A	PCT	OR-DR-REB	AST	PF	ST	TO	BS	PTS
1/16	Portland	34-87	.391	5-29	.172	16-24	.667	9-29-38	17	22	6	13	4	89
15, 698	@ PHILADELPHIA	42-76	.553	10-23	.435	20-30	.667	3-42-45	27	25	9	13	8	114
1/18	PHILADELPHIA	45-102	.441	10-28	.357	13-25	.520	7-44-51	27	25	9	13	7	113
19,812	@ New York	43-97	.443	8-20	.400	25-30	.833	10-43-53	26	19	6	14	8	119
1/20	PHILADELPHIA	36-74	.486	9-19	.474	15-21	.714	4-37-41	20	19	8	15	8	96
17,746	@ Orlando	33-84	.393	4-17	.235	17-26	.654	13-34-47	19	14	12	14	3	87
1/24	Boston	43-97	.443	11-25	.440	15-19	.789	15-36-51	29	17	14	17	2	112
9,722	@ PHILADELPHIA	35-89	.393	8-26	.308	14-20	.700	13-34-47	17	20	12	24	6	92
1/26	Phoenix	39-83	.470	6-19	.316	19-28	.679	10-35-45	27	30	6	17	6	103
10,851	@ PHILADELPHIA	39-81	.481	11-28	.393	24-36	.667	8-33-41	25	23	9	12	6	113
1/27	PHILADELPHIA	39-82	.476	7-19	.368	12-17	.706	9-29-38	24	27	6	16	7	97
13,712	@ Detroit	39-91	.429	5-21	.238	27-38	.711	21-30-51	15	19	9	14	2	110
1/30	Golden State	47-95	.495	13-30	.433	1-2	.500	12-45-57	37	18	5	23	7	108
20,798	@ PHILADELPHIA	42-92	.457	10-29	.345	11-21	.524	8-32-40	23	8	18	12	4	105
2/3	Atlatna	48-92	.522	10-20	.500	18-25	.720	11-41-52	28	12	13	18	7	124
10,429	@ PHILADELPHIA	35-84	.417	6-27	.222	10-14	.714	6-32-38	27	20	7	24	10	86
2/5	PHILADELPHIA	37-87	.425	9-26	.346	11-14	.786	6-32-38	23	18	7	15	8	94
17,305	@ Washington	44-84	.524	6-22	.273	12-20	.600	9-37-46	26	15	7	13	4	106
2/6	Brooklyn	35-76	.461	5-15	.333	23-26	.885	9-27-36	19	17	5	19	5	98
18,847	@ PHILADELPHIA	38-91	.469	10-29	.345	17-22	.773	13-29-42	17	21	12	16	8	103
2/8	Los Angeles	35-95	.368	5-22	.227	23-31	.742	14-38-52	21	22	12	12	4	98
13,310	@ PHILADELPHIA	34-90	.378	6-25	.240	18-21	.857	11-43-54	20	31	7	21	5	92
2/10	Sacramento	44-87	.506	4-16	.250	22-29	.759	15-29-44	29	16	7	14	6	114
12,501	@ PHILADELPHIA	41-91	.462	15-35	.429	11-17	.647	18-26-44	29	21	9	19	10	110
2/19	PHILADELPHIA	40-76	.526	12-27	.444	22-26	.846	3-29-32	20	27	11	20	4	114
16,953	@ New Orleans	41-81	.506	7-17	.412	32-40	.800	11-31-42	22	22	12	16	4	121
2/23	Orlando	41-85	.482	7-14	.500	35-41	.854	13-30-43	26	22	11	13	2	124
13,745	@ PHILADELPHIA	43-79	.544	10-21	.476	19-26	.731	6-30-36	23	29	7	22	4	115
2/24	PHILADELPHIA	33-83	.398	7-23	.304	18-26	.692	10-30-40	18	24	8	15	4	91
13,429	@ Detroit	39-83	.470	11-28	.393	22-34	.647	10-40-50	22	19	10	16	1	111
2/26	Washington	40-94	.426	7-23	.304	16-17	.941	17-38-55	24	19	7	13	8	103
16,511	@ PHILADELPHIA	35-82	.427	8-25	.320	16-21	.762	7-34-41	21	19	10	13	5	94
2/28	PHILADELPHIA	41-77	.532	5-22	.227	29-37	.784	3-31-34	20	21	6	18	7	116
16,168	@ Orlando	49-86	.570	10-16	.625	22-25	.880	6-27-33	28	27	9	12	6	130
2/29	PHILADELPHIA	43-89	.483	10-32	.313	12-21	.571	6-26-32	27	27	8	12	4	108
15,096	@ Washington	43-89	.483	6-20	.300	24-31	.774	14-39-53	25	17	6	17	6	116
3/2	Charlotte	40-81	.494	10-25	.400	29-35	.829	8-42-50	20	21	9	12	7	119
11,143	@ PHILADELPHIA	34-85	.400	13-33	.394	18-26	.692	7-31-38	23	24	8	14	5	99
3/4	Miami	39-88	.443	5-16	.313	29-36	.806	16-39-55	24	19	7	16	5	112
17,610	@ PHILADELPHIA	36-95	.379	9-31	.290	21-27	.778	15-29-44	21	27	12	8	5	102
3/6	PHILADELPHIA	37-85	.435	11-31	.355	13-22	.591	12-28-40	20	21	5	11	7	98
19,820	@ Miami	36-81	.444	8-14	.571	23-30	.767	13-38-51	16	18	7	13	5	103
3/9	Houston	38-86	.442	11-33	.333	31-41	.756	17-28-45	22	24	14	13	13	118
15,237	@ PHILADELPHIA	5-86	.407	12-33	.364	22-32	.688	16-26-42	23	28	8	19	5	104
3/11	Brooklyn	33-87	.379	5-17	.294	18-22	.818	11-30-41	22	14	8	12	4	89
14,128	@ PHILADELPHIA	38-84	.452	9-28	.321	10-15	.667	11-38-49	25	20	5	19	6	95
3/12	Detroit	49-91	.538	9-18	.500	18-22	.818	12-40-52	26	20	6	13	3	125
16,087	@ PHILADELPHIA	39-84	.464	10-25	.400	23-27	.852	6-30-36	24	16	11	12	2	111
3/15	PHILADELPHIA	41-88	.466	11-30	.367	21-26	.808	9-25-34	26	21	6	17	4	114
14,560	@ Brooklyn	47-90	.522	10-24	.417	27-31	.871	14-38-52	23	20	12	13	3	131
3/17	Washington	40-90	.444	6-27	.222	13-19	.684	12-48-71	25	17	8	22	1	99
10,521	@ PHILADELPHIA	35-91	.385	6-33	.182	18-26	.692	8-32-49	17	20	16	11	3	94
3/18	Oklahoma City	45-89	.506	7-22	.318	14-18	.778	16-47-68	27	24	3	20	8	111
20,388	@ PHILADELPHIA	35-89	.393	10-29	.345	17-27	.630	10-26-44	24	17	11	8	5	97
3/20	Boston	46-94	.489	10-25	.400	18-21	.857	14-39-62	28	24	8	13	3	120
15,103	@ PHILADELPHIA	39-92	.424	8-21	.381	19-27	.704	12-28-50	28	19	5	11	7	105
3/21	PHILADELPHIA	31-80	.388	4-18	.222	9-14	.643	10-34-48	15	17	4	15	4	75
18,165	@ Indiana	35-81	.432	10-26	.385	11-13	.846	7-38-54	18	20	7	12	5	91
3/23	PHILADELPHIA	37-94	.394	15-37	.405	14-15	.933	8-37-45	26	27	7	10	4	103
10,684	@ Denver	33-76	.434	6-17	.353	32-40	.800	7-39-46	18	19	7	16	9	104
3/26	PHILADELPHIA	39-93	.419	10-38	.263	17-24	.708	10-43-53	21	22	5	13	6	105
19,506	@ Portland	38-91	.418	8-25	.320	24-30	.800	11-45-56	21	21	9	10	5	108
3/27	PHILADELPHIA	42-90	.467	10-30	.333	11-12	.917	9-28-37	27	20	10	12	3	105
19,596	@ Golden State	44-83	.530	14-33	.424	15-20	.750	7-37-44	32	15	9	18	4	117
3/29	Charlotte	38-87	.437	7-25	.280	17-18	.944	9-55-64	26	7	6	16	6	100
14,486	@ PHILADELPHIA	30-96	.313	16-44	.364	9-10	.900	9-36-45	20	18	8	10	5	85
4/1	PHILADELPHIA	33-90	.367	10-39	.256	15-21	.714	9-39-48	24	20	5	10	7	91
19,244	@ Charlotte	36-84	.429	7-27	.259	21-27	.778	8-47-55	23	14	9	11	6	100
4/2	Indiana	44-84	.524	8-23	.348	19-23	.826	6-42-48	27	24	9	14	4	115
19,213	@ PHILADELPHIA	34-83	.410	16-37	.432	18-26	.692	8-30-38	23	22	3	17	1	102
4/5	New Orleans	37-82	.451	7-18	.389	12-16	.750	14-35-49	20	16	5	17	1	93
10,978	@ PHILADELPHIA	40-88	.455	13-34	.382	14-17	.824	11-30-41	31	15	10	10	6	107
4/8	New York	43-91	.473	4-16	.250	19-30	.633	12-47-59	19	23	6	10	8	109
16,076	@ PHILADELPHIA	32-91	.352	14-37	.378	24-36	.667	15-31-46	25	20	7	9	5	102
4/10	Milwaukee	40-87	.460	7-23	.304	22-24	.917	8-45-53	26	19	10	20	8	109
16,267	@ PHILADELPHIA	39-96	.406	13-46	.283	17-25	.680	13-32-45	24	19	12	15	6	108
4/12	PHILADELPHIA	35-77	.455	15-35	.429	13-25	.520	7-25-32	24	18	8	14	6	98
19,800	@ Toronto	48-95	.505	10-25	.400	16-19	.842	16-36-52	25	20	11	14	5	122
4/13	PHILADELPHIA	37-81	.457	17-35	.486	14-18	.778	4-27-31	28	24	10	13	7	105
21,777	@ Chicago	39-83	.470	15-24	.625	22-27	.815	16-37-53	27	13	8	17	8	115

YEAR IN REVIEW

SIXERS 2015-16 SUPERLATIVES

	PHILADELPHIA		OPPONENTS	
Points	31	Jahlil Okafor at DAL 2/21/16	53	Jimmy Butler vs. CHI 1/14/16 (OT)
			50	James Harden at HOU 11/27/15
Points in a Quarter	18	Jahlil Okafor (1st) at DAL 2/21/16	21	Paul George (2nd) vs. IND 11/18/15
		Ish Smith (3rd) vs. TOR 1/9/16		
Points in a Half	25	Robert Covington (2nd) vs. NYK 4/8/16	30	James Harden (2nd) at HOU 11/27/15
Points in an Overtime	5	Ish Smith vs. MIL 4/10/16	7	E'Twaun Moore vs. CHI 1/14/16
Field Goals	13	Jahlil Okafor vs. TOR 11/11/15	17	Bojan Bogdanovic at BRK 3/15/16
Field Goal Attempts	28	Ish Smith at NYK 1/18/16 (2OT)	30	Jimmy Butler vs. CHI 1/14/16 (OT)
	25	Ish Smith vs. CHI 1/14/16 (OT)	28	James Harden at HOU 11/27/15
		Jahlil Okafor vs CHI 11/9/15; at TOR 12/13/15		
		Ish Smith at WAS 2/5/16; vs. WAS 3/17/6		
Field Goal % (Min. 5 FGA)	1.000	Nerlens Noel (5-5) vs. ATL 2/3/16	1.000	Markel Brown (5-5) vs. BRK 2/6/16
3-PT Field Goals	7	Robert Covington vs. SAC 2/10/16; vs. NYK 4/8/16	7	Klay Thompson at GSW 3/27/16
				Nikola Mirotic at CHI 4/13/16
3-PT FG Attempts	17	Robert Covington vs. MIL 4/10/16 (OT)	17	Kobe Bryant vs. LAL 12/1/15
	14	Nik Stauskas at MIL 11/4/15		
		Robert Covington vs. CHA 3/29/16		
3-PT FG % (Min. 3 3FGA)	.833	Hollis Thompson (5-6) vs. TOR 11/11/15	1.000	Markel Brown (3-3) vs. BRK 2/6/16
Free Throws	9	Jerami Grant vs. WAS 3/17/16	21	Jimmy Butler vs. CHI 1/14/16 (OT)
			16	James Harden at HOU 11/27/15
				Anthony Davis at NOP 2/19/16
FT Attempts	14	Jerami Grant vs. WAS 3/17/16	25	Jimmy Butler vs. CHI 1/14/16 (OT)
			20	James Harden at HOU 11/27/15
				DeMarcus Cousins at SAC 12/30/15
				Anthony Davis at NOP 2/19/16
FT % (Min 5 FTA)	1.000	Jahlil Okafor (8-8) at BRK 12/10/15	1.000	James Harden (13-13) vs. HOU 3/9/16
Offensive Rebounds	8	Nerlens Noel vs. HOU 3/9/16	11	Andre Drummond vs. DET 12/11/15
Defensive Rebounds	12	Robert Covington vs. GSW 1/30/16	15	Hassan Whiteside vs. MI 3/4/16
		Nerlens Noel vs. WAS 3/17/16		
		Ish Smith at POR 3/26/16		
Total Rebounds	17	Jahlil Okafor vs. BRK 2/6/16	21	DeAndre Jordan vs. LAC 2/8/16 (OT)
			20	Marcin Gortat at WAS 2/29/16
Assists	16	Ish Smith at NYK 1/18/16 (2OT)	15	Rajon Rondo vs. SAC 2/10/16
	13	T.J. McConnell vs. TOR 11/11/15		
Steals	8	Robert Covington at HOU 11/27/15	5	Evan Fournier at ORL 1/20/16
				C.J. McCollum at POR 3/26/16
				Nikola Mirotic at CHI 4/13/16
Blocks	5	Jerami Grant at CHI 12/14/15; at SAC 12/30/15;	8	Hassan Whiteside at MIA 11/21/15
		at ORL 1/20/16; at ORL 2/28/16		
		Nerlens Noel at UTA 12/28/15		
Turnovers	8	Jahlil Okafor at BOS 10/28/15	9	James Harden at HOU 11/27/15
		Robert Covington at MEM 11/29/15		John Wall vs. WAS 3/17/6
Minutes	41:52	Robert Covington at CHI 4/13/16	43:53	Victor Oladipo at ORL 2/28/16
Minutes (OT+)	47:12	Nerlens Noel at NYK 1/18/16	49:11	Carmelo Anthony at NYK 1/18/16

SIXERS HIGH	SIXERS LOW	CATEGORY	OPPONENT HIGH	OPPONENT LOW
116 at ORL 2/28/16	68 vs. SAS 12/7/15	**Points**	131 at BRK 3/15/16	84 at BOS 11/25/15
35 at DEN 3/23/16	12 at SAS 11/14/15	**Points/1st Qtr.**	40 (2) vs. MIA 3/4/16	12 (2) vs. BRK 2/6/16
39 vs. POR 1/16/16	10 at DEN 3/23/16	**Points/2nd Qtr**	40 vs. HOU 3/9/16	14 at BOS 11/25/15
68 vs. POR 1/16/16	29 vs. SAS 12/7/15	**Points/1st Half**	77 at ORL 2/28/16	32 at MIA 11/21/15
36 (2) at ORL 2/28/16	12 at CHI 12/14/15	**Points/3rd Qtr.**	38 vs. DET 3/12/16	13 vs. IND 4/2/16
34 (2) vs. BRK 2/6/16	13 at UTA 12/28/15	**Points/4th Qtr.**	41 vs. IND 4/2/16	16 (3) at ORL 1/20/16
65 (2) at ORL 2/28/16	29 vs. LAC 2/8/16	**Points/2nd Half**	73 vs. DET 3/12/16	33 vs. LAL 12/1/15
11 at NYK 1/18/16	4 vs. LAC 2/8/16	**Points/Overtime**	12 at NYK 1/18/16	10 vs. LAC 2/8/16
48 vs. MIN 1/4/16	19 vs. UTA 10/30/15	**Field Goals**	51 at MIL 12/23/15	28 at UTA 12/28/15
102 at NYK 1/18/16	63 vs. UTA 10/30/15	**Field Goal Attempts**	97 (3) vs. BOS 1/24/16	69 at MIA 11/21/15
.553 vs. POR 1/16/16	.302 vs. UTA 10/30/15	**Field Goal Percentage**	.618 vs. SAS 12/7/15	.333 at UTA 12/28/15
17 at CHI 4/13/16	4 (5) at IND 3/21/16	**3-PT Field Goals**	15 at CHI 4/13/16	2 vs. MIN 1/4/16
46 vs. MIL 4/10/16	15 vs. UTA 10/30/15	**3-PT FG Attempts**	34 (2) at DAL 2/21/16	5 vs. MIN 1/4/16
.647 vs. TOR 1/9/16	.129 at BRK 12/10/15	**3-PT FG Percentage**	.625 at CHI 4/13/16	.172 vs. POR 1/16/16
29 at ORL 2/28/16	8 at LAC 1/2/16	**Free Throws**	35 vs. ORL 2/23/16	1 vs. GSW 1/30/16
37 (2) at ORL 2/28/16	10 vs. CHA 3/29/16	**Free Throw Attempts**	45 at MIA 11/21/15	2 vs. GSW 1/30/16
.933 at DEN 3/23/16	.429 vs. TOR 1/9/16	**Free Throw Percentage**	.963 at BOS 10/28/15	.500 vs. GSW 1/30/16
18 vs. SAC 2/10/16	3 (3) at ORL 2/28/16	**Offensive Rebounds**	21 at DET 1/27/16	2 at ATL 12/16/15
44 at NYK 1/18/16	24 at LAC 1/2/16	**Defensive Rebounds**	56 vs. CHA 3/29/16	21 vs. MIN 1/4/16
54 vs. LAC 2/8/16	24 at LAC 1/2/16	**Total Rebounds**	65 vs. CHA 3/29/16	25 at ATL 12/16/15
31 vs. MIN 1/4/16	11 at NYK 12/2/15	**Assists**	37 vs. GSW 1/30/16	13 vs. UTA 12/28/15
31 vs. Ind 1/10/15	12 vs. Atl 3/7/15	**Fouls**	31 @ OKC 3/4/15	13 vs. Cle 1/5/15
16 @ Cle 2/2/15	4 (3) @ Cha 4/4/15	**Steals**	19 @ GS 12/30/14	4 (4) vs. Was 4/8/15
30 @ Mil 4/13/15	10 (6) vs. Was 4/8/15	**Turnovers**	26 vs. Mil 1/7/15	9 @ LAC 1/3/15
14 @ Cha 4/4/15	0 @ Cle 3/29/15	**Blocks**	14 @ NY 4/5/15	0 (2) vs. Pho 11/21/14

SIXERS 2015-16 MISCELLANEOUS STATS

SIXERS RECORD WHEN . . .

	OVERALL	HOME	ROAD
Outrebounding opponent	7-11	5-3	2-8
Outrebounded by opponent	3-58	2-30	1-2
Tied in Rebounding	0-3	0-1	0-2
Shooting better than opponent	9-16	7-8	2-8
Shooting worse than opponent	1-55	0-26	1-29
Shooting same as opponent	0-1	0-0	0-1
More FTM than opponent	3-15	3-10	0-5
Fewer FTM than opponent	7-54	4-22	3-32
Same FTM as opponent	0-3	0-2	0-1
More 3FGM than opponent	10-41	7-19	3-22
Fewer 3FGM than opponent	0-27	0-12	0-15
Same 3FGM as opponent	0-4	0-3	0-1
More assists than opponent	7-22	5-8	2-14
Fewer assists than opponent	2-44	2-22	0-22
Same assists as opponent	1-6	0-4	1-2
Bench outscores opponent bench	7-33	5-12	2-21
Opponent bench outscores PHI bench	3-37	2-22	1-15
Bench scoring equal	0-2	0-0	0-2
Scoring less than 80 points	0-4	0-2	0-2
Scoring between 80-89 points	0-15	0-6	0-9
Scoring between 90-99 points	2-25	1-12	1-13
Scoring between 100-109 points	4-19	4-10	0-9
Scoring 110 or more points	4-9	2-4	2-5
Opponent scores less than 80	0-0	0-0	0-0
Opponent scores between 80-89	3-1	2-0	1-1
Opponent scores between 90-99	4-14	4-5	0-9
Opponent scores between 100-109	3-22	1-12	2-10
Opponent scores 110 or more	0-35	0-17	0-18

GAMES MISSED DUE TO INJURY/ILLNESS

NAME	INJURY/ILLNESS	DATES OUT	GAMES MISSED
Robert Covington	Right Knee Sprain	10/28-10/30;	
		11/4-11/14	9
	Concussion Protocol	3/12-3/21	6
Joel Embiid	Right Foot Injury	10/28-4/13	82
Carl Landry	Right Wrist Injury	10/28-12/22	30
	Lower Back Soreness	4/8-4/13	4
Kendall Marshall	Right Knee Injury	10/28-12/10	23
	Right Knee Rest	12/22	1
	Upper Respiratory Infection	3/4-3/6	2
	Gastroenteritis	3/23	1
	Left Knee Soreness	4/13	1
Nik Stauskas	Right Leg Injury	10/28	1
	Left Knee Contusion	11/25	1
	Left Shoulder Contusion	1/16-1/18	2
	Upper Respiratory Infection	3/4-3/6	2
Tony Wroten	Right Knee Injury	10/28-12/2	20
	Right Knee Rest	12/11; 12/23	2
Nerlens Noel	Wrist Soreness	11/9-11/11	2
	Right Knee Soreness	11/27-11/29	2
	Left Eye Corneal Abrasion	12/14-12/16	2
	Right Knee Patella Tendinitis	2/10	1
	Right Knee Contusion	3/4-3/6; 3/23-4/2	8
Richaun Holmes	Right Hamstring Strain	11/11-11/20	6
	Right Ankle Sprain	2/5-2/6	2
	Right Achilles Strain	3/12-3/21; 3/27-4/13	15
Jahlil Okafor	Right Knee Sorenss	12/26-12/28	2
	Gastroenteritis	1/27	1
	Right Shin Contusion	2/29-3/6	4
	Right Knee Inflammation	3/9-3/11	2
	Right Knee Injury	3/12-4/13	17
Hollis Thompson	Right Eye Corneal Abrasion	1/1-1/2	2
	Upper Respiratory Infection	2/28-2/29; 4/2	3
Jerami Grant	Left Calf Strain	1/14-1/16	2
	Concussion Protocol	3/12-3/15	2
	Right Knee & Quad Contusion	3/29	1
JaKarr Sampson	Upper Respiratory Infection	1/26-1/27	2
Ish Smith	Left Ankle Sprain	2/6	1
T.J. McConnell	Right Ankle Sprain	2/24	2
Elton Brand	Gastroenteritis	3/2	1
Isaiah Canaan	Left Shoulder Injury	4/8-4/13	4
Totals			**269**

NUMBER OF TIMES RECORDING

	POINTS			REB	AST	BLK	STL
	10+	20+	30+	10+	10+	3+	3+
Brand	3			8			1
Canaan	44	8					3
Covington	40	10	1	9		2	12
Embiid							
Grant	34	4		3		16	3
Holmes	11					3	
Landry	18	3					
Marshall	2						1
McConnell	12				3		12
Noel	41	3		18		16	15
Okafor	49	23	1	12		7	
Pressey	1						
Sampson	5						
Smith	38	15		1	8	1	9
Stauskas	30	1				1	2
Thompson	38	1		1			1
Weems							
Wood	1						
Wroten	3						

Number of Times Leading Team In. . . (tied in parentheses)

	Pts	Reb	Ast	Blk	Stl
Brand		2		3(2)	1
Canaan	11(2)		4(2)	3(3)	9(9)
Covington	13(3)	17(6)	2(2)	7(4)	23(9)
Embiid					
Grant	4 (2)	8 (4)		35 (17)	8 (4)
Holmes		3 (2)		4 (2)	3 (3)
Landry	4	3 (2)		3 (2)	1 (1)
Marshall			6 (3)	1 (1)	3
McConnell	2	1	32 (8)		23 (15)
Noel	8 (3)	39 (6)	1 (1)	32 (14)	33 (15)
Okafor	27 (1)	14 (1)		17 (8)	2 (2)
Pressey			3	1 (1)	1 (1)
Sampson				3 (2)	
Smith	13 (1)	3 (1)	40 (3)	3 (1)	12 (6)
Stauskas	4 (2)		5 (4)	4 (4)	7 (6)
Thompson	5 (3)	4	1	3 (2)	4 (3)
Weems					
Wood	1			1 (1)	1 (1)
Wroten			2 (1)		1 (1)

SIXERS 2015-16 QUARTER-BY-QUARTER SCORING

DATE	OPP	H/A	W/L	GM	PHILADELPHIA 76ERS 1ST	2ND	1ST HALF	3RD	4TH	2ND HALF	OTS	TOTAL	OPPONENTS 1ST	2ND	1ST HALF	3RD	4TH	2ND HALF	OTS	TOTAL
28-Oct	BOS	A	L	1	26	14	40	27	28	55		95	21	30	51	28	33	61		112
30-Oct	UTA	H	L	2	19	14	33	20	18	38		71	28	22	50	24	25	49		99
2-Nov	CLE	H	L	3	32	22	54	18	28	46		100	18	31	49	33	25	58		107
4-Nov	MIL	A	L	4	21	24	45	22	20	42		87	29	18	47	21	23	44		91
6-Nov	CLE	A	L	5	25	25	50	23	29	52		102	28	21	49	32	27	59		108
7-Nov	ORL	H	L	6	17	27	44	29	24	53		97	25	26	51	30	24	54		105
9-Nov	CHI	H	L	7	22	21	43	19	26	45		88	31	21	52	24	35	59		111
11-Nov	TOR	H	L	8	34	23	57	20	26	46		103	29	34	63	33	23	56		119
13-Nov	OKC	A	L	9	24	19	43	18	24	42		85	18	30	48	23	31	54		102
14-Nov	SAS	A	L	10	12	27	39	21	23	44		83	20	23	43	33	16	49		92
16-Nov	DAL	H	L	11	15	29	44	21	21	42		86	28	21	49	19	24	43		92
18-Nov	IND	H	L	12	18	20	38	24	23	47		85	23	29	52	32	28	60		112
20-Nov	CHA	A	L	13	19	22	41	29	18	47		88	30	32	62	23	28	51		113
21-Nov	MIA	A	L	14	28	19	47	27	17	44		91	16	16	32	35	29	64		96
23-Nov	MIN	A	L	15	26	26	52	21	22	43		95	19	27	46	28	26	54		100
25-Nov	BOS	A	L	16	24	23	47	15	18	33		80	26	14	40	17	27	44		84
27-Nov	HOU	A	L	17	19	30	49	31	34	65		114	30	26	56	35	25	60		116
29-Nov	MEM	A	L	18	13	18	31	36	17	53		84	21	16	37	27	28	55		92
1-Dec	LAL	H	W	19	26	24	50	30	23	53		103	33	25	58	17	16	33		91
2-Dec	NYK	A	L	20	21	18	39	19	29	48		87	27	27	54	27	18	45		99
5-Dec	DEN	H	L	21	25	34	59	26	20	46		105	29	23	52	25	31	56		108
7-Dec	SAS	H	L	22	17	12	29	23	16	39		68	33	32	65	31	23	54		119
10-Dec	BRK	A	L	23	13	31	44	30	17	47		91	24	28	52	18	30	48		100
11-Dec	DET	H	L	24	14	32	46	20	29	49		95	35	23	58	31	18	49		107
13-Dec	TOR	A	L	25	24	20	44	14	18	32		76	32	20	52	17	27	44		96
14-Dec	CHI	A	L	26	19	37	56	12	28	40		96	24	27	51	34	30	64		115
16-Dec	ATL	A	L	27	23	32	55	21	30	51		106	32	34	66	36	24	60		126
18-Dec	NYK	H	L	28	23	21	44	24	29	53		97	30	35	65	24	18	42		107
20-Dec	CLE	A	L	29	25	13	38	22	26	48		86	21	34	55	33	20	53		108
22-Dec	MEM	H	L	30	23	24	47	19	24	43		90	31	22	53	24	27	51		104
23-Dec	MIL	A	L	31	18	28	46	24	30	54		100	35	30	65	27	21	48		113
26-Dec	PHX	A	W	32	29	22	51	34	26	60		111	15	30	45	30	29	59		104
28-Dec	UTA	A	L	33	23	22	45	33	13	46		91	37	21	58	20	17	37		95
30-Dec	SAC	A	W	34	30	27	57	28	25	53		110	31	26	57	24	24	48		105
1-Jan	LAL	A	L	35	21	20	41	19	24	43		84	21	19	40	22	31	53		93
2-Jan	LAC	A	L	36	29	23	52	22	25	47		99	31	38	69	34	27	61		130
4-Jan	MIN	H	W	37	29	18	47	33	29	62		109	25	25	50	29	20	49		99
7-Jan	ATL	H	L	38	21	23	44	32	22	54		98	22	39	61	36	29	65		126
9-Jan	TOR	H	L	39	26	18	44	25	26	51		95	25	32	57	18	33	51		108
10-Jan	CLE	H	L	40	20	27	47	22	16	38		85	26	22	48	27	20	47		95
14-Jan	CHI	H	L	41	34	28	62	17	25	42	7	111	22	24	46	31	27	58	11	115
16-Jan	POR	H	W	42	29	39	68	22	24	46		114	17	26	43	19	27	46	89	
18-Jan	NYK	A	L	43	29	18	47	16	33	49	17	113	29	23	52	24	20	44		119
20-Jan	ORL	A	W	44	23	24	47	34	15	49		96	21	25	46	25	16	41		87
24-Jan	BOS	H	L	45	25	18	43	26	23	49		92	30	28	58	36	18	54		112
26-Jan	PHX	H	W	46	31	23	54	30	29	59		113	24	21	45	26	32	58		103
27-Jan	DET	A	L	47	20	25	45	34	18	52		97	12	32	44	30	36	66		110
30-Jan	GSW	H	L	48	28	26	54	18	33	51		105	34	39	73	18	17	35		108
3-Feb	ATL	H	L	49	17	25	42	20	24	44		86	27	31	58	30	36	66		124
5-Feb	WAS	A	L	50	18	29	47	25	22	47		94	38	22	60	22	24	46		106
6-Feb	BRK	H	W	51	24	17	41	28	34	62		103	12	27	39	25	34	59		98
8-Feb	LAC	H	L	52	25	34	59	14	15	29	4	92	22	27	49	16	23	39	10	98
10-Feb	SAC	H	L	53	30	33	63	24	23	47		110	24	24	48	27	39	66		114
19-Feb	NOP	A	L	54	26	29	55	35	24	59		114	37	34	71	21	29	50		121
21-Feb	DAL	A	L	55	30	24	54	26	23	49		103	28	38	66	29	34	63		129
23-Feb	ORL	H	L	56	31	31	62	31	22	53		115	33	34	67	30	27	57		124
24-Feb	DET	A	L	57	20	22	42	19	30	49		91	33	32	65	20	26	46		111
26-Feb	WAS	H	L	58	26	26	52	20	22	42		94	21	27	48	28	27	55		103
28-Feb	ORL	A	L	59	26	25	51	36	29	65		116	40	37	77	25	28	53		130
29-Feb	WAS	A	L	60	23	25	48	34	26	60		108	27	33	60	19	37	56		116
2-Mar	CHA	H	L	61	29	21	50	24	25	49		99	32	26	58	25	36	61		119
4-Mar	MIA	H	L	62	29	20	49	28	25	53		102	40	19	59	25	28	53		112
6-Mar	MIA	A	L	63	25	24	49	20	29	49		98	30	17	47	22	34	56		103
9-Mar	HOU	H	L	64	27	25	52	27	25	52		104	21	40	61	32	25	57		118
11-Mar	BRK	H	W	65	27	26	53	19	23	42		95	21	24	45	22	22	44		89
12-Mar	DET	H	L	66	32	25	57	30	24	54		111	27	25	52	38	35	73		125
15-Mar	BRK	A	L	67	15	36	51	32	31	63		114	32	39	71	29	31	60		131
17-Mar	WAS	H	L	68	22	17	39	22	33	55		94	30	28	58	15	26	41		99
18-Mar	OKC	H	L	69	23	24	47	21	29	50		97	27	26	53	32	26	58		111
20-Mar	BOS	H	L	70	16	28	44	35	26	61		105	28	27	55	33	32	65		120
21-Mar	IND	A	L	71	18	18	36	20	19	39		75	25	22	47	19	25	44		91
23-Mar	DEN	A	L	72	35	10	45	28	30	58		103	24	29	53	22	29	51		104
26-Mar	POR	A	L	73	27	22	49	25	31	56		105	31	26	57	29	22	51		108
27-Mar	GSW	A	L	74	31	24	55	24	26	50		105	32	39	71	25	21	46		117
29-Mar	CHA	H	L	75	19	17	36	26	23	49		85	23	29	52	25	23	48		100
1-Apr	CHA	A	L	76	25	25	50	16	25	41		91	25	34	59	22	19	41		100
2-Apr	IND	H	L	77	28	21	49	28	25	53		102	28	33	61	13	41	54		115
5-Apr	NOP	H	W	78	21	36	57	31	19	50		107	29	22	51	22	20	42		93
8-Apr	NYK	H	L	79	24	22	46	28	28	56		102	28	21	49	33	27	60		109
10-Apr	MIL	H	L	80	23	22	45	25	28	53	10	108	29	33	62	14	22	36	11	109
12-Apr	TOR	A	L	81	23	38	61	13	24	37		98	32	23	55	32	35	67		122
13-Apr	CHI	A	L	82	32	28	60	13	32	45		105	16	35	51	35	29	64		
115																				

	1ST	2ND	1ST HALF	3RD	4TH	2ND HALF	OTS	TOTAL	1ST	2ND	1ST HALF	3RD	4TH	2ND HALF	OTS	TOTAL
TOTALS	1959	1979	3938	1997	2015	4012	38	7988	2200	2250	4450	2146	2175	4321	55	8826
AVERAGES	23.9	24.1	48.0	24.4	24.6	48.9	9.5	97.4	26.8	27.4	54.3	26.2	26.5	52.7	13.8	107.6

SIXERS 2015-16 MISCELLANEOUS SCORING

DATE	OPP	H/A	W/L	GM	PHILADELPHIA 76ERS BENCH PTS	AVG	IN THE PAINT	AVG	SECOND CHANCE	AVG	FAST BREAK	AVG	PTS OFF TO'S	AVG	OPPONENTS BENCH PTS	AVG	IN THE PAINT	AVG	SECOND CHANCE	AVG	FAST BREAK	AVG	PTS OFF TO'S	AVG
28-Oct	BOS	A	L	1	15	15.0	46	46.0	14	14.0	7	7.0	18	18.0	67	67.0	48	48.0	16	16.0	26	26.0	34	34.0
30-Oct	UTA	H	L	2	30	22.5	24	35.0	9	11.5	7	7.0	9	13.5	35	51.0	40	44.0	23	19.5	10	18.0	20	27.0
2-Nov	CLE	H	L	3	36	27.0	54	41.3	6	9.7	13	9.0	24	17.0	43	48.3	54	47.3	7	15.3	28	21.3	17	23.7
4-Nov	MIL	A	L	4	20	25.3	50	43.5	19	12.0	18	11.3	11	15.5	28	43.3	40	45.5	17	15.8	12	19.0	24	23.8
6-Nov	CLE	A	L	5	36	27.4	50	44.8	6	10.8	10	11.0	15	15.4	36	41.8	40	44.4	13	15.2	20	19.2	16	22.2
7-Nov	ORL	H	L	6	41	29.7	46	45.0	9	10.5	16	11.8	13	15.0	32	40.2	48	45.0	20	16.0	25	20.2	27	23.0
9-Nov	CHI	H	L	7	34	30.3	50	45.7	13	10.9	14	12.1	16	15.1	38	39.9	38	44.0	20	16.6	27	21.1	21	22.7
11-Nov	TOR	H	L	8	46	32.3	54	46.8	4	10.0	12	12.1	10	14.5	42	40.1	58	45.8	18	16.8	25	21.6	16	21.9
13-Nov	OKC	A	L	9	36	32.7	40	46.0	16	10.7	3	11.1	15	14.6	47	40.9	48	46.0	17	16.8	24	21.9	17	21.3
14-Nov	SA	A	L	10	36	33.0	36	45.0	10	10.6	4	10.4	14	14.5	31	39.9	40	45.4	14	16.5	15	21.2	16	20.8
16-Nov	DAL	H	L	11	29	32.6	48	45.3	16	11.1	14	10.7	18	14.8	30	39.0	24	43.5	2	15.2	19	21.0	28	21.5
18-Nov	IND	H	L	12	33	32.7	50	45.7	12	11.2	12	10.8	10	14.4	42	39.3	40	43.2	20	15.6	33	22.0	37	22.8
20-Nov	CHA	A	L	13	37	33.0	42	45.4	14	11.4	8	10.6	8	13.9	33	38.8	40	42.9	6	14.8	6	20.8	27	23.1
21-Nov	MIA	A	L	14	47	34.0	32	44.4	21	12.1	5	10.2	23	14.6	26	37.9	34	42.3	7	14.3	12	20.1	18	22.7
23-Nov	MIN	A	L	15	48	34.9	36	43.9	11	12.0	7	10.0	17	14.7	35	37.7	42	42.3	12	14.1	6	19.2	14	22.1
25-Nov	BOS	A	L	16	29	34.6	38	43.5	8	11.8	17	10.4	15	14.8	21	36.6	26	41.3	16	14.3	8	18.5	16	21.8
27-Nov	HOU	A	L	17	28	34.2	38	43.2	10	11.6	12	10.5	30	15.6	22	35.8	38	41.1	15	14.3	17	18.4	19	21.6
29-Nov	MEM	A	L	18	27	34.1	34	42.7	5	11.3	19	11.0	28	16.3	25	35.2	42	41.1	21	14.7	18	18.4	25	21.8
1-Dec	LAL	H	W	19	40	34.1	44	42.7	11	11.3	12	11.1	13	16.2	22	34.5	34	40.7	15	14.7	2	17.5	17	21.5
2-Dec	NYK	A	L	20	43	34.6	32	42.2	8	11.1	8	10.9	28	16.8	40	34.8	52	41.3	9	14.4	10	17.2	19	21.4
5-Dec	DEN	H	L	21	38	34.7	34	41.8	10	11.0	20	11.3	10	16.4	53	35.6	44	41.4	24	14.9	14	17.0	22	21.4
7-Dec	SAS	H	L	22	35	34.7	32	41.4	10	11.0	6	11.1	7	16.0	62	36.8	52	41.9	9	14.6	10	16.7	20	21.4
10-Dec	BRK	A	L	23	44	35.1	52	41.8	18	11.3	13	11.2	17	16.0	53	37.5	38	41.7	18	14.7	8	16.3	13	21.0
11-Dec	DET	H	L	24	28	34.8	50	42.2	7	11.1	11	11.2	18	16.1	19	36.8	48	42.0	21	15.0	26	16.7	13	20.7
13-Dec	TOR	A	L	25	24	34.4	30	41.7	11	11.1	3	10.8	9	15.8	27	36.4	34	41.7	6	14.6	14	16.6	28	21.0
14-Dec	CHI	A	L	26	37	34.5	40	41.6	13	11.2	5	10.6	13	15.7	51	36.9	48	41.9	11	14.5	11	16.4	20	20.9
16-Dec	ATL	A	L	27	41	34.7	42	41.6	12	11.2	10	10.6	20	15.9	56	37.6	58	42.5	6	14.2	14	16.3	30	21.3
18-Dec	NYK	H	L	28	50	35.3	56	42.1	12	11.3	14	10.7	17	15.9	52	38.1	46	42.6	18	14.3	13	16.2	18	21.1
20-Dec	CLE	A	L	29	43	35.6	38	42.0	21	11.6	13	10.8	11	15.8	47	38.4	46	42.8	5	14.0	31	16.7	28	21.4
22-Dec	MEM	H	L	30	33	35.5	46	42.1	10	11.5	11	10.8	20	15.9	32	38.2	44	42.8	17	14.1	21	16.8	36	21.9
23-Dec	MIL	A	L	31	49	35.9	52	42.5	16	11.7	18	11.0	18	16.0	25	37.8	62	43.4	8	13.9	23	17.0	36	22.3
26-Dec	PHX	A	W	32	57	36.6	32	42.1	15	11.8	7	10.9	16	16.0	49	38.2	38	43.3	26	14.3	13	16.9	24	22.4
28-Dec	UTA	A	L	33	41	36.7	52	42.4	19	12.0	3	10.7	22	16.2	36	38.1	24	42.7	17	14.4	11	16.7	19	22.3
30-Dec	SAC	A	W	34	36	36.7	50	42.6	12	12.0	19	10.9	28	16.5	48	38.4	38	42.5	13	14.3	18	16.8	10	21.9
1-Jan	LAL	A	L	35	40	36.8	44	42.7	10	11.9	16	11.1	7	16.2	34	38.3	40	42.5	7	14.1	29	17.1	14	21.7
2-Jan	LAC	A	L	36	65	37.6	54	43.0	10	11.9	24	11.4	22	16.4	58	38.8	48	42.6	6	13.9	22	17.3	24	21.8
4-Jan	MIN	H	W	37	61	38.2	58	43.4	16	12.0	22	11.7	21	16.5	55	39.2	50	42.8	12	13.8	10	17.1	20	21.7
7-Jan	ATL	H	L	38	43	38.3	54	43.7	18	12.2	15	11.8	24	16.7	56	39.7	58	43.2	10	13.7	33	17.5	29	21.9
9-Jan	TOR	H	L	39	38	38.3	46	43.7	16	12.3	6	11.6	14	16.6	40	39.7	52	43.4	10	13.6	10	17.3	15	21.7
10-Jan	CLE	H	L	40	22	37.9	44	43.8	12	12.3	11	11.6	11	16.5	11	39.0	34	43.2	14	13.7	17	17.3	29	21.9
14-Jan	CHI	H	L	41	50	38.2	38	43.6	15	12.3	13	11.7	28	16.8	33	38.8	50	43.4	17	13.7	13	17.2	21	21.9
16-Jan	POR	H	W	42	52	38.5	50	43.8	7	12.2	22	11.9	11	16.6	39	38.8	30	43.0	14	13.7	8	17.0	17	21.8
18-Jan	NYK	A	L	43	46	38.7	58	44.1	14	12.2	21	12.1	11	16.5	35	38.7	56	43.3	19	13.9	6	16.7	12	21.5
20-Jan	ORL	A	W	44	41	38.8	44	44.1	1	12.0	18	12.3	16	16.5	24	38.4	50	43.5	8	13.7	16	16.7	13	21.3
24-Jan	BOS	H	L	45	36	38.7	44	44.1	21	12.2	8	12.2	12	16.4	42	38.5	50	43.6	26	14.0	25	16.9	25	21.4
26-Jan	PHX	H	W	46	35	38.6	50	44.2	7	12.1	21	12.3	28	16.7	37	38.5	46	43.7	14	14.0	19	16.9	11	21.2
27-Jan	DET	A	L	47	31	38.4	58	44.5	11	12.0	4	12.2	18	16.7	31	38.3	54	43.9	27	14.3	16	16.9	24	21.3
30-Jan	GSW	H	L	48	48	38.6	48	44.6	11	12.0	21	12.4	20	16.8	24	38.0	60	44.3	15	14.3	15	16.9	11	21.0
3-Feb	ATL	H	L	49	36	38.6	48	44.7	11	12.0	11	12.3	13	16.7	80	38.9	62	44.6	20	14.4	26	17.0	29	21.2
5-Feb	WAS	A	L	50	45	38.7	42	44.6	16	12.1	4	12.2	10	16.5	27	38.6	58	44.9	5	14.2	19	17.1	15	21.1
6-Feb	BRK	H	W	51	33	38.6	54	44.8	13	12.1	14	12.2	23	16.7	35	38.5	40	44.8	12	14.2	13	17.0	17	21.0
8-Feb	LAC	H	L	52	38	38.6	44	44.8	13	12.1	18	12.3	13	16.6	35	38.5	38	44.7	9	14.1	17	17.0	23	21.0
10-Feb	SAC	H	L	53	27	38.4	46	44.8	20	12.3	16	12.4	11	16.5	41	38.5	60	44.9	27	14.3	19	17.0	26	21.1
19-Feb	NOP	A	L	54	38	38.4	52	44.9	2	12.1	8	12.3	22	16.6	59	38.9	50	45.0	9	14.2	23	17.1	18	21.1
21-Feb	DAL	A	L	55	43	38.5	44	44.9	11	12.1	14	12.3	16	16.6	51	39.1	38	44.9	20	14.3	18	17.2	24	21.1
23-Feb	ORL	H	L	56	43	38.5	54	45.1	8	12.0	14	12.4	13	16.5	32	39.0	42	44.9	15	14.3	20	17.2	28	21.3
24-Feb	DET	A	L	57	60	38.9	38	44.9	11	12.0	2	12.2	9	16.4	36	38.9	42	44.8	21	14.5	16	17.2	22	21.3
26-Feb	WAS	H	L	58	27	38.7	44	44.9	2	11.8	16	12.2	12	16.3	45	39.1	48	44.9	9	14.4	29	17.4	15	21.2
28-Feb	ORL	A	L	59	45	38.8	58	45.2	8	11.7	14	12.3	21	16.4	28	38.9	52	45.0	10	14.3	16	17.4	31	21.3
29-Feb	WAS	A	L	60	36	38.8	54	45.3	5	11.6	15	12.3	22	16.5	28	38.7	58	45.2	22	14.4	19	17.4	17	21.3
2-Mar	CHA	H	L	61	29	38.6	28	45.0	7	11.5	17	12.4	10	16.4	39	38.7	40	45.1	14	14.4	9	17.3	19	21.2
4-Mar	MIA	H	L	62	28	38.4	36	44.9	18	11.6	22	12.5	24	16.5	39	38.7	50	45.2	22	14.5	13	17.2	10	21.0
6-Mar	MIA	A	L	63	28	38.3	40	44.8	17	11.7	3	12.4	15	16.5	29	38.5	40	45.1	14	14.5	9	17.1	9	20.8
9-Mar	HOU	H	L	64	26	38.1	36	44.7	23	11.9	14	12.4	18	16.5	37	38.5	46	45.1	21	14.6	26	17.2	26	20.9
11-Mar	BRK	H	W	65	42	38.1	48	44.7	14	11.9	10	12.4	11	16.4	15	38.2	34	45.0	10	14.6	12	17.1	24	21.0
12-Mar	DET	H	L	66	40	38.2	40	44.6	8	11.9	18	12.5	22	16.5	19	37.9	64	45.2	16	14.6	23	17.2	16	20.9
15-Mar	BRK	A	L	67	34	38.1	52	44.7	14	11.9	9	12.4	23	16.6	38	37.9	60	45.5	27	14.8	24	17.3	25	21.0
17-Mar	WAS	H	L	68	17	37.8	44	44.7	14	11.9	23	12.6	30	16.8	31	37.8	34	45.3	8	14.7	20	17.4	13	20.8
18-Mar	OKC	H	L	69	38	37.8	36	44.6	13	12.0	16	12.6	28	17.0	42	37.8	58	45.5	21	14.8	19	17.4	8	20.7
20-Mar	BOS	H	L	70	50	38.0	46	44.6	11	11.9	14	12.6	9	16.8	22	37.6	54	45.6	17	14.8	19	17.4	10	20.5
21-Mar	IND	A	L	71	19	37.7	36	44.5	8	11.9	2	12.5	12	16.8	29	37.5	36	45.5	12	14.7	2	17.2	15	20.4
23-Mar	DEN	A	L	72	50	37.9	28	44.3	9	11.8	10	12.5	15	16.8	21	37.3	42	45.4	8	14.7	13	17.1	15	20.3
26-Mar	POR	A	L	73	40	37.9	36	44.2	11	11.8	7	12.4	13	16.7	23	37.1	42	45.4	14	14.6	6	17.0	16	20.3
27-Mar	GSW	A	L	74	44	38.0	46	44.2	12	11.8	11	12.4	18	16.7	34	37.0	44	45.4	17	14.7	18	17.0	9	20.1
29-Mar	CHA	H	L	75	26	37.8	22	43.9	15	11.9	5	12.3	13	16.7	24	36.8	48	45.4	19	14.7	11	16.9	17	20.1
1-Apr	CHA	A	L	76	33	37.8	34	43.8	10	11.9	11	12.3	4	16.5	35	36.8	54	45.5	9	14.7	25	17.0	14	20.0
2-Apr	IND	H	L	77	18	37.5	24	43.5	11	11.8	3	12.1	11	16.4	61	37.1	52	45.6	10	14.6	18	17.0	23	20.1
5-Apr	NOP	H	W	78	59	37.8	40	43.5	13	11.9	16	12.2	19	16.5	27	37.0	36	45.5	20	14.7	2	16.8	11	19.9
8-Apr	NYK	H	L	79	8	37.4	30	43.3	11	11.8	19	12.3	12	16.4	23	36.8	38	45.4	14	14.7	6	16.7	13	19.8
10-Apr	MIL	H	L	80	16	37.1	50	43.4	10	11.8	14	12.3	24	16.5	32	36.8	56	45.5	9	14.6	19	16.7	15	19.8
12-Apr	TOR	A	L	81	23	37.0	36	43.3	6	11.8	2	12.2	18	16.5	54	37.0	52	45.6	24	14.7	15	16.7	20	19.8
13-Apr	CHI	A	L	82	30	36.9	32	43.1	7	11.7	14	12.2	25	16.6	25	36.8	38	45.5	18	14.7	9	16.6	18	19.8

	BENCH PTS	AVG	IN THE PAINT	AVG	SECOND CHANCE	AVG	FAST BREAK	AVG	PTS OFF TO'S	AVG	BENCH PTS	AVG	IN THE PAINT	AVG	SECOND CHANCE	AVG	FAST BREAK	AVG	PTS OFF TO'S	AVG
TOTALS	3024	36.9	3538	43.1	959	11.7	999	12.2	1363	16.6	3020	36.8	3730	45.5	1209	14.7	1362	16.6	1621	19.8

2015-16 NBA STANDINGS

EASTERN CONFERENCE

ATLANTIC DIVISION

TEAM	W	L	PCT	GB	HOME	ROAD
TORONTO	56	26	.683	-	32-9	24-17
BOSTON	48	34	.585	8	28-13	20-21
NEW YORK	32	50	.390	24	18-23	14-27
BROOKLYN	21	61	.256	35	14-27	7-34
PHILADELPHIA	**10**	**72**	**.122**	**46**	**7-34**	**3-38**

CENTRAL DIVISION

TEAM	W	L	PCT	GB	HOME	ROAD
CLEVELAND	57	25	.695	-	33-8	24-17
INDIANA	45	37	.549	12	26-15	19-22
DETROIT	44	38	.537	13	26-15	18-23
CHICAGO	42	40	.512	15	26-15	16-25
MILWAUKEE	33	49	.402	24	23-18	10-31

SOUTHEAST DIVISION

TEAM	W	L	PCT	GB	HOME	ROAD
MIAMI	48	34	.585	-	28-13	20-21
ATLANTA	48	34	.585	-	27-14	21-20
CHARLOTTE	48	34	.585	-	30-11	18-23
WASHINGTON	41	41	.500	7	22-19	19-22
ORLANDO	35	47	.427	13	23-18	12-29

WESTERN CONFERENCE

SOUTHWEST DIVISION

TEAM	W	L	PCT	GB	HOME	ROAD
SAN ANTONIO	67	15	.817	-	40-1	27-14
DALLAS	42	40	.512	25	23-18	19-22
MEMPHIS	42	40	.512	25	26-15	16-25
HOUSTON	41	41	.500	26	23-18	18-23
NEW ORLEANS	30	52	.366	37	21-20	9-32

NORTHWEST DIVISION

TEAM	W	L	PCT	GB	HOME	ROAD
OKLAHOMA CITY	55	27	.671	-	32-9	23-18
PORTLAND	44	38	.537	11	28-13	16-25
UTAH	40	42	.488	15	24-17	16-25
DENVER	33	49	.402	22	18-23	15-26
MINNESOTA	29	53	.354	26	14-27	15-26

PACIFIC DIVISION

TEAM	W	L	PCT	GB	HOME	ROAD
GOLDEN STATE	73	9	.890	-	39-2	34-7
L.A. CLIPPERS	53	29	.646	20	29-12	24-17
SACRAMENTO	33	49	.402	40	18-23	15-26
PHOENIX	23	59	.280	50	14-27	9-32
L.A. LAKERS	17	65	.207	56	12-29	5-36

2015-16 NBA TEAM HEAD-TO-HEAD COMPARISON

TEAM	ATL	BKN	CHI	DAL	DET	HOU	LAC	MEM	MIL	NO	OKC	PHI	POR	SA	UTA
	BOS	CHA	CLE	DEN	GS	IND	LAL	MIA	MIN	NY	ORL	PHO	SAC	TOR	WAS
ATLANTIC DIVISION															
TOR	3 3 4 2	0 2 2 0	2 0	0 3 2 2	2 3 4 1	2 3 1 2	4 1 2 0	1 -- 1 4							
BOS	1 -- 2 2	2 1 0 2	2 1	1 1 1 1	1 3 3 1	2 3 1 2	4 2 1 2	0 1 1 4							
NY	2 1 2 1	3 0 0 0	2 0	1 0 0 2	0 1 2 2	1 -- 1 1	4 2 1 0	0 1 1 1							
BRK	1 2 -- 0	1 1 0 2	1 0	2 1 0 0	0 1 0 0	0 2 1 0	2 2 0 1	0 0 1 0							
PHI	**0 0 2 0**	**0 0 0 0**	**0 0**	**0 0 0 1**	**0 0 0 1**	**1 0 0 1**	**-- 2 1 1**	**0 0 0 0**							
CENTRAL DIVISION															
CLE	3 2 3 3	1 -- 2 2	1 0	1 3 2 2	1 1 3 2	1 4 2 4	4 2 1 2	1 1 1 2							
IND	2 3 3 0	1 1 2 1	3 0	1 -- 1 2	0 2 3 2	2 3 1 3	3 2 0 0	1 1 0 2							
DET	1 2 3 1	3 3 1 0	-- 1	2 1 0 1	0 2 3 2	0 1 1 3	4 2 2 1	0 1 1 2							
CHI	0 1 2 1	-- 3 0 1	1 0	2 3 1 2	1 0 3 0	2 1 2 1	4 1 1 2	1 4 1 1							
MIL	2 1 3 1	1 1 1 1	1 1	1 1 0 1	1 2 -- 2	1 2 0 2	3 2 1 0	0 0 0 1							
SOUTHEAST DIVISION															
MIA	3 0 3 2	4 2 2 2	2 0	1 2 0 1	1 -- 1 1	2 3 1 3	3 2 1 2	0 1 1 2							
ATL	-- 3 2 3	4 0 2 2	3 0	2 2 1 2	2 1 1 0	2 2 1 2	3 1 2 0	4 4 2 0							
CHA	1 1 4 --	3 1 1 0	2 0	1 3 0 2	2 2 3 2	1 3 0 3	4 1 1 2	1 1 1 2							
WAS	2 0 3 2	2 2 1 0	3 0	1 1 0 1	1 2 3 1	1 2 0 4	4 2 0 1	1 0 1 --							
ORL	2 2 4 1	2 0 1 2	0 0	1 1 0 1	1 1 2 2	2 2 0 --	3 0 1 1	0 1 2 0							
SOUTHWEST DIVISION															
SA	2 2 2 1	1 1 4 3	2 1	3 1 2 4	4 2 2 3	3 2 2 2	2 4 3 3	-- 1 4 1							
DAL	0 2 2 1	2 0 -- 3	1 1	2 0 1 3	3 0 1 4	2 2 0 1	2 3 2 1	0 0 2 1							
MEM	0 1 2 0	1 1 1 3	2 0	2 2 1 3	-- 1 1 2	4 2 1 1	2 2 2 3	0 0 1 1							
HOU	0 1 0 1	0 1 2 0	0 0	-- 1 2 4	2 1 1 3	3 1 2 1	2 2 2 3	1 2 2 1							
NO	0 0 2 1	0 1 2 2	2 0	1 0 1 1	0 0 1 2	-- 1 1 0	1 2 1 4	1 0 2 1							
NORTHWEST DIVISION															
OKC	1 1 1 2	0 0 4 4	1 0	2 1 3 4	2 1 2 3	2 1 -- 2	2 3 2 1	-- 4 0 0							
POR	0 1 2 1	1 1 1 3	0 1	2 2 1 3	2 1 1 3	3 1 2 1	1 1 -- 4	0 0 3 2							
UTA	1 1 1 1	1 1 1 4	0 0	2 2 1 3	2 1 2 3	2 1 0 0	2 4 1 1	0 1 -- 1							
DEN	0 0 0 2	1 0 1 --	2 1	3 1 1 3	1 0 1 3	1 2 0 0	2 2 1 0	1 2 0 2							
MIN	2 1 2 0	2 0 0 1	0 1	0 0 1 2	2 1 0 --	2 0 1 0	1 2 1 4	0 1 1 1							
PACIFIC DIVISION															
GS	2 1 2 2	2 2 3 3	1 --	3 2 4 3	4 2 1 2	3 2 3 2	3 2 2 4	3 4 3 2	4 2						
LAC	1 1 2 2	1 0 3 2	2 0	2 1 -- 4	2 2 2 3	3 2 1 2	2 3 3 1	0 2 2 3							
SAC	1 0 1 0	0 0 3 3	1 0	1 2 1 4	0 0 2 0	0 2 2 1	1 3 0 --	0 2 2 1							
PHO	1 0 0 1	1 0 0 2	0 0	1 0 2 3	2 0 0 2	2 0 0 2	0 -- 2 1	0 1 0 0							
LAL	0 1 2 0	0 0 0 1	1 1	1 0 0 --	1 1 1 1	2 0 0 1	1 1 0 0	0 0 1 1							

2015-16 NBA INDIVIDUAL STATISTICAL LEADERS

SCORING AVERAGE	G	FG	FT	PTS	AVG
Curry, G.S.	79	805	363	2375	30.1
Harden, Hou.	82	710	720	2376	29.0
Durant, OKC.	72	698	447	2029	28.2
Cousins, Sac.	65	601	476	1748	26.9
James, Cle.	76	737	359	1920	25.3
Lillard, Por.	75	618	414	1879	25.1
Davis, N.O.	61	560	326	1481	24.3
Westbrook, OKC.	80	656	465	1878	23.5
DeRozan, Tor.	78	614	555	1830	23.5
George, Ind.	81	605	454	1874	23.1
Thomas, Bos.	82	591	474	1823	22.2
K. Thompson, G.S.	80	651	193	1771	22.1
Anthony, N.Y.	72	567	334	1573	21.8
Lowry, Tor.	77	512	398	1634	21.2
Leonard, S.A.	72	551	292	1523	21.2
Butler, Chi.	67	470	395	1399	20.9
Walker, Cha.	81	568	371	1689	20.9
McCollum, Por.	80	641	187	1666	20.8
Wiggins, Min.	81	594	430	1675	20.7
Lopez, Brk.	73	591	317	1501	20.6

REBOUNDS PER GAME	G	OFF	DEF	TOT	AVG
Drummond, Det.	81	395	803	1198	14.8
Jordan, LA-C	77	267	792	1059	13.8
Whiteside, Mia.	73	238	627	865	11.8
Howard, Hou.	71	238	597	835	11.8
Cousins, Sac.	65	158	589	747	11.5
Gasol, Chi.	72	155	638	793	11.0
Gobert, Utah	61	208	460	668	11.0
Towns, Min.	82	228	629	857	10.5
Davis, N.O.	61	130	497	627	10.3
Randle, LA-L	81	172	657	829	10.2
Love, Cle.	77	149	613	762	9.9
Gortat, Was.	75	222	519	741	9.9
Green, G.S.	81	134	635	769	9.5
Pachulia, Dal.	76	249	469	718	9.4
Valanciunas, Tor.	60	184	363	547	9.1
Young, Brk.	73	176	484	660	9.0
Millsap, Atl.	81	198	534	732	9.0
Thompson, Cle.	82	268	470	738	9.0
Vucevic, Orl.	65	174	402	576	8.9
Monroe, Mil.	79	218	478	696	8.8

ASSISTS PER GAME	G	AST	AVG
Rondo, Sac.	72	839	11.7
Westbrook, OKC.	80	834	10.4
Wall, Was.	77	789	10.2
Paul, LA-C	74	738	10.0
Rubio, Min.	76	657	8.6
Harden, Hou.	82	612	7.5
Green, G.S.	81	598	7.4
Lillard, Por.	75	512	6.8
James, Cle.	76	514	6.8
Curry, G.S.	79	527	6.7
Smith, N.O.-Phi.	**77**	**502**	**6.5**
Lowry, Tor.	77	494	6.4
Payton, Orl.	73	467	6.4
Jackson, Det.	79	492	6.2
Thomas, Bos.	82	509	6.2
Holiday, N.O.	65	391	6.0
Teague, Atl.	79	470	5.9
Dragic, Mia.	72	419	5.8
Williams, Dal.	65	378	5.8
Batum, Cha.	70	403	5.8

FIELD GOAL PCT.	FG	FGA	PCT
Jordan, LA-C	357	508	.703
Howard, Hou.	372	600	.620
Whiteside, Mia.	413	682	.606
Kanter, OKC.	414	719	.576
Gortat, Was.	433	764	.567
Valanciunas, Tor.	303	536	.56
Faried, Den.	349	626	.558
Towns, Min.	625	1153	.542
Lopez, N.Y.	357	662	.539
Dieng, Min.	308	579	.532

3-PT FIELD GOAL PCT.	3FG	3GA	PCT
Redick, LA-C	200	421	.475
Curry, G.S.	402	886	.454
Leonard, S.A.	129	291	.443
Bayless, Mil.	101	231	.437
McDermott, Chi.	110	259	.425
K. Thompson, G.S.	276	650	.425
Dudley, Was.	100	238	.420
McCollum, Por.	197	472	.417
Parsons, Dal.	104	251	.414
Calderon, N.Y.	84	203	.414

FREE THROW PCT.	FT	FTA	PCT
Curry, G.S.	363	400	.908
Crawford, LA-C	245	271	.904
Durant, OKC.	447	498	.898
Paul, LA-C	294	328	.896
Nowitzki, Dal.	250	280	.893
Lillard, Por.	414	464	.892
Martin, Min.-S.A.	153	172	.890
Middleton, Mil.	277	312	.888
Redick, LA-C	182	205	.888
Irving, Cle.	169	191	.885

STEALS PER GAME	G	STL	AVG
Curry, G.S.	79	169	2.14
Rubio, Min.	76	162	2.13
Paul, LA-C	74	152	2.05
Lowry, Tor.	77	158	2.05
Westbrook, OKC.	80	163	2.04
Ariza, Hou.	81	160	1.98
Rondo, Sac.	72	141	1.96
Wall, Was.	77	145	1.88
George, Ind.	81	152	1.88
Ellis, Ind.	81	150	1.85

BLOCKS PER GAME	G	BLK	AVG
Whiteside, Mia.	73	269	3.68
Jordan, LA-C	77	177	2.30
Gobert, Utah	61	135	2.21
Davis, N.O.	61	125	2.05
Gasol, Chi.	72	146	2.03
Ibaka, OKC.	78	148	1.90
Porzingis, N.Y.	72	134	1.86
Millsap, Atl.	81	139	1.72
Lopez, Brk.	73	124	1.70
Towns, Min.	82	138	1.68

MINUTES/GAME	G	MIN	AVG
Harden, Hou.	82	3125	38.1
Lowry, Tor.	77	2851	37.0
Butler, Chi.	67	2474	36.9
Caldwell-Pope, Det.	76	2789	36.7
Hayward, Utah	80	2893	36.2
Wall, Was.	77	2784	36.2
Middleton, Mil.	79	2852	36.1
DeRozan, Tor.	78	2804	35.9
Durant, OKC.	72	2578	35.8
Morris, Det.	80	2856	35.7

2015-16 NBA ROOKIE STATISTICAL LEADERS

SCORING AVERAGE	G	FG	FT	PTS	AVG
Towns, Min.	82	625	223	1503	18.3
Okafor, Phi.	**53**	**397**	**133**	**928**	**17.5**
Porzingis, N.Y.	72	373	201	1028	14.3
Booker, Pho.	76	367	215	1048	13.8
Russell, LA-L	80	392	140	1054	13.2
Mudiay, Den.	68	329	140	872	12.8
Turner, Ind.	60	264	88	619	10.3
Jokic, Den.	80	307	154	796	10.0
Johnson, Det.	73	225	80	593	8.1
Kaminsky, Cha.	81	215	108	606	7.5
Portis, Chi.	62	186	48	436	7.0
Cauley-Stein, Sac.	66	191	81	463	7.0
Richardson, Mia.	52	123	42	341	6.6
Winslow, Mia.	78	195	80	502	6.4
Lyles, Utah	80	191	57	488	6.1
McConnell, Phi.	**81**	**218**	**26**	**493**	**6.1**
Hezonja, Orl.	79	181	49	478	6.1
Simmons, S.A.	55	122	69	331	6.0
Neto, Utah	81	180	52	476	5.9
Hollis-Jefferson, Brk.	29	63	37	167	5.8

REBOUNDS PER GAME	G	OFF	DEF	TOT	AVG
Towns, Min.	82	229	629	858	10.5
Porzingis, N.Y.	72	132	394	526	7.3
Okafor, Phi.	**53**	**122**	**251**	**373**	**7.0**
Jokic, Den.	80	181	379	560	7.0
Turner, Ind.	60	68	264	332	5.5
Portis, Chi.	62	123	214	337	5.4
Cauley-Stein, Sac.	66	134	218	352	5.3
Hollis-Jefferson, Brk.	29	39	115	154	5.3
Winslow, Mia.	78	81	322	403	5.2
Nance, LA-L	63	101	211	312	5.0
Johnson, Det.	73	58	248	306	4.2
Kaminsky, Cha.	81	69	266	335	4.1
Lyles, Utah	80	59	240	299	3.7
Mejri, Dal.	34	41	82	123	3.6
Marjanovic, S.A.	54	73	121	194	3.6
Bjelica, Min.	60	49	161	210	3.5
Russell, LA-L	80	47	227	274	3.4
Mudiay, Den.	68	32	200	232	3.4
Felicio, Chi.	31	30	72	102	3.3
Reed, Brk.	39	49	73	122	3.1

ASSISTS PER GAME	G	AST	AVG
Mudiay, Den.	68	372	5.5
McConnell, Phi.	**81**	**367**	**4.5**
Huertas, LA-L	53	182	3.4
Russell, LA-L	80	266	3.3
Jones, Min.	37	108	2.9
Booker, Pho.	76	200	2.6
Jokic, Den.	80	189	2.4
Grant, N.Y.	76	177	2.3
Neto, Utah	81	174	2.1
Towns, Min.	82	161	2.0
Payne, OKC.	57	108	1.9
Johnson, Det.	73	118	1.6
Young, Ind.	41	65	1.6
Winslow, Mia.	78	118	1.5
Hollis-Jefferson, Brk.	29	43	1.5
Richardson, Mia.	52	73	1.4
Hezonja, Orl.	79	109	1.4
Bjelica, Min.	60	82	1.4
Porzingis, N.Y.	72	94	1.3
Okafor, Phi.	**53**	**65**	**1.2**

FIELD GOAL PCT.	FG	FGA	PCT
Cauley-Stein, Sac.	191	339	.563
Towns, Min.	625	1153	.542
Nance, LA-L	158	300	.527
Jokic, Den.	307	600	.512
Okafor, Phi.	**397**	**781**	**.508**
Turner, Ind.	264	530	.498
McConnell, Phi.	**218**	**464**	**.470**
Lyles, Utah	191	436	.438
Hezonja, Orl.	181	418	.433
Neto, Utah	180	418	.431

3-PT FIELD GOAL PCT.	3FG	3GA	PCT
Richardson, Mia.	53	115	.461
Neto, Utah	64	162	.395
Bjelica, Min.	48	125	.384
Lyles, Utah	49	128	.383
Russell, LA-L	130	370	.351
Hezonja, Orl.	67	192	.349
Booker, Pho.	99	289	.343
Kaminsky, Cha.	68	202	.337
Porzingis, N.Y.	81	243	.333
Mudiay, Den.	74	232	.319

FREE THROW PCT.	FT	FTA	PCT
Booker, Pho.	215	256	.840
Porzingis, N.Y.	201	240	.838
Towns, Min.	223	275	.811
Jokic, Den.	154	190	.811
Johnson, Det.	80	102	.784
Grant, N.Y.	96	123	.780
Marjanovic, S.A.	87	114	.763
Simmons, S.A.	69	92	.750
Russell, LA-L	140	190	.737
Kaminsky, Cha.	108	148	.730

STEALS PER GAME	G	STL	AVG
Hollis-Jefferson, Brk.	29	39	1.34
McConnell, Phi.	**81**	**95**	**1.17**
Russell, LA-L	80	93	1.16
Jokic, Den.	80	79	0.99
Mudiay, Den.	68	65	0.96
Winslow, Mia.	78	68	0.87
Nance, LA-L	63	54	0.86
Jones, Min.	37	31	0.84
Neto, Utah	81	62	0.77
Johnson, Det.	73	55	0.75

BLOCKS PER GAME	G	BLK	AVG
Porzingis, N.Y.	72	134	1.86
Towns, Min.	82	138	1.68
Turner, Ind.	60	86	1.43
Okafor, Phi.	**53**	**61**	**1.15**
Mejri, Dal.	34	36	1.06
Cauley-Stein, Sac.	66	66	1.00
Holmes, Phi.	**51**	**40**	**0.78**
Reed, Brk.	39	30	0.77
Jokic, Den.	80	50	0.63
Hollis-Jefferson, Brk.	29	16	0.55

MINUTES/GAME	G	MIN	AVG
Towns, Min.	82	2627	32.0
Mudiay, Den.	68	2068	30.4
Okafor, Phi.	**53**	**1591**	**30.0**
Winslow, Mia.	78	2232	28.6
Porzingis, N.Y.	72	2047	28.4
Russell, LA-L	80	2259	28.2
Booker, Pho.	76	2108	27.7
Johnson, Det.	73	1687	23.1
Turner, Ind.	60	1367	22.8
Jokic, Den.	80	1733	21.7

2014-15 NBA TEAM STATISTICS (TOTALS FOR)

		FIELD GOALS			3-POINTERS			FREE THROWS			REBOUNDS			MISCELLANEOUS							SCORING	
TEAM	G	MADE	ATT.	PCT.	MADE	ATT.	PCT.	MADE	ATT.	PCT.	OFF.	DEF.	TOT.	AST	PF	DQ	STL	TO	BLK	PTS	AVG.
G.S.	82	3489	7159	.487	1077	2592	.416	1366	1790	.763	816	2972	3788	2373	1701	9	689	1245	498	9421	114.9
OKC.	82	3372	7082	.476	678	1946	.348	1616	2067	.782	1071	2916	3987	1883	1691	7	603	1305	487	9038	110.2
Sac.	82	3283	7083	.464	660	1839	.359	1514	2089	.725	868	2760	3628	2009	1676	12	733	1326	368	8740	106.6
Hou.	82	3094	6847	.452	878	2533	.347	1671	2407	.694	930	2601	3531	1821	1790	12	821	1307	430	8737	106.5
Bos.	82	3216	7318	.439	717	2142	.335	1520	1929	.788	950	2733	3683	1981	1796	17	752	1127	348	8669	105.7
Port.	82	3167	7040	.450	864	2335	.370	1424	1889	.754	948	2782	3730	1748	1782	12	562	1200	380	8622	105.1
LA-C	82	3141	6759	.465	797	2190	.364	1490	2152	.692	721	2727	3448	1873	1746	5	709	1063	460	8569	104.5
Clev.	82	3171	6888	.460	880	2428	.362	1333	1783	.748	873	2777	3650	1861	1666	4	551	1114	317	8555	104.3
Wash.	82	3238	7033	.460	709	1983	.358	1349	1849	.730	743	2688	3431	2005	1708	8	708	1186	323	8534	104.1
S.A.	82	3289	6797	.484	570	1518	.375	1342	1672	.803	770	2831	3601	2010	1433	1	677	1071	485	8490	103.5
Cha.	82	3036	6922	.439	873	2410	.362	1534	1941	.790	734	2869	3603	1778	1487	10	595	1029	438	8479	103.4
Atl.	82	3168	6923	.458	815	2326	.350	1282	1638	.783	679	2772	3451	2100	1570	8	747	1226	486	8433	102.8
N.O.	82	3153	7040	.448	702	1952	.360	1415	1823	.776	782	2712	3494	1818	1713	6	633	1102	342	8423	102.7
Tor.	82	3006	6669	.451	708	1915	.370	1702	2190	.777	836	2724	3560	1536	1610	6	636	1073	449	8422	102.7
Minn.	82	3095	6668	.464	455	1347	.338	1753	2213	.792	821	2587	3408	1916	1696	7	656	1231	375	8398	102.4
Dall.	82	3064	6900	.444	806	2342	.344	1454	1831	.794	751	2781	3532	1813	1595	4	560	1047	306	8388	102.3
Ind.	82	3142	6985	.450	663	1889	.351	1430	1872	.764	847	2779	3626	1741	1641	7	742	1219	391	8377	102.2
Orl.	82	3242	7120	.455	636	1818	.350	1249	1649	.757	843	2709	3552	1933	1701	13	673	1155	417	8369	102.1
Det.	82	3111	7087	.439	740	2148	.345	1399	2095	.668	1021	2777	3798	1594	1557	5	573	1110	304	8361	102.0
Den.	82	3093	7003	.442	656	1943	.338	1513	1974	.766	941	2718	3659	1858	1723	8	609	1202	395	8355	101.9
Chi.	82	3165	7170	.441	651	1753	.371	1354	1720	.787	907	2889	3796	1870	1545	6	495	1141	470	8335	101.6
Phoe.	82	3051	7018	.435	738	2118	.348	1431	1905	.751	943	2733	3676	1701	1858	17	632	1410	313	8271	100.9
Miami	82	3150	6697	.470	498	1480	.336	1406	1889	.744	807	2811	3618	1709	1502	4	553	1155	531	8204	100.0
Mem.	82	3019	6859	.440	504	1521	.331	1584	2024	.783	916	2497	3413	1697	1783	4	724	1090	350	8126	99.1
Milw.	82	3145	6740	.467	440	1277	.345	1392	1863	.747	858	2559	3417	1895	1695	11	672	1247	475	8122	99.0
Brk.	82	3136	6920	.453	531	1508	.352	1286	1699	.757	863	2614	3477	1829	1476	7	627	1212	332	8089	98.6
N.Y.	82	3022	6886	.439	610	1762	.346	1411	1753	.805	850	2788	3638	1682	1616	13	467	1099	466	8065	98.4
Utah	82	2957	6593	.449	694	1955	.355	1402	1885	.744	880	2665	3545	1554	1655	9	631	1224	425	8010	97.7
Phil.	**82**	**2970**	**6887**	**.431**	**764**	**2255**	**.339**	**1284**	**1850**	**.694**	**777**	**2605**	**3382**	**1765**	**1780**	**10**	**680**	**1343**	**495**	**7988**	**97.4**
LA-L	82	2880	6956	.414	639	2016	.317	1583	2028	.781	878	2645	3523	1478	1662	10	593	1124	337	7982	97.3

2015-16 NBA TEAM STATISTICS (AVERAGES FOR)

		FIELD GOALS			3-POINTERS			FREE THROWS			REBOUNDS			MISCELLANEOUS							SCORING
TEAM	G	MADE	ATT.	PCT.	MADE	ATT.	PCT.	MADE	ATT.	PCT.	OFF.	DEF.	TOT.	AST	PF	DQ	STL	TO	BLK	PTS
Atl.	82	38.63	84.43	.458	9.94	28.37	.350	15.63	19.98	.783	8.28	33.80	42.09	25.61	19.15	0.10	9.11	14.95	5.93	102.8
Bos.	82	39.22	89.24	.439	8.74	26.12	.335	18.54	23.52	.788	11.59	33.33	44.91	24.16	21.90	0.21	9.17	13.74	4.24	105.7
Brk.	82	38.24	84.39	.453	6.48	18.39	.352	15.68	20.72	.757	10.52	31.88	42.40	22.30	18.00	0.09	7.65	14.78	4.05	98.6
Cha.	82	37.02	84.41	.439	10.65	29.39	.362	18.71	23.67	.790	8.95	34.99	43.94	21.68	18.13	0.12	7.26	12.55	5.34	103.4
Chi.	82	38.60	87.44	.441	7.94	21.38	.371	16.51	20.98	.787	11.06	35.23	46.29	22.80	18.84	0.07	6.04	13.91	5.73	101.6
Clev.	82	38.67	84.00	.460	10.73	29.61	.362	16.26	21.74	.748	10.65	33.87	44.51	22.70	20.32	0.05	6.72	13.59	3.87	104.3
Dall.	82	37.37	84.15	.444	9.83	28.56	.344	17.73	22.33	.794	9.16	33.91	43.07	22.11	19.45	0.05	6.83	12.77	3.73	102.3
Den.	82	37.72	85.40	.442	8.00	23.70	.338	18.45	24.07	.766	11.48	33.15	44.62	22.66	21.01	0.10	7.43	14.66	4.82	101.9
Det.	82	37.94	86.43	.439	9.02	26.20	.345	17.06	25.55	.668	12.45	33.87	46.32	19.44	18.99	0.06	6.99	13.54	3.71	102.0
G.S.	82	42.55	87.30	.487	13.13	31.61	.416	16.66	21.83	.763	9.95	36.24	46.20	28.94	20.74	0.11	8.40	15.18	6.07	114.9
Hou.	82	37.73	83.50	.452	10.71	30.89	.347	20.38	29.35	.694	11.34	31.72	43.06	22.21	21.83	0.15	10.01	15.94	5.24	106.5
Ind.	82	38.32	85.18	.450	8.09	23.04	.351	17.44	22.83	.764	10.33	33.89	44.22	21.23	20.01	0.09	9.05	14.87	4.77	102.2
LA-C	82	38.30	82.43	.465	9.72	26.71	.364	18.17	26.24	.692	8.79	33.26	42.05	22.84	21.29	0.06	8.65	12.96	5.61	104.5
LA-L	82	35.12	84.83	.414	7.79	24.59	.317	19.30	24.73	.781	10.71	32.26	42.96	18.02	20.27	0.12	7.23	13.71	4.11	97.3
Mem.	82	36.82	83.65	.440	6.15	18.55	.331	19.32	24.68	.783	11.17	30.45	41.62	20.70	21.74	0.05	8.83	13.29	4.27	99.1
Miami	82	38.41	81.67	.470	6.07	18.05	.336	17.15	23.04	.744	9.84	34.28	44.12	20.84	18.32	0.05	6.74	14.09	6.48	100.0
Milw.	82	38.35	82.20	.467	5.37	15.57	.345	16.98	22.72	.747	10.46	31.21	41.67	23.11	20.67	0.13	8.20	15.21	5.79	99.0
Minn.	82	37.74	81.32	.464	5.55	16.43	.338	21.38	26.99	.792	10.01	31.55	41.56	23.37	20.68	0.09	8.00	15.01	4.57	102.4
N.O.	82	38.45	85.85	.448	8.56	23.80	.360	17.26	22.23	.776	9.54	33.07	42.61	22.17	20.89	0.07	7.72	13.44	4.17	102.7
N.Y.	82	36.85	83.98	.439	7.44	21.49	.346	17.21	21.38	.805	10.37	34.00	44.37	20.51	19.71	0.16	5.70	13.40	5.68	98.4
OKC.	82	41.12	86.37	.476	8.27	23.73	.348	19.71	25.21	.782	13.06	35.56	48.62	22.96	20.62	0.09	7.35	15.91	5.94	110.2
Orl.	82	39.54	86.83	.455	7.76	22.17	.350	15.23	20.11	.757	10.28	33.04	43.32	23.57	20.74	0.16	8.21	14.09	5.09	102.1
Phil.	**82**	**36.22**	**83.99**	**.431**	**9.32**	**27.50**	**.339**	**15.66**	**22.56**	**.694**	**9.48**	**31.77**	**41.24**	**21.52**	**21.71**	**0.12**	**8.29**	**16.38**	**6.04**	**97.4**
Phoe.	82	37.21	85.59	.435	9.00	25.83	.348	17.45	23.23	.751	11.50	33.33	44.83	20.74	22.66	0.21	7.71	17.20	3.82	100.9
Port.	82	38.62	85.85	.450	10.54	28.48	.370	17.37	23.04	.754	11.56	33.93	45.49	21.32	21.73	0.15	6.85	14.63	4.63	105.1
Sac.	82	40.04	86.38	.464	8.05	22.43	.359	18.46	25.48	.725	10.59	33.66	44.24	24.50	20.44	0.15	8.94	16.17	4.49	106.6
S.A.	82	40.11	82.89	.484	6.95	18.51	.375	16.37	20.39	.803	9.39	34.52	43.91	24.51	17.48	0.01	8.26	13.06	5.91	103.5
Tor.	82	36.66	81.33	.451	8.63	23.35	.370	20.76	26.71	.777	10.20	33.22	43.41	18.73	19.63	0.07	7.76	13.09	5.48	102.7
Utah	82	36.06	80.40	.449	8.46	23.84	.355	17.10	22.99	.744	10.73	32.50	43.23	18.95	20.18	0.11	7.70	14.93	5.18	97.7
Wash.	82	39.49	85.77	.460	8.65	24.18	.358	16.45	22.55	.730	9.06	32.78	41.84	24.45	20.83	0.10	8.63	14.46	3.94	104.1

2014-15 NBA TEAM STATISTICS (TOTALS AGAINST)

	FIELD GOALS			3-POINTERS			FREE THROWS			REBOUNDS			MISCELLANEOUS						SCORING		
TEAM	MADE	ATT.	PCT.	MADE	ATT.	PCT.	MADE	ATT.	PCT.	OFF.	DEF.	TOT.	AST	PF	DQ	STL	TO	BLK	PTS	AVG.	DIFF
S.A.	2928	6709	.436	541	1634	.331	1221	1611	.758	747	2576	3323	1707	1597	3	592	1214	317	7618	92.9	+10.6
Utah	2920	6549	.446	649	1819	.357	1374	1842	.746	764	2522	3286	1568	1629	12	652	1146	385	7863	95.9	+1.8
Tor.	2991	6732	.444	717	1922	.373	1354	1809	.748	782	2561	3343	1781	1801	10	534	1094	442	8053	98.2	+4.5
Clev.	3019	6736	.448	647	1862	.347	1378	1855	.743	760	2604	3364	1756	1690	13	590	1092	362	8063	98.3	+6.0
Miami	3054	6914	.442	605	1742	.347	1356	1761	.770	803	2580	3383	1657	1608	10	612	1060	337	8069	98.4	+1.6
Atl.	3046	7058	.432	679	2008	.338	1366	1810	.755	944	2869	3813	1808	1500	5	706	1324	411	8137	99.2	+3.6
LA-C	3015	6946	.434	645	1910	.338	1543	2055	.751	968	2861	3829	1740	1842	11	583	1260	259	8218	100.2	+4.3
Ind.	3065	6962	.440	679	2035	.334	1428	1901	.751	877	2774	3651	1707	1676	10	634	1297	366	8237	100.5	+1.7
Cha.	3098	6971	.444	726	2080	.349	1334	1735	.769	726	2936	3662	1901	1670	9	553	1102	448	8256	100.7	+2.7
N.Y.	3114	7035	.443	626	1837	.341	1435	1904	.754	890	2733	3623	1703	1520	6	589	927	343	8289	101.1	-2.7
Mem.	2947	6459	.456	797	2185	.365	1619	2107	.768	830	2711	3541	1792	1732	9	576	1327	469	8310	101.3	-2.2
Det.	3182	6903	.461	596	1679	.355	1351	1726	.783	725	2763	3488	1766	1773	9	583	1099	366	8311	101.4	+0.6
Bos.	3075	6973	.441	643	1911	.336	1613	2136	.755	932	2838	3770	1715	1718	10	622	1348	450	8406	102.5	+3.2
Dall.	3144	6971	.451	743	2170	.342	1382	1873	.738	868	2887	3755	1800	1757	9	617	1142	363	8413	102.6	-0.3
OKC.	3150	7192	.438	667	1949	.342	1474	1950	.756	923	2373	3296	1767	1653	12	719	1068	373	8441	102.9	+7.3
Chi.	3234	7333	.441	651	1885	.345	1337	1813	.737	969	2798	3767	1848	1535	15	655	974	465	8456	103.1	-1.5
Milw.	3097	6817	.454	765	2171	.352	1506	1961	.768	942	2583	3525	2013	1600	6	679	1269	462	8465	103.2	-4.2
Orl.	3150	6850	.460	732	2041	.359	1470	1971	.746	832	2800	3632	1899	1497	8	620	1240	448	8502	103.7	-1.6
G.S.	3188	7330	.435	640	1928	.332	1523	2013	.757	937	2662	3599	1823	1627	7	710	1185	336	8539	104.1	+10.8
Port.	3146	6945	.453	700	1888	.371	1562	2129	.734	867	2716	3583	1770	1597	4	630	1088	424	8554	104.3	+0.8
Wash.	3170	6868	.462	737	1987	.371	1498	1947	.769	773	2858	3631	1846	1651	6	661	1325	356	8575	104.6	-0.5
Den.	3182	6904	.461	754	2034	.371	1491	1958	.761	799	2700	3499	1924	1712	8	660	1122	517	8609	105.0	-3.1
Minn.	3276	6962	.471	742	2089	.355	1394	1842	.757	877	2558	3435	1857	1768	12	638	1220	427	8688	106.0	-3.5
Brk.	3345	6984	.479	775	2100	.369	1227	1608	.763	840	2719	3559	2006	1510	4	720	1162	430	8692	106.0	-7.4
Hou.	3200	6977	.459	796	2206	.361	1525	2018	.756	970	2690	3660	2015	1847	11	734	1361	404	8721	106.4	+0.2
N.O.	3218	6877	.468	754	2043	.369	1544	1972	.783	730	2912	3642	1899	1630	6	602	1127	423	8734	106.5	-3.8
LA-L	3323	7023	.473	700	2016	.347	1420	1942	.731	897	2915	3812	2022	1573	5	617	1037	458	8766	106.9	-9.6
Phoe.	3208	6870	.467	770	2041	.377	1631	2177	.749	813	2770	3583	1836	1770	3	782	1224	449	8817	107.5	-6.7
Phil.	**3253**	**7005**	**.464**	**638**	**1776**	**.359**	**1683**	**2141**	**.786**	**913**	**2987**	**3900**	**1919**	**1571**	**9**	**711**	**1241**	**466**	**8827**	**107.6**	**-10.2**
Sac.	3327	7194	.462	839	2293	.366	1450	1902	.762	926	2765	3691	1986	1800	10	722	1308	437	8943	109.1	-2.5
AVG	3136	6935	.452	698	1975	.354	1450	1916	.757	854	2734	3588	1828	1662	8	643	1179	406	8419	102.7	---
TOTAL	94065	208049		20953	59241		43489	57469		25624	82021	107645	54831	49854	252	19303	35383	12193	252572		

2015-16 NBA TEAM STATISTICS (AVERAGES AGAINST)

		FIELD GOALS			3-POINTERS			FREE THROWS			REBOUNDS			MISCELLANEOUS							SCORING	
TEAM	G	MADE	ATT.	PCT.	MADE	ATT.	PCT.	MADE	ATT.	PCT.	OFF.	DEF.	TOT.	AST	PF	DQ	STL	TO	BLK	PTS	
Atl.	82	37.15	86.07	.432	8.28	24.49	.338	16.66	22.07	.755	11.51	34.99	46.50	22.05	18.29	0.06	8.61	16.15	5.01	99.2	
Bos.	82	37.50	85.04	.441	7.84	23.30	.336	19.67	26.05	.755	11.37	34.61	45.98	20.91	20.95	0.12	7.59	16.44	5.49	102.5	
Brk.	82	40.79	85.17	.479	9.45	25.61	.369	14.96	19.61	.763	10.24	33.16	43.40	24.46	18.41	0.05	8.78	14.17	5.24	106.0	
Cha.	82	37.78	85.01	.444	8.85	25.37	.349	16.27	21.16	.769	8.85	35.80	44.66	23.18	20.37	0.11	6.74	13.44	5.46	100.7	
Chi.	82	39.44	89.43	.441	7.94	22.99	.345	16.30	22.11	.737	11.82	34.12	45.94	22.54	18.72	0.18	7.99	11.88	5.67	103.1	
Clev.	82	36.82	82.15	.448	7.89	22.71	.347	16.80	22.62	.743	9.27	31.76	41.02	21.41	20.61	0.16	7.20	13.32	4.41	98.3	
Dall.	82	38.34	85.01	.451	9.06	26.46	.342	16.85	22.84	.738	10.59	35.21	45.79	21.95	21.43	0.11	7.52	13.93	4.43	102.6	
Den.	82	38.80	84.20	.461	9.20	24.80	.371	18.18	23.88	.761	9.74	32.93	42.67	23.46	20.88	0.10	8.05	13.68	6.30	105.0	
Det.	82	38.80	84.18	.461	7.27	20.48	.355	16.48	21.05	.783	8.84	33.70	42.54	21.54	21.62	0.11	7.11	13.40	4.46	101.4	
G.S.	82	38.88	89.39	.435	7.80	23.51	.332	18.57	24.55	.757	11.43	32.46	43.89	22.23	19.84	0.09	8.66	14.45	4.10	104.1	
Hou.	82	39.02	85.09	.459	9.71	26.90	.361	18.60	24.61	.756	11.83	32.80	44.63	24.57	22.52	0.13	8.95	16.60	4.93	106.4	
Ind.	82	37.38	84.90	.440	8.28	24.82	.334	17.41	23.18	.751	10.70	33.83	44.52	20.82	20.44	0.12	7.73	15.82	4.46	100.5	
LA-C	82	36.77	84.71	.434	7.87	23.29	.338	18.82	25.06	.751	11.80	34.89	46.70	21.22	22.46	0.13	7.11	15.37	3.16	100.2	
LA-L	82	40.52	85.65	.473	8.54	24.59	.347	17.32	23.68	.731	10.94	35.55	46.49	24.66	19.18	0.06	7.52	12.65	5.59	106.9	
Mem.	82	35.94	78.77	.456	9.72	26.65	.365	19.74	25.70	.768	10.12	33.06	43.18	21.85	21.12	0.11	7.02	16.18	5.72	101.3	
Miami	82	37.24	84.32	.442	7.38	21.24	.347	16.54	21.48	.770	9.79	31.46	41.26	20.21	19.61	0.12	7.46	12.93	4.11	98.4	
Milw.	82	37.77	83.13	.454	9.33	26.48	.352	18.37	23.91	.768	11.49	31.50	42.99	24.55	19.51	0.07	8.28	15.48	5.63	103.2	
Minn.	82	39.95	84.90	.471	9.05	25.48	.355	17.00	22.46	.757	10.70	31.20	41.89	22.65	21.56	0.15	7.78	14.88	5.21	106.0	
N.O.	82	39.24	83.87	.468	9.20	24.91	.369	18.83	24.05	.783	8.90	35.51	44.41	23.16	19.88	0.07	7.34	13.74	5.16	106.5	
N.Y.	82	37.98	85.79	.443	7.63	22.40	.341	17.50	23.22	.754	10.85	33.33	44.18	20.77	18.54	0.07	7.18	11.30	4.18	101.1	
OKC.	82	38.41	87.71	.438	8.13	23.77	.342	17.98	23.78	.756	11.26	28.94	40.20	21.55	20.16	0.15	8.77	13.02	4.55	102.9	
Orl.	82	38.41	83.54	.460	8.93	24.89	.359	17.93	24.04	.746	10.15	34.15	44.29	23.16	18.26	0.10	7.56	15.12	5.46	103.7	
Phil.	**82**	**39.67**	**85.43**	**.464**	**7.78**	**21.66**	**.359**	**20.52**	**26.11**	**.786**	**11.13**	**36.43**	**47.56**	**23.40**	**19.16**	**0.11**	**8.67**	**15.13**	**5.68**	**107.6**	
Phoe.	82	39.12	83.78	.467	9.39	24.89	.377	19.89	26.55	.749	9.91	33.78	43.70	22.39	21.59	0.04	9.54	14.93	5.48	107.5	
Port.	82	38.37	84.70	.453	8.54	23.02	.371	19.05	25.96	.734	10.57	33.12	43.70	21.59	19.48	0.05	7.68	13.27	5.17	104.3	
Sac.	82	40.57	87.73	.462	10.23	27.96	.366	17.68	23.20	.762	11.29	33.72	45.01	24.22	21.95	0.12	8.80	15.95	5.33	109.1	
S.A.	82	35.71	81.82	.436	6.60	19.93	.331	14.89	19.65	.758	9.11	31.41	40.52	20.82	19.48	0.04	7.22	14.80	3.87	92.9	
Tor.	82	36.48	82.10	.444	8.74	23.44	.373	16.51	22.06	.748	9.54	31.23	40.77	21.72	21.96	0.12	6.51	13.34	5.39	98.2	
Utah	82	35.61	79.87	.446	7.91	22.18	.357	16.76	22.46	.746	9.32	30.76	40.07	19.12	19.87	0.15	7.95	13.98	4.70	95.9	
Wash.	82	38.66	83.76	.462	8.99	24.23	.371	18.27	23.74	.769	9.43	34.85	44.28	22.51	20.13	0.07	8.06	16.16	4.34	104.6	
ONE TEAM		38.24	84.57	.452	8.52	24.08	.354	17.68	23.36	.757	10.42	33.34	43.76	22.29	20.27	0.10	7.85	14.38	4.96	102.7	
BOTH TEAMS		76.48	169.15	.452	17.03	48.16	.354	35.36	46.72	.757	20.83	66.68	87.52	44.58	40.53	0.20	15.69	28.77	9.91	205.3	

2015-16 NBA TEAM STATISTICS (RANK FOR)

	ATL	BOS	BKN	CHA	CHI	CLE	DAL	DEN	DET	GS	HOU	IND	LAC	LAL	MEM	MIA	MIL	MIN	NO	NY	OKC	ORL	**PHI**	PHO	POR	SAC	SA	TOR	UTA	WAS
PPG	12	5	26	11	21	8	16	20	19	1	4	17	7	30	24	23	25	15	13	27	2	18	29	22	6	3	10	14	28	9
FG%	11	24	13	27	22	10	20	21	25	1	14	17	6	30	23	4	5	7	19	26	3	12	29	28	16	8	2	15	18	9
FT%	8	6	18	5	7	21	3	14	30	16	27	15	29	11	9	23	22	4	13	1	10	17	28	20	19	26	2	12	24	25
3PT%	15	28	13	8	3	7	23	26	22	1	19	14	6	30	29	27	21	25	9	20	18	16	24	17	4	10	2	5	12	11
ORPG	30	3	14	28	9	12	26	6	2	21	7	17	29	11	8	22	15	20	23	16	1	18	24	5	4	13	25	19	10	27
DRPG	13	15t	25	4	3	11t	9	19	11t	1	27	10	17	24	30	6	29	28	20	7	2	21	26	15t	8	14	5	18	23	22
RPG	24	6	23	14	3	9	19	8	2	4	20	12	25	21	28	13	27	29	22	10	1	17	30	7	5	11	15	16	18	26
APG	2	6	15	19	12	13	18	14	27	1	16	22	11	30	25	23	9	8	17	26	10	7	20	24	21	4	3	29	28	5
SPG	3	2	19	22	29	28	26	20	24	9	1	4	7	23	6	27	13	14	16	30	21	12	10	17	25	5	11	15	18	8
TPG	22	12	19	1	13	10	2	18	9	24	27	20	3	11	6	14t	25	23	8	7	26	14t	29	30	17	28	4	5	21	16
BPG	5	22	25	12	8	27	29	16	30	2	13	17	10	24	21	1	7	19	23	9	4	15	3	28	18	20	6	11	14	26
FPG	7	29	2	3	5	14	8	23	6	19t	28	11	24	13	27	4	17	18	22	10	16	19t	25	30	26	15	1	9	12	21
DQ	15t	29t	11t	20t	8t	2t	2t	15t	6t	18t	24t	11t	6t	20t	2t	2t	23	11t	8t	27t	11t	27t	20t	29t	24t	24t	1	8t	18t	15t

2015-16 NBA TEAM STATISTICS (RANK AGAINST)

	ATL	BOS	CHA	CHI	CLE	DAL	DEN	DET	GS	HOU	IND	LAC	LAL	MEM	MIA	MIL	MIN	NJ	NO	NY	OKC	ORL	**PHI**	PHO	POR	SAC	SA	TOR	UTA	WAS
PPG	6	13	24	9	16	4	14	22	12	19	25	8	7	27	11	5	17	23	26	10	15	18	29	28	20	30	1	3	2	21
FG%	1	7	30	12	8	14	15	21	22	3	19	6	2	29	18	9	17	28	27	10	5	20	25	26	16	24	4	11	13	23
FT%	13	14	22	25	3	5	4	20	28	17	15	11	10	1	24	27	23	18	29	12	16	6	30	9	2	21	19	8	7	26
3PT%	6	4	24	14	10	13	9	26	16	2	21	3	5	11	22	12	15	17	25	7	8	19	20	30	27	23	1	29	18	28
ORPG	27	24	14	2	29	5	16	9	1	25	30	17t	28	20	12	10	26	17t	3	19	22	13	21	11	15	23	4	8	6	7
DRPG	25	22	14	29	20	8	26	11	16	9	10	19	24	28	12	6	7	3	27	15	1	21	30	18	13	17	5	4	2	23
RPG	28	26	12	22	25	5	24	9	8	15	21	20	29	27	11	6	10	7	19	16	2	18	30	13t	13t	23	3	4	1	17
APG	15	6	27	23	19	8	14	25	9	16	29	4t	7	30	13	2	28	20	21t	3	10	21t	24	17	11	26	4t	12	1	18
SPG	23	14	27	2	19	7	11t	20	4t	24	29	16	4t	11t	3	10	22	17	9	6	26	13	25	30	15	28	8	1	18	21
TPG	5	2	16	21	29	24	18	20	22	15	1	7	9	28	3	27	8	13	19	30	26	11	10	12	25	6	14	23	17	4
BPG	14	24	18	21t	27	7	8	30	9t	3	13	9t	1	25	29	4	26	17	15	5	11	21t	28	23	16	19	2	20	12	6
FPG	29	10	28	14	26	12	8	11	5	19	1	13	2	24	9	20	21	7	17	27	15	30	25	6	22t	4	22t	3	18	16
DQ	25t	8t	27t	13t	1	2	13t	18t	13t	20	6t	8t	6t	25t	13t	8t	21t	3t	21t	21t	3t	18t	13t	29t	27t	8t	29t	8t	3t	21t

2015-16 NBA TEAM STATISTICS (COMBINED RANK)

	ATL	BOS	CHA	CHI	CLE	DAL	DEN	DET	GS	HOU	IND	LAC	LAL	MEM	MIA	MIL	MIN	NJ	NO	NY	OKC	ORL	**PHI**	PHO	POR	SAC	SA	TOR	UTA	WAS
PPG/diff	7	8	28	9	18	4	16	23	14	1	15	11	6	29	20	12	26	24	25	22	3	19	30	27	13	21	2	5	10	17
OR%	30	10	15	29	13	9	25	5	2	19	6	20	28	21	8	17	11	14	24	18	1	22	26	7	3	16	23	12	4	27
DR%	25	26	19	1	21	5	14	10	2	15	30	16	28	24	20	6	29	23	4	18	17	12	27	11	13	22	3	8	7	9
TR%	30	15	14	13	20	3	27	5	2	18	23	19	29	26	11	10	25	21	12	17	1	16	28	6	9	22	8	7	4	24

MISCELLANEOUS STATS

	PPG GAME		FG%		TPG		REB %			>100 PTS		OVERTIME		3-PT GAMES		10+ PTS	
TEAM	**OWN**	**OPP.**	**OWN**	**OPP.**	**OWN**	**OPP.**	**OFF.**	**DEF.**	**TOT.**	**OWN**	**OPP.**	**W**	**L**	**W**	**L**	**W**	**L**
Atlanta	102.8	99.2	.458	.432*	15.0	16.1	.191	.746	.469	34	42	0	5	5	7	29	17
Boston	105.7	102.5	.439	.441	13.7	16.4	.251	.746	.498	22	36	1	2	5	7	26	13
Brooklyn	98.6	106.0	.453	.479	14.8	14.2	.241	.757	.499	44	16	1	2	7	4	6	34
Charlotte	103.4	100.7	.439	.444	12.5*	13.4	.200	.798*	.499	34	41	5	0	6	5	25	17
Chicago	101.6	103.1	.441	.441	13.9	11.9	.245	.749	.497	36	28	2	4	10	4	14	19
Cleveland	104.3	98.3	.460	.448	13.6	13.3	.251	.785	.518	28	41	3	3	4	7	32	8
Dallas	102.3	102.6	.444	.451	12.8	13.9	.206	.762	.484	37	35	8	4	6	11	19	18
Denver	101.9	105.0	.442	.461	14.7	13.7	.258	.773	.516	28	27	2	4	10	5	11	21
Detroit	102.0	101.4	.439	.461	13.5	13.4	.270	.793	.531	37	38	4	1	6	5	21	20
Golden State	114.9*	104.1	.487*	.435	15.2	14.5	.235	.760	.497	7	28	6	1	7	2	44	5
Houston	106.5	106.4	.452	.459	15.9	16.6*	.257	.728	.493	19	20	4	2	5	8	14	18
Indiana	102.2	100.5	.450	.440	14.9	15.8	.234	.760	.497	35	38	1	7	9	9	21	13
L.A. Clippers	104.5	100.2	.465	.434	13.0	15.4	.201	.738	.470	24	43	5	1	8	4	28	15
L.A. Lakers	97.3	106.9	.414	.473	13.7	12.6	.231	.747	.489	48	19	1	1	2	7	4	44
Memphis	99.1	101.3	.440	.456	13.3	16.2	.253	.751	.502	38	39	3	3	8	3	15	23
Miami	100.0	98.4	.470	.442	14.1	12.9	.238	.778	.508	39	48	3	3	7	5	24	20
Milwaukee	99.0	103.2	.467	.454	15.2	15.5	.249	.731	.490	46	27	4	0	6	4	12	27
Minnesota	102.4	106.0	.464	.471	15.0	14.9	.243	.747	.495	33	23	4	3	7	7	9	23
New Orleans	102.7	106.5	.448	.468	13.4	13.7	.212	.788	.500	37	22	1	3	5	5	11	23
New York	98.4	101.1	.439	.443	13.4	11.3	.237	.758	.498	48	40	2	2	4	7	14	23
Oklahoma City	110.2	102.9	.476	.438	15.9	13.0	.311*	.760	.535*	16	34	3	2	8	6	33	5
Orlando	102.1	103.7	.455	.460	14.1	15.1	.231	.765	.498	30	31	3	5	6	10	12	20
Philadelphia	**97.4**	**107.6**	**.431**	**.464**	**16.4**	**15.1**	**.206**	**.740**	**.473**	**46**	**22**	**0**	**4**	**0**	**6**	**5**	**41**
Phoenix	100.9	107.5	.435	.467	17.2	14.9	.254	.771	.512	40	15	0	1	4	5	10	32
Portland	105.1	104.3	.450	.453	14.6	13.3	.259	.762	.511	23	27	2	3	2	7	23	21
Sacramento	106.6	109.1	.464	.462	16.2	16.0	.239	.749	.494	24	15	0	3	8	4	11	19
San Antonio	103.5	92.9*	.484	.436	13.1	14.8	.230	.791	.511	30	62	1	0	4	4	44	6
Toronto	102.7	98.2	.451	.444	13.1	13.3	.246	.777	.512	25	50	3	1	6	6	28	10
Utah	97.7	95.9	.449	.446	14.9	14.0	.259	.777	.518	53	50	5	5	6	8	23	13
Washington	104.1	104.6	.460	.462	14.5	16.2	.206	.777	.491	28	32	0	2	7	6	22	22
COMPOSITE; 2460 games			102.7		.452		14.4		.238	.762		989	989	77	77	178	178

* - League Leader
REBOUND PERCENTAGES
OFF. - Percentage of a given team's missed shots which that team rebounds.
DEF. - Percentage of opponents' missed shots which a given team rebounds.
TOT. - Average of offensive and defensive rebound percentages.

>> Back to Table of Contents

ATLANTA HAWKS

Mike Budenholzer

2016-17 SCHEDULE

10/29/16	@ PHI
11/12/16	@ ATL
1/21/17	@ ATL
3/29/17	@ PHI

ALL-TIME SERIES RESULTS

Overall:	188-182
Home:	108-58
Away:	60-109
Neutral:	20-15

PLAYOFFS

Overall:	6-1
Home:	4-0
Away:	2-1

GENERAL INFORMATION

Franchise Timeline (Established) ..... Tri-Cities Blackhawks (1949-50), Milwaukee Hawks (1951-52), ... St. Louis Hawks (1955-56), Atlanta Hawks (1968-69)
Address ..... 101 Marietta Street, Suite 1900, Atlanta, GA 30303
Principal Owner & Chair of the Board of Directors/NBA Governor ..... Tony Ressler
Vice Chair of Board of Directors ..... Grant Hill
Alternate NBA Governor ..... Steve Prince
CEO/Atlanta Hawks Basketball Club & Philips Arena ..... Steve Koonin
President of Basketball Operations/Head Coach ..... Mike Budenholzer
General Manager ..... Wes Wilcox
Assistant Coaches ..... Darvin Ham, Taylor Jenkins, Charles Lee, Neven Spahija and Ben Sullivan
Head Athletic Trainer ..... Art Horne
Director of Rehabilitation ..... Mike Roncarati
Athletic Performance Coach ..... Chris Chase
Public Relations ..... Garin Narain, Jon Steinberg, Jason Roose
Home Court ..... Philips Arena (18,047)

BROADCAST INFORMATION

Radio ..... WZGC (92.9 FM): Steve Holman,
Television ..... FOX Sports Southeast: Bob Rathbun, Dominique Wilkins, Andre Aldridge and Olivia Harlan

ALL-TIME SERIES INFORMATION

SIXERS

Largest Margin of Victory: 47, 12/8/82
Most Pts. Scored: 144, 2/23/61
Fewest Pts. Scored: 68, 4x last 2/26/54

HAWKS

Largest Margin of Victory: 42, 4/5/89
Most Pts. Scored: 149, 1/30/93
Fewest Pts. Scored: 59, 11/10/53

SIXERS 2015-16 SEASON SERIES STATISTICS VS. HAWKS

PLAYER	G-GS	MIN	FG-A	PCT	3FG-A	PCT	FT-A	PCT	OFF	DEF	TOT	AST	PF-DQ	STL	TO	BLK	PTS	AVG
Okafor	3-3	81	21-38	.553	0-0	---	8-10	.800	7	12	19	3	8-0	2	9	2	50	16.7
Canaan	3-1	67	12-26	.462	9-17	.529	7-9	.778	0	4	4	2	7-0	2	5	0	40	13.3
Wroten	1-0	16	4-10	.400	1-4	.250	3-5	.600	0	2	2	0	1-0	0	4	0	12	12.0
Smith (TOT)	4-3	126	21-47	.447	2-9	.222	1-2	.500	1	12	13	35	3-0	5	9	0	45	11.3
Smith (PHI)	2-2	53	9-19	.474	0-2	.000	1-2	.500	0	4	4	14	1-0	2	6	0	19	9.5
Noel	2-2	46	9-13	.692	0-0	---	1-3	.333	8	12	20	7	7-0	4	6	2	19	9.5
Stauskas	3-2	67	8-14	.571	4-7	.571	6-7	.857	0	6	6	4	2-0	0	2	1	26	8.7
Covington	3-2	62	10-26	.385	3-11	.273	1-2	.500	2	11	13	4	7-0	3	5	1	24	8.0
H. Thompson	3-0	56	8-20	.400	3-11	.273	3-4	.750	0	4	4	2	2-0	0	6	0	22	7.3
Holmes	3-0	50	9-17	.529	1-4	.250	2-3	.667	5	9	14	3	4-0	2	1	3	21	7.0
Landry	2-0	21	6-12	.500	0-1	.000	0-1	.000	1	4	5	1	2-0	0	1	2	12	6.0
Grant	3-1	72	6-17	.353	0-5	.000	4-8	.500	0	8	8	4	7-0	2	6	5	16	5.3
Sampson	3-1	49	5-12	.417	0-2	.000	5-9	.556	3	6	9	6	6-0	1	3	0	15	5.0
Marshall	3-1	35	3-12	.250	1-5	.200	0-0	---	0	0	0	9	1-0	0	5	0	7	2.3
McConnell	3-0	43	3-9	.333	1-2	.500	0-0	---	1	3	4	9	3-0	3	8	0	7	2.3
Wood	1-0	2	0-0	---	0-0	---	0-0	---	0	1	1	0	0-0	0	0	0	0	0.0
76ERS	3	720	113-245	.461	23-71	.324	41-63	.651	27	86	113	68	58-0	21	70	16	290	96.7

HAWKS 2015-16 SEASON SERIES STATISTICS VS. SIXERS

PLAYER	G-GS	MIN	FG-A	PCT	3FG-A	PCT	FT-A	PCT	OFF	DEF	TOT	AST	PF-DQ	STL	TO	BLK	PTS	AVG
Millsap	3-3	75	17-30	.567	2-4	.500	13-15	.867	2	8	10	10	5-0	3	4	4	49	16.3
Schroder	3-0	59	15-29	.517	4-7	.571	9-11	.818	1	8	9	15	7-0	6	7	0	43	14.3
Bazemore	3-3	68	14-27	.519	5-13	.385	9-9	1.000	0	16	16	9	3-0	4	5	4	42	14.0
Horford	3-3	75	18-29	.621	2-3	.667	4-5	.800	7	12	19	8	3-0	5	2	5	42	14.0
Teague	3-3	68	13-28	.464	5-8	.625	4-4	1.000	0	7	7	11	2-0	6	5	2	35	11.7
Scott	3-0	62	15-26	.577	3-8	.375	0-2	.000	5	9	14	3	3-0	1	3	1	33	11.0
Hardaway	2-0	45	8-14	.571	3-6	.500	2-2	1.000	2	7	9	7	2-0	2	1	0	21	10.5
Mack	3-0	24	11-19	.579	2-5	.400	1-1	1.000	0	3	3	5	2-0	1	1	0	25	8.3
Sefolosha	3-0	65	10-14	.714	1-3	.333	2-5	.400	2	11	13	6	7-0	5	2	2	23	7.7
Splitter	2-0	28	5-9	.556	0-0	---	4-4	1.000	5	0	5	2	5-0	2	0	1	14	7.0
Muscala	3-0	38	7-11	.636	1-2	.500	4-7	.571	2	4	6	3	7-0	1	4	0	19	6.3
Korver	3-3	67	6-13	.462	4-9	.444	1-1	1.000	0	7	7	12	6-0	4	8	0	17	5.7
Patterson	2-0	23	4-8	.500	1-3	.333	0-0	---	0	3	3	4	1-0	1	2	0	9	4.5
Tavares	1-0	8	2-3	.667	0-0	---	0-0	---	1	3	4	0	2-0	0	1	1	4	4.0
Holiday	2-0	15	0-2	.000	0-2	.000	1-2	.500	0	0	0	1	1-0	1	1	0	1	0.5
HAWKS	3	-720	145-262	.553	33-73	.452	54-68	.794	27	98	125	96	56-0	42	48	20	377	125.7

ATLANTA HAWKS

DATE			PHI	OPP
11/17/49	H	W	79	76
12/7/49	A	W	77	69
12/21/49	A	W	96	84
1/5/50	H	W	82	73
2/1/50	A	L	83	91
2/16/50	H	W	105	74
3/18/50	A	W	89	88*
11/9/50	H	W	89	70
11/16/50	A	L	75	79
12/14/50	H	L	69	78
12/20/50	A	L	83	86
1/10/51	A	W	97	96
1/25/51	H	W	113	87
12/6/51	N	L	70	73
12/13/51	H	W	89	82
12/25/51	N	W	70	65
12/27/51	H	L	68	69
1/22/52	A	W	93	82
1/31/52	H	W	88	79
11/20/52	H	W	92	73
12/7/52	H	W	71	67
12/8/52	A	L	89	101
1/30/53	A	L	68	84
2/19/53	H	W	82	72
3/3/53	A	L	70	75
11/10/53	A	W	74	59
11/15/53	H	W	69	61
12/1/53	A	W	76	69*
12/10/53	H	W	96	76
12/27/53	H	W	96	75
2/7/54	H	W	88	73
2/23/54	N	L	68	70
2/26/54	A	W	68	62
11/7/54	H	W	97	80
11/13/54	A	L	72	85
11/25/54	H	W	91	85
1/2/55	H	L	79	91
1/9/55	A	L	72	77
2/12/55	H	W	92	66
2/14/55	N	W	82	81
3/4/55	A	W	99	96
3/13/55	H	L	76	77
11/12/55	A	W	91	81
11/20/55	H	W	84	80
1/2/56	A	W	84	82
1/12/56	H	W	93	78
1/22/56	H	L	105	109
1/28/56	A	L	85	93
2/24/56	N	L	103	116
3/8/56	H	W	92	88
3/12/56	N	W	97	92
11/3/56	A	W	75	73
11/4/56	H	L	76	78
11/20/56	A	L	81	104
12/16/56	H	W	101	91
12/27/56	A	L	95	102
1/19/57	H	L	96	104
2/7/57	H	W	112	110
2/11/57	N	L	101	107
2/27/57	A	W	108	93
11/5/57	A	L	101	115
11/15/57	H	W	91	86
11/16/57	A	L	101	118
12/21/57	N	L	136	146
1/16/58	H	W	112	96
2/2/58	A	W	102	100
2/8/58	H	L	102	103
2/23/58	H	W	101	92
3/7/58	A	L	100	102
11/18/58	A	W	120	94
11/26/58	H	L	107	112
11/27/58	A	L	98	107
1/16/59	A	L	89	102
2/4/59	H	L	11	113
2/9/59	N	L	94	99
2/26/59	H	W	130	111
2/27/59	A	L	113	128
3/11/59	H	L	130	132*

DATE			PHI	OPP
11/26/59	A	L	95	112
12/1/59	N	L	101	106
12/2/59	H	W	130	121
12/26/59	H	W	117	104
12/28/59	A	L	106	120
1/14/60	H	W	119	112
1/15/60	A	L	140	141*
1/31/60	A	L	110	117
2/25/60	H	W	110	105
10/25/60	A	L	100	123
11/24/60	A	L	97	132
11/30/60	N	W	135	126
12/9/60	N	L	118	131
12/18/60	A	L	103	104
12/26/60	A	L	112	133
1/11/61	H	W	133	128
1/29/61	A	L	108	125
2/23/61	H	W	144	116
3/9/61	H	W	129	119
10/26/61	N	L	107	110
10/31/61	A	W	107	99
11/3/61	H	L	94	106
11/25/61	A	L	108	141
1/10/62	H	W	134	122
1/23/62	A	L	107	115
2/2/62	N	W	135	101
3/7/62	H	W	129	126
10/31/62	N	W	126	108
11/9/62	H	W	101	93
11/17/62	A	L	107	113
11/27/62	A	L	105	120
1/2/63	H	W	120	95
1/22/63	N	L	93	113
1/29/63	A	L	105	123
1/31/63	H	W	112	100
2/12/63	A	L	100	128
11/2/63	A	L	99	128
11/8/63	H	W	108	106
12/5/63	H	L	103	106
12/7/63	A	L	120	129
12/10/63	N	L	103	113
1/9/64	H	W	122	115
2/15/64	A	L	110	118
2/25/64	N	L	107	115
3/11/64	A	W	124	111
10/24/64	A	L	86	126
10/27/64	N	W	100	81
11/17/64	A	L	107	114
11/20/64	H	L	115	118
11/29/64	A	W	97	94
1/9/65	A	W	104	102
1/11/65	N	L	90	100
2/2/65	N	W	119	105
2/4/65	H	W	123	119
3/3/65	A	L	110	124
11/16/65	N	W	107	98
12/30/65	A	L	113	130
1/8/66	A	L	105	115
1/9/66	A	W	127	117
1/23/66	A	W	104	98
1/24/66	N	W	110	107
2/2/66	N	L	89	96
2/15/66	N	W	121	109
3/8/66	N	W	112	106
3/9/66	H	W	123	115
10/21/66	H	W	119	110
11/3/66	N	W	120	108
11/29/66	H	W	137	116
12/10/66	A	W	133	123
12/16/66	H	W	124	113
1/13/67	H	W	125	107
1/23/67	N	W	112	105
1/29/67	A	L	108	114
2/19/67	A	W	123	122
11/17/67	N	W	125	117
11/22/67	A	L	113	115
12/15/67	H	W	107	98
1/6/68	A	W	107	96

DATE			PHI	OPP
1/10/68	H	L	122	134
2/11/68	N	W	119	93
2/25/68	A	W	126	119
11/15/68	A	W	116	115
1/8/69	H	W	112	111
1/26/69	A	W	119	115
1/29/69	H	W	119	96
3/6/69	A	L	99	138
3/15/69	H	W	122	120
11/11/69	A	L	107	124
11/22/69	A	W	132	116
12/27/69	A	L	107	112
1/2/70	H	W	121	117
1/13/70	H	W	136	105
3/17/70	H	L	125	128
11/6/70	H	W	118	112
11/10/70	A	L	104	109
11/22/70	A	L	115	125
1/26/71	H	W	129	122
3/14/71	A	L	101	108
3/16/71	H	L	125	130
10/16/71	A	W	104	102
11/6/71	H	W	101	96
12/4/71	A	L	109	126
1/16/72	A	L	116	124
2/25/72	N	W	114	110
3/21/72	H	L	111	117
11/4/72	A	L	120	128
12/23/72	N	L	112	124
12/27/72	H	L	120	121
1/17/73	H	L	105	122
3/2/73	H	L	107	130
3/4/73	A	L	130	138
11/10/73	A	L	97	120
12/26/73	A	L	118	145
1/11/74	N	W	121	100
2/8/74	H	W	104	84
2/11/74	A	W	116	95
3/22/74	H	L	106	107
10/22/74	A	L	92	125
12/23/74	H	W	100	88
3/21/75	H	W	114	103
3/22/75	A	L	100	104
11/23/75	A	L	111	115
1/24/76	H	W	130	116
1/25/76	A	W	112	109
3/12/76	H	W	109	107
4/10/76	A	L	109	123
11/20/76	A	W	123	106
1/19/77	H	W	114	94
3/8/77	A	L	98	99
3/16/77	H	W	109	100
11/15/77	A	W	114	93
12/14/77	H	L	99	108
3/8/78	H	W	108	97
3/31/78	A	L	110	111*
10/25/78	H	W	118	117
11/18/78	A	L	116	124
12/29/78	H	W	113	107
3/6/79	A	L	91	94
10/31/79	A	L	97	102
11/2/79	H	L	81	85
12/14/79	H	L	98	103
12/15/79	A	L	96	112
3/11/80	A	W	102	97*
3/26/80	H	W	84	81
10/25/80	A	W	113	100
10/31/80	H	W	107	96
12/2/80	A	L	108	112*
12/5/80	H	W	104	100
2/3/81	A	W	97	93
2/15/81	H	W	116	98
10/31/81	A	W	108	106
11/6/81	H	L	99	106
12/1/81	A	W	107	98
1/15/82	H	L	90	96
3/5/82	H	W	89	80
4/9/82	A	L	88	103

DATE			PHI	OPP
11/30/82	A	L	97	111
12/8/82	H	W	132	85
1/11/83	A	W	109	99
2/9/83	H	W	106	93
3/30/83	H	W	120	113
4/12/83	A	L	97	102
11/17/83	A	L	94	99
11/30/83	H	W	122	110
2/3/84	H	L	88	99
2/4/84	A	L	97	102
3/16/84	H	L	102	105
3/27/84	A	L	78	97
10/27/84	A	W	111	108
1/16/85	H	W	122	99
2/4/85	H	W	106	92
3/6/85	H	W	96	86
4/2/85	A	W	102	91
11/2/85	A	L	113	114*
12/14/85	A	L	103	107
3/4/86	A	L	121	128
3/5/86	H	L	114	122*
3/26/86	H	W	112	103
11/2/86	H	L	113	122
1/7/87	A	W	109	102
1/14/87	H	W	96	93
2/23/87	A	L	103	112
3/18/87	H	W	109	107
4/8/87	A	L	92	110
11/14/87	A	L	83	104
12/25/87	H	L	100	106
2/9/88	A	L	110	112
3/15/88	A	L	90	104
4/1/88	H	L	93	105
4/15/88	H	L	101	103*
11/11/88	H	W	107	105
12/14/88	A	L	96	103
1/13/89	H	W	114	101
4/5/89	A	L	93	135
12/2/89	A	L	92	100
12/13/89	H	W	112	103
4/7/90	A	W	112	108
4/10/90	H	L	111	123
11/14/90	H	W	112	104
11/24/90	A	W	124	121
2/27/91	H	W	107	103
3/12/91	A	W	133	129**
11/22/91	H	L	92	99
1/28/92	A	L	109	110
3/4/92	H	W	107	102
4/4/92	A	W	126	121
11/25/92	H	L	105	111
12/12/92	A	W	103	96
1/30/93	A	L	123	149
2/24/93	H	L	107	132
11/17/93	H	L	90	92
11/27/93	A	L	79	111
2/26/94	H	L	102	118
4/16/94	A	L	94	123
11/22/94	A	L	99	102
1/18/95	A	W	92	80
2/6/95	H	L	92	107
4/11/95	H	L	106	110*
11/29/95	A	L	81	106
1/19/96	H	L	77	82
4/6/96	A	W	100	99
12/14/96	A	L	81	106
3/6/97	H	L	104	117
4/9/97	H	L	101	116
4/19/97	A	L	104	136
11/5/97	H	L	88	93
1/29/98	A	L	99	109*
3/13/98	H	W	107	86
4/14/98	A	L	94	95
2/14/99	H	W	78	70
2/20/99	H	L	69	76
3/27/99	A	L	99	103*
1/15/00	A	W	101	98
1/19/00	H	W	107	89

DATE			PHI	OPP
4/5/00	H	W	107	86
4/14/00	A	W	104	92
11/24/00	A	W	76	67
1/3/01	H	W	98	80
3/9/01	H	W	108	103
11/16/01	H	W	98	78
12/11/01	A	L	87	89
12/21/01	H	W	94	83
3/9/02	A	W	112	91
12/21/02	A	L	77	79
1/29/03	H	L	83	97
3/21/03	H	L	105	114
3/29/03	A	W	110	89
11/29/03	H	W	98	86
2/24/04	A	L	75	86
4/6/04	A	W	103	100*
12/6/04	A	L	92	96
2/4/05	H	W	103	85
3/5/05	A	W	98	97
4/20/05	H	W	110	86
12/14/05	H	W	106	101
12/23/05	A	L	108	111
3/22/06	H	W	115	106
11/1/06	H	W	88	75
1/27/07	A	W	104	89
3/13/07	A	L	92	104
4/8/07	H	W	109	104*
12/3/07	H	L	79	88
2/4/08	A	L	91	96
4/4/08	A	W	109	104
4/5/08	H	L	85	92
11/1/08	A	L	88	95
1/11/09	A	W	109	94
3/31/09	H	W	98	85
11/27/09	H	L	86	100
3/3/10	A	L	93	112
3/26/10	H	W	105	98
10/29/10	H	L	101	104
12/3/10	A	L	88	93
2/8/11	A	W	117	83
3/23/11	H	W	105	100
1/20/12	H	W	90	76
2/4/12	A	W	98	87
3/31/12	H	W	95	90
12/21/12	H	W	99	80
3/6/13	A	L	96	107
4/5/13	A	W	101	90
4/10/13	H	L	101	124
11/15/13	A	L	103	113
1/31/14	H	L	99	125
3/31/14	A	L	95	103
12/10/14	A	L	79	95
1/13/15	H	L	87	105
1/31/15	A	L	85	91
3/7/15	H	W	92	84
12/16/15	A	L	106	127
1/7/16	H	L	98	126
2/3/16	H	L	86	124

*overtime
**double-overtime

BOSTON CELTICS

Brad Stevens

2016-17 SCHEDULE

12/3/16	@ PHI
1/6/17	@ BOS
2/15/17	@ BOS
3/19/17	@ PHI

ALL-TIME SERIES RESULTS

Overall:	184-252
Home:	120-84
Away:	52-146
Neutral:	12-22

PLAYOFFS

Overall:	46-54
Home:	31-16
Away:	15-38

GENERAL INFORMATION

Franchise Timeline (Established) ..... Boston Celtics (1946-47)
Address ..... 226 Causeway St., 4th Floor; Boston, Mass. 02114
Managing Partner, Governor & Chief Executive Officer ..... Wyc Grousbeck
President ..... Rich Gotham
President of Basketball Operations ..... Danny Ainge
Head Coach ..... Brad Stevens
Assistant Coaches ..... Jay Larranaga, Walter McCarty, Micah Shrewsberry, Jamie Young, Jerome Allen
Athletic Trainer ..... Ed Lacerte
Media Relations ..... Christian Megliola, Jeff Twiss, Heather Walker, Brian Olive, Taylor Kielpinski-Rogers
Home Court: ..... TD Banknorth Garden (18,624)

BROADCAST INFORMATION

Radio ..... 98.5 FM: Sean Grande, Cedric Maxwell
Television ..... Comcast SportsNet New England: Mike Gorman, Tommy Heinsohn, Abby Chin

ALL-TIME SERIES INFORMATION

SIXERS

Largest Margin of Victory: 42, 10/29/66
Most Pts. Scored: 150, 3/6/70
Fewest Pts. Scored: 65, 3/28/04

CELTICS

Largest Margin of Victory: 37, 12/20/87
Most Pts. Scored: 148, 1/19/63
Fewest Pts. Scored: 65, 2/17/53

SIXERS 2015-16 SEASON SERIES STATISTICS VS. CELTICS

PLAYER	G-GS	MIN	FG-A	PCT	3FG-A	PCT	FT-A	PCT	OFF	DEF	TOT	AST	PF-DQ	STL	TO	BLK	PTS	AVG
Landry	1-0	25	10-18	.556	0-1	.000	6-6	1.000	5	3	8	0	2-0	0	0	0	26	26.0
Okafor	3-3	104	22-43	.512	0-1	.000	11-11	1.000	7	15	22	3	11-0	1	12	8	55	18.3
Covington	2-2	70	10-31	.323	8-21	.381	8-12	.667	4	18	22	1	9-0	7	8	2	36	18
H. Thompson	4-2	125	18-42	.429	10-21	.476	1-2	.500	1	7	8	5	10-1	0	4	3	47	11
Canaan	4-3	113	14-37	.378	8-26	.308	9-9	1.000	2	16	18	9	4-0	4	11	2	45	11.3
Weems (TOT)	1-0	24	4-6	.667	1-1	1.000	1-2	.500	1	5	6	5	2-0	2	3	0	10	10
Smith (TOT)	3-2	76	11-30	.367	0-2	.000	6-9	.667	0	8	8	16	5-0	2	9	1	28	9.
Smith (PHI)	2-2	61	8-26	.308	0-2	.000	5-7	.714	0	4	4	12	5-0	2	6	1	21	10
Grant	4-1	95	10-33	.303	1-7	.143	13-15	.867	8	14	22	6	9-0	4	5	4	34	8.5
Noel	4-4	120	14-37	.378	0-0	---	5-13	.385	9	29	38	10	14-1	6	9	5	33	8.3
Stauskas	2-0	42	5-14	.357	2-8	.250	2-5	.400	1	6	7	4	1-0	0	2	0	14	7.
Pressey	1-0	18	3-8	.375	0-1	.000	0-0	---	0	3	3	4	1-0	2	2	0	6	6.0
McConnell	4-1	81	11-19	.579	1-3	.333	0-0	---	2	7	9	9	6-0	7	11	3	23	5.
Sampson	3-2	45	7-16	.438	0-2	.000	3-3	1.000	0	6	6	0	3-0	1	4	1	17	5.7
Brand	1-0	15	2-5	.400	0-0	---	1-1	1.000	1	2	3	1	3-0	1	0	2	5	5.0
Holmes	2-0	22	3-10	.300	0-1	.000	0-1	.000	4	6	10	2	3-0	1	0	2	6	3.0
Marshall	2-0	18	2-6	.333	0-2	.000	0-0	---	0	1	1	3	1-0	3	0	0	4	2.
Wood	1-0	6	0-2	.000	0-0	---	0-0	---	2	0	2	0	0-0	0	0	0	0	0.0
76ERS	4	960	139-347	.401	30-96	.313	64-85	.753	46	137	183	69	82-2	39	78	33	372	93.0

CELTICS 2015-16 SEASON SERIES STATISTICS VS. SIXERS

PLAYER	G-GS	MIN	FG-A	PCT	3FG-A	PCT	FT-A	PCT	OFF	DEF	TOT	AST	PF-DQ	STL	TO	BLK	PTS	AVG
Thomas	4-3	125	36-75	.480	8-23	.348	23-24	.958	2	12	14	25	5-0	6	10	0	103	25.8
Smart	3-1	90	15-31	.484	8-18	.444	6-8	.750	0	10	10	12	10-0	8	5	2	44	14.7
Crowder	3-3	91	14-30	.467	8-15	.533	6-8	.750	5	11	16	6	4-0	6	5	1	42	14.0
Bradley	4-4	138	20-47	.426	8-17	.471	5-5	1.000	1	6	7	11	8-0	9	6	1	53	13.3
Turner	4-1	119	20-47	.426	1-5	.200	9-10	.900	1	25	26	16	2-0	1	10	1	50	12.5
Sullinger	4-3	115	21-47	.447	3-9	.333	1-2	.500	14	32	46	13	12-0	3	4	2	46	11.5
Johnson	4-3	89	19-28	.679	1-3	.333	3-4	.750	12	23	35	8	12-0	3	6	6	42	10.5
Zeller	4-1	34	5-9	.556	0-0	---	7-8	.875	4	5	9	0	7-0	0	4	2	17	4.3
Lee	2-1	27	2-9	.222	0-0	---	4-6	.667	1	5	6	5	3-0	1	2	1	8	4.0
Olynyk	3-0	51	4-18	.222	0-6	.000	4-6	.667	3	2	5	2	6-0	1	4	1	12	4.0
Jerebko	3-0	44	3-16	.188	1-5	.200	0-0	---	1	13	14	3	3-0	1	1	1	7	2.3
Mickey	2-0	2	0-0	---	0-0	---	2-2	1.000	1	1	2	1	1-0	0	0	0	2	1.0
Rozier	4-0	24	0-7	.000	0-1	.000	2-2	1.000	5	2	7	4	2-0	0	4	0	2	0.5
Hunter	2-0	11	0-3	.000	0-1	.000	0-0	---	0	2	2	0	1-0	0	1	0	0	0.0
CELTICS	4	960	159-367	.433	38-103	.369	72-85	.847	50	149	199	106	76-0	39	64	18	428	107.0

BOSTON CELTICS

DATE		PHI	OPP
11/30/49	A	W 87	71
3/12/50	H	W 96	72
12/8/50	A	W 86	85
12/26/50	A	L 100	102
1/1/51	H	W 106	89
1/28/51	H	W 104	83
1/30/51	A	L 87	96
2/2/51	A	L 90	96*
2/15/51	H	W 94	80
3/18/51	H	W 97	89
11/15/51	H	W 97	95
12/19/51	A	L 97	103
1/3/52	H	W 107	81
1/27/52	H	W 91	86
2/6/52	A	L 88	99
2/24/52	H	L 75	77
2/27/52	A	L 81	88
3/12/52	A	W 89	71
3/13/52	H	W 89	70
11/8/52	A	L 83	106
11/13/52	H	W 96	81
11/30/52	H	W 78	66
12/16/52	N	L 83	88
12/18/52	A	L 77	91
12/20/52	H	W 90	86
12/31/52	A	L 87	97
2/4/53	A	L 92	105
2/17/53	N	W 84	65
3/12/53	H	W 84	70
3/17/53	H	W 72	68
11/14/53	A	L 66	77
11/26/53	H	W 93	86
11/28/53	N	L 80	91
12/13/53	H	W 108	74
12/19/53	A	W 90	83
12/30/53	N	W 96	89
1/1/54	A	L 92	95
2/10/54	A	L 79	94
2/25/54	H	L 96	101
3/11/54	H	W 97	95*
11/6/54	A	L 84	107
11/21/54	H	W 110	104
12/9/54	H	W 120	107
12/11/54	A	L 90	94
1/1/55	H	W 108	102
1/20/55	H	W 92	87
1/28/55	A	L 90	101
2/4/55	A	L 88	114
2/8/55	N	W 115	88
2/9/55	A	L 94	104
2/17/55	H	W 107	93
2/22/55	N	L 95	97
11/24/55	H	W 111	103
11/29/55	N	L 97	105
12/11/55	H	W 101	89
12/17/55	A	W 110	104
12/30/55	N	L 103	110
1/7/56	H	L 99	105*
1/13/56	A	L 104	119
1/21/56	N	L 96	100
2/9/56	H	L 97	98
3/1/56	H	W 111	100
3/7/56	A	L 98	111
3/14/56	A	L 103	122
11/11/56	H	L 83	94
11/24/56	A	L 99	114
12/9/56	H	W 116	110
12/30/56	A	L 92	105
1/4/57	N	W 116	106
1/23/57	A	L 108	140
1/30/57	A	W 119	116
1/31/57	H	W 105	104
2/5/57	N	L 101	105
2/17/57	H	W 116	106
3/9/57	H	W 104	102
3/10/57	A	W 94	92
11/2/57	A	L 83	107
11/3/57	N	L 95	113
11/30/57	A	L 112	118
12/1/57	H	W 118	109
1/4/58	H	W 115	106
1/17/58	A	L 99	120
1/25/58	H	W 112	100
1/26/58	A	L 95	118
2/9/58	H	W 123	98
2/11/58	N	W 84	76
2/12/58	A	L 101	119
3/2/58	H	L 100	107
11/5/58	H	L 115	117
12/4/58	N	L 114	116
12/6/58	A	W 101	92
12/7/58	H	W 108	104
12/16/58	N	L 104	108
12/29/58	A	L 105	107
1/21/59	H	W 134	112
2/1/59	A	L 137	139*
2/14/59	A	L 121	124
2/19/59	H	W 113	105
3/4/59	A	L 114	120
3/5/59	H	W 142	118

DATE		PHI	OPP
10/24/59	H	L 109	121
11/18/59	H	W 138	103
11/20/59	A	L 101	114
12/20/59	H	L 127	132
1/3/60	H	W 114	113
1/4/60	A	L 120	127
1/5/60	N	W 145	143*
1/12/60	N	W 127	120
1/23/60	A	L 121	130
1/24/60	H	L 110	131
2/5/60	A	L 100	124
3/3/60	H	W 149	108
3/6/60	A	L 117	126
11/19/60	H	L 94	114
11/26/60	A	L 110	129
12/7/60	A	W 142	134
12/15/60	N	L 105	115
1/1/61	H	L 96	113
1/12/61	N	L 118	124*
1/21/61	H	W 127	124
2/8/61	H	W 130	108
2/19/61	H	L 106	116
2/24/61	A	L 128	144
3/8/61	A	L 127	136
3/11/61	A	L 116	126
3/12/61	H	L 134	136*
11/4/61	A	L 107	127
12/8/61	A	L 111	123
12/9/61	H	L 102	106
12/25/61	H	L 122	127
1/13/62	N	W 127	117
1/19/62	A	L 103	128
1/20/62	H	L 101	107
2/8/62	H	W 122	110
2/22/62	N	L 106	134
2/23/62	A	L 107	121
2/25/62	H	L 106	110
3/13/62	A	L 110	142
10/27/62	A	L 98	118
11/16/62	H	W 113	105
11/22/62	N	W 130	120
12/1/62	A	L 110	129
12/8/62	H	W 102	97
1/11/63	A	L 117	134
1/19/63	H	W 149	148*
2/1/63	A	W 125	111
2/6/63	H	W 126	109
2/15/63	N	L 114	123
3/16/63	H	L 121	125
3/17/63	A	L 116	125
11/1/63	H	L 102	119
11/29/63	N	L 78	112
12/13/63	H	L 84	111
1/11/64	H	W 115	108
1/12/64	A	L 112	123
1/31/64	A	L 97	114
2/1/64	H	L 111	119
2/9/64	A	L 109	120
2/18/64	N	L 93	103
2/21/64	H	W 144	119
3/1/64	A	L 93	108
3/3/64	N	L 94	108
11/12/64	N	W 110	109
11/14/64	H	L 102	113
11/21/64	N	W 108	96
12/11/64	H	L 109	118
1/15/65	A	L 95	104
1/23/65	N	W 104	100
1/27/65	A	L 98	115
1/29/65	H	W 118	105
3/6/65	H	W 103	98
3/7/65	A	L 111	133
11/6/65	A	L 91	101
11/12/65	H	W 123	114
12/3/65	A	W 119	103
12/28/65	H	W 102	93
1/14/66	H	W 112	100
1/16/66	A	L 122	137
2/6/66	A	L 99	100
2/12/66	N	L 83	85
3/5/66	H	W 102	85
3/6/66	A	W 113	110
10/29/66	H	W 138	96
11/5/66	A	L 87	105
12/11/66	A	L 103	117
12/28/66	H	W 113	108
1/15/67	A	W 110	95
1/24/67	H	L 106	118
2/12/67	A	L 112	113
3/8/67	A	W 115	113*
3/11/67	H	L 114	116
10/28/67	A	L 95	104
11/18/67	H	L 111	116
12/14/67	A	L 101	102
12/29/67	H	W 133	123
1/28/68	A	L 103	115
1/30/68	H	W 125	118
3/3/68	A	W 133	127
3/8/68	H	W 101	96
11/1/68	A	L 99	118

DATE		PHI	OPP
11/30/68	H	L 113	117*
1/11/69	H	L 101	111
1/24/69	A	W 120	111
2/9/69	A	L 117	122*
2/16/69	H	W 127	102
3/12/69	H	L 117	126
11/1/69	H	L 123	131
11/26/69	A	W 135	114
12/5/69	A	W 105	104
1/4/70	H	W 130	120
1/28/70	A	L 100	112
3/6/70	H	W 150	134
10/31/70	H	L 102	133
11/4/70	A	L 113	115
1/2/71	H	L 120	125
1/10/71	A	W 115	107
1/31/71	A	L 126	132
2/2/71	H	W 108	105
12/28/71	H	L 116	120
12/31/71	A	L 119	131
1/30/72	A	L 114	130
3/15/72	H	L 115	120
3/17/72	N	L 111	127
3/22/72	A	L 106	113
10/23/72	A	L 85	105
12/1/72	H	L 99	105
12/2/72	A	L 120	131
12/30/72	N	L 107	117
1/13/73	H	L 95	111
2/3/73	H	L 100	104
2/4/73	A	L 115	123
10/13/73	H	L 106	111
10/19/73	A	L 102	133
12/31/73	A	L 97	106
1/5/74	N	L 102	108*
1/25/74	A	L 97	112
2/1/74	N	L 105	106
3/16/74	H	L 127	146
3/27/74	H	W 117	108
11/1/74	A	L 98	114
11/23/74	H	W 98	96
12/17/74	A	W 113	109
12/18/74	H	L 99	131
1/19/75	A	L 100	102
2/7/75	A	W 98	95
3/5/75	H	L 107	116
4/5/75	H	L 97	111
11/14/75	A	W 119	109
12/20/75	H	L 97	111
1/11/76	H	W 118	107
1/16/76	A	L 110	118
3/3/76	H	W 123	110
3/20/76	H	L 96	103*
3/21/76	A	L 100	108
11/23/76	H	W 116	102
1/22/77	H	W 109	94
1/23/77	A	W 91	83
4/3/77	A	L 90	96
11/18/77	A	W 121	112
1/8/78	H	W 94	91
3/10/78	H	W 120	109
3/12/78	A	W 105	103
1/20/79	H	L 102	108
1/21/79	A	W 91	87
3/7/79	H	W 114	107
3/25/79	A	L 94	103
11/10/79	H	W 95	94
12/19/79	A	L 89	112
12/22/79	H	W 126	113
2/6/80	A	L 110	129
3/7/80	A	L 92	111
3/30/80	H	W 116	110
11/1/80	H	W 117	113*
1/28/81	A	L 101	104
2/4/81	H	W 107	104
3/1/81	A	L 107	114
3/22/81	H	W 126	94
3/29/81	A	L 94	98
12/4/81	A	L 103	111
12/19/81	H	W 123	118*
1/8/82	A	L 90	96
3/21/82	H	L 111	123
3/28/82	A	W 116	98
4/11/82	H	L 109	110*
11/6/82	H	W 119	115**
12/10/82	A	L 97	123
12/21/82	H	W 122	105
3/4/83	A	L 110	115
3/16/83	H	W 105	100
4/17/83	A	L 101	114
11/19/83	H	W 92	91
12/4/83	A	W 121	114*
1/13/84	H	L 104	105
1/25/84	A	L 98	102
2/12/84	A	W 109	91
3/25/84	H	W 119	114**
11/9/84	A	L 119	130
12/12/84	H	W 110	107
1/20/85	A	L 97	113
1/30/85	H	W 122	104

DATE		PHI	OPP
3/29/85	A	L 108	112
4/9/85	H	W 113	104
11/22/85	A	L 103	110
11/26/85	H	L 91	98
12/21/85	H	W 108	102
1/26/86	A	L 103	105
3/16/86	A	L 101	118
4/6/86	H	W 95	94
11/25/86	H	W 102	100
12/5/86	A	L 106	108
12/19/86	H	W 122	100
1/25/87	A	L 96	111
3/29/87	A	L 100	118
4/5/87	H	W 106	104*
11/20/87	H	W 116	85
12/20/87	A	L 87	124
12/22/87	H	L 115	118
1/31/88	A	L 85	100
3/25/88	A	W 97	93
4/10/88	H	L 108	117
11/5/88	H	W 129	115
12/9/88	A	L 107	121
1/18/89	H	W 115	104
1/20/89	A	L 109	117
3/26/89	A	L 103	105
3/28/89	H	W 117	115*
11/14/89	A	L 94	96
12/22/89	A	W 89	88
3/11/90	A	L 105	107
3/28/90	H	W 122	104
4/22/90	H	L 98	118
12/1/90	H	W 116	110
12/19/90	A	L 105	115
1/25/91	H	W 116	94
3/17/91	A	L 105	110
4/18/91	H	W 122	97
11/15/91	A	L 97	122
1/17/92	A	L 95	98
2/1/92	H	W 126	110
4/14/92	H	L 94	99
11/13/92	A	W 126	115
11/28/92	H	L 109	117
2/5/93	A	L 93	105
3/10/93	H	L 100	104
3/31/93	A	L 103	109
11/10/93	H	L 89	91
12/13/93	A	L 107	112
1/10/94	H	W 99	94
3/27/94	A	L 122	124*
4/3/94	H	L 112	135
11/26/94	H	L 99	108
12/23/94	A	W 85	77
3/24/95	H	L 75	107
4/7/95	A	L 81	91
12/9/95	H	L 98	124
12/13/95	A	L 100	111
3/13/96	A	L 100	110
3/29/96	H	L 95	101
11/8/96	A	W 115	105
1/22/97	A	W 127	125*
3/28/97	H	W 113	105
4/18/97	H	L 113	119
11/15/97	H	L 101	107
12/15/97	A	L 83	100
3/22/98	A	L 90	108
3/29/98	H	W 99	94
3/26/99	H	L 84	90
4/9/99	A	W 83	67
4/21/99	A	W 80	78
12/4/99	H	W 77	74
3/12/00	A	L 77	93
3/24/00	H	W 117	115**
4/7/00	A	W 102	97
11/11/00	H	W 85	83
11/20/00	A	W 114	90
3/11/01	A	W 97	91
4/9/01	H	W 108	95
12/17/01	H	W 99	83
1/25/02	A	W 106	90
3/4/02	H	L 94	100
3/22/02	A	W 96	91
11/13/02	A	L 81	91
12/4/02	H	W 99	93
1/20/03	H	L 99	100
4/10/03	A	W 99	78
11/21/03	H	W 87	85
12/21/03	A	L 84	87
2/7/04	H	L 80	110
3/28/04	A	L 65	89
11/3/04	A	W 98	95
11/24/04	H	W 110	97
4/3/05	A	W 97	93
4/12/05	H	L 98	105
11/30/05	A	L 103	110
1/13/06	H	W 125	124***
3/8/06	A	L 101	104
4/7/06	H	L 99	109
12/13/06	H	L 81	101
12/22/06	A	W 98	83
3/30/07	H	W 88	82

DATE		PHI	OPP
4/11/07	A	W 102	94
12/5/07	H	L 103	113
1/18/08	A	L 89	116
3/10/08	H	L 86	100
3/24/08	A	W 95	90
11/28/08	A	L 78	102
12/23/08	A	L 91	110
2/3/09	H	L 99	100
4/14/09	H	L 98	100
11/3/09	H	L 74	105
11/25/09	A	L 110	113
12/18/09	A	W 98	97
3/5/10	H	L 86	96
12/9/10	H	L 101	102
12/22/10	A	L 80	84
3/11/11	H	W 89	86
4/5/11	A	L 82	99
3/7/12	H	W 103	71
3/23/12	H	W 99	86
4/8/12	A	L 79	103
11/9/12	A	W 106	100
12/7/12	H	W 95	94*
12/8/12	A	L 79	92
3/5/13	H	L 101	109
1/29/14	A	W 95	94
2/5/14	H	L 108	114
4/4/14	A	W 111	102
4/14/14	H	W 113	108
11/19/14	H	L 90	101
12/15/14	H	L 87	105
2/6/15	A	L 96	107
3/16/15	A	L 89	108
10/28/15	A	L 95	112
11/25/15	A	L 80	84
1/24/16	H	L 92	112
3/20/16	H	L 105	120

*overtime
***double-overtime*
****triple-overtime*

BROOKLYN NETS

Kenny Atkinson

2016-17 SCHEDULE

12/18/16	@ PHI
1/8/17	@ BKN
3/28/17	@ BKN
4/4/17	@ PHI

ALL-TIME SERIES RESULTS

Overall:	105-79
Home:	59-33
Away:	46-46

PLAYOFFS

Overall:	4-3
Home:	1-3
Away:	3-0

GENERAL INFORMATION

Franchise Timeline (Established) ..... New Jersey Nets (1977-78), Brooklyn Nets (2012-13)
Address ..... HSS Training Center (168 39th St., 8th Floor) Brooklyn, NY 11232
Principal Owner ..... Mikhail Prokhorov
Chief Executive Officer ..... Brett Yormark
General Manager ..... Sean Marks
Head Coach ..... Kenny Atkinson
Assistant Coaches ..... Jacque Vaughn, Chris Fleming, Bret Brielmaier, Adam Harrington and Jordan Ott
Head Athletic Trainer/Physical Therapist ..... Lloyd Beckett
Public Relations ..... Gary Sussman, Aaron Harris, Eli Pearlstein
Home Court ..... Barclays Center (17,732)

BROADCAST INFORMATION

Radio ..... WFAN (660 AM/101.9 FM): Chris Carrino, Tim Capstraw
Television ..... YES Network: Ian Eagle, Mike Fratello, Ryan Ruocco, Jim Spanarkel, Donny Marshall, Sarah Kustok

ALL-TIME SERIES INFORMATION

SIXERS

Largest Margin of Victory: 35, 2/5/86
Most Pts. Scored: 142, 2/5/86
Fewest Pts. Scored: 67, 4/5/09

NETS

Largest Margin of Victory: 36, 12/16/13
Most Pts. Scored: 131, 3/15/16
Fewest Pts. Scored: 77, 12/14/10

SIXERS 2015-16 SEASON SERIES STATISTICS VS. NETS

PLAYER	G-GS	MIN	FG-A	PCT	3FG-A	PCT	FT-A	PCT	OFF	DEF	TOT	AST	PF-DQ	STL	TO	BLK	PTS	AVG
Okafor	2-2	64	16-31	.516	0-0	---	12-12	1.000	11	16	27	2	4-0	1	4	5	44	22.0
Smith (TOT)	2-2	62	10-26	.385	3-10	.300	5-7	.714	2	8	10	15	5-0	0	2	0	28	14.0
Smith (PHI)	2-2	62	10-26	.385	3-10	.300	5-7	.714	2	8	10	15	5-0	0	2	0	28	14.0
Noel	4-4	116	25-46	.543	0-0	---	5-9	.556	11	15	26	7	17-0	11	14	7	55	13.8
Landry	2-1	51	10-16	.625	0-1	.000	6-8	.750	3	13	16	5	5-0	1	1	1	26	13.0
McConnell	4-1	89	21-32	.656	7-9	.778	3-4	.750	2	7	9	16	3-0	7	8	0	52	13.0
H. Thompson	4-2	119	14-36	.389	6-20	.300	7-9	.778	2	11	13	8	7-0	2	2	1	41	10.3
Covington	3-3	70	9-25	.360	6-18	.333	3-4	.750	2	12	14	1	11-1	4	0	1	27	9.0
Wroten	1-1	17	3-5	.600	0-1	.000	3-6	.500	1	3	4	2	0-0	1	2	0	9	9.0
Canaan	4-2	108	11-36	.306	7-27	.259	5-5	1.000	3	8	11	8	9-0	2	2	1	34	8.5
Stauskas	4-1	100	11-35	.314	3-21	.143	9-11	.818	2	10	12	8	3-0	2	7	1	34	8.5
Grant	3-1	65	9-22	.409	2-8	.250	5-6	.833	6	11	17	4	5-0	2	2	5	25	8.3
Holmes	2-0	29	6-11	.545	0-0	---	4-4	1.000	1	0	1	1	4-0	2	3	0	16	8.0
Marshall	2-0	39	4-8	.500	0-0	---	0-0	---	0	1	1	5	6-0	1	7	1	8	4.0
Brand	2-0	19	2-7	.286	0-0	---	0-0	---	0	2	2	3	4-0	1	1	1	4	2.0
Sampson	1-0	3	0-2	.000	0-2	.000	0-0	---	0	0	0	0	0-0	0	1	0	0	0.0
Weems (TOT)	2-0	12	0-2	.000	0-1	.000	0-0	---	0	0	0	0	1-0	0	1	1	0	0.0
Weems (PHI)	1-0	9	0-2	.000	0-1	.000	0-0	---	0	0	0	0	1-0	0	1	0	0	0.0
76ERS	4	960	151-340	.444	34-118	.288	67-85	.788	46	117	163	85	84-1	37	63	24	403	100.8

NETS 2015-16 SEASON SERIES STATISTICS VS. SIXERS

PLAYER	G-GS	MIN	FG-A	PCT	3FG-A	PCT	FT-A	PCT	OFF	DEF	TOT	AST	PF-DQ	STL	TO	BLK	PTS	AVG
Bogdanovic	3-2	93	24-42	.571	6-16	.375	9-10	.900	3	11	14	6	4-0	0	7	0	63	21.0
Young	4-4	145	29-57	.509	0-1	.000	17-25	.680	11	35	46	9	12-1	7	10	4	75	18.8
Lopez	4-4	124	24-48	.500	1-2	.500	17-21	.810	13	16	29	6	11-0	1	10	5	66	16.5
Kilpatrick (TOT)	2-0	47	10-16	.625	3-7	.429	6-6	1.000	1	5	6	2	2-0	0	3	0	29	14.5
Kilpatrick (BRK)	2-0	47	10-16	.625	3-7	.429	6-6	1.000	1	5	6	2	2-0	0	3	0	29	14.5
Bargnani	2-0	32	9-20	.450	0-0	---	7-9	.778	4	4	8	3	2-0	0	0	0	25	12.5
Sloan	3-3	79	8-21	.381	1-4	.250	10-11	.909	1	14	15	16	5-0	3	5	0	27	9.0
Brown	4-1	89	11-21	.524	5-9	.556	6-6	1.000	0	9	9	7	8-0	3	5	0	33	8.3
Ellington	4-3	79	12-29	.414	6-16	.375	2-2	1.000	2	12	14	7	5-0	4	2	0	32	8.0
Johnson	2-2	62	5-17	.294	2-8	.250	4-4	1.000	0	0	0	5	2-0	0	2	0	16	8.0
Larkin	4-0	91	12-27	.444	0-3	.000	6-6	1.000	1	7	8	13	4-0	9	7	1	30	7.5
Reed	1-0	13	3-4	.750	0-0	---	0-0	---	0	3	3	0	1-0	0	1	0	6	6.0
Jack	1-1	27	2-7	.286	1-2	.500	0-0	---	1	5	6	8	2-0	0	3	0	5	5.0
Robinson	4-0	44	2-9	.222	0-0	---	3-4	.750	4	5	9	2	9-0	1	5	2	7	1.8
Karasev	2-0	21	1-6	.167	1-2	.500	0-0	---	1	2	3	2	1-0	1	2	0	3	1.5
McCullough	2-0	15	0-3	.000	0-0	---	1-2	.500	1	1	2	0	3-0	1	0	1	1	0.5
NETS	4	960	152-327	.465	26-70	.371	88-106	.830	43	129	172	86	71-1	30	63	13	418	104.5

BROOKLYN NETS

DATE	H/A	W/L	PHI	OPP
10/30/76	H	W	104	80
1/2/77	A	W	139	110
2/4/77	H	L	112	113
3/20/77	A	W	111	104
11/4/77	A	W	107	104
11/9/77	H	W	130	107
1/14/78	A	W	136	120
2/19/78	H	W	120	110
11/8/78	H	W	123	117
11/14/78	A	L	108	124
3/11/79	A	L	103	104
3/23/79	H	W	110	98
10/17/79	A	W	113	88
11/24/79	H	W	91	82
1/9/80	H	W	108	105
1/18/80	A	W	112	105
3/21/80	H	W	108	99
3/28/80	A	L	92	99
10/15/80	A	W	119	111
11/15/80	H	W	115	108
12/14/80	A	W	114	107
12/19/80	H	W	122	107
1/14/81	H	W	110	105
3/17/81	A	L	120	126*
12/5/81	A	W	114	105
1/9/82	H	L	113	120
1/17/82	A	L	97	105
2/5/82	H	W	116	112
3/24/82	H	L	106	111
4/7/82	A	W	116	113
10/30/82	H	W	110	99
11/13/82	A	W	110	100
3/6/83	A	L	106	112
3/25/83	H	L	92	101
4/1/83	H	L	104	111
4/15/83	A	W	100	98
11/5/83	A	W	119	112
12/9/83	H	L	93	100
1/6/84	H	W	108	104
2/17/84	H	W	114	109
2/21/84	A	L	116	119*
4/10/84	A	L	102	106
10/30/84	A	W	118	96
12/2/84	H	W	114	112
12/22/84	H	W	107	93
2/2/85	A	L	96	101
3/16/85	H	W	127	107
4/10/85	A	L	100	125

DATE	H/A	W/L	PHI	OPP
11/1/85	A	L	102	106
11/27/85	A	W	111	100
1/14/86	A	W	123	105
1/15/86	H	L	89	123
2/5/86	H	W	142	107
3/22/86	H	W	123	115
12/6/86	H	W	105	100
12/12/86	A	L	90	123
2/4/87	A	W	121	95
3/7/87	H	L	102	114
3/27/87	H	W	110	99
4/3/87	A	L	109	113
12/23/87	A	W	110	106
1/13/88	H	W	104	95
2/14/88	A	L	105	109
2/19/88	H	W	115	100
3/22/88	A	L	90	102
4/21/88	H	W	104	101
12/16/88	A	W	114	106
1/11/89	H	W	103	94
11/28/89	A	W	123	105
2/17/89	H	L	127	129*
3/15/89	H	W	100	96
4/20/89	A	W	105	92
12/12/89	A	L	82	97
1/20/90	H	W	108	98
2/14/90	H	W	122	112
3/16/90	H	W	119	110
3/19/90	A	W	108	94
11/3/90	H	W	112	110*
11/27/90	A	L	92	98
1/12/91	H	W	109	99
2/23/91	A	W	103	90
3/26/91	A	L	95	98*
11/6/91	H	W	107	105
12/3/91	A	L	86	88
1/25/92	H	W	115	94
2/12/92	H	L	87	102
2/14/92	A	L	99	107
11/6/92	H	L	111	114
11/21/92	A	W	104	95
1/6/93	H	W	132	106
1/15/93	A	L	105	110*
3/30/93	A	L	77	91
11/13/93	A	W	98	97
2/23/94	H	L	102	106
3/6/94	A	L	99	126
4/19/94	H	L	110	115

DATE	H/A	W/L	PHI	OPP
1/13/95	H	L	101	110
3/3/95	A	W	102	98
3/8/95	H	L	108	115*
4/13/95	H	W	102	94
4/15/95	A	W	97	87
11/18/95	A	L	79	95
12/23/95	H	L	85	98
1/12/96	A	W	107	80
4/8/96	H	W	82	79
1/17/97	H	L	103	105*
3/21/97	H	W	112	110
3/26/97	A	L	105	123
4/16/97	A	W	113	105
12/5/97	A	L	88	107
2/14/98	H	L	98	105
2/21/98	A	W	98	89
3/25/98	H	L	86	91
3/12/99	H	W	100	93*
4/7/99	A	W	96	92
4/18/99	A	L	79	86
11/20/99	A	W	100	96
12/23/99	A	L	94	99
1/17/00	H	W	101	96
2/9/00	H	W	92	90
1/9/01	A	W	104	87
1/19/01	H	W	97	86
2/4/01	A	L	89	96
3/7/01	H	W	102	94
11/17/01	A	W	94	82
3/1/02	H	W	110	102
3/27/02	H	L	80	88
3/30/02	A	L	92	102
1/15/03	H	W	108	107
2/5/03	H	L	85	111
2/16/03	A	W	90	83
3/16/03	A	W	92	87
1/9/04	H	W	97	81
1/27/04	H	L	76	94
2/8/04	A	L	87	99
4/11/04	A	L	75	89
11/10/04	H	W	108	100*
2/7/05	A	L	97	107*
3/2/05	H	L	93	99
4/17/05	A	L	83	104
12/10/05	A	W	107	95
1/18/06	H	L	90	101
4/12/06	A	W	116	96
4/18/06	H	W	91	88

DATE	H/A	W/L	PHI	OPP
12/2/06	A	L	107	112
2/5/07	H	W	100	98*
3/4/07	H	W	99	86
3/31/07	A	L	82	86
11/3/07	H	L	88	93
12/1/07	A	L	92	94*
3/22/08	H	W	91	87
4/1/08	A	W	108	99
12/6/08	H	L	84	95
1/31/09	H	L	83	85
2/23/09	A	L	96	98
4/5/09	A	L	67	96
11/6/09	H	W	97	94
11/11/09	A	W	82	79
1/31/10	A	W	83	79
3/17/10	H	W	108	97
11/27/10	H	W	102	86
12/14/10	A	W	82	77
2/2/11	A	W	106	92
4/1/11	H	W	115	90
1/25/12	H	L	90	97*
4/10/12	A	W	107	88
4/13/12	H	L	89	95
4/23/12	A	W	105	87
12/23/12	A	L	92	95
1/8/13	H	L	89	109
3/11/13	H	W	106	97
4/9/13	A	L	83	104
12/16/13	A	L	94	130
12/20/13	H	W	121	120*
2/3/14	A	L	102	108
4/5/14	H	L	101	105
11/26/14	H	L	91	99
12/12/14	A	L	70	88
1/9/15	A	W	90	88
3/14/15	H	L	87	94
12/10/15	A	L	91	100
2/6/16	H	W	103	98
3/11/16	H	W	95	89
3/15/16	A	L	131	114

** overtime*
***double-overtime*

CHARLOTTE HORNETS

Steve Clifford

2016-17 SCHEDULE

11/2/16	@ CHA
1/13/17	@ PHI
2/13/17	@ CHA

ALL-TIME SERIES RESULTS

Overall:	40-57
Home:	27-21
Away:	13-36

PLAYOFFS

Overall:	3-1
Home:	2-0
Away:	1-1

GENERAL INFORMATION

Franchise Timeline (Established) ..... Charlotte Hornets (1988-89), Charlotte Bobcats (2004-05), ... Charlotte Hornets (2014-15)
Address ..... 333 E. Trade Street; Charlotte, NC 28202
Chairman ..... Michael Jordan
Vice Chairman ..... Curtis Polk
General Manager ..... Rich Cho
Assistant General Manager ..... Chad Buchanan
Head Coach ..... Steve Clifford
Associate Head Coach ..... Patrick Ewing
Assistant Coaches ..... Stephen Silas, Pat Delany, Bob Weiss, Steve Hetzel, Bruce Kruetzer
Head Athletic Trainer ..... Steve Stricker
Public Relations ..... Mike Cristaldi, Josh Rosen, Brian Travis, Danny Franks
Home Court ..... Spectrum Center(19,077)

BROADCAST INFORMATION

Radio ..... WFNZ: Steve Martin, Matt Carroll
Cable Television ..... FOX Sports Southeast: Eric Collins, Dell Curry, Stephanie Ready

ALL-TIME SERIES INFORMATION

SIXERS

Largest Margin of Victory: 32, 3/11/05
Most Pts. Scored: 125, 2/7/94
Fewest Pts. Scored: 66, 4/5/95

HORNETS

Largest Margin of Victory: 52, 2/27/92
Most Pts. Scored: 136, 2/27/92
Fewest Pts. Scored: 63, 11/7/07

SIXERS 2015-16 SEASON SERIES STATISTICS VS. HORNETS

PLAYER	G-GS	MIN	FG-A	PCT	3FG-A	PCT	FT-A	PCT	OFF	DEF	TOT	AST	PF-DQ	STL	TO	BLK	PTS	AVG
Noel	2-1	54	13-20	.650	0-0	---	7-10	.700	2	10	12	4	7-0	2	5	0	33	16.5
Covington	4-3	114	15-44	.341	12-33	.364	8-11	.727	5	24	29	10	20-0	5	8	4	50	12
Grant	3-3	74	14-25	.560	2-4	.500	6-10	.600	3	10	13	3	9-0	3	2	4	36	12.0
Stauskas	4-1	110	14-40	.350	7-23	.304	10-12	.833	3	6	9	6	4-0	1	4	1	45	11
Landry	3-2	59	14-27	.519	0-0	---	5-6	.833	6	8	14	7	6-0	1	1	0	33	11.0
H. Thompson	4-2	109	14-40	.350	12-27	.444	4-7	.571	4	14	18	5	9-0	3	6	3	44	11
Smith (PHI)	3-3	105	13-39	.333	4-13	.308	1-3	.333	0	15	15	19	2-0	1	9	4	31	10
Brand	2-0	43	8-19	.421	0-1	.000	4-4	1.000	4	16	20	1	4-0	2	2	1	20	10.0
Okafor	1-1	30	4-12	.333	0-0	---	2-3	.667	2	5	7	2	0-0	0	3	0	10	10.0
Canaan	4-3	104	12-41	.293	8-27	.296	7-9	.778	0	7	7	4	8-0	5	4	2	39	9.8
Sampson	1-0	14	1-4	.250	0-2	.000	2-2	1.000	0	3	3	2	1-0	0	2	0	4	4.0
McConnell	4-1	84	5-24	.208	2-8	.250	2-2	1.000	2	14	16	20	6-0	2	2	1	14	3.
Marshall	2-0	20	1-4	.250	0-2	.000	0-0	---	0	3	3	2	1-0	1	1	1	2	1.
Wood	2-0	11	1-5	.200	0-0	---	0-0	---	0	1	1	0	0-0	0	0	1	2	1.0
Holmes	1-0	18	0-5	.000	0-2	.000	0-0	---	3	3	6	1	3-0	0	1	1	0	0.0
Pressey	1-0	10	0-1	.000	0-0	---	0-0	---	0	0	0	2	0-0	0	0	0	0	0.0
76ERS	4	960	129-350	.369	47-142	.331	58-79	.734	34	139	173	88	80-0	26	52	23	363	90.8

HORNETS 2015-16 SEASON SERIES STATISTICS VS. SIXERS

PLAYER	G-GS	MIN	FG-A	PCT	3FG-A	PCT	FT-A	PCT	OFF	DEF	TOT	AST	PF-DQ	STL	TO	BLK	PTS	AVG
Walker	4-4	144	30-70	.429	12-31	.387	21-27	.778	2	23	25	15	3-0	8	7	0	93	23.3
Batum	4-4	139	25-56	.446	8-21	.381	6-7	.857	3	20	23	29	6-0	3	11	0	64	16.0
Zeller	3-3	80	13-19	.684	0-0	---	15-16	.938	5	21	26	4	5-0	3	3	7	41	13.7
Jefferson	4-1	92	20-40	.500	0-0	---	12-14	.857	2	30	32	3	12-0	4	3	10	52	13.0
Lin	3-1	73	11-22	.500	1-4	.250	9-9	1.000	1	10	11	10	6-0	1	4	2	32	10.7
M. Williams	4-4	119	15-37	.405	4-15	.267	6-8	.750	11	21	32	3	3-0	2	3	5	40	10.0
Lee (TOT)	5-4	152	16-36	.444	3-6	.500	11-11	1.000	2	14	16	11	9-0	8	11	1	46	9.2
Lee (CHA)	3-3	102	9-22	.409	3-6	.500	7-7	1.000	2	12	14	8	8-0	5	6	1	28	9.3
Lamb	4-0	81	11-28	.393	2-8	.250	7-8	.875	1	15	16	7	7-0	2	5	1	31	7.8
Kaminsky	4-0	72	12-21	.571	3-9	.333	3-4	.750	2	19	21	6	8-0	2	3	3	30	7.5
Hawes	1-0	15	1-6	.167	0-4	.000	2-2	1.000	0	5	5	2	3-0	0	2	0	4	4.0
Roberts	1-0	13	1-3	.333	0-0	---	0-0	---	0	0	0	3	1-0	0	0	0	2	2.0
Daniels	3-0	5	2-3	.667	1-2	.500	0-0	---	0	0	0	0	0-0	0	0	0	5	1.7
Hansbrough	3-0	5	2-4	.500	1-1	1.000	0-0	---	0	2	2	1	0-0	1	0	0	5	1.7
Harrison	2-0	4	1-1	1.000	1-1	1.000	0-0	---	1	1	2	0	1-0	0	0	0	3	1.5
Gutierrez	2-0	14	1-1	1.000	0-0	---	0-0	---	0	1	1	3	0-0	0	2	0	2	1.0
HORNETS	4	960	154-333	.462	36-102	.353	88-102	.863	30	180	210	94	63-0	31	50	29	432	108.0

CHARLOTTE HORNETS

DATE	H/A	W/L	PHI	OPP
11/25/88	H	W	123	116
12/1/88	A	L	107	109
1/15/89	A	W	116	109
1/16/90	H	L	122	127
4/7/89	A	W	118	108
4/14/89	H	L	115	119
11/15/89	H	W	109	96
4/14/90	A	W	109	102
11/19/90	H	W	109	101
1/26/91	A	L	75	79
3/28/91	A	L	90	94
3/29/91	H	W	124	107
12/23/91	H	L	106	114
2/27/92	A	L	84	136
3/19/92	H	L	116	123
4/17/92	H	W	122	112
11/24/92	A	L	119	127
2/3/93	H	L	118	129
4/9/93	H	L	113	122
4/12/93	A	L	101	120
1/19/94	A	L	103	115
2/7/94	H	W	125	117
3/22/94	A	L	91	125
4/9/94	H	L	122	127
12/22/94	A	L	91	103
3/29/95	H	W	99	81
4/5/95	A	L	66	84
4/17/95	H	L	90	101
11/4/95	A	L	108	119
11/10/95	H	W	104	90
1/27/96	A	L	105	110
4/14/96	H	L	78	94
12/13/96	A	L	75	84
12/17/96	H	L	84	93
3/15/97	H	L	99	107
4/6/97	A	L	113	115
2/13/98	A	L	96	103
3/31/98	A	L	93	101
4/8/98	H	W	109	101
2/5/99	A	W	78	66
3/10/99	H	W	85	70
5/4/99	A	L	110	117
12/11/99	H	L	84	106
1/20/00	A	L	100	109
2/15/00	H	L	93	95
3/20/00	A	W	102	96
11/22/00	A	L	73	88
12/1/00	H	W	95	74
1/15/01	H	W	84	79
2/24/01	A	L	85	86
11/14/01	H	W	100	86
12/19/01	H	L	85	94
1/17/02	A	L	93	88
2/7/02	A	W	100	93
1/19/05	A	W	107	105
3/11/05	H	W	112	80
4/6/05	H	W	106	103
11/4/05	H	L	93	110
12/9/05	H	W	119	115
2/8/06	A	L	92	100
4/19/06	A	L	86	96
1/13/07	A	L	83	89
2/7/07	H	W	92	83
2/23/07	A	L	87	102
3/23/07	H	W	106	97
11/7/07	H	W	94	63
1/26/08	A	W	103	96
4/16/08	A	L	109	115
11/24/08	A	L	84	93
1/9/09	H	W	93	87
3/27/09	H	L	95	100
4/7/09	A	L	98	101
11/18/09	H	W	86	84
12/5/09	A	L	105	106
3/10/10	H	L	81	102
3/31/10	A	L	84	103
12/4/10	H	W	109	91
1/17/11	H	W	96	92*
1/20/11	A	L	97	100
1/27/12	H	W	89	72
2/13/12	A	W	98	89
3/19/12	A	W	105	80
11/30/12	A	W	104	98
2/9/13	H	W	87	76
3/30/13	H	W	100	92
4/3/13	A	L	83	88
12/6/13	A	L	88	105
1/15/14	H	W	95	92
4/2/14	H	L	93	123
4/12/14	A	L	105	111
12/19/14	H	L	91	109
2/7/15	H	W	89	81
4/4/15	A	L	91	92
11/20/15	A	L	88	113
3/2/16	H	L	99	119
3/29/16	H	L	85	100
4/1/16	A	L	91	100

*overtime

CHICAGO BULLS

Fred Hoiberg

2016-17 SCHEDULE

11/25/16	@PHI
1/29/17	@CHI
3/24/17	@CHI
4/6/17	@PHI

ALL-TIME SERIES RESULTS

Overall:	116-101
Home:	65-38
Away:	47-61
Neutral:	4-2

PLAYOFFS

Overall:	6-10
Home:	5-2
Away:	1-8

GENERAL INFORMATION

Franchise Timeline (Established) ..... Chicago Bulls (1966-67)
Address ..... 1901 West Madison Street; Chicago, Ill. 60612
Chairman ..... Jerry Reinsdorf
President and Chief Operating Officer ..... Michael Reinsdorf
Executive Vice President-Basketball Operations ..... John Paxson
General Manager ..... Gar Forman
Head Coach ..... Fred Hoiberg
Associate Head Coach ..... Jim Boylen
Assistant Coaches ..... Randy Brown, Charlie Henry, Pete Myers, Mike Wilhelm
Director of Sports Performance ..... Chip Schaefer
Head Athletic Trainer ..... Jeff Tanaka
Media Relations ..... Tim Hallam, Matt Yob, Beth Esler, Kristen Deahl
Home Court ..... United Center (20,917)

BROADCAST INFORMATION

Radio ..... WLS (AM 890): Chuck Swirsky, Bill Wennington,
Spanish Radio ..... WRTO (1200 AM): Omar Ramos, Matthew Moreno
Television ..... WGN (Ch. 9): Neil Funk, Stacey King
Cable Television ..... Comcast SportsNet Chicago: Neil Funk, Stacey King

ALL-TIME SERIES INFORMATION

SIXERS

Largest Margin of Victory: 41, 11/11/80
Most Pts. Scored: 145, 2x last 11/10/82
Fewest Pts. Scored: 74, 11/1/97

BULLS

Largest Margin of Victory: 45, 12/21/10
Most Pts. Scored: 148, 11/19/71
Fewest Pts. Scored: 67, 3/14/01

SIXERS 2015-16 SEASON SERIES STATISTICS VS. BULLS

PLAYER	G-GS	MIN	FG-A	PCT	3FG-A	PCT	FT-A	PCT	OFF	DEF	TOT	AST	PF-DQ	STL	TO	BLK	PTS	AVG
Covington	3-2	98	21-49	.429	15-34	.441	10-11	.909	7	11	18	4	10-1	3	4	2	67	22.3
Okafor	3-3	99	23-53	.434	0-1	.000	9-15	.600	10	17	27	4	5-0	2	4	4	55	18.3
Grant	3-3	95	13-34	.382	2-6	.333	9-14	.643	4	11	15	5	7-0	3	3	10	37	12.3
Smith (TOT)	3-2	87	15-40	.375	4-11	.364	2-2	1.000	2	10	12	18	8-0	3	5	1	36	12.0
Smith (PHI)	2-2	73	14-38	.368	4-11	.364	2-2	1.000	2	7	9	16	8-0	2	5	1	34	17.0
Wroten	1-1	18	4-11	.364	2-4	.500	2-4	.500	0	3	3	0	0-0	1	2	0	12	12.0
Marshall	1-1	37	4-8	.500	3-4	.750	0-0	---	1	2	3	5	2-0	1	1	0	11	11.0
Pressey	1-0	13	4-6	.667	2-2	1.000	1-2	.500	0	0	0	5	1-0	0	3	0	11	11.0
H. Thompson	4-0	112	15-34	.441	6-17	.353	2-3	.667	1	7	8	6	13-0	2	3	1	38	9.5
Landry	1-1	19	4-8	.500	0-1	.000	0-0	---	0	3	3	1	4-0	0	2	1	8	8.0
McConnell	4-1	90	14-30	.467	2-6	.333	2-3	.667	1	16	17	23	2-0	7	9	2	32	8.0
Wood	2-0	30	7-15	.467	1-3	.333	1-2	.500	3	7	10	0	1-0	2	1	0	16	8.0
Noel	2-1	57	6-17	.353	0-1	.000	3-4	.750	4	8	12	2	8-0	4	2	6	15	7.5
Stauskas	3-2	93	8-28	.286	5-16	.313	1-2	.500	0	8	8	8	6-0	6	4	0	22	7.3
Sampson	3-1	52	7-13	.538	1-3	.333	5-6	.833	3	9	12	2	5-0	1	4	0	20	6.7
Holmes	3-1	44	6-12	.500	0-3	.000	3-5	.600	3	1	4	4	7-0	0	1	2	15	5.0
Canaan	3-1	55	2-10	.200	2-6	.333	1-1	1.000	0	4	4	4	2-0	1	1	0	7	2.3
76ERS	4	985	152-366	.415	45-118	.381	51-74	.689	39	114	153	89	81-1	35	55	29	400	100.0

BULLS 2015-16 SEASON SERIES STATISTICS VS. SIXERS

PLAYER	G-GS	MIN	FG-A	PCT	3FG-A	PCT	FT-A	PCT	OFF	DEF	TOT	AST	PF-DQ	STL	TO	BLK	PTS	AVG
Butler	4-4	129	29-62	.468	3-8	.375	32-37	.865	10	21	31	24	6-0	6	10	2	93	23.3
Mirotic	4-3	110	24-51	.471	16-31	.516	12-15	.800	3	21	24	4	13-0	7	14	5	76	19.0
McDermott	4-1	119	27-54	.500	5-13	.385	5-6	.833	6	8	14	5	7-0	1	0	0	64	16.0
Gasol	2-2	55	12-24	.500	0-0	---	5-5	1.000	1	15	16	7	4-0	0	2	8	29	14.5
Holiday (TOT)	3-1	52	9-17	.529	5-9	.556	7-10	.700	1	2	3	6	3-0	3	5	1	30	10.0
Holiday (CHI)	1-1	37	9-15	.600	5-7	.714	6-8	.750	1	2	3	5	2-0	2	4	1	29	29.0
Snell	4-2	111	12-29	.414	5-12	.417	10-11	.909	2	23	25	4	5-0	2	6	2	39	9.8
Rose	2-2	54	8-17	.471	0-3	.000	2-3	.667	2	4	6	12	1-0	0	4	1	18	9.0
Gibson	3-2	81	10-19	.526	0-0	---	4-8	.500	12	11	23	5	5-0	4	4	3	24	8.0
Moore	3-0	57	10-17	.588	3-3	1.000	0-0	---	1	5	6	4	6-0	1	2	0	23	7.7
Noah	2-1	60	5-15	.333	0-1	.000	1-2	.500	8	23	31	16	6-0	3	8	3	11	5.5
Portis	4-0	52	7-17	.412	1-1	1.000	3-4	.750	4	11	15	2	1-0	2	6	1	18	4.5
Brooks	4-0	37	5-14	.357	0-3	.000	6-6	1.000	1	7	8	6	4-0	0	3	0	16	4.0
Hinrich	2-1	46	3-6	.500	2-4	.500	0-0	---	0	4	4	1	3-0	2	2	0	8	4.0
Felicio	2-1	30	2-8	.250	0-1	.000	2-2	1.000	4	5	9	5	2-0	0	2	2	6	3.0
Bairstow	2-0	7	1-4	.250	0-1	.000	0-0	---	1	1	2	0	2-0	0	0	0	2	1.0
BULLS	4	985	164-352	.466	40-88	.455	88-107	.822	56	161	217	100	67-0	30	68	28	456	114.0

CHICAGO BULLS

DATE	H/A	W/L	PHI	OPP
11/11/66	H	W	126	113
11/13/66	A	W	132	126
11/18/66	N	W	145	120
12/6/66	H	W	129	119
12/7/66	A	W	117	103
1/4/67	H	W	136	115
1/8/67	A	W	117	108
1/19/67	N	W	127	102
3/1/67	N	L	122	129
11/24/67	A	W	122	104
11/25/67	H	L	114	119
12/16/67	A	W	143	123
1/20/68	A	W	135	111
2/9/68	H	W	118	113
3/12/68	N	W	139	115
3/16/68	A	W	144	122
10/26/68	H	W	122	118
12/5/68	A	W	109	92
2/1/69	H	W	112	104
3/4/69	A	L	113	114
3/7/69	H	W	131	113
3/13/69	A	W	113	106
11/4/69	N	W	113	109
11/18/69	A	L	119	127
12/14/69	H	W	126	121
12/31/69	H	W	129	109
1/12/70	A	L	113	117
2/20/70	A	L	119	126
10/14/70	H	W	110	107
12/1/70	A	L	91	107
1/14/71	A	L	103	108
1/15/71	H	W	99	96
2/5/71	A	L	102	114
10/12/71	A	W	114	100
11/19/71	H	L	104	148
1/5/72	H	L	107	139
2/22/72	A	L	88	119
3/24/72	H	L	99	116
10/10/72	A	L	89	95
12/8/72	H	L	102	118
1/9/73	A	L	110	126
3/9/73	N	L	84	104
11/28/73	H	W	101	96
12/6/73	A	L	98	103
2/2/74	H	L	89	105
3/19/74	A	L	94	103
11/6/74	H	W	105	90
12/26/74	A	L	91	92
2/9/75	H	W	109	97
3/18/75	A	L	96	111
10/24/75	A	W	110	103
11/5/75	H	W	115	82
2/10/76	A	W	85	84
3/17/76	H	W	108	101
11/10/76	H	W	103	88
12/14/76	A	L	88	101
3/13/77	H	L	102	106

DATE	H/A	W/L	PHI	OPP
3/29/77	A	W	119	113
11/2/77	H	L	102	103
12/16/77	A	L	110	115
12/28/77	H	W	129	125*
2/7/78	A	L	106	108
12/5/78	A	L	91	96
1/3/79	H	W	111	98
2/1/79	A	W	128	105
3/28/79	H	W	112	96
11/17/79	A	L	103	106*
2/16/80	H	W	100	92
10/29/80	H	W	115	102
11/11/80	A	W	121	80
12/10/80	H	W	113	100
1/10/81	A	W	117	102
3/4/81	H	L	100	111
3/20/81	A	L	108	120
11/11/81	H	W	117	90
12/12/81	A	W	117	114*
2/7/82	H	W	123	107
3/2/82	A	L	109	112
3/31/82	H	W	99	98
4/6/82	A	W	117	104
11/10/82	H	W	145	108
1/19/83	H	W	126	106
1/25/83	A	W	116	99
2/10/83	A	W	116	110
2/25/83	H	W	116	111
3/29/83	A	L	95	97
11/1/83	H	W	99	91
2/7/84	A	L	89	104
2/10/84	H	L	91	100
3/31/84	A	W	111	104
4/15/84	H	W	129	115
11/17/84	A	W	109	100
12/15/84	A	W	114	102
2/1/85	H	W	121	110
3/30/85	A	W	122	117
4/5/85	H	W	116	113
11/13/85	H	W	110	106
12/12/85	A	L	102	106
1/17/86	A	W	120	118*
2/12/86	H	W	106	98
2/25/86	A	W	122	108
3/19/86	H	W	118	112
1/17/87	A	L	89	105
1/30/87	H	W	121	112
2/10/87	A	L	99	104
3/11/87	H	W	117	108
3/24/87	A	L	91	93
4/10/87	H	W	98	96*
11/7/87	A	L	94	104
12/8/87	A	W	109	96
1/27/88	H	L	109	119*
2/29/88	H	W	102	101
3/3/88	A	L	93	97
3/23/88	H	L	102	118

DATE	H/A	W/L	PHI	OPP
11/15/88	A	L	107	120
11/16/88	H	W	123	110
1/25/89	H	W	120	108
3/7/89	A	W	90	88
12/9/89	A	L	105	125
12/23/89	H	W	131	104
1/26/90	H	W	120	109
3/17/90	A	L	109	114
11/2/90	A	W	124	116
1/9/91	H	L	99	107
3/22/91	H	W	95	90
4/7/91	A	W	114	111*
11/1/91	A	L	90	110
12/7/91	H	W	103	100
1/14/92	A	L	80	103
3/8/92	H	L	99	103
12/19/92	A	W	98	96
1/9/93	H	W	104	91
3/24/93	H	L	100	113
4/20/93	A	L	94	123
12/8/93	H	W	95	88*
1/17/94	A	L	91	121
3/23/94	H	L	87	99
3/29/94	A	L	103	106
11/7/94	A	L	83	98
1/11/95	H	L	77	115
3/4/95	H	L	94	106
4/1/95	A	L	84	91
1/13/96	H	L	93	120
1/16/96	A	L	104	116
3/18/96	H	L	94	98
4/12/96	A	L	82	112
11/2/96	A	L	86	115
12/21/96	H	L	105	111
3/12/97	H	L	104	108
4/7/97	A	L	102	128
11/1/97	A	L	74	94
1/15/98	H	W	106	96
4/17/98	H	L	80	87
2/25/99	A	W	98	80
3/3/99	H	W	102	86
3/30/99	A	L	81	91
11/12/99	H	W	92	86
12/17/99	H	W	77	74
3/4/00	A	W	95	84
4/18/00	A	W	93	89
12/16/00	A	W	99	91
1/17/01	H	W	99	88
3/14/01	A	W	85	67
4/18/01	H	L	86	92
12/1/01	A	W	93	76
3/28/02	A	W	99	79
4/15/02	H	L	96	98
2/12/03	H	W	119	111*
2/19/03	A	W	110	82
4/2/03	H	W	108	101
4/15/03	A	L	106	115

DATE	H/A	W/L	PHI	OPP
11/7/03	A	W	106	85
12/4/03	H	W	83	82
3/6/04	H	W	97	88
3/9/04	A	W	89	81
12/10/04	A	W	93	88
1/12/05	A	L	78	110
3/19/05	H	L	88	94
2/16/06	A	L	84	117
2/25/06	H	W	108	102
4/5/06	H	L	92	99
4/8/06	A	W	89	75
11/24/06	H	W	123	108
12/6/06	A	L	94	121
3/14/07	H	L	87	88
11/2/07	A	W	96	85
1/11/08	H	L	97	100
3/14/08	A	W	110	106
3/26/08	H	W	121	99
11/30/08	H	L	92	103
12/2/08	A	W	103	95*
3/13/09	H	W	104	101
4/9/09	A	L	99	113
11/14/09	A	L	88	94
2/3/10	H	W	106	103*
2/20/10	A	L	90	122
3/20/10	H	L	84	98
12/21/10	A	L	76	121
1/7/11	H	W	105	99
3/28/11	A	W	97	85
2/1/12	H	W	98	82
3/4/12	H	L	91	96
3/17/12	A	L	80	89
12/1/12	A	L	88	93
12/12/12	H	L	89	96
2/28/13	A	L	82	93
11/2/13	H	W	107	104
1/18/14	A	L	78	103
3/19/14	H	L	94	102
3/22/14	A	L	81	91
11/7/14	H	L	115	118
3/11/15	H	L	95	104*
4/11/15	A	L	107	114
11/9/15	H	L	88	111
12/14/15	A	L	96	115
1/14/16	H	L	111	115*
4/13/16	A	L	105	115

** overtime*
***double-overtime*

CLEVELAND CAVALIERS

Tyronn Lue

2016-17 SCHEDULE

11/5/16	@ PHI
11/27/16	@ PHI
3/31/17	@ CLE

ALL-TIME SERIES RESULTS

Overall:	102-97
Home:	60-38
Away:	42-57
Neutral:	0-2

PLAYOFFS

Overall:	3-2
Home:	3-0
Away:	0-2

GENERAL INFORMATION

Franchise Timeline (Established) ..... Cleveland Cavaliers (1970-71)
Address ..... One Center Court; Cleveland, OH 44115-4001
Chairman ..... Dan Gilbert
General Manager ..... David Griffin
Head Coach ..... Tyronn Lue
Assistant Coaches ..... Jim Boylan, Mike Longabardi, James Posey, Damon Jones
Head Athletic Trainer ..... Steve Spiro
Basketball Communications ..... Tad Carper, B.J. Evans, Jeff Schaefer, Cherome Owens, Alyssa Dombrowski
Home Court ..... Quicken Loans Arena (20,562)

BROADCAST INFORMATION

Radio ..... WTAM (1100 AM): John Michael, Jim Chones, Mike Snyder
Television ..... FOX Sports Ohio: Fred McLeod, Austin Carr, Allie Clifton

ALL-TIME SERIES INFORMATION

SIXERS

Largest Margin of Victory: 54, 11/02/70
Most Pts. Scored: 148, 1/2/72
Fewest Pts. Scored: 67, 1/15/94

CAVALIERS

Largest Margin of Victory: 43, 1/15/94
Most Pts. Scored: 131, 3/20/73
Fewest Pts. Scored: 68, 11/23/01

SIXERS 2015-16 SEASON SERIES STATISTICS VS. CAVALIERS

PLAYER	G-GS	MIN	FG-A	PCT	3FG-A	PCT	FT-A	PCT	OFF	DEF	TOT	AST	PF-DQ	STL	TO	BLK	PTS	AVG
Okafor	4-4	122	31-64	.484	0-0	---	10-15	.667	9	15	24	3	11-0	0	6	0	72	18.0
Smith (TOT)	1-1	38	7-21	.333	1-1	1.000	3-3	1.000	1	6	7	10	0-0	1	5	0	18	18.
Smith (PHI)	1-1	38	7-21	.333	1-1	1.000	3-3	1.000	1	6	7	10	0-0	1	5	0	18	18.
Noel	4-4	135	26-48	.542	0-0	---	7-17	.412	12	29	41	8	7-0	8	9	9	59	14.8
Canaan	3-2	74	9-25	.360	6-14	.429	6-6	1.000	0	4	4	5	4-0	1	2	0	30	10.0
Stauskas	4-3	100	12-24	.500	7-19	.368	4-4	1.000	1	11	12	5	5-0	3	6	1	35	8.8
H. Thompson	4-0	105	11-23	.478	7-14	.500	5-6	.833	3	16	19	7	6-0	1	4	1	34	8.5
Marshall	1-1	18	3-7	.429	0-2	.000	2-2	1.000	0	2	2	4	1-0	0	3	0	8	8.0
McConnell	4-1	73	12-21	.571	2-5	.400	2-2	1.000	2	12	14	20	3-0	5	8	0	28	7.0
Grant	4-2	102	11-31	.355	0-7	.000	5-13	.385	6	10	16	6	14-0	2	4	4	27	6.8
Wroten	1-0	15	2-8	.250	0-4	.000	2-2	1.000	0	3	3	3	1-0	0	3	0	6	6.0
Covington	3-2	75	6-25	.240	2-16	.125	2-2	1.000	1	12	13	4	10-0	3	7	2	16	5.3
Sampson	4-0	44	7-13	.538	0-1	.000	3-6	.500	2	10	12	2	6-0	2	4	0	17	4.3
Holmes	3-0	37	3-7	.429	1-3	.333	5-7	.714	2	2	4	3	3-0	1	3	1	12	4.0
Landry	1-0	9	1-3	.333	0-0	---	1-2	.500	0	0	0	0	5-0	0	1	0	3	3.0
Pressey	1-0	8	1-4	.250	1-2	.500	0-0	---	0	1	1	1	0-0	1	2	0	3	3.0
Wood	2-0	6	2-3	.667	1-1	1.000	0-0	---	0	0	0	1	0-0	0	0	0	5	2.5
76ERS	4	960	144-327	.440	28-89	.315	57-87	.655	39	133	172	82	76-0	28	70	18	373	93.3

CAVALIERS 2015-16 SEASON SERIES STATISTICS VS. SIXERS

PLAYER	G-GS	MIN	FG-A	PCT	3FG-A	PCT	FT-A	PCT	OFF	DEF	TOT	AST	PF-DQ	STL	TO	BLK	PTS	AVG
James	4-4	132	46-80	.575	6-16	.375	15-20	.750	0	25	25	37	5-0	11	9	3	113	28.3
Williams	2-2	58	16-22	.727	2-5	.400	3-3	1.000	0	3	3	11	4-0	3	4	0	37	18.5
Love	4-4	121	19-45	.422	4-20	.200	10-14	.714	10	32	42	12	11-0	5	12	0	52	13.0
Dellavedova	4-0	108	18-37	.486	6-13	.462	5-6	.833	3	7	10	13	9-0	5	11	2	47	11.8
Irving	2-2	48	8-27	.296	3-8	.375	1-1	1.000	0	6	6	6	3-0	4	3	1	20	10.0
Jefferson	4-0	86	13-23	.565	7-10	.700	3-3	1.000	0	4	4	3	9-0	0	2	0	36	9.0
Smith	3-3	61	8-24	.333	5-13	.385	1-1	1.000	0	5	5	4	3-0	2	2	0	22	7.3
Mozgov	4-3	74	12-24	.500	0-2	.000	5-6	.833	8	16	24	2	8-0	0	4	5	29	7.3
Thompson	4-1	109	9-17	.529	0-0	---	9-14	.643	11	25	36	3	11-0	0	0	4	27	6.8
Jones	3-0	43	6-17	.353	5-11	.455	0-0	---	2	8	10	3	2-0	0	1	1	17	5.7
Kaun	1-0	6	2-3	.667	0-0	---	0-0	---	2	0	2	0	1-0	0	1	0	4	4.0
Shumpert	2-0	32	2-10	.200	0-3	.000	1-2	.500	0	4	4	4	0-0	1	0	1	5	2.5
Cunningham	4-1	51	2-8	.250	0-2	.000	3-6	.500	0	4	4	2	4-0	1	1	0	7	1.8
Varejao	3-0	24	1-6	.167	0-1	.000	0-0	---	1	2	3	1-4	0	2	3	0	2	0.7
Harris	2-0	7	0-1	.000	0-1	.000	0-0	---	0	1	1	1	0-0	0	0	0	0	0.0
CAVALIERS	4	960	162-344	.471	38-105	.362	56-76	.737	37	142	179	102	74-0	34	56	17	418	104.5

CLEVELAND CAVALIERS

DATE	H/A	W/L	PHI	OPP
11/2/70	H	W	141	87
12/27/70	A	L	101	114
1/16/71	H	W	115	96
3/9/71	A	W	124	113
10/24/71	A	W	111	93
10/27/71	H	W	120	106
11/28/71	A	L	120	124
12/29/71	N	L	102	103
1/2/72	A	W	148	119
2/16/72	H	W	126	116
10/25/72	H	L	108	113
10/31/72	A	L	116	126
1/12/73	N	L	109	113**
1/26/73	A	L	100	105
3/20/73	A	L	105	131
3/21/73	H	L	109	112
11/30/73	A	L	110	112
12/5/73	H	L	75	89
1/9/74	H	W	90	86
1/13/74	A	L	94	96
3/1/74	H	L	93	110
3/17/74	A	L	99	115
11/28/74	A	L	103	110
1/18/75	H	L	106	108
2/12/75	H	L	102	105
3/15/75	A	W	96	88
12/9/75	H	W	100	85
1/2/76	H	W	112	101
1/8/76	A	L	105	115
2/6/76	H	L	87	92
3/18/76	A	L	104	110
11/27/76	A	L	104	111
1/7/77	H	W	116	96
2/20/77	H	W	112	111
3/15/77	A	W	133	102
12/17/77	H	W	129	116
1/4/78	H	W	108	93
1/19/78	A	L	109	117
2/21/78	A	W	127	114
12/9/78	A	L	107	115
1/17/79	H	W	107	94
2/15/79	A	L	100	113
3/30/79	H	W	129	93
10/27/79	A	W	112	106
12/1/79	H	W	117	105
1/3/80	A	W	109	108
1/19/80	H	W	111	107
2/17/80	H	W	115	100
3/16/80	A	L	109	123
10/28/80	A	W	119	101
12/9/80	A	W	96	83
12/17/80	H	W	103	79
1/16/81	H	W	137	119
2/11/81	H	W	122	120*
3/27/81	A	W	138	117
10/30/81	H	W	128	104
11/20/81	A	W	99	94
12/11/81	H	W	131	113
3/26/82	A	W	115	111
4/2/82	H	W	135	115

DATE	H/A	W/L	PHI	OPP
11/26/82	A	W	120	102
12/15/82	H	W	99	93
1/18/83	A	W	98	90
3/27/83	H	W	94	80
4/3/83	A	W	96	84
12/16/83	H	W	115	105
1/7/84	A	L	98	106
1/18/84	A	W	109	107
1/20/84	H	W	109	106
2/23/84	A	L	109	116*
3/23/84	H	W	100	95
10/26/84	H	W	111	101
1/22/85	A	W	101	100
2/15/85	H	L	107	112
2/18/85	A	L	113	120
3/19/85	A	L	89	116
4/3/85	H	L	110	113
12/11/85	H	W	125	110
1/24/86	A	W	121	114
2/6/86	A	W	111	103
3/14/86	H	W	109	100
3/17/86	A	W	118	112*
4/4/86	H	W	122	102
12/13/86	A	L	120	123
12/17/86	H	L	107	110
1/28/87	H	W	109	107
3/10/87	A	W	100	91
3/31/87	A	W	116	105
4/1/87	H	W	108	99
11/21/87	A	L	88	101
11/24/87	H	W	108	104
1/9/88	H	W	126	110
2/17/88	H	L	107	115
4/23/88	A	L	99	104
11/23/88	H	W	104	91
1/31/89	A	L	103	118
2/18/89	A	L	100	118
3/22/89	H	W	100	97
4/11/89	A	L	90	92
11/29/89	H	W	114	84
1/12/90	H	L	102	113
1/23/90	A	W	103	88
3/13/90	A	L	102	119
11/10/90	A	L	88	104
11/23/90	H	W	111	105
3/31/91	H	W	110	101
4/21/91	A	L	110	123
11/26/91	H	L	91	95
11/27/91	A	L	97	107
1/11/92	A	L	102	108
2/5/92	H	L	108	110*
12/16/92	H	L	97	115
3/16/93	A	L	98	110
3/26/93	H	L	84	103
4/25/93	A	L	103	107
1/15/94	A	L	67	110
2/2/94	H	L	97	105
3/3/94	A	L	87	95
3/25/94	H	L	88	105
12/3/94	A	W	83	78

DATE	H/A	W/L	PHI	OPP
12/16/94	H	L	80	84
2/7/95	A	L	84	90
3/12/95	H	L	72	92
11/17/95	H	L	82	114
12/8/95	A	L	85	113
1/24/96	H	L	88	91
2/17/96	A	L	82	97
11/15/96	H	L	89	105
2/11/97	A	L	94	105
4/12/97	A	L	118	125
11/26/97	H	L	89	95
1/24/98	A	L	92	111
2/17/98	H	W	98	97
4/11/98	A	L	95	106
2/22/99	A	W	106	97
4/2/99	H	L	80	85
4/27/99	H	W	80	71
11/26/99	H	W	106	83
12/3/99	A	W	102	100*
2/18/00	H	W	104	75
3/14/00	A	W	98	97*
11/15/00	H	W	107	98
12/2/00	A	W	112	78
1/6/01	A	W	107	103
4/6/01	H	W	96	88
11/23/01	H	W	79	68
12/15/02	A	W	94	91
3/6/02	H	W	85	76
11/8/02	H	W	108	84
11/29/02	A	W	106	99
2/21/03	A	W	119	99
2/23/03	H	W	116	103
11/15/03	A	L	88	91*
12/19/03	H	L	81	88
1/24/04	A	L	87	95
3/26/04	H	W	86	71
3/4/05	H	W	98	89
3/18/05	A	W	93	81
4/8/05	H	W	103	98
11/19/05	H	L	120	123
2/4/06	A	W	100	95
2/22/06	H	W	116	107
4/4/06	A	L	91	124
11/25/06	A	L	95	108
1/24/07	A	W	118	115**
1/26/07	H	L	97	105
4/17/07	H	L	92	98
12/15/07	A	W	92	86
3/30/08	A	L	88	91
4/14/08	H	L	90	91
12/10/08	H	L	93	101
12/12/08	A	L	72	88
4/10/09	H	L	92	102
4/15/09	A	W	111	110*
11/21/09	A	L	91	97
12/16/09	H	L	101	108
3/12/10	H	L	95	100
11/5/10	H	L	116	123
11/16/10	A	L	94	101
12/7/10	H	W	117	97

DATE	H/A	W/L	PHI	OPP
2/27/11	A	W	95	91
2/11/12	A	W	99	84
3/27/12	H	W	103	85
4/18/12	A	W	103	87
11/18/12	H	W	86	79
11/21/12	A	L	83	92
3/29/13	A	W	97	87
4/14/13	H	W	91	77
11/8/13	H	W	94	79
11/9/13	A	L	125	127**
1/7/14	A	L	93	111
2/18/14	H	L	85	114
1/5/15	H	W	95	92
2/2/15	A	L	84	97
3/29/15	A	L	86	87
11/2/15	H	L	100	107
11/6/15	A	L	102	108
12/20/16	A	L	86	108
1/10/16	H	L	85	95

** overtime*

***double-overtime*

DALLAS MAVERICKS

Rick Carlisle

2016-17 SCHEDULE

2/1/17	@ DAL
3/17/17	@ PHI

ALL-TIME SERIES RESULTS

Overall:	33-36
Home:	17-18
Away:	16-18

GENERAL INFORMATION

Franchise Timeline (Established) ..... Dallas Mavericks (1980-81)
Address ..... 2500 Victory Avenue; Dallas, TX 75219
Owner ..... Mark Cuban
President of Basketball Operations/GM ..... Donn Nelson
Head Coach ..... Rick Carlisle
Assistant Coaches ..... Kaleb Canales, Melvin Hunt, Jamahl Mosley, Darrell Armstrong and Larry Shyatt
Head Athletic Trainer ..... Casey Smith
Basketball Communications ..... Sarah Melton, Scott Tomlin, Alan Rakowski
Home Court ..... American Airlines Center (19,200)

BROADCAST INFORMATION

Radio ..... ESPN Radio (103.3 FM): Chuck Cooperstein, Brad Davis
Spanish Radio ..... ESPN Deportes (1540 AM - Spanish): Victor Villalba
Television ..... FSN Southwest: Mark Followill, Derek Harper, Jeff Wade

ALL-TIME SERIES INFORMATION

SIXERS

Largest Margin of Victory: 32, 2/23/83
Most Pts. Scored: 133, 2/23/83
Fewest Pts. Scored: 70, 11/13/14

MAVERICKS

Largest Margin of Victory: 53, 11/13/14
Most Pts. Scored: 129, 2/21/16
Fewest Pts. Scored: 76, 2/11/08

SIXERS 2015-16 SEASON SERIES STATISTICS VS. MAVERICKS

PLAYER	G-GS	MIN	FG-A	PCT	3FG-A	PCT	FT-A	PCT	OFF	DEF	TOT	AST	PF-DQ	STL	TO	BLK	PTS	AVG
Okafor	2-2	64	20-34	.588	0-1	.000	10-13	.769	6	13	19	2	9-0	2	9	3	50	25.0
Covington	2-1	45	7-17	.412	4-11	.364	3-4	.750	2	8	10	2	7-0	2	4	0	21	10.5
H. Thompson	2-0	51	6-13	.462	5-10	.500	3-4	.750	0	7	7	2	7-0	2	2	0	20	10.0
McConnell	2-1	50	9-13	.692	1-3	.333	0-2	.000	1	7	8	12	7-0	4	4	1	19	9.5
Canaan	2-0	52	7-21	.333	4-16	.250	0-1	.000	0	2	2	2	4-0	1	3	0	18	9.0
Smith (TOT)	3-2	85	10-32	.313	1-3	.333	6-7	.857	0	11	11	22	6-0	3	7	2	27	9.0
Smith (PHI)	1-1	26	1-7	.143	0-0	---	1-2	.500	0	1	1	3	2-0	0	3	0	3	3.0
Grant	2-1	58	5-12	.417	0-1	.000	7-11	.636	3	5	8	1	7-0	2	5	1	17	8.5
Noel	2-2	57	7-16	.438	0-0	---	2-4	.500	3	14	17	3	8-0	3	6	2	16	8.0
Sampson	1-0	15	3-3	1.000	0-0	---	1-2	.500	0	2	2	2	3-0	0	3	0	7	7.0
Holmes	1-0	12	3-6	.500	0-2	.000	0-0	---	1	1	2	1	2-0	0	1	0	6	6.0
Stauskas	2-2	36	2-8	.250	2-5	.400	2-2	1.000	0	4	4	3	2-0	0	1	0	8	4.0
Marshall	1-0	6	1-2	.500	1-1	1.000	0-0	---	0	1	1	2	2-0	1	1	0	3	3.0
Landry	1-0	6	0-1	.000	0-0	---	1-2	.500	0	0	0	0	0-0	0	0	1	1	1.0
76ERS	2	480	71-153	.464	17-50	.340	30-47	.638	16	65	81	35	60-0	17	43	8	189	94.5

MAVERICKS 2015-16 SEASON SERIES STATISTICS VS. SIXERS

PLAYER	G-GS	MIN	FG-A	PCT	3FG-A	PCT	FT-A	PCT	OFF	DEF	TOT	AST	PF-DQ	STL	TO	BLK	PTS	AVG
Nowitzki	2-2	58	12-30	.400	8-15	.533	7-8	.875	0	12	12	2	7-0	2	1	1	39	19.5
Parsons	2-2	48	12-21	.571	1-7	.143	10-10	1.000	1	8	9	3	1-0	2	3	2	35	17.5
Matthews	2-2	56	10-22	.455	4-13	.308	4-4	1.000	1	4	5	3	5-0	2	2	0	28	14.0
Williams	2-2	60	7-18	.389	1-5	.200	12-12	1.000	0	6	6	14	5-0	1	3	0	27	13.5
Barea	2-0	37	8-15	.533	3-6	.500	2-2	1.000	0	3	3	6	2-0	1	2	0	21	10.5
Harris	2-0	40	5-12	.417	1-4	.250	6-8	.750	1	5	6	4	3-0	4	4	0	17	8.5
Powell	2-0	36	4-6	.667	0-0	---	5-7	.714	3	7	10	0	4-0	2	4	0	13	6.5
Felton	2-0	53	4-13	.308	0-3	.000	4-4	1.000	2	5	7	4	3-0	3	5	1	12	6.0
Pachulia	2-2	48	2-6	.333	0-0	---	7-9	.778	5	11	16	3	6-0	2	4	0	11	5.5
Lee (TOT)	2-1	27	2-9	.222	0-0	---	4-6	.667	1	5	6	5	3-0	1	2	1	8	4.0
Mejri	1-0	14	2-4	.500	0-0	---	0-0	---	4	2	6	0	3-0	1	0	1	4	4.0
Villanueva	2-0	16	3-11	.273	1-4	.250	0-0	---	3	2	5	0	2-0	0	0	0	7	3.5
Anderson	2-0	8	1-2	.500	0-0	---	2-2	1.000	0	2	2	0	1-0	0	0	0	4	2.0
Evans	2-0	5	1-1	1.000	1-1	1.000	0-0	---	0	0	0	0	0-0	0	1	0	3	1.5
MAVERICKS	2	480	71-161	.441	20-58	.345	59-66	.894	20	67	87	39	42-0	20	30	5	221	110.5

DATE	H/A	W/L	PHI	OPP
11/25/80	A	W	108	92
2/20/81	H	W	117	109
1/27/82	A	W	99	86
2/17/82	H	W	114	109
12/29/82	A	W	126	116*
2/23/83	H	W	133	101
2/15/84	A	L	116	119**
3/30/84	H	W	118	110
11/2/84	H	W	107	103
1/28/85	A	L	109	111
2/28/86	A	W	123	120
3/30/86	H	W	114	113
2/27/87	A	L	110	123
3/23/87	H	L	100	103
12/19/87	H	W	95	90
2/27/88	A	L	91	100
12/20/88	H	L	102	108
1/9/89	A	W	121	103
12/15/89	H	L	88	95
1/5/90	A	W	104	79
11/7/90	H	L	101	104
3/6/91	A	W	97	92
2/18/92	A	W	94	90
3/6/92	H	W	88	86
2/13/93	A	W	119	96
3/19/93	H	L	87	89
1/7/94	A	W	103	93
1/26/94	H	W	104	90
11/11/94	H	L	100	107
3/17/95	A	L	101	103
12/6/95	H	W	108	87
2/27/96	A	W	121	115
12/5/96	A	L	102	106
1/8/97	H	L	93	111
11/13/97	A	W	99	98
2/11/98	H	W	91	90
2/1/00	A	W	101	100
2/29/00	H	W	106	87
12/15/00	H	L	94	112
1/23/01	A	W	114	98
11/1/01	H	L	92	99
11/10/01	A	W	98	91
1/4/03	A	L	83	102
1/23/03	H	L	94	107
1/14/04	A	L	125	122**
3/22/04	H	W	107	98
1/29/05	A	W	93	89
4/1/05	H	L	83	100
11/9/05	H	W	112	97
2/27/06	A	L	92	104
12/15/06	A	L	79	93
2/11/07	H	L	89	106
11/13/07	A	L	84	99
2/11/08	H	W	84	76
1/2/09	A	L	86	96
1/19/09	H	L	93	95
11/30/09	A	L	102	104
1/22/10	H	W	92	81
11/12/10	A	L	90	99
3/1/11	H	L	93	101
2/17/12	H	L	75	82
11/27/12	H	W	100	98
12/18/12	A	L	100	107
11/18/13	A	L	94	97
2/21/14	H	L	112	124
11/13/14	A	L	70	123
11/29/14	H	L	103	110
11/16/15	H	L	86	92
2/21/16	A	L	103	129

** overtime*
***double-overtime*

DENVER NUGGETS

Michael Malone

2016-17 SCHEDULE

12/5/16	@ PHI
12/30/16	@ DEN

ALL-TIME SERIES RESULTS

Overall:	46-36
Home:	28-14
Away:	18-22

GENERAL INFORMATION

Franchise Timeline (Established) ..... Denver Nuggets (1976-77)
Address ..... 1000 Chopper Circle; Denver, CO 80204
Owner ..... E. Stanley Kroenke
President & Governor ..... Josh Kroenke
General Manager & Exec. V.P. of Basketball Operations ..... Tim Connelly
Assistant General Manager & V.P. of Basketball Operations ..... Arturas Karnisovas
Head Coach ..... Michael Malone
Assistant Coaches ..... Wes Unseld Jr., Micah Nori, Jordi Fernandez, Ryan Bowen, Chris Finch
Head Athletic Trainer ..... Dan Smimensky
Media Relations ..... Tim Gelt, Nick O'Hayre, Cody Wise, Steven Blevins
Home Court ..... Pepsi Center (19,718)

BROADCAST INFORMATION

Radio ..... Altitude Radio Network: Jason Kosmicki
Television ..... Altitude Sports & Entertainment: Chris Marlowe, Scott Hastings, Ally Sturm

ALL-TIME SERIES INFORMATION

SIXERS

Largest Margin of Victory: 31, 11/5/77
Most Pts. Scored: 149, 3/30/90
Fewest Pts. Scored: 75, 2/23/95

NUGGETS

Largest Margin of Victory: 30, 2/23/95
Most Pts. Scored: 134, 2/27/82
Fewest Pts. Scored: 71, 12/16/02

SIXERS 2015-16 SEASON SERIES STATISTICS VS. NUGGETS

PLAYER	G-GS	MIN	FG-A	PCT	3FG-A	PCT	FT-A	PCT	OFF	DEF	TOT	AST	PF-DQ	STL	TO	BLK	PTS	AVG
Covington	2-1	57	12-28	.429	8-22	.364	2-4	.500	3	16	19	3	9-0	3	4	2	34	17.0
Landry	1-1	24	6-11	.545	0-0	---	4-4	1.000	0	7	7	1	4-0	0	0	0	16	16.0
Noel	1-1	31	5-8	.625	0-0	---	4-7	.571	1	4	5	0	2-0	0	5	2	14	14.0
McConnell	2-1	50	11-20	.550	2-3	.667	3-4	.750	1	10	11	11	3-0	5	4	0	27	13.5
Canaan	2-2	52	9-20	.450	8-18	.444	0-0	---	0	3	3	4	3-0	1	3	0	26	13.0
Sampson	1-0	17	3-5	.600	1-1	1.000	6-8	.750	3	3	6	1	3-0	0	0	0	13	13.0
Grant	2-2	58	6-18	.333	1-3	.333	4-6	.667	0	4	4	5	7-0	6	3	2	17	8.5
Holmes	2-0	29	6-8	.750	1-2	.500	3-3	1.000	2	6	8	1	6-0	1	0	1	16	8.0
H. Thompson	2-1	56	6-16	.375	4-9	.444	0-0	---	2	3	5	7	9-0	0	1	2	16	8.0
Stauskas	2-0	49	5-12	.417	2-7	.286	2-3	.667	1	6	7	4	5-0	2	1	2	14	7.0
Smith (TOT)	3-1	68	7-18	.389	2-2	1.000	2-2	1.000	2	8	10	16	2-0	1	4	2	18	6.0
Smith (PHI)	1-1	28	1-9	.111	1-1	1.000	2-2	1.000	2	5	7	8	1-0	0	1	1	5	5.0
Wroten	1-0	13	2-7	.286	0-0	---	0-0	---	0	0	0	3	2-0	0	5	0	4	4.0
Weems (TOT)	2-0	22	2-6	.333	2-2	1.000	0-2	.000	0	2	2	3	0-0	0	2	0	6	3.0
Weems (PHI)	1-0	13	2-5	.400	2-2	1.000	0-0	---	0	1	1	0	0-0	0	1	0	6	6.0
Brand	1-0	3	0-1	.000	0-0	---	0-0	---	0	2	2	0	1-0	0	1	0	0	0.0
76ERS	2	480	74-168	.440	30-68	.441	30-41	.732	15	70	85	48	55-0	18	30	12	208	104.0

NUGGETS 2015-16 SEASON SERIES STATISTICS VS. SIXERS

PLAYER	G-GS	MIN	FG-A	PCT	3FG-A	PCT	FT-A	PCT	OFF	DEF	TOT	AST	PF-DQ	STL	TO	BLK	PTS	AVG
Gallinari	1-1	39	7-14	.500	3-9	.333	7-9	.778	2	5	7	1	4-0	1	0	1	24	24.0
Mudiay	2-2	73	14-35	.400	4-8	.500	5-7	.714	3	13	16	10	2-0	1	8	1	37	18.5
Harris	1-1	36	6-11	.545	1-2	.500	5-5	1.000	2	3	5	0	1-0	0	0	0	18	18.0
Jokic	1-1	27	5-6	.833	0-0	---	8-12	.667	1	7	8	5	1-0	1	1	0	18	18.0
Faried	1-0	22	4-8	.500	0-0	---	4-9	.444	5	4	9	2	1-0	0	3	2	12	12.0
Foye	1-1	36	4-10	.400	0-4	.000	3-3	1.000	1	4	5	1	4-0	1	1	0	11	11.0
Nelson	1-0	26	4-9	.444	2-4	.500	0-0	---	0	2	2	3	1-0	0	1	0	10	10.0
Arthur	2-2	53	8-19	.421	3-6	.500	0-0	---	3	7	10	2	8-1	4	4	3	19	9.5
Barton	2-0	59	5-14	.357	1-6	.167	7-8	.875	1	12	13	4	1-0	1	7	0	18	9.0
Sampson (TOT)	1-1	17	3-5	.600	0-0	---	3-4	.750	0	2	2	0	3-0	0	0	2	9	9.0
Sampson (DEN)	1-1	17	3-5	.600	0-0	---	3-4	.750	0	2	2	0	3-0	0	0	2	9	9.0
Augustin (TOT)	2-0	49	4-12	.333	1-7	.143	8-10	.800	0	3	3	6	3-0	3	3	0	17	8.5
Augustin (DEN)	1-0	26	1-5	.200	0-4	.000	7-8	.875	0	2	2	5	2-0	2	2	0	9	9.0
Miller	1-0	16	3-3	1.000	2-2	1.000	0-0	---	0	1	1	6	2-0	0	1	0	8	8.0
Hickson	1-0	7	2-4	.500	0-0	---	3-9	.333	1	3	4	2	1-0	1	0	0	7	7.0
Nurkic	1-0	16	1-4	.250	0-0	---	3-4	.750	0	5	5	0	5-0	2	2	4	5	5.0
Toupane	1-0	15	1-4	.250	1-3	.333	0-0	---	0	2	2	1	2-0	0	1	0	3	3.0
Lauvergne	2-1	13	2-6	.333	0-0	---	0-0	---	1	1	2	1	2-0	1	2	0	4	2.0
NUGGETS	2	480	70-157	.446	17-48	.354	55-78	.705	20	73	93	43	40-1	15	34	13	212	106.0

DENVER NUGGETS

DATE	H/A	W/L	PHI	OPP
12/1/76	H	W	114	102
12/21/76	A	L	94	108
1/30/77	A	W	107	101
3/9/77	H	W	129	125**
11/5/77	H	W	132	101
1/29/78	A	W	118	117
2/1/78	H	W	104	101
2/25/78	A	L	115	124
11/15/78	H	W	109	103*
2/25/79	A	W	119	111
4/8/79	H	W	112	111
1/23/80	A	W	118	93
2/29/80	H	W	104	103
12/27/80	A	L	121	125
3/6/81	H	W	131	112
12/9/81	H	W	137	109
2/27/82	A	L	125	134
2/1/83	A	W	133	124
2/16/83	H	W	116	95
12/7/83	H	W	133	128
12/29/83	A	L	89	101
11/24/84	A	L	110	114
3/24/85	H	W	124	103
12/6/85	H	L	121	123
3/1/86	A	W	118	107
12/30/86	A	W	111	108
3/20/87	H	W	116	106
12/12/87	H	L	121	131
2/26/88	A	L	104	120
12/7/88	H	W	134	109
2/26/89	A	L	115	122
12/26/89	A	L	111	114
3/30/90	H	W	149	131
12/7/90	H	W	135	126
1/5/91	A	W	120	104
12/11/91	H	L	88	98
12/30/91	A	L	93	109
2/12/93	A	L	122	126
3/23/93	H	W	88	80
12/15/93	H	W	101	93
1/2/94	A	W	96	80
2/18/95	H	W	95	89
2/23/95	A	L	75	105
12/11/95	H	L	91	104
12/30/95	A	L	100	108
12/26/96	A	W	118	89
2/16/97	H	L	97	112
12/12/97	H	W	106	91
2/27/98	A	W	79	78
12/6/99	H	L	77	94
1/31/00	A	L	80	83
12/4/00	A	L	98	105
2/5/01	H	W	99	80
12/28/01	A	L	90	93
2/18/02	H	W	110	83
12/16/02	H	W	93	71
3/2/03	A	W	100	94
12/12/03	H	L	77	86
2/17/04	A	L	85	106
12/14/04	H	W	110	102
12/31/04	A	L	92	97
12/27/05	H	W	108	106
3/9/06	A	L	93	97
11/10/06	H	L	101	108
1/2/07	A	W	108	97
1/6/08	A	L	96	109
3/19/08	H	W	115	113
12/26/08	A	L	101	105
2/18/09	H	L	89	101
12/7/09	H	L	83	93
1/3/10	A	W	108	105
12/26/10	A	W	95	89
1/30/11	H	W	110	99
1/18/12	H	L	104	108*
10/31/12	H	W	84	75
3/21/13	A	L	100	101
12/7/13	H	L	92	103
1/1/14	A	W	114	102
2/3/15	H	W	105	98
3/25/15	A	W	99	85
12/5/15	H	L	105	108
3/23/16	A	L	103	104

** overtime*
***double-overtime*

DETROIT PISTONS

Stan Van Gundy

2016-17 SCHEDULE

12/11/16	@ DET
2/6/17	@ DET
3/4/17	@ PHI

ALL-TIME SERIES RESULTS

Overall:	210-153
Home:	116-46
Away:	71-91
Neutral:	23-16

PLAYOFFS

Overall:	9-15
Home:	8-4
Away:	1-11

GENERAL INFORMATION

Franchise Timeline (Established) ..... Fort Wayne Pistons (1948-49), Detroit Pistons (1957-58)
Address ..... 6 Championship Drive; Auburn Hills, MI 48326
Owner ..... Tom Gores
Vice Chairman ..... Arn Tellem
President & CEO, Palace Sports & Entertainment/Pistons ..... Dennis Mannion
President of Basketball Operations/Head Coach ..... Stan Van Gundy
General Manager ..... Jeff Bower
Assistant Coaches ..... Malik Allen, Tim Hardaway, Charles Klask, Aaron Gray
Director of Sports Medicine/Head Athletic Trainer ..... Jon Ishop
Media Relations ..... Kevin Grigg, Cletus Lewis, Michelle Fikany, Michael Horan
Home Court ..... The Palace of Auburn Hills (21,165)

BROADCAST INFORMATION

Radio ..... WGMC 105.1 FM: George Blaha, Mark Champion, Rick Mahorn
Television ..... FS Detroit: George Blaha, Greg Kelser

ALL-TIME SERIES INFORMATION

SIXERS

Largest Margin of Victory: 39, 3/25/81
Most Pts. Scored: 162, 2/8/63
Fewest Pts. Scored: 64, 1/12/50

PISTONS

Largest Margin of Victory: 37, 12/20/97
Most Pts. Scored: 146, 1/12/63
Fewest Pts. Scored: 60, 1/5/54

SIXERS 2015-16 SEASON SERIES STATISTICS VS. PISTONS

PLAYER	G-GS	MIN	FG-A	PCT	3FG-A	PCT	FT-A	PCT	OFF	DEF	TOT	AST	PF-DQ	STL	TO	BLK	PTS	AVG
Okafor	2-2	54	16-28	.571	1-1	1.000	2-3	.667	3	5	8	1	4-0	0	2	1	35	17.5
Landry	2-1	34	11-18	.611	1-3	.333	5-6	.833	2	9	11	3	4-0	1	1	0	28	14.0
Grant	3-1	72	14-23	.609	1-3	.333	9-13	.692	4	8	12	5	9-0	4	5	3	38	12.7
Covington	3-3	90	9-31	.290	6-21	.286	10-10	1.000	5	15	20	3	8-0	3	7	2	34	11.3
Noel	4-4	115	16-30	.533	0-0	---	13-21	.619	9	18	27	9	10-0	6	8	7	45	11.3
Smith (TOT)	3-3	88	14-41	.341	3-6	.500	2-4	.500	3	8	11	11	6-0	4	10	1	33	11.0
Smith (PHI)	3-3	88	14-41	.341	3-6	.500	2-4	.500	3	8	11	11	6-0	4	10	1	33	11.0
Canaan	4-2	96	10-29	.345	7-16	.438	15-18	.833	0	6	6	6	5-0	3	4	0	42	10.5
Brand	1-0	15	5-9	.556	0-0	---	0-0	---	0	3	3	3	1-0	3	1	1	10	10.0
H. Thompson	4-1	128	15-32	.469	6-11	.545	3-4	.750	6	13	19	3	9-0	2	4	0	39	9.8
Marshall	3-1	52	9-17	.529	3-7	.429	3-4	.750	0	3	3	13	3-0	0	3	0	24	8.0
Stauskas	4-2	100	10-28	.357	1-10	.100	7-8	.875	0	8	8	11	10-0	1	7	1	28	7.0
McConnell	3-0	59	9-18	.500	0-2	.000	0-0	---	2	10	12	16	6-0	3	7	0	18	6.0
Sampson	1-0	12	2-6	.333	0-2	.000	1-3	.333	1	4	5	1	3-0	0	2	0	5	5.0
Holmes	3-0	37	6-14	.429	1-2	.500	0-0	---	2	7	9	3	3-0	0	1	2	13	4.3
Weems (TOT)	2-0	14	1-7	.143	0-1	.000	0-0	---	1	5	6	0	3-0	0	2	0	2	1.0
Weems (PHI)	1-0	8	1-5	.200	0-1	.000	0-0	---	1	3	4	0	2-0	0	1	0	2	2.0
76ERS	4	960	147-329	.447	30-85	.353	70-94	.745	38	120	158	88	83-0	30	65	18	394	98.5

PISTONS 2015-16 SEASON SERIES STATISTICS VS. SIXERS

PLAYER	G-GS	MIN	FG-A	PCT	3FG-A	PCT	FT-A	PCT	OFF	DEF	TOT	AST	PF-DQ	STL	TO	BLK	PTS	AVG
Jackson	4-4	118	31-60	.517	9-16	.563	18-19	.947	3	10	13	22	10-0	4	12	0	89	22.3
Drummond	4-4	130	29-52	.558	0-0	---	16-30	.533	27	40	67	1	11-0	5	7	6	74	18.5
Harris (TOT)	4-4	124	25-44	.568	4-9	.444	13-18	.722	3	27	30	8	8-0	2	5	2	67	16.8
Harris (DET)	2-2	63	17-24	.708	3-5	.600	6-7	.857	2	14	16	3	4-0	0	4	0	43	21.5
Morris	4-4	142	22-49	.449	8-16	.500	11-14	.786	3	23	26	19	8-0	4	6	2	63	15.8
Caldwell-Pope	4-4	143	22-51	.431	5-17	.294	12-16	.750	4	7	11	8	9-0	6	6	1	61	15.3
Ilyasova	2-2	45	7-19	.368	3-9	.333	1-2	.500	5	11	16	2	5-0	3	1	2	18	9.0
Baynes	4-0	60	14-24	.583	0-0	---	6-9	.667	9	11	20	5	6-0	4	2	3	34	8.5
Bullock	3-0	45	10-17	.588	3-7	.429	1-1	1.000	1	3	4	1	5-0	1	2	0	24	8.0
Johnson	3-0	61	10-24	.417	1-5	.200	1-2	.500	3	6	9	4	4-0	1	4	1	22	7.3
Hilliard	2-0	27	3-15	.200	1-4	.250	1-2	.500	1	4	5	1	1-0	1	0	0	8	4.0
Blake	3-0	57	4-11	.364	1-7	.143	1-2	.500	0	3	3	11	11-0	2	6	0	10	3.3
Tolliver	3-0	43	1-6	.167	1-6	.167	2-2	1.000	1	7	8	1	3-0	1	1	0	5	1.7
Harper	1-0	5	0-1	.000	0-1	.000	1-2	.500	0	0	0	0	0-0	1	1	0	1	1.0
Jennings	1-0	17	0-4	.000	0-1	.000	1-2	.500	1	1	2	3	1-0	1	1	0	1	1.0
Anthony	1-0	4	0-1	.000	0-0	---	0-0	---	0	1	1	0	1-0	0	0	0	0	0.0
PISTONS	4	960	170-358	.475	35-94	.372	78-110	.709	60	141	201	81	79-0	34	57	15	453	113.3

DETROIT PISTONS

DATE			PHI	OPP
12/14/49	H	W	96	83
1/12/50	A	W	64	62
11/2/50	H	W	92	77
12/21/50	A	L	72	97
12/25/50	H	W	81	69
1/11/51	A	L	76	84
2/14/51	A	L	75	77
3/1/51	H	W	108	86
11/1/51	H	W	90	75
11/22/51	A	W	96	72
11/29/51	H	W	82	78
12/11/51	N	W	80	62
2/28/52	H	W	88	83
3/6/52	A	W	83	81**
12/4/52	A	W	78	70
1/1/53	H	W	92	78
1/22/53	H	W	87	75
2/11/53	A	L	78	96
2/26/53	H	W	89	77
3/4/53	A	W	75	73**
11/12/53	A	L	74	78
11/19/53	H	W	79	76
12/6/53	A	L	77	78
1/5/54	A	W	72	60
1/7/54	H	W	70	67
2/6/54	H	W	93	87*
2/18/54	H	W	91	77
3/4/54	A	W	86	63
11/11/54	A	W	88	86
11/18/54	H	W	91	82
1/13/55	H	W	100	83
1/25/55	N	L	66	69
1/27/55	H	W	94	79
2/3/55	A	L	85	104
3/2/55	N	W	103	90
3/3/55	A	W	83	81
3/12/55	H	W	112	92
11/5/55	H	W	114	113*
11/13/55	A	L	79	93
12/6/55	N	L	88	90
12/8/55	A	L	94	105
2/5/56	H	W	90	85
2/6/56	A	L	98	99
2/18/56	H	W	85	84
2/23/56	H	W	94	92
2/27/56	A	W	98	95*
11/29/56	H	L	87	92
12/4/56	A	W	97	96*
12/6/56	A	L	92	104
12/7/56	N	L	97	105
1/20/57	H	W	101	98
2/3/57	H	W	104	95
2/25/57	A	L	102	108
2/28/57	H	W	123	112
3/13/57	A	L	81	114
12/6/57	H	W	118	91
12/22/57	H	W	119	93
12/28/57	A	L	111	117
1/8/58	A	L	107	109
1/12/58	H	W	135	109
1/30/58	N	L	83	87
2/4/58	A	L	113	118
2/18/58	A	L	98	120
3/9/58	H	W	111	90
10/19/58	H	W	103	94
11/14/58	A	W	111	109
11/28/58	A	L	93	101
12/14/58	A	W	101	95
1/4/59	H	W	118	94
1/27/59	A	W	121	107
2/6/59	N	W	122	103
2/11/59	H	L	114	118*
2/22/59	H	W	139	108
10/28/59	A	L	102	117
11/8/59	H	W	118	107
12/19/59	A	L	112	120
1/8/60	N	W	118	107
1/10/60	H	W	108	103
1/26/60	N	L	114	121
1/27/60	A	W	144	108
2/21/60	H	W	122	120
2/24/60	A	L	110	128
11/23/60	A	L	115	122
12/10/60	A	W	117	107
12/30/60	N	L	112	121

DATE			PHI	OPP
1/8/61	H	W	128	115
2/3/61	A	L	118	121
2/4/61	N	L	104	111
2/11/61	N	W	141	111
2/12/61	H	W	148	122
2/17/61	N	W	115	113
2/21/61	N	W	123	118
12/19/61	N	W	124	111
12/30/61	H	W	109	108
1/5/62	N	L	135	138*
1/24/62	A	L	102	111
1/25/62	N	L	100	101
2/11/62	H	W	132	116
3/3/62	A	W	128	114
3/10/62	H	W	128	111
3/14/62	A	L	102	105
11/21/62	A	W	122	120
12/4/62	N	L	129	130
1/12/63	N	L	115	146
1/13/63	H	W	148	114
2/8/63	A	W	162	135
2/17/63	H	W	143	124
2/22/63	A	L	117	126
3/2/63	H	W	152	128
3/3/63	A	W	127	123
10/16/63	A	W	117	115
10/19/63	H	L	121	124
11/6/63	A	L	101	119
12/1/63	N	W	132	121
12/27/63	N	W	119	107
2/14/64	H	W	130	123
2/26/64	A	W	130	122
3/13/64	N	L	122	133
10/16/64	H	W	125	113
11/18/64	A	L	111	124
11/28/64	A	W	101	93
12/4/64	H	W	119	106
1/18/65	N	W	109	95
1/19/65	N	L	97	103
1/22/65	N	W	109	103*
1/26/65	N	L	105	107
2/24/65	A	L	104	106
3/13/65	H	W	131	116
10/23/65	H	W	120	103
11/3/65	A	L	100	110
12/10/65	H	L	114	116
12/29/65	A	W	113	112
1/12/66	A	L	111	129
1/19/66	N	W	110	93
1/30/66	H	W	117	98
2/9/66	A	W	108	91
2/14/66	N	W	149	123
2/22/66	N	W	117	112
11/8/66	N	W	118	100
11/26/66	H	W	131	123
11/30/66	A	W	128	119
12/17/66	N	W	120	105
12/30/66	N	W	137	113
1/18/67	A	W	113	105
2/15/67	A	W	127	121
3/3/67	N	W	129	103
3/5/67	H	W	131	106
10/21/67	H	W	116	111
10/24/67	N	W	124	102
11/15/67	A	L	120	123
12/30/67	N	W	122	107
1/13/68	A	W	115	106
1/25/68	A	W	123	108
2/2/68	H	W	131	121
2/23/68	H	W	138	117
10/25/68	A	L	122	132
12/7/68	H	W	140	106
1/5/69	H	W	126	119
1/7/69	A	L	114	117
1/25/69	H	W	124	106
2/27/69	N	L	123	126
3/2/69	A	W	126	112
11/7/69	A	L	128	134**
11/28/69	H	W	110	91
12/12/69	H	W	125	111
2/19/70	N	W	133	114
2/21/70	A	W	112	110
2/25/70	H	W	122	105
11/17/70	A	W	113	91
11/20/70	H	L	112	120

DATE			PHI	OPP
12/25/70	H	W	105	100
2/12/71	A	L	109	118
3/6/71	H	W	121	115
11/12/71	H	W	115	101
12/11/71	A	W	118	111
1/4/72	A	W	131	127
1/15/72	A	W	131	121
2/4/72	H	L	113	118
12/20/72	A	L	113	141
2/2/73	A	L	104	114
2/16/73	H	W	119	106
3/25/73	N	L	96	115
12/14/73	A	W	96	93
12/15/73	H	L	89	99
2/17/74	H	L	107	118
3/23/74	A	W	97	89
11/2/74	H	L	94	100
12/14/74	A	L	93	100
1/4/75	A	L	82	89
2/14/75	H	W	103	101
12/19/75	A	W	115	114*
12/30/75	H	W	114	108
3/5/76	H	W	123	112
4/4/76	A	L	97	101
11/24/76	A	L	117	118
2/2/77	H	W	138	116
3/30/77	H	W	115	112
4/8/77	A	L	112	116
10/19/77	H	W	113	96
11/23/77	A	W	106	105
2/15/78	A	W	116	113
4/5/78	H	W	126	115
10/20/78	A	W	126	117
11/11/78	H	W	135	112
2/7/79	H	W	114	103
2/21/79	A	L	99	106*
10/19/79	H	W	112	104
11/9/79	A	L	98	106
12/18/79	A	W	114	102
1/30/80	H	W	121	108
2/15/80	A	W	114	104
3/17/80	H	W	123	109
10/22/80	A	W	94	93
11/5/80	H	W	107	103
1/20/81	A	L	75	83
2/18/81	H	W	111	97
3/25/81	H	W	114	75
11/10/81	A	W	95	93
11/28/81	H	W	116	103
1/5/82	A	L	101	124
3/25/82	A	L	98	100
4/14/82	H	W	119	111
11/5/82	A	W	120	109
11/17/82	H	W	120	103
12/11/82	H	W	128	111
1/14/83	A	W	115	105
3/7/83	H	W	123	114
3/20/83	A	W	121	119
11/9/83	A	L	116	120
11/22/83	H	W	112	108
12/23/83	A	W	108	106
1/17/84	H	W	128	117
4/3/84	A	L	115	118
4/11/84	H	L	113	126
11/14/84	H	L	133	137*
11/16/84	A	W	101	90
12/25/84	A	W	109	108
1/9/85	H	W	126	122
2/16/85	A	W	125	114
2/22/85	H	W	110	99
10/30/85	H	W	132	125*
11/23/85	H	L	114	119
12/3/85	A	W	127	107
1/11/86	A	W	102	101
2/15/86	A	L	133	134*
4/8/86	H	W	116	112
11/21/86	H	L	110	120
12/20/86	H	L	88	98
2/11/87	H	L	113	123*
2/14/87	A	L	107	125
3/14/87	A	L	95	98
11/13/87	H	L	94	113
11/18/87	A	W	113	109
2/15/88	A	L	95	102
4/8/88	H	L	86	96

DATE			PHI	OPP
4/24/88	A	L	118	128
11/8/88	H	L	109	116
12/10/88	A	L	100	106
2/3/89	H	L	106	124
3/11/89	H	L	106	111
4/21/89	A	L	91	100
12/8/89	H	W	107	101
1/17/90	H	W	112	108
3/2/90	A	L	112	115*
4/19/90	A	W	107	97
11/30/90	A	L	94	96
12/22/90	H	W	106	99
2/5/91	A	L	98	107
3/20/91	H	W	107	103
11/16/91	A	W	89	86
2/16/92	H	L	83	90
3/18/92	A	L	85	91
4/8/92	H	L	71	89
12/4/92	H	L	99	101
12/5/92	A	L	88	112
1/16/93	H	W	123	108
2/23/93	A	L	89	101
11/21/93	A	L	89	103
12/20/93	H	W	121	92
4/12/94	A	W	134	107
4/24/94	H	W	110	102
11/15/94	A	L	98	99
12/17/94	H	L	92	97
1/16/95	H	L	110	116
1/24/95	A	L	105	116
11/24/95	A	L	78	101
2/14/96	H	L	83	102
4/5/96	H	L	87	108
4/10/96	A	L	76	92
11/5/96	H	L	81	83
1/25/97	A	L	95	104
3/30/97	A	W	96	92
12/20/97	A	L	78	115
12/22/97	H	L	92	96
3/18/98	A	W	104	96
3/23/98	H	L	79	94
2/9/99	H	W	90	86
4/22/99	A	W	104	96
5/2/99	A	L	96	100
5/5/99	H	W	105	100*
12/18/99	A	L	91	104
12/20/99	H	W	122	121*
1/29/00	A	L	88	90
4/15/00	H	W	100	94
11/8/00	H	W	103	94
1/26/01	H	W	105	89
2/23/01	A	W	99	78
4/4/01	A	W	90	84
11/21/01	H	W	94	89
2/5/02	A	L	82	86
4/5/02	H	L	88	92
1/8/03	H	L	94	103*
1/22/03	A	W	92	83
3/20/03	A	L	85	113
4/8/03	H	W	91	74
11/26/03	H	W	90	86
12/9/03	A	W	78	76
2/23/04	H	L	66	76
3/14/04	A	L	69	85
11/6/04	A	L	91	99
1/15/05	A	L	95	99
2/16/05	H	L	75	93
3/23/05	H	W	107	84
11/2/05	A	L	88	108
2/3/06	H	L	80	87
3/29/06	H	L	91	101
11/21/06	H	L	87	97
1/9/07	H	L	89	98
3/20/07	A	L	75	96
4/15/07	A	W	102	91
11/23/07	A	L	78	83
1/23/08	H	L	78	86
3/12/08	A	W	83	82
4/9/08	H	W	101	94
12/5/08	A	W	96	91
3/29/09	A	L	97	101
4/4/09	H	L	95	90
11/8/09	A	L	81	88
12/9/09	H	L	86	90
1/9/10	A	W	104	94

DATE			PHI	OPP
4/6/10	H	L	103	124
1/8/11	A	L	109	112*
2/25/11	H	W	110	94
4/13/11	H	L	100	104
1/6/12	H	W	96	73
1/28/12	H	W	95	74
2/28/12	A	W	97	68
4/26/12	A	L	86	108
11/14/12	H	L	76	94
12/10/12	H	W	104	97
4/15/13	A	L	101	109
12/1/13	A	L	100	115
1/10/14	H	L	104	114
2/1/14	A	L	96	113
3/29/14	H	W	123	98
12/6/14	A	W	108	101*
1/17/15	A	L	89	107
1/28/15	H	W	89	69
3/18/15	H	W	94	83
12/11/15	H	L	95	107*
1/27/16	A	L	97	110
2/24/16	A	L	91	111
3/12/16	H	L	111	125

** overtime*
***double-overtime*

GOLDEN STATE WARRIORS

Steve Kerr

2016-17 SCHEDULE

2/27/17	@ PHI
3/14/17	@ GS

ALL-TIME SERIES RESULTS

Overall:	165-146
Home:	92-47
Away:	52-77
Neutral:	21-22

PLAYOFFS

Overall:	21-13
Home:	13-3
Away:	8-10

GENERAL INFORMATION

Franchise Timeline (Established) ..... Philadelphia Warriors (1946-47), San Francisco Warriors (1962-63), ... Golden State Warriors (1971-72)
Address ..... 1011 Broadway; Oakland, CA 94607
Owner & CEO ..... Joe Lacob
President, Basketball Operations/General Manager ..... Bob Myers
Head Coach ..... Steve Kerr
Assistant Coaches ..... Ron Adams, Mike Brown, Jarron Collins
Assistant Coaches/Player Development ..... Chris DeMarco, Bruce Fraser, Willie
Head Athletic Trainer ..... Drew Yoder
Head of Physical Performance and Sports Medicine ..... Lachlan Penfold
Public Relations ..... Raymond Ridder, Dan Martinez, Darryl Arata, Brett Winkler, Matt de Nesnera
Home Court ..... Oracle Arena (19,596)

BROADCAST INFORMATION

Radio ..... KGMZ-FM (95.7 The Game): Tim Roye, Tom Tolbert
Television ..... Comcast SportsNet Bay Area: Bob Fitzgerald, Jim Barnett, Rosalyn Gold-Onwude

ALL-TIME SERIES INFORMATION

SIXERS

Largest Margin of Victory: 46, 12/14/68
Most Pts. Scored: 163, 3/10/63
Fewest Pts. Scored: 64, 12/29/49

WARRIORS

Largest Margin of Victory: 43, 11/9/61
Most Pts. Scored: 151, 11/9/61
Fewest Pts. Scored: 61, 11/1/53

SIXERS 2015-16 SEASON SERIES STATISTICS VS. WARRIORS

PLAYER	G-GS	MIN	FG-A	PCT	3FG-A	PCT	FT-A	PCT	OFF	DEF	TOT	AST	PF-DQ	STL	TO	BLK	PTS	AVG
Landry	1-1	25	9-15	.600	0-0	---	4-4	1.000	4	4	8	3	2-0	1	2	0	22	22.0
Canaan	2-1	58	8-20	.400	8-15	.533	9-9	1.000	1	3	4	4	3-0	4	1	0	33	16.5
Smith (TOT)	4-2	120	25-52	.481	3-9	.333	4-8	.500	3	9	12	31	8-0	10	8	0	57	14.
Smith (PHI)	2-2	71	16-33	.485	2-6	.333	2-4	.500	1	7	8	19	2-0	7	3	0	36	18.
Covington	2-1	67	11-23	.478	6-14	.429	0-0	---	2	22	24	1	5-0	3	1	1	28	14.
Okafor	1-0	21	6-7	.857	0-0	---	1-5	.200	0	1	1	0	2-0	0	2	0	13	13.0
Brand	1-0	17	5-6	.833	0-0	---	0-0	---	0	3	3	2	3-0	0	1	2	10	10.0
Stauskas	2-1	53	8-16	.500	3-10	.300	0-0	---	0	4	4	3	1-0	3	4	0	19	9.5
Noel	1-1	27	3-8	.375	0-0	---	3-7	.429	2	6	8	2	1-0	2	4	1	9	9.0
McConnell	2-0	43	7-14	.500	0-1	.000	1-2	.500	3	5	8	6	5-0	5	1	0	15	7.5
H. Thompson	2-1	57	7-21	.333	1-7	.143	0-0	---	3	3	6	6	2-0	2	1	2	15	7.5
Grant	2-2	23	4-11	.364	0-4	.000	2-2	1.000	0	1	1	4	1-0	1	1	1	10	5.0
Marshall	1-0	9	0-3	.000	0-1	.000	0-0	---	0	0	0	0	0-0	0	1	0	0	0.0
Sampson	1-0	4	0-4	.000	0-0	---	0-0	---	1	1	2	0	0-0	0	0	0	0	0.0
Weems (TOT)	2-0	17	0-1	.000	0-0	---	0-0	---	0	2	2	2	2-0	0	0	0	0	0.0
Wood	1-0	5	0-1	.000	0-1	.000	0-0	---	0	0	0	0	1-0	0	0	0	0	0.0
76ERS	2	480	84-182	.462	20-59	.339	22-33	.667	17	60	77	50	28-0	28	24	7	210	105.0

WARRIORS 2015-16 SEASON SERIES STATISTICS VS. SIXERS

PLAYER	G-GS	MIN	FG-A	PCT	3FG-A	PCT	FT-A	PCT	OFF	DEF	TOT	AST	PF-DQ	STL	TO	BLK	PTS	AVG
K. Thompson	2-2	71	29-53	.547	11-24	.458	3-3	1.000	2	2	4	3	1-0	0	7	1	72	36.0
Curry	2-2	67	16-35	.457	7-20	.350	4-5	.800	2	6	8	14	3-0	5	12	2	43	21.5
Green	2-2	69	9-14	.643	2-3	.667	3-7	.429	2	22	24	20	5-0	3	11	4	23	11.5
Speights	2-0	32	10-17	.588	2-3	.667	1-1	1.000	5	8	13	6	4-0	0	2	0	23	11.5
Barnes	2-2	67	8-20	.400	3-5	.600	2-2	1.000	2	6	8	3	0-0	3	0	0	21	10.5
Clark	2-0	36	4-10	.400	0-4	.000	3-4	.750	1	2	3	3	2-0	1	3	1	11	5.5
Barbosa	2-0	39	4-8	.500	1-2	.500	0-0	---	1	8	9	3	5-0	2	1	0	9	4.5
Bogut	2-2	39	4-9	.444	0-0	---	0-0	---	4	17	21	6	7-0	0	1	2	8	4.0
Livingston	1-0	16	2-4	.500	0-0	---	0-0	---	0	1	1	4	0-0	0	1	0	4	4.0
McAdoo	1-0	7	2-3	.667	0-0	---	0-0	---	0	1	1	1	2-0	0	1	0	4	4.0
Rush	2-0	27	2-4	.500	1-2	.500	0-0	---	0	8	8	5	0-0	0	1	1	5	2.5
J. Thompson	1-0	11	1-1	1.000	0-0	---	0-0	---	0	1	1	1	4-0	0	1	0	2	2.0
Varejao (TOT)	3-0	24	1-6	.167	0-1	.000	0-0	---	1	2	3	1	4-0	2	3	0	2	0.7
WARRIORS	2	480	91-178	.511	27-63	.429	16-22	.727	19	82	101	69	33-0	14	41	11	225	112.5

GOLDEN STATE WARRIORS

DATE	H/A	W/L	PHI	OPP
11/6/49	H	W	82	72
12/29/49	N	W	64	62
11/30/50	A	L	78	81
12/28/50	A	L	88	91*
1/21/51	H	L	86	96
2/4/51	H	W	78	75
2/27/51	A	L	72	86
3/4/51	H	W	85	79
3/11/51	H	L	91	95
3/17/51	A	L	86	100
11/16/51	A	W	97	90
11/30/51	A	L	75	82
12/9/51	H	W	93	74
1/6/52	H	W	98	93
1/25/52	A	L	94	95*
2/8/52	A	W	96	87
2/10/52	H	W	91	84
3/8/52	A	L	83	92
3/9/52	H	W	99	82
11/1/52	A	L	84	86*
11/2/52	H	W	117	91
12/6/52	A	W	82	74
12/11/52	H	W	102	83
1/10/53	N	W	87	77
1/11/53	H	W	76	72
2/8/53	H	W	98	89
2/22/53	H	W	86	73
2/24/53	N	W	74	63
3/7/53	N	L	87	88
10/31/53	A	L	73	79
11/1/53	H	W	85	61
1/2/54	A	W	74	66
1/3/54	H	L	77	90
1/24/54	H	L	78	80
1/26/54	N	W	79	75
2/3/54	N	L	70	82
2/11/54	A	L	74	76**
2/16/54	N	L	77	95
3/6/54	H	W	88	77
11/16/54	N	W	86	85
12/4/54	H	L	73	79
12/5/54	H	W	89	72
12/7/54	N	W	88	81
12/12/54	H	L	87	96
12/29/54	A	L	70	72
1/19/55	N	W	98	97*
1/26/55	N	W	107	99
1/30/55	H	L	83	93
2/18/55	A	L	86	110
2/27/55	H	W	105	77
3/6/55	H	W	107	101
11/19/55	A	L	94	102
11/23/55	N	L	101	104
12/9/55	A	L	92	101
12/18/55	H	W	99	79
12/29/55	A	L	83	112
1/4/56	H	L	87	88
1/25/56	A	L	100	112
1/26/56	H	W	100	89
2/7/56	N	L	95	128
2/26/56	H	L	85	87
3/3/56	A	L	96	102
3/11/56	H	W	99	88
10/27/56	N	W	109	103**
11/17/56	A	L	96	109
11/18/56	H	W	99	97
12/15/56	H	L	108	117
12/29/56	A	W	104	103*
1/6/57	H	W	128	123
1/17/57	A	W	108	103
1/18/57	N	L	94	96
2/2/57	A	L	100	107
2/21/57	H	W	92	86
3/2/57	A	L	85	98
3/3/57	H	W	112	86
10/25/57	H	W	103	85
11/14/57	A	W	97	94
11/27/57	H	W	92	87
11/28/57	A	L	98	102
12/3/57	N	W	119	96
12/29/57	H	W	105	97
1/5/58	A	W	111	96
1/23/58	A	W	101	88

DATE	H/A	W/L	PHI	OPP
2/13/58	H	W	108	98
2/20/58	N	L	97	110
2/27/58	A	L	91	97
3/12/58	H	W	110	99
10/25/58	H	L	109	110
11/8/58	A	W	103	98
11/23/58	A	L	107	110
12/9/58	N	W	106	90
12/13/58	H	W	115	110
1/2/59	A	W	117	107
1/7/59	H	W	111	99
1/14/59	N	W	119	104
2/15/59	H	W	121	101
2/21/59	A	L	112	113
3/6/59	N	L	114	118
3/8/59	H	W	133	103
11/4/59	A	L	113	124
11/21/59	H	W	116	107
11/22/59	N	L	103	114
12/13/59	H	W	150	121
12/25/59	N	L	121	129
1/9/60	A	L	112	119
1/13/60	N	L	131	132*
1/20/60	H	L	123	129
2/4/60	H	W	137	110
2/6/60	A	L	126	129
2/17/60	A	L	116	123
2/18/60	H	W	136	122
3/9/60	H	W	137	126
10/22/60	H	L	123	133
11/17/60	A	W	106	105
12/6/60	N	L	107	113
12/11/60	H	W	132	121
1/5/61	A	L	127	139
1/15/61	H	W	116	113
1/18/61	N	W	129	118
2/1/61	H	L	113	122
2/9/61	A	W	136	126
2/18/61	N	W	129	110
3/1/61	H	W	149	128
3/3/61	N	L	116	123
3/4/61	A	L	115	116
10/27/61	A	W	126	122
10/28/61	H	L	113	119
11/9/61	A	L	108	151
11/18/61	H	W	148	130
12/14/61	A	L	125	136
12/26/61	N	L	111	118
1/9/62	A	W	129	120
1/21/62	N	L	132	139*
2/3/62	H	W	134	112
2/4/62	A	L	117	128
2/21/62	H	W	150	109
3/11/62	H	W	149	130
12/11/62	A	L	124	136
12/16/62	A	W	144	137
12/22/62	H	L	118	123
12/28/62	N	L	117	124
1/26/63	A	W	116	110
1/27/63	A	W	119	110
2/10/63	H	W	139	115
3/10/63	H	W	163	148
11/12/63	H	W	106	102*
12/20/63	A	W	114	112
12/22/63	A	L	104	118
12/26/63	H	W	118	112
1/17/64	H	L	91	112
1/28/64	H	L	117	139
3/16/64	A	W	111	110
3/18/64	A	L	85	89
11/10/64	H	L	99	110
11/26/64	H	W	128	117
12/14/64	N	W	119	112
12/18/64	A	L	111	117
12/20/64	A	W	113	111
1/6/65	N	W	121	102
1/21/65	H	W	111	102
2/9/65	N	W	132	114
2/11/65	A	L	100	106
3/16/65	H	L	107	115
11/4/65	N	L	119	121
11/5/65	H	W	133	115
11/11/65	N	W	109	101

DATE	H/A	W/L	PHI	OPP
11/26/65	A	W	132	120
11/27/65	A	W	124	117
12/18/65	A	W	120	116*
12/20/65	A	L	118	124
12/26/65	H	W	121	107
2/19/66	A	W	123	119
3/3/66	H	W	135	125
11/4/66	H	W	134	129
11/24/66	H	W	140	123
12/22/66	A	W	116	114
2/2/67	N	L	120	137
2/4/67	N	W	140	127
2/7/67	N	W	126	123
3/2/67	H	W	136	128
3/14/67	A	W	139	110
3/16/67	A	L	131	145
11/4/67	H	W	117	110
11/10/67	A	L	104	123
11/29/67	H	L	95	113
1/19/68	A	L	120	131
2/4/68	H	W	141	117
2/13/68	A	W	112	105
2/27/68	H	W	127	107
12/14/68	H	W	137	91
12/21/68	A	L	94	109
1/19/69	H	L	97	98
2/14/69	H	L	111	127
2/19/69	A	L	117	134
2/22/69	A	W	129	122
12/20/69	A	W	122	109
12/26/69	H	W	141	121
12/28/69	N	W	138	112
1/16/70	H	W	127	105
2/7/70	A	W	115	111
3/22/70	H	W	132	112
10/28/70	A	W	111	108
11/24/70	H	L	96	104
12/11/70	H	L	101	102
12/19/70	A	W	108	99
1/5/71	H	W	97	92
11/25/71	A	W	112	111
12/16/71	A	L	93	113
1/22/72	H	L	106	113
2/10/72	A	L	112	121
3/25/72	H	L	115	116
11/16/72	A	L	106	128
1/6/73	A	L	79	111
1/31/73	H	L	115	131
3/11/73	N	L	93	97
11/17/73	A	W	109	106
11/23/73	N	L	106	111
2/23/74	A	L	106	125
3/8/74	H	L	96	106
11/16/74	A	W	106	102
12/20/74	H	L	93	94
1/23/75	A	L	100	108
2/15/75	H	L	101	108
11/25/75	H	W	109	108
1/29/76	A	L	114	123
2/22/76	A	L	93	94
2/27/76	H	L	114	121
11/4/76	A	W	101	96
12/17/76	H	L	114	117
3/3/77	A	L	119	121*
3/23/77	H	L	120	128
10/29/77	A	L	110	113
11/25/77	H	W	125	119*
1/22/78	H	W	99	87
3/1/78	A	W	125	119
11/21/78	H	L	105	115
12/20/78	A	L	81	85
1/26/79	A	W	105	96
1/31/79	H	L	106	108
2/24/80	A	W	103	100
3/2/80	H	W	144	99
11/19/80	H	W	110	101
1/3/81	A	W	119	105
12/29/81	A	W	142	135
3/10/82	H	W	134	114
2/3/83	A	W	117	111
2/27/83	H	W	115	104
1/3/84	A	L	106	115
1/14/84	H	W	129	103

DATE	H/A	W/L	PHI	OPP
12/29/84	A	W	109	95
2/20/85	H	W	137	116
11/20/85	H	W	117	113
2/1/86	A	L	121	125
11/13/86	A	L	104	112
2/18/87	H	W	114	103
11/27/87	A	L	103	109
2/3/88	H	W	96	84
12/27/88	A	L	112	119
1/27/89	H	W	113	112
2/7/90	H	L	112	113
2/21/90	A	W	96	95
1/18/91	H	L	138	141*
2/16/91	A	L	124	133
11/8/91	H	W	126	116
3/30/92	A	L	106	124
1/13/93	H	W	129	122
3/1/93	A	L	118	131
11/26/93	H	L	88	100
12/28/93	A	W	107	90
2/20/95	A	L	85	98
3/22/95	H	W	119	102
11/25/95	H	L	89	107
1/3/96	A	L	111	122
1/3/97	A	L	114	122
1/15/97	H	L	111	128
12/27/97	A	W	85	78
1/17/98	H	W	112	84
12/29/99	A	W	97	94
1/5/00	H	W	113	92
12/27/00	A	W	118	110
3/30/01	H	W	102	89
12/5/01	A	L	87	93
2/20/02	H	W	114	107
12/30/02	A	L	98	104
3/28/03	H	L	98	102
11/1/03	A	L	90	104
3/30/04	H	W	95	71
1/3/05	A	W	112	104
3/8/05	H	L	85	104
12/21/05	H	W	111	100
3/19/06	A	L	89	98
12/26/06	A	L	97	116
2/2/07	H	L	101	102
11/24/07	H	L	98	100*
2/29/08	A	L	97	119
11/23/08	H	W	89	81
3/20/09	A	L	111	119
12/14/09	H	W	117	101
2/23/10	A	W	110	102
12/27/10	A	L	95	110
3/6/11	H	W	125	117*
12/31/11	A	W	107	79
3/2/12	H	W	105	83
12/28/12	A	L	89	96
3/2/13	H	W	104	97
11/4/13	H	L	90	110
2/10/14	A	L	80	123
12/30/14	A	L	86	126
2/9/15	H	L	84	89
1/30/16	H	L	105	108
3/27/16	A	L	105	117

** overtime*
***double-overtime*

HOUSTON ROCKETS

Mike D'Antoni

2016-17 SCHEDULE

11/14/16	@ HOU
1/27/17	@ PHI

ALL-TIME SERIES RESULTS

Overall:	68-69
Home:	40-24
Away:	25-42
Neutral:	3-3

PLAYOFFS

Overall:	4-2
Home:	2-1
Away:	2-1

GENERAL INFORMATION

Franchise Timeline (Established) ..... San Diego Rockets (1967-68); Houston Rockets (1971-72)
Address ..... 1510 Polk Street; Houston, TX 77002
Owner ..... Leslie Alexander
Chief Executive Officer ..... Tad Brown
General Manager ..... Daryl Morey
Head Coach ..... Mike D'Antoni
Assistant Coaches ..... Jeff Bzdelik, Roy Rogers, Brett
Senior Consultant ..... Caroll Dawson
Senior Vice President of Basketball Operations ..... Keith Jones
Head Athletic Trainer ..... Jason Biles
Media Relations ..... Tracey Hughes, Sean McCloskey, Jenny Zehentner
Home Court: ..... Toyota Center (18,055)

BROADCAST INFORMATION

Radio ..... SportsTalk 790 (KBME 790 AM): Craig Ackerman, Matt Thomas
Spanish Radio ..... La Ranchera (KEYH 850 AM): Adrian Chavarria
Television ..... ROOT SPORTS Southwest: Bill Worrell, Matt Bullard, Clyde Drexler, Craig Ackerman

ALL-TIME SERIES INFORMATION

SIXERS

Largest Margin of Victory: 31, 3/5/68
Most Pts. Scored: 159, 1/25/70
Fewest Pts. Scored: 66, 11/17/03

ROCKETS

Largest Margin of Victory: 50, 3/18/07
Most Pts. Scored: 149, 2/16/93
Fewest Pts. Scored: 73, 12/8/99

SIXERS 2015-16 SEASON SERIES STATISTICS VS. ROCKETS

PLAYER	G-GS	MIN	FG-A	PCT	3FG-A	PCT	FT-A	PCT	OFF	DEF	TOT	AST	PF-DQ	STL	TO	BLK	PTS	AVG
Covington	2-2	73	11-22	.500	9-17	.529	14-17	.824	1	13	14	9	8-0	12	6	2	45	22.5
Canaan	2-1	56	13-30	.433	8-19	.421	3-5	.600	0	3	3	6	8-0	0	4	1	37	18.5
Noel	1-1	32	7-17	.412	0-0	---	3-4	.750	8	1	9	4	4-0	2	3	2	17	17.0
Grant	2-2	67	11-25	.440	4-10	.400	5-8	.625	1	5	6	3	6-0	2	3	2	31	15.5
Smith (TOT)	2-1	49	11-21	.524	2-7	.286	1-1	1.000	2	8	10	7	4-0	2	7	0	25	12.5
Smith (PHI)	1-1	35	9-18	.500	2-7	.286	1-1	1.000	0	2	2	5	3-0	1	6	0	21	21.0
Okafor	1-1	27	4-12	.333	0-0	---	3-4	.750	4	2	6	2	2-0	1	1	0	11	11.0
H. Thompson	2-1	60	7-15	.467	4-9	.444	2-3	.667	0	11	11	2	7-0	2	0	0	20	10.0
Landry	1-0	9	0-2	.000	0-0	---	6-8	.750	3	3	6	0	1-0	0	1	0	6	6.0
Sampson	1-1	19	3-5	.600	0-1	.000	0-0	---	1	1	2	0	1-0	0	1	1	6	6.0
McConnell	2-0	38	5-7	.714	0-1	.000	1-1	1.000	1	7	8	8	4-0	2	3	0	11	5.5
Pressey	1-0	16	2-6	.333	0-0	---	0-1	.000	0	0	0	5	0-0	2	1	1	4	4.0
Holmes	2-0	19	2-3	.667	0-0	---	1-4	.250	5	1	6	0	4-0	0	0	1	5	2.5
Stauskas	2-0	27	1-7	.143	1-4	.250	1-2	.500	0	2	2	3	4-0	2	1	0	4	2.0
Weems (TOT)	2-0	35	1-9	.111	0-2	.000	0-0	---	0	3	3	6	3-0	1	4	0	2	1.0
76ERS	2	480	75-169	.444	28-68	.412	40-58	.690	24	51	75	47	52-0	26	32	10	218	109.0

ROCKETS 2015-16 SEASON SERIES STATISTICS VS. SIXERS

PLAYER	G-GS	MIN	FG-A	PCT	3FG-A	PCT	FT-A	PCT	OFF	DEF	TOT	AST	PF-DQ	STL	TO	BLK	PTS	AVG
Harden	2-2	81	22-54	.407	6-20	.300	29-33	.879	4	14	18	16	6-0	1	13	1	79	39.5
Howard	2-2	69	13-19	.684	0-0	---	9-17	.529	13	18	31	5	7-0	2	3	2	35	17.5
Ariza	2-2	76	8-21	.381	6-13	.462	5-6	.833	1	4	5	4	3-0	3	3	1	27	13.5
McDaniels	1-0	17	3-4	.750	0-1	.000	6-6	1.000	2	1	3	0	2-0	0	1	0	12	12.0
Beverley	2-2	64	8-18	.444	5-8	.625	0-0	---	2	4	6	9	6-0	4	3	3	21	10.5
Beasley	1-0	9	2-3	.667	0-0	---	4-4	1.000	0	1	1	0	4-0	2	1	1	8	8.0
Capela	2-1	35	7-14	.500	0-0	---	2-4	.500	4	8	12	0	2-0	1	2	2	16	8.0
Thornton	1-0	9	3-5	.600	0-1	.000	0-0	---	0	2	2	0	1-0	0	1	0	6	6.0
Jones	1-0	24	2-5	.400	1-2	.500	0-0	---	1	7	8	1	3-0	0	1	1	5	5.0
Terry	2-0	28	3-6	.500	3-5	.600	1-1	1.000	0	3	3	3	1-0	2	1	0	10	5.0
Brewer	2-0	38	2-5	.400	1-3	.333	4-7	.571	0	3	3	2	6-1	2	3	0	9	4.5
Lawson	1-0	16	2-3	.667	0-0	---	0-0	---	0	0	0	3	0-0	1	3	0	4	4.0
Harrell	1-0	7	1-1	1.000	0-0	---	0-0	---	0	1	1	0	1-0	1	0	0	2	2.0
Motiejunas	1-1	7	0-1	.000	0-0	---	0-0	---	0	1	1	0	3-0	0	0	0	0	0.0
Smith (TOT)	1-0	7	0-2	.000	0-0	---	0-0	---	0	0	0	0	1-0	0	0	0	0	0.0
ROCKETS	2	480	76-159	.478	22-53	.415	60-78	.769	27	67	94	43	45-1	19	36	11	234	117.0

HOUSTON ROCKETS

DATE	H/A	W/L	PHI	OPP
11/7/67	A	W	130	105
11/8/67	A	W	129	114
11/23/67	H	W	128	117
2/7/68	N	W	125	103
2/16/68	A	W	124	108
2/18/68	A	L	106	111
3/5/68	H	W	134	103
11/24/68	A	L	128	135*
12/4/68	H	W	110	99
12/10/68	N	L	120	132
12/20/68	A	W	116	109
1/17/69	H	W	129	124
2/18/69	A	W	125	113
11/19/69	H	L	116	125
1/25/70	H	W	159	131
2/6/70	A	W	129	124
2/27/70	H	W	125	111
3/9/70	N	W	131	112
3/15/70	A	L	128	137
10/16/70	H	W	127	119
10/24/70	A	L	111	116
12/15/70	H	W	122	98
1/17/71	A	W	106	105
3/2/71	H	L	103	111
10/14/71	A	W	105	94
11/17/71	H	L	112	118
11/24/71	A	L	108	109
2/14/72	H	L	116	130
3/12/72	A	L	112	121
11/1/72	H	L	104	108
11/11/72	N	W	114	112
12/22/72	A	L	103	116
2/6/73	N	L	117	123
2/23/73	N	L	116	138
3/23/73	H	L	112	132
10/10/73	H	L	88	104
10/16/73	A	W	106	101
11/13/73	A	L	83	97
12/1/73	H	W	108	106*
1/2/74	H	L	99	101
2/20/74	A	L	98	115
10/25/74	A	L	86	110
12/11/74	H	W	103	96
2/2/75	H	W	90	77
2/21/75	A	L	85	103
11/29/75	A	L	98	99
1/27/76	A	L	116	127
2/13/76	H	W	134	109
3/27/76	A	L	95	109
4/5/76	H	W	130	129*
10/27/76	A	W	116	94
12/29/76	A	L	91	93
1/12/77	H	W	102	97
3/18/77	H	W	124	104
11/22/77	H	W	105	99
12/3/77	A	L	116	120*
1/10/78	H	W	95	80
4/1/78	A	L	112	116
10/28/78	A	W	101	99
12/15/78	H	W	91	84
3/21/79	A	W	114	108
4/4/79	H	W	121	120
10/13/79	A	L	94	97
11/23/79	H	W	113	102
12/21/79	H	W	117	106
12/29/79	A	L	100	104
1/31/80	A	W	110	105
11/26/80	A	W	101	100
1/9/81	H	W	107	94
11/21/81	H	W	135	106
1/28/82	A	L	101	109
12/28/82	A	W	104	93
2/18/83	H	W	127	98
11/25/83	A	W	115	101
2/8/84	H	W	118	107
1/11/85	H	W	115	108
3/3/85	A	L	90	99
12/18/85	H	W	126	108
1/4/86	A	L	100	115
11/23/86	H	W	114	104
3/1/87	A	W	102	97
2/22/88	A	L	106	119
3/28/88	H	W	108	98
1/7/89	A	W	96	95
4/2/89	H	W	108	99
1/6/90	A	L	119	124*
4/3/90	H	W	133	112
12/12/90	H	L	100	108
3/9/91	A	L	80	97
1/8/92	H	W	114	104
2/20/92	A	L	101	110
2/10/93	H	L	90	98
2/16/93	A	L	111	149
11/15/93	H	L	84	88
1/8/94	A	L	93	100
3/14/95	H	L	107	136
3/19/95	A	L	103	114
11/22/95	H	L	106	115
2/29/96	A	L	95	109
12/7/96	A	L	108	123
1/10/97	H	L	99	120
11/12/97	A	W	114	100
1/31/98	H	L	86	102
12/8/99	H	W	83	73
2/3/00	A	L	106	109
1/24/01	A	W	85	84*
2/7/01	H	L	87	112
11/8/01	A	L	72	77
1/15/02	H	W	112	106*
12/27/02	A	L	72	97
4/4/03	H	L	79	88*
11/17/03	H	L	66	74
12/31/03	A	L	72	80
12/4/04	A	L	76	77
2/2/05	H	L	95	118
2/6/06	H	L	81	87
3/1/06	A	W	106	101
1/29/07	A	L	84	105
3/18/07	H	L	74	124
12/10/07	H	W	100	88
1/15/08	A	W	111	107
1/6/09	H	W	104	96
1/28/09	A	W	95	93
12/11/09	H	L	91	96
2/6/10	A	W	102	95
2/16/11	A	W	114	105
3/30/11	H	W	108	97
2/22/12	A	L	87	93
12/19/12	A	L	103	125
1/12/13	H	W	107	100
11/23/13	H	W	123	117*
3/27/14	A	L	98	120
11/3/14	H	L	93	104
11/14/14	A	L	87	88
11/27/15	A	L	114	116
3/9/16	H	L	104	118

** overtime*
***double-overtime*

INDIANA PACERS

Nate McMillan

2016-17 SCHEDULE

11/11/16	@ PHI
3/26/17	@ IND
4/10/17	@ PHI

ALL-TIME SERIES RESULTS

Overall:	95-73
Home:	51-33
Away:	44-40

PLAYOFFS

Overall:	7-9
Home:	3-5
Away:	4-4

GENERAL INFORMATION

Franchise Timeline (Established) ..... Indiana Pacers (1976-77)
Address ..... 125 S. Pennsylvania Street; Indianapolis, IN 46204
Owner, Chairman and Chief Executive Officer ..... Herbert Simon
President of Basketball Operations ..... Larry Bird
Executive Vice President of Basketball Operations/General Manager ..... Kevin Pritchard
Head Coach ..... Nate McMillan
Assistant Coaches ..... Bill Bayno, Dan Burke, Popeye Jones
Senior Director of Media Operations/Head Athletic Trainer ..... Josh Corbeil
Media Information ..... David Benner, Krissy Myers, Wes Kaminski
Home Court ..... Bankers Life Fieldhouse (18,165)

BROADCAST INFORMATION

Radio ..... 1070 The Fan/93.5 FM: Mark Boyle, Bob Leonard
Television ..... FSN Indiana: Quinn Buckner, Chris Denari, Jeremiah Johnson

ALL-TIME SERIES INFORMATION

SIXERS

Largest Margin of Victory: 27, 11/13/80
Most Pts. Scored: 134, 11/7/84
Fewest Pts. Scored: 69, 2/6/13

PACERS

Largest Margin of Victory: 45, 4/22/94
Most Pts. Scored: 136, 4/6/79
Fewest Pts. Scored: 75, 11/3/10

SIXERS 2015-16 SEASON SERIES STATISTICS VS. PACERS

PLAYER	G-GS	MIN	FG-A	PCT	3FG-A	PCT	FT-A	PCT	OFF	DEF	TOT	AST	PF-DQ	STL	TO	BLK	PTS	AVG
Grant	3-3	101	16-35	.457	3-8	.375	12-19	.632	7	10	17	6	8-0	0	8	5	47	15.7
Canaan	3-2	86	14-34	.412	9-24	.375	5-7	.714	2	6	8	2	1-0	0	4	1	42	14.0
Okafor	1-1	31	6-11	.545	0-0	---	2-4	.500	1	5	6	0	1-0	1	3	0	14	14.0
Landry	2-1	45	9-16	.563	2-2	1.000	3-4	.750	1	12	13	2	4-0	0	4	2	23	11.5
Pressey	1-0	19	4-6	.667	1-1	1.000	0-0	---	0	3	3	5	2-0	1	3	0	9	9.0
H. Thompson	2-1	60	7-22	.318	1-11	.091	3-4	.750	3	12	15	4	7-0	4	4	0	18	9.0
Covington	2-1	55	7-23	.304	3-15	.200	0-0	---	1	9	10	2	7-0	4	5	1	17	8.5
McConnell	3-1	58	11-19	.579	2-4	.500	0-0	---	0	9	9	9	2-0	1	7	0	24	8.0
Sampson	1-0	19	3-4	.750	0-0	---	2-4	.500	0	3	3	0	2-0	0	3	0	8	8.0
Smith (TOT)	2-2	67	7-28	.250	1-4	.250	1-1	1.000	4	7	11	10	4-0	3	2	0	16	8.0
Smith (PHI)	2-2	67	7-28	.250	1-4	.250	1-1	1.000	4	7	11	10	4-0	3	2	0	16	8.0
Stauskas	3-1	64	6-18	.333	2-10	.200	6-7	.857	2	1	3	4	6-0	1	9	2	20	6.7
Noel	2-2	48	4-8	.500	0-0	---	2-4	.500	3	8	11	2	4-0	0	5	0	10	5.0
Marshall	1-0	6	1-4	.250	1-1	1.000	0-0	---	0	0	0	0	1-0	0	0	0	3	3.0
Weems (TOT)	3-0	29	3-5	.600	0-1	.000	1-2	.500	0	3	3	3	1-0	0	0	0	7	2.3
Weems (PHI)	1-0	16	2-2	1.000	0-0	---	1-2	.500	0	3	3	1	1-0	0	0	0	5	5.0
Brand	2-0	35	2-7	.286	0-0	---	0-0	---	1	9	10	4	4-0	0	2	0	4	2.0
Wood	1-0	11	1-2	.500	0-0	---	0-0	---	0	3	3	1	2-0	1	1	2	2	2.0
76ERS	3	720	100-239	.418	25-80	.313	37-56	.661	25	100	125	52	56-0	16	64	13	262	87.3

PACERS 2015-16 SEASON SERIES STATISTICS VS. SIXERS

PLAYER	G-GS	MIN	FG-A	PCT	3FG-A	PCT	FT-A	PCT	OFF	DEF	TOT	AST	PF-DQ	STL	TO	BLK	PTS	AVG
George	3-3	100	22-55	.400	8-20	.400	17-19	.895	2	20	22	15	8-0	7	6	0	69	23.0
Miles	3-1	69	18-32	.563	11-20	.550	4-4	1.000	1	4	5	5	8-0	4	3	1	51	17.0
Budinger	1-0	31	5-13	.385	1-4	.250	4-4	1.000	3	3	6	1	2-0	1	1	2	15	15.0
Stuckey	2-0	40	9-19	.474	3-6	.500	5-7	.714	0	3	3	6	6-0	2	1	0	26	13.0
G. Hill	2-2	51	11-18	.611	0-6	.000	1-1	1.000	1	7	8	5	2-0	0	0	1	23	11.5
Ellis	3-3	85	13-29	.448	4-10	.400	2-2	1.000	0	8	8	20	5-0	5	8	2	32	10.7
Robinson	1-0	21	3-5	.600	1-1	1.000	2-3	.667	0	3	3	0	0-0	2	1	0	9	9.0
Turner	2-1	53	9-16	.563	0-2	.000	0-0	---	2	14	16	3	5-0	2	4	4	18	9.0
J. Hill	2-0	38	6-14	.429	0-0	---	4-5	.800	7	6	13	1	3-0	1	5	1	16	8.0
Mahinmi	3-3	80	11-18	.611	0-0	---	1-2	.500	8	21	29	2	9-0	4	6	4	23	7.7
Lawson (TOT)	3-0	53	6-12	.500	2-3	.667	1-2	.500	0	4	4	10	4-0	2	5	0	15	5.0
Lawson (IND)	2-0	37	4-9	.444	2-3	.667	1-2	.500	0	4	4	7	4-0	1	2	0	11	5.5
Young	1-0	21	1-8	.125	0-2	.000	2-2	1.000	0	1	1	3	0-0	2	2	0	4	4.0
Allen	3-2	50	4-11	.364	0-0	---	3-4	.750	4	8	12	3	5-0	1	2	2	11	3.7
S. Hill	3-0	42	5-10	.500	0-2	.000	0-1	.000	1	10	11	2	4-0	2	2	0	10	3.3
PACERS	3	720	121-257	.471	30-76	.395	46-56	.821	29	112	141	73	61-0	34	48	17	318	106.0

INDIANA PACERS

DATE	H/A	W/L	PHI	OPP
11/17/76	H	L	117	123
12/18/76	A	W	97	93
2/1/77	A	L	109	110
2/11/77	H	W	118	109
12/10/77	A	L	108	114*
2/3/78	H	W	116	104
2/14/78	A	W	119	116
4/7/78	H	L	118	127
12/27/78	H	W	122	110
1/5/79	A	L	96	123
3/16/79	H	W	114	106
4/6/79	A	L	118	136
10/24/79	H	W	132	110
11/3/79	A	W	120	114**
11/26/79	H	W	113	112
2/5/80	A	W	109	108
3/5/80	H	W	120	113
3/14/80	A	L	94	104
11/13/80	A	W	130	103
11/21/80	H	W	97	88
12/16/80	A	W	109	107
1/21/81	H	W	118	104
3/10/81	A	W	103	102
3/18/81	H	W	107	95
11/4/81	H	W	107	99
11/27/81	A	W	124	112*
1/22/82	A	W	112	105
2/10/82	H	W	102	96
3/19/82	H	W	112	95
4/13/82	A	W	93	89
11/12/82	H	L	108	117
11/24/82	A	W	121	106
1/15/83	H	W	114	105
3/15/83	A	W	132	128
4/8/83	H	W	126	118*
10/29/83	A	W	124	112*
11/29/83	A	W	98	96
2/1/84	H	W	111	103
3/13/84	A	W	121	106
4/6/84	H	W	112	106
11/7/84	H	W	134	113
11/21/84	A	W	112	107
11/28/84	H	W	122	101
2/12/85	A	W	124	116
4/6/85	A	L	117	121
4/12/85	H	W	111	105

DATE	H/A	W/L	PHI	OPP
11/6/85	H	W	105	97
11/29/85	A	W	110	100
12/17/85	A	W	102	96
3/9/86	H	W	120	102
3/11/86	A	W	101	91
4/11/86	H	W	130	122
10/31/86	H	W	108	104
11/4/86	A	L	121	125**
12/10/86	H	W	122	112
1/13/87	A	W	101	94
2/3/87	A	W	99	94
4/17/87	H	L	111	115
11/6/87	H	W	108	95
1/29/88	H	W	94	89
2/4/88	A	L	95	109
3/6/88	A	W	105	100
3/18/88	H	W	129	109
4/16/88	A	L	92	126
11/26/88	H	W	122	114
12/3/88	A	W	107	100
2/14/89	A	W	113	108
2/15/89	H	W	113	98
11/25/89	A	W	111	103
1/8/90	H	W	120	116
1/31/90	A	W	112	108
4/18/90	H	W	124	113
11/13/90	A	W	108	100
11/28/90	H	W	116	106
1/23/91	H	L	109	110
4/3/91	A	W	107	104
12/26/91	A	W	113	110
1/29/92	H	L	90	115
3/11/92	H	W	111	93
3/22/92	A	L	100	108
11/11/92	A	L	114	120
12/21/92	H	W	113	101
1/12/93	A	L	93	112
1/27/93	H	L	125	127*
11/24/93	A	W	108	97
1/14/94	H	W	104	102*
4/13/94	H	L	87	115
4/22/94	A	L	88	133
12/9/94	H	L	88	94
1/28/95	A	L	103	106*
3/25/95	H	L	75	84
4/19/95	A	L	91	103

DATE	H/A	W/L	PHI	OPP
12/5/95	A	L	91	108
2/7/96	H	W	102	101
2/23/96	A	L	95	102
4/3/96	H	L	87	102
11/20/96	H	L	92	103
1/19/97	A	L	107	111
4/4/97	H	L	103	114
11/30/97	A	L	89	101
1/28/98	H	L	90	93*
2/19/98	A	L	77	82
2/22/98	H	L	92	97
2/18/99	A	L	95	99
3/17/99	H	W	114	110
4/16/99	H	W	93	83
1/22/00	H	W	103	97
2/7/00	A	L	84	109
3/26/00	A	W	111	101
4/17/00	H	L	90	92
1/28/01	A	W	86	81
4/1/01	H	W	104	93
4/17/01	A	W	111	105*
11/6/01	H	L	77	87
2/17/02	A	L	76	86
3/8/02	H	W	109	100
4/17/02	A	L	80	103
12/15/02	A	L	97	107
1/6/03	H	L	104	105
3/12/03	H	W	96	93
3/26/03	A	W	91	85
11/9/03	H	L	74	85
11/28/03	A	L	77	90
2/28/04	A	L	74	81
4/12/04	H	L	93	107
11/12/04	H	W	106	104*
12/22/04	A	W	102	90
1/31/05	H	W	89	88
4/15/05	A	W	90	86
11/5/05	A	W	111	109
3/5/06	H	L	93	94
3/26/06	A	L	79	92
11/7/06	A	L	86	97
12/20/06	H	L	93	101
3/10/07	A	W	100	96
4/10/07	H	W	90	86
12/19/07	A	L	85	102
1/21/08	H	L	103	110

DATE	H/A	W/L	PHI	OPP
4/11/08	H	L	76	85
11/14/08	A	W	94	92
12/20/08	H	L	94	95
2/5/09	H	W	99	94
2/17/09	A	L	91	100
1/23/10	A	W	107	97
1/25/10	H	L	98	109
3/9/10	A	L	96	107
10/30/10	A	L	86	99
11/3/10	H	W	101	75
1/11/11	H	L	103	111
3/8/11	A	W	110	100
1/9/12	H	W	96	86
3/14/12	A	L	94	111
4/17/12	H	L	97	102
4/21/12	A	W	109	106*
12/14/12	A	L	85	95
2/6/13	H	L	69	88
3/16/13	H	W	98	91
4/17/13	A	W	105	95
11/23/13	A	L	98	106
3/14/14	H	L	94	101
3/17/14	A	L	90	99
10/29/14	A	L	91	103
1/10/15	H	W	93	92
2/20/14	H	L	95	106
3/1/15	A	L	74	94
11/18/15	H	L	85	112
3/21/16	A	L	75	91
4/2/16	H	L	102	115

** overtime*

***double-overtime*

LOS ANGELES CLIPPERS

Glenn "Doc" Rivers

2016-17 SCHEDULE

1/24/17	@ PHI
3/11/17	@ LAC

ALL-TIME SERIES RESULTS

Overall:	67-57
Home:	42-19
Away:	24-36
Neutral:	1-2

PLAYOFFS

Overall:	1-2
Home:	0-2
Away:	1-0

GENERAL INFORMATION

Franchise Timeline (Established) ..... Buffalo Braves (1970-71), San Deigo Clippers (1978-79), ... Los Angeles Clippers (1984-85)
Address ..... 6951 S. Centinela Ave. Playa Vista, CA 90094
Owner ..... Steve Ballmer
President of Basketball Operations & Head Coach ..... Glenn "Doc" Rivers
General Manager ..... Lawrence Frank
Assistant Coaches ..... Mike Woodson, Sam Cassell, Armond Hill, Brendan O'Connor, Patrick Sullivan and John Welch
Player Development ..... J.P. Clark
Director of Medical Services & Head Athletic Trainer ..... Jasen Powell
Communications .. Seth Burton, Dennis Rogers, Ta'Nisha Cooper, Steven Esparza, Aubrey Freckman, Brandon Ehrlich
Home Court ..... STAPLES Center (19,060)

BROADCAST INFORMATION

Television ..... Prime Ticket: Broadcasters: Ralph Lawler, Michael Smith
Radio ..... AM 570, LA Sports: Brian Sieman
Spanish Radio ..... ESPN Deportes (1330 AM): Armando Garcia

ALL-TIME SERIES INFORMATION

SIXERS

Largest Margin of Victory: 31, 3/29/78
Most Pts. Scored: 149, 3/29/78
Fewest Pts. Scored: 72, 3/20/13

CLIPPERS

Largest Margin of Victory: 45, 2/9/14
Most Pts. Scored: 130, 12/27/75
Fewest Pts. Scored: 75, 12/31/02

SIXERS 2015-16 SEASON SERIES STATISTICS VS. CLIPPERS

PLAYER	G-GS	MIN	FG-A	PCT	3FG-A	PCT	FT-A	PCT	OFF	DEF	TOT	AST	PF-DQ	STL	TO	BLK	PTS	AVG
Okafor	2-1	48	17-32	.531	0-0	---	3-6	.500	5	8	13	2	3-0	1	4	3	37	18.5
H. Thompson	1-0	35	5-9	.556	4-6	.667	2-2	1.000	0	1	1	1	1-0	0	3	0	16	16.0
Grant	2-1	59	9-15	.600	1-4	.250	6-9	.667	4	8	12	2	7-0	0	1	1	25	12.5
Smith (TOT)	3-2	95	16-53	.302	1-4	.250	2-4	.500	2	12	14	25	7-0	5	5	0	35	11.7
Smith (PHI)	2-2	57	9-33	.273	1-3	.333	1-1	1.000	1	9	10	15	6-0	3	4	0	20	10.0
Stauskas	2-1	49	8-14	.571	7-11	.636	0-0	---	0	5	5	3	7-0	0	1	0	23	11.5
Landry	1-0	16	4-7	.571	0-0	---	3-6	.500	1	3	4	1	2-0	2	1	0	11	11.0
Noel	2-2	57	8-13	.615	0-0	---	5-7	.714	4	13	17	5	5-0	4	4	2	21	10.5
Sampson	1-1	23	4-8	.500	1-2	.500	0-0	---	0	1	1	2	3-0	0	2	2	9	9.0
Holmes	1-0	16	4-6	.667	0-1	.000	0-0	---	1	1	2	0	0-0	1	0	0	8	8.0
Covington	2-1	51	4-12	.333	0-7	.000	5-5	1.000	1	11	12	2	6-0	0	4	1	13	6.5
Marshall	1-0	17	1-7	.143	1-5	.200	0-0	---	0	0	0	3	0-0	0	2	0	3	3.0
McConnell	2-0	38	2-12	.167	0-2	.000	0-0	---	1	3	4	11	4-0	3	4	0	4	2.0
Canaan	2-1	40	0-11	.000	0-7	.000	1-2	.500	2	4	6	3	8-0	1	2	0	1	0.5
76ERS	2	505	75-179	.419	15-48	.313	26-38	.684	20	67	87	50	52-0	15	33	9	191	95.5

CLIPPERS 2015-16 SEASON SERIES STATISTICS VS. SIXERS

PLAYER	G-GS	MIN	FG-A	PCT	3FG-A	PCT	FT-A	PCT	OFF	DEF	TOT	AST	PF-DQ	STL	TO	BLK	PTS	AVG
Rivers	1-0	25	11-16	.688	3-4	.750	1-1	1.000	0	2	2	1	1-0	0	0	0	26	26.0
Redick	2-2	63	13-29	.448	7-13	.538	6-7	.857	0	3	3	4	5-0	0	4	0	39	19.5
Crawford	2-0	57	13-27	.481	1-5	.200	9-10	.900	0	4	4	5	1-0	2	2	0	36	18.0
Jordan	2-2	73	14-20	.700	0-0	---	6-14	.429	10	24	34	2	6-0	0	3	4	34	17.0
Paul	2-2	66	9-30	.300	1-7	.143	15-16	.938	1	10	11	21	5-0	5	5	0	34	17.0
Johnson	2-2	66	7-21	.333	5-14	.357	0-0	---	2	9	11	3	6-0	6	2	3	19	9.5
Aldrich	2-0	22	8-11	.727	0-0	---	2-2	1.000	2	10	12	1	6-0	1	3	2	18	9.0
Mbah a Moute	2-2	46	4-7	.571	0-0	---	1-2	.500	2	5	7	1	2-0	3	0	1	9	4.5
Stephenson	2-0	37	3-8	.375	0-1	.000	3-4	.750	0	7	7	4	1-0	1	4	0	9	4.5
Dawson	1-0	9	1-2	.500	0-0	---	0-0	---	2	1	3	0	0-0	0	0	0	2	2.0
Prigioni	2-0	35	1-3	.333	0-1	.000	0-0	---	1	4	5	7	5-0	1	3	0	2	1.0
Smith	1-0	7	0-2	.000	0-0	---	0-0	---	0	0	0	0	1-0	0	0	0	0	0.0
CLIPPERS	2	505	84-176	.477	17-45	.378	43-56	.768	20	79	99	49	39-0	19	27	10	228	114.0

LOS ANGELES CLIPPERS

DATE	H/A	W/L	PHI	OPP
10/20/70	A	W	98	89
11/13/70	H	W	119	111
11/25/70	N	W	99	92
12/29/70	A	W	124	113
12/14/71	A	L	110	117
12/27/71	A	W	121	112
1/12/72	H	L	109	111
2/2/72	H	W	119	104
3/1/72	H	W	108	99
3/14/72	A	L	105	108
10/13/72	H	L	101	104
10/17/72	A	L	114	122
11/24/72	N	L	96	105
11/28/72	A	W	101	94
12/16/72	H	L	103	126
1/2/73	A	L	110	114
1/28/73	H	L	96	101
1/30/73	A	L	104	105
10/20/73	A	L	110	116
1/20/74	H	W	129	112
1/22/74	A	L	109	119
2/3/74	N	L	98	112
2/6/74	H	L	98	114
2/13/74	H	L	106	129
3/2/74	H	L	99	103
11/21/74	A	L	95	99
11/26/74	H	L	99	103
12/7/74	H	W	116	112
12/10/74	A	L	91	101
1/6/75	H	W	101	95
2/4/75	A	W	111	105*
3/25/75	A	L	103	118

DATE	H/A	W/L	PHI	OPP
3/28/75	H	L	104	115
4/4/75	A	L	97	108
10/31/75	H	L	87	92
11/4/75	A	W	121	114
12/26/75	H	W	96	95
12/27/75	A	L	105	130
2/8/76	H	W	100	97
3/6/76	A	L	99	105
3/31/76	H	W	107	103
10/23/76	A	L	105	108
12/8/76	H	W	123	102
2/8/77	A	L	89	99
2/16/77	H	W	117	113
11/26/77	A	W	112	107
1/13/78	H	W	118	93
2/10/78	A	L	110	116
3/29/78	H	W	149	118
11/24/78	H	W	134	120
12/19/78	A	W	124	113
2/9/79	H	W	117	106
2/23/79	A	L	116	117
11/30/79	H	W	104	101
2/21/80	A	L	99	104
2/6/81	H	W	129	113
2/25/81	A	W	107	95
2/23/82	A	W	115	101
3/3/82	H	W	125	107
11/3/82	H	W	130	111
12/3/82	A	W	127	110
11/13/83	H	W	124	116*
3/4/84	A	W	127	122
1/26/85	A	W	120	113

DATE	H/A	W/L	PHI	OPP
3/13/85	H	W	121	103
12/26/85	A	W	117	108
1/8/86	H	W	116	114
11/16/86	A	W	103	90
1/5/87	H	W	108	102
12/2/87	A	L	85	88
1/8/88	H	W	117	103
11/4/88	H	W	129	110
2/28/89	A	W	123	105
12/30/89	A	W	100	95
3/5/90	H	W	128	105
12/18/90	H	W	110	99
2/17/91	A	W	114	104
12/28/91	A	L	95	102
1/10/92	H	W	102	90
12/11/92	H	L	110	125
12/27/92	A	W	110	106
12/27/93	A	L	86	96
1/12/94	H	W	117	98
11/18/94	H	W	97	83
1/5/95	A	L	93	95
3/10/96	H	L	102	104
3/22/96	A	L	93	107
2/20/97	H	W	101	84
2/25/97	A	L	93	98
2/25/98	A	L	108	117
4/3/98	H	W	93	78
11/5/99	A	L	81	91
2/23/00	H	W	94	78
2/16/01	H	W	108	93
3/20/01	A	L	77	88
12/26/01	A	W	100	86

DATE	H/A	W/L	PHI	OPP
1/7/02	H	W	116	92
11/6/02	H	W	101	99*
12/31/02	A	W	83	75
12/16/03	A	L	98	101
1/7/04	H	W	100	80
1/2/05	A	L	83	89
2/6/05	H	W	106	104
11/13/05	H	W	113	108
3/17/06	A	L	89	99
11/18/06	A	L	97	103*
2/9/07	H	L	89	90
2/9/08	H	W	101	80
3/3/08	A	W	106	80
11/21/08	H	W	89	88
12/31/08	A	W	100	92
12/19/09	H	L	107	112*
12/31/09	A	L	88	104
12/15/10	H	W	105	91
3/16/11	A	W	104	94
2/10/12	H	L	77	78
2/11/13	H	L	90	107
3/20/13	A	L	72	101
12/9/13	H	L	83	94
2/9/14	A	L	78	123
1/3/15	A	L	91	127
3/27/15	H	L	98	119
1/2/16	A	L	99	130
2/8/16	H	L	92	98*

** overtime*

***double-overtime*

LOS ANGELES LAKERS

Luke Walton

2016-17 SCHEDULE

12/16/16	@ PHI
3/12/17	@ LAL

ALL-TIME SERIES RESULTS

Overall:	132-143
Home:	78-46
Away:	39-81
Neutral:	15-16

PLAYOFFS

Overall:	14-20
Home:	8-9
Away:	6-11

GENERAL INFORMATION

Franchise Timeline (Established) ..... Minneapolis Lakers (1948-49), Los Angeles Lakers (1960-61)
Address ..... 555 Nash Street; El Segundo, Calif.
President/Governor ..... Jeanie Buss
Executive Vice President, Basketball Operations/Alternate Governor ..... Jim Buss
General Manager ..... Mitch Kupchak
Head Coach ..... Luke Walton
Associate Head Coach ..... Brian Shaw
Assistant Coaches ..... Brian Keefe, Mark Madsen, Jesse Mermuys
Athletic Trainer ..... Marco Nunez
Public Relations ..... John Black, Alison Bogli, Calder Hynes, Will Patterson, Matt Fleer
Home Court ..... STAPLES Center (18,997)

BROADCAST INFORMATION

Radio ..... ESPNLA Radio (710 AM): John Ireland, Mychal Thompson
Spanish Radio ..... ESPN Deportes (1330 AM): Fernando Gonzalez, Pepe Mantilla
Television ..... Time Warner Cable SportsNet: Bill Macdonald, Stu Lantz
Spanish Television ..... Time Warner Cable Deportes: Adrian Garcia Marquez, Francisco Pinto

ALL-TIME SERIES INFORMATION

SIXERS

Largest Margin of Victory: 31, 11/4/51
Most Pts. Scored: 158, 3/18/68
Fewest Pts. Scored: 65, 11/5/53

LAKERS

Largest Margin of Victory: 40, 2x last 11/19/72
Most Pts. Scored: 154, 12/19/71
Fewest Pts. Scored: 65, 1/29/53

SIXERS 2015-16 SEASON SERIES STATISTICS VS. LAKERS

PLAYER	G-GS	MIN	FG-A	PCT	3FG-A	PCT	FT-A	PCT	OFF	DEF	TOT	AST	PF-DQ	STL	TO	BLK	PTS	AVG
Covington	2-1	57	11-22	.500	7-15	.467	4-6	.667	1	10	11	5	6-0	2	3	3	33	16.5
Noel	2-1	54	11-18	.611	0-0	---	7-11	.636	7	14	21	6	3-0	4	4	3	29	14.5
Okafor	2-1	53	12-24	.500	0-0	---	0-1	.000	4	5	9	2	2-0	0	3	2	24	12.0
H. Thompson	1-0	29	3-10	.300	2-6	.333	4-4	1.000	2	3	5	1	3-0	0	3	1	12	12.0
Grant	2-2	62	8-13	.615	0-3	.000	7-8	.875	1	13	14	7	5-0	1	1	5	23	11.5
Canaan	2-2	61	6-20	.300	5-15	.333	2-2	1.000	0	7	7	6	2-0	1	3	0	19	9.5
McConnell	2-0	43	8-12	.667	2-5	.400	1-2	.500	0	9	9	13	1-0	2	5	1	19	9.5
Smith (TOT)	1-1	25	3-19	.158	0-2	.000	3-4	.750	1	3	4	3	5-0	0	3	0	9	9.0
Smith (PHI)	1-1	25	3-19	.158	0-2	.000	3-4	.750	1	3	4	3	5-0	0	3	0	9	9.0
Stauskas	2-0	43	4-14	.286	2-9	.222	0-0	---	2	3	5	2	5-0	2	3	0	10	5.0
Sampson	2-2	38	2-11	.182	0-1	.000	2-4	.500	5	7	12	1	4-0	0	3	2	6	3.0
Holmes	1-0	8	0-0	---	0-0	---	2-4	.500	0	0	0	1	1-0	0	0	1	2	2.0
Pressey	1-0	6	0-0	---	0-0	---	1-2	.500	0	0	0	2	2-0	0	0	0	1	1.0
76ERS	2	480	68-163	.417	18-56	.321	33-48	.688	23	74	97	49	39-0	12	32	18	187	93.5

LAKERS 2015-16 SEASON SERIES STATISTICS VS. SIXERS

PLAYER	G-GS	MIN	FG-A	PCT	3FG-A	PCT	FT-A	PCT	OFF	DEF	TOT	AST	PF-DQ	STL	TO	BLK	PTS	AVG
Bryant	1-1	32	7-26	.269	4-17	.235	2-4	.500	1	4	5	2	3-0	1	3	0	20	20.0
Clarkson	2-2	71	15-36	.417	1-4	.250	7-9	.778	2	5	7	5	4-0	0	0	0	38	19.0
Williams	2-1	58	8-21	.381	3-10	.300	14-17	.824	0	4	4	6	2-0	1	5	1	33	16.5
Randle	2-1	52	11-22	.500	0-1	.000	5-7	.714	5	15	20	2	6-0	3	1	0	27	13.5
Russell	2-1	63	8-28	.286	1-5	.200	1-2	.500	3	5	8	9	4-0	2	6	1	18	9.0
Young	2-0	38	4-14	.286	3-10	.300	1-2	.500	1	3	4	1	0-0	4	2	0	12	6.0
A. Brown	1-1	22	2-3	.667	1-1	1.000	0-0	---	0	5	5	0	0-0	1	0	0	5	5.0
World Peace	1-0	19	0-3	.000	0-2	.000	5-6	.833	0	5	5	1	1-0	0	2	0	5	5.0
Bass	2-0	40	4-6	.667	0-0	---	1-2	.500	1	6	7	2	5-0	2	1	2	9	4.5
Hibbert	2-2	56	3-10	.300	0-0	---	3-4	.750	5	10	15	3	8-0	1	0	4	9	4.5
Nance	2-1	30	4-7	.571	0-0	---	0-0	---	7	9	16	1	3-0	0	1	0	8	4.0
LAKERS	2	480	66-176	.375	13-50	.260	39-53	.736	25	71	96	32	36-0	15	24	8	184	92.0

LOS ANGELES LAKERS

DATE	H/A	W/L	PHI	OPP
1/11/50	A	L	88	98
3/5/50	H	W	84	75
11/5/50	H	W	90	87
11/15/50	A	L	71	72*
1/4/51	H	L	77	80
2/18/51	H	W	91	80
2/21/51	A	L	76	82
3/14/51	A	L	76	100
11/2/51	H	W	98	67
12/5/51	A	W	83	81*
1/1/52	A	L	80	82
1/19/52	H	W	110	105***
1/23/52	A	W	99	97*
2/21/52	H	W	88	80
11/9/52	H	W	96	89
12/9/52	A	L	79	82
1/8/53	H	W	75	67
1/29/53	A	W	83	65
2/12/53	A	L	81	91
3/5/53	H	W	94	91
11/5/53	H	L	65	77
12/3/53	N	L	74	87
12/5/53	A	L	80	90
12/20/53	H	W	81	76
1/14/54	H	W	96	71
2/20/54	A	L	68	83
2/21/54	H	W	100	73
3/2/54	A	L	87	91
10/31/54	H	L	94	97
11/14/54	A	L	92	99
12/18/54	A	L	83	86
12/19/54	H	W	108	93
1/6/55	H	L	106	117
1/8/55	A	W	100	97
1/11/55	N	L	82	93
2/10/55	H	W	85	81
3/10/55	N	L	93	96
11/17/55	H	W	105	91
12/3/55	H	W	114	103
12/4/55	A	W	102	96
12/15/55	H	L	133	135***
1/1/56	A	W	85	80
1/8/56	A	L	91	99
1/10/56	N	L	79	90
1/19/56	H	W	122	100
2/27/56	N	L	94	98
11/15/56	H	L	96	103
11/22/56	A	L	78	111
12/23/56	H	W	107	97
1/9/57	A	L	86	93
1/10/57	H	L	110	118
1/27/57	H	W	94	93
1/28/57	N	W	112	96
2/23/57	A	W	103	101
2/26/57	A	W	120	108
11/1/57	H	W	113	100
11/17/57	A	W	110	98
12/7/57	A	L	113	121
12/10/57	N	W	114	104
12/11/57	A	L	95	110
1/1/58	H	W	120	109
1/9/58	H	W	127	122
2/1/58	A	W	97	91
2/26/58	H	W	119	90
11/9/58	H	W	101	97
11/20/58	A	L	102	121
11/29/58	H	L	105	108
12/11/58	A	W	101	99 *
12/30/58	N	L	113	118
1/1/59	H	L	105	106
1/15/59	H	W	111	105
1/28/59	A	L	109	112
1/29/59	N	W	117	91
10/31/59	H	W	117	108
11/25/59	A	W	100	93
12/5/59	H	W	108	95
12/9/59	N	W	93	89
12/10/59	N	L	86	96
1/1/60	A	W	109	98
1/29/60	A	W	119	112
2/10/60	N	W	110	109
2/14/60	H	W	121	119
10/29/60	H	W	125	118
11/5/60	A	L	110	112
11/6/60	N	L	113	119
12/28/60	H	W	115	113
1/22/61	N	W	112	109
1/24/61	A	L	107	116
1/25/61	A	L	112	117
2/20/61	N	W	126	121
3/2/61	N	L	110	114
3/5/61	H	L	114	125
11/28/61	N	W	121	111
12/4/61	A	L	120	131
12/5/61	N	L	120	125
12/6/61	A	L	121	123*
12/16/61	N	W	128	123
12/27/61	N	L	111	119
12/28/61	H	L	114	121
3/4/62	H	L	115	124
10/20/62	H	W	108	102
11/15/62	N	W	120	98
12/9/62	N	W	117	114
12/12/62	A	L	120	126
12/17/62	A	L	114	121
12/29/62	H	L	123	132
1/25/63	N	L	114	122
2/27/63	H	W	122	111
11/15/63	H	W	99	97
12/18/63	A	L	96	116
12/21/63	A	L	113	126
12/28/63	H	W	114	100
1/18/64	N	L	111	115
1/29/64	N	W	102	97
2/8/64	H	W	109	101
3/15/64	A	L	95	120
3/17/64	A	L	97	121
12/1/64	H	L	117	118
12/6/64	N	L	104	109
12/19/64	A	W	140	113
12/23/64	A	L	117	135
12/30/64	H	W	117	115
2/8/65	A	L	98	117
2/10/65	A	W	110	99
2/18/65	H	L	110	117
2/28/65	N	L	118	122
3/2/65	N	L	117	126
11/9/65	H	W	118	110
11/21/65	A	W	110	104
11/24/65	A	L	124	127
12/6/65	N	W	116	107
12/15/65	A	W	122	108
12/17/65	A	W	127	117
1/7/66	H	L	120	126
1/25/66	N	W	110	106
2/7/66	H	W	132	125
2/17/66	A	W	136	121
12/2/66	H	W	138	130
12/21/66	A	W	129	123
12/23/66	A	W	118	107
1/20/67	H	W	119	108
2/1/67	A	L	133	143
2/5/67	A	W	130	123
2/10/67	H	W	148	131
3/6/67	N	W	119	117
3/15/67	A	W	138	123
10/18/67	H	W	103	87
11/11/67	A	W	115	111
12/5/67	H	L	122	128*
1/5/68	H	W	125	113
1/17/68	A	L	116	125
2/17/68	A	W	135	134**
3/18/68	H	W	158	128
10/18/68	H	W	114	96
11/28/68	H	W	122	107
12/22/68	A	L	99	102
1/3/69	H	W	130	101
2/7/69	A	W	109	106
2/23/69	A	W	125	121
10/17/69	H	W	131	126
11/16/69	A	L	125	138
12/9/69	H	W	123	99
12/21/69	A	L	117	133
2/1/70	H	L	112	113
3/13/70	A	L	117	128
10/21/70	H	L	117	141
10/23/70	A	W	127	122
1/8/71	H	L	117	123
1/19/71	A	L	114	134
2/19/71	A	W	118	104
11/10/71	H	L	103	143
12/3/71	H	L	116	131
12/19/71	A	L	132	154
1/14/72	H	L	121	135
3/7/72	A	L	97	114
11/19/72	A	L	95	135
12/13/72	H	L	90	128
1/10/73	H	L	96	120
2/11/73	A	L	90	108
12/21/73	A	L	107	116
1/12/74	H	L	101	108
2/22/74	A	L	103	104
3/13/74	H	L	100	121
11/15/74	A	L	99	105
1/8/75	H	L	98	106
1/26/75	A	W	103	97
2/5/75	H	L	110	113**
10/27/75	H	W	117	104
12/12/75	A	L	102	114
1/9/76	H	W	109	106
2/1/76	A	L	82	103
1/5/77	H	W	117	94
1/28/77	A	L	104	117
2/6/77	H	W	102	97
2/25/77	A	L	102	104
1/6/78	H	W	123	110
1/24/78	A	L	102	117
3/3/78	A	L	95	96
3/15/78	H	W	113	93
10/13/78	H	W	110	102
12/17/78	A	W	103	96
3/2/79	A	L	111	126
4/1/79	H	W	112	111
1/25/80	A	L	103	124
2/10/80	H	W	105	104
12/28/80	A	L	116	122
2/8/81	H	W	102	99
2/26/82	A	L	114	116**
3/7/82	H	W	119	113
12/5/82	A	W	114	104
1/5/83	H	W	122	120*
2/26/84	H	L	99	101
3/7/84	A	W	113	105
12/7/84	H	W	122	116
1/25/85	A	L	104	109
1/31/86	A	L	100	134
2/23/86	H	L	111	117*
12/28/86	A	L	85	111
2/22/87	H	L	110	112*
12/29/87	A	L	115	131
3/7/88	H	L	104	110
11/28/88	H	L	104	109
12/28/88	A	L	123	128
2/23/90	A	L	116	122
3/14/90	H	W	116	110
12/30/90	A	L	107	115
2/25/91	H	W	92	90
11/30/91	H	L	91	93
3/29/92	A	L	88	117
3/5/93	A	L	97	101*
3/12/93	H	L	95	101
12/17/93	H	W	105	94
2/20/94	A	L	95	107
1/21/95	H	W	117	113*
2/22/95	A	L	100	112
1/2/96	A	W	90	89
1/26/96	H	L	88	100
11/26/96	H	L	88	100
12/29/96	A	L	102	115
11/28/97	H	W	105	95
1/4/98	A	W	113	107
3/19/99	H	W	105	90
2/20/00	H	L	84	87
3/31/00	A	L	88	100
12/5/00	A	L	85	96
2/14/01	H	W	112	97
12/25/01	A	L	82	88
1/27/02	H	W	93	87
12/20/02	H	W	107	104*
3/9/03	A	L	92	106
2/5/04	H	W	96	73
2/20/04	A	L	88	116
3/15/05	H	W	108	91
3/27/05	A	W	96	89
11/11/05	H	W	85	81
1/6/06	A	L	93	119
12/31/06	A	L	94	104
3/9/07	H	W	108	92
12/21/07	H	L	101	106
1/4/08	A	L	93	124
12/3/08	H	L	102	114
3/17/09	A	W	94	93
1/29/10	H	L	91	99
2/26/10	A	L	90	99
12/17/10	H	L	81	93
12/31/10	A	L	98	102
2/6/12	H	W	95	90
12/16/12	H	L	98	111
1/1/13	A	W	103	99
12/29/13	A	W	111	104
2/7/14	H	L	98	112
3/22/15	A	L	87	101
3/30/15	H	W	111	113*
12/1/15	H	W	103	91
1/1/16	A	L	84	93*

** overtime*

***double-overtime*

MEMPHIS GRIZZLIES

David Fizdale

2016-17 SCHEDULE

11/23/16	@ PHI
12/6/16	@ MEM

ALL-TIME SERIES RESULTS

Overall:	21-19
Home:	10-9
Away:	11-10

GENERAL INFORMATION

Franchise Timeline (Established) ..... Vancouver Grizzlies (1995-96), Memphis Grizzlies (2001-02)
Address ..... 191 Beale Street; Memphis, TN 38103
Controlling Owner ..... Robert. Pera
General Manager ..... Chris Wallace
Vice President of Basketball Operations ..... John Hollinger
Executive V.P. of Player Personnel ..... Ed Stefanski
Head Coach ..... David Fizdale
Associated Head Coach ..... J.B. Bickerstaff
Assistant Coaches ..... Keith Smart, Bob Bender, Nick Van Exel, Adam Mazarei
Director of Performance ..... Eric Oetter
Head Strength and Conditioning Coach ..... Chattin Hill
Communications ..... Jason Wallace, Ross Wooden, Kerri Harper
Home Court ..... FedExForum (18,119)

BROADCAST INFORMATION

Radio ..... ESPN (92.9 FM/680 AM): Eric Hasseltine, Hank McDowell, Elliot Perry
Television ..... Fox Sports Southeast: Pete Pranica, Brevin Knight, Sean Tuohy, Rob Fischer, Chris Vernon

ALL-TIME SERIES INFORMATION

SIXERS

Largest Margin of Victory: 19, 4/10/10
Most Pts. Scored: 120, 4/10/10
Fewest Pts. Scored: 76, 2/21/12

GRIZZLIES

Largest Margin of Victory: 26, 3/15/14
Most Pts. Scored: 120, 12/13/14
Fewest Pts. Scored: 79, 12/9/00

SIXERS 2015-16 SEASON SERIES STATISTICS VS. GRIZZLIES

PLAYER	G-GS	MIN	FG-A	PCT	3FG-A	PCT	FT-A	PCT	OFF	DEF	TOT	AST	PF-DQ	STL	TO	BLK	PTS	AVG
Canaan	2-2	65	10-23	.435	6-17	.353	5-8	.625	0	2	2	4	4-0	4	4	1	31	15.5
H. Thompson	2-0	55	11-20	.550	6-13	.462	0-0	---	1	5	6	3	5-0	2	2	1	28	14.0
Okafor	2-2	65	11-23	.478	0-1	.000	5-7	.714	4	14	18	3	8-0	1	7	0	27	13.5
Covington	2-2	60	8-18	.444	2-8	.250	2-2	1.000	4	11	15	7	8-0	9	14	1	20	10.0
Grant	2-2	57	6-13	.462	2-5	.400	6-7	.857	4	9	13	1	6-0	2	1	4	20	10.0
Sampson	2-1	26	5-7	.714	1-2	.500	5-6	.833	0	2	2	1	1-0	2	2	1	16	8.0
Wroten	1-1	29	2-9	.222	0-2	.000	3-8	.375	1	4	5	7	3-0	0	5	0	7	7.0
Noel	1-0	27	1-3	.333	0-0	---	3-3	1.000	0	8	8	2	1-0	1	2	1	5	5.0
McConnell	2-0	40	4-9	.444	1-2	.500	0-1	.000	0	5	5	9	6-0	0	6	0	9	4.5
Pressey	1-0	16	0-4	.000	0-2	.000	3-4	.750	0	2	2	3	2-0	1	3	0	3	3.0
Stauskas	2-0	17	2-8	.250	1-5	.200	0-0	---	0	2	2	1	2-0	1	2	1	5	2.5
Holmes	2-0	24	1-6	.167	0-2	.000	1-2	.500	4	1	5	1	4-0	1	3	2	3	1.5
76ERS	2	480	61-143	.427	19-59	.322	33-48	.688	18	65	83	42	50-0	24	55	12	174	87.0

GRIZZLIES 2015-16 SEASON SERIES STATISTICS VS. SIXERS

PLAYER	G-GS	MIN	FG-A	PCT	3FG-A	PCT	FT-A	PCT	OFF	DEF	TOT	AST	PF-DQ	STL	TO	BLK	PTS	AVG
Conley	2-2	69	12-27	.444	2-5	.400	12-14	.857	0	5	5	11	4-0	2	7	2	38	19.0
Randolph	2-1	57	12-27	.444	0-0	---	7-8	.875	11	8	19	3	3-0	2	2	0	31	15.5
Gasol	2-2	74	11-23	.478	0-0	---	6-7	.857	1	17	18	8	7-0	4	4	5	28	14.0
Barnes	2-1	56	10-18	.556	3-8	.375	2-5	.400	3	15	18	7	5-0	4	3	3	25	12.5
Je. Green	2-2	47	7-13	.538	1-4	.250	6-6	1.000	4	1	5	2	1-0	2	3	0	21	10.5
Lee	2-1	51	7-14	.500	0-0	---	4-4	1.000	0	2	2	3	1-0	3	5	0	18	9.0
V. Carter	2-0	26	4-12	.333	2-6	.333	0-0	---	1	1	2	1	7-0	1	2	0	10	5.0
Allen	2-1	36	4-13	.308	0-1	.000	1-5	.200	1	6	7	0	3-0	3	1	0	9	4.5
Ja. Green	2-0	27	4-7	.571	0-1	.000	1-2	.500	1	3	4	1	5-0	1	5	0	9	4.5
Chalmers (TOT)	2-0	38	3-12	.250	1-3	.333	0-0	---	2	3	5	9	5-0	5	6	0	7	3.5
Chalmers (MEM)	2-0	38	3-12	.250	1-3	.333	0-0	---	2	3	5	9	5-0	5	6	0	7	3.5
GRIZZLIES	2	480	74-166	.446	9-28	.321	39-51	.765	24	61	85	45	41-0	27	38	10	196	98.0

MEMPHIS GRIZZLIES

DATE	H/A	W/L	PHI	OPP
1/5/96	A	L	102	103*
1/29/96	H	W	103	92
11/30/96	H	W	96	90
2/28/97	A	W	104	100
1/1/98	A	W	115	104
1/13/98	H	W	107	89
3/24/99	A	W	95	90*
12/27/99	A	W	100	93
3/8/00	H	W	107	90
12/9/00	A	W	83	79
2/21/01	H	W	107	91
12/2/01	H	L	87	93
12/8/01	A	L	83	92
11/20/02	A	W	95	88
2/26/03	H	W	111	107
1/17/04	H	L	87	91
3/16/04	A	L	79	82
12/3/04	A	L	86	94
2/9/05	H	L	95	98
1/20/06	H	W	89	86*
3/12/06	A	W	94	91
1/17/07	A	L	102	118
3/2/07	H	W	117	112*
12/22/07	A	W	99	97
2/13/08	H	W	102	88
2/11/09	H	W	91	87
3/7/09	A	W	110	105
11/20/09	H	L	97	102
4/10/10	A	W	120	101
1/28/11	H	L	94	99
2/15/11	A	L	91	102
2/21/12	A	L	76	89
12/26/12	A	W	99	89
1/28/13	H	L	100	103
3/15/14	H	L	77	103
4/11/14	A	L	95	117
12/13/14	H	L	115	120*
1/24/15	A	L	83	101
11/29/15	A	L	84	92*
12/22/15	H	L	90	104

** overtime*

***double-overtime*

MIAMI HEAT

Erik Spoelstra

2016-17 SCHEDULE

11/21/16	@ PHI
2/4/17	@ MIA
2/11/17	@ PHI
3/1/17	@MIA

ALL-TIME SERIES RESULTS

Overall:	53-56
Home:	32-22
Away:	21-34

PLAYOFFS

Overall:	1-4
Home:	1-1
Away:	0-3

GENERAL INFORMATION

Franchise Timeline (Established) ..... Miami Heat (1988-89)
Address ..... 601 Biscayne Boulevard; Miami, FL 33132
Managing General Partner ..... Micky Arison
Chief Executive Officer ..... Nick Arison
President ..... Pat Riley
Senior Vice President, Basketball Operations/General Manager ..... Andy Elisburg
Head Coach ..... Erik Spoelstra
Assistant Coaches ..... Dan Craig, Juwan Howard, Chris Quinn, Octavio de la Grana
Head Athletic Trainer ..... Jay Sabol
Sports Media Relations ..... Tim Donovan, Rob Wilson, Michael Lissack, Nick Maiorana
Home Court ..... AmericanAirlines Arena (19,600)

BROADCAST INFORMATION

Radio ..... 790 The Ticket (AM 790/FM 104.3 HD-2): Mike Inglis, John Crotty, Ron Rothstein
Spanish Radio ..... WAQI (710 AM): Jose Paneda, Joe Pujala
Cable Television ..... FOX Sports Sun: Eric Reid, Tony Fiorentino, Jason Jackson

ALL-TIME SERIES INFORMATION

SIXERS

Largest Margin of Victory: 31, 2/22/89
Most Pts. Scored: 139, 2/22/89
Fewest Pts. Scored: 57, 2/21/96

HEAT

Largest Margin of Victory: 37, 3/5/94
Most Pts. Scored: 128, 11/20/92
Fewest Pts. Scored: 66, 2/21/96

SIXERS 2015-16 SEASON SERIES STATISTICS VS. HEAT

PLAYER	G-GS	MIN	FG-A	PCT	3FG-A	PCT	FT-A	PCT	OFF	DEF	TOT	AST	PF-DQ	STL	TO	BLK	PTS	AVG
Smith (TOT)	2-2	77	19-33	.576	4-8	.500	5-10	.500	0	12	12	10	1-0	2	6	0	47	23.5
Smith (PHI)	2-2	77	19-33	.576	4-8	.500	5-10	.500	0	12	12	10	1-0	2	6	0	47	23.5
Covington	3-2	107	17-39	.436	8-21	.381	13-16	.813	4	16	20	7	14-1	5	5	4	55	18.3
Okafor	1-1	34	8-20	.400	0-0	---	0-0	---	2	9	11	1	2	0-0	3	3	16	16.0
Canaan	3-0	89	14-41	.341	9-29	.310	6-6	1.000	1	5	6	9	8-0	3	2	0	43	14.3
Landry	2-2	36	8-20	.400	0-0	---	5-10	.500	7	3	10	1	8-0	1	0	0	21	10.5
Holmes	2-0	40	7-13	.538	1-2	.500	5-6	.833	7	2	9	2	4-0	2	1	4	20	10.0
Noel	1-1	30	4-9	.444	0-0	---	2-4	.500	3	5	8	2	5-0	2	2	0	10	10.0
H. Thompson	3-2	90	10-34	.294	6-20	.300	4-4	1.000	3	11	14	3	11-0	2	3	2	30	10.0
Stauskas	1-1	25	3-8	.375	2-7	.286	0-0	---	0	1	1	2	1-0	0	0	1	8	8.0
Grant	3-3	105	5-24	.208	0-5	.000	6-9	.667	8	13	21	7	11-0	1	4	6	16	5.3
McConnell	3-1	58	6-14	.429	0-1	.000	1-2	.500	2	5	7	11	7-0	6	7	0	13	4.3
Brand	2-0	19	3-7	.429	0-0	---	2-2	1.000	0	6	6	2	3-0	0	1	0	8	4.0
Sampson	1-0	10	0-0	---	0-0	---	4-4	1.000	0	2	2	0	3-0	0	1	0	4	4.0
Weems (TOT)	1-0	3	0-0	---	0-0	---	0-0	---	0	1	1	1	0-0	0	0	0	0	0.0
76ERS	3	720	104-262	.397	30-93	.323	53-73	.726	37	90	127	57	78-1	24	36	20	291	97.0

HEAT 2015-16 SEASON SERIES STATISTICS VS. SIXERS

PLAYER	G-GS	MIN	FG-A	PCT	3FG-A	PCT	FT-A	PCT	OFF	DEF	TOT	AST	PF-DQ	STL	TO	BLK	PTS	AVG
Wade	3-3	94	20-48	.417	0-1	.000	31-36	.861	4	14	18	11	7-0	8	6	2	71	23.7
Whiteside	3-1	94	14-29	.483	0-0	---	18-26	.692	11	30	41	3	6-0	1	6	17	46	15.3
Dragic	3-3	98	18-38	.474	3-6	.500	5-6	.833	3	17	20	20	10-0	2	10	0	44	14.7
Bosh	1-1	35	3-11	.273	2-5	.400	5-8	.625	2	9	11	1	3-0	1	2	3	13	13.0
Deng	3-3	96	12-26	.462	3-12	.250	9-11	.818	6	19	25	10	1-0	2	2	1	36	12.0
J. Johnson (TOT)	4-4	119	16-35	.457	5-12	.417	5-5	1.000	2	3	5	8	7-0	3	5	0	42	10.5
J. Johnson (MIA)	2-2	57	11-18	.611	3-4	.750	1-1	1.000	2	3	5	3	5-0	3	3	0	26	13.0
Stoudemire	2-2	31	5-11	.455	0-0	---	4-5	.800	3	7	10	0	5-0	1	2	2	14	7.0
Green	3-0	46	6-22	.273	2-10	.200	6-8	.750	0	2	2	0	3-0	0	0	1	20	6.7
Winslow	3-0	69	7-11	.636	2-3	.667	3-7	.429	5	5	10	2	9-0	2	8	1	19	6.3
Richardson	3-0	61	5-13	.385	3-3	1.000	0-0	---	1	4	5	4	5-0	0	3	1	13	4.3
T. Johnson	1-0	17	2-6	.333	0-2	.000	0-1	.000	0	0	0	1	1-0	0	1	0	4	4.0
McRoberts	1-0	14	1-3	.333	0-1	.000	1-2	.500	0	2	2	1	1-0	1	0	1	3	3.0
Udrih (TOT)	1-0	6	1-1	1.000	0-0	---	0-0	---	0	1	1	0	0-0	0	1	0	2	2.0
Udrih (MIA)	1-0	6	1-1	1.000	0-0	---	0-0	---	0	1	1	0	0-0	0	1	0	2	2.0
Haslem	1-0	1	0-1	.000	0-1	.000	0-0	---	1	0	1	0	0-0	0	0	0	0	0.0
HEAT	3	720	105-238	.441	18-48	.375	83-111	.748	38	113	151	56	56-0	21	46	29	311	103.7

MIAMI HEAT

DATE	H/A	W/L	PHI	OPP
2/22/89	A	W	139	108
3/31/89	H	W	114	93
11/8/89	H	W	115	91
11/22/89	A	W	113	103
12/6/89	H	W	121	98
1/19/90	A	W	102	95
3/21/90	H	W	118	97
12/14/90	H	W	95	92
12/21/90	A	W	126	102
2/22/91	A	W	103	96
3/15/91	H	W	105	103*
4/19/91	A	L	100	114
11/20/91	H	W	114	107
11/29/91	A	L	92	95
12/20/91	H	W	127	99
2/11/92	A	W	114	102
4/1/92	H	W	108	91
11/20/92	H	W	129	128***
1/20/93	A	W	115	112*
4/10/93	A	L	114	119
4/21/93	H	W	107	97
12/18/93	A	L	90	113
12/22/93	H	L	90	98
2/5/94	A	W	96	94
2/25/94	H	L	84	115
3/5/94	A	L	83	120
11/16/94	H	W	109	96
12/7/94	A	W	111	102
12/13/94	H	W	105	90
4/4/95	A	L	92	95
4/21/95	H	W	113	106

DATE	H/A	W/L	PHI	OPP
2/1/96	A	L	104	124
2/21/96	H	L	57	66
2/25/96	A	L	101	108
4/17/96	H	W	90	86
11/16/96	A	W	91	89
12/11/96	H	L	79	84
2/15/97	A	L	99	125
2/18/97	H	L	83	111
12/3/97	A	L	90	94
12/19/97	H	L	84	91
1/21/98	A	L	87	92
2/4/98	H	L	84	98
3/5/99	H	L	78	89
3/8/99	A	L	89	91
4/1/99	A	W	88	84
11/17/99	H	L	93	98
12/1/99	A	L	83	90
3/16/00	A	L	77	92
4/10/00	H	W	96	80
11/4/00	A	W	84	82
11/17/00	H	W	94	73
2/28/01	H	W	79	69
4/10/01	A	L	81	83
11/13/01	A	W	82	76
2/27/02	H	W	82	72
3/19/02	A	W	91	79
3/20/02	H	L	77	82
11/27/02	H	W	83	74
1/25/03	A	W	97	91
1/31/03	H	W	104	99
3/18/03	A	W	103	83

DATE	H/A	W/L	PHI	OPP
10/28/03	H	W	89	74
12/5/03	A	W	93	90
12/17/03	H	W	87	76
3/20/04	A	L	69	101
11/21/04	A	L	83	93
1/24/05	H	W	106	98
3/7/05	A	L	100	108
4/14/05	H	W	126	119*
11/18/05	A	L	96	106
12/16/05	H	L	105	112
4/14/06	A	L	85	104
11/5/06	H	W	107	98
11/27/06	A	L	91	103
1/19/07	H	W	98	95*
3/24/07	A	W	93	85
12/26/07	H	W	96	85
2/7/08	H	W	101	84
2/23/08	A	W	101	96
11/5/08	A	L	83	106
2/7/09	H	W	94	84
2/21/09	A	L	91	97
3/15/09	H	W	85	77
2/16/10	H	L	78	105
3/14/10	A	L	91	104
4/7/10	A	L	95	99
4/12/10	H	L	105	107
10/27/10	H	L	87	97
11/26/10	A	L	90	99
3/25/11	A	L	99	111
1/21/12	A	L	92	113
2/3/12	H	L	79	99

DATE	H/A	W/L	PHI	OPP
3/16/12	H	L	78	84
4/3/12	A	L	93	99
2/23/13	H	L	90	114
3/8/13	A	L	93	102
3/13/13	H	L	94	98
4/6/13	A	L	87	106
10/30/13	H	W	114	110
1/17/14	H	L	86	101
4/16/14	A	W	100	87
11/1/14	H	L	96	114
12/23/14	A	W	91	87
2/23/15	A	L	108	119
4/15/15	H	L	101	105
11/21/15	A	L	91	96
3/4/16	H	L	102	112
3/6/16	A	L	98	103

** overtime*
***double-overtime*
****triple-overtime*

MILWAUKEE BUCKS

Jason Kidd

2016-17 SCHEDULE

1/16/17	@ MIL
1/25/17	@ MIL
3/6/17	@ PHI
4/8/17	@ PHI

ALL-TIME SERIES RESULTS

Overall:	96-103
Home:	52-46
Away:	42-55
Neutral:	2-2

PLAYOFFS

Overall:	29-20
Home:	17-7
Away:	12-13

GENERAL INFORMATION

Franchise Timeline (Established) ..... Milwaukee Bucks (1968-69)
Address ..... 1001 N. Fourth Street; Milwaukee, WI 53203
Owners ..... Wes Edens, Marc Lasry & Jamie Dinan
General Manager ..... John Hammond
Head Coach ..... Jason Kidd
Assistant Coaches ..... Joe Prunty, Eric Hughes, Greg Foster, Sean Sweeney, Stacey Augmon
Director of Performance ..... Troy Flanagan
Public Relations ..... Dan Smyczek, Mark Rosenberg, Erika Johnson, Eric Kohlbeck
Home Court ..... Bradley Center (18,717)

BROADCAST INFORMATION

Radio ..... WTMJ (620 AM): Ted Davis, Dennis Krause (home games)
Television ..... FOX Sports Wisconsin: Jim Paschke, Gus Johnson, Marques Johnson, Jon McGlocklin

ALL-TIME SERIES INFORMATION

SIXERS

Largest Margin of Victory: 44, 11/16/68
Most Pts. Scored: 143, 3/3/69
Fewest Pts. Scored: 74, 3/12/11

BUCKS

Largest Margin of Victory: 33, 4/15/87
Most Pts. Scored: 142, 1/29/71
Fewest Pts. Scored: 69, 1/30/08

SIXERS 2015-16 SEASON SERIES STATISTICS VS. BUCKS

PLAYER	G-GS	MIN	FG-A	PCT	3FG-A	PCT	FT-A	PCT	OFF	DEF	TOT	AST	PF-DQ	STL	TO	BLK	PTS	AVG
Smith (TOT)	1-1	39	9-17	.529	2-5	.400	2-5	.400	2	7	9	8	2-0	3	6	2	22	22.0
Smith (PHI)	1-1	39	9-17	.529	2-5	.400	2-5	.400	2	7	9	8	2-0	3	6	2	22	22.0
Okafor	2-2	67	14-29	.483	0-0	---	10-11	.909	4	10	14	2	4-0	1	3	4	38	19.0
Noel	3-3	103	22-36	.611	0-0	---	2-3	.667	10	20	30	5	9-0	7	8	3	46	15.3
Covington	2-2	65	9-28	.321	7-22	.318	3-4	.750	2	11	13	3	6-0	6	4	0	28	14.0
Stauskas	2-2	71	8-34	.235	5-26	.192	5-5	1.000	1	7	8	4	2-0	1	5	0	26	13.0
Grant	3-2	85	13-26	.500	1-5	.200	11-17	.647	3	11	14	6	4-0	2	2	8	38	12.7
H. Thompson	3-0	84	13-37	.351	6-21	.286	1-1	1.000	7	6	13	3	10-0	1	6	1	33	11.0
Landry	1-0	13	2-6	.333	0-0	---	6-8	.750	2	3	5	1	1-0	1	1	1	10	10.0
Canaan	2-0	35	3-10	.300	2-8	.250	5-6	.833	0	5	5	3	4-0	2	4	1	13	6.5
Sampson	2-1	30	5-11	.455	1-1	1.000	1-2	.500	2	2	4	2	5-0	0	3	0	12	6.0
Holmes	2-0	38	4-11	.364	0-4	.000	3-5	.600	2	2	4	1	2-0	2	1	2	11	5.5
Marshall	1-1	24	2-4	.500	1-1	1.000	0-2	.000	0	0	0	7	2-0	0	6	0	5	5.0
McConnell	3-1	73	6-9	.667	1-1	1.000	0-0	---	3	12	15	24	4-0	2	4	0	13	4.3
Brand	1-0	17	0-0	---	0-0	---	0-0	---	0	2	2	1	1-0	0	0	0	0	0.0
Pressey	1-0	3	0-0	---	0-0	---	0-0	---	0	1	1	1	0-0	0	0	0	0	0.0
76ERS	3	745	110-258	.426	26-94	.277	49-69	.710	38	99	137	71	56-0	28	57	22	295	98.3

BUCKS 2015-16 SEASON SERIES STATISTICS VS. SIXERS

PLAYER	G-GS	MIN	FG-A	PCT	3FG-A	PCT	FT-A	PCT	OFF	DEF	TOT	AST	PF-DQ	STL	TO	BLK	PTS	AVG
Middleton	3-3	109	29-53	.547	6-14	.429	14-15	.933	2	12	14	18	7-0	7	7	0	78	26.0
Carter-Williams	1-1	33	9-13	.692	0-0	---	0-0	---	0	5	5	9	1-0	4	7	0	18	18.0
Antetokounmpo	3-3	114	22-39	.564	2-5	.400	7-9	.778	2	17	19	16	5-0	6	8	8	53	17.7
Monroe	2-2	61	11-24	.458	0-0	---	7-9	.778	2	12	14	5	6-0	5	2	2	29	14.5
Parker	3-3	78	15-25	.600	2-2	1.000	1-1	1.000	0	10	10	4	6-0	2	4	2	33	11.0
Henson	2-0	46	7-16	.438	0-0	---	6-6	1.000	6	8	14	4	7-0	1	1	8	20	10.0
Vasquez	2-0	36	4-14	.286	1-6	.167	2-3	.667	1	2	3	9	5-0	1	2	0	11	5.5
Ennis	3-1	56	7-13	.538	2-5	.400	0-0	---	0	5	5	6	6-0	0	4	0	16	5.3
Bayless	1-1	30	2-6	.333	1-2	.500	0-0	---	0	4	4	3	2-0	0	1	0	5	5.0
Vaughn	3-0	55	5-18	.278	5-14	.357	0-0	---	2	5	7	0	3-0	1	1	0	15	5.0
O'Bryant	3-0	48	5-12	.417	0-0	---	3-5	.600	6	9	15	1	8-0	1	2	1	13	4.3
Copeland	2-0	12	3-10	.300	1-8	.125	1-1	1.000	0	0	0	3	1-0	0	0	0	8	4.0
Mayo	1-0	22	2-7	.286	0-2	.000	0-0	---	0	1	1	4	0-0	0	4	0	4	4.0
Plumlee	3-1	42	5-8	.625	0-0	---	0-0	---	0	12	12	2	3-0	2	1	3	10	3.3
Novak (TOT)	1-0	1	1-1	1.000	1-1	1.000	0-0	---	0	1	1	0	0-0	0	0	0	3	3.0
Cunningham (TOT)	4-1	51	2-8	.250	0-2	.000	3-6	.500	0	4	4	2	4-0	1	1	0	7	1.8
Inglis	1-0	2	0-0	---	0-0	---	0-0	---	0	0	0	0	0-0	0	1	0	0	0.0
BUCKS	3	745	126-258	.488	20-58	.345	41-49	.837	21	102	123	84	60-0	30	46	24	313	104.3

MILWAUKEE BUCKS

DATE	H/A	W/L	PHI	OPP
11/16/68	H	W	136	92
12/6/68	A	W	121	112
12/8/68	N	W	122	117
12/31/68	A	W	128	107
2/28/69	N	W	123	102
3/3/69	A	W	143	132
10/31/69	H	L	125	129*
11/29/69	A	W	129	111
12/2/69	H	L	114	122
1/26/70	A	W	122	103
2/10/70	H	L	131	139
3/3/70	A	L	116	127
3/20/70	H	L	112	138
12/4/70	A	L	122	128*
12/30/70	H	W	119	107
1/29/71	H	L	118	142
2/17/71	N	L	114	119
3/1/71	A	L	103	127
10/23/71	H	L	88	110
11/14/71	N	L	114	125
1/28/72	H	L	118	127
2/18/72	A	W	132	126
3/3/72	H	L	81	94
10/28/72	H	L	92	96
11/5/72	A	L	113	131
1/16/73	A	L	92	108
2/14/73	H	W	106	104
10/26/73	H	L	92	98
11/25/73	A	L	96	105
12/8/73	H	L	92	105
12/27/73	A	L	107	129
12/1/74	A	L	112	117
12/13/74	H	W	93	89*
1/12/75	A	L	88	99
1/31/75	H	L	97	101
11/11/75	A	L	81	108
11/12/75	H	L	84	107
1/7/76	H	W	112	102
1/20/76	A	W	111	108
12/12/76	A	W	107	102
1/8/77	A	L	106	111
2/9/77	H	W	107	104
11/19/77	H	W	111	100
12/13/77	A	L	117	129
3/24/78	H	W	131	122
11/3/78	H	W	118	103
11/25/78	A	L	126	127
2/18/79	H	W	110	107*
3/9/79	A	L	113	119
11/6/79	A	W	118	117*
12/12/79	H	W	112	91

DATE	H/A	W/L	PHI	OPP
10/10/80	H	L	103	106
11/9/80	A	W	136	121
1/15/81	A	L	110	113
3/8/81	H	W	123	100
3/13/81	A	L	104	120
11/18/81	H	W	102	100
12/13/81	A	L	108	127
1/13/82	H	L	107	111
3/16/82	A	L	91	106
3/30/82	A	L	114	116*
4/18/82	H	W	110	86
11/19/82	H	W	121	109
1/12/83	H	W	122	121
1/23/83	A	L	96	107
3/19/83	A	W	105	97
3/23/83	H	W	104	101*
4/5/83	A	W	116	108
11/4/83	H	L	94	104
12/11/83	A	W	97	87
12/14/83	H	W	115	93
1/5/84	A	W	103	102*
3/14/84	H	W	92	91
4/5/84	A	L	103	113
12/5/84	H	W	112	111
12/14/84	A	W	115	111
12/21/84	H	L	101	104
1/5/85	A	W	110	106
2/26/85	A	L	97	116
3/22/85	H	L	112	131
10/29/85	A	L	117	119
11/10/85	H	W	105	97
2/17/86	H	L	106	111
3/7/86	A	L	95	125
3/28/86	H	L	94	116
11/5/86	H	W	107	101
12/3/86	H	W	115	110*
12/16/86	A	L	91	103
3/21/87	A	W	105	102
4/15/87	A	L	95	128
1/12/88	A	L	103	106
2/11/88	H	W	119	113*
2/21/88	A	L	115	120*
3/30/88	H	W	134	109
4/11/88	A	W	115	102
4/19/88	H	W	115	102
11/9/88	A	L	103	114
12/13/88	H	L	91	109
4/8/89	A	L	103	113
4/18/89	H	W	124	102
11/4/89	H	L	96	102
11/11/89	A	W	104	96

DATE	H/A	W/L	PHI	OPP
2/2/90	H	W	119	109
2/4/90	A	W	105	102
11/8/90	A	L	111	141
12/4/90	H	W	109	108*
1/11/91	A	W	120	105
4/2/91	H	L	104	121
11/11/91	H	W	102	99
12/21/91	A	L	97	110
3/14/92	A	L	105	110
4/12/92	H	L	90	94
11/27/92	H	L	111	115
1/23/93	A	W	113	104
2/26/93	H	W	114	111
3/20/93	A	L	86	112
12/11/93	A	W	99	86
1/29/94	H	W	94	89
3/20/94	A	L	101	103
4/6/94	H	W	115	114
11/4/94	H	L	86	91
12/14/94	A	L	96	99
1/25/95	H	L	97	98
2/4/95	A	W	102	96
12/22/95	H	L	94	99
1/17/96	H	L	100	111
2/13/96	A	W	104	101
11/1/96	H	L	103	111
1/20/97	H	L	104	114
2/1/97	A	W	109	100
4/11/97	A	L	118	126
10/31/97	H	L	88	103
11/6/97	A	L	93	100
3/4/98	H	W	87	80
3/14/98	A	W	93	89
2/16/99	H	L	92	93
2/28/99	A	W	87	76
4/6/99	H	W	95	87
11/27/99	A	W	82	79
1/3/00	H	W	124	120*
2/25/00	A	W	97	83
2/13/01	A	W	107	104
2/26/01	H	L	91	98
3/17/01	A	L	78	87
3/26/01	H	W	90	78
12/14/01	H	L	80	96
2/2/02	A	W	86	81
4/7/02	H	W	89	87
4/9/02	A	W	92	90
10/30/02	H	W	95	93
11/9/02	A	L	105	110*
1/17/03	H	L	95	99
1/28/03	A	W	108	81

DATE	H/A	W/L	PHI	OPP
11/25/03	A	L	91	95
1/5/04	H	L	76	88
3/8/04	H	W	97	92
12/12/04	H	W	107	101
12/18/04	A	W	116	97
3/1/05	A	W	118	111
4/18/05	H	W	122	106
11/1/05	H	L	108	117*
11/23/05	A	L	97	108
12/7/05	H	L	85	88
2/24/06	A	W	116	111
11/22/06	A	L	94	98
1/12/07	H	W	110	97
2/24/07	A	L	90	109
11/27/07	A	W	114	98
1/8/08	H	L	83	87
1/30/08	H	W	112	69
3/9/08	A	W	119	97
12/17/08	H	W	93	88
1/7/09	A	W	110	105
4/2/09	H	W	105	95
10/30/09	H	W	99	86
1/27/10	A	L	88	91
3/24/10	A	W	101	86
4/9/10	H	L	90	95
11/19/10	H	W	90	79
1/14/11	H	W	95	94
3/12/11	A	L	74	102
4/2/11	A	L	87	93*
1/16/12	H	W	94	82
3/5/12	A	L	93	97
4/25/12	A	W	90	85
11/12/12	H	L	96	105
1/22/13	A	L	102	110
2/13/13	A	L	92	94
3/27/13	H	W	100	92
11/22/13	H	W	115	107*
12/21/13	A	L	106	116
2/24/14	H	L	110	130
10/31/14	A	L	81	93
1/7/15	H	L	77	97
2/25/15	A	L	88	104
4/13/15	H	L	97	107
11/4/15	A	L	87	91
12/23/15	A	L	100	113
4/10/16	H	L	108	109*

** overtime*

***double-overtime*

MINNESOTA TIMBERWOLVES

Tom Thibodeau

2016-17 SCHEDULE

11/17/16	@ MIN
1/3/17	@ PHI

ALL-TIME SERIES RESULTS

Overall:	23-28
Home:	14-11
Away:	9-17

GENERAL INFORMATION

Franchise Timeline (Established) ..... Minnesota Timberwolves (1989-90)
Address ..... 600 Hennepin Avenue, Suit 300; Minneapolis, MN 55403
Owner ..... Glen Taylor
Chief Executive Officer ..... Ethan Casson
President of Basketball Operations/Head Coach ..... Tom Thibodeau
General Manager ..... Scott Layden
Assistant Coaches ..... Andy Greer, Ryan Saunders, Rick Brunson
Director of Medical Operations/Head Athletic Trainer ..... Gregg Farnam
Public Relations ..... Brad Ruiter, Aaron Seehusen, Dan Bell, Alex King, Kirsten Wenker
Home Court ..... Target Center (19,356)

BROADCAST INFORMATION

Radio ..... WCCO-AM 830: Alan Horton
Television ..... Fox Sports North: Dave Benz, Jim Petersen

ALL-TIME SERIES INFORMATION

SIXERS

Largest Margin of Victory: 38, 11/25/94
Most Pts. Scored: 119, 2x, last 2/9/10
Fewest Pts. Scored: 74, 10/30/01

TIMBERWOLVES

Largest Margin of Victory: 35, 12/8/04
Most Pts. Scored: 126, 1/6/14
Fewest Pts. Scored: 71, 11/25/94

SIXERS 2015-16 SEASON SERIES STATISTICS VS. TIMBERWOLVES

PLAYER	G-GS	MIN	FG-A	PCT	3FG-A	PCT	FT-A	PCT	OFF	DEF	TOT	AST	PF-DQ	STL	TO	BLK	PTS	AVG
Smith (TOT)	1-1	30	9-16	.563	0-0	---	3-3	1.000	0	4	4	11	1-0	3	4	0	21	21.0
Smith (PHI)	1-1	30	9-16	.563	0-0	---	3-3	1.000	0	4	4	11	1-0	3	4	0	21	21.0
Okafor	2-2	54	15-23	.652	0-0	---	5-8	.625	7	8	15	3	6-0	2	6	3	35	17.5
Holmes	1-0	18	7-10	.700	0-1	.000	3-3	1.000	1	0	1	0	3-0	1	2	1	17	17.0
Landry	1-0	22	8-11	.727	0-0	---	0-0	---	3	1	4	1	0-0	0	0	1	16	16.0
H. Thompson	2-0	54	10-19	.526	4-12	.333	0-2	.000	2	5	7	2	4-0	1	0	1	24	12.0
Canaan	2-0	40	5-16	.313	4-13	.308	6-7	.857	1	2	3	5	6-0	1	3	1	20	10.0
Covington	2-0	42	6-15	.400	3-10	.300	3-5	.600	1	6	7	2	4-0	3	5	0	18	9.0
Noel	2-2	63	7-12	.583	0-0	---	3-3	1.000	2	12	14	1	6-0	2	6	4	17	8.5
McConnell	2-1	44	6-17	.353	1-7	.143	0-0	---	2	5	7	14	4-0	7	3	0	13	6.5
Grant	2-2	54	4-13	.308	1-4	.250	2-3	.667	2	6	8	4	10-1	0	5	4	11	5.5
Stauskas	2-2	41	2-7	.286	1-3	.333	2-3	.667	1	3	4	3	3-0	1	1	0	7	3.5
Sampson	2-0	20	1-6	.167	0-1	.000	3-4	.750	1	3	4	0	3-0	0	0	1	5	2.5
76ERS	2	480	80-165	.485	14-51	.275	30-41	.732	23	55	78	46	50-1	21	36	16	204	102.0

TIMBERWOLVES 2015-16 SEASON SERIES STATISTICS VS. SIXERS

PLAYER	G-GS	MIN	FG-A	PCT	3FG-A	PCT	FT-A	PCT	OFF	DEF	TOT	AST	PF-DQ	STL	TO	BLK	PTS	AVG
Wiggins	2-2	63	14-30	.467	1-3	.333	19-22	.864	4	5	9	5	4-0	2	5	4	48	24.0
Muhammad	2-0	50	11-18	.611	2-2	1.000	3-4	.750	3	1	4	1	3-0	1	3	0	27	13.5
Dieng	2-0	56	10-14	.714	0-0	---	6-7	.857	5	8	13	1	5-0	3	2	4	26	13.0
Martin	1-1	32	4-11	.364	1-4	.250	2-2	1.000	0	1	1	0	0-0	1	1	0	11	11.0
LaVine	2-0	43	6-20	.300	0-3	.000	5-6	.833	0	6	6	2	4-0	2	5	0	17	8.5
Rubio	2-2	66	5-16	.313	0-3	.000	5-6	.833	1	5	6	21	6-0	4	6	0	15	7.5
Towns	2-2	44	7-15	.467	0-0	---	0-0	---	1	7	8	1	8-0	1	0	2	14	7.0
Garnett	2-2	35	6-8	.750	0-0	---	1-1	1.000	0	12	12	2	2-0	3	1	0	13	6.5
Bjelica	1-0	21	2-3	.667	1-2	.500	0-0	---	0	2	2	3	3-0	0	1	0	5	5.0
Miller	2-0	20	3-4	.750	0-0	---	3-3	1.000	0	2	2	6	1-0	0	3	0	9	4.5
Prince	2-1	30	4-8	.500	0-0	---	0-0	---	0	2	2	2	0-0	1	2	0	8	4.0
Jones	1-0	2	1-1	1.000	0-0	---	0-0	---	0	0	0	0	0-0	0	1	0	2	2.0
Payne	2-0	18	2-3	.667	0-0	---	0-0	---	0	3	3	2	7-1	1	3	1	4	2.0
TIMBERWOLVES	2	480	75-151	.497	5-17	.294	44-51	.863	14	54	68	46	43-1	19	34	11	199	99.5

DATE	H/A	W/L	PHI	OPP
11/10/89	A	L	118	125*
4/12/90	H	W	110	77
2/3/91	A	L	102	110**
4/14/91	H	L	88	96
12/13/91	A	W	104	95
1/24/92	H	W	119	86
3/8/93	A	W	92	83
4/18/93	H	W	106	79
3/15/94	A	L	87	96
3/18/94	H	L	98	100
11/25/94	A	W	109	71
2/15/95	H	L	97	101
12/17/95	A	W	101	99
3/6/96	H	L	90	103
3/11/97	A	L	100	104
3/14/97	H	W	109	95
12/17/97	H	L	90	94
4/10/98	A	L	102	107
1/9/00	H	L	112	123
3/28/00	A	W	102	100
11/9/00	A	W	84	82
12/11/00	H	L	91	96*
10/30/01	A	L	74	83
1/30/02	H	W	96	91
12/18/02	H	W	99	94
2/2/03	A	L	91	99
2/1/04	A	L	101	106
2/29/04	H	W	81	74
12/8/04	H	L	84	119
1/7/05	A	L	84	89
12/12/05	H	W	90	89*
1/22/06	A	W	86	84
12/3/06	H	L	84	95
1/5/07	A	L	102	104*
12/12/07	H	W	98	94
2/19/08	A	L	88	104
11/19/08	A	L	96	102
3/25/09	H	W	96	88
1/18/10	A	L	103	108*
2/9/10	H	W	119	97
2/12/11	A	W	107	87
3/4/11	H	W	111	100
2/19/12	A	L	91	92
12/4/12	H	L	88	105
2/20/13	A	L	87	94
12/11/13	A	L	99	106
1/6/14	H	L	95	126
12/3/14	A	W	85	77
1/30/15	H	W	103	94
11/23/15	A	L	95	100
1/4/16	H	W	109	99

** overtime*
***double-overtime*

NEW ORLEANS PELICANS

Alvin Gentry

2016-17 SCHEDULE

12/8/16	@ NO
12/20/16	@ PHI

ALL-TIME SERIES RESULTS

Overall:	14-16
Home:	9-6
Away:	5-10

PLAYOFFS

Overall:	4-2
Home:	2-1
Away:	2-1

GENERAL INFORMATION

Franchise Timeline (Established) ..... New Orleans Hornets (2002-03), New Orleans Pelican (2013-14)
Address ..... 5800 Airline Drive; Metairie, LA 70113
Owner ..... Tom Benson
Executive Officer ..... Gayle Benson
President ..... Dennis Lauscha
Executive Vice President ..... Mickey Loomis
General Manager ..... Dell Demps
Head Coach ..... Alvin Gentry
Associated Head Coach: ..... Darren Erman
Assistant Coaches ..... Phil Weber, Robert Pack, Fred Vinson, Kevin Hanson
Head Athletic Trainer ..... Duane Brooks
Communications ..... Greg Bensel, Matt Ryan, Will McClaran, Chris Trahant
Home Court ..... Smoothie King Center (16,867)

BROADCAST INFORMATION

Radio ..... WRNO (99.5 FM): Sean Kelley, John DeShazier
Television ..... Fox Sports New Orleans: Joel Meyers, David Wesley, Jen Hale

ALL-TIME SERIES INFORMATION

SIXERS

Largest Margin of Victory: 21, 11/25/02
Most Pts. Scored: 114, 2/19/16
Fewest Pts. Scored: 72, 11/11/07

PELICANS

Largest Margin of Victory: 37, 11/16/13
Most Pts. Scored: 135, 11/16/13
Fewest Pts. Scored: 62, 11/7/12

SIXERS 2015-16 SEASON SERIES STATISTICS VS. PELICANS

PLAYER	G-GS	MIN	FG-A	PCT	3FG-A	PCT	FT-A	PCT	OFF	DEF	TOT	AST	PF-DQ	STL	TO	BLK	PTS	AVG
Canaan	2-1	45	10-22	.455	8-14	.571	1-1	1.000	1	4	5	2	1-0	2	1	0	29	14.5
Noel	2-1	53	12-20	.600	0-0	---	4-6	.667	2	13	15	4	3-0	2	6	2	28	14.0
Okafor	1-1	19	5-9	.556	0-0	---	4-4	1.000	0	5	5	0	6-1	0	1	1	14	14.0
Covington	2-2	60	7-25	.280	4-17	.235	9-9	1.000	2	11	13	4	6-0	5	3	1	27	13.5
Stauskas	2-1	59	9-18	.500	5-11	.455	1-2	.500	0	4	4	7	6-0	1	2	1	24	12.0
Grant	2-1	49	7-14	.500	0-1	.000	8-8	1.000	1	2	3	2	6-0	2	2	2	22	11.0
Landry	2-0	34	9-11	.818	2-2	1.000	2-3	.667	5	5	10	3	1-0	2	1	0	22	11.0
Smith (TOT)	2-2	61	8-17	.471	0-6	.000	4-6	.667	1	4	5	13	5-0	4	6	2	20	10.0
Smith (PHI)	2-2	61	8-17	.471	0-6	.000	4-6	.667	1	4	5	13	5-0	4	6	2	20	10.0
Marshall	1-0	11	3-3	1.000	2-2	1.000	1-2	.500	0	0	0	3	2-0	1	0	0	9	9.0
H. Thompson	2-0	49	5-12	.417	3-5	.600	2-2	1.000	0	6	6	4	4-0	1	1	1	15	7.5
McConnell	2-0	25	4-9	.444	1-2	.500	0-0	---	2	1	3	9	1-0	1	3	0	9	4.5
Brand	1-1	11	1-3	.333	0-0	---	0-0	---	0	4	4	0	1-0	0	1	0	2	2.0
Holmes	1-0	3	0-1	.000	0-1	.000	0-0	---	0	0	0	0	0-0	0	0	0	0	0.0
76ERS	2	480	80-164	.488	25-61	.410	36-43	.837	14	59	73	51	42-1	21	30	10	221	110.5

PELICANS 2015-16 SEASON SERIES STATISTICS VS. SIXERS

PLAYER	G-GS	MIN	FG-A	PCT	3FG-A	PCT	FT-A	PCT	OFF	DEF	TOT	AST	PF-DQ	STL	TO	BLK	PTS	AVG
Davis	1-1	38	9-22	.409	0-2	.000	16-20	.800	2	5	7	1	3-0	2	2	2	34	34.0
Anderson	1-0	28	9-15	.600	4-6	.667	4-4	1.000	0	4	4	1	2-0	1	2	0	26	26.0
Holiday	1-0	33	8-17	.471	1-4	.250	7-8	.875	0	3	3	12	1-0	4	4	0	24	24.0
Babbitt	1-1	31	7-16	.438	2-3	.667	0-0	---	2	6	8	3	3-0	0	2	0	16	16.0
Cole	1-1	27	5-8	.625	0-0	---	2-4	.500	0	3	3	4	4-0	0	3	0	12	12.0
Ennis (TOT)	1-0	30	3-7	.429	1-4	.250	4-6	.667	0	1	1	2	3-0	0	4	1	11	11.0
Ennis (NO)	1-0	30	3-7	.429	1-4	.250	4-6	.667	0	1	1	2	3-0	0	4	1	11	11.0
Cunningham	2-2	64	8-10	.800	3-5	.600	2-4	.500	1	3	4	1	3-0	0	2	0	21	10.5
Asik	1-1	19	4-6	.667	0-0	---	1-2	.500	7	7	14	0	3-0	1	1	0	9	9.0
Ajinca	2-1	35	7-14	.500	0-0	---	2-2	1.000	2	10	12	0	3-0	0	4	1	16	8.0
Hamilton	1-0	27	3-7	.429	0-0	---	2-2	1.000	5	3	8	2	2-0	1	3	0	8	8.0
Perkins	1-0	23	4-7	.571	0-0	---	0-0	---	0	7	7	2	0-0	0	0	0	8	8.0
Frazier (TOT)	2-1	48	5-15	.333	0-4	.000	5-6	.833	3	4	7	14	4-0	4	1	0	15	7.5
Frazier (NO)	1-1	36	4-12	.333	0-2	.000	4-4	1.000	3	3	6	9	2-0	3	1	0	12	12.0
Dejean-Jones	1-1	17	2-5	.400	1-2	.500	0-0	---	0	4	4	1	2-0	0	3	0	5	5.0
Douglas	2-1	55	4-15	.267	2-7	.286	0-0	---	3	5	8	3	5-0	2	2	1	10	5.0
Gee	1-0	17	1-2	.500	0-0	---	0-0	---	0	2	2	1	2-0	3	0	0	2	2.0
PELICANS	2	480	78-163	.479	14-35	.400	44-56	.786	25	66	91	42	38-0	17	33	5	214	107.0

NEW ORLEANS PELICANS

DATE	H/A	W/L	PHI	OPP
11/19/02	A	L	98	99
11/25/02	H	W	108	87
4/13/03	H	L	89	94
11/5/03	H	L	99	106
1/21/03	A	W	92	86
1/30/04	H	W	85	82
3/17/04	A	L	80	104
1/17/05	H	W	95	91
1/28/05	A	L	95	99
11/21/05	H	W	103	91
12/2/05	A	L	86	88
1/23/07	H	W	102	96
1/31/07	A	W	89	78
11/11/07	H	L	72	93
11/14/07	A	L	76	95
1/26/09	A	L	86	101
3/2/09	H	L	91	98
1/11/10	H	W	96	92
2/5/10	A	W	101	94
12/12/10	H	W	88	70
1/3/11	A	L	77	84
1/4/12	A	W	101	93
11/7/12	A	W	77	62
1/15/13	H	L	99	111
11/16/13	A	L	98	135
11/29/13	H	L	105	121
1/16/15	H	W	96	81
1/26/15	A	L	74	99
2/19/16	A	L	114	121
4/5/16	H	W	107	93

** overtime*

***double-overtime*

NEW YORK KNICKS

Jeff Hornacek

2016-17 SCHEDULE

1/11/17	@ PHI
2/25/17	@ NY
3/3/17	@ PHI
4/12/17	@ NY

ALL-TIME SERIES RESULTS

Overall:	242-199
Home:	137-67
Away:	89-121
Neutral:	16-11

PLAYOFFS

Overall:	22-12
Home:	15-2
Away:	7-10

GENERAL INFORMATION

Franchise Timeline (Established) ..... New York Knicks (1946-47)
Address ..... Two Pennsylvania Plaza; New York, NY 10121
Executive Chairman, The Madison Square Garden Company ..... James L. Dolan
President ..... Phil Jackson
Head Coach ..... Jeff Hornacek
Associate Head Coach ..... Kurt Rambis
Assistant Coaches ..... Jim Cleamons, Rasheed Hazzard, Brian Keefe, Joshua Longstaff
Head Athletic Trainer ..... Roger Hinds
Media Relations ..... Jonathan Supranowitz, Gregg Schwartz, Derek Lapinski, Shakeemah Simmons
Home Court ..... Madison Square Garden (19,812)

BROADCAST INFORMATION

Radio ..... ESPN Radio (98.7 FM): Mike Crispino, Brendan Brown
Television ..... MSG Network: Mike Breen, Walt Frazier

ALL-TIME SERIES INFORMATION

SIXERS

Largest Margin of Victory: 62, 12/25/60
Most Pts. Scored: 162, 12/25/60
Fewest Pts. Scored: 60, 3/13/54

KNICKS

Largest Margin of Victory: 48, 2x last 4/21/94
Most Pts. Scored: 152, 12/11/59
Fewest Pts. Scored: 61, 2/17/52

SIXERS 2015-16 SEASON SERIES STATISTICS VS. KNICKS

PLAYER	G-GS	MIN	FG-A	PCT	3FG-A	PCT	FT-A	PCT	OFF	DEF	TOT	AST	PF-DQ	STL	TO	BLK	PTS	AVG
Okafor	2-2	56	19-34	.559	0-0	---	2-5	.400	0	12	12	2	3-0	2	1	2	40	20.0
Wroten	1-0	23	5-10	.500	0-1	.000	5-8	.625	0	3	3	3	2-0	1	7	0	15	15.0
Covington	4-4	123	17-43	.395	13-31	.419	7-10	.700	3	21	24	7	16-0	3	8	2	54	13.5
Canaan	3-2	83	12-33	.364	7-17	.412	9-11	.818	3	7	10	7	7-0	1	4	0	40	13.3
Smith (TOT)	3-2	105	14-42	.333	3-10	.300	7-10	.700	1	16	17	28	3-0	3	9	1	38	12.7
Smith (PHI)	2-2	83	13-40	.325	3-10	.300	7-10	.700	0	14	14	23	3-0	3	6	1	36	18.0
Noel	4-4	140	20-42	.476	0-0	---	9-16	.563	10	24	34	2	9-0	6	4	8	49	12.3
H. Thompson	4-0	116	13-39	.333	8-22	.364	2-7	.286	2	14	16	2	13-0	0	3	1	36	9.0
Grant	4-2	94	10-31	.323	2-13	.154	11-21	.524	4	7	11	5	10-0	3	3	5	33	8.3
Stauskas	3-1	68	6-17	.353	5-11	.455	7-10	.700	1	8	9	7	4-0	2	1	0	24	8.0
Holmes	3-0	49	10-14	.714	0-2	.000	3-4	.750	2	7	9	0	7-0	1	2	2	23	7.7
Weems (TOT)	1-0	15	2-3	.667	2-3	.667	0-0	---	0	0	0	2	0-0	0	1	0	6	6.0
McConnell	4-0	70	10-23	.435	1-4	.250	1-2	.500	3	7	10	15	0-0	3	3	0	22	5.5
Sampson	3-2	52	6-13	.462	0-4	.000	4-7	.571	1	8	9	0	5-0	1	2	2	16	5.3
Brand	1-0	13	1-4	.250	0-0	---	0-0	---	3	2	5	1	2-0	1	1	1	2	2.0
Landry	1-0	4	1-2	.500	0-0	---	0-0	---	0	2	2	0	0-0	0	1	0	2	2.0
Marshall	2-1	24	2-7	.286	0-4	.000	0-0	---	0	1	1	3	3-0	3	2	0	4	2.0
Pressey	1-0	10	1-4	.250	0-0	---	0-2	.000	0	5	5	1	2-0	1	2	0	2	2.0
Wood	1-0	2	0-0	---	0-0	---	1-2	.500	1	0	1	0	0-0	0	0	0	1	1.0
76ERS	4	1010	146-356	.410	39-119	.328	68-115	.591	33	142	175	78	86-0	31	51	24	399	99.8

KNICKS 2015-16 SEASON SERIES STATISTICS VS. SIXERS

PLAYER	G-GS	MIN	FG-A	PCT	3FG-A	PCT	FT-A	PCT	OFF	DEF	TOT	AST	PF-DQ	STL	TO	BLK	PTS	AVG
Afflalo	4-3	125	27-50	.540	7-15	.467	8-8	1.000	4	23	27	2	6-0	3	2	1	69	17.3
Anthony	4-4	130	24-76	.316	3-17	.176	16-22	.727	1	20	21	14	7-0	3	11	2	67	16.8
Porzingis	3-3	90	16-30	.533	4-8	.500	5-5	1.000	4	22	26	7	3-0	2	5	10	41	13.7
Lopez	4-4	100	22-40	.550	0-0	---	10-16	.625	14	22	36	6	11-0	0	6	7	54	13.5
Thomas	3-0	73	12-20	.600	1-3	.333	9-12	.750	4	5	9	3	3-0	1	5	2	34	11.3
Williams	4-1	82	17-32	.531	1-7	.143	8-12	.667	1	15	16	3	7-0	2	3	0	43	10.8
Grant	4-1	80	13-27	.481	0-3	.000	6-9	.667	0	9	9	10	5-0	1	8	1	32	8.0
Calderon	3-3	86	6-18	.333	3-8	.375	5-6	.833	3	7	10	16	5-0	5	2	1	20	6.7
O'Quinn	4-0	51	9-16	.563	0-0	---	6-7	.857	7	13	20	8	8-0	1	5	2	24	6.0
Seraphin	2-0	22	3-9	.333	0-0	---	4-4	1.000	1	7	8	3	4-0	1	2	2	10	5.0
Galloway	4-0	93	8-22	.364	1-4	.250	2-3	.667	3	9	12	9	8-0	4	4	1	19	4.8
Vujacic	4-1	51	7-17	.412	2-7	.286	2-2	1.000	1	8	9	5	4-0	2	1	0	18	4.5
Amundson	2-0	8	0-1	.000	0-0	---	2-2	1.000	1	2	3	1	1-0	0	1	0	2	1.0
Early	2-0	20	0-3	.000	0-2	.000	1-2	.500	0	5	5	1	6-1	0	0	2	1	0.5
KNICKS	4	1010	164-361	.454	22-74	.297	84-110	.764	44	167	211	88	78-1	25	59	31	434	108.5

NEW YORK KNICKS

DATE	H/A	W/L	PHI	OPP
11/13/49	H	W	80	66
11/15/49	A	W	77	74
11/11/50	A	L	72	74*
11/19/50	H	W	96	83
11/28/50	A	L	84	108
2/17/50	H	W	95	86
1/6/51	A	W	87	85*
2/1/51	H	L	90	93
2/8/51	H	W	96	83
2/17/51	A	L	75	88
2/25/51	H	W	98	83
3/3/51	A	L	78	97
11/17/51	A	W	79	72
11/25/51	H	W	100	73
12/22/51	A	L	73	92
12/23/51	H	L	72	75
1/10/52	H	W	110	96
2/12/52	A	L	69	78
2/17/52	H	W	66	61
3/15/52	A	L	90	97
3/16/52	H	L	84	90
11/22/52	A	L	68	98
11/23/52	H	W	76	73
12/14/52	A	L	93	98*
1/3/53	A	L	77	85*
1/7/53	N	W	114	93
1/25/53	H	L	62	97
2/15/53	H	L	81	85
3/1/53	H	W	79	64
3/6/53	N	L	66	75
3/14/53	A	W	95	81
11/21/53	A	L	67	68
11/22/53	H	L	80	84*
12/25/53	A	L	80	89
1/13/54	N	W	93	72
1/28/54	H	W	70	66
1/30/54	A	L	65	66
1/31/54	H	W	114	70
2/4/54	N	W	90	82
3/13/54	A	L	60	67
3/14/54	H	W	113	83
11/27/54	A	W	80	74
11/28/54	H	W	79	77
12/1/54	N	L	86	88
12/14/54	A	W	91	82
12/15/54	N	L	81	88
12/25/54	A	L	101	109
12/26/54	H	W	97	92*
1/23/55	H	L	89	98
2/7/55	H	W	77	75
2/19/55	A	W	80	78
2/20/55	H	W	104	84
3/1/55	A	W	105	102
11/26/55	A	L	99	100
11/27/55	H	W	85	74
12/20/55	A	W	98	91
12/31/55	H	W	101	92
1/29/56	H	L	95	99*
2/4/56	A	W	103	94
2/10/56	N	W	94	88
2/17/56	N	W	91	86
2/19/56	H	W	118	98
2/21/56	A	W	108	107**
3/4/56	H	L	111	118**
3/10/56	A	L	84	104
12/1/56	A	L	100	117
12/2/56	H	W	110	100
1/1/57	H	W	106	102
1/3/57	A	L	111	126
1/22/57	A	L	88	90
1/24/57	H	W	115	97
2/6/57	N	L	100	119
2/9/57	A	W	101	89
2/10/57	H	W	102	100
3/5/57	A	W	99	92
3/6/57	H	L	93	100
3/7/57	N	L	94	99
11/8/57	H	L	99	104
11/23/57	A	W	119	115
12/17/57	A	L	117	123
12/25/57	H	W	134	130*
1/2/58	N	L	98	131
1/18/58	A	L	120	123
1/19/58	H	W	112	108
1/28/58	A	W	110	102
2/7/58	N	W	105	102
2/19/58	H	W	116	110
2/22/58	A	L	112	115
3/5/58	H	W	102	91
11/15/58	H	L	92	96
11/22/58	A	L	99	114
12/21/58	A	L	94	108
12/27/58	H	L	102	106
1/6/59	A	L	108	118
1/18/59	H	L	118	120
1/31/59	N	L	117	119
2/3/59	A	L	114	115
2/5/59	N	L	98	111
2/8/59	H	W	113	104
3/1/59	H	W	140	115
3/3/59	A	W	127	120
11/12/59	A	W	113	104
11/14/59	H	W	116	108
11/24/59	A	W	120	107
12/11/59	A	L	121	152
12/16/59	H	W	116	113
1/17/60	H	W	129	117
2/2/60	A	W	119	102
2/11/60	H	W	116	109
2/16/60	A	L	116	125
2/20/60	N	W	126	121
2/27/60	H	W	114	111
3/1/60	A	W	124	121
3/5/60	H	W	132	115
11/11/60	A	L	108	112
11/12/60	H	W	128	117
12/3/60	H	W	130	113
12/20/60	A	L	112	122
12/25/60	H	W	162	100
1/3/61	H	W	129	104
1/7/61	N	L	117	120
1/13/61	N	W	106	105
1/31/61	A	W	122	106
2/15/61	A	L	127	129*
2/16/61	H	W	132	120
2/26/61	H	W	126	110
3/7/61	A	L	113	114
11/11/61	H	W	135	109
11/15/61	N	W	114	102
11/22/61	N	L	109	110
12/1/61	A	L	100	118
12/12/61	A	W	126	124
1/7/62	A	W	123	116
1/14/62	H	W	141	118
1/31/62	H	W	138	109
2/9/62	A	L	111	120
2/18/62	H	W	141	126
2/24/62	N	W	120	117
2/27/62	A	W	130	120
10/23/62	A	W	123	119
11/23/62	A	L	110	116
11/24/62	H	W	137	126
12/25/62	A	W	123	111
12/27/62	H	W	128	92
1/3/63	N	L	115	123
2/5/63	A	W	120	100
2/9/63	N	W	122	116
2/24/63	H	W	143	126
2/28/63	N	W	132	124
3/5/63	A	W	131	121
3/7/63	H	W	129	118
10/25/63	H	L	112	136
10/26/63	A	L	101	109
11/20/63	H	W	118	101
11/30/63	A	W	132	125
12/11/63	H	W	113	103
12/14/63	A	W	123	119
1/5/64	H	L	118	142
1/25/64	A	W	131	129
2/6/64	H	W	128	117
2/23/64	A	W	114	105
3/7/64	H	W	130	115
3/8/64	A	L	108	140
10/30/64	A	L	90	94
10/31/64	H	W	116	105
11/25/64	N	W	124	93
12/12/64	A	L	106	133
12/13/64	N	W	121	115
2/3/65	N	W	116	95
2/20/65	N	W	111	92
2/23/65	A	L	104	132
3/9/65	A	L	122	124*
3/10/65	H	L	123	134
11/13/65	A	W	127	119
1/2/66	H	W	133	122
1/4/66	A	W	129	127
1/21/66	H	W	109	98
2/5/66	A	L	113	120
2/8/66	A	L	123	136
2/25/66	H	W	130	124
3/12/66	H	W	134	126
3/13/66	A	W	115	113
3/17/66	H	W	115	106
10/15/66	H	W	128	112
11/15/66	A	W	113	109
11/16/66	H	W	117	108
12/9/66	H	W	112	107
12/13/66	A	W	127	112
1/3/67	A	W	148	142*
1/5/67	N	L	104	112
1/17/67	H	W	119	111
3/12/67	A	W	131	120
10/25/67	H	W	117	114
11/28/67	A	W	110	108
12/8/67	H	W	117	109
12/27/67	A	W	114	105
1/3/68	H	L	115	129
2/10/68	A	L	97	115
3/10/68	A	W	119	108
3/13/68	H	L	120	130
10/22/68	A	L	114	117
12/15/68	H	W	110	104
12/25/68	A	L	109	110
1/22/69	H	W	140	137**
1/28/69	A	L	88	121
3/9/69	H	W	110	101
3/11/69	A	L	101	121
11/21/69	H	L	94	98
12/13/69	A	W	100	93
1/30/70	H	L	100	104
2/13/70	H	L	106	151
2/14/70	A	L	114	116
3/7/70	H	L	104	111
3/8/70	A	W	133	116
11/14/70	A	L	94	126
11/18/70	H	W	113	106
12/12/70	A	L	101	118
1/30/71	A	W	106	105
2/7/71	H	W	127	99
3/5/71	H	W	121	116
10/30/71	A	W	108	101
1/7/72	H	W	117	113
2/5/72	A	L	104	112
2/6/72	H	L	107	109
3/4/72	A	L	115	118*
3/5/72	H	W	100	98
10/21/72	A	L	88	111
11/10/72	H	L	106	125
11/29/72	H	L	91	139
12/9/72	A	L	109	120
2/17/73	A	L	89	107
2/18/73	H	W	114	98
3/7/73	H	L	94	120
10/27/73	A	L	90	96
11/9/73	H	W	94	91
12/29/73	A	L	92	112
1/4/74	H	W	78	75
1/26/74	A	L	98	122
3/10/74	H	W	109	108
3/26/74	A	L	90	117
10/19/74	A	W	99	86
11/20/74	H	L	95	105
12/6/74	H	L	88	96
12/25/74	A	W	104	97
1/29/75	H	W	98	92
3/1/75	A	W	100	94
3/2/75	H	W	91	87
3/26/75	H	L	98	128
4/1/75	A	L	95	99
11/1/75	A	L	98	110
12/5/75	H	W	99	97
12/25/75	A	L	103	111
1/23/76	A	L	92	104
2/14/76	A	L	97	101*
2/15/76	H	L	82	88
3/24/76	H	W	118	100
11/26/76	H	W	114	103
12/25/76	A	W	105	104
3/5/77	A	W	117	114
3/6/77	H	L	102	110
11/11/77	H	W	127	119
12/25/77	A	L	110	113
3/18/78	A	W	141	127
3/19/78	H	W	125	118
12/25/78	A	W	109	94
2/2/79	H	L	101	105
3/17/79	A	L	101	103
3/18/79	H	W	106	90
10/20/79	A	W	136	111
10/26/79	H	W	127	116
1/8/80	A	W	111	108
1/13/80	H	W	126	112
3/23/80	H	W	112	108
3/27/80	A	W	103	101
10/14/80	A	L	93	113
11/12/80	H	L	113	125
11/18/80	A	W	113	99
12/3/80	H	W	104	98
3/11/81	H	W	115	95
3/15/81	A	L	109	120
11/14/81	A	W	109	102
12/16/81	H	L	115	117
12/22/81	A	W	112	105
2/13/82	A	W	114	107
2/14/82	H	W	117	105
4/4/82	H	W	127	106
10/29/82	A	W	104	89
12/17/82	H	W	109	95
2/20/83	H	W	104	89
3/1/83	A	W	106	94
3/22/83	A	L	76	89
4/10/83	H	W	113	97
11/16/83	H	W	102	97
1/9/84	A	L	73	111
1/24/84	A	L	102	111
2/19/84	H	W	101	97
4/8/84	H	W	109	108
4/14/84	A	W	103	100
12/9/84	H	W	110	94
12/11/84	A	L	106	110
1/15/85	A	W	93	82
2/13/85	H	W	131	129
3/9/85	A	L	129	131**
3/15/85	H	W	119	110
10/26/85	A	W	99	89
11/30/85	A	W	115	95
1/20/86	H	W	103	93
2/13/86	A	W	95	92
3/12/86	H	W	105	95
4/2/86	H	W	93	87
11/19/86	H	W	98	94
1/9/87	H	L	84	94
1/27/87	A	W	108	103
2/16/87	A	W	111	101
3/4/87	H	L	99	102
4/6/87	A	L	101	108
12/17/87	A	W	106	96
1/15/88	H	W	119	104
1/16/88	A	L	96	110
3/4/88	A	L	108	110*
3/16/88	H	W	115	108
4/5/88	H	L	119	136
11/18/88	H	W	137	135
11/19/88	A	L	122	141
3/16/89	A	W	121	112
3/20/89	H	L	109	129
4/4/89	A	W	124	113
4/16/89	H	W	115	112
12/5/89	A	L	103	110
1/10/90	H	W	113	111
3/1/90	A	W	105	100
3/7/90	H	W	110	93
4/6/90	A	L	104	114
11/17/90	A	L	79	106
1/19/91	H	L	97	112
1/21/91	A	L	116	117*
3/13/91	H	L	94	102
4/10/91	H	W	100	84
4/16/91	A	L	99	108*
11/23/91	A	L	92	100
1/22/92	H	W	119	109
3/9/92	H	L	99	111
4/10/92	A	L	99	115
11/7/92	A	L	85	89
1/22/93	H	L	91	109
1/26/93	A	L	90	98
2/8/93	H	L	115	120*
4/23/93	H	L	84	99
11/9/93	A	L	86	95
1/23/94	A	W	99	92
2/9/94	H	L	79	114
4/8/94	H	W	100	97
4/21/94	A	L	82	130
12/5/94	H	L	96	101*
12/10/94	A	L	103	107
2/3/95	H	L	86	106
2/26/95	A	L	99	104
12/2/95	H	L	85	94
2/16/96	A	L	84	116
3/8/96	H	W	100	92
3/16/96	A	L	88	94
11/12/96	A	W	101	97
11/23/96	H	W	109	92
12/20/96	H	L	103	110
2/13/97	A	L	92	107
3/19/97	H	L	100	111
12/7/97	H	W	93	78
12/13/97	A	L	83	95
3/6/98	H	W	80	71
3/17/98	A	L	96	100
2/19/99	H	L	67	78
4/13/99	A	L	72	91
4/19/99	H	W	72	67
4/29/99	A	L	70	85
11/30/99	H	W	74	70
12/10/99	A	L	78	85
2/27/00	A	L	88	89
3/10/00	H	L	77	82
10/31/00	A	W	101	72
12/22/00	H	L	71	91
2/1/01	A	W	87	80
4/15/01	H	W	89	82
1/19/02	H	W	97	89
1/29/02	A	L	71	78
3/12/02	A	W	104	96
3/24/02	H	W	90	82
11/1/02	H	W	98	86
11/16/02	A	W	93	92
1/10/03	H	L	112	114
4/11/03	A	L	103	108
11/22/03	A	L	88	99
3/3/04	A	L	77	88
3/12/04	H	W	99	94*
4/3/04	H	L	75	86
11/9/04	A	L	88	96
12/17/04	H	L	107	113*
2/14/05	H	W	106	105
2/24/05	A	L	101	113
11/26/05	A	L	102	105*
1/28/06	H	W	91	76
3/31/06	A	W	117	112
4/2/06	H	W	114	95
12/23/06	H	W	98	77
1/10/07	A	L	99	106
2/21/07	H	W	104	84
4/4/07	A	W	92	90
12/7/07	H	W	101	90
12/8/07	A	W	105	77
1/25/08	A	L	81	89
2/20/08	H	W	124	84
10/31/08	H	W	116	87
1/17/09	A	W	107	97
1/24/09	H	W	116	110
2/27/09	A	W	108	103
10/31/09	A	W	141	127*
1/13/10	H	L	92	93
3/15/10	H	L	84	94
3/19/10	A	L	88	92
11/7/10	A	W	106	96
2/4/11	H	W	100	98
2/6/11	A	L	103	117
4/6/11	H	L	92	97
1/11/12	A	L	79	85
3/11/12	A	W	106	94
3/21/12	H	L	79	82
11/4/12	A	L	84	100
11/5/12	H	L	88	110
1/26/13	H	W	97	80
2/24/13	A	L	93	99
1/11/14	H	L	92	102
1/22/14	A	W	110	106
3/10/14	A	L	110	123
3/21/14	H	L	92	93
11/22/14	A	L	83	91
1/21/15	H	L	91	98
3/20/15	H	W	97	81
4/5/15	A	L	91	101
12/2/15	A	L	87	99
12/18/15	H	L	97	107
1/18/16	A	L	113	119**
4/8/16	H	L	102	109

** overtime*

***double-overtime*

OKLAHOMA CITY THUNDER

Billy Donovan

2016-17 SCHEDULE

10/26/16	@ PHI
3/22/17	@ OKC

ALL-TIME SERIES RESULTS

Overall:	64-65
Home:	32-29
Away:	28-35
Neutral:	4-1

GENERAL INFORMATION

Franchise Timeline (Established) ..... Seattle Supersonics (1967-68), Oklahoma City Thunder (2008-09)
Address ..... 208 Thunder Drive, Oklahoma City, OK 73102
Chairman ..... Clayton I. Bennett
Executive Vice President and General Manager ..... Sam Presti
Head Coach ..... Billy Donovan
Assistant Coaches ..... Mark Bryant, Vin Bhavnani, Maurice Cheeks, Anthony Grant, Adrian Griffin, Royal Ivey, Darko Rajakovic
Head Athletic Trainer ..... Joe Sharpe
Basketball Communications ..... Matt Tumbleson, Michael Ravina, John Read
Home Court ..... Chesapeake Energy Arena (18,203)

BROADCAST INFORMATION

Radio ..... WWLS (98.1 FM/640 AM): Matt Pinto
Spanish Radio ..... WKY (930 AM): Eleno Ornales
Television ..... Fox Sports Oklahoma: Brian Davis and Lesley McCaslin

ALL-TIME SERIES INFORMATION

SIXERS

Largest Margin of Victory: 38, 12/20/67
Most Pts. Scored: 160, 12/20/67
Fewest Pts. Scored: 73, 1/2/98

THUNDER

Largest Margin of Victory: 56, 3/6/93
Most Pts. Scored: 149, 3/6/93
Fewest Pts. Scored: 77, 1/4/02

SIXERS 2015-16 SEASON SERIES STATISTICS VS. THUNDER

PLAYER	G-GS	MIN	FG-A	PCT	3FG-A	PCT	FT-A	PCT	OFF	DEF	TOT	AST	PF-DQ	STL	TO	BLK	PTS	AVG
Stauskas	2-1	63	13-25	.520	7-12	.583	1-4	.250	2	6	8	6	1-0	5	3	0	34	17.0
Wood	1-0	19	5-7	.714	1-1	1.000	4-5	.800	4	4	8	0	1-0	1	0	2	15	15.0
Noel	2-2	67	9-27	.333	0-0	---	7-9	.778	7	13	20	4	4-0	3	6	2	25	12.5
Grant	2-2	66	6-24	.250	0-6	.000	12-18	.667	4	9	13	3	7-0	0	4	5	24	12.0
Smith (TOT)	2-2	62	11-29	.379	0-4	.000	2-3	.667	1	6	7	13	2-0	1	2	0	24	12.0
Smith (PHI)	1-1	29	3-9	.333	0-2	.000	0-1	.000	1	3	4	7	1-0	1	1	0	6	6.0
H. Thompson	2-1	50	7-18	.389	4-12	.333	6-7	.857	1	4	5	4	5-0	4	3	0	24	12.0
Sampson	1-0	19	5-8	.625	0-1	.000	1-2	.500	0	2	2	1	2-0	1	0	0	11	11.0
McConnell	2-1	53	8-12	.667	0-1	.000	2-2	1.000	0	5	5	8	3-0	1	3	0	18	9.0
Canaan	2-1	46	3-13	.231	3-8	.375	3-5	.600	0	5	5	4	2-0	5	0	0	12	6.0
Okafor	1-1	30	3-18	.167	0-0	---	0-0	---	3	3	6	2	3-0	0	4	3	6	6.0
Landry	1-0	12	2-7	.286	0-1	.000	0-0	---	0	0	0	0	0-0	0	0	0	4	4.0
Brand	1-0	8	1-3	.333	0-0	---	1-2	.500	0	1	1	0	2-0	0	0	0	3	3.0
Pressey	1-0	10	0-3	.000	0-1	.000	0-0	---	0	0	0	1	0-0	1	1	0	0	0.0
Weems (TOT)	2-0	30	0-3	.000	0-1	.000	0-0	---	0	4	4	3	7-0	0	1	0	0	0.0
Weems (PHI)	1-0	10	0-1	.000	0-1	.000	0-0	---	0	2	2	0	3-0	0	0	0	0	0.0
76ERS	2	480	65-175	.371	15-46	.326	37-55	.673	22	57	79	40	34-0	22	26	12	182	91.0

THUNDER 2015-16 SEASON SERIES STATISTICS VS. SIXERS

PLAYER	G-GS	MIN	FG-A	PCT	3FG-A	PCT	FT-A	PCT	OFF	DEF	TOT	AST	PF-DQ	STL	TO	BLK	PTS	AVG
Durant	1-1	34	11-16	.688	1-4	.250	3-3	1.000	1	12	13	6	4-0	0	5	1	26	26.0
Westbrook	2-2	67	16-42	.381	4-11	.364	5-8	.625	7	25	32	21	3-0	4	11	2	41	20.5
Kanter	2-0	42	12-21	.571	1-1	1.000	4-5	.800	6	9	15	0	5-0	0	7	2	29	14.5
Morrow	1-1	21	5-8	.625	2-5	.400	0-0	---	0	1	1	0	2-0	1	0	0	12	12.0
Waiters	2-0	53	7-23	.304	2-6	.333	7-9	.778	1	3	4	4	2-0	0	0	0	23	11.5
Ibaka	1-1	29	4-12	.333	1-1	1.000	2-2	1.000	0	7	7	2	3-0	1	0	7	11	11.0
Foye (TOT)	2-1	62	6-16	.375	1-9	.111	7-7	1.000	3	4	7	6	8-0	2	1	1	20	10.0
Foye (OKC)	1-0	27	2-6	.333	1-5	.200	4-4	1.000	2	0	2	5	4-0	1	0	1	9	9.0
Adams	2-2	52	9-16	.563	0-0	---	0-0	---	5	8	13	1	6-0	1	0	6	18	9.0
Augustin	1-0	23	3-7	.429	1-3	.333	1-2	.500	0	1	1	1	1-0	1	1	0	8	8.0
Collison	2-1	38	6-11	.545	0-1	.000	0-0	---	5	7	12	3	6-0	0	4	1	12	6.0
Roberson	2-2	39	4-10	.400	1-5	.200	1-2	.500	0	6	6	1	2-0	2	2	0	10	5.0
Novak	1-0	1	1-1	1.000	1-1	1.000	0-0	---	0	1	1	0	0-0	0	0	0	3	3.0
McGary	2-0	8	2-3	.667	0-0	---	1-2	.500	0	1	1	1	1-0	0	0	0	5	2.5
Singler	2-0	36	1-8	.125	0-3	.000	2-2	1.000	5	5	10	1	3-0	1	2	1	4	2.0
Payne	2-0	9	1-2	.500	0-1	.000	0-0	---	0	0	0	1	1-0	0	1	0	2	1.0
THUNDER	2	480	84-186	.452	15-47	.319	30-39	.769	32	86	118	47	43-0	12	33	21	213	106.5

OKLAHOMA CITY THUNDER

DATE	H/A	W/L	PHI	OPP
10/27/67	H	W	132	115
12/1/67	N	W	133	109
12/12/67	N	W	118	107
12/17/67	A	W	139	124
12/20/67	A	W	160	122
2/14/68	H	W	149	125
2/20/68	H	W	140	108
11/9/68	H	W	114	94
11/11/68	N	W	127	117
12/18/68	A	W	115	111
2/5/69	A	W	119	115
2/21/69	A	W	115	109
3/19/69	H	W	136	115
11/8/69	H	L	117	125
11/15/69	A	L	136	146
12/19/69	A	L	116	123
1/9/70	H	L	132	135
1/14/70	N	L	110	122
2/8/70	A	L	117	118
11/7/70	H	W	134	128
12/8/70	H	L	104	107
12/17/70	A	W	125	117
1/24/71	A	W	145	119
2/21/71	A	L	128	135
10/20/71	H	W	100	93
11/21/71	A	L	117	127
12/1/71	H	W	102	98
3/9/72	A	W	128	123
3/19/72	H	W	115	100
10/11/72	H	L	100	105
11/17/72	A	L	92	105
1/7/73	A	W	85	82
3/10/73	H	L	96	106
11/18/73	A	L	91	95

DATE	H/A	W/L	PHI	OPP
12/12/73	H	L	93	100
1/18/74	H	L	104	116
2/24/74	A	L	105	115
11/10/74	A	L	95	109
11/29/74	H	L	119	121*
2/23/75	A	W	114	100
2/28/75	H	W	112	111
11/28/75	H	W	113	94
12/14/75	A	L	105	114
2/20/76	A	L	92	111
2/29/76	H	W	130	115
11/7/76	A	L	91	98
12/3/76	H	L	112	121
2/27/77	A	W	93	85
3/11/77	H	W	126	122
11/16/77	H	W	101	96
1/25/78	A	W	128	125
2/12/78	H	W	109	99
2/26/78	A	L	97	99
12/2/78	H	L	97	100
12/22/78	A	W	103	95
2/28/79	A	L	93	97
3/14/79	H	L	96	99
2/8/80	H	L	94	109
2/27/80	A	W	101	98*
1/2/81	A	W	120	117*
1/18/81	H	W	113	92
12/30/81	A	W	102	99
1/23/82	H	W	100	87
1/21/83	H	W	130	117
2/6/83	A	W	97	96
12/30/83	A	L	93	97*
3/9/84	H	W	92	84
1/2/85	A	W	118	109

DATE	H/A	W/L	PHI	OPP
3/8/85	H	W	128	114
12/8/85	H	L	100	105
1/28/86	A	W	106	99
11/11/86	A	W	121	114
1/21/87	H	W	129	123*
12/4/87	H	W	118	105
1/2/88	A	L	114	116
2/8/89	H	W	109	102
3/4/89	A	L	104	118
12/27/89	A	L	106	110
2/16/90	H	W	100	96*
1/2/91	A	L	99	127
2/19/91	H	W	107	104*
12/14/91	H	W	104	95
1/4/92	A	W	112	93
12/9/92	H	W	115	104
3/6/93	A	L	93	149
11/30/93	H	L	80	92
2/15/94	A	L	105	133
12/28/94	A	L	102	121
1/30/95	H	L	104	109
11/14/95	H	L	107	115
3/23/96	A	L	89	129
12/9/96	H	L	94	118
1/2/97	A	L	82	96
11/9/97	H	L	105	112
1/2/98	A	L	73	90
3/22/99	A	L	76	92
11/8/99	H	W	117	98
12/26/99	A	W	92	86
1/5/01	H	W	121	89
3/19/01	A	L	89	93
1/4/02	A	W	87	77
1/21/02	H	L	98	109

DATE	H/A	W/L	PHI	OPP
12/11/02	H	L	88	92
3/7/03	A	W	108	99
1/19/04	H	L	81	90
2/19/04	A	W	112	101
11/16/04	H	L	95	103
12/28/04	A	W	114	107
1/9/06	H	W	107	98
3/16/06	A	L	98	102
11/15/06	A	W	96	90
3/7/07	H	W	92	89
12/31/07	A	W	98	90
3/7/08	H	W	117	83
11/15/08	H	W	110	85
3/8/09	A	L	74	89
12/2/09	A	L	106	117
3/30/10	H	L	93	111
11/10/10	A	L	103	109
3/9/11	H	L	105	110*
2/29/12	H	L	88	92
11/24/12	H	L	109	116*
1/4/13	A	L	85	109
1/25/14	H	L	91	103
3/4/14	A	L	92	125
12/5/14	H	L	91	103
3/4/15	A	L	118	123*
11/13/15	A	L	85	102
3/18/16	H	L	97	111

** overtime*

***double-overtime*

ORLANDO MAGIC

Frank Vogel

2016-17 SCHEDULE

11/1/16	@ PHI
2/9/17	@ ORL
3/20/17	@ PHI

ALL-TIME SERIES RESULTS

Overall:	32-72
Home:	20-32
Away:	12-40

PLAYOFFS

Overall:	5-5
Home:	3-2
Away:	2-3

GENERAL INFORMATION

Franchise Timeline (Established) ..... Orlando Magic (1989-90)
Address ..... 8701 Maitland Summit Blvd.; Orlando, FL 32810
Senior Chairman ..... Rich DeVos
Chief Executive Officer ..... Alex Martins
General Manager ..... Rob Hennigan
Head Coach ..... Frank Vogel
Assistant Coaches ..... Chad Forier, Corliss Williamson, David Adelman
Assistant Coaches/Player Development ..... Jay Hernandez
Athletic Trainer ..... Keon Weise
Communications ..... Joel Glass, George Galante, Trish Wingerson, Melanie Curtsinger
Home Court ..... Amway Center (18,846)

BROADCAST INFORMATION

Radio ..... ESPN 580 Orlando (AM 580): Dennis Neumann, Richie Adubato
Spanish Radio ..... Salsa 98.1 FM (WNUE-FM): Joey Colon
Television ..... FOX Sports Florida: David Steele, Jefff Turner

ALL-TIME SERIES INFORMATION

SIXERS

Largest Margin of Victory: 24, 1/31/92
Most Pts. Scored: 129, 2/26/90
Fewest Pts. Scored: 70, 1/14/95

MAGIC

Largest Margin of Victory: 46, 2/17/95
Most Pts. Scored: 130, 2/28/16
Fewest Pts. Scored: 61, 2/4/13

SIXERS 2015-16 SEASON SERIES STATISTICS VS. MAGIC

PLAYER	G-GS	MIN	FG-A	PCT	3FG-A	PCT	FT-A	PCT	OFF	DEF	TOT	AST	PF-DQ	STL	TO	BLK	PTS	AVG
Okafor	4-4	125	36-62	.581	0-1	.000	10-18	.556	6	9	15	7	9-0	1	13	6	82	20.5
Canaan	4-0	108	23-44	.523	14-28	.500	8-8	1.000	0	11	11	4	6-0	6	5	1	68	17.0
Smith (TOT)	4-3	110	20-41	.488	4-7	.571	11-14	.786	1	10	11	30	11-0	1	11	0	55	13.8
Smith (PHI)	3-3	93	19-38	.500	3-6	.500	11-14	.786	0	8	8	23	11-0	0	10	0	52	17.3
H. Thompson	3-0	88	13-25	.520	7-15	.467	4-6	.667	0	8	8	4	6-0	1	2	0	37	12.3
Covington	3-3	88	9-24	.375	5-17	.294	11-12	.917	1	19	20	3	11-0	5	8	0	34	11.3
Grant	4-1	116	14-26	.538	2-7	.286	13-21	.619	1	24	25	4	11-0	5	7	12	43	10.8
Stauskas	3-3	81	9-23	.391	4-14	.286	5-8	.625	1	5	6	9	8-0	1	5	1	27	9.0
Noel	4-4	89	13-22	.591	0-0	---	6-10	.600	6	20	26	5	7-0	2	8	5	32	8.0
Holmes	4-0	53	11-14	.786	0-2	.000	4-4	1.000	5	8	13	4	8-0	1	2	2	26	6.5
McConnell	4-1	91	8-25	.320	0-2	.000	3-4	.750	3	11	14	21	10-0	5	7	2	19	4.8
Pressey	1-0	11	1-3	.333	0-2	.000	1-3	.333	0	3	3	3	1-0	0	1	0	3	3.0
Sampson	2-1	13	0-4	.000	0-1	.000	1-2	.500	0	0	0	0	0-0	0	0	0	1	0.5
Marshall	1-0	4	0-0	---	0-0	---	0-0	---	0	0	0	0	0-0	0	1	0	0	0.0
Wood	1-0	0	0-0	---	0-0	---	0-0	---	0	0	0	0	1-0	0	0	0	0	0.0
76ERS	4	960	156-310	.503	35-95	.368	77-110	.700	23	126	149	87	89-0	27	72	29	424	106.0

MAGIC 2014-15 SEASON SERIES STATISTICS VS. SIXERS

PLAYER	G-GS	MIN	FG-A	PCT	3FG-A	PCT	FT-A	PCT	OFF	DEF	TOT	AST	PF-DQ	STL	TO	BLK	PTS	AVG
Vucevic	3-3	101	33-54	.611	0-0	---	12-14	.857	7	19	26	6	9-1	3	7	2	78	26.0
Oladipo	3-3	119	21-47	.447	4-10	.400	19-20	.950	3	7	10	10	3-0	9	4	0	65	21.7
Fournier	3-3	120	18-39	.462	8-14	.571	3-4	.750	2	7	9	7	13-1	8	8	0	47	15.7
Payton	4-4	127	20-36	.556	0-2	.000	15-23	.652	6	7	13	33	9-0	6	10	2	55	13.8
A. Gordon	4-2	120	18-34	.529	3-8	.375	11-15	.733	8	24	32	9	6-0	5	4	3	50	12.5
Harris	2-2	61	8-20	.400	1-4	.250	7-11	.636	1	13	14	5	4-0	2	1	2	24	12.0
Hezonja	4-1	67	15-27	.556	4-6	.667	4-4	1.000	0	5	5	3	9-0	2	2	0	38	9.5
Ilyasova (TOT)	4-2	76	13-31	.419	7-15	.467	5-6	.833	8	19	27	3	11-0	3	1	2	38	9.5
Ilyasova (ORL)	2-0	31	6-12	.500	4-6	.667	4-4	1.000	3	8	11	1	6-0	0	0	0	20	10.0
Smith	4-0	60	15-32	.469	0-0	---	4-4	1.000	4	8	12	2	9-0	1	3	4	34	8.5
Dedmon	2-1	35	2-7	.286	0-0	---	8-8	1.000	3	8	11	0	6-0	1	1	3	12	6.0
Appling	1-0	6	1-3	.333	0-0	---	2-2	1.000	0	1	1	0	3-0	0	1	0	4	4.0
Jennings (TOT)	3-0	44	2-13	.154	1-3	.333	5-6	.833	1	5	6	11	5-0	1	2	2	10	3.3
Jennings (ORL)	2-0	27	2-9	.222	1-2	.500	4-4	1.000	0	4	4	8	4-0	0	1	2	9	4.5
Frye	1-1	12	1-6	.167	1-4	.250	0-0	---	2	2	4	3	1-0	1	2	0	3	3.0
Watson	3-0	58	2-8	.250	1-3	.333	1-1	1.000	3	7	10	9	4-0	4	4	0	6	2.0
Cunningham (TOT)	4-1	51	2-8	.250	0-2	.000	3-6	.500	0	4	4	2	4-0	1	1	0	7	1.8
Napier	2-0	14	0-4	.000	0-1	.000	1-2	.500	0	2	2	1	0-0	0	2	0	1	0.5
Marble	1-0	2	0-0	---	0-0	---	0-0	---	0	0	0	0	0-0	0	0	0	0	0.0
MAGIC	4	960	162-338	.479	27-60	.450	95-116	.819	42	122	164	97	86-2	42	53	18	446	111.5

ORLANDO MAGIC

DATE	H/A	W/L	PHI	OPP
11/18/89	A	L	103	116
1/24/90	H	W	125	103
2/8/90	A	L	99	101
2/26/90	H	W	129	110
12/11/90	A	W	119	114
3/18/91	H	W	99	91
11/2/91	H	L	115	122
11/13/91	A	W	121	100
1/31/92	H	W	112	88
2/26/92	A	L	89	95
4/15/92	A	L	99	102
11/18/92	H	L	110	120
12/15/92	A	L	107	119
1/18/93	H	W	124	118*
4/6/93	A	L	90	116
4/15/93	H	W	101	85
11/6/93	A	L	89	114
1/22/94	H	L	112	121
3/9/94	H	L	101	117
3/11/94	A	L	105	112
11/5/94	A	L	107	122
11/12/94	H	L	103	116
1/14/95	A	L	70	91
2/17/95	A	L	83	129
4/8/95	H	W	109	99
1/23/96	A	L	90	105
2/20/96	A	L	104	123
3/4/96	H	L	97	110

DATE	H/A	W/L	PHI	OPP
4/19/96	H	L	92	112
11/29/96	H	W	100	91
1/7/97	A	L	88	109
1/31/97	H	L	99	109
4/1/97	A	W	105	93
11/22/97	H	L	94	108
12/8/97	A	L	86	95
3/9/98	H	L	78	88
4/6/98	A	L	92	113
2/6/99	H	W	95	75
3/15/99	A	L	73	74
4/25/99	H	W	103	86
11/10/99	A	L	105	110
1/14/00	H	W	102	100
3/19/00	H	W	89	85
4/9/00	A	L	80	92
11/3/00	A	W	87	80
2/2/01	H	L	117	123**
3/28/01	H	L	95	96
4/12/01	A	L	77	101
1/9/02	H	L	91	102
2/23/02	A	L	87	105
3/17/02	H	L	103	105
4/14/02	A	W	95	89
10/29/02	A	L	88	95
1/12/03	H	L	105	107
2/14/03	H	W	99	98
3/31/03	A	W	118	113*

DATE	H/A	W/L	PHI	OPP
12/22/03	H	W	95	73
1/12/04	A	W	87	82
1/23/04	H	L	93	98
4/14/04	A	L	89	98
11/14/04	H	W	96	87
11/27/04	A	L	99	105
1/22/05	A	L	111	115
2/12/05	H	W	112	99
1/26/06	H	L	115	119*
1/29/06	A	W	89	81
3/24/06	H	L	86	102
4/15/06	A	L	97	102
11/3/06	A	W	105	103
12/9/06	A	L	84	86
4/14/07	H	L	87	104
2/1/08	H	L	106	108
2/22/08	A	L	99	115
2/27/08	H	W	101	89
3/21/08	A	L	95	113
11/6/08	A	L	88	98
11/26/08	H	L	94	96
2/28/09	H	L	100	106
10/28/09	A	L	106	120
3/1/10	H	L	105	126
3/22/10	H	L	93	109
4/14/10	A	L	111	125
12/18/10	A	W	97	89
1/19/11	A	L	98	99*

DATE	H/A	W/L	PHI	OPP
2/9/11	H	L	95	99
4/11/11	H	L	85	95
1/30/12	H	W	74	69
2/15/12	A	L	87	103
4/7/12	H	L	82	88
4/16/12	A	L	100	113
2/4/13	H	W	78	61
2/26/13	H	L	84	98
3/10/13	A	L	91	99
11/27/13	A	L	94	105
12/3/13	H	W	126	125**
2/26/14	H	L	90	101
3/2/14	A	L	81	92
11/5/14	H	L	89	91
12/21/14	A	W	96	88
2/22/15	A	L	98	103
11/7/15	H	L	97	105
1/20/16	A	W	96	87
2/23/16	H	L	115	124
2/28/16	A	L	116	130

** overtime*

***double-overtime*

PHOENIX SUNS

Earl Watson

2016-17 SCHEDULE

11/19/16 @ PHI
12/23/16 @ PHO

ALL-TIME SERIES RESULTS

Overall:	54-65
Home:	33-22
Away:	19-41
Neutral:	2-2

GENERAL INFORMATION

Franchise Timeline (Established) ..... Phoenix Suns (1968-69)
Address ..... 201 E. Jefferson St.; Phoenix, AZ 85004
Managing Partner ..... Robert Sarver
General Manager ..... Ryan McDonough
Head Coach ..... Earl Watson
Assistant Coaches ..... Tyrone Corbin, Nat Bjorkgren, Marlon Garnett
VP of Athletic Care/Head Athletic Trainer ..... Aaron Nelson
Basketball Communications ..... Julie Fie, DC Headley, Cole Mickelson, DC Headley, Lori Cook
Home Court ..... Talking Stick Resort Arena (18,055)

BROADCAST INFORMATION

Radio ..... KTAR (620 AM): Al McCoy, Tim Kempton
Spanish Radio ..... KSUN (1400 AM): Ivan Valenzuela, Arturo Ochoa
Television ..... Fox Sports Arizona: Steve Albert, Eddie Johnson, Ann Meyers Drysdale, Tom Chambers, Tom Leander

ALL-TIME SERIES INFORMATION

SIXERS

Largest Margin of Victory: 34, 2/15/70
Most Pts. Scored: 159, 2/15/70
Fewest Pts. Scored: 71, 3/23/01

SUNS

Largest Margin of Victory: 30, 11/14/86
Most Pts. Scored: 143, 1/6/79
Fewest Pts. Scored: 81, 1/2/02

SIXERS 2015-16 SEASON SERIES STATISTICS VS. SUNS

PLAYER	G-GS	MIN	FG-A	PCT	3FG-A	PCT	FT-A	PCT	OFF	DEF	TOT	AST	PF-DQ	STL	TO	BLK	PTS	AVG
Smith (TOT)	5-2	145	32-70	.457	3-9	.333	16-19	.842	3	18	21	35	11-0	6	10	2	83	16.6
Smith (PHI)	2-2	63	13-32	.406	1-3	.333	7-9	.778	1	6	7	14	4-0	1	4	1	34	17.0
Landry	1-0	23	7-10	.700	0-0	---	2-2	1.000	2	6	8	0	3-0	1	2	0	16	16.0
Stauskas	2-1	61	11-17	.647	4-6	.667	6-7	.857	1	7	8	6	1-0	2	1	1	32	16.0
Canaan	2-1	38	9-18	.500	5-11	.455	6-6	1.000	0	4	4	3	1-0	2	2	0	29	14.5
Noel	2-2	61	11-14	.786	0-0	---	6-7	.857	6	14	20	1	10-0	6	6	5	28	14.0
H. Thompson	2-0	68	7-15	.467	6-11	.545	2-4	.500	1	7	8	3	5-0	1	1	1	22	11.0
Covington	2-2	45	7-22	.318	5-15	.333	0-0	---	2	7	9	2	4-0	1	4	0	19	9.5
Grant	2-2	51	3-8	.375	1-3	.333	7-10	.700	0	6	6	6	8-0	1	6	1	14	7.0
Sampson	1-0	10	0-0	---	0-0	---	6-8	.750	0	4	4	2	4-0	0	1	2	6	6.0
Holmes	2-0	27	4-10	.400	0-1	.000	2-4	.500	2	5	7	1	5-0	0	1	3	10	5.0
Marshall	1-0	15	1-7	.143	1-4	.250	2-2	1.000	0	3	3	3	2-0	0	1	0	5	5.0
McConnell	2-0	19	4-7	.571	0-1	.000	1-4	.250	1	4	5	4	2-0	3	3	0	9	4.5
76ERS	2	480	77-160	.481	23-55	.418	47-63	.746	16	73	89	45	49-0	18	34	14	224	112.0

SUNS 2015-16 SEASON SERIES STATISTICS VS. SIXERS

PLAYER	G-GS	MIN	FG-A	PCT	3FG-A	PCT	FT-A	PCT	OFF	DEF	TOT	AST	PF-DQ	STL	TO	BLK	PTS	AVG
Goodwin	1-1	29	11-15	.733	1-2	.500	3-5	.600	1	5	6	6	5-0	2	4	0	26	26.0
Knight	1-1	38	7-23	.304	1-7	.143	6-7	.857	0	3	3	7	4-0	3	5	0	21	21.0
Booker	2-1	56	11-26	.423	4-7	.571	5-9	.556	1	4	5	7	9-0	0	0	0	31	15.5
Leuer	1-1	36	6-9	.667	2-3	.667	0-0	---	2	7	9	3	3-0	1	3	1	14	14.0
Len	2-2	53	8-17	.471	0-0	---	6-6	1.000	8	10	18	2	6-0	1	1	3	22	11.0
Teletovic	2-0	32	5-16	.313	1-9	.111	7-11	.636	0	3	3	2	2-0	0	2	1	18	9.0
Tucker	2-2	70	4-16	.250	2-3	.667	7-9	.778	2	10	12	9	5-0	4	3	1	17	8.5
Mark. Morris	1-0	24	3-7	.429	0-0	---	2-4	.500	1	6	7	1	4-0	1	3	0	8	8.0
Chandler	2-1	34	4-6	.667	0-0	---	7-9	.778	4	11	15	1	3-0	0	2	1	15	7.5
Weems	2-0	40	6-12	.500	3-5	.600	0-0	---	1	1	2	4	5-0	1	2	0	15	7.5
Warren	2-0	33	5-13	.385	1-5	.200	0-0	---	2	2	4	2	4-0	1	2	1	11	5.5
Price	1-0	23	1-7	.143	1-4	.250	2-2	1.000	0	0	0	0	3-0	2	1	0	5	5.0
Bledsoe	1-1	8	2-4	.500	0-1	.000	0-0	---	0	2	2	0	2-0	0	2	0	4	4.0
Brown	1-0	3	0-0	---	0-0	---	0-0	---	0	0	0	0	1-0	0	1	1	0	0.0
SUNS	2	480	73-171	.427	16-46	.348	45-62	.726	22	64	86	44	56-0	16	32	9	207	103.5

PHOENIX SUNS

DATE	H/A	W/L	PHI	OPP
11/19/68	N	W	126	110
11/26/68	A	W	126	119
12/11/68	H	W	143	123
12/17/68	A	W	145	128
2/4/69	A	L	116	125
2/26/69	H	W	104	97
10/22/69	H	W	122	119
11/13/69	A	W	124	110
12/16/69	A	W	141	119
1/10/70	N	L	117	119
2/3/70	A	L	123	131
2/15/70	H	W	159	125
11/21/70	H	L	119	125
12/22/70	A	W	133	129*
1/9/71	H	W	123	112
1/22/71	A	W	117	116
2/26/71	H	L	94	108
10/29/71	H	L	135	137**
11/23/71	A	L	107	128
12/21/71	A	L	119	124
1/8/72	H	W	130	119
2/8/72	A	L	108	120
11/12/72	A	L	108	119
12/7/72	N	L	102	117
2/10/73	A	L	121	126
3/14/73	H	L	114	120
11/7/73	H	W	122	115
11/15/73	A	L	94	116
12/19/73	A	W	101	98
3/15/74	N	W	108	101
10/30/74	H	L	99	104

DATE	H/A	W/L	PHI	OPP
11/13/74	A	L	100	105
1/21/75	A	W	101	95
3/14/75	H	W	108	97
11/7/75	H	W	103	99
12/11/75	A	W	110	106
1/31/76	A	L	105	119
3/10/76	H	W	125	108
12/15/76	H	W	97	87
1/27/77	A	L	94	111
2/18/77	H	L	96	102
12/21/77	H	W	125	119
1/27/78	A	L	101	110
3/5/78	A	W	104	92
11/17/78	H	W	95	94
1/6/79	H	L	139	143*
1/24/79	A	L	94	101
3/4/79	A	L	94	119
12/8/79	H	W	117	96
1/27/80	A	L	118	125
1/25/81	H	W	98	93
2/22/81	A	L	110	116
12/27/81	A	L	96	99
2/21/82	H	W	109	102
12/2/82	A	W	116	108
1/26/83	H	W	113	102
3/1/84	A	L	100	112
3/17/84	H	W	131	112
11/23/84	A	W	119	117*
1/7/85	H	W	100	99
12/28/85	A	W	100	98
1/22/86	H	W	118	111

DATE	H/A	W/L	PHI	OPP
11/14/86	A	L	97	127
1/19/87	H	W	107	104
12/28/87	A	L	101	117
1/4/88	H	W	122	114
2/24/89	A	L	95	120
3/6/89	H	L	106	110
2/24/90	A	L	99	126
4/1/90	H	W	141	112
12/28/90	A	L	96	115
2/1/91	H	W	96	89
3/13/92	H	L	104	108
3/27/92	A	L	113	117
3/3/93	A	L	115	125
3/28/93	H	L	100	110
12/30/93	A	L	107	119
1/28/94	H	L	103	108
1/4/95	A	L	122	127
1/27/95	H	L	107	108
12/27/95	A	L	90	105
3/15/96	H	L	102	128
11/9/96	H	W	112	95
2/26/97	A	L	104	111
2/2/98	H	L	97	106
2/24/98	A	W	85	84
11/4/99	A	L	80	84
1/26/00	H	L	87	93
2/18/01	H	W	104	98
3/23/01	A	L	71	84
1/2/02	A	W	102	81
4/3/02	H	W	89	83*
12/13/02	H	L	91	99

DATE	H/A	W/L	PHI	OPP
1/2/03	A	L	78	96
12/28/03	A	L	92	100
3/24/04	H	W	99	94
11/5/04	H	L	98	108
3/30/05	A	L	87	116
1/4/06	A	L	85	105
1/31/06	H	L	99	123
11/17/06	A	L	94	106
2/28/07	H	W	99	94
3/1/08	A	W	119	114
3/28/08	H	L	93	107
2/9/09	H	W	108	91
3/18/09	A	L	116	126
11/9/09	H	L	115	119
2/24/10	A	L	95	106
12/29/10	A	W	123	110
1/24/11	H	W	105	95
12/28/11	A	W	103	83
11/25/12	H	W	104	101
1/2/13	A	L	89	95
12/28/13	A	L	101	115
1/27/14	H	L	113	124
11/21/14	H	L	96	122
1/2/15	A	L	96	112
12/26/15	A	W	111	104
1/26/16	H	W	113	103

** overtime*

***double-overtime*

PORTLAND TRAIL BLAZERS

Terry Stotts

2016-17 SCHEDULE

1/20/17	@ PHI
3/9/17	@ POR

ALL-TIME SERIES RESULTS

Overall:	56-51
Home:	32-17
Away:	21-34
Neutral:	3-0

PLAYOFFS

Overall:	2-4
Home:	2-1
Away:	0-3

GENERAL INFORMATION

Franchise Timeline (Established) ..... Portland Trail Blazers (1970-71)
Address ..... One Center Court; Suite 200; Portland, OR 97227
Owner ..... Paul Allen
President of Basketball Operations ..... Neil Olshey
President & CEO ..... Chris McGowan
Head Coach ..... Terry Stotts
Assistant Coaches ..... David Vanterpool, Nate Tibbetts, Dale Osbourne, John McCullough and Jim Moran
Head Athletic Trainer ..... Geoff Clark
Communications ..... Jim Taylor, Collin Romer
Home Court ..... Moda Center (19,441)

BROADCAST INFORMATION

Radio ..... Rip City Radio (620 AM): Brian Wheeler
Television ..... KGW (Channel 8): Kevin Calabro, Lamar Hurd
Cable Television ..... CSN Northwest: Kevin Calabro, Lamar Hurd

ALL-TIME SERIES INFORMATION

SIXERS

Largest Margin of Victory: 28, 3/6/03
Most Pts. Scored: 153, 2/19/86
Fewest Pts. Scored: 71, 3/25/96

TRAIL BLAZERS

Largest Margin of Victory: 42, 11/5/76
Most Pts. Scored: 146, 11/5/76
Fewest Pts. Scored: 60, 3/6/03

SIXERS 2015-16 SEASON SERIES STATISTICS VS. TRAIL BLAZERS

PLAYER	G-GS	MIN	FG-A	PCT	3FG-A	PCT	FT-A	PCT	OFF	DEF	TOT	AST	PF-DQ	STL	TO	BLK	PTS	AVG
Okafor	1-1	29	12-16	.750	0-0	---	1-4	.250	0	10	10	1	4-0	0	3	0	25	25.0
Covington	2-0	55	11-29	.379	5-19	.263	6-7	.857	1	14	15	3	6-0	3	5	0	33	16.5
Grant	1-1	31	4-11	.364	0-1	.000	5-10	.500	4	3	7	3	4-0	0	2	4	13	13.0
Stauskas	1-0	26	4-8	.500	3-6	.500	2-2	1.000	1	4	5	1	2-0	0	2	0	13	13.0
Holmes	2-0	34	6-13	.462	1-3	.333	8-9	.889	2	6	8	3	2-0	0	1	2	21	10.5
Canaan	2-2	55	7-21	.333	2-10	.200	4-5	.800	0	6	6	4	2-0	1	1	1	20	10.0
H. Thompson	2-1	58	7-18	.389	6-14	.429	0-0	---	1	10	11	3	5-0	1	2	1	20	10.0
Smith (TOT)	5-2	99	17-38	.447	2-5	.400	4-9	.444	3	18	21	23	9-0	4	6	0	40	8.0
Smith (PHI)	2-2	61	14-23	.609	1-2	.500	4-7	.571	3	13	16	14	4-0	2	3	0	33	16.5
Landry	2-1	23	5-6	.833	0-0	---	5-6	.833	0	2	2	1	5-0	1	0	0	15	7.5
McConnell	2-0	29	5-8	.625	1-1	1.000	1-2	.500	0	1	1	9	4-0	1	2	0	12	6.0
Noel	1-1	26	2-4	.500	0-0	---	0-0	---	1	7	8	1	2-0	4	1	4	4	4.0
Sampson	1-1	23	1-4	.250	0-0	---	1-2	.500	0	4	4	2	4-0	0	1	2	3	3.0
Marshall	2-0	17	2-5	.400	1-3	.333	0-0	---	0	2	2	2	0-0	0	3	0	5	2.5
Brand	1-0	8	1-1	1.000	0-0	---	0-0	---	0	2	2	0	3-0	1	0	0	2	2.0
Weems (TOT)	3-0	29	1-5	.200	0-4	.000	1-1	1.000	0	4	4	2	0-0	1	4	0	3	1.0
Weems (PHI)	1-0	6	0-2	.000	0-2	.000	0-0	---	0	1	1	1	0-0	0	0	0	0	0.0
76ERS	2	480	81-169	.479	20-61	.328	37-54	.685	13	85	98	48	47-0	14	26	14	219	109.5

TRAIL BLAZERS 2015-16 SEASON SERIES STATISTICS VS. SIXERS

PLAYER	G-GS	MIN	FG-A	PCT	3FG-A	PCT	FT-A	PCT	OFF	DEF	TOT	AST	PF-DQ	STL	TO	BLK	PTS	AVG
McCollum	2-2	60	15-40	.375	2-9	.222	6-8	.750	1	3	4	7	6-0	6	3	1	38	19.0
Lillard	2-2	66	10-38	.263	3-12	.250	7-8	.875	0	7	7	9	3-0	0	4	0	30	15.0
Leonard	1-0	27	6-11	.545	2-6	.333	0-0	---	1	6	7	0	5-0	0	2	0	14	14.0
Aminu	2-2	60	7-17	.412	3-10	.300	5-5	1.000	3	11	14	2	3-0	1	1	0	22	11.0
Henderson	2-0	40	8-14	.571	2-4	.500	2-2	1.000	0	8	8	3	1-0	1	4	1	20	10.0
Plumlee	2-2	44	7-14	.500	0-0	---	6-11	.545	8	6	14	2	7-0	2	3	2	20	10.0
Harkless	2-1	43	6-12	.500	1-4	.250	5-7	.714	2	7	9	2	2-0	2	3	2	18	9.0
Davis	2-0	43	5-8	.625	0-0	---	5-7	.714	3	13	16	2	7-0	1	0	3	15	7.5
Vonleh	2-1	31	4-6	.667	0-1	.000	3-4	.750	2	8	10	1	6-0	1	2	0	11	5.5
Crabbe	2-0	43	3-12	.250	0-4	.000	0-0	---	0	2	2	4	0-0	0	1	0	6	3.0
Frazier	1-0	12	1-3	.333	0-2	.000	1-2	.500	0	1	1	5	2-0	1	0	0	3	3.0
Roberts (TOT)	2-0	17	1-4	.250	0-0	---	0-0	---	0	1	1	4	2-0	0	0	0	2	1.0
Roberts (POR)	1-0	4	0-1	.000	0-0	---	0-0	---	0	1	1	1	1-0	0	0	0	0	0.0
Connaughton	1-0	6	0-2	.000	0-2	.000	0-0	---	0	1	1	0	0-0	0	0	0	0	0.0
TRAIL BLAZERS	2	480	72-178	.404	13-54	.241	40-54	.741	20	74	94	38	43-0	15	24	9	197	98.5

PORTLAND TRAIL BLAZERS

DATE	H/A	W/L	PHI	OPP
12/20/70	A	W	134	132*
2/20/71	A	W	118	105
2/23/71	H	W	119	113
3/3/71	N	W	120	104
11/27/71	H	W	116	93
12/17/71	A	L	126	127
1/21/72	N	W	136	122
2/11/72	A	L	106	110
11/25/72	H	L	106	117
1/5/73	A	L	102	135
2/9/73	A	L	105	116
2/25/73	H	W	115	111
10/24/73	H	W	132	110
12/22/73	A	L	105	110
2/26/74	A	W	118	110
3/20/74	H	L	106	113
11/8/74	H	W	105	89
1/24/75	A	L	97	119
2/25/75	A	L	77	99
3/12/75	H	W	91	88
11/21/75	H	W	131	111
12/16/75	A	W	105	98
2/11/76	H	W	118	106
2/24/76	A	W	106	102
11/5/76	A	L	104	146
12/11/76	H	W	108	107
3/1/77	A	L	107	108
3/27/77	H	W	128	116
10/28/77	A	L	94	98
12/7/77	H	W	122	100

DATE	H/A	W/L	PHI	OPP
2/28/78	A	L	92	113
3/26/78	H	W	116	100
1/14/79	H	W	112	106
1/28/79	A	L	94	116
2/27/79	A	L	115	118
1/16/80	H	W	121	110
2/26/80	A	W	98	96
11/28/80	H	W	116	103
12/30/80	A	L	108	109
1/1/82	A	W	120	105
1/20/82	H	W	115	110
11/23/82	H	L	103	106
2/4/83	A	L	109	115
1/1/84	A	W	115	103
2/24/84	H	L	114	119
11/30/84	H	W	126	116
1/1/85	A	W	111	106
1/1/86	A	W	121	119*
2/19/86	H	W	153	133
11/9/86	A	W	125	119
11/28/86	H	W	116	112
12/9/87	H	W	94	86
1/1/88	A	L	125	127
11/30/88	H	W	114	106
3/3/89	A	L	121	129
2/18/90	A	W	110	109
3/9/90	H	L	100	104
2/12/91	A	L	106	121
3/1/91	H	W	121	111
12/6/91	H	W	105	102*

DATE	H/A	W/L	PHI	OPP
1/5/92	A	L	102	115
12/26/92	A	L	115	121*
4/2/93	H	L	91	96
2/18/94	A	L	93	109
4/1/94	H	L	100	111
12/26/94	A	W	101	94
3/31/95	H	W	86	85
2/3/96	H	L	85	96
3/25/96	A	L	71	94
2/22/97	H	W	97	80
3/2/97	A	L	95	112
12/30/97	A	L	86	96
1/23/98	H	W	98	87
3/21/99	A	L	75	91
11/19/99	H	L	91	97
12/30/99	A	L	90	108
12/8/00	A	W	107	94
1/10/01	H	L	75	93
1/5/02	A	L	88	96
2/25/02	H	L	83	88
3/6/03	A	W	88	60
3/14/03	H	W	90	79
11/3/03	A	W	94	83
4/1/04	H	L	82	88
12/27/04	A	W	111	104
1/10/05	H	L	100	109
11/29/05	H	W	107	83
12/28/05	A	L	91	95
12/11/06	H	L	79	81
12/29/06	A	W	98	95

DATE	H/A	W/L	PHI	OPP
11/16/07	H	W	92	88
12/30/07	A	L	72	97
1/14/09	H	W	100	79
3/23/09	A	W	114	108*
12/28/09	A	W	104	93
1/20/10	H	L	90	98
11/30/10	H	W	88	79
3/19/11	A	L	101	110
12/26/11	A	L	103	107
12/29/12	A	L	85	89
3/18/13	H	W	101	100
12/14/13	H	L	105	139
1/4/14	A	W	101	99
11/24/14	H	L	104	114
12/26/14	A	L	93	114
1/16/16	H	W	114	89
3/26/16	A	L	105	108

** overtime*
***double-overtime*

SACRAMENTO KINGS

Dave Joeerger

2016-17 SCHEDULE

11/30/16	@ PHI
12/26/16	@ SAC

ALL-TIME SERIES RESULTS

Overall:	162-124
Home:	87-40
Away:	58-70
Neutral:	17-14

PLAYOFFS

Overall:	10-8
Home:	6-3
Away:	4-5

GENERAL INFORMATION

Franchise Timeline (Established) ..... Rochester Royals (1948-49); Cincinnati Royals (1957-58) ..... K.C./Omaha Royals (1972-73); Kansas City Kings (1975-76); ..... Sacramento Kings (1985-86)
Address ..... 500 David J. Stern Walk, Sacramento, CA 95814
Owner ..... Vivek Ranadive´
Vice President of Basketball Operations & General Manager ..... Vlade Divac
President ..... Chris Granger
Chief Operating Officer ..... Matina Kolokotronis
Executive Vice President of Business Operations & CFO ..... John Rinehart
Vice President, Player Personnel & Development/GM D-League ..... Peja Stojakovic
Head Coach ..... Dave Joerger
Assistant Coaches ..... Elston Turner, Bryan Gates, Bob Thornton, Jason March, Duane Ticknor, Nancy Lieberman
Director of Sports Medicine ..... Pete Youngman
Media Relations ..... Chris Clark, Rahsaan Gethers
Home Court ..... Sleep Train Arena (17,500)

BROADCAST INFORMATION

Radio ..... KHTK (1140 AM): Gary Gerould
Television ..... Comcast SportsNet: Grant Napear, Jerry Reynolds, Kayte Christensen

ALL-TIME SERIES INFORMATION

SIXERS

Largest Margin of Victory: 37, 11/16/60
Most Pts. Scored: 147, 3/19/71
Fewest Pts. Scored: 63, 12/10/49

KINGS

Largest Margin of Victory: 56, 1/2/93
Most Pts. Scored: 154, 1/2/93
Fewest Pts. Scored: 63, 1/14/51

SIXERS 2015-16 SEASON SERIES STATISTICS VS. KINGS

PLAYER	G-GS	MIN	FG-A	PCT	3FG-A	PCT	FT-A	PCT	OFF	DEF	TOT	AST	PF-DQ	STL	TO	BLK	PTS	AVG
Noel	1-1	27	8-12	.667	0-0	---	4-7	.571	2	7	9	2	3-0	4	2	0	20	20.0
Covington	2-1	58	11-20	.550	9-14	.643	7-11	.636	2	8	10	2	9-0	6	7	0	38	19.0
Okafor	2-1	59	15-29	.517	0-0	---	6-10	.600	8	12	20	6	9-0	1	8	2	36	18.0
Grant	2-2	63	6-14	.429	3-6	.500	8-10	.800	5	12	17	8	5-0	2	4	9	23	11.5
Smith (TOT)	2-2	63	9-20	.450	0-3	.000	5-8	.625	1	5	6	19	3-0	2	2	2	23	11.5
Smith (PHI)	2-2	63	9-20	.450	0-3	.000	5-8	.625	1	5	6	19	3-0	2	2	2	23	11.5
Canaan	2-1	48	8-25	.320	5-16	.313	0-0	---	0	3	3	1	5-0	1	0	0	21	10.5
Stauskas	2-1	51	7-17	.412	5-11	.455	0-0	---	0	5	5	5	2-0	1	1	1	19	9.5
H. Thompson	2-0	36	8-21	.381	2-11	.182	1-1	1.000	3	7	10	0	1-0	0	0	0	19	9.5
Holmes	2-0	20	5-8	.625	0-1	.000	0-2	.000	4	0	4	0	3-0	1	2	4	10	5.0
Sampson	1-1	17	2-9	.222	0-2	.000	1-2	.500	3	1	4	0	5-0	0	2	1	5	5.0
Landry	1-0	6	1-3	.333	0-0	---	0-0	---	2	1	3	1	1-0	0	1	0	2	2.0
McConnell	2-0	33	2-7	.286	0-1	.000	0-0	---	4	2	6	8	3-0	1	3	0	4	2.0
76ERS	2	480	82-185	.443	24-65	.369	32-51	.627	34	63	97	52	49-0	19	32	19	220	110.0

KINGS 2015-16 SEASON SERIES STATISTICS VS. SIXERS

PLAYER	G-GS	MIN	FG-A	PCT	3FG-A	PCT	FT-A	PCT	OFF	DEF	TOT	AST	PF-DQ	STL	TO	BLK	PTS	AVG
Cousins	2-2	71	12-28	.429	0-4	.000	25-37	.676	5	18	23	6	11-1	2	9	3	49	24.5
Collison	2-0	61	14-23	.609	3-5	.600	7-8	.875	1	7	8	7	2-0	1	3	0	38	19.0
Belinelli	2-1	53	14-26	.538	3-10	.300	3-5	.600	0	3	3	2	1-0	1	2	0	34	17.0
Gay	2-2	73	13-29	.448	2-8	.250	3-6	.500	2	9	11	2	5-0	1	7	5	31	15.5
Rondo	2-2	76	11-22	.500	0-2	.000	0-2	.000	3	10	13	29	5-0	5	9	0	22	11.0
McLemore	1-1	19	3-4	.750	2-3	.667	1-2	.500	0	1	1	1	2-0	0	2	0	9	9.0
Koufos	2-0	27	6-8	.750	0-0	---	1-2	.500	1	1	2	1	4-0	0	0	1	13	6.5
Casspi	2-1	56	4-13	.308	2-7	.286	2-2	1.000	3	13	16	3	8-1	0	2	0	12	6.0
Acy	2-0	24	2-4	.500	0-1	.000	4-4	1.000	5	4	9	0	4-0	1	1	2	8	4.0
Cauley-Stein	1-1	17	1-3	.333	0-0	---	1-2	.500	2	1	3	1	0-0	0	0	0	3	3.0
Anderson	1-0	5	0-1	.000	0-1	.000	0-0	---	0	1	1	0	0-0	1	0	0	0	0.0
KINGS	2	480	80-161	.497	12-41	.293	47-70	.671	22	68	90	52	42-2	12	36	11	219	109.5

SACRAMENTO KINGS

DATE	H/A	W/L	PHI	OPP
12/10/49	A	L	63	69
1/26/50	H	W	76	72
12/7/50	H	L	69	76
12/16/50	A	W	79	75*
1/14/51	H	W	92	63
1/18/51	H	L	87	96
1/27/51	A	L	83	85
3/8/51	A	L	86	107
12/2/51	H	L	79	81
12/8/51	A	W	95	75
2/14/52	H	L	76	78
2/16/52	A	L	84	92
3/1/52	A	L	83	98
3/2/52	H	W	76	72
11/27/52	H	W	86	79
12/29/52	A	L	93	106
1/15/53	H	W	109	85
1/24/53	A	W	107	82
2/5/53	H	W	83	79*
2/21/53	A	L	73	84
11/8/53	H	W	85	66
11/24/53	A	W	89	80
12/12/53	A	L	85	90
12/31/53	H	W	86	81
1/16/54	A	W	95	93***
1/17/54	H	W	84	81
2/13/54	A	L	78	81
2/28/54	H	L	85	91
11/20/54	A	W	80	79
12/2/54	H	W	82	78
12/8/54	A	L	78	105
12/28/54	N	W	84	82
1/16/55	H	W	90	85
2/6/55	A	W	94	88
2/13/55	H	W	88	87
2/24/55	H	W	97	83
3/9/55	A	L	97	100
11/6/55	A	L	80	83
12/25/55	H	W	111	96
12/26/55	A	L	91	93
12/27/55	N	L	80	91
1/14/56	A	L	93	102
1/15/56	H	W	99	88
2/1/56	A	L	77	83
2/2/56	H	W	97	89
2/12/56	H	W	101	74
10/28/56	H	W	91	75
11/10/56	A	L	76	90
11/27/56	N	L	82	90
12/25/56	A	L	93	98
1/12/57	A	W	97	88
1/13/57	H	W	91	85
1/26/57	A	W	99	95
2/14/57	H	L	95	104
2/24/57	H	W	109	93
10/26/57	A	L	100	110
11/22/57	H	L	98	102
12/14/57	N	W	104	100
12/15/57	H	W	109	83
12/20/57	A	W	122	113
12/26/57	N	W	104	100
1/11/58	A	L	100	105
1/22/58	H	L	109	115
2/16/58	H	W	113	105
11/1/58	H	W	130	108
11/12/58	A	W	116	115
12/10/58	A	W	97	94
12/20/58	H	L	120	121*
1/8/59	A	W	145	138***
1/11/59	H	W	127	110
1/24/59	H	W	123	102
1/25/59	A	L	104	109
2/24/59	N	L	109	113
10/30/59	A	W	136	127
11/7/59	N	L	101	103
11/17/59	N	W	121	116
11/28/59	A	W	111	105
12/30/59	A	W	131	127
1/7/60	H	W	132	114
2/7/60	H	W	135	112
2/9/60	N	W	117	111
2/23/60	A	L	133	135
10/27/60	A	L	140	143*
11/16/60	H	W	124	87
11/29/60	N	W	129	105
12/1/60	A	W	137	126
12/13/60	N	W	107	105
12/27/60	A	L	124	129
1/2/61	N	L	125	126
1/4/61	H	L	126	134
1/27/61	A	W	138	126
2/5/61	H	W	129	115
10/29/61	A	L	132	139
11/14/61	N	L	115	119
11/23/61	N	W	117	99
11/24/61	H	L	125	127
11/29/61	A	W	136	122
12/13/61	H	L	126	136
1/1/62	A	W	110	106
1/28/62	A	L	131	139
3/1/62	H	W	137	108
11/3/62	H	W	130	111
11/14/62	A	L	120	125
11/30/62	A	L	117	130
12/19/62	A	L	120	129
1/5/63	N	W	136	117
1/8/63	N	W	119	116
1/9/63	H	L	112	116
2/2/63	N	W	117	113
2/3/63	H	L	115	125
2/13/63	N	L	122	124
2/20/63	H	W	128	109
3/13/63	A	L	114	128
11/3/63	N	L	93	95
11/28/63	H	L	110	125
12/8/63	A	W	126	116
1/3/64	H	W	132	110
1/7/64	N	L	110	130
1/8/64	N	L	110	126
1/24/64	H	W	134	111
2/7/64	A	L	114	126
2/16/64	A	L	97	114
2/28/64	N	L	132	134
2/29/64	H	L	114	117
3/12/64	A	L	111	128
10/25/64	A	L	107	109
11/7/64	H	W	105	103
11/27/64	A	L	112	133
12/26/64	H	L	125	135
1/8/65	N	L	107	114
1/31/65	H	W	127	122
2/6/65	N	W	127	122
2/13/65	A	L	106	108
3/5/65	A	W	110	109
3/20/65	H	L	122	125
10/30/65	H	W	134	114
11/17/65	A	L	115	131
12/11/65	N	W	135	132*
12/14/65	A	L	109	112
1/28/66	H	W	125	103
2/11/66	H	W	113	94
2/21/66	N	L	107	113
3/1/66	A	L	100	102
3/4/66	A	W	107	103
3/19/66	H	W	127	121
11/12/66	A	W	112	98
11/19/66	H	W	134	110
11/23/66	A	L	106	111
12/26/66	H	W	134	118
1/27/67	H	W	110	107
2/8/67	A	W	118	106
2/13/67	H	W	131	123
2/17/67	N	W	127	118
2/28/67	N	W	127	107
11/14/67	H	W	122	102
12/6/67	A	W	108	107
12/26/67	H	W	126	121
1/7/68	A	L	118	134
1/26/68	H	W	123	113
3/6/68	A	L	106	108
3/7/68	N	W	125	117
3/19/68	H	L	130	131*
11/2/68	H	L	113	119
11/23/68	A	W	120	105
12/28/68	A	W	128	123
1/30/69	N	L	115	116
2/11/69	N	W	129	112
2/25/69	A	W	120	119
3/24/69	H	L	119	125
10/18/69	A	W	134	123
10/25/69	H	L	98	109
11/30/69	A	L	107	115
12/6/69	H	W	120	102
12/10/69	A	L	121	122
1/18/70	H	W	141	116
2/22/70	A	L	116	136
10/17/70	A	W	123	105
11/27/70	H	L	109	113
12/5/70	A	W	131	106
2/6/71	A	W	118	109
2/28/71	H	W	131	121
3/19/71	H	W	147	127
11/3/71	A	L	100	124
12/8/71	A	W	115	109
12/10/71	H	L	106	113*
1/26/72	H	W	113	102
11/3/72	H	L	101	114
11/8/72	A	L	107	125
12/6/72	H	W	122	117
1/15/73	A	L	108	135
11/20/73	A	W	109	103
11/21/73	A	W	103	90
12/7/73	H	L	102	113
2/15/74	H	W	92	89
12/4/74	H	W	109	105
1/3/75	A	W	107	95
1/10/75	H	W	102	94
2/3/75	A	L	87	100
11/19/75	H	W	113	103
12/6/75	A	W	98	84
2/17/76	A	L	107	125
4/9/76	H	W	112	108
11/28/76	A	L	89	101
1/11/77	A	W	117	115
1/14/77	H	W	111	106
4/1/77	H	W	111	105*
10/25/77	H	W	112	104
1/18/78	A	W	126	106
3/17/78	H	W	123	112
3/22/78	A	L	108	120
12/6/78	A	W	114	106
12/13/78	H	W	120	100
2/14/79	H	L	106	108
2/16/79	A	L	104	119
11/7/79	H	W	110	102
11/13/79	A	L	103	110
11/7/80	H	W	117	100
12/26/80	A	W	113	103
11/13/81	H	W	105	85
3/14/82	A	W	128	114
1/8/83	H	W	125	113
1/28/83	A	W	114	99
11/11/83	H	W	108	100
12/27/83	A	W	112	109
2/28/85	A	W	127	119
3/20/85	H	L	117	118*
12/30/85	A	W	87	84
1/10/86	H	W	113	102
12/27/86	A	W	99	95
2/20/87	H	W	123	91
11/28/87	A	L	114	115*
3/11/88	H	W	124	118
3/1/89	A	W	114	111
3/9/89	H	W	106	96
12/29/89	A	L	95	105
3/23/90	H	W	115	99
11/21/90	H	W	101	99
2/14/91	A	L	81	98
1/2/92	A	L	110	114
2/24/92	H	W	108	96
1/2/93	A	L	98	154
4/4/93	H	W	112	102
12/10/93	H	L	103	109
2/16/94	A	L	92	94*
12/2/94	H	W	99	96
12/30/94	A	L	82	85
11/7/95	H	L	106	109
12/29/95	A	L	97	117
1/5/97	A	L	106	107
1/24/97	H	L	92	107
12/28/97	A	L	90	92
1/19/98	H	W	98	85
2/24/99	H	W	94	81
2/6/00	H	W	119	108
4/2/00	A	L	95	117
12/30/00	A	W	107	104*
3/16/01	H	L	79	100
12/4/01	A	L	84	94
3/13/02	H	L	88	92
3/3/03	A	L	99	107
4/6/03	H	L	81	97
10/31/03	A	L	89	100
3/4/04	H	L	105	114
2/26/05	H	L	99	101
3/28/05	A	L	109	118
1/3/06	A	W	111	98
1/24/06	H	W	109	103
12/27/06	A	L	76	101
2/26/07	H	W	89	82
12/14/07	H	L	99	109
12/28/07	A	W	92	80
11/3/08	H	W	125	91
3/22/09	A	W	112	100
12/28/09	A	W	116	106
1/15/10	H	W	98	86
3/18/11	A	W	102	80
3/27/11	H	L	111	114*
1/10/12	H	W	112	85
2/1/13	H	W	89	80
3/23/13	A	W	117	103
1/2/14	A	W	113	104
3/12/14	H	L	98	115
3/13/15	H	W	114	107
3/24/15	A	L	106	107
12/30/15	A	W	110	105
2/10/16	H	L	110	114

** overtime*
***double-overtime*

SAN ANTONIO SPURS

Gregg Popovich

2016-17 SCHEDULE

2/2/17	@ SA
2/8/17	@ PHI

ALL-TIME SERIES RESULTS

Overall:	34-55
Home:	23-22
Away:	11-33

PLAYOFFS

Overall:	3-4
Home:	2-1
Away:	1-3

GENERAL INFORMATION

Franchise Timeline (Established) ..... San Antonio Spurs (1976-77)
Address ..... One AT&T Center; San Antonio, TX 78219
Chairman & CEO ..... Julianna Hawn Holt
President of Basketball Operations/Head Coach ..... Gregg Popovich
President of Sports Franchises/General Manager ..... R.C. Buford
Assistant Coaches ..... Ettore Messina, Ime Udoka, James Borrego, Becky Hammon, Chip Engelland, Becky Hammon, Will Hardy
Head Athletic Trainer ..... Will Sevening
Communications ..... Tom James, Kris Davis, Jordan Howenstine
Home Court ..... AT&T Center (18,418)

BROADCAST INFORMATION

Radio ..... WOAI (1200 AM): Bill Schoening
Spanish Radio ..... KCOR (1350 AM): Paul Castro
Television ..... KENS (Channel 5)/KMYS (Channel 35), FOX Sports Southwest (Channel 26): Bill Land, Sean Elliott, Andrew Monaco

ALL-TIME SERIES INFORMATION

SIXERS

Largest Margin of Victory: 33, 1/7/81
Most Pts. Scored: 135, 2x last 3/24/89
Fewest Pts. Scored: 68, 12/7/15

SPURS

Largest Margin of Victory: 51, 12/7/15
Most Pts. Scored: 131, 4/6/77
Fewest Pts. Scored: 71, 2/11/11

SIXERS 2015-16 SEASON SERIES STATISTICS VS. SPURS

PLAYER	G-GS	MIN	FG-A	PCT	3FG-A	PCT	FT-A	PCT	OFF	DEF	TOT	AST	PF-DQ	STL	TO	BLK	PTS	AVG
Okafor	2-1	68	12-31	.387	0-0	---	7-9	.778	3	13	16	3	5-0	0	4	2	31	15.5
Covington	1-1	31	5-8	.625	2-5	.400	1-2	.500	1	5	6	2	3-0	0	2	0	13	13.0
Noel	2-2	56	8-17	.471	0-0	---	3-6	.500	3	6	9	3	7-0	4	4	1	19	9.5
Grant	2-2	46	6-10	.600	2-4	.500	3-4	.750	1	7	8	1	6-0	1	2	1	17	8.5
Pressey	1-0	16	4-7	.571	0-0	---	0-0	---	0	3	3	6	1-0	1	0	0	8	8.0
Sampson	2-0	27	5-10	.500	1-2	.500	3-5	.600	1	2	3	0	6-0	0	2	0	14	7.0
Stauskas	2-1	43	5-16	.313	1-8	.125	2-2	1.000	0	1	1	0	4-0	1	3	0	13	6.5
H. Thompson	2-0	49	4-14	.286	3-10	.300	0-0	---	1	3	4	1	1-0	0	2	0	11	5.5
McConnell	2-2	44	5-12	.417	0-2	.000	0-0	---	0	7	7	3	3-0	2	4	0	10	5.0
Wood	1-0	13	2-5	.400	1-2	.500	0-0	---	0	4	4	0	3-0	1	0	0	5	5.0
Canaan	2-1	54	2-17	.118	2-11	.182	0-0	---	1	5	6	8	1-0	0	1	0	6	3.0
Holmes	1-0	21	1-5	.200	0-1	.000	0-0	---	1	3	4	0	4-0	0	3	0	2	2.0
Wroten	1-0	14	0-5	.000	0-1	.000	2-4	.500	0	1	1	2	2-0	0	1	0	2	2.0
76ERS	2	480	59-157	.376	12-46	.261	21-32	.656	12	60	72	29	46-0	10	28	4	151	75.5

SPURS 2015-16 SEASON SERIES STATISTICS VS. SIXERS

PLAYER	G-GS	MIN	FG-A	PCT	3FG-A	PCT	FT-A	PCT	OFF	DEF	TOT	AST	PF-DQ	STL	TO	BLK	PTS	AVG
Aldridge	2-2	56	16-28	.571	0-0	---	11-12	.917	7	21	28	3	4-0	0	2	1	43	21.5
Duncan	1-1	27	7-12	.583	0-0	---	1-3	.333	1	3	4	2	2-0	1	1	4	15	15.0
Parker	2-2	42	10-18	.556	0-0	---	8-8	1.000	1	5	6	9	0-0	1	4	0	28	14.0
Marjanovic	2-0	18	8-10	.800	0-0	---	2-2	1.000	2	3	5	1	4-0	2	2	0	18	9.0
Anderson	2-2	61	6-13	.462	2-2	1.000	3-5	.600	0	12	12	4	4-0	3	1	1	17	8.5
Simmons	2-0	33	4-13	.308	0-0	---	8-10	.800	3	3	6	4	4-0	1	1	0	16	8.0
West	2-0	26	7-11	.636	0-0	---	2-2	1.000	3	5	8	8	4-0	2	2	1	16	8.0
McCallum	2-0	38	5-7	.714	0-1	.000	4-4	1.000	0	8	8	3	0-0	0	2	0	14	7.0
Bonner	2-1	24	4-6	.667	1-3	.333	1-2	.500	0	1	1	3	0-0	0	0	0	10	5.0
Butler	2-0	43	4-10	.400	2-6	.333	0-0	---	0	7	7	2	1-0	0	0	1	10	5.0
Diaw	2-0	32	3-7	.429	1-1	1.000	2-2	1.000	2	5	7	8	0-0	1	3	0	9	4.5
Mills	2-0	33	4-14	.286	1-7	.143	0-0	---	0	2	2	5	0-0	3	1	0	9	4.5
Green	2-2	47	2-12	.167	2-7	.286	0-0	---	0	7	7	3	3-0	0	1	0	6	3.0
SPURS	2	480	80-161	.497	9-27	.333	42-50	.840	19	82	101	55	26-0	14	21	8	211	105.5

SAN ANTONIO SPURS

DATE	H/A	W/L	PHI	OPP
10/22/76	H	L	118	121
12/28/76	A	L	116	127
3/25/77	H	W	113	110
4/6/77	A	L	109	131
11/29/77	A	W	129	117
12/9/77	H	W	120	116
2/17/78	H	W	125	116
4/2/78	A	L	107	111
11/1/78	H	W	116	115
11/29/78	A	W	120	114*
12/30/78	H	L	94	100
3/20/79	A	W	124	120
11/16/79	H	L	105	106
11/20/79	A	W	118	114
12/5/79	H	W	132	120
12/27/79	A	W	118	114
3/9/80	A	W	134	118
3/19/80	H	L	99	105
11/22/80	A	W	108	101
1/7/81	H	W	135	102
12/2/81	H	L	101	106
1/26/82	A	L	95	103
12/26/82	A	W	124	122
4/6/83	H	L	109	112
11/23/83	A	W	113	105
12/21/83	H	W	122	121
12/19/84	H	W	123	118
3/4/85	A	L	103	109
11/8/85	H	L	95	107
1/6/86	A	W	108	102
11/7/86	H	W	114	97
2/26/87	A	L	94	96
12/16/87	H	W	114	102
2/24/88	A	L	121	123*

DATE	H/A	W/L	PHI	OPP
1/5/89	A	L	104	119
3/24/89	H	W	135	122
11/17/89	H	W	108	101
1/3/90	A	L	94	103
1/7/91	H	L	102	111*
3/5/91	A	L	99	104
2/21/92	A	L	90	100
3/23/92	H	W	105	92
12/2/92	H	L	82	98
2/18/93	A	L	98	103
12/4/93	H	L	82	90
1/4/94	A	L	84	107
3/10/95	H	L	94	100
3/16/95	A	L	86	112
1/21/96	H	L	88	118
3/2/96	A	L	101	115
12/4/96	A	L	103	113
2/5/97	H	W	113	97
2/28/98	A	L	88	100
3/27/98	H	L	85	110
2/12/99	H	L	94	98
11/2/99	A	L	76	89
11/22/99	H	L	91	94
11/25/00	A	L	76	96
1/13/01	H	W	100	83
12/7/01	A	L	76	86
1/11/02	H	W	101	84
11/14/02	H	W	99	94
12/6/02	A	L	93	98
11/14/03	H	W	100	96
1/3/04	A	W	83	77
11/18/04	H	L	80	88
12/1/04	A	L	72	105
12/3/05	A	L	91	100

DATE	H/A	W/L	PHI	OPP
2/15/06	H	W	103	100*
12/16/06	A	L	98	103
1/21/07	H	L	85	99
1/14/08	A	L	82	89
3/15/08	H	W	103	96
1/3/09	A	L	106	108
1/16/09	H	W	109	87
11/29/09	A	L	89	97
2/19/10	H	W	106	94
11/13/10	A	L	93	116
2/11/11	H	W	77	71
2/8/12	H	L	90	100
3/25/12	A	L	76	93
1/5/13	A	L	86	109
1/21/13	H	L	85	90
11/11/13	H	L	85	109
3/24/14	A	L	91	113
11/17/14	A	L	75	100
12/1/14	H	L	103	109
11/14/15	A	L	83	92
12/7/15	H	L	68	119

** overtime*
***double-overtime*

TORONTO RAPTORS

Dwane Casey

2016-17 SCHEDULE

11/28/16	@ TOR
12/14/16	@ PHI
1/18/16	@ PHI
4/2/17	@ TOR

ALL-TIME SERIES RESULTS

Overall:	35-45
Home:	19-22
Away:	16-23

PLAYOFFS

Overall:	4-3
Home:	3-1
Away:	1-2

GENERAL INFORMATION

Franchise Timeline (Established) ..... Toronto Raptors (founded 1995-96)
Address ..... 30 British Columbia Road, Toronto, Ontario M6K 3C3
President, Chief Executive Officer & Alternate NBA Governor ..... Larry M. Tanenbaum, O.C.
President and General Manager ..... Masai Ujiri
Head Coach ..... Dwane Casey
Assistant Coaches ..... Rex Kalamian, Nick Nurse, Jama Mahlalela, Patrick Mutumbo, Jim Sann
Assistant Coach/Player Development ..... Jama Mahlalela
Assistant Coach/Director of Sports Science ..... Alex McKechnie
Head Athletic Trainer ..... Scott McCullough
Media Relations ..... Jim LaBumbard, Roven Yau, Phil Summers
Home Court ..... Air Canada Centre (19,800)

BROADCAST INFORMATION

Radio ..... Sportsnet 590 (590 AM), TSN Radio (1050 AM):
..... Paul Jones, Eric Smith, Sherman Hamilton
Television ..... TSN, TSN 2, Sportsnet, Sportsnet ONE,
..... Matt Devlin, Leo Rautins, Jack Armstrong

ALL-TIME SERIES INFORMATION

SIXERS

Largest Margin of Victory: 35, 1/7/12
Most Pts. Scored: 123, 4/3/10
Fewest Pts. Scored: 70, 3/31/02

RAPTORS

Largest Margin of Victory: 32, 11/9/14
Most Pts. Scored: 128, 2x last 4/3/10
Fewest Pts. Scored: 62, 1/7/12

SIXERS 2015-16 SEASON SERIES STATISTICS VS. RAPTORS

PLAYER	G-GS	MIN	FG-A	PCT	3FG-A	PCT	FT-A	PCT	OFF	DEF	TOT	AST	PF-DQ	STL	TO	BLK	PTS	AVG
Okafor	3-3	102	32-62	.516	0-0	---	4-7	.571	11	16	27	6	10-0	2	5	6	68	22.7
Smith (TOT)	3-2	90	21-42	.500	4-7	.571	6-8	.750	4	7	11	12	6-0	5	7	2	52	17.3
Smith (PHI)	2-2	67	20-33	.606	4-5	.800	2-4	.500	2	5	7	8	3-0	5	4	0	46	23.0
Covington	3-2	75	14-31	.452	13-25	.520	4-6	.667	0	12	12	3	7-0	0	5	4	45	15.0
Canaan	3-1	74	10-23	.435	10-20	.500	4-4	1.000	0	1	1	5	6-0	0	6	0	34	11.3
Landry	1-0	13	5-6	.833	1-1	1.000	0-0	---	1	2	3	0	2-0	0	0	0	11	11.0
H. Thompson	4-0	103	13-32	.406	10-19	.526	2-4	.500	2	8	10	4	10-0	1	5	1	38	9.5
Stauskas	4-3	125	13-36	.361	6-21	.286	1-2	.500	2	11	13	9	9-0	2	9	4	33	8.3
Grant	4-3	94	10-27	.370	1-4	.250	9-13	.692	10	13	23	7	12-0	1	8	4	30	7.5
Noel	3-3	85	7-16	.438	0-0	---	6-14	.429	5	18	23	9	10-0	5	5	5	20	6.7
Wood	2-0	35	4-12	.333	0-2	.000	4-8	.500	3	5	8	1	2-0	0	0	2	12	6.0
Pressey	1-0	17	1-3	.333	0-2	.000	3-4	.750	0	2	2	7	2-0	1	1	0	5	5.0
Sampson	3-1	50	5-15	.333	0-0	---	1-4	.250	3	4	7	1	5-0	0	2	1	11	3.7
McConnell	4-2	79	5-22	.227	2-6	.333	0-0	---	2	11	13	28	6-0	2	5	0	12	3.0
Marshall	2-0	35	2-8	.250	1-4	.250	0-0	---	1	6	7	8	0-0	1	4	0	5	2.5
Holmes	1-0	6	1-2	.500	0-0	---	0-0	---	0	0	0	0	1-0	0	0	0	2	2.0
Weems (TOT)	1-0	12	1-4	.250	0-0	---	0-0	---	0	1	1	0	2-0	0	0	0	2	2.0
76ERS	4	960	142-328	.433	48-109	.440	40-70	.571	42	114	156	96	85-0	20	61	27	372	93.0

RAPTORS 2015-16 SEASON SERIES STATISTICS VS. SIXERS

PLAYER	G-GS	MIN	FG-A	PCT	3FG-A	PCT	FT-A	PCT	OFF	DEF	TOT	AST	PF-DQ	STL	TO	BLK	PTS	AVG
Lowry	4-4	129	25-57	.439	9-26	.346	16-19	.842	3	15	18	20	7-0	7	9	3	75	18.8
DeRozan	4-4	120	23-50	.460	1-5	.200	21-24	.875	5	21	26	15	1-0	2	6	0	68	17.0
Valanciunas	3-3	69	19-34	.559	0-0	---	7-10	.700	11	21	32	3	8-0	1	2	4	45	15.0
Scola	4-4	85	26-44	.591	5-11	.455	0-2	.000	3	13	16	2	11-0	4	6	3	57	14.3
Ross	3-1	80	13-26	.500	2-8	.250	5-6	.833	0	7	7	5	3-0	4	1	1	33	11.0
Joseph	3-0	92	9-24	.375	0-4	.000	14-17	.824	1	10	11	13	1-0	1	2	2	32	10.7
Biyombo	4-1	87	12-20	.600	0-0	---	8-10	.800	11	19	30	0	11-0	1	1	7	32	8.0
Carroll	1-0	21	3-7	.429	2-5	.400	0-0	---	3	3	6	2	2-0	1	1	0	8	8.0
Powell	4-1	66	12-22	.545	2-5	.400	4-4	1.000	2	6	8	3	4-0	6	3	0	30	7.5
J. Johnson	3-2	58	8-17	.471	1-4	.250	5-7	.714	3	6	9	5	6-0	2	4	2	22	7.3
Patterson	3-0	81	7-16	.438	4-11	.364	2-2	1.000	2	8	10	4	3-0	3	3	2	20	6.7
Wright	3-0	25	3-9	.333	0-0	---	2-2	1.000	1	3	4	6	0-0	1	2	1	8	2.7
Bennett	2-0	7	1-2	.500	1-2	.500	2-2	1.000	0	2	2	0	1-0	0	0	0	5	2.5
Thompson (TOT)	2-0	25	1-3	.333	0-1	.000	3-4	.750	1	4	5	2	7-0	0	2	0	5	2.5
Thompson (TOR)	1-0	14	0-2	.000	0-1	.000	3-4	.750	1	3	4	1	3-0	0	1	0	3	3.0
Nogueira	3-0	25	3-6	.500	0-0	---	1-2	.500	1	2	3	1	8-0	3	1	3	7	2.3
Caboclo	1-0	1	0-1	.000	0-0	---	0-0	---	0	0	0	0	0-0	0	0	0	0	0.0
RAPTORS	4	960	164-337	.487	27-82	.329	90-111	.811	47	139	186	80	69-0	36	45	28	445	111.3

TORONTO RAPTORS

DATE	H/A	W/L	PHI	OPP
12/1/95	A	L	102	105
3/12/96	H	W	118	110
3/27/96	H	W	103	94
4/21/96	A	W	109	105*
11/13/96	A	L	98	110
1/29/97	H	W	101	99
3/18/97	A	L	105	117
4/2/97	H	L	90	112
12/10/97	H	L	97	104
1/26/98	A	L	87	91
4/5/98	H	W	116	104
4/19/98	A	W	107	78
4/4/99	A	L	82	97
4/14/99	H	W	96	78
5/1/99	H	W	103	96
11/14/99	A	W	93	90
12/15/99	H	W	93	91
3/22/00	H	W	106	93
11/1/00	H	W	104	98
1/21/01	H	L	106	110*
1/30/01	A	L	89	96
4/3/01	A	L	85	100
11/25/01	A	L	88	107
2/4/02	H	L	93	100
3/3/02	A	W	96	84
3/31/02	H	L	70	72
11/22/02	H	W	90	80
11/24/02	A	W	94	84
3/23/03	A	W	112	95
11/19/03	A	W	81	75
12/2/03	H	L	88	95
1/28/04	A	L	84	94
2/3/04	H	L	80	93
3/25/05	H	W	106	96
2/11/05	A	W	106	91
3/13/05	A	L	110	128
3/25/05	H	W	103	101
11/15/05	H	W	104	92
11/16/05	A	W	121	115
12/18/05	A	W	107	80
3/14/06	H	L	97	111
11/8/06	A	L	104	106
1/15/07	H	L	86	104
4/6/07	H	L	85	94
4/18/07	A	W	122	119
10/31/07	A	L	97	106
11/9/07	H	L	103	105
1/9/08	A	L	96	109
1/19/08	H	W	99	95
10/29/08	H	L	84	95
11/12/08	A	W	106	96
3/11/09	H	W	115	106
4/12/09	A	L	104	111
1/8/10	H	L	106	108
2/10/10	A	L	93	104
3/7/10	A	W	114	101
4/3/10	H	L	123	128*
11/17/10	H	L	86	94
11/24/10	A	L	90	106
1/26/11	A	W	107	94
4/8/11	H	W	98	93
1/7/12	H	W	97	62
4/4/12	H	L	78	99
4/11/12	A	W	93	75
11/10/12	A	W	93	83
11/20/12	H	W	106	98
1/9/13	A	L	72	90
1/18/13	H	W	108	101*
11/20/13	H	L	98	108
12/13/13	A	L	100	108
1/24/14	H	L	95	104
4/9/14	A	L	114	125
11/9/14	A	L	88	120
1/14/15	A	L	84	100
1/23/15	H	L	86	91
3/2/15	H	L	103	114
11/11/15	H	L	103	119
12/13/15	A	L	76	96
1/9/16	H	L	95	108
4/12/16	A	L	98	122

** overtime*
***double-overtime*

UTAH JAZZ

Quin Snyder

2016-17 SCHEDULE

11/7/16	@ PHI
12/29/16	@ UTA

ALL-TIME SERIES RESULTS

Overall:	41-52
Home:	27-20
Away:	14-32

GENERAL INFORMATION

Franchise Timeline (Established) ..... New Orleans Jazz (1974-75); Utah Jazz (1979-80)
Address ..... 301 W. South Temple; Salt Lake City, UT 84101
Owner ..... Gail Miller
President ..... Steve Starks
General Manager ..... Dennis Lindsey
Head Coach ..... Quin Snyder
Assistant Coaches ..... Johnnie Bryant, Alex Jensen, Igor Kokoskov, Antonio Lang, Mike Wells
Assistant Coach/Integrated Player Development ..... Jeff Watkinson
Assistant Coach/Basketball Strategy ..... Zach Guthrie
Assistant Coach/Player Development ..... Lamar Skeeter
Director of Sports Science ..... Mark McKown
Head Athletic Trainer ..... Brian Zettler
Communications ..... Frank Zang, Jonathan Rinehart, Derek Garduño, Caroline Burleson
Home Court ..... Vivan Smart Home Arena (19,911)

BROADCAST INFORMATION

Radio ..... KZNS (1280 AM/97.5 FM "The Zone"): David Locke, Ron Boone
Television ..... ROOT Sports: Craig Bolerjack, Matt Harpring, Kristen Kenney

ALL-TIME SERIES INFORMATION

SIXERS

Largest Margin of Victory: 25, 2/5/90
Most Pts. Scored: 132, 2/19/82
Fewest Pts. Scored: 69, 12/28/02

JAZZ

Largest Margin of Victory: 29, 12/28/02
Most Pts. Scored: 126, 3/19/75
Fewest Pts. Scored: 76, 1/16/77

SIXERS 2015-16 SEASON SERIES STATISTICS VS. JAZZ

PLAYER	G-GS	MIN	FG-A	PCT	3FG-A	PCT	FT-A	PCT	OFF	DEF	TOT	AST	PF-DQ	STL	TO	BLK	PTS	AVG
Noel	2-2	66	10-21	.476	0-0	---	6-7	.857	6	10	16	3	4-0	2	6	7	26	13.0
Smith (TOT)	3-1	71	13-35	.371	1-4	.250	8-10	.800	3	7	10	17	4-0	4	9	0	35	11.7
Smith (PHI)	1-1	32	8-21	.381	1-2	.500	5-5	1.000	1	2	3	11	2-0	2	6	0	22	22.0
Okafor	1-1	36	4-12	.333	0-0	---	2-4	.500	1	5	6	1	3-0	1	2	0	10	10.0
Grant	2-0	36	7-13	.538	2-3	.667	3-5	.600	1	7	8	3	6-0	0	3	2	19	9.5
Holmes	2-0	28	8-11	.727	1-2	.500	2-4	.500	2	1	3	0	4-0	0	0	4	19	9.5
Covington	1-0	26	3-9	.333	1-5	.200	1-1	1.000	1	4	5	0	3-0	0	2	0	8	8.0
Canaan	2-2	49	2-15	.133	1-9	.111	9-14	.643	1	8	9	3	6-0	0	4	0	14	7.0
H. Thompson	2-1	65	4-13	.308	3-7	.429	3-3	1.000	2	6	8	2	10-1	1	2	0	14	7.0
Stauskas	2-0	47	3-12	.250	2-6	.333	4-5	.800	0	5	5	4	1-0	0	3	1	12	6.0
Sampson	2-2	39	4-9	.444	0-1	.000	1-2	.500	0	9	9	2	8-1	2	3	0	9	4.5
Wood	1-0	5	0-1	.000	0-1	.000	3-4	.750	0	0	0	0	0-0	0	0	0	3	3.0
Marshall	1-0	4	1-2	.500	0-0	---	0-0	---	0	0	0	0	1-0	0	1	0	2	2.0
McConnell	2-0	38	1-7	.143	0-0	---	2-2	1.000	1	3	4	6	1-0	4	4	0	4	2.0
Landry	1-1	8	0-3	.000	0-0	---	0-0	---	0	0	0	0	0-0	0	0	0	0	0.0
76ERS	2	480	55-149	.369	11-36	.306	41-56	.732	16	60	76	35	49-2	12	37	14	162	81.0

JAZZ 2015-16 SEASON SERIES STATISTICS VS. SIXERS

PLAYER	G-GS	MIN	FG-A	PCT	3FG-A	PCT	FT-A	PCT	OFF	DEF	TOT	AST	PF-DQ	STL	TO	BLK	PTS	AVG
Favors	1-1	29	6-17	.353	0-0	---	8-10	.800	2	10	12	1	2-0	3	0	2	20	20.0
Hayward	2-2	69	9-33	.273	3-9	.333	15-17	.882	3	10	13	8	3-0	3	2	1	36	18.0
Burks	1-0	27	6-8	.750	1-1	1.000	2-3	.667	1	6	7	1	1-0	1	3	0	15	15.0
Hood	2-2	50	10-29	.345	3-11	.273	7-7	1.000	1	3	4	2	7-0	1	3	0	30	15.0
Burke	2-0	51	10-25	.400	2-6	.333	2-2	1.000	1	6	7	7	1-0	2	3	2	24	12.0
Withey	1-1	24	4-7	.571	0-0	---	3-4	.750	5	7	12	1	2-0	2	3	2	11	11.0
Gobert	1-1	32	3-6	.500	0-0	---	2-2	1.000	6	5	11	2	2-0	0	1	7	8	8.0
Neto	2-2	45	4-8	.500	3-3	1.000	3-4	.750	0	1	1	4	5-0	4	2	1	14	7.0
Ingles	2-0	34	4-9	.444	2-6	.333	0-0	---	0	3	3	1	2-0	1	2	0	10	5.0
Booker	2-0	45	1-9	.111	0-1	.000	5-6	.833	1	11	12	0	5-0	1	1	2	7	3.5
Johnson	2-0	20	3-4	.750	0-0	---	1-2	.500	3	4	7	2	0-0	2	0	0	7	3.5
Millsap	2-0	22	2-6	.333	0-0	---	2-2	1.000	2	3	5	3	5-0	1	0	1	6	3.0
Lyles	2-1	31	1-10	.100	0-2	.000	2-2	1.000	3	6	9	0	3-0	0	2	0	4	2.0
Pleiss	1-0	2	1-1	1.000	0-0	---	0-0	---	0	1	1	0	2-0	0	0	0	2	2.0
JAZZ	2	480	64-172	.372	14-39	.359	52-61	.852	28	76	104	32	40-0	21	27	18	194	97.0

UTAH JAZZ

DATE	H/A	W/L	PHI	OPP
10/18/74	H	W	112	99
10/24/74	A	W	102	89
2/18/75	A	L	85	103
3/19/75	H	L	115	126
11/30/75	A	W	113	96
12/3/75	H	W	102	94
1/14/76	H	W	100	95
3/28/76	A	L	107	110
4/7/76	H	W	102	99
10/26/76	A	W	111	101
11/19/76	H	W	100	95
1/16/77	H	W	97	76
4/5/77	A	W	119	109
10/22/77	H	L	103	104*
11/30/77	A	W	117	114
2/8/78	H	W	117	104
4/4/78	A	L	119	120
10/21/78	H	W	130	111
11/28/78	A	L	103	107
1/10/79	H	W	123	112
1/12/79	A	L	89	100
1/28/80	A	L	101	107
2/13/80	H	W	107	85
11/29/80	H	W	113	93
2/27/81	A	W	87	83
1/2/82	A	W	109	107
2/19/82	H	W	132	117
11/27/82	H	W	126	113
1/29/83	A	W	126	109
2/29/84	A	W	103	97
3/11/84	H	W	120	97
12/28/84	A	W	114	111

DATE	H/A	W/L	PHI	OPP
2/24/85	H	W	117	108
12/20/85	H	W	112	105
1/29/86	A	L	86	107
12/22/86	H	L	111	114
1/2/87	A	W	104	99
11/30/87	A	W	106	100
1/6/88	H	W	116	93
12/17/88	H	W	119	107
12/30/88	A	L	95	102
2/5/90	H	W	114	89
2/19/90	A	L	102	115
1/4/91	A	L	99	102
3/3/91	H	L	92	95
12/18/91	H	L	105	107
3/25/92	A	L	94	100
12/18/92	H	L	98	112
12/30/92	A	L	110	119
11/19/93	H	W	124	115
2/21/94	A	L	92	119
12/20/94	H	L	88	91
1/7/95	A	L	90	111
12/20/95	H	W	108	104
3/20/96	A	L	84	107
12/28/96	A	L	84	110
1/13/97	H	L	96	97*
1/6/98	A	L	95	98*
3/20/98	H	L	79	91
3/17/00	H	W	99	97
3/29/00	A	L	84	98
12/20/00	H	L	89	91
12/26/00	A	W	97	91
12/29/01	A	L	81	89

DATE	H/A	W/L	PHI	OPP
2/14/02	H	L	91	98
12/28/02	A	L	69	98
2/28/03	H	W	104	83
12/14/03	H	L	86	94
12/29/03	A	L	97	106
12/20/04	H	L	101	103
1/5/05	A	W	106	99
12/31/05	A	L	102	108
1/11/06	H	L	102	110
1/3/07	A	L	87	98
3/16/07	H	W	89	88
11/28/07	H	L	95	106
1/2/08	A	L	107	110
11/11/08	H	L	80	93
12/29/08	A	L	95	112
11/13/09	H	L	90	112
12/26/09	A	L	76	97
1/22/11	H	W	96	85
3/14/11	A	L	107	112*
12/30/11	A	L	99	102
3/9/12	H	W	104	91
11/16/12	H	W	99	93
3/25/13	A	L	91	107
2/12/14	A	L	100	105
3/8/14	H	L	92	104
12/27/14	A	L	71	88
3/6/15	H	L	83	89
10/30/15	H	L	71	99
12/28/15	A	L	91	95

** overtime*
***double-overtime*

WASHINGTON WIZARDS

Scott Brooks

2016-17 SCHEDULE

11/16/16	@ PHI
1/14/17	@ WAS
2/24/17	@ PHI

ALL-TIME SERIES RESULTS

Overall:	175-118
Home:	92-38
Away:	69-76
Neutral:	14-4

PLAYOFFS

Overall:	13-11
Home:	8-4
Away:	5-7

GENERAL INFORMATION

Franchise Timeline (Established) ..... Chicago Packers (1961-62); Chicago Zephyrs (1962-63)
..... Capital Bullets (1963-64); Washington Bullets (1974-75)
..... Washington Wizards (1997-98)
Address ..... 601 F Street NW; Washington, D.C. 20004
Majority Owner ..... Ted Leonsis
President ..... Ernie Grunfeld
Head Coach ..... Scott Brooks
Assistant Coaches ..... Tony Brown, Sidney Lowe, Chad Iske, Mike Terpstra, Maz Trakh
Assistant Coach/Player Development ..... David Adkins
Athletic Trainer ..... Corey Bennett
Director of Athletic Performance/Strength and Conditioning ..... Navin Hettiarachchi
Communications ..... Scott Hall, Patrick Rees, DeAndre Phillips
Home Court ..... Verizon Center (20,356)

BROADCAST INFORMATION

Radio ..... TBD: Dave Johnson, Glenn Consor
Television ..... Comcast SportsNet: Steve Buckhantz, Phil Chenier, Chris Miller

ALL-TIME SERIES INFORMATION

SIXERS

Largest Margin of Victory 39, 11/12/76
Most Points Scored 149, 2x last 2/24/67
Fewest Points Scored 75, 2/9/74

WIZARDS

Largest Margin of Victory 35, 1/19/15
Most Points Scored 143, 3/14/65
Fewest Points Scored 73, 11/16/99

SIXERS 2015-16 SEASON SERIES STATISTICS VS. WIZARDS

PLAYER	G-GS	MIN	FG-A	PCT	3FG-A	PCT	FT-A	PCT	OFF	DEF	TOT	AST	PF-DQ	STL	TO	BLK	PTS	AVG
Smith (TOT)	5-4	150	37-88	.420	5-17	.294	6-10	.600	0	18	18	31	6-0	10	8	2	85	17.0
Smith (PHI)	4-4	135	34-83	.410	5-17	.294	4-8	.500	0	15	15	27	5-0	10	7	2	77	19.3
Okafor	2-2	52	13-24	.542	0-0	---	4-5	.800	4	6	10	2	6-0	0	2	1	30	15.0
Canaan	4-2	114	15-41	.366	9-26	.346	14-16	.875	2	9	11	10	6-0	2	5	0	53	13.3
Grant	4-2	116	14-31	.452	1-6	.167	14-24	.583	4	15	19	14	8-0	2	8	8	43	10.8
Noel	4-4	124	18-33	.545	1-1	1.000	6-11	.545	8	30	38	9	15-0	12	8	5	43	10.8
Stauskas	4-2	101	13-27	.481	7-18	.389	5-5	1.000	1	11	12	6	8-0	3	4	0	38	9.5
H. Thompson	3-1	88	9-30	.300	4-21	.190	3-3	1.000	1	6	7	2	5-0	0	1	0	25	8.3
McConnell	4-0	71	16-33	.485	1-4	.250	0-0	---	1	9	10	15	5-0	1	2	0	33	8.3
Covington	3-3	83	7-23	.304	4-18	.222	3-4	.750	4	17	21	1	12-1	5	5	4	21	7.0
Landry	3-0	31	7-11	.636	0-0	---	3-5	.600	1	3	4	0	7-0	0	1	0	17	5.7
Weems (TOT)	1-0	16	2-4	.500	0-2	.000	0-0	---	0	1	1	0	0-0	0	1	0	4	4.0
Weems (PHI)	1-0	16	2-4	.500	0-2	.000	0-0	---	0	1	1	0	0-0	0	1	0	4	4.0
Marshall	1-0	9	1-4	.250	0-1	.000	1-1	1.000	0	1	1	1	2-0	4	1	0	3	3.0
Holmes	2-0	21	1-5	.200	1-2	.500	0-0	---	1	1	2	1	5-0	2	3	0	3	1.5
76ERS	4	960	150-349	.430	33-116	.284	57-82	.695	27	124	151	88	84-1	41	51	20	390	97.5

WIZARDS 2015-16 SEASON SERIES STATISTICS VS. SIXERS

PLAYER	G-GS	MIN	FG-A	PCT	3FG-A	PCT	FT-A	PCT	OFF	DEF	TOT	AST	PF-DQ	STL	TO	BLK	PTS	AVG
Wall	4-4	151	33-75	.440	5-15	.333	23-27	.852	4	34	38	42	7-0	8	18	3	94	23.5
Gortat	4-4	135	31-49	.633	0-0	---	5-9	.556	18	39	57	8	11-0	1	6	5	67	16.8
Beal	3-1	91	21-50	.420	1-11	.091	4-4	1.000	4	3	7	7	2-0	1	4	0	47	15.7
Morris (TOT)	4-2	105	19-39	.487	0-7	.000	10-12	.833	3	27	30	8	15-0	4	9	3	48	12.0
Morris (WAS)	3-2	81	16-32	.500	0-7	.000	8-8	1.000	2	21	23	7	11-0	3	6	3	40	13.3
Thornton (TOT)	2-0	30	10-21	.476	2-9	.222	2-3	.667	0	7	7	0	4-0	1	4	0	24	12.0
Thornton (WAS)	1-0	22	7-16	.438	2-8	.250	2-3	.667	0	5	5	0	3-0	1	3	0	18	18.0
Neal	1-0	16	5-10	.500	0-2	.000	1-2	.500	0	2	2	2	1-0	2	0	0	11	11.0
Porter	4-4	114	15-38	.395	6-18	.333	0-0	---	11	14	25	6	4-0	7	6	3	36	9.0
Dudley	4-2	93	12-22	.545	7-13	.538	2-4	.500	3	11	14	9	10-0	2	6	2	33	8.3
Sessions	4-0	71	13-24	.542	0-2	.000	6-8	.750	4	7	11	8	3-0	1	3	0	32	8.0
Temple	4-3	109	8-19	.421	3-11	.273	6-8	.750	0	5	5	7	9-0	2	5	1	25	6.3
Hilario	2-0	36	3-11	.273	0-0	---	6-10	.600	5	14	19	4	2-0	0	3	1	12	6.0
Anderson	1-0	16	1-3	.333	1-2	.500	2-2	1.000	1	1	2	0	2-0	0	0	1	5	5.0
Gooden	1-0	13	2-5	.400	0-1	.000	0-0	---	0	1	1	0	2-0	0	0	0	4	4.0
Hickson (TOT)	2-0	13	2-5	.400	0-1	.000	3-9	.333	1	5	6	2	1-0	1	1	0	7	3.5
Hickson (WAS)	1-0	5	0-1	.000	0-1	.000	0-0	---	0	2	2	0	0-0	0	1	0	0	0.0
Blair	1-0	6	0-1	.000	0-0	---	0-2	.000	0	3	3	0	1-0	0	0	0	0	0.0
Eddie	1-0	1	0-1	.000	0-1	.000	0-0	---	0	0	0	0	0-0	0	0	0	0	0.0
Oubre	1-0	1	0-0	---	0-0	---	0-0	---	0	0	0	0	0-0	0	0	0	0	0.0
WIZARDS	4	960	167-357	.468	25-92	.272	65-87	.747	52	162	214	100	68-0	28	68	19	424	106.0

WASHINGTON WIZARDS

DATE			PHI	OPP
10/21/61	H	W	123	103
12/2/61	H	W	132	118
1/2/62	A	W	127	102
1/6/62	H	W	120	102
1/18/62	N	W	118	111
1/27/62	A	W	107	102
2/6/62	N	W	127	123
2/15/62	A	L	121	126
2/16/62	N	W	132	106
2/17/62	N	W	136	127
10/26/62	H	W	130	112
11/18/62	N	W	110	107
11/29/62	A	W	112	85
12/7/62	N	W	149	129
1/6/63	H	W	114	102
1/23/63	A	L	94	104
2/14/63	H	W	136	117
2/19/63	N	W	118	110
2/21/63	A	L	91	108
3/12/63	A	W	130	106
10/30/63	A	W	111	108
11/9/63	A	L	100	116
11/26/63	H	W	115	113
1/4/64	A	W	123	113
1/21/64	N	L	121	124
1/22/64	A	L	116	124
1/26/64	H	L	120	131
2/12/64	A	L	115	121
2/19/64	H	W	130	122
3/14/64	N	W	128	122
10/22/64	H	L	135	138*
11/11/64	A	W	123	114
12/5/64	N	W	125	108
12/8/64	N	W	102	97
12/16/64	A	L	120	140
1/14/65	H	L	126	138
2/21/65	A	W	107	106
2/22/65	N	W	122	112
3/14/65	A	L	126	143
3/21/65	H	W	127	105
10/16/65	A	W	133	101
11/19/65	H	L	124	134
11/20/65	A	L	112	117
11/30/65	N	L	108	129
12/8/65	A	L	127	129
1/6/66	N	W	133	127
1/18/66	H	W	128	117
2/23/66	A	L	115	119
2/26/66	N	W	114	98
3/20/66	A	W	108	104
10/22/66	A	W	141	112
10/25/66	H	W	130	110
11/25/66	A	W	129	115
12/3/66	A	W	137	120
1/6/67	H	W	121	115*
2/11/67	A	L	133	139
2/24/67	N	W	149	118
3/18/67	H	W	135	119
3/19/67	A	W	132	129
11/1/67	H	W	136	111
12/2/67	H	W	130	121
12/9/67	A	W	123	109
12/25/67	A	W	108	105
1/12/68	H	W	133	116
2/3/68	A	W	133	121
3/15/68	H	W	122	115
3/20/68	A	W	137	119
10/19/68	A	W	124	121
11/22/68	H	W	121	110
12/26/68	H	W	125	120
1/4/69	A	L	112	117
1/31/69	H	L	105	108
3/22/69	A	W	116	108
10/29/69	A	W	129	105
11/5/69	H	L	130	139
12/25/69	A	L	113	121
1/23/70	H	W	133	118
1/24/70	A	L	111	112
3/1/70	H	W	104	99
3/18/70	A	W	119	113

DATE			PHI	OPP
10/30/70	H	L	110	123
11/11/70	A	W	119	107
11/30/70	H	W	104	98
2/14/71	N	L	103	112
3/20/71	A	L	112	124
3/21/71	H	W	120	108
11/13/71	A	L	105	111
12/25/71	H	L	114	117
2/19/72	H	L	105	121
2/21/72	A	L	101	102
12/12/72	A	L	102	123
1/19/73	N	L	94	110
1/21/73	A	L	97	108
2/28/73	H	W	102	96
3/17/73	H	L	115	120
3/18/73	A	L	118	129
10/28/73	A	L	99	119
11/3/73	H	L	84	112
2/9/74	A	L	75	108
2/10/74	H	W	95	94
3/6/74	H	W	112	99
3/12/74	A	L	101	112
12/21/74	A	L	101	117
1/17/75	H	L	92	103
3/8/75	H	L	92	113
3/9/75	A	W	113	100
11/15/75	H	W	110	109***
1/3/76	A	L	104	119
1/17/76	A	L	103	105
3/2/76	A	L	111	128
4/2/76	H	W	96	94
11/12/76	H	W	143	104
11/13/76	A	W	114	109
4/9/77	H	W	125	93
4/10/77	A	L	121	131
11/12/77	A	L	98	116
12/30/77	H	W	126	119
4/8/78	H	W	131	114
4/9/78	A	L	113	123
10/18/78	H	L	111	121
11/10/78	A	W	123	122
2/11/79	H	W	107	99
3/27/79	A	W	100	97
10/12/79	A	W	93	92
11/28/79	H	W	120	102
12/25/79	A	W	95	92
1/11/80	H	W	119	106
3/12/80	H	W	105	98
3/20/80	A	L	113	119*
10/11/80	A	W	126	120**
10/18/80	H	W	117	101
12/12/80	H	W	95	79
1/22/81	A	W	128	116
2/13/81	H	L	102	104
2/19/81	A	L	108	129
11/3/81	A	W	112	99
1/6/82	H	W	126	112
1/12/82	A	W	95	92
2/3/82	H	W	122	96
3/17/82	H	W	102	93
4/16/82	A	W	100	96
11/14/82	H	W	102	93
12/18/82	A	L	97	100
1/7/83	A	W	106	89
3/12/83	A	W	95	86
3/13/83	H	W	97	93
4/13/83	H	L	76	95
10/28/83	H	W	117	114
12/3/83	A	L	98	103
1/11/84	H	W	121	99
1/21/84	A	L	90	94
3/22/84	A	W	106	101
3/28/84	H	W	109	103
11/20/84	H	L	105	120
11/27/84	A	W	93	89
1/13/85	A	W	115	104
2/6/85	H	W	116	111
3/27/85	H	W	115	97
4/13/85	A	L	106	118
11/16/85	A	L	97	118

DATE			PHI	OPP
12/4/85	H	W	115	110*
2/21/86	H	W	97	87
3/21/86	H	W	112	105
3/24/86	A	L	93	100
4/13/86	A	L	97	98
12/25/86	H	L	97	102
1/10/87	A	L	111	117
1/31/87	A	L	105	106
3/6/87	H	W	123	113
4/13/87	H	W	113	105
4/19/87	A	W	108	102
1/20/88	H	L	98	110
1/24/88	A	L	99	131
1/25/88	A	L	117	118*
3/13/88	H	W	104	96
3/19/88	A	W	94	89
4/13/88	H	W	98	97*
11/22/88	A	W	130	103
12/25/88	H	W	125	110
1/21/89	A	L	105	107
2/1/89	H	W	114	110*
3/18/89	A	L	114	123
4/23/89	H	W	115	106
11/24/89	H	W	121	108
12/1/89	A	L	90	107
12/20/89	H	W	118	111
1/13/90	A	W	120	101
1/27/90	H	W	125	101
3/24/90	A	W	114	112*
11/16/90	H	W	115	102*
12/26/90	A	W	106	105*
2/6/91	H	W	108	100
3/23/91	A	L	99	102
4/12/91	H	L	85	95
11/5/91	A	W	107	106
1/18/92	A	W	105	101
1/20/92	H	W	99	91
2/29/92	A	W	101	92
4/18/92	H	W	111	104
1/8/93	A	W	119	117
1/29/93	H	W	92	86
3/17/93	H	L	89	94
4/7/93	A	W	98	90
11/5/93	H	W	94	82
11/12/93	A	L	93	105
2/4/94	H	L	95	102
3/1/94	H	L	103	109
3/13/94	A	W	114	97
11/9/94	H	W	98	97
1/20/95	A	L	98	102
2/1/95	H	W	98	89
2/28/95	A	W	106	102
4/23/95	A	L	90	106
11/3/95	H	W	105	103
11/15/95	A	L	95	127
1/10/96	H	L	93	98
3/30/96	A	L	105	107
11/22/96	A	L	76	88
3/4/97	H	L	106	107
3/9/97	A	W	99	93
4/14/97	H	L	110	131
11/19/97	H	W	97	86
3/8/98	A	L	91	100
3/11/98	H	W	88	86
4/1/98	A	W	112	91
3/1/99	A	W	104	91
3/7/99	H	L	95	103*
4/11/99	A	L	98	105
11/16/99	A	W	95	73
11/24/99	H	L	93	101
3/2/00	A	W	87	84
4/12/00	H	W	93	84
11/29/00	H	W	93	87
12/13/00	A	W	102	82
1/12/01	A	W	86	82
3/2/01	H	W	107	102
11/3/01	A	L	76	90
11/28/01	H	L	87	94
1/22/02	A	W	91	84
4/10/02	A	L	77	90

DATE			PHI	OPP
4/12/02	H	W	100	91
11/17/02	H	W	100	84
11/30/02	A	W	95	94
1/18/03	A	W	88	80
4/16/03	H	W	107	87
11/11/03	A	W	112	105
1/10/04	A	L	87	94
2/11/04	H	W	113	88
4/9/04	H	L	80	83
11/26/04	H	W	116	114*
1/26/05	A	L	107	117
4/9/05	A	W	112	106
1/16/06	A	L	76	104
2/12/06	A	L	97	107
3/3/06	H	W	119	113
4/10/06	H	W	105	97
12/8/06	H	L	98	113
2/14/07	H	L	85	92
3/28/07	A	L	108	111
11/20/07	A	L	101	116
11/30/07	H	W	85	84
2/5/07	H	W	101	96
4/12/08	A	L	93	109
12/13/08	H	W	104	89
12/19/08	A	W	109	103
1/30/09	H	W	104	94
2/25/09	A	W	106	98
11/24/09	A	L	107	108
12/22/09	A	L	98	105
1/5/10	H	L	97	104
11/2/10	A	L	115	116*
11/23/10	A	L	114	116*
1/5/11	H	W	109	97
2/23/11	H	W	117	94
1/13/12	H	W	120	89
1/14/12	A	W	103	90
1/23/12	H	W	103	83
3/30/12	A	L	76	97
11/1/13	A	W	109	102
11/6/13	H	L	102	116
1/20/14	A	L	99	107
3/1/14	H	L	103	122
1/19/15	A	L	76	111
2/27/15	H	W	89	81
4/1/15	A	L	93	106
4/8/15	H	L	90	119
2/5/16	A	L	94	106
2/26/16	H	L	94	103
2/29/16	A	L	108	116
3/17/16	H	L	94	99

** overtime*
*** double-overtime*
**** triple-overtime*

FRANCHISE RECORDS VS. EACH OPPONENT

Active Franchises	★ HOME ★	★ ROAD ★	★ NEUT ★	★ OVR ★
OPPONENT	W-L	W-L	W-L	W-L
vs. Atlanta Hawks	108-58	60-109	20-15	188-182
vs. Boston Celtics	120-84	52-146	12-22	184-252
vs. Brooklyn Nets	59-33	46-46	0-0	105-79
vs. Charlotte Hornets	27-21	13-36	0-0	40-57
vs. Chicago Bulls	65-38	47-61	4-2	116-101
vs. Cleveland Cavaliers	60-38	42-57	0-2	102-97
vs. Dallas Mavericks	17-18	16-18	0-0	33-36
vs. Denver Nuggets	28-13	18-22	0-0	46-36
vs. Detroit Pistons	116-46	71-91	23-16	210-153
vs. Golden State Warriors	92-47	52-77	21-22	165-146
vs. Houston Rockets	40-24	25-42	3-3	68-69
vs. Indiana Pacers	51-32	44-41	0-0	95-73
vs. Los Angeles Clippers	42-19	24-36	1-2	67-57
vs. Los Angeles Lakers	77-46	40-81	15-16	132-143
vs. Memphis Grizzlies	10-9	11-10	0-0	21-19
vs. Miami Heat	32-22	21-34	0-0	53-56
vs. Milwaukee Bucks	52-46	42-55	2-2	96-103
vs. Minnesota Timberwolves	14-11	9-17	0-0	23-28
vs. New Orleans Pelicans	9-6	5-10	0-0	14-16
vs. New York Knickerbockers	137-67	89-120	16-12	242-199
vs. Oklahoma City Thunder	32-28	29-36	3-1	64-65
vs. Orlando Magic	20-32	12-40	0-0	32-72
vs. Phoenix Suns	33-22	19-41	2-2	54-65
vs. Portland Trail Blazers	32-17	21-34	3-0	56-51
vs. Sacramento Kings	87-40	58-70	17-14	162-124
vs. San Antonio Spurs	23-22	11-33	0-0	34-55
vs. Toronto Raptors	19-22	16-23	0-0	35-45
vs. Utah Jazz	27-20	14-32	0-0	41-52
vs. Washington Wizards	92-38	69-76	14-4	175-118

Defunct Franchises	★ HOME ★	★ ROAD ★	★ NEUT ★	★ OVR ★
OPPONENT	W-L	W-L	W-L	W-L
Anderson Duffey Packers (1946-49)	3-1	1-2	0-0	4-3
Baltimore Bullets (1947-54)	17-1	9-9	2-1	28-11
Chicago Stags (1946-49)	2-0	0-0	0-0	2-0
Denver Nuggets (1948-49)	3-0	1-1	2-0	6-1
Indianapolis Olympians (1949-52)	11-2	4-8	2-0	17-10
St. Louis Bombers (1946-49)	1-0	0-1	0-0	1-1
Sheboygan Redskins (1938-49)	3-0	3-1	0-0	6-1
Washington Capitols (1946-50)	2-0	1-1	0-0	3-1
Waterloo Hawks (1948-49)	4-0	2-1	0-0	6-1

>> Back to Table of Contents

HISTORICAL LOOK AT THE SIXERS

1940

Nov. 14, 1946: Danny Biasone (pictured to the left), the owner and founder of the Syracuse Nationals, sent a check for $5,000 to the offices of the National Basketball League (NBL), thus creating the Syracuse Nationals franchise. Benny Borgmann was hired to coach the team. In the first professional game in Syracuse, N.Y., the Nationals defeated the Bears of Youngstown, Ohio, 67-64.

Nov. 3, 1949: The Nationals defeated Denver on Nov. 3, 1949, in the first NBA game in Syracuse, N.Y. The Nationals joined the NBA in 1949 when six teams from the Midwest-based National Basketball League joined the Basketball Association of America to form the 17-team National Basketball Association. The Nats posted a 51-13 record in their first season in the NBA under the direction of head coach Al Cervi.

Nov. 24, 1949: The Nationals defeated the Anderson Packers, 125-123, in five overtimes at Syracuse, N.Y. The game stands as the longest game in franchise history and the second longest game in NBA history.

1950

April 23, 1950: The Nationals lost to a George Mikan-led Minneapolis Lakers in Game 6 of the NBA Finals.

April 12, 1954: The Nationals, again returning to the finals, lost Game 7, and the series to the Minneapolis Lakers.

1954-55: Marked the first season the 24-second shot clock was implemented in the NBA. Nationals owner Danny Biasone and general manager Leo Ferris conceived the shot clock concept.

April 10, 1955: The Nationals defeated the Fort Wayne Pistons, 92-91, in Game 7 of the NBA Finals, capturing the franchise's first NBA Championship. The Nationals overcame a 17-point deficit.

Feb. 1, 1959: Dolph Schayes recorded the first 50-point game in franchise history when he scored a career-high 50 points (18-34 FG, 14-17 FT) in a 139-137 overtime loss to the Boston Celtics.

1960

Dec. 25, 1960: Demolishing the New York Knicks 162-100, the Sixers achieve their largest margin of victory in franchise history.

March 18, 1961: The Nationals, in a series against their future home and future star, defeat the Philadelphia Warriors and Wilt Chamberlain 106-103, completing a three game sweep in the 1960-61 Division Semifinals. The Nats would go on to lose in the Division Finals to Boston, four games to one.

Spring 1963: Ike Richman and Irv Kosloff purchased the Syracuse Nationals from Danny Biasone. The franchise re-located from Syracuse, N.Y. to Philadelphia (May 22, 1963) The Nationals marked the return of professional basketball to Philadelphia after the Philadelphia Warriors franchise re-located to California at the conclusion of the 1961-62 season.

Aug. 6, 1963: The Nationals officially change their name to the Philadelphia 76ers. The name was chosen by Walter Stahlberg, of West Collingswood, N.J., who won a contest to name the club.

March 29, 1964: The Sixers finish their first season with a loss in the playoffs to Cincinnati. The season included many other firsts. Dolph Schayes was named to Sixers first coach and guard Hal Greer became the first Sixers All-Star.



Jan. 15, 1965: Halfway through the 1964-65 season the 76ers traded Paul Neumann, Connie Dierk-ing, Lee Shaffer, and cash to the Warriors for Wilt Chamberlain. The trade was the start of something very good for Philadelphia's second NBA team. The 76ers finished the 1964-65 season at 40-40, good enough for third place in the division behind Cincinnati and Boston.

March 1966: Becoming the first Sixer to lead the NBA in scoring and rebounding, Wilt Chamberlain leads the Sixers to their first Eastern Division title.

Nov. 5, 1966: With a loss to Boston (105-87) the Sixers ended their longest win streak (spanning two seasons) in franchise history at 18 games.

April 24, 1967: After finishing the regular season with an astounding 68-13 record (a franchise record) and crushing Boston's hopes for a ninth straight title, the 76ers defeated San Francisco 125-122 in Game 6 of the NBA Finals, winning the franchise's second NBA Championship. During the NBA's 35th Anniversary in 1980, this team was voted the best in NBA history.

HISTORY

HISTORICAL LOOK AT THE SIXERS

Oct. 18, 1967: Moving from the Philadelphia Civic Center, the Sixers play their first game in the Spectrum in front of 9,106 fans. The Sixers would finish the 1967-68 season with their third straight Eastern Division title.

Dec. 16, 1967: Wilt Chamberlain scores a franchise record, 68 points in a 143-123 win at Chicago.

Feb. 2, 1968: In a game against the Detroit Pistons, Wilt Chamberlain posts 22 pts., 25 rebs, and 21 asts, completing the only double triple-double in NBA history.

July 9, 1968: Wilt Chamberlain was traded to Los Angeles for Jerry Chambers, Archie Clark, and Darrall Imhoff.

1970

May 1976: Fitz Dixon purchased the 76ers from Irv Kosloff.

Oct. 21, 1976: Julius Erving was purchased from New York Nets. Erving went on to score 18,364 points and block a franchise record 1,293 shots in 11 seasons with the Sixers.

Nov. 19, 1976: Sixers retire Hal Greer's jersey No. 15. Greer played 15 seasons with the franchise, Greer scored a franchise record 21,586 points.

Dec. 17, 1976: Sixers retire Billy Cunning-ham's jersey No. 32. As a player, Cunningham played nine seasons with the Sixers and was named 1966 NBA Rookie of the Year and was a four-time All-NBA selection.

June 5, 1977: The Sixers fall to Portland, 109-107, in Game 6 of the 1977 NBA Finals. It marked the fifth NBA Finals appearance in franchise history.

Oct. 19, 1977: Coach Billy Cunningham coaches and wins his first game with the Sixers against Detroit (113-96). Cunningham went on to become the winningest coach in Sixers history (454-196, .698).

1980

May 16, 1980: In the first season of the three-point line in the NBA, the Sixers captured the 1980 Eastern Conference Championship, but lost to the L.A. Lakers in the NBA Finals (4-2).

July 1981: Harold Katz buys the 76ers from Fitz Dixon.

June 8, 1982: After defeating the Celtics in Game 7 of the Eastern Conference Finals, the Sixers go on to play the Lakers in the NBA Finals, losing the series in six games.

May 31, 1983: Led by Julius Erving, Moses Malone, and Maurice Cheeks, the 76ers defeat the L.A. Lakers 115-108, capturing the NBA Championship. The Sixers culminated a 65-17 regular season and a 12-1 run through the playoffs, with a sweep of the Lakers in the NBA Finals.

June 1984: Drafted Charles Barkley as the fifth overall pick. Barkley played eight seasons in Philadelphia, scoring 14,184 points in 610 games before being traded to Phoenix (June 17, 1992) for Jeff Hornacek, Andrew Lang and Tim Perry.

March 25, 1986: Sixers retire the microphone of David Zinkoff, the Sixers public address announcer for 22 seasons (1963-85).

Nov. 7, 1986: Sixers retire Bobby Jones jersey No. 24. A member of the 1983 NBA Championship 76ers, Jones played eight of his 10 seasons in the NBA with the Sixers and was named to the NBA All-Defensive First Team in eight consecutive seasons (1977-84).

April 18, 1988: Sixers retire Julius Erving's jersey No. 6. Erving played with the Sixers from 1976-87.

HISTORICAL LOOK AT THE SIXERS

1990

March 18, 1991: Sixers retire Wilt Chamberlain's jersey No. 13. Chamberlain played with the Sixers from 1964-1968.

Dec. 13, 1994: The Sixers post the 2,000th franchise victory over the Miami Heat at the Spectrum.

Feb. 6, 1995: Sixers retire Maurice Cheeks' jersey No. 10. Cheeks played 15 seasons in the NBA, 11 with Philadelphia, and owns the franchise record for career assists (6,212).

April 24, 1996: Comcast-Spectacor purchased the 76ers from Harold Katz.

June 1996: With the first overall pick in the 1996 NBA Draft, the Sixers selected Allen Iverson. In his first season, Iverson set franchise records for rookies in points (1,787), assists (567), field goals (625) and 3-point field goals (155).



Nov. 1, 1996: The Sixers play their first game at the Wells Fargo Center, and fall to the Milwaukee Bucks, 111-103.

Oct. 31, 1997: The Sixers unveil their first major logo change since becoming the 76ers in 1963. The logo modernized the old red and blue logo by adding silver, gold, and black.

April 17, 1998: 21,305 fans set the franchise record for home game attendance at the Wachovia Center as the Sixers play the Chicago Bulls. The Bulls, led by a retiring Michael Jordan won the game 87-80.

2000

March 30, 2001: Sixers retire Charles Barkley's jersey No. 34. Barkley played with the Sixers from 1984-1992.

June 6, 2001: Once again, the Sixers and Lakers meet in the Finals, with L.A. as a heavy favorite. Philly shocked everyone by taking Game 1 in L.A. before losing the series in five. The Sixers became the first team to win four major awards in the same season (MVP: Allen Iverson, Sixth Man of the Year: Aaron McKie, Defensive Player of the Year: Dikembe Mutombo, Coach of the Year: Larry Brown).

May 18, 2005: Allen Iverson is named to All-NBA First Team for the third time in his career, and it is the sixth time he has received All-NBA honors. Iverson won the league's scoring title for the fourth time, joining Wilt Chamberlain (7), Michael Jordan (10) and George Gervin (4) as the only players to accomplish that feat four or more times.

Dec. 19, 2006: Allen Iverson is traded to the Denver Nuggets along with Ivan McFarlin in exchange for Andre Miller, Joe Smith and two first round draft choices.

June 23, 2009: Sixers announce brand relaunch with official logo change.

2010

Sep. 18, 2011: NBA Board of Governors unanimously approves sale of the Philadelphia 76ers to an investment group led by Joshua Harris and David Blitzer.

May 14, 2013: Sixers name Sam Hinkie President of Basketball Operations and General Manager.

August 14, 2013: Brett Brown is announced as head coach of the Sixers.

Mar. 1, 2014 Sixers retire Allen Iverson's No. 3. Iverson played 12 seasons in Philadelphia and scored the second-most points in franchise history.

May 12, 2015 Sixers introduce updated brand identity, including a redesigned primary logo and a series of partial and secondary logo variations in addition to new uniforms which were introduced a few weeks later.

Mar. 12, 2016 Sixers retire Dolph Schayes' No. 4. Schayes played 15 NBA seasons, including 14 with the Syracuse Nationals before the team relocated to Philadelphia for the 1963-64 season.

Apr. 10, 2016 Sixers name Bryan Colangelo President of Basketball Operations.

June 23, 2016 With the first overall pick in the 2016 NBA Draft, the Sixers selected Ben Simmons. Simmons was the third Sixer to ever be chosen first overall (Iverson, 1996; Collins 1973).

HISTORY

OWNERSHIP & GENERAL MANAGERS

OWNERSHIP TIMELINE

Sept. 18, 2011	Investment group led by Joshua Harris and David Blitzer purchase the 76ers from Comcast-Spectacor.
April 24, 1996	Comcast-Spectacor purchased the 76ers from Harold Katz.
July 1981	Harold Katz buys the 76ers from Fitz Dixon.
May 1976	Fitz Dixon purchased the 76ers from Irv Kosloff.
May 1963	Ike Richman and Irv Kosloff purchase the Syracuse Nationals from Danny Biasone. They move the team from Syracuse to Philadelphia and changed the name.
1946	Danny Biasone, who later invented the NBA's 24-second shot clock, founded the Syracuse Nationals as part of the NBL (National Basketball League). After three seasons in the NBL, the Nationals joined the NBA in 1949.

Danny Biasone

Ike Richman

Fitz Dixon

Harold Katz



Ed Snider
Chairman, Comcast-Spectacor

Joshua Harris
Managing General Partner

HISTORY OF 76ERS GENERAL MANAGERS

The 76ers didn't have a general manager after the team debuted in Philadelphia in May 1963. Attorney Ike Richman performed some of the duties of the job between 1963 and 1966, but it wasn't until Jack Ramsay was named to the position in 1966-67 that the team had a GM.

GENERAL MANAGER	TENURE	GENERAL MANAGER	TENURE
Leo Ferris	1949-63	Brad Greenburg	1996-97
Jack Ramsay	1966-67	[No General Manager]	1997-98
Don DeJardin	1970-74	Billy King	1998-2007
Pat Williams	1974-86	Ed Stefanski	2007-2011
John Nash	1986-90	[No General Manager]	2011-12
Gene Shue	1990-92	Tony DiLeo	2012-13
Jim Lynam	1992-94	Sam Hinkie	2013-16
John Lucas	1994-96		

CLUB NICKNAME

The late Walter Stahlberg, of West Collingswood, N.J., won a contest to name the club in 1963. The choice of the club's nickname was announced on Aug. 6, 1963. There were almost 500 different suggestions among the entries and Stahlberg was one of several who picked the 76ers. However his accompanying 25-word explanation was deemed the best by the judges, and he and his wife received an all-expense trip to the West Coast to see the 76ers play San Francisco.

HEAD COACHES YEARLY BREAKDOWN

ALL-TIME 76ERS HEAD COACHES

Coach	First Season	Last Season	No. of Seasons	Regular Season W	Regular Season L	Regular Season PCT	Playoffs W	Playoffs L	Playoffs PCT
Al Cervi[1]	1949-50	1956-57	8	294	201	.594	33	26	.559
Paul Seymour	1956-57	1959-60	4	155	124	.556	9	11	.450
Alex Hannum	1960-61	1962-63	3	127	112	.531	8	10	.444
Dolph Schayes	1963-64	1965-66	3	129	111	.538	9	12	.429
Alex Hannum	1966-67	1967-68	2	130	33	.798	18	10	.643
Jack Ramsay	1968-69	1971-72	4	174	154	.530	5	12	.294
Roy Rubin[2]	1972-73	1972-73	1	4	47	.078	—	—	—
Kevin Loughery	1972-73	1972-73	1	5	26	.161	—	—	—
Gene Shue[3]	1973-74	1977-78	5	157	177	.470	11	11	.500
Billy Cunningham	1977-78	1984-85	8	454	196	.698	66	39	.629
Matt Guokas[4]	1985-86	1987-88	3	119	88	.575	8	9	.471
Jim Lynam	1987-88	1991-92	5	194	173	.529	8	13	.381
Doug Moe[5]	1992-93	1992-93	1	19	37	.339	—	—	—
Fred Carter	1992-93	1993-94	2	32	76	.296	—	—	—
John Lucas	1994-95	1995-96	2	42	122	.256	—	—	—
Johnny Davis	1996-97	1996-97	1	22	60	.268	—	—	—
Larry Brown	1997-98	2002-03	6	255	205	.554	28	30	.483
Randy Ayers[6]	2003-04	2003-04	1	21	31	.404	—	—	—
Chris Ford	2003-04	2003-04	1	12	18	.400	—	—	—
Jim O'Brien	2004-05	2004-05	1	43	39	.524	1	4	.200
Maurice Cheeks[7]	2005-06	2008-09	4	122	147	.454	2	4	.333
Tony DiLeo	2008-09	2008-09	1	32	27	.542	2	4	.333
Eddie Jordan	2009-10	2009-10	1	27	55	.329	—	—	—
Doug Collins	2010-11	2012-13	3	110	120	.478	8	10	.444
Brett Brown	2013-14	—	3	47	199	.191	—	—	—

[1]Cervi started 1956-57 with a 4-8 record before being replaced by Seymour.
[2]Rubin started the 1972-73 season and had a 4-47 record before being replaced by Lougherty.
[3]Shue started 1977-78 with a 2-4 record before being replaced by Cunningham.
[4]Guokas started 1987-88 with a 20-23 record before being replaced by Lynam.
[5]Moe started 1992-93 with a 19-37 record before being replaced by Carter.
[6]Ayers started 2003-04 with a 21-31 record before being replaced by Ford (interim).
[7]Cheeks started 2008-09 with a 9-14 record before being replaced by DiLeo.

HEAD COACHES YEAR-BY-YEAR RESULTS

YEAR	HEAD COACH	Regular Season W	Regular Season L	Regular Season PCT.	Regular Season FINISH	Playoffs W	Playoffs L	Playoffs PCT.
1949-50	Al Cervi	51	13	.797	1st/Eastern	6	5	.545
1950-51	Al Cervi	32	34	.485	4th/Eastern	4	3	.571
1951-52	Al Cervi	40	26	.606	1st/Eastern	3	4	.429
1952-53	Al Cervi	47	24	.662	2nd/Eastern	0	2	.000
1953-54	Al Cervi	42	30	.583	T-2nd/Eastern	9	4	.692
1954-55	Al Cervi	43	29	.597	1st/Eastern	7	4	.636
1955-56	Al Cervi	35	37	.486	3rd/Eastern	4	4	.500
1956-57	Al Cervi	4	8	.333				
	Paul Seymour	34	26	.567	2nd/Eastern	2	3	.400
1957-58	Paul Seymour	41	31	.569	2nd/Eastern	1	2	.333
1958-59	Paul Seymour	35	37	.486	3rd/Eastern	5	4	.556
1959-60	Paul Seymour	45	30	.600	3rd/Eastern	1	2	.333
1960-61	Alex Hannum	38	41	.481	3rd/Eastern	4	4	.500
1961-62	Alex Hannum	41	39	.513	3rd/Eastern	2	3	.400
1962-63	Alex Hannum	48	32	.600	2nd/Eastern	2	3	.400
1963-64	Dolph Schayes	34	46	.425	3rd/Eastern	2	3	.400
1964-65	Dolph Schayes	40	40	.500	3rd/Eastern	6	5	.545
1965-66	Dolph Schayes	55	25	.688	1st/Eastern	1	4	.200
1966-67	Alex Hannum	68	13	.840	1st/Eastern	11	4	.733
1967-68	Alex Hannum	62	20	.756	1st/Eastern	7	6	.538
1968-69	Jack Ramsay	55	27	.671	2nd/Eastern	1	4	.200
1969-70	Jack Ramsay	42	40	.512	4th/Eastern	1	4	.200
1970-71	Jack Ramsay	47	35	.573	2nd/Atlantic	3	4	.429
1971-72	Jack Ramsay	30	52	.366	3rd/Atlantic	---	---	---

HEAD COACHES YEAR-BY-YEAR RESULTS

YEAR	HEAD COACH	Regular Season W	Regular Season L	Regular Season PCT.	Regular Season FINISH	Playoffs W	Playoffs L	Playoffs PCT.
1972-73	Roy Rubin	4	47	.078				
	Kevin Loughery	5	26	.161	4th/Atlantic	---	---	---
1973-74	Gene Shue	25	57	.305	4th/Atlantic	---	---	---
1974-75	Gene Shue	34	48	.415	4th/Atlantic	---	---	---
1975-76	Gene Shue	46	36	.561	T-2nd/Atlantic	1	2	.333
1976-77	Gene Shue	50	32	.610	1st/Atlantic	10	9	.526
1977-78	Gene Shue	2	4	.333				
	Billy Cunningham	53	23	.697	1st/Atlantic	6	4	.600
1978-79	Billy Cunningham	47	35	.573	2nd/Atlantic	5	4	.556
1979-80	Billy Cunningham	59	23	.720	2nd/Atlantic	12	6	.667
1980-81	Billy Cunningham	62	20	.756	T-1st/Atlantic	9	7	.563
1981-82	Billy Cunningham	58	24	.707	2nd/Atlantic	12	9	.571
1982-83	Billy Cunningham	65	17	.793	1st/Atlantic	12	1	.923
1983-84	Billy Cunningham	52	30	.634	2nd/Atlantic	2	3	.400
1984-85	Billy Cunningham	58	24	.707	2nd/Atlantic	8	5	.615
1985-86	Matt Guokas	54	28	.659	2nd/Atlantic	6	6	.500
1986-87	Matt Guokas	45	37	.549	2nd/Atlantic	2	3	.400
1987-88	Matt Guokas	20	23	.465				
	Jim Lynam	16	23	.410	4th/Atlantic	---	---	---
1988-89	Jim Lynam	46	36	.561	2nd/Atlantic	0	3	.000
1989-90	Jim Lynam	53	29	.646	1st/Atlantic	4	6	.400
1990-91	Jim Lynam	44	38	.537	2nd/Atlantic	4	4	.500
1991-92	Jim Lynam	35	47	.427	5th/Atlantic	---	---	---
1992-93	Doug Moe	19	37	.339				
	Fred Carter	7	19	.269	6th/Atlantic	---	---	---
1993-94	Fred Carter	25	57	.305	6th/Atlantic	---	---	---
1994-95	John Lucas	24	58	.293	6th/Atlantic	---	---	---
1995-96	John Lucas	18	64	.220	7th/Atlantic	---	---	---
1996-97	Johnny Davis	22	60	.268	6th/Atlantic	---	---	---
1997-98	Larry Brown	31	51	.378	7th/Atlantic	---	---	---
1998-99	Larry Brown	28	22	.560	3rd/Atlantic	3	5	.375
1999-00	Larry Brown	49	33	.598	3rd/Atlantic	5	5	.500
2000-01	Larry Brown	56	26	.683	1st/Atlantic	12	11	.522
2001-02	Larry Brown	43	39	.524	6th/Atlantic	2	3	.400
2002-03	Larry Brown	48	34	.585	4th/Atlantic	6	6	.500
2003-04	Randy Ayers	21	31	.404				
	Chris Ford	12	18	.400	5th/Atlantic	---	---	---
2004-05	Jim O'Brien	43	39	.524	2nd/Atlantic	1	4	.200
2005-06	Maurice Cheeks	38	44	.463	2nd/Atlantic	---	---	---
2006-07	Maurice Cheeks	35	47	.427	3rd/Atlantic	---	---	---
2007-08	Maurice Cheeks	40	42	.488	3rd/Atlantic	2	4	.333
2008-09	Maurice Cheeks	9	14	.391		---	---	---
	Tony DiLeo	32	27	.542	2nd Atlantic	2	4	.333
2009-10	Eddie Jordan	27	55	.329	4th Atlantic	---	---	---
2010-11	Doug Collins	41	41	.500	3rd Atlantic	1	4	.200
2011-12	Doug Collins	35	31	.530	3rd Atlantic	7	6	.538
2012-13	Doug Collins	34	48	.415	4th Atlantic	---	---	---
2013-14	Brett Brown	19	63	.232	5th Atlantic	---	---	---
2014-15	Brett Brown	18	64	.220	4th Atlantic	---	---	---
2015-16	Brett Brown	10	72	.122	5th Atlantic	---	---	---
TOTALS		**2726**	**2578**	**.514**		**216**	**205**	**.513**

COACHING LEADERS

BY GAMES

Coach	Games
Billy Cunningham	650
Al Cervi	495
Larry Brown	460
Alex Hannum	402
Jim Lynam	367
Gene Shue	334
Jack Ramsay	328
Paul Seymour	279
Maurice Cheeks	269
Dolph Schayes	240

BY WINS

Coach	Wins
Billy Cunningham	454
Al Cervi	294
Alex Hannum	257
Larry Brown	255
Jim Lynam	194
Jack Ramsay	174
Gene Shue	157
Paul Seymour	155
Dolph Schayes	129
Maurice Cheeks	122

BY WINNING PERCENTAGE

Coach	Pct.
Billy Cunningham	.698
Alex Hannum	.639
Al Cervi	.594
Matt Guokas	.575
Paul Seymour	.556
Larry Brown	.554
Tony DiLeo	.542
Dolph Schayes	.538
Jack Ramsay	.530
Jim Lynam	.529

PHILADELPHIA 76ERS UNIFORM HISTORY

2009-2014

1997-2009

1994-97

1991-94

1978-91

2015-Present: On June 18, 2015, the Sixers revealed new home (white), road (blue) and alternate (red) uniforms which were designed using elements from different eras in franchise history. "PHILA" is emblazoned across the chest of the home and road jerseys as a homage to the 1966-67 Championship team. The alternate red jersey has "SIXERS" sprawled across the front, to honor the 1982-83 Championship team. All three uniforms are decorated with a column of stars down each side in the fashion of the 1976-77 uniforms. Each jersey also has the phrase "PHILA TOUGH" sewn into the waist-level hem, visible only to the players prior to being tucked in.

2009-2015: Prior to the 2009-10 season ,the Sixers re-designed their uniform to feature the team's new primary "76ers basketball" logo with the red, white and blue color scheme. Trimmed in blue and red, the team will wear white uniforms with blue lettering and red numbers at home. On the road, the team will wear red uniforms, trimmed with blue and white, that feature white lettering and numbers. In the summer of 2010, the uniforms underwent some minor revisions, including blue piping added around the neck and shoulders among other aesthetic details. The Sixers also debuted an alternate blue uniform in the 2012-13 season opener.

2007 - 2009: Both the Sixers home and road jerseys underwent a bit of a facelift in the summer of 2007. Influenced by the secondary red road uniform, which was introduced the previous season, the home and road designs featured a refined red taping stretching from the jersey to the shorts. The material itself was also completely overhauled, as the new fabric was adidas clima-cool flatback mesh on the front with open-holed metallic stretchair fabrication on the back and in key venting zones through the front of the shoulders.

2007 - 2009: During the 2006-07 season, the 76ers unveiled a new second road uniform with red as the predominant color accented by the team's other official colors of white, blue, black, silver and gold. Produced by adidas, the jerseys featured a new "PHILA" wordmark across the front in a design similar to the team's primary logo, as well as blue and white stripinng around the V-neck. The red shorts are adorned with the Sixers secondary logo above a blue accent on the side of the left leg.

Present Home Uniform

1999 – 2006: Philadelphia added a new second road uniform during the 1999-00 season. The blue jersey sports a stylish new cut that's full of tradition from the great Sixers teams of the 1960's and 1970's. Trimmed in red and black, the jersey featured the "SIXERS" wordmark on the front with white numbers trimmed in red.

1997 – 2007: Prior to the 1997-98 season, the Sixers unveiled a completely new look including the first major logo change since becoming the Philadelphia 76ers in August of 1963. In keeping with the traditional red and blue, the logo was "modernized" by adding silver, gold and black. For the first time in franchise history, the Sixers wore black uniforms on the road. Trimmed in red and gold, the jersey that features the word "SIXERS" on the front with white numbers trimmed in red on the back. At home, a white jersey features black numbers trimmed in red.

PHILADELPHIA 76ERS UNIFORM HISTORY

1977-78

1976-77

1971-76

1966-70

1965-66

1994 – 97: This uniform was actually a throwback to the classic Sixers look. Designed by Lucy Loeb, the front featured "SIXERS" in a more ornate block lettering. This garb was white with red and blue trim at home and red with white and blue trim on the road.

1991 – 94: The Sixers uniform was redesigned by Champion Products and was a departure from the classic Sixers uniform. The design featured multicolored stars against a royal blue field that curved up from shorts to the jersey. The background of the away uniform remained red.

1978 – 91: The NBA begins to regulate uniform changes more closely. A rule is installed by the league requiring teams to use an exclusive outfitter and alert the NBA one year in advance of a design change. This uniform becomes the Sixers' hallmark, with the numeral surrounded by stars on the shorts. The road color returned to red. The uniforms were manufactured first by Wilson, then by Sand Knit. The 76ers played more games in this uniform (1,066) than any other in the history of the franchise.

1977 – 78: The lettering on the jersey was readjusted, with home uniforms lettered in blue and outlined in white and red, while away uniforms were royal blue with white lettering in red trim.

1976-77: Another one-shot uniform surfaced, this time with a theme. In honor of the Bicentennial, the team turned to the cursive lettering and trim numerals of the 1970-71 season. The new uniforms were designed by Pat Williams, Al Domenico, Billy Cunningham and Sonder Levitt Advertising.

1971-76: SonderLevitt Advertising designed a uniform that had a much longer lifespan than its predecessor. With the new art deco-like lettering, the uniforms retained the star-inset blue side stripe, a graphic element that remained a feature through the 70's. Away uniforms were royal blue with white side stripes and stars.

1970-71: With its red-in-blue and cursive lettering, the Sixers next official home uniform (the old red garb was retained for away games), did not please Sixers suppliers. Midseason trades meant impossible turnaround times for these custom-sewn, flowing script uniforms. In the middle of the season a switch is made and "Seventy Sixers", in script, replaces "PHILA" on the front of the uniform.

1966-70: The Sixers went to the straightforward look during their first championship run. Simple block letters with the traditional "PHILA" on the front replaced the star-spangled banner look. Road uniforms became red with blue lettering and white trim.

1965-66: A two-tone uniform with a high waistband and long, baggy trunks was introduced. The players considered it flashy and uncomfortable to play in and it was abandoned after one season.

1963-65: The Sixers opened their run in Philadelphia with a Betsy Ross-inspired uniform (below). Adorned with a circle of stars on both the shorts and the back of the jersey surrounding the player's number, the stars quickly became a hallmark of the Sixers uniforms. The road uniform was dark blue with red lettering and numbers. Midway through the '64-65 season the style of the letters and numbers was changed.



UNIFORM NUMBERS (SINCE 1963-64)

★0★
Orlando Woolridge 93-94
Alvin Jones 01-02
Amal McCaskill 03-04
Jeremy Pargo 12-13
Darius Johnson-Odom 13-14
Brandon Davies* 14-15
Isaiah Canaan 14-16

★00★
Eric Montross 97-98
Benoit Benjamin 97-99
Spencer Hawes 10-14

★1★
Wes Matthews 83-84
Scott Brooks 88-90
B.J. (Brandon Joe) Tyler 94-95
Tim Thomas 97-99
Samuel Dalembert 01-10
Nick Young 12-13
Michael Carter-Williams 13-15
JaVale McGee 14-15
Glenn Robinson III 14-15
Tony Wroten* 15-15
Ish Smith 15-16

★2★
Moses Malone 82-86, 93-94

★3★
Fred Carter 71-77
Bernard Toone 79-80
Russ Schoene 82-83
Sedale Threatt 83-87
David Henderson 87-89
Tony Harris 90-91
Greg Grant 91-93
Dana Barros 93-95
Greg Grant 95-96
Allen Iverson 96-07; 09-10

★4★
Dolph Schayes 63-64
Marlon Redmond 78-79
Clint Richardson 79-85
Cliff Robinson 86-89
Andre Turner 90-91
Sharone Wright 94-96
Michael Cage 96-97
Rick Mahorn* 98-99
Pepe Sanchez 00-01
Keith Van Horn 02-03
Andre Iguodala* 04-05
Chris Webber 04-07
Kareem Rush 08-09
Tony Battie 10-12
Dorell Wright 12-13
Nerlens Noel 13-16

★5★
Paul Neumann 63-65
Tom Van Arsdale 72-75
Corey Gaines* 94-95
Elmer Bennett 95-96
Scott Skiles 95-96
Kevin Ollie 99-00; 00-01
Vonteego Cummings 01-02
Monty Williams 02-03
Kedrick Brown 04-05
Michael Bradley* 05-06
Andres Nocioni 10-12
Arnett Moultrie 12-14
Ish Smith 14-15
Ronald Roberts 14-15
Kendall Marshall 15-16

★6★
Perry Warbington 74-75
Julius Erving 76-87

★7★
Toby Kimball 73-74
Mitchell Anderson 82-83
Lanard Copeland 90-91
Sean Green 93-94
Richard Dumas 95-96
Mark Davis 96-98
Toni Kukoc 99-01
Roshown McLeod 00-01
Ira Bowman* 01-02
John Salmons 02-06
Andre Miller 06-09
Primoz Brezec 09-10
Sam Young 11-12
Royal Ivey* 12-13
Darius Morris 13-14
Lorenzo Brown 13-14
Darius Thomas 13-14
Larry Drew II 14-15
Carl Landry 15-16

★8★
Marc Iavaroni 82-85
Michael Young 85-86
Pete Myers 88-89
Corey Gaines* 89-90
Mario Elie 90-91
Alfonso Ford 94-95
Trevor Ruffin 95-96
Aaron McKie 97-05
Joe Smith 06-07
Donyell Marshall 08-09
Francisco Elson* 09-10
Nik Vucevic 11-12
Damien Wilkins 12-13
Tony Wroten 13-15
Jahlil Okafor 15-16

★9★
Lionel Hollins 79-82
Perry Moss 85-86
Willie Burton 94-95
Sean Higgins 95-96
Doug Overton* 96-97
Joe Smith 97-98
George Lynch 98-01
Derrick McKey 01-02
Mark Bryant 02-03
Kenny Thomas 02-05
Andre Iguodala* 05-12
James Anderson 13-14
JaKarr Sampson 14-16
Sonny Weems 16-16

★10★
John Kerr 63-65
Don Smith 74-75
Mike Dunleavy 76-78
Maurice Cheeks 78-89

★11★
Fred Crawford 70-71
Fred Boyd 72-76
Caldwell Jones 76-82
Leo Rautins 83-84
Voise Winters 85-86
Bob McAdoo 85-86
Jim Lampley 86-87
Jim Rowinski 88-89
Manute Bol 90-94
Kevin Pritchard 94-95
Vernon Maxwell ..... 95-96; '00
Doug Overton* 97-99
Ira Bowman* 99-00
Raja Bell 01-02
Todd MacCulloch* 02-04
Bobby Jones 06-07
Gordan Giricek 07-08
Jrue Holiday 09-13
Eric Maynor 13-14
Malcolm Thomas 14-15
Malcolm Lee 14-15
Nik Stauskas 15-16

★12★
Bob Weiss 65-67
Jim Reid 67-68
John Green 67-69
Jim Washington 69-72
Ted McClain 77-78
George Johnson 84-85
Clarence Carter 85-86
Lloyd (World) Free* 86-87
Gerald Henderson 87-89
Johnny Dawkins 89-94
Anthony Parker 97-99
Bruce Bowen 99-00
Speedy Claxton 00-02
Kenny Satterfield 02-03
Kevin Ollie* 04-08
Royal Ivey* 08-10
Evan Turner 10-14
James Nunnally 13-14
Luc Mbah a Moute 14-15
T.J. McConnell 15-16

★13★
Wilt Chamberlain 64-68
David Wohl 71-72

★14★
Ben Warley 63-66
Matt Goukas 66-71
Dexter Shouse 89-90
Larry Cannon 73-74
Henry Bibby 76-80
Franklin Edwards 81-84
Steve Colter 86-88
Dexter Shouse 89-90
Ricky Green 90-91
Jeff Hornacek 92-94
Jeff Grayer 94-95
Mark Hendrickson 96-97
Nazr Mohammed 98-01
Efthimios Rentzias 02-03
Corliss Williamson 04-05
Jason Smith 07-10
Justin Holiday 12-13
Shelvin Mack 12-13
K.J. McDaniels 14-15

★15★
Hal Greer 63-73

★16★
George Wilson 68-70
Bailey Howell 70-71
Marreese Speights 08-11
Francisco Elson* 11-12
Chris Johnson 14-15

★17★
Albert King 87-88
Charles Shackleford 91-93
Casper Ware 13-14

★18★
Darrell Imhoff 68-70
Ollie Johnson 80-82
Derek Smith 88-90
Maalik Wayns 12-13

** Wore two Different Numbers*

HISTORY

UNIFORM NUMBERS (SINCE 1963-64)

★19★
Furkan Aldemir 14-15

★20★
Dave Gambee 63-67
Ron Filipek 67-68
Craig Raymond 68-69
Fred Hetzel 69-70
Dennis Awtrey 70-73
Doug Collins 73-81
Leon Wood 84-86
Danny Vranes 86-88
Ron Anderson 88-93
Michael Curry 93-94
Greg Graham 93-96
Greg Sutton 95-96
Frank King 96-97
Marko Milic 97-98
Eric Snow 97-04
Louis Amundson 06-08
Jodie Meeks 09-12
Brandon Davies* 13-14
Tim Frazier 14-15

★21★
Larry Costello 63-65, 66-68
Archie Clark 68-71
Lloyd (World) Free* 75-78
Kenny Payne 89-93
Derrick Alston 94-96
Joe Courtney 96-97
Larry Hughes 98-00
Matt Harpring 01-02
Greg Buckner 02-04
Matt Barnes 05-06
Thaddeus Young 07-14
Joel Embiid 14-16

★22★
Jerry Greenspan 63-65
Lee Shaffer 63-64
Larry Jones 64-65
Jesse Branson 65-66
Kevin Loughery 71-73
Larry Jones 73-74
Coniel Norman 74-76
Eric Money 78-80
Andrew Toney 80-88
Jim Farmer 90-91
Jim Jackson 97-98
Brian Shaw 97-98
Antonio Daniels 10-11
Richaun Holmes 15-16

★23★
Hubie White 63-64
Steve Courtin 64-65
Bill Bridges 71-73
Joe Bryant 75-79
Charles Jones 83-84
Bruce Kuczewski 83-84
Terry Catledge 85-86
Roy Hinson 86-88
Bob Thornton 87-91
Mitchell Wiggins 91-92
Tim Perry 92-96
Rex Walters 95-98
Rodney Buford 00-01
Tim James 01-02
Josh Davis 04-05
Louis Williams 05-12
Jason Richardson 12-15

★24★
Al Bianchi 63-66
Wali Jones 65-71, 75-76
Jerry Baskerville 75-76
Bobby Jones 78-86

★25★
Chet Walker 63-69
Dave Scholz 69-70
Fred Foster 70-72
Luther Green 72-73
Leroy Ellis 72-76
Earl Cureton 80-83
Kenny Green 85-87
David Wingate 86-89
Tharon Mayes 91-92
Jeff Malone 93-96
Don MacLean 96-97
Tom Chambers 97-98
Jerald Honeycutt 98-99
Damone Brown 01-02
Marc Jackson 03-05
Rodney Carney 06-08; 09-10
Darius Songaila 10-11
Xavier Silas 11-12
Elliot Williams 13-14

★26★
Connie Dierking 63-65, 70-71
Gerry Ward 65-66
Shaler Halimon 68-69
Cliff Anderson 70-71
Al Henry 70-72
Manny Leaks 72-73
Walt Wesley 74-75
John Tschogl 74-75
Kyle Korver 03-07
Phil Pressey 15-16

★28★
Billy Melchionni 66-68
Bud Ogden 69-71
Rod Freeman 73-74
Andrew Lang 92-93

★30★
George McGinnis 75-78
Al Skinner 78-80
Vincent Askew 87-88
Lewis Lloyd 89-90
Alaa Abdelnaby 94-95
Jaren Jackson 94-95
Trevor Wilson 95-96
Tony Massenburg 95-96
Lucious Harris 96-97
Casey Shaw 98-99
Billy Owens 99-00
Stevin Smith 06-07
Reggie Evans 07-10
Dewayne Dedmon` 13-14
Byron Mullens 13-14
Drew Gordon 14-15
Ronny Turiaf 14-15

★31★
Mel Counts 72-73
John Q. Trapp 72-73
Mark McNamara 82-83
Steve Hayes 84-85
Mark McNamara 86-88
Shelton Jones 88-89
Jay Vincent 89-90
Brian Oliver 90-92
Glenn Robinson 03-04
Michael Bradley* 04-05
Zendon Hamilton* 05-06
Ivan McFarlin 06-07
Charles Jenkins 12-13
Hollis Thompson 13-16

★32★
Billy Cunningham 65-72; 74-76
Charles Barkley* 91-92

★33★
Ken Durrett 74-75
Jim Barnett 76-77
Reggie Johnson 82-83
Sam Williams 83-85
Paul Thompson 85-86
Hersey Hawkins 88-93
Darrin Hancock 98-99
Jumaine Jones 99-01
Willie Green 03-10
Craig Brackins 10-12
Andrew Bynum 12-13
Daniel Orton 13-14
Robert Covington 14-16

★34★
John Block 72-73
Don May 72-74
Clyde Lee 74-76
Glenn Mosley 77-78
Jim Sparnarkel 79-80
Charles Barkley* 84-91
Terry Cummings 97-98

★35★
Art Heyman 65-66
Dave Sorenson 72-73
Armon Gilliam 90-93
Clarence Weatherspoon 92-98
Art Long 02-03
Deng Gai 05-06
Herbert Hill 07-08
Henry Sims 13-15
Christian Wood 15-16

★36★
Jake Jones 71-72
Mike Price 72-73

★39★
Jerami Grant 14-16

★40★
Tim McCormick 86-88
Kurt Nimphius 89-90
Dave Hoppen 90-92
Bill Edwards 93-94
Jerome Harmon 94-95
Mike Brown 95-96
Tyrone Hill 98-01; 02-03
Corie Blount 01-02
Jarvis Varnado 13-14

★41★
Greg Stokes 85-86
LaSalle Thompson 95-96
Kebu Stewart 97-98
Antonio Lang 99-00
Jabari Smith 01-02
Thomas Robinson 14-15

★42★
Jeff Halliburton 72-73
Luther Rackley 73-74
Harvey Catchings 74-79
Mike Bantom 81-82
Mike Gminski 87-91
Jerry Stackhouse 95-97
Zendon Hamilton* 03-04
Theo Ratliff* 97-01
Shavlik Randolph 05-08
Elton Brand 08-12; 15-16

★43★
Jeff Ruland 86-87, 91-92

UNIFORM NUMBERS (SINCE 1963-64)

Warren Kidd 93-94
** Wore two Different Numbers*

★44★

Allen Bristow 73-75
Ralph Simpson 78-79
Monti Davis 80-81
Chris Welp 87-89
Rick Mahorn* 89-91
Lloyd Daniels 94-95
Derrick Coleman 95-98, 01-04
Harvey Grant 98-99
Alan Henderson 06-07

★45★

Bob Rule 71-73
Michael Ansley 91-92
Eddie Lee Wilkins 92-93
Eric Leckner 93-94
Adrian Caldwell 96-97
Steven Hunter 05-07

★47★

Andrei Kirilenko 14-15

★50★

Lenny Chappell 63-64
Steve Mix 73-82
Robert Reid 90-91
Issac Austin 93-94
Mark Bradtke 96-97
Will Cunningham 97-98
Todd MacCulloch* 99-01
Sam Clancy 02-03
Theo Ratliff* 08-09
Lavoy Allen 11-14

★51★

Michael Ruffin 01-02

★52★

Wilson Washington 77-78
Matt Geiger 98-01
Calvin Booth 07-08

★53★

Darryl Dawkins 75-82
Stanley Roberts 99-00

★54★

Luke Jackson 64-72
Dale Schleuter 72-73
Ben Coleman 87-89
Ed Pinckney 95-96
Brian Skinner 02-03; 04-05
Rodney Rogers 04-05
Lee Nailon 05-06
Kwame Brown 12-13

★55★

Jayson Williams 90-92
Thomas Jordan 92-93
Scott Williams 94-99
Dikembe Mutombo 01-02

★72★

Jason Kapono 09-11

★76★

Shawn Bradley 93-96

★88★

Alexey Shved 14-15
** Wore two Different Numbers*

DRAFT HISTORY

1950

Lou Arko ..... Akron
Gerry Calabrese ..... St. John's
Stan Christie ..... USC
Bob Healey ..... Georgia
Paul Hickey ..... Denver
Don Lofgran ..... San Francisco
Paul Merchant ..... Oklahoma
Bob Savage ..... Syracuse
Makc Suprunowicz ..... Michigan
Glenn Wilkes ..... Mercer

1951

Glen Anderson ..... Colorado A&M
Bato Govedarica ..... DePaul
Paul Horvath ..... North Carolina State
Tom Jockle ..... Syracuse
Ray Kirkwasser ..... Ithaca
John McConathy ..... NW Louisiana
Roy Reardon ..... St. Francis (N.Y.)
Don Savage ..... LeMoyne
Bob Wheeler ..... Idaho

1952

Jim Brasco ..... New York University
Bud Donnelly ..... La Salle
Jim Kennedy ..... Duquesne
Bob Luchmueller ..... Louisville
Ken McBride ..... Maryland State
Harry Moore ..... West Virginia
Bob Roche ..... Syracuse

1953

Al Bailey ..... Duquesne
Garrett Beshear ..... Murray State
Glen Dille ..... Tulsa
Joe Hughes ..... Denver
Bill Hull ..... Utah State
Bill Jenkins ..... LeMoyne
Bill Kenville ..... St. Bonaventure
Dick Knostman ..... Kansas State
Andy McGowan ..... Manhattan
Gerald Nappy ..... Georgetown
James Neal ..... Wofford
Warren Shockleford ..... Tulsa

1954

Mel Besdin ..... Syracuse
Jack Davidson ..... UCLA
Dick Farley ..... Indiana
Fletcher Johnson ..... Duquesne
John Kerr ..... Illinois
Gus Levett ..... Franklin & Marshall
Don McLane ..... Duquesne
Norman Pott ..... Wheaton
Paul Pottenburgh ..... Siena
Jim Tucker ..... Duquesne

1955

Ed Conlin ..... Fordham
Mal Duffy ..... St. Bonaventure
Cliff Dwyer ..... North Carolina State
Frank Ehmann ..... Northwestern
Ed Galvin ..... Loyola (La.)
Stan Glowaski ..... Seattle
Russ Lawler ..... Stanford
Jack Sallee ..... Dayton
Marty Satalino ..... St. John's
Don Schlundt ..... Indiana
Ron Tomsic ..... Stanford

1956

Forest Able ..... Western Kentucky
Willie Bergines ..... West Virginia
Milt Graham ..... Colgate
Harvey Halbrook ..... Oregon State
Joe Holup ..... George Washington
Bob Hopkins ..... Grambling
Paul Judson ..... Illinois
Dick Julio ..... New Bedford State
Dick Kenyon ..... LeMoyne
Jim McLaughlin ..... St. Louis
Jim Ray ..... Toledo
Jess Roh ..... Idaho State
Chuck Rolles ..... Cornell
Chester Webb ..... Georgia St. Teachers

** Early draft records are incomplete, so until 1956 players are listed alphabetically.*

Beginning in 1957, the draft is recorded round-by-round. To enable teams to take advantage of the regional popularity of college stars, they were given the option of forfeiting their first-round pick and instead selecting, before the start of the draft, a player from the franchise's immediate georgraphical area. These "territorial picks," as they were know, are not factored in to the overall selection count of the draft. The territorial option was in effect through 1965.

1957

RD	PICK	PLAYER	FROM
1	7	George Bon Salle	Illinois
2	15	Jim Morgan	Louisville
3	23	Vince Cohen	Syracuse
4	31	Jerry Mallett	Baylor
5	39	Frank Nimmo	Cincinnati
6	47	Lyndon Lee	Oklahoma City
7	54	Dick Gaines	Seton Hall
8	61	Cebe Prince	Marshall
9	68	Jim Brown	Syracuse
10	74	Jack Nichols	Colgate
12	81	Jim Weeks	New York Tech

1958

RD	PICK	PLAYER	FROM
1	6	Connie Dierking	Cincinnati
2	14	Hal Greer	Marshall
3	21	John Nacincik	Maryland
4	29	Tommy Kearns	North Carolina
5	37	Fred Grim	Arkansas
6	45	Jack Mimitz	St. Louis
7	53	Pete Tillotson	Michigan
8	61	Ruel Tucker	Rockhurst (Mo.)

1959

RD	PICK	PLAYER	FROM
1	4	Dick Barnett	Tennessee State
2	11	Gene Tormohlen	Tennessee
3	19	Jon Cincebox	Syracuse
4	27	Paul Neumann	Stanford
5	35	Roger Taylor	Illinois
6	43	Bob Dalton	California
7	51	Darnell Haney	Navy

1960

RD	PICK	PLAYER	FROM
1	5	Lee Shaffer	North Carolina
2	13	Wilbur Trosch	St. Francis (Pa.)
3	21	Joe Roberts	Ohio State
4	29	Carl Cole	Eastern Kentucky
5	37	Jim Mudd	North Texas State
6	45	Herschell Turner	Nebraska
7	53	Bernie Kauffman	Kentucky
8	60	Don Lynch	LeMoyne
9	67	Bernie Findlay	San Diego State

DRAFT HISTORY

1961

RD	PICK	PLAYER	FROM
1	6	Ben Warley	Tennessee State
2	14	Chris Smith	Virginia Tech
3	28	Charles Osborne	Western Kentucky
4	37	Henry Whitney	Iowa State
5	46	Don Jacobson	South Dakota
6	55	Billy Joe Price	New Mexico St.
7	64	Roger Newman	Kentucky
8	73	Dave Mills	Seattle
9	81	Rex Tippitt	Grambling
10	88	Pete Chudy	Syracuse
11	96	Dick Sammons	LeMoyne

1962

RD	PICK	PLAYER	FROM
1	4	Len Chappell	Wake Forest
2	12	Chet Walker	Bradley
3	21	Porter Meriwether	Tennessee St.
4	30	Bob McCully	St. Bonaventure
5	39	John Windsor	Stanford
6	48	Larry Van Eman	Wichita State
7	57	Bob Sharpenter	Georgetown
8	65	Jerry Harkness	Loyola (Ill.)
9	74	Vince Brewer	Iowa State

1963

RD	PICK	PLAYER	FROM
1	6	Tom Hoover	Villanova
2	15	Hershell West	Grambling
3	24	Jerry Greenspan	Maryland
4	33	Ray Flynn	Providence
5	42	Tony Cerkvenik	Arizona State
6	51	Vince Brewer	Iowa State
7	60	Bill Brown	Howard Payne

1964

RD	PICK	PLAYER	FROM
1	4	Lucious Jackson	Pan Am.
2	11	Ira Harge	New Mexico
3	20	Larry Jones	Toledo
4	29	Frank Corace	LaSalle
5	38	Lou Skurcenski	Westminster
6	47	Rick Kaminski	Yale
7	56	Gordon Hatton	Dayton
8	65	Bob Pelkington	Xavier
9	73	Jim Brennan	Clemson
10	80	Wylie Briggs	NC A&T
11	87	Tom Lowry	West VA
12	91	Julius Myers	Morris-Brown

1965

RD	PICK	PLAYER	FROM
1	4	Billy Cunningham	UNC
2	9	Jesse Branson	Elon
3	18	Bob Weiss	Penn State
4	27	Henry Finkel	Dayton
5	36	Richie Moore	Villanova
6	45	Mitch Edwards	Pan American
7	54	John Young	Midwestern
8	62	Bob Barnek	St. Bonaventure
9	69	Gene West	Drake
10	75	Dean Church	SW Louisiana
11	81	Curt Fromal	LaSalle
12	87	Dan Anderson	Augsburg
13	92	Rich Parks	Tulsa
14	97	Jack Morgenthal	Houston
15	101	James Pitts	Georgia
16	105	Larry Rafferty	Fairfield

1966

RD	PICK	PLAYER	FROM
1	9	Matt Goukas	St. Joseph's
2	19	Bill Melchionni	Villanova
3	29	Don Freeman	Illinois
4	39	Ken Wilburn	Central State
5	49	Tom Duff	St. Joseph's
6	59	Austin Robbins	Tennessee
9	83	Pat Caldwell	Rockhurst
10	90	Bob Bedell	Stanford

1967

RD	PICK	PLAYER	FROM
1	12	Craig Raymond	BYU
5	53	Jim Reid	Winston-Salem
6	65	Tim Powers	Creighton
7	77	Frank Card	S. Carolina State
8	89	Jim Connelly	Virginia
9	100	Ron Filipek	Tenn. Tech
10	111	Butch Erwin	Niagara
11	121	Ted Campbell	NC A&T
12	131	Hubie Marshall	LaSalle
13	139	George Mack	NC A&T
14	145	W. Brabender	Minn(Morris)
15	151	Sherman Dillard	Tulsa
16	156	Warren Chapman	W. Kentucky
17	159	Gary Paulk	Oklahoma State

1968

RD	PICK	PLAYER	FROM
1	14	Shaler Halimon	Utah State
5	62	Larry Miller	North Carolina
6	76	Chuck Williams	Colorado
7	90	Bill Jones	Fairfield
8	104	Melvin Jones	Albany State
9	118	Clarence Brookins	Temple
10	132	Greg Cisson	Rider
11	145	Billy Soens	Miami
12	158	Ted Campbell	NC A&T
13	170	Earl Seyferth	Kansas State
14	181	Tom Youngdale	Davidson
15	189	George Mack	NC A&T
16	197	Joe Crews	Villanova
17	203	Nate Ware	Tennessee State

1969

RD	PICK	PLAYER	FROM
1	13	Bud Ogden	Santa Clara
2	28	Willie Taylor	Lemoyne
3	42	Mike Grosso	Louisville
4	56	Dave Scholz	Illinois
5	70	Joe Cromer	Temple
6	84	John Jones	Villanova
7	98	Dave Hamilton	WV State
8	112	Jim Bowles	Trinity (Texas)
9	126	Larry Lewis	St. Francis (Pa.)
10	140	Bill Justus	Tennessee
11	154	Bruce Sloan	Kansas
12	167	Roland Taylor	LaSalle

DRAFT HISTORY

1970

RD	PICK	PLAYER	FROM
1	12	Al Henry	Wisconsin
3	46	Dennis Awtrey	Santa Clara
4	63	Dan Crenshaw	Ala. State
5	80	Perry Wallace	Vanderbilt
6	97	Jerry Venable	Kansas State
7	114	Carl Poole	Textile
8	112	Fran O'Hanlon	Villanova
9	148	Mike Hauer	St. Joseph's
10	165	Gordon Stiles	American
11	180	Dave Whitley	Tufts

1971

RD	PICK	PLAYER	FROM
1	12	Dana Lewis	Tulsa
2	33	Marvin Stewart	Nebraska
3	46	Dave Wohl	Penn
4	63	Erwin Johnson	Augusta
5	80	Richard Hood	Phillips
6	97	Jake Jones	Assumption
7	114	Curtis Ford	NE Okla. State
8	131	Barry Yates	Maryland
9	147	Tom Lee	Arizona
10	163	Jim Dinwiddle	Kentucky
11	178	Dana Pagett	USC
12	191	Ken Kowall	Ohio
13	203	Hank Commodore	NW Okla.

1972

RD	PICK	PLAYER	FROM
1	5	Fred Boyd	Oregon State
3	36	Charlie Tharp	Bellhaven
4	52	Marshall Wingate	Niagara
5	69	Joe Bynes	Ark. A,M&N
6	85	John Glover	Wiley
7	103	Curtis Pritchett	St. Aug.
8	118	Jim Kopp	Rockhurst
9	135	Rod Murray	LA State
10	147	Gary Watson	Wisconsin

1973

RD	PICK	PLAYER	FROM
1	1	Doug Collins	Illinois State
1	4	*Mike Bantom	St. Joseph's
1	18	Raymond Lewis	LA State
2	21	Allan Bristow	Va. Tech
2	22	George McGinnis	Indiana
2	32	Caldwell Jones	Albany St.
4	53	Darryl Minnifield	New Mexico
5	70	Reggie Royals	Fla. State
6	87	Sterling Wright	Lincoln
7	104	James Greene	KY Wesleyan
8	121	Dave Langston	Drake
9	138	Harold Catchings	Har-Sim
10	152	Abe Steward	Jacksonville
11	166	Rod Freeman	Vanderbilt
12	175	Connie Warren	Xavier
13	183	Jim Crawford	LaSalle
14	189	Ernie Johnson	Michigan
15	194	Lionel Harris	Cincinnati
16	199	Larry Robinson	Tennessee
17	203	Tony Prince	St. John's

** Disallowed*

1974

RD	PICK	PLAYER	FROM
1	2	Marvin Barnes	Providence
2	19	Don Smith	Dayton
3	37	Coniel Norman	Arizona
3	42	Harvey Catchings	Har-Sim
4	55	Lawyer Taylor	Jacksonville
5	73	Gary Crowthers	Har-Sim
6	91	Mike Westra	USC
7	109	Dave Stoczynski	Gannon
8	127	Jimmy Powell	MTSU
9	145	Perry Warbington	Ga. Southern
10	162	Larry Witherspoon	Towson

1975

RD	PICK	PLAYER	FROM
1	5	Darryl Dawkins	Evans HS
2	23	Lloyd Free	Guilford
3	39	Jim Baker	Hawaii
3	41	Charles Cleveland	Alabama
4	59	Louis Dunbar	Houston
5	77	Ken Tyler	Gonzaga
6	95	Ken Alston	Valdosta State
7	113	Mike Flynn	Kentucky
8	131	Freeman Blade	E. Montana
9	148	Larry Haralson	Drake
10	164	Rick Reed	Azusa Pacific

1976

RD	PICK	PLAYER	FROM
1	12	Terry Furlow	Mich. State
2	---	*Melvin Bennett	Pitt.
3	47	Ron Norwood	DePaul
4	64	Freeman Blade	E. Montana
5	81	Jeff Brown	Missouri Western
6	99	Mike Dunleavy	S. Carolina
7	117	Phil Walker	Millersville
8	135	Lee Dixon	Hardin-Simmons
9	152	James Williams	Austin-Peay
10	168	Ed Stefanski	Penn

**Chosen in supplementary draft of ABA players*

1977

RD	PICK	PLAYER	FROM
1	20	Glenn Mosley	Seton Hall
2	25	Wilson Washington	Old Dominion
2	42	Robert Elliott	Arizona
2	43	Herman Harris	Arizona
3	65	Arnold Dugger	Oral Roberts
4	86	Jeff Jonas	Utah
5	108	Teko Wynder	Tulsa
6	129	George Gibson	Winston-Salem
7	49	Dennis Forrest	Nebraska
8	68	John Olive	Villanova

1978

RD	PICK	PLAYER	FROM
2	36	Maurice Cheeks	W. Tex. St.
2	43	Glenn Hagan	St. Bon.
4	87	Brett Vroman	UNLV
5	107	Mark Haymore	UMass
6	130	Osborne Lockhart	Minnesota
7	151	Anthony Murray	Alabama
8	169	Allan Cunningham	Colorado St.
10	201	Dennis James	Widener

DRAFT HISTORY

RD	PICK	PLAYER	FROM
		1979	
1	16	Jim Spanarkel	Duke
2	36	Clint Richardson	Seattle
2	37	Bernard Toone	Marquette
3	58	Earl Cureton	Detroit
4	83	Mike Niles	CS (Fullerton)
5	103	Carl McPipe	Nebraska
6	136	Dan Hartshorne	Oregon
7	142	Bobby Willis	Penn
8	163	Rick Raivio	Portland
9	180	Coby Leavitt	Utah
10	198	Keith McCord	UAB
		1980	
1	8	Andrew Toney	SW Louisiana
1	21	Monti Davis	Tennessee State
2	44	Clyde Austin	NC State
3	67	Reggie Gaines	Winston-Sal. St.
4	85	Billy Bryant	W. Kentucky
4	90	Harold Hubbard	Savannah St.
5	113	Jim Swaney	Toledo
6	136	Donald Cooper	St. Augustine's
7	159	Richard Smith	Weber State
8	177	Martin Lemelle	Grambling
9	198	Luke Griffin	St. Joseph's
10	213	Joe Hand	King's (Pa.)
		1981	
1	22	Franklin Edwards	Cleveland St.
2	46	Vernon Smith	Texas A&M
3	68	Ernest Graham	Maryland
4	92	Rynn Wright	Texas A&M
5	114	Steve Craig	BYU
6	138	Mike Thomas	North Park
7	160	John Crawford	Kansas
8	183	Frank Gilroy	St. John's
9	202	Ron Wister	Temple
10	223	Pete Mullenberg	Delaware
		1982	
1	22	Mark McNamara	Cal
2	36	Mitchell Anderson	Bradley
2	45	Russ Schoene	Tenn.-Chattanooga
3	68	Dale Solomon	Va. Tech
4	74	Bruce Atkins	Duquesne
5	114	Donald Mason	Fresno State
6	137	Kevin Boyle	Iowa
7	160	Keith Hilliard	SW Missouri
8	183	Donald Seals	Jackson State
9	204	George Melton	Cheyney State
10	224	Randy Burkert	Drexel
		1983	
1	17	Leo Rautins	Syracuse
2	47	Ken Lyons	N. Texas State
3	64	Claude Riley	Texas A&M
3	70	Dan Ruland	James Madison
4	74	Kalpatrick Wells	Miss. State
4	93	Craig Robinson	Princeton
5	116	Mike Milligan	Tenn. State
6	139	Sedale Threatt	WV Tech
7	162	Tony Bruin	Syracuse
8	184	Gordon Austin	American
9	206	Charles Fischer	JMU
10	228	Norm Horvitz	Phila. Phar.

RD	PICK	PLAYER	FROM
		1984	
1	5	Charles Barkley	Auburn
1	10	Leon Wood	Cal State (Full.)
1	22	Tom Sewell	Lamar
3	48	James Banks	Georgia
3	68	Earl "Butch" Graves	Yale
4	91	Earl Harrison	Morehead St.
5	114	Dan Federmann	Tennessee
6	137	Gary Springer	Iona
7	160	Richard Congo	Drexel
8	183	Frank Dobbs	Villanova
9	205	Mike Mitchell	Drexel
10	227	Martin Clark	Boston College
		1985	
1	21	Terry Catledge	South Alabama
2	33	Greg Stokes	Iowa
2	44	Voise Winters	Bradley
3	67	Steve Black	LaSalle
4	90	Derrick Gervin	Texas-SA
5	113	Carl Wright	SMU
6	136	Daryl Lloyd	Drake
7	159	Jaye Andrews	Bucknell
		1986	
2	44	David Wingate	Georgetown
3	56	Keith Colbert	Virginia Tech
3	67	Ron Rowan	St. John's
4	90	Wes Stallings	ETSU
5	113	Kevin Holmes	DePaul
6	136	Andre McCloud	Seton Hall
7	159	Dan Palombizio	Ball State
		1987	
1	16	Chris Welp	Washington
2	39	Vincent Askew	Memphis State
2	43	Andrew Kennedy	Virginia
3	57	Hansi Gnad	Alaska-Anchorage
3	62	Eric Riggins	Rutgers
4	85	Brian Rahilly	Tulsa
5	108	Frank Ross	American
6	131	Tracy Foster	UAB
7	154	Eric Semisch	West Virginia
		1988	
1	3	Charles Smith	Pittsburgh
2	31	Everette Stephens	Purdue
3	57	Herman Montenegro	LSU
		1989	
1	19	Kenny Payne	Louisville
2	44	Reggie Cross	Hawaii
2	54	Toney Mack	Georgia
		1990	
2	32	Brian Oliver	Georgia Tech.
2	47	Derek Strong	Xavier (Ohio)
		1991	
2	44	Alvaro Teheran	Houston
		1992	
1	9	Clarence Weatherspoon	So. Miss.

DRAFT HISTORY

RD	PICK	PLAYER	FROM
		1993	
1	2	Shawn Bradley	Brigham Young
2	32	Alphonso Ford	Miss. Valley State
		1994	
1	6	Sharone Wright	Clemson
1	20	B.J. Tyler	Texas
2	33	Derrick Alston	Duquesne
		1995	
1	3	Jerry Stackhouse	North Carolina
		1996	
1	1	Allen Iverson	Georgetown
2	31	Ryan Minor	Oklahoma
2	32	Mark Hendrickson	Washington State
2	48	Jamie Feick	Michigan State
		1997	
1	2	Keith Van Horn	Utah
2	34	Marko Milic	Slovenia
2	36	Kebu Stewart	Cal-Bakersfield
2	37	James Collins	Florida State

NOTE: Traded Van Horn, Michael Cage, Lucious Harris and Don MacLean to New Jersey for Tim Thomas (7th overall), rights to Anthony Parker, Jim Jackson and Eric Montross.

RD	PICK	PLAYER	FROM
		1998	
1	8	Larry Hughes	St. Louis
2	37	Casey Shaw	Toledo

NOTE: Acquired draft rights to Nazr Mohammed (29th overall) from Utah for a future first round pick.

RD	PICK	PLAYER	FROM
		1999	
2	47	Todd MacCulloch	Washington

NOTE: Acquired draft rights to Jumaine Jones (27th overall) from Atlanta in exchange for a future first round pick.

RD	PICK	PLAYER	FROM
		2000	
1	20	Craig 'Speedy' Claxton	Hofstra
2	48	Mark Karcher	Temple
		2001	
1	26	Samuel Dalembert	Seton Hall
2	37	Damone Brown	Syracuse
2	57	Alvin Jones	Georgia Tech
		2002	
1	16	Jiri Welsch	Slovenia
2	45	Sam Clancy	USC*

NOTE: Traded Welsch to Golden State in exchange for future protected first round pick and regained 2005 first round pick. Also acquired John Salmons (26th overall), Mark Bryant and draft rights to Randy Holcomb from San Antonio for Speedy Claxton. Also traded their second round pick along with a 2006 second round pick to Atlanta for rights to Efthimios Rentzias (23rd pick in 1996).

RD	PICK	PLAYER	FROM
		2003	
2	50	Paccelis Morlende	France*

NOTE: Traded Morlende and cash considerations to Seattle for Willie Green (41st overall). Also acquired Kyle Korver (51st overall) from New Jersey for cash considerations.

RD	PICK	PLAYER	FROM
		2004	
1	9	Andre Iguodala	Arizona
		2005	
2	45	Louis Williams	South Gwinnett HS (Ga.)
		2006	
1	13	Thabo Sefolosha	Switzerland*

NOTE: Traded Sefolosha to Chicago for Rodney Carney (16th overall selection), a 2007 second round pick and cash considerations. Also acquired Bobby Jones (37th overall) from Minnesota in exchange for the 76ers second round pick in 2007 and cash considerations. Acquired Edin Bavcic (56th overall) from Toronto in exchange for cash considerations.

RD	PICK	PLAYER	FROM
		2007	
1	12	Thaddeus Young	Georgia Tech
1	21	Daequan Cook	Ohio State*
1	30	Petteri Koponen	Finland*
2	38	Kyrylo Fesenko	Ukraine*

NOTE: Traded Cook, 2009 second rond draft pick and cash to Miami Heat for Jason Smith (21st overall). Traded Koponen to Portland for Derrick Byars (42nd overall) and cash considerations. Traded Fesenko to Utah for Herbert Hill (55th overall) and draft considerations.

RD	PICK	PLAYER	FROM
		2008	
1	16	Marreese Speights	Florida
		2009	
1	17	Jrue Holiday	UCLA
		2010	
1	2	Evan Turner	Ohio State
		2011	
1	16	Nikola Vucevic	USC
2	50	Lavoy Allen	Temple
		2012	
1	15	Maurice Harkless	St. John's
2	45	Justin Hamilton	Louisiana State
2	54	Tornike Shengelia	Georgia

NOTE: Traded Hamilton and a protected future first round pick to Miami in exchange for the rights to Arnett Moultrie (27th overall). Traded Shengelia to Brooklyn in exchange for cash considerations.

RD	PICK	PLAYER	FROM
		2013	
1	11	Michael Carter-Williams	Syracuse
2	35	Glen Rice, Jr.	NBADL/Georgia Tech
2	42	Pierre Jackson	Baylor

NOTE: Acquired the rights to Nerlens Noel (6th overall) and a 2014 first round pick from New Orleans in exchange for Jrue Holiday and the rights to Pierre Jackson... Traded Rice, Jr. to Washington in exchange for the rights to Nate Wolters (38th overall) and Arsalan Kazemi (54th overall)... Traded Wolters to Milwaukee in exchange for the rights to Ricky Ledo (43rd overall) and a 2014 second round pick belonging to Houston... Traded Ledo to Dallas in exchange for a 2014 second round pick owned by Brooklyn.

DRAFT HISTORY

RD	PICK	PLAYER	FROM
2014			
1	3	Joel Embiid	Kansas
1	10	Elfrid Payton	Louisiana-Lafayette
2	32	K.J. McDaniels	Clemson
2	39	Jerami Grant	Syracuse
2	47	Russ Smith	Louisville
2	52	Vasilije Micic	Serbia
2	54	Nemanja Dangubic	Serbia

NOTE: Traded Payton to Orlando in exchange for Dario Saric (12th overall), a second round pick in 2015 and a future first round pick...Traded Smith to New Orleans in exchange for the rights to Pierre Jackson... Traded Dangubic to San Antonio for Cory Jefferson (60th overall) and Jordan McRae (58th overall)... Traded Jefferson to Brooklyn for cash considerations.

2015			
1	3	Jahlil Okafor	Duke
2	37	Richaun Holmes	Bowling Green
2	47	Arturas Gudaitis	Lithuania
2	58	J.P. Tokoto	North Carolina
2	60	Luka Mitrovic	Serbia

NOTE: Rights to Gudaitis and Mitrovic were traded to Sacramento on July 10 in exchange for Nik Stauskas, Carl Landry, Jason Thompson, a future first round pick and the rights to swap first round picks in 2016 and 2017.

2016			
1	1	Ben Simmons	Lousiana State
1	24	Timothe Luwawu-Cabarrot	France
1	26	Furkan Korkmaz	Turkey

HISTORY

ALL-TIME SEASON-BY-SEASON STATISTICS

	G	W	L	FGM	FGA	FG%	3P	3PM	3P%	FTM	FTA	FT%
1949-50	64	51	13	1869	5276	.354	—	—	—	1691	2396	.706
1950-51	66	32	34	1884	5365	.351	—	—	—	1912	2634	.726
1951-52	66	40	26	1894	5207	.364	—	—	—	1933	2589	.747
1952-53	71	47	24	1942	5329	.364	—	—	—	2197	2950	.745
1953-54	72	42	30	2054	5579	.368	—	—	—	1905	2650	.719
1954-55	72	43	29	2360	6343	.372	—	—	—	1837	2450	.750
1955-56	72	35	37	2466	6661	.370	—	—	—	2044	2703	.756
1956-57	72	38	34	2550	6915	.369	—	—	—	2075	2613	.794
1957-58	72	41	31	2823	7336	.385	—	—	—	2075	2617	.793
1958-59	72	35	37	3050	7490	.407	—	—	—	2046	2642	.775
1959-60	75	45	30	3406	8135	.419	—	—	—	2105	2687	.783
1960-61	79	38	41	3654	8746	.418	—	—	—	2278	2948	.773
1961-62	80	41	39	3706	8885	.417	—	—	—	2246	2890	.777
1962-63	80	48	32	3690	8300	.445	—	—	—	2350	3005	.782
1963-64	80	34	46	3394	8116	.418	—	—	—	2184	2851	.766
1964-65	80	40	40	3391	8028	.422	—	—	—	2221	3011	.738
1965-66	80	55	25	3650	8189	.446	—	—	—	2087	3141	.664
1966-67	81	68	13	3912	8103	.483	—	—	—	2319	3411	.680
1967-68	82	62	20	3965	8414	.471	—	—	—	2121	3338	.635
1968-69	82	55	27	3754	8274	.454	—	—	—	2238	3087	.725
1969-70	82	42	40	3915	8345	.469	—	—	—	2168	2884	.752
1970-71	82	47	35	3608	8026	.450	—	—	—	2199	2967	.741
1971-72	82	30	52	3577	8057	.444	—	—	—	2049	2825	.725
1972-73	82	9	73	3471	8264	.420	—	—	—	1598	2130	.750
1973-74	82	25	57	3371	7702	.432	—	—	—	1633	2118	.771
1974-75	82	34	48	3325	7476	.445	—	—	—	1530	2043	.749
1975-76	82	46	36	3462	7752	.447	—	—	—	1811	2469	.733
1976-77	82	50	32	3511	7322	.480	—	—	—	2012	2732	.736
1977-78	82	55	27	3628	7471	.486	—	—	—	2153	2863	.752
1978-79	82	47	35	3584	7338	.488	—	—	—	1815	2411	.753
1979-80	82	59	23	3523	7156	.492	27	125	.216	1876	2431	.772
1980-81	82	62	20	3636	7073	.514	19	84	.226	1865	2427	.768
1981-82	82	58	24	3616	6974	.518	41	139	.295	1846	2471	.747
1982-83	82	65	17	3600	7212	.499	25	109	.229	1966	2650	.742
1983-84	82	52	30	3384	6833	.495	29	107	.271	2041	2706	.754
1984-85	82	58	24	3443	6992	.492	59	224	.263	2316	2883	.803
1985-86	82	54	28	3435	7058	.487	51	224	.228	2130	2810	.758
1986-87	82	45	37	3335	6792	.491	88	340	.259	1971	2617	.753
1987-88	82	36	46	3214	6785	.474	152	471	.325	2087	2731	.764
1988-89	82	46	36	3500	7201	.486	204	646	.316	1970	2504	.787
1989-90	82	53	29	3437	7028	.489	189	543	.348	1976	2509	.788
1990-91	82	44	38	3289	6925	.475	195	618	.316	1868	2366	.790
1991-92	82	35	47	3187	6761	.471	227	680	.334	1757	2267	.775
1992-93	82	26	56	3225	7075	.456	330	941	.351	1776	2259	.786
1993-94	82	25	57	3103	6819	.455	318	942	.338	1509	2112	.714
1994-95	82	24	58	2949	6577	.448	355	936	.379	1567	2125	.737
1995-96	82	18	64	2796	6418	.436	492	1438	.342	1662	2263	.734
1996-97	82	22	60	3003	6850	.438	433	1356	.319	1776	2450	.725
1997-98	82	31	51	2837	6409	.443	243	810	.300	1734	2352	.737
1998-99	50	28	22	1656	3883	.426	98	371	.264	1073	1486	.722
1999-00	82	49	33	2993	6776	.442	208	643	.323	1577	2226	.708
2000-01	82	56	26	2902	6487	.447	262	803	.326	1697	2277	.745
2001-02	82	43	39	2804	6436	.436	214	715	.299	1639	2104	.779
2002-03	82	48	34	2975	6640	.448	245	787	.311	1746	2256	.775
2003-04	82	33	49	2682	6260	.428	339	992	.342	1512	2009	.753
2004-05	82	43	39	2946	6736	.437	505	1453	.348	1731	2194	.789
2005-06	82	38	44	3001	6546	.458	375	1031	.364	1770	2330	.760
2006-07	82	35	47	2932	6408	.458	284	823	.345	1637	2135	.767
2007-08	82	40	42	3056	6648	.460	302	952	.317	1509	2137	.706
2008-09	82	41	41	2997	6532	.459	341	1072	.318	1652	1792	.745
2009-10	82	27	55	3087	6706	.460	474	1381	.343	1366	1808	.756
2010-11	82	41	41	3125	6776	.461	443	1248	.355	1426	1851	.770
2011-12	66	35	31	2471	5516	.448	349	963	.362	889	1198	.742
2012-13	82	34	48	3059	6895	.444	518	1438	.360	1004	1752	.760
2013-14	82	19	63	3108	7150	.435	577	1847	.312	1362	1918	.754
2014-15	82	18	64	2765	6777	.408	692	2160	.320	1320	1953	.676
2015-16	82	10	72	2970	6887	.431	764	2255	.339	1284	1850	.694

ALL-TIME SEASON-BY-SEASON STATISTICS

	Off.	Def.	REB	A	PF	DQ	STL	BS	TO	PTS	PPG	OPTS	OPPG
1949-50	—	—	—	1473	1833	–	—	—	—	5429	84.8	4907	76.7
1950-51	—	—	3259	1493	1995	64	—	—	—	5680	86.1	5644	85.5
1951-52	—	—	3603	1373	1970	49	—	—	—	5721	86.7	5427	82.2
1952-53	—	—	3472	1459	2132	49	—	—	—	6081	85.6	5775	81.3
1953-54	—	—	3652	1541	1852	28	—	—	—	6013	83.5	5660	78.6
1954-55	—	—	3933	1778	1658	20	—	—	—	6557	91.1	6457	89.7
1955-56	—	—	4060	1710	1783	32	—	—	—	6976	96.9	6975	96.9
1956-57	—	—	4350	1282	1809	34	—	—	—	7175	99.7	7277	101.1
1957-58	—	—	4895	1298	1820	28	—	—	—	7721	107.2	7564	105.1
1958-59	—	—	4900	1340	1961	44	—	—	—	8146	113.1	7855	109.1
1959-60	—	—	5404	1776	1940	39	—	—	—	8917	118.9	8730	116.4
1960-61	—	—	5726	1824	2279	43	—	—	—	9586	121.3	9416	119.2
1961-62	—	—	5759	1791	2344	53	—	—	—	9568	120.7	9473	118.4
1962-63	—	—	5511	1842	2179	33	—	—	—	9730	121.6	9247	117.8
1963-64	—	—	5132	1543	2251	38	—	—	—	8972	112.2	9821	116.5
1964-65	—	—	5246	1692	2096	53	—	—	—	9003	112.5	9015	112.7
1965-66	—	—	5652	1905	2094	39	—	—	—	9387	117.3	9103	112.7
1966-67	—	—	5701	2138	1906	30	—	—	—	10,143	125.2	9378	115.8
1967-68	—	—	5914	2197	1851	24	—	—	—	10,051	122.6	9346	114.0
1968-69	—	—	5216	1914	2145	43	—	—	—	9746	118.9	9332	113.8
1969-70	—	—	5200	2127	2196	47	—	—	—	9998	121.9	9718	118.5
1970-71	—	—	4437	1976	2168	34	—	—	—	9415	114.8	9288	113.3
1971-72	—	—	4318	1920	2203	50	—	—	—	9203	112.2	9504	115.9
1972-73	—	—	4174	1688	1984	28	—	—	—	8540	104.1	9531	116.2
1973-74	1182	2626	3808	1799	1964	25	756	220	1665	8295	101.2	8817	107.5
1974-75	1200	2706	3906	1709	1974	34	576	263	1591	8180	99.8	8431	102.8
1975-76	1385	2684	4069	1658	2187	35	809	367	1729	8735	106.5	8714	106.3
1976-77	1293	2752	4045	1966	2074	18	814	561	1915	9034	110.2	8711	106.2
1977-78	1299	2694	3993	2220	2188	20	800	548	1752	9409	114.7	8987	109.6
1978-79	1149	2712	3861	2253	2072	26	779	599	1771	8983	109.5	8831	107.7
1979-80	1187	2635	3822	2226	1860	17	792	652	1708	8949	109.1	8603	104.9
1980-81	1091	2618	3709	2369	2061	21	857	591	1702	9156	111.7	8512	103.8
1981-82	1031	2389	3420	2264	2183	18	856	622	1474	9119	111.2	8649	105.5
1982-83	1334	2596	3930	2016	4041	11	812	577	1627	9191	112.1	8562	104.4
1983-84	1181	2382	3563	2032	2040	13	807	653	1628	8838	107.8	8658	105.6
1984-85	1301	2364	3665	1999	1971	11	817	534	1575	9261	112.9	8925	108.8
1985-86	1326	2378	3704	2017	1798	13	862	490	1595	9051	110.4	8858	108.0
1986-87	1178	2327	3505	1943	1774	15	768	540	1519	8729	106.5	8745	106.6
1987-88	1219	2307	3526	1897	1866	20	672	465	1433	8667	105.7	8785	107.1
1988-89	1143	2356	3499	2110	1721	8	689	354	1214	9174	111.9	9051	110.4
1989-90	1111	2406	3517	1932	1697	10	687	365	1209	9039	110.2	8630	105.2
1990-91	984	2496	3480	1824	1629	11	678	479	1230	8641	105.4	8656	105.6
1991-92	1058	2309	3367	1755	1582	8	692	482	1238	8358	101.9	8462	103.2
1992-93	1031	2431	3462	2038	1604	9	672	566	1362	8556	104.3	9029	110.1
1993-94	1012	2394	3406	1827	1488	7	663	525	1368	8033	98.0	8568	105.6
1994-95	1105	2230	3335	1566	1835	34	643	576	1355	7820	95.4	8236	100.4
1995-96	1031	2161	3192	1629	1777	16	643	420	1414	7746	94.5	8566	104.5
1996-97	1267	2355	3622	1695	1733	24	683	394	1437	8215	100.2	8715	106.7
1997-98	1125	2294	3419	1729	1878	16	729	490	1354	7651	93.3	7847	95.7
1998-99	729	1428	2157	934	1152	18	542	271	822	4483	89.7	4380	87.6
1999-00	1147	2468	3615	1817	1939	17	791	386	1284	7771	94.8	7661	93.4
2000-01	1075	2600	3675	1692	1673	11	690	408	2927	763	94.7	7412	90.4
2001-02	1092	2534	3626	1638	1645	7	705	363	1256	7461	91.0	7330	89.4
2002-03	1042	2415	3457	1771	1804	19	844	284	1212	7941	96.8	7752	94.5
2003-04	941	2408	3349	1640	1701	11	654	358	1307	7215	88.0	7419	90.5
2004-05	909	2536	3445	1710	1878	19	756	321	1274	8128	99.1	8189	99.9
2005-06	873	2425	3298	1653	1712	18	651	404	1159	8147	99.4	8307	101.3
2006-07	899	2353	3252	1669	1671	14	590	390	1258	7785	94.9	8033	98.0
2007-08	1067	2370	3437	1673	1620	7	712	400	1172	7923	96.6	7889	96.2
2008-09	1039	2336	3375	1647	1650	5	658	415	1157	7987	97.4	7981	97.3
2009-10	941	2421	3362	1723	1677	10	667	439	1192	8014	97.7	8334	101.6
2010-11	850	2578	3428	1861	1592	10	621	355	1063	8119	99.0	7996	97.5
2011-12	704	2144	2848	1453	1157	7	526	340	738	6180	93.6	5900	89.4
2012-13	896	2493	3389	1867	1505	6	609	384	1070	7640	93.2	7914	96.5
2013-14	949	2556	3505	1791	1844	12	765	330	1384	8155	99.5	9012	109.9
2014-15	978	2536	3514	1683	1778	10	789	487	1453	7542	92.0	8278	101.0
2015-16	777	2605	3382	1765	1780		680	495	1343	7988	97.4	8827	107.6

SEASON-BY-SEASON RECORD BREAKDOWN

YEAR	COACH	W-L	PCT.	HOME	AWAY	NEUTRAL	GB	POS
1949-50	Al Cervi	51-13	.797	31-1	15-12	5-0	--	1st
1950-51	Al Cervi	32-34	.485	24-9	8-25		8	4th
1951-52	Al Cervi	40-26	.606	26-7	12-18	2-1	--	1st
1952-53	Al Cervi	47-24	.662	32-2	10-19	5-3	--	2nd
1953-54	Al Cervi	42-30	.583	26-6	11-18	5-6	2	T-2nd
1954-55	Al Cervi	43-29	.597	25-7	10-16	8-6	--	1st*
1955-56	Al Cervi	35-37	.486	23-8	9-19	3-10	10	3rd
1956-57	Al Cervi-Paul Seymour	38-34	.528	22-9	12-19	4-6	6	2nd
1957-58	Paul Seymour	41-31	.569	26-5	9-21	6-5	8	2nd
1958-59	Paul Seymour	35-37	.486	19-12	12-17	4-8	17	3rd
1959-60	Paul Seymour	45-30	.600	26-4	11-19	8-7	14	3rd
1960-61	Alex Hannum	38-41	.481	19-9	8-21	11-11	19	3rd
1961-62	Alex Hannum	41-39	.512	18-10	11-19	12-10	19	3rd
1962-63	Alex Hannum	48-32	.600	23-5	13-19	12-8	10	2nd
1963-64	Dolph Schayes	34-46	.425	18-12	12-22	4-12	25	3rd
1964-65	Dolph Schayes	40-40	.500	13-12	9-21	18-7	22	3rd
1965-66	Dolph Schayes	55-25	.688	22-3	20-17	13-5	--	1st
1966-67	Alex Hannum	68-13	.840	28-2	26-8	14-3	--	1st*
1967-68	Alex Hannum	62-20	.756	27-8	25-12	10-0	--	1st
1968-69	Jack Ramsay	55-27	.671	26-8	24-16	5-3	2	2nd
1969-70	Jack Ramsay	42-40	.512	22-16	16-22	4-2	18	4th
1970-71	Jack Ramsay	47-35	.573	24-15	21-18	2-2	5	2nd
1971-72	Jack Ramsay	30-52	.366	14-23	14-26	2-3	26	3rd
1972-73	Roy Rubin-Kevin Loughery	9-73	.110	5-27	2-35	2-11	59	4th
1973-74	Gene Shue	25-57	.305	14-23	9-30	2-4	26	4th
1974-75	Gene Shue	34-48	.415	20-21	14-27	–	31	4th
1975-76	Gene Shue	46-36	.561	34-7	12-29	–	8	T-2nd
1976-77	Gene Shue	50-32	.610	32-9	18-23	–	–	1st
1977-78	Gene Shue-Billy Cunningham	55-27	.671	37-4	18-23	–	–	1st
1978-79	Billy Cunningham	47-35	.573	31-10	16-25	–	7	2nd
1979-80	Billy Cunningham	59-23	.720	36-5	23-18	–	2	2nd
1980-81	Billy Cunningham	62-20	.756	37-4	25-16	–	–	T-1st
1981-82	Billy Cunningham	58-24	.707	32-9	26-15	–	–	2nd
1982-83	Billy Cunningham	65-17	.793	35-6	30-11	–	–	1st*
1983-84	Billy Cunningham	52-30	.634	32-9	20-21	–	10	2nd
1984-85	Billy Cunningham	58-24	.707	34-7	24-17	–	5	2nd
1985-86	Matt Guokas	54-28	.659	31-10	23-18	–	13	2nd
1986-87	Matt Guokas	45-37	.549	28-13	17-24	–	14	2nd
1987-88	Matt Guokas-Jim Lynam	36-46	.439	27-14	9-32	–	21	4th
1988-89	Jim Lynam	46-36	.561	30-11	16-25	–	6	2nd
1989-90	Jim Lynam	53-29	.646	34-7	19-22	–	–	1st
1990-91	Jim Lynam	44-38	.537	29-12	15-26	–	12	2nd
1991-92	Jim Lynam	35-47	.427	23-18	12-29	–	16	5th
1992-93	Doug Moe-Fred Carter	26-56	.317	15-26	11-30	–	34	6th
1993-94	Fred Carter	25-57	.305	15-26	10-31	–	32	6th
1994-95	John Lucas	24-58	.293	14-27	10-31	–	33	6th
1995-96	John Lucas	18-64	.220	11-30	7-34	–	42	7th
1996-97	Johnny Davis	22-60	.268	11-30	11-30	–	39	6th
1997-98	Larry Brown	31-51	.378	19-22	12-29	–	24	7th
1998-99	Larry Brown	28-22	.560	17-8	11-14	–	5	3rd
1999-00	Larry Brown	49-33	.598	29-12	20-21	–	3	3rd
2000-01	Larry Brown	56-26	.683	29-12	27-14	–	–	1st
2001-02	Larry Brown	43-39	.524	22-19	21-20	–	9	6th
2002-03	Larry Brown	48-34	.585	25-16	23-18	–	2	4th
2003-04	Randy Ayers-Chris Ford	33-49	.402	21-20	12-29	–	14	5th
2004-05	Jim O'Brien	43-39	.524	25-16	18-23	–	2	3rd
2005-06	Maurice Cheeks	38-44	.463	23-18	15-26	–	11	2nd
2006-07	Maurice Cheeks	35-47	.427	21-20	14-27	–	12	3rd
2007-08	Maurice Cheeks	40-42	.488	22-19	18-23	–	26	3rd
2008-09	Maurice Cheeks-Tony DiLeo	41-41	.500	24-17	17-24	–	21	2nd
2009-10	Eddie Jordan	27-55	..329	12-29	15-26	–	23	4th
2010-11	Doug Collins	41-41	.500	26-15	15-26	–	15	3rd
2011-12	Doug Collins	35-31	.530	19-14	16-17	–	4	3rd
2012-13	Doug Collins	34-48	415	23-18	11-30	–	20	4th
2013-14	Brett Brown	19-63	.232	10-31	9-32	–	29	5th
2014-15	Brett Brown	18-64	.220	12-29	6-35	–	31	4th
2015-16	Brett Brown	10-72	.122	7-34	3-38	–	46	5th
FRANCHISE TOTALS		**2726-2578**	**.514**	**1567-927**	**998-1518**	**161-133**		
				.628	**.397**	**.548**		

SEASON-BY-SEASON MONTHLY RECORD BREAKDOWN

	OCT. W-L	NOV. W-L	DEC. W-L	JAN. W-L	FEB. W-L	MARCH W-L	APRIL W-L	MAY W-L	TOTAL W-L
1949-50	–	13-1	11-3	9-3	11-4	7-2	–	–	51-13
1950-51	–	7-7	7-7	7-7	7-7	4-6	–	–	32-34
1951-52	–	10-3	7-8	12-2	6-8	5-5	–	–	40-26
1952-53	–	9-4	9-7	11-4	10-6	8-3	–	–	47-24
1953-54	0-1	9-7	9-6	11-5	7-9	6-2	–	–	42-30
1954-55	0-1	9-3	8-9	8-8	12-5	6-3	–	–	43-29
1955-56	–	6-6	8-8	6-11	11-7	4-5	–	–	35-37
1956-57	2-0	2-10	6-7	13-7	11-6	4-4	–	–	38-34
1957-58	1-1	6-8	11-5	10-8	10-7	3-2	–	–	41-31
1958-59	1-1	6-9	7-7	11-7	6-10	4-3	–	–	35-37
1959-60	2-2	9-5	7-7	11-9	12-6	4-1	–	–	45-30
1960-61	1-3	5-7	8-8	10-9	12-6	2-8	–	–	38-41
1961-62	3-3	6-7	5-12	11-8	11-6	5-3	–	–	41-39
1962-63	4-1	9-5	6-9	9-8	14-6	6-3	–	–	48-32
1963-64	2-3	6-7	8-7	7-11	7-10	4-8	–	–	34-46
1964-65	3-4	8-6	8-8	8-7	9-7	4-8	–	–	40-40
1965-66	3-0	9-8	9-5	13-4	10-7	11-1	–	–	55-25
1966-67	5-0	15-2	15-1	12-3	11-4	10-3	–	–	68-13
1967-68	5-1	10-6	15-2	8-6	14-2	10-3	–	–	62-20
1968-69	3-2	9-4	14-4	9-7	12-5	8-5	–	–	55-27
1969-70	4-2	6-11	11-6	8-7	7-8	6-6	–	–	42-40
1970-71	6-4	9-8	9-6	10-6	7-6	6-5	–	–	47-35
1971-72	7-2	4-10	4-12	7-7	4-10	4-11	–	–	30-52
1972-73	0-9	2-13	1-13	1-16	5-9	0-13	–	–	9-73
1973-74	2-7	6-8	3-12	4-8	5-11	5-11	–	–	25-57
1974-75	3-3	4-10	7-8	6-9	7-7	7-8	0-3	–	34-48
1975-76	2-1	10-5	9-5	8-8	6-8	7-7	4-2	–	46-36
1976-77	3-2	8-6	7-6	11-3	7-5	11-6	3-4	–	50-32
1977-78	2-3	14-2	6-6	10-3	9-5	12-3	2-5	–	55-27
1978-79	5-1	9-5	9-5	6-7	6-8	9-8	3-1	–	47-35
1979-80	8-1	10-6	9-4	11-3	10-3	11-6	–	–	59-23
1980-81	8-2	15-1	10-4	11-3	10-3	8-7	–	–	62-20
1981-82	2-0	11-1	9-5	8-8	10-2	10-6	8-2	–	58-24
1982-83	2-0	11-3	11-2	14-1	11-1	11-5	5-5	–	65-17
1983-84	2-0	11-3	8-4	8-7	6-9	13-3	4-4	–	52-30
1984-85	3-0	9-4	12-2	12-3	10-4	8-7	4-4	–	58-24
1985-86	2-1	7-7	10-4	11-5	8-4	11-6	5-1	–	54-28
1986-87	1-0	9-4	6-10	10-5	5-7	9-6	5-5	–	45-37
1987-88	–	5-6	7-7	7-9	4-10	9-6	4-8	–	36-46
1988-89	–	10-5	5-9	9-5	6-5	9-7	7-5	–	46-36
1989-90	–	8-4	7-9	12-3	8-5	11-5	7-3	–	53-29
1990-91	–	10-6	9-4	4-9	8-5	9-8	4-6	–	44-38
1991-92	–	7-9	6-7	9-7	5-8	4-11	4-5	–	35-47
1992-93	–	3-8	5-9	9-7	2-9	2-15	5-8	–	26-56
1993-94	–	4-10	6-7	8-7	2-11	1-14	4-8	–	25-57
1994-95	–	4-8	6-10	2-13	4-9	4-10	4-8	–	24-58
1995-96	–	2-10	3-12	3-12	3-10	3-14	4-6	–	18-64
1996-97	–	7-8	1-12	2-14	5-7	5-9	2-10	–	22-60
1997-98	0-1	4-8	3-12	7-8	5-8	7-9	5-5	–	31-51
1998-99	–	–	–	–	8-5	7-9	11-6	2-2	28-22
1999-00	–	8-8	9-7	7-5	7-5	11-5	7-3	–	49-33
2000-01	1-0	11-2	9-6	13-3	9-5	7-6	6-4	–	56-16
2001-02	0-1	7-6	5-11	11-4	5-6	10-7	5-4	–	43-39
2002-03	1-1	13-3	5-8	6-10	8-2	11-5	4-5	–	48-34
2003-04	1-1	8-8	5-9	6-9	4-9	8-7	1-6	–	33-49
2004-05	–	6-7	7-8	8-8	5-6	9-7	8-3	–	43-39
2005-06	–	8-8	7-7	8-7	5-6	5-10	5-6	–	38-44
2006-07	–	5-9	3-13	7-10	5-6	9-6	6-3	–	35-47
2007-08	0-1	5-9	9-7	4-11	8-5	11-4	3-5	–	40-42
2008-09	1-1	6-9	6-8	10-5	6-6	9-6	3-6	–	41-41
2009-10	2-1	3-12	4-10	7-8	6-5	4-13	1-6	–	27-55
2010-11	0-3	5-10	8-7	8-6	9-3	9-7	2-5	–	41-41
2011-12			2-2	13-4	6-9	8-8	6-8	–	35-31
2012-13	1-0	9-6	4-11	5-9	3-8	8-9	4-5	–	34-48
2013-14	1-0	5-11	3-10	6-11	0-11	1-15	3-5	–	19-63
2014-15	0-2	0-14	4-10	6-12	3-7	5-12	0-7	--	18-64
2015-16	0-2	0-16	3-13	4-10	1-11	1-14	1-6		
TOTALS	**105-75**	**481-442**	**470-489**	**553-469**	**486-440**	**460-460**	**169-201**	**2-2**	**2716-2506**
Winning Pct.	**.583**	**.521**	**.490**	**.541**	**.525**	**.500**	**.457**	**.500**	**.520**

**denotes NBA Championship*

OPENING NIGHT STARTING LINEUPS (SINCE 1963-64)

SEASON	GUARD	GUARD	FORWARD	FORWARD	CENTER
1963-64	Greer	Costello	Shaffer	Walker	Kerr
1964-65	Greer	Neumann	Walker	Greenspan	Kerr
1965-66	Greer	Bianchi	Walker	Jackson	Chamberlain
1966-67	Greer	Costello	Jackson	Walker	Chamberlain
1967-68	Greer	W. Jones	Jackson	Walker	Chamberlain
1968-69	Greer	W. Jones	Walker	Cunningham	Jackson
1969-70	Greer	Clark	Washington	Cunningham	Jackson
1970-71	Clark	W. Jones	Cunningham	Washington	Jackson
1971-72	Clark	Greer	Cunningham	Washington	Jackson
1972-73	Carter	Greer	Bridges	Block	Awtrey
1973-74	Carter	Boyd	Van Arsdale	Mix	Ellis
1974-75	Boyd	Collins	Mix	Van Arsdale	Ellis
1975-76	Carter	Collins	Cunningham	McGinnis	Catchings
1976-77	Collins	Free	McGinnis	Mix	Catchings
1977-78	Bibby	Collins	McGinnis	Mix	Dawkins
1978-79	Cheeks	Collins	Erving	B. Jones	C. Jones
1979-80	Collins	Cheeks	Erving	C. Jones	Dawkins
1980-81	Cheeks	Collins	Erving	C. Jones	Dawkins
1981-82	Cheeks	Hollins	Erving	C. Jones	D. Dawkins
1982-83	Cheeks	Toney	Erving	Iavaroni	Malone
1983-84	Cheeks	Toney	Erving	Iavaroni	Malone
1984-85	Cheeks	Toney	Erving	Iavaroni	Malone
1985-86	Cheeks	Thompson	Barkley	Erving	Malone
1986-87	Erving	Cheeks	Hinson	Barkley	Ruland
1987-88	Cheeks	Wingate	Hinson	Barkley	McCormick
1988-89	Cheeks	Hawkins	Robinson	Barkley	Gminski
1989-90	Hawkins	J. Dawkins	Barkley	Payne	Gminski
1990-91	J. Dawkins	Hawkins	Barkley	Mahorn	Gminski
1991-92	J. Dawkins	Hawkins	Anderson	Barkley	Gilliam
1992-93	Hornacek	Hawkins	Weatherspoon	Gilliam	Lang
1993-94	Dawkins	Hornacek	Weatherspoon	Kidd	Bradley
1994-95	Barros	Malone	Weatherspoon	Wright	Bradley
1995-96	Maxwell	Stackhouse	Dumas	Weatherspoon	Bradley
1996-97	Stackhouse	Iverson	Jim Jackson	Weatherspoon	Coleman
1997-98	Stackhouse	Iverson	Jim Jackson	Weatherspoon	Coleman
1998-99	Iverson	Snow	Lynch	Ratliff	Geiger
1999-00	Iverson	Snow	Lynch	Owens	Hill
2000-01	Iverson	Snow	Hill	Lynch	Ratliff
2001-02	Bell	Claxton	Coleman	Harpring	Mutombo
2002-03	Iverson	Snow	McKie	Van Horn	MacCulloch
2003-04	Iverson	Snow	Salmons	Thomas	Coleman
2004-05	Iverson	McKie	Iguodala	Thomas	Jackson
2005-06	Iverson	Iguodala	Korver	Webber	Hunter
2006-07	Ollie	Iverson	Iguodala	Webber	Dalembert
2007-08	Miller	Green	Iguodala	Evans	Dalembert
2008-09	Miller	Iguodala	Young	Brand	Dalembert
2009-10	Williams	Iguodala	Young	Brand	Dalembert
2010-11	Holiday	Iguodala	Kapono	Brand	Hawes
2011-12	Holiday	Meeks	Iguodala	Brand	Hawes
2012-13	Holiday	Richardson	Turner	T. Young	Allen
2013-14	Carter-Williams	Anderson	Turner	Young	Hawes
2014-15	Wroten	Thompson	Johnson	Noel	Sims
2015-16	Canaan	Sampson	Thompson	Noel	Okafor

ALL-TIME OPENING GAME RESULTS

FIRST HOME GAME OF SEASON

SYRACUSE NATIONALS				
1949-50	W	2,476	vs. Denver*	78-58
1950-51	W	3,476	vs. Fort Wayne*	92-77
1951-52	W	4,520	vs. Fort Wayne*	90-75
1952-53	W	4,026	vs. Philadelphia	117-91
1953-54	W	7,859	vs. Philadelphia	85-61
1954-55	L	3,783	vs. Minneapolis*	97-94
1955-56	W	3,789	vs. Fort Wayne* (OT)	114-113
1956-57	W	3,567	vs. Rochester*	91-75
1957-58	W	7,112	vs. Philadelphia*	103-85
1958-59	W	3,154	vs. Detroit*	103-94
1959-60	L	4,803	vs. Boston*	121-109
1960-61	L	4,677	vs. Philadelphia*	133-123
1961-62	W	3,665	vs. Chicago*	123-103
1962-63	W	5,611	vs. LA Lakers*	108-102
PHILADELPHIA 76ERS				
1963-64	L	6,850	vs. Detroit	124-121
1964-65	W	2,260	vs. Detroit*	125-113
1965-66	W	5,190	vs. Detroit	120-103
1966-67	W	8,402	vs. New York*	128-112
(SPECTRUM)				
1967-68	W	9,106	vs. LA Lakers*	103-87
1968-69	W	15,244	vs. LA Lakers*	114-96
1969-70	W	10,057	vs. LA Lakers*	131-126
1970-71	W	7,035	vs. Chicago*	110-107
1971-72	W	10,635	vs. Seattle	100-93
1972-73	L	6,257	vs. Seattle	105-100
1973-74	L	4,564	vs. Houston*	104-88
1974-75	W	8,939	vs. New Orleans*	112-99
1975-76	W	18,020	vs. LA Lakers	117-114
1976-77	L	17,196	vs. San Antonio*	121-118
1977-78	W	14,148	vs. Detroit*	113-96
1978-79	W	18,276	vs. LA Lakers*	110-102
1979-80	W	13,503	vs. Houston	113-105
1980-81	L	15,136	vs. Milwaukee*	106-103
1981-82	W	14,102	vs. Cleveland*	128-104
1982-83	W	18,482	vs. New Jersey	110-99
1983-84	W	16,167	vs. Washington*	117-114
1984-85	W	11,892	vs. Cleveland*	111-101
1985-86	W	8,925	vs. Detroit (OT)	132-125
1986-87	W	10,247	vs. Indiana*	108-104
1987-88	W	12,287	vs. Indiana*	108-95
1988-89	W	13,468	vs. LA Clippers*	129-110
1989-90	L	13,893	vs. Milwaukee*	102-96
1990-91	W	15,678	vs. New Jersey (OT)	112-110
1991-92	L	13,170	vs. Orlando	122-115
1992-93	L	12,608	vs. New Jersey*	114-111
1993-94	W	14,531	vs. Washington*	94-82
1994-95	L	16,114	vs. Milwaukee*	91-86
1995-96	W	18,168	vs. Washington*	105-103
(WELLS FARGO CENTER)				
1996-97	L	20,444	vs. Milwaukee*	111-103
1997-98	L	12,199	vs. Milwaukee*	103-88
1998-99	W	20,143	vs. Orlando	95-75
1999-00	W	19,402	vs. Seattle	117-98
2000-01	W	19,817	vs. Toronto	104-98
2001-02	L	20,230	vs. Dallas	99-92
2002-03	W	19,569	vs. Milwaukee	95-93
2003-04	W	18,295	vs. Miami*	89-74
2004-05	L	19,385	vs. Phoenix	98-108
2005-06	L	17,705	vs. Milwaukee* (OT)	108-117
2006-07	W	17,119	vs. Atlanta*	88-75
2007-08	L	19,706	vs. New Jersey	88-93
2008-09	L	15,750	vs. Toronto*	84-95
2009-10	W	14,638	vs. Milwaukee	99-86
2010-11	L	20,389	vs. Miami*	87-97
2011-12	W	19,408	vs. Detroit	96-73
2012-13	W	19,101	vs. Denver*	84-75
2013-14	W	19,523	vs. Miami*	114-110
2014-15	L	19,753	vs. Miami	96-114
2015-16	L	17,122	vs. Utah	71-99

FIRST ROAD GAME OF SEASON

SYRACUSE NATIONALS			
1949-50	L	at St. Louis	73-67
1950-51	L	at New York (OT)	74-72
1951-52	L	at Baltimore	91-82
1952-53	L	at Philadelphia* (OT)	86-84
1953-54	L	at Philadelphia*	79-73
1954-55	L	at Boston	107-84
1955-56	L	at Rochester	83-80
1956-57	W	at St. Louis	75-73
1957-58	L	at Cincinnati	110-100
1958-59	W	at Philadelphia	103-98
1959-60	L	at Detroit	117-102
1960-61	L	at St. Louis	123-100
1961-62	L	at St. Louis	110-107
1962-63	W	at New York	123-119
PHILADELPHIA 76ERS			
1963-64	W	at Detroit*	117-115
1964-65	L	at St. Louis	126-86
1965-66	W	at Baltimore*	133-101
1966-67	W	at Baltimore	141-112
1967-68	W	Detroit at NY	124-102
1968-69	W	at Baltimore	124-121
1969-70	W	at Cincinnati	134-123
1970-71	W	at Cincinnati	123-105
1971-72	W	at Chicago*	114-100
1972-73	L	at Chicago*	95-89
1973-74	W	at Houston	106-101
1974-75	W	at New York	99-86
1975-76	W	at Chicago*	110-103
1976-77	L	at Buffalo	108-105
1977-78	L	at Portland	98-94
1978-79	W	at Detroit	126-117
1979-80	W	at Washington*	93-92
1980-81	W	at Washington	126-120
1981-82	W	at Atlanta	108-106
1982-83	W	at New York*	104-89
1983-84	W	at Indiana (OT)	124-112
1984-85	W	at Atlanta	111-108
1985-86	W	at New York*	99-89
1986-87	L	at Indiana (2OT)	125-121
1987-88	L	at Chicago	104-94
1988-89	L	at Milwaukee	114-103
1989-90	L	at Minnesota (OT)	125-118
1990-91	W	at Chicago*	124-116
1991-92	L	at Chicago*	110-90
1992-93	L	at New York	89-85
1993-94	L	at Orlando	114-89
1994-95	L	at Orlando	122-107
1995-96	L	at Charlotte	119-108
1996-97	L	at Chicago	115-86
1997-98	L	at Chicago	94-74
1998-99	W	at Charlotte*	78-66
1999-00	L	at San Antonio*	89-76
2000-01	W	at New York*	101-72
2001-02	L	at Minnesota*	83-74
2002-03	L	at Orlando*	95-88
2003-04	L	at Sacramento	100-89
2004-05	W	at Boston*	98-95
2005-06	L	at Detroit	88-108
2006-07	W	at Orlando	105-103
2007-08	L	at Toronto*	97-106
2008-09	L	at Atlanta	88-95
2009-10	L	at Orlando*	106-120
2010-11	L	at Indiana	86-99
2011-12	L	at Portland*	103-107
2012-13	L	at New York	84-100
2013-14	W	at Washington	109-102
2014-15	L	at Indiana*	91-103
2015-16	L	at Boston	95-112

76ERS SEASON OPENING RECORD

	76ERS ONLY	NATIONALS ONLY	TOTAL
First Home Game:	34-19	11-3	45-22
First Away Game:	25-28	3-11	28-39
Season Opener:	32-21	9-5	41-26

HISTORY

BIGGEST WINS & LOSSES

OPPONENT	BIGGEST WIN	POINT MARGIN	DATE	SITE
Tri/StL/Atlanta Hawks	132-85	47	12/08/82	at Philadelphia
Boston Celtics	138-96	42	10/29/66	at Philadelphia
New Jersey/Brooklyn Nets	142-107	35	02/05/86	at Philadelphia
Charlotte Bobcats/Hornets	112-80	32	03/11/05	at Philadelphia
Chicago Bulls	121-80	41	11/11/80	at Chicago
Cleveland Cavaliers	141-87	54	11/02/70	at Philadelphia
Dallas Mavericks	133-101	32	02/23/83	at Philadelphia
Denver Nuggets	132-101	31	11/05/77	at Philadelphia
Fort Wayne/Detroit Pistons	114-75	39	03/25/81	at Philadelphia
S.F./G.S. Warriors	137-91	46	12/14/68	at Philadelphia
S.D./Houston Rockets	134-103	31	03/05/68	at Philadelphia
Indiana Pacers	130-103	27	11/13/80	at Indiana
Buf/S.D./L.A. Clippers	149-118	31	03/29/78	at Philadelphia
Minn./L.A.Lakers	98-67	31	11/02/51	at Syracuse
Vancouver/Memphis Grizzlies	120-101	19	4/10/10	at Memphis
Miami Heat	139-108	31	02/22/89	at Miami
Milwaukee Bucks	136-92	44	11/16/68	at Philadelphia
Minnesota Timberwolves	109-71	38	11/25/94	at Minnesota
New Orleans Hornets/Pelicans	108-87	21	11/25/02	at Philadelphia
New York Knicks	162-100	62*	12/25/60	at Syracuse
Seattle SuperSonics/Oklahoma City	160-122	38	12/20/67	at Seattle
Orlando Magic	112-88	24	01/31/92	at Philadelphia
Phoenix Suns	159-125	34	02/15/70	at Philadelphia
Portland Trail Blazers	88-60	28	03/06/03	at Portland
Roch/Cin/K.C./Sacramento Kings	124-87	37	11/16/60	at Syracuse
San Antonio Spurs	135-102	33	01/07/81	at Philadelphia
Toronto Raptors	97-62	35	1/7/12	at Philadelphia
Utah Jazz	114-89	25	02/05/90	at Philadelphia
Chi/Balt/Washington Wizards	143-104	39	11/12/76	at Philadelphia

** denotes largest margin of victory in franchise history*

OPPONENT	WORST LOSS	POINT MARGIN	DATE	SITE
Tri/StL/Atlanta Hawks	93-105	42	04/05/89	at Atlanta
Boston Celtics	87-124	37	12/20/87	at Boston
New Jersey/Brooklyn Nets	94-130	36	12/16/13	at Brooklyn
Charlotte Bobcats/Hornets	84-136	52	02/27/92	at Charlotte
Chicago Bulls	76-121	45	12/21/10	at Chicago
Cleveland Cavaliers	67-110	43	01/15/94	at Cleveland
Dallas Mavericks	70-123	53	11/13/14	at Dallas
Denver Nuggets	75-105	30	02/23/95	at Denver
Fort Wayne/Detroit Pistons	78-115	37	12/20/97	at Detroit
Phila/S.F./G.S. Warriors	51-108	43	11/09/61	at Philadelphia
	80-123	43	02/10/14	at Golden State
S.D./Houston Rockets	74-124	50	03/18/07	at Philadelphia
Indiana Pacers	88-133	45	04/22/94	at Indiana
Buf/S.D./L.A. Clippers	78-123	45	02/09/14	at Los Angeles
Minn./L.A.Lakers	103-143	40	11/10/71	at Philadelphia
	95-135	40	11/19/72	at Los Angeles
Vancouver/Memphis Grizzlies	77-103	26	03/15/14	at Philadelphia
Miami Heat	83-120	37	03/05/94	at Miami
Milwaukee Bucks	95-128	33	04/15/87	at Milwaukee
Minnesota Timberwolves	84-119	35	12/08/04	at Philadelphia
New Orleans Hornets/Pelicans	98-135	37	11/16/13	at New Orleans
New York Knicks	91-139	48	11/29/72	at Philadelphia
	82-130	48	04/21/94	at New York
Seattle SuperSonics/Oklahoma City	93-149	56**	03/06/93	at Seattle
Orlando Magic	83-129	46	02/17/95	at Orlando
Phoenix Suns	97-127	30	11/14/86	at Phoenix
Portland Trail Blazers	104-146	42	11/05/76	at Portland
Roch/Cin/K.C./Sacramento Kings	98-154	56**	01/02/93	at Sacramento
San Antonio Spurs	68-119	51	12/07/15	at Philadelphia
Toronto Raptors	88-120	32	11/09/14	at Toronto
Utah Jazz	69-98	29	12/28/02	at Utah
Chi/Balt/Washington Wizards	76-111	35	01/19/15	at Washington

*** denotes largest margin of defeat in franchise history*

RECORD BREAKDOWN

ALL-TIME RECORD BY DIVISION

The NBA divided into four divisions - Atlantic, Central, Midwest and Pacific - beginning in 1970-71 until 2003-04

1970-71
Atlantic 10-6
Central 13-9
Midwest 9-11
Pacific 15-9

1971-72
Atlantic 6-12
Central 9-11
Midwest 7-13
Pacific 8-16

1972-73
Atlantic 2-20
Central 2-22
Midwest 3-13
Pacific 2-18

1973-74
Atlantic 5-17
Central 8-16
Midwest 6-10
Pacific 6-14

1974-75
Atlantic 11-15
Central 8-12
Midwest 7-9
Pacific 8-12

1975-76
Atlantic 9-12
Central 13-12
Midwest 12-4
Pacific 12-8

1976-77
Atlantic 11-5
Central 17-7
Midwest 14-9
Pacific 8-11

1977-78
Atlantic 14-2
Central 14-10
Midwest 15-8
Pacific 12-7

1978-79
Atlantic 9-7
Central 16-8
Midwest 12-7
Pacific 10-13

1979-80
Atlantic 19-5
Central 25-11
Midwest 7-3
Pacific 8-4

1980-81
Atlantic 15-9
Central 27-7
Midwest 11-1
Pacific 9-3

1981-82
Atlantic 16-8
Central 24-10
Midwest 8-4
Pacific 10-2

1982-83
Atlantic 15-9
Central 29-5
Midwest 11-1
Pacific 10-2

1983-84
Atlantic 15-9
Central 20-14
Midwest 10-2
Pacific 7-5

1984-85
Atlantic 15-9
Central 25-9
Midwest 7-5
Pacific 11-1

1985-86
Atlantic 15-9
Central 23-11
Midwest 8-4
Pacific 8-4

1986-87
Atlantic 12-12
Central 17-17
Midwest 8-4
Pacific 8-4

1987-88
Atlantic 12-12
Central 13-21
Midwest 6-6
Pacific 5-7

1988-89
Atlantic 19-11
Central 12-14
Midwest 8-4
Pacific 7-7

1989-90
Atlantic 19-7
Central 18-10
Midwest 8-6
Pacific 8-6

1990-91
Atlantic 14-12
Central 18-10
Midwest 5-9
Pacific 7-7

1991-92
Atlantic 15-13
Central 8-20
Midwest 6-6
Pacific 6-8

1992-93
Atlantic 11-17
Central 7-21
Midwest 4-8
Pacific 4-10

1993-94
Atlantic 7-21
Central 10-18
Midwest 5-7
Pacific 3-11

1994-95
Atlantic 12-16
Central 4-24
Midwest 2-10
Pacific 6-8

1995-96
Atlantic 5-19
Central 7-23
Midwest 5-9
Pacific 1-13

1996-97
Atlantic 11-14
Central 3-26
Midwest 5-9
Pacific 3-11

1997-98
Atlantic 7-17
Central 9-21
Midwest 7-7
Pacific 8-6

1998-99
Atlantic 9-10
Central 16-9
Midwest 1-1
Pacific 2-2

1999-00
Atlantic 13-11
Central 23-7
Midwest 7-7
Pacific 6-8

2000-01
Atlantic 18-6
Central 22-8
Midwest 8-6
Pacific 8-6

2001-02
Atlantic 14-11
Central 17-12
Midwest 5-9
Pacific 7-7

2002-03
Atlantic 17-7
Central 18-12
Midwest 7-7
Pacific 6-8

2003-04
Atlantic 10-14
Central 13-17
Midwest 4-10
Pacific 6-8

2004-05
Atlantic 8-8
Central 13-5
Southeast 12-6
Northwest 4-6
Pacific 4-6
Southwest 1-8

2005-06
Atlantic 10-6
Central 6-12
Southeast 6-12
Northwest 5-5
Pacific 5-5
Southwest 6-4

2006-07
Atlantic 9-7
Central 6-12
Southeast 9-9
Northwest 5-5
Pacific 3-7
Southwest 3-7

2007-08
Atlantic 7-9
Central 9-9
Southeast 9-9
Northwest 5-5
Pacific 4-6
Southwest 6-4

2008-09
Atlantic 6-10
Central 10-8
Southeast 9-9
Northwest 4-6
Pacific 7-3
Southwest 5-5

2009-10
Atlantic 7-9
Central 5-13
Southeast 2-16
Southwest 6-4
Northwest 3-7
Pacific 4-6

2010-11
Atlantic 9-7
Central 9-9
Southeast 7-11
Southwest 4-6
Northwest 6-4
Pacific 6-4

2011-12
Atlantic 7-6
Central 11-6
Southeast 10-8
Southwest 1-5
Northwest 1-5
Pacific 5-1

2012-13
Atlantic 7-9
Central 7-11
Southeast 8-10
Southwest 4-6
Northwest 3-7
Pacific 5-5

2013-14
Atlantic 5-11
Central 4-14
Southeast 5-13
Southwest 1-9
Northwest 2-8
Pacific 2-8

2014-15
Atlantic 2-14
Central 5-13
Southeast 5-13
Southwest 1-9
Northwest 4-6
Pacific 1-9

2015-16
Atlantic 2-14
Central 0-18
Southeast 1-17
Southwest 1-9
Northwest 2-8
Pacific 4-6

ALL-TIME RECORD VERSUS THE EASTERN & WESTERN CONFERENCE

1970-71
East 23-15
West 24-20

1971-72
East 15-23
West 15-29

1972-73
East 4-42
West 5-31

1973-74
East 13-33
West 12-24

1974-75
East 19-27
West 15-21

1975-76
East 22-24
West 24-12

1976-77
East 28-12
West 22-20

1977-78
East 28-12
West 27-15

1978-79
East 25-15
West 22-20

1979-80
East 44-16
West 15-7

1980-81
East 42-16
West 20-4

1981-82
East 40-18
West 18-6

1982-83
East 44-14
West 21-3

1983-84
East 35-23
West 17-7

1984-85
East 40-18
West 18-6

1985-86
East 38-20
West 16-8

1986-87
East 29-29
West 16-8

1987-88
East 25-33
West 11-13

1988-89
East 31-25
West 15-11

1989-90
East 37-17
West 16-12

1990-91
East 32-22
West 12-16

1991-92
East 23-33
West 12-14

1992-93
East 18-38
West 8-18

1993-94
East 17-39
West 8-18

1994-95
East 16-40
West 8-18

1995-96
East 12-42
West 6-22

1996-97
East 14-40
West 8-20

1997-98
East 16-38
West 15-13

1998-99
East 25-19
West 3-3

1999-00
East 36-18
West 13-15

2000-01
East 40-14
West 16-12

2001-02
East 31-23
West 12-16

2002-03
East 35-19
West 13-15

2003-04
East 23-31
West 10-18

2004-05
East 33-19
West 10-20

2005-06
East 22-30
West 16-14

2006-07
East 24-28
West 11-19

2007-08
East 25-27
West 15-15

2008-09
East 25-27
West 16-14

2009-10
East 14-38
West 13-17

2010-11
East 25-27
West 16-14

2011-12
East 28-20
West 7-11

2012-13
East 22-30
West 12-18

2013-14
East 14-38
West 5-25

2014-15
East 12-40
West 6-24

2015-16
East 3-49
West 7-23

HISTORY

ALL-TIME HIGH & LOW SCORES

	HIGH	DATE	SITE	LOW	DATE	SITE
Tri/Mil/StL/Atlanta Hawks	144	2/23/61	at Philadelphia	68	12/27/51	at Syracuse
				68	1/30/53	at Milwaukee
				68	2/23/54	vs. Milwaukee
				68	2/26/54	at Milwaukee
Boston Celtics	150	3/6/70	at Philadelphia	65	3/28/04	at Boston
New Jersey/Brooklyn Nets	142	2/5/86	at Philadelphia	67	4/5/09	at New Jersey
Charlotte Bobcats/Hornets	125	2/7/94	at Philadelphia	66	4/5/95	at Charlotte
Chicago Bulls	145	11/18/66	at Boston	74	11/1/97	at Chicago
		11/10/82	at Philadelphia			
Cleveland Cavaliers	148	1/2/72	at Cleveland	67	1/15/94	at Cleveland
Dallas Mavericks	133	2/23/83	at Philadelphia	70	11/13/14	at Dallas
Denver Nuggets	149	3/30/90	at Philadelphia	75	2/23/95	at Denver
Fort Wayne/Detroit Pistons	162	2/8/63	at Detroit	64	1/12/50	at Fort Wayne
S.F./Golden State Warriors	163	3/10/63	at San Francisco	64	12/29/49	at Oakland
S.D./Houston Rockets	159	1/25/70	at Philadelphia	66	11/17/03	at Philadelphia
Indiana Pacers	134	11/7/84	at Philadelphia	69	12/14/12	vs. Philadelphia
Buf/S/D/L.A. Clippers	149	3/29/78	at Philadelphia	72	3/20/13	at Los Angeles
Minneapolis/L.A. Lakers	158	3/18/68	at Philadelphia	65	11/5/53	at Syracuse
Vancouver/Memphis Grizzlies	120	4/10/10	at Memphis	76	2/21/12	at Memphis
Miami Heat	139	2/22/89	at Miami	57	2/21/96	at Philadelphia
Milwaukee Bucks	143	3/3/69	at Milwaukee	74	3/12/11	at Milwaukee
Minnesota Timberwolves	119	2/9/10	at Philadelphia	74	10/30/01	at Minnesota
		1/24/92	at Philadelphia			
New Orleans Hornets/Pelicans	114	2/19/16	at New Orleans	72	11/11/07	at Philadelphia
New York Knicks	162	12/25/60	at New York	60	3/13/54	at New York
Seattle SuperSonics/Oklahoma City	160	12/20/67	at Seattle	73	1/2/98	at Seattle
Orlando Magic	129	2/26/90	at Philadelphia	70	1/14/95	at Orlando
Phoenix Suns	159	2/15/70	at Philadelphia	71	3/23/01	at Phoenix
Portland Trail Blazers	153	2/19/86	at Philadelphia	71	3/25/96	at Portland
K.C./Cinn./Roch./Sacramento Kings	147	3/19/71	at Philadelphia	63	12/10/49	at Philadelphia
San Antonio Spurs	135	1/7/81	at Philadelphia	68	12/7/15	at Philadelphia
		3/24/89	at Philadelphia			
Toronto Raptors	123	4/3/10	at Philadelphia	70	3/31/02	at Toronto
New Orleans/Utah Jazz	132	2/19/82	at Philadelphia	69	12/28/02	at Utah
Chi./Balt./Washington Wizards	149	12/7/62	vs. Chicago	75	2/9/74	at Capital
	149	2/24/67	at Pittsburgh			

76ERS HIGHEST SCORING GAMES

	DATE	W/L	SIXERS	OPP	SITE	OPP. CITY
1.	3/10/63	W	163	148	H	San Francisco
2.	2/8/63	W	162	135	A	Detroit
	12/25/60	W	162	100	H	New York
4.	12/20/67	W	160	122	A	Seattle
5.	1/25/70	W	159	131	H	San Diego
	2/15/70	W	159	125	H	Phoenix
7.	3/18/68	W	158	128	H	Los Angeles
8.	2/19/86	W	153	133	H	Portland
9.	3/2/63	W	152	128	H	Detroit
10.	3/6/70	W	150	134	H	Boston
	2/21/62	W	150	109	H	Philadelphia
	12/13/59	W	150	121	H	Philadelphia

76ERS LOWEST SCORING GAMES

(includes only games since the shot clock was installed in 1954-55)

	DATE	W/L	SIXERS	OPP	SITE	OPP. CITY
1.	2/21/96	L	57	66	H	Miami
2.	3/28/04	L	65	89	A	Boston
3.	1/25/55	L	66	69	H	Fort Wayne
	4/5/95	L	66	84	A	Charlotte
	11/17/03	L	66	74	H	Houston
	2/23/04	L	66	76	H	Detroit
7.	1/15/94	L	67	110	A	Cleveland
	2/19/99	L	67	78	H	New York
	4/5/09	L	67	96	A	New Jersey
10.	12/7/15	L	68	119	H	San Antonio

OPPONENTS ALL-TIME HIGH & LOW SCORES

	HIGH	DATE	SITE	LOW	DATE	SITE
Tri/Mil/StL/Atlanta Hawks	149	1/30/93	at Atlanta	59	11/10/53	at Milwaukee
Boston Celtics	148	1/19/63	at Philadelphia	65	2/17/53	at Syracuse
New Jersey/Brooklyn Nets	130	12/16/13	at Brooklyn	77	12/14/10	at Philadelphia
Charlotte Bobcats	123	4/2/14	at Philadelphia	63	11/7/07	at Philadelphia
Chicago Bulls	148	11/19/71	at Philadelphia	67	3/14/01	at Chicago
Cleveland Cavaliers	131	3/20/73	at Cleveland	68	11/23/01	at Philadelphia
Dallas Mavericks	125	1/14/04	at Dallas	76	2/11/08	at Philadelphia
Denver Nuggets	134	2/27/82	at Denver	71	12/16/02	at Philadelphia
Fort Wayne/Detroit Pistons	146	1/12/63	at Syracuse	60	1/5/54	at Fort Wayne
S.F./Golden State Warriors	151	11/9/61	at Philadelphia	61	11/1/53	at Philadelphia
S.D./Houston Rockets	149	2/16/93	at Houston	73	12/8/99	at Philadelphia
Indiana Pacers	136	4/6/79	at Indiana	75	11/3/10	at Philadelphia
Buf/S/D/L.A. Clippers	130	12/27/75	at Buffalo	75	12/31/02	at Los Angeles
Minneapolis/L.A. Lakers	154	12/19/71	at Los Angeles	65	1/29/53	at Minneapolis
Vancouver/Memphis Grizzlies	120	12/13/14	at Phialdelphia	79	12/9/00	at Vancouver
Miami Heat	128	11/20/92	at Philadelphia (3OT)	66	2/21/96	at Philadelphia
Milwaukee Bucks	142	1/29/71	at Philadelphia	69	1/30/08	at Philadelphia
Minnesota Timberwolves	126	1/6/14	at Philadelphia	71	11/25/94	at Minnesota
Charlotte/New Orleans	136	2/27/92	at Charlotte	62	11/7/12	at New Orleans
New York Knicks	152	12/11/59	at New York	61	2/17/52	at Syracuse
Orlando Magic	129	2/17/95	at Orlando	61	2/4/13	at Philadelphia
Phoenix Suns	143	1/6/79	at Philadelphia (OT)	81	1/2/02	at Phoenix
Portland Trail Blazers	146	11/5/76	at Portland	60	3/6/03	at Portland
K.C./Cinn./Roch./Sacramento Kings	154	1/2/93	at Sacramento	63	1/14/51	at Syracuse
San Antonio Spurs	131	4/6/77	at San Antonio	71	2/11/11	at Philadelphia
Seattle/Oklahoma City	149	3/6/93	at Seattle	77	1/4/02	at Seattle
Toronto Raptors	128 (2x)	4/3/10	at Philadelphia	62	1/7/12	at Philadelphia
New Orleans/Utah Jazz	126	3/19/75	at Philadelphia	76	1/16/77	at Philadelphia
Chi./Balt./Washington Wizards	143	3/14/65	at Baltimore	73	11/16/99	at Washington

TOP 10 OPPONENTS HIGHEST SCORING GAMES

	DATE	W/L	SIXERS	OPP	SITE	OPPONENT
1.	12/19/71	L	132	154	A	Los Angeles
	1/2/93	L	98	154	A	Sacramento
3.	12/11/59	L	121	152	A	New York
4.	11/9/61	L	108	151	A	Philadelphia
	2/13/70	L	106	151	H	New York (N.B.A.)
6.	1/30/93	L	123	149	A	Atlanta
	2/16/93	L	111	149	A	Houston
	3/6/93	L	93	149	A	Seattle
9.	3/10/63	W	163	148	H	San Francisco
	1/19/63	W (OT)	149	148	H	Boston
	11/19/71	L	104	148	H	Chicago

TOP 10 OPPONENTS LOWEST SCORING GAMES

(includes only games since the shot clock was installed in 1954-55)

	DATE	W/L	SIXERS	OPP	SITE	OPPONENT
1.	3/6/03	W	88	60	A	Portland
2.	2/4/13	W	78	61	H	Orlando
3.	1/7/12	W	97	62	H	Toronto
	11/7/12	W	77	62	A	New Orleans
5.	11/7/07	W	94	63	H	Charlotte
6.	2/15/55	W	92	66	H	Milwaukee
	2/5/99	W	78	66	A	Charlotte
	2/21/96	L	57	66	H	Miami
9.	3/14/01	W	85	67	A	Chicago
	4/9/99	W	83	67	A	Boston
	11/24/00	W	76	67	A	Atlanta
	4/19/99	W	72	67	H	New York

HISTORY

ALL-TIME OVERTIME RECORD (BY OPPONENT)

76ERS OVERTIME STATISTICS

Most OT games in a season.....14 (1990-91, NBA Record)
Most OT wins in a season.....8 (1990-91, ties NBA record set by Milwaukee in 1977-78)
Most OT losses in a season.....8 (2010-11)
All-time OT record 157-159

YEAR-BY-YEAR O.T. RECORD

SEASON	REC	H	A	N
1949-50	2-1	1-1	1-0	
1950-51	4-2	0-0	4-2	
1951-52	4-1	1-0	3-1	
1952-53	4-4	1-0	3-4	
1953-54	4-2	2-1	2-1	
1954-55	2-0	1-0	0-0	1-0
1955-56	3-4	1-4	2-0	
1956-57	3-0	0-0	1-0	2-0
1957-58	1-0	1-0	0-0	
1958-59	2-4	0-3	2-1	
1959-60	1-2	0-0	0-1	1-1
1960-61	0-4	0-1	0-2	0-1
1961-62	0-3	0-0	0-1	0-2
1962-63	1-0	1-0	0-0	
1963-64	1-0	1-0	0-0	
1964-65	1-2	0-1	0-1	1-0
1965-66	2-0	0-0	1-0	1-0
1966-67	3-0	1-0	2-0	
1967-68	1-2	0-2	1-0	
1968-69	1-3	1-1	0-2	
1969-70	0-2	0-1	0-1	
1970-71	2-1	0-0	2-1	
1971-72	0-3	0-2	0-1	
1972-73	0-1	0-0	0-0	0-1
1973-74	1-1	1-0	0-0	0-1
1974-75	2-2	1-2	1-0	
1975-76	3-2	2-1	1-1	
1976-77	2-1	2-0	0-1	
1977-78	2-4	2-1	0-3	
1978-79	3-2	2-1	1-1	
1979-80	4-2	0-0	4-2	
1980-81	4-2	2-0	2-2	
1981-82	3-3	1-1	2-2	
1982-83	5-0	4-0	1-0	
1983-84	5-4	2-0	3-4	
1984-85	1-3	0-2	1-1	
1985-86	5-4	2-2	3-2	
1986-87	4-3	4-2	0-1	
1987-88	2-7	2-2	0-5	
1988-89	2-2	2-2	0-0	
1989-90	2-3	1-0	1-3	
1990-91	8-6	5-2	3-4	
1991-92	1-2	1-2	0-0	
1992-93	3-5	2-2	1-3	
1993-94	2-3	2-1	0-2	
1994-95	1-4	1-3	0-1	
1995-96	1-1	0-0	1-1	
1996-97	1-3	0-2	1-1	
1997-98	0-3	0-1	0-2	
1998-99	3-3	2-1	1-2	
1999-00	5-0	3-0	2-0	
2000-01	3-3	0-3	3-0	
2001-02	2-0	2-0	0-0	
2002-03	4-3	3-2	1-1	
2003-04	2-3	1-1	1-2	
2004-05	4-3	4-1	0-2	
2005-06	4-3	4-2	0-1	
2006-07	5-2	4-0	1-2	
2007-08	1-2	0-1	1-1	
2008-09	3-0	0-0	3-0	
2009-10	2-3	1-2	1-1	
2010-11	2-8	2-2	0-6	
2011-12	1-2	0-2	1-0	
2012-13	2-1	2-1	0-0	
2013-14	4-1	4-0	0-1	
2014-15	1-4	0-3	1-1	
2015-16	0-4	0-3	0-1	
Totals	157-159	85-70	66-83	6-6

ATLANTA HAWKS (6-10)

DATE	W/L	76ERS	OPP	OT	H/A
03/18/50	W	89	88	OT	A
12/01/53	W	76	69	OT	A
03/11/59	L	130	132	OT	H
01/15/60	L	140	141	OT	A
03/31/78	L	110	111	OT	A
03/11/80	W	102	97	OT	A
12/02/80	L	108	112	OT	A
11/02/85	L	113	114	OT	A
03/05/86	L	114	122	OT	H
04/15/88	L	101	103	OT	H
03/12/91	W	133	129	2OT	A
04/11/95	L	106	110	OT	H
01/29/98	L	99	109	OT	A
03/27/99	L	99	103	OT	A
04/06/04	W	103	100	OT	A
04/08/07	W	109	104	OT	H

BOSTON CELTICS (15-11)

DATE	W/L	76ERS	OPP	OT	H/A
02/02/51	L	90	96	OT	A
03/11/54	W	97	95	OT	H
01/07/56	L	99	105	OT	H
02/01/59	L	137	139	OT	A
01/05/60	W	145	143	OT	H
01/12/61	L	118	124	OT	H
03/12/61	L	134	136	OT	H
01/19/63	W	149	148	OT	H
03/08/67	W	115	113	OT	A
11/30/68	L	113	117	OT	H
02/09/69	L	117	122	OT	A
01/05/74	L	102	108	OT	N
03/20/76	L	96	103	OT	H
11/01/80	W	117	113	OT	H
12/19/81	W	123	118	OT	H
04/11/82	L	109	110	OT	H
11/06/82	W	119	115	2OT	H
12/04/83	W	121	114	OT	A
03/25/84	W	119	114	2OT	H
04/05/87	W	106	104	OT	H
03/28/89	W	117	115	OT	H
03/27/94	L	122	124	OT	A
01/22/97	W	127	125	OT	A
03/24/00	W	117	115	2OT	H
01/13/06	W	125	124	3OT	H
12/07/12	W	95	94	OT	H

BROOKLYN NETS (5-10)

DATE	W/L	76ERS	OPP	OT	H/A
03/17/81	L	120	126	OT	A
02/21/84	L	116	119	OT	A
02/17/89	L	127	129	OT	H
11/03/90	W	112	110	OT	H
03/26/91	L	95	98	OT	A
01/15/93	L	105	110	OT	A
03/08/95	L	108	115	OT	H
01/17/97	L	103	105	OT	H
03/12/99	W	100	93	OT	H
11/10/04	W	108	100	OT	H
02/07/05	L	97	107	OT	A
02/05/07	W	100	98	OT	H
12/01/07	L	92	94	OT	A
1/25/12	L	90	97	OT	H
12/20/13	W	121	120	OT	H

CHARLOTTE HORNETS (1-4)

DATE	W/L	76ERS	OPP	OT	H/A
01/16/89	L	122	127	OT	H
03/19/92	L	116	123	OT	H
04/09/94	L	122	127	OT	H
05/04/99	L	110	117	OT	A
12/21/10	W	96	92	OT	H

CHICAGO BULLS (9-4)

DATE	W/L	76ERS	OPP	OT	H/A
12/28/77	W	129	125	OT	H
11/17/79	L	103	106	OT	A
12/12/81	W	117	114	OT	A
01/17/86	W	120	118	OT	A
04/10/87	W	98	96	OT	H
01/27/88	L	109	119	OT	H
04/07/91	W	114	111	OT	A
12/08/93	W	95	88	OT	H
02/12/03	W	119	111	OT	H
12/2/08	W	103	95	OT	A
02/03/10	W	106	103	OT	H
03/11/15	L	95	104	OT	H
01/14/16	L	111	115	OT	H

CLEVELAND CAVALIERS (6-5)

DATE	W/L	76ERS	OPP	OT	H/A
01/12/73	L	109	113	2OT	N
02/11/81	W	122	120	OT	H
02/23/84	L	109	116	OT	A
03/17/86	W	118	112	OT	A
02/05/92	L	108	110	OT	H
12/03/99	W	102	100	OT	A
03/14/00	W	98	97	OT	A
11/15/03	L	88	91	OT	A
1/24/07	W	118	115	2OT	A
04/15/09	W	111	110	OT	A
11/09/13	L	125	127	2OT	A

DALLAS MAVERICKS (1-2)

DATE	W/L	76ERS	OPP	OT	H/A
12/29/82	W	126	116	OT	A
02/15/84	L	116	119	2OT	A
01/14/04	L	122	125	2OT	A

DENVER NUGGETS (2-0)

DATE	W/L	76ERS	OPP	OT	H/A
03/09/77	W	129	125	2OT	H
11/15/78	W	109	103	OT	H
1/18/12	L	104	108	OT	H

DETROIT PISTONS (12-10)

DATE	W/L	76ERS	OPP	OT	H/A
03/06/52	W	83	81	2OT	A
03/04/53	W	75	73	OT	A
02/06/54	W	93	87	OT	H
11/05/55	W	114	113	OT	H
02/27/56	W	98	95	OT	A
12/04/56	W	97	96	OT	N
02/11/59	L	114	118	OT	H
01/05/62	L	135	138	OT	H
01/22/65	W	109	103	OT	N
11/07/69	L	128	134	2OT	A
12/19/75	W	115	114	OT	A
02/21/79	L	99	106	OT	A
11/14/84	L	133	137	OT	H
10/30/85	W	132	125	OT	H
02/15/86	L	133	134	OT	A
02/11/87	L	113	123	OT	H
03/02/90	L	112	115	OT	A
05/05/99	W	105	100	OT	H
12/20/99	W	122	121	OT	H
01/08/03	L	94	103	OT	H
01/08/11	L	109	112	OT	A
12/06/14	W	108	101	OT	A

GOLDEN ST. WARRIORS (7-10)

DATE	W/L	76ERS	OPP	OT	H/A
12/28/50	L	88	91	OT	A
01/25/52	L	94	95	OT	A
11/01/52	L	84	86	OT	A
02/11/54	L	74	76	2OT	A
01/19/55	W	98	97	OT	A
10/27/56	W	109	103	2OT	H
12/29/56	W	104	103	OT	A

ALL-TIME OVERTIME RECORD (BY OPPONENT)

GOLDEN ST. WARRIORS (CONT.)

01/13/60	L	131	132	OT	H
01/21/62	L	132	139	OT	N
11/12/63	W	106	102	OT	H
12/18/65	W	120	116	OT	A
03/03/77	L	119	121	OT	A
11/25/77	W	125	119	OT	H
01/18/91	L	138	141	OT	H
01/03/97	L	114	122	OT	A
11/24/07	L	98	100	OT	H
03/06/11	W	125	117	OT	H

HOUSTON ROCKETS (5-3)

DATE	W/L	76ERS	OPP	OT	H/A
11/24/68	L	128	135	OT	A
12/01/73	W	108	106	OT	H
04/05/76	W	130	129	OT	H
12/03/77	L	116	120	OT	A
01/06/90	L	119	124	OT	A
01/24/01	W	85	84	OT	A
01/15/02	W	112	106	OT	H
11/13/13	W	123	117	OT	H

INDIANA PACERS (8-6)

DATE	W/L	76ERS	OPP	OT	H/A
12/10/77	L	108	114	OT	A
11/03/79	W	120	114	2OT	A
11/27/81	W	124	112	OT	A
04/08/83	W	126	118	OT	H
10/29/83	W	124	112	OT	A
11/04/86	L	121	125	2OT	A
01/27/93	L	125	127	OT	H
01/14/94	W	104	102	OT	H
01/28/95	L	103	106	OT	A
01/28/98	L	90	93	OT	H
04/17/01	W	111	105	OT	A
01/06/03	L	104	105	OT	H
11/12/05	W	106	104	OT	H
4/21/12	W	109	106	OT	A

L.A. CLIPPERS (3-3)

DATE	W/L	76ERS	OPP	OT	H/A
02/04/75	W	111	105	OT	A
11/13/83	W	124	116	OT	H
11/06/02	W	101	99	OT	H
11/18/06	L	97	103	OT	A
12/19/09	L	101	112	OT	H
02/08/16	L	92	98	OT	H

L.A. LAKERS (8-9)

DATE	W/L	76ERS	OPP	OT	H/A
12/05/51	W	83	81	OT	A
01/17/52	W	110	105	3OT	H
01/23/52	W	99	97	OT	A
12/15/55	L	133	135	3OT	H
12/11/58	W	101	99	OT	A
12/06/61	L	121	123	OT	A
12/05/67	L	122	128	OT	H
02/17/68	W	135	134	2OT	A
02/05/75	L	110	113	2OT	H
02/26/82	L	114	116	2OT	A
01/05/83	W	122	120	OT	H
02/23/86	L	111	117	OT	H
02/22/87	L	110	112	OT	H
03/05/93	L	97	101	OT	A
01/21/95	W	117	113	OT	H
12/20/02	W	107	104	OT	H
03/30/15	L	111	113	OT	H

MEMPHIS GRIZZLIES (3-2)

DATE	W/L	76ERS	OPP	OT	H/A
01/05/96	L	102	103	OT	A
03/24/99	W	95	90	OT	A
01/20/06	W	89	86	OT	H
03/02/07	W	117	112	OT	H
12/13/14	L	115	120	OT	H

MIAMI HEAT (6-0)

DATE	W/L	76ERS	OPP	OT	H/A
03/15/91	W	105	103	OT	H
11/20/92	W	129	128	3OT	H
01/20/93	W	115	112	OT	A
04/14/05	W	126	119	OT	H
01/19/07	W	98	95	OT	H
02/23/08	W	101	96	OT	A

MILWAUKEE BUCKS (10-8)

DATE	W/L	76ERS	OPP	OT	H/A
10/31/69	L	125	129	OT	H
12/04/70	L	122	128	OT	A
12/13/74	W	93	89	OT	H
02/18/79	W	110	107	OT	H
11/06/79	W	118	117	OT	A
03/30/82	L	114	116	OT	A
03/23/83	W	104	101	OT	H
01/05/84	W	103	102	OT	A
12/03/86	W	115	110	OT	H
02/11/88	W	119	113	OT	H
02/21/88	L	115	120	OT	A
12/04/90	W	109	108	OT	H
01/03/00	W	124	120	OT	H
11/09/02	L	105	110	OT	A
11/01/05	L	108	117	OT	H
04/02/11	L	87	93	OT	A
11/22/13	W	115	107	OT	H
4/10/16	L	108	109	OT	H

MINNESOTA TIMBERWOLVES (1-5)

DATE	W/L	76ERS	OPP	OT	H/A
11/10/89	L	118	125	OT	A
02/03/91	L	102	110	2OT	A
12/11/00	L	91	96	OT	H
12/12/05	W	90	89	OT	H
01/05/07	L	102	104	OT	A
1/18/10	L	103	108	OT	A

NEW ORLEANS PELICANS (0-2)

DATE	W/L	76ERS	OPP	OT	H/A
11/05/03	L	99	106	OT	H
01/28/05	L	95	99	OT	A

NEW YORK KNICKS (8-18)

DATE	W/L	76ERS	OPP	OT	H/A
01/06/51	W	87	85	OT	A
12/16/52	L	93	98	OT	A
01/03/53	L	77	85	OT	A
11/22/53	L	80	84	OT	H
12/26/54	W	97	92	OT	H
01/29/56	L	95	99	OT	H
02/21/56	W	108	107	2OT	A
03/04/56	L	111	118	2OT	H
12/25/57	W	134	130	OT	H
02/15/61	L	127	129	OT	A
03/09/65	L	122	124	OT	A
01/03/67	W	148	142	OT	A
01/22/69	W	140	137	2OT	H
03/04/72	L	115	118	OT	A
02/14/76	L	97	101	OT	A
03/09/85	L	129	131	2OT	A
03/04/88	L	108	110	OT	A
01/21/91	L	116	117	OT	A
04/16/91	L	99	108	OT	A
02/08/93	L	115	120	OT	H
12/05/94	L	96	101	OT	H
03/12/04	W	99	94	2OT	H
12/17/04	L	107	113	OT	H
11/26/05	L	102	105	OT	A
10/31/09	W	141	127	OT	A
01/18/16	L	113	119	2OT	A

OKLAHOMA CITY THUNDER (5-5)

DATE	W/L	76ERS	OPP	OT	H/A
11/29/74	L	119	121	OT	H
02/27/80	W	101	98	OT	A
01/02/81	W	120	117	OT	A
12/30/83	L	93	97	OT	A
01/21/87	W	129	123	OT	H
02/16/90	W	100	96	OT	H
02/19/91	W	107	104	OT	H
03/09/11	L	105	110	OT	H
11/24/12	L	109	116	OT	H
03/04/15	L	118	123	OT	L

ORLANDO MAGIC (3-3)

DATE	W/L	76ERS	OPP	OT	H/A
01/18/93	W	124	118	OT	H
02/02/01	L	117	123	2OT	H
03/31/03	W	118	113	OT	A
01/26/06	L	115	119	OT	H
01/18/11	L	98	99	OT	A
12/03/13	W	126	125	2OT	H

PHOENIX SUNS (3-2)

DATE	W/L	76ERS	OPP	OT	H/A
12/22/70	W	133	129	OT	A
10/29/71	L	135	137	2OT	H
01/06/79	L	139	143	OT	H
11/23/84	W	119	117	OT	A

PHOENIX SUNS (CONT.)

04/03/02	W	89	83	OT	H

PORTLAND TRAIL BLAZERS (4-1)

DATE	W/L	76ERS	OPP	OT	H/A
12/20/70	W	134	132	OT	A
01/01/86	W	121	119	OT	A
12/06/91	W	105	102	OT	H
12/26/92	L	115	121	OT	A
03/23/09	W	114	108	OT	A

SACRAMENTO KINGS (7-8)

DATE	W/L	76ERS	OPP	OT	H/A
12/16/50	W	79	75	OT	A
02/05/53	W	83	79	OT	H
01/16/54	W	95	93	3OT	A
12/20/58	L	120	121	OT	H
01/08/59	W	145	138	3OT	A
10/27/60	L	140	143	OT	A
12/11/65	W	135	132	OT	N
03/19/68	L	130	131	OT	H
12/10/71	L	106	113	OT	H
04/01/77	W	111	105	OT	H
03/20/85	L	117	118	OT	H
11/28/87	L	114	115	OT	A
02/16/94	L	92	94	OT	A
12/30/00	W	107	104	OT	A
03/27/11	L	111	114	OT	H

SAN ANTONIO SPURS (2-2)

DATE	W/L	76ERS	OPP	OT	H/A
11/29/78	W	120	114	OT	A
02/24/88	L	121	123	OT	A
01/07/91	L	102	111	OT	H
02/15/06	W	103	100	OT	H

TORONTO RAPTORS (2-2)

DATE	W/L	76ERS	OPP	OT	H/A
04/21/96	W	109	105	OT	A
01/21/01	L	106	110	OT	H
04/03/10	L	123	128	OT	H
01/18/13	W	108	101	OT	H

UTAH JAZZ (0-4)

DATE	W/L	76ERS	OPP	OT	H/A
10/22/77	L	103	104	OT	H
01/13/97	L	96	97	OT	H
01/06/98	L	95	98	OT	A
03/14/11	L	107	112	OT	A

WASHINGTON WIZARDS (10-6)

DATE	W/L	76ERS	OPP	OT	H/A
10/22/64	L	135	138	OT	H
01/06/67	W	121	115	OT	H
11/15/75	W	110	109	3OT	H
03/20/80	L	113	119	OT	A
10/11/80	W	126	120	2OT	A
12/04/85	W	115	110	OT	H
01/25/88	L	117	118	OT	A
04/13/88	W	98	97	OT	H
02/01/89	W	114	110	OT	H
03/24/90	W	114	112	OT	A
11/16/90	W	115	102	OT	H
12/26/90	W	106	105	OT	A
03/07/99	L	95	103	OT	H
11/26/04	W	116	114	OT	H
11/02/10	L	115	115	OT	A
11/23/10	L	114	116	OT	A

LONGEST WINNING & LOSING STREAK

LONGEST SINGLE-SEASON WINNING STREAKS

WIN STREAK / OVERALL

STREAK	BEGIN	END
14	12/21/1982	01/21/1983
13	12/22/1984	01/16/1985
12	11/12/1949	12/08/1949
12	10/15/1980	11/11/1980
12	01/13/1990	02/05/1990
11	03/03/1966	03/20/1966
11	11/24/1966	12/10/1966
11	12/13/1966	01/04/1967
10	11/15/1977	11/30/1977
10	11/13/1980	11/29/1980
10	12/03/1980	12/26/1980
10	12/03/1982	02/23/1982
10	11/10/1981	12/01/1981
10	02/06/1983	03/01/1983
10	10/31/2000	11/20/2000

WIN STREAK / HOME GAMES

STREAK	BEGIN	END
25	12/17/1977	04/05/1978
24	11/27/1982	03/23/1983
22	10/15/1966	01/20/1967
22	11/15/1980	02/11/1981
20	11/02/1952	01/22/1953

WIN STREAK / ROAD GAMES

STREAK	BEGIN	END
13	12/08/2000	01/28/2001
11	10/15/1980	11/26/1980
10	12/14/1984	01/15/1985
8	12/13/1966	01/18/1967
7	10/31/1981	12/01/1981
7	12/26/1982	01/18/1983

LONGEST SINGLE-SEASON LOSING STREAKS

LOSING STREAK / OVERALL

STREAK	BEGIN	END
26	01/31/2014	03/27/2014
20	01/09/1973	02/11/1973
18	10/28/2015	11/29/2015
17	10/29/2014	12/01/2014
15	10/10/1972	11/10/1972
15	02/09/1994	03/11/1994
14	12/07/1972	01/06/1973
13	02/08/2016	03/09/2016
13	03/02/1973	03/25/1973
13	12/28/1996	01/20/1997
12	3/12/2016	04/02/2016
12	12/02/2015	12/23/2015
12	11/20/2009	12/11/2009
12	11/25/2006	12/20/2006
11	11/14/1995	12/05/1995
10	03/27/2015	04/15/2015
10	03/15/1994	04/03/1994
10	12/04/1996	12/21/1996

LOSING STREAKS / HOME GAMES

STREAK	BEGIN	END
18	01/17/2014	03/21/2014
14	11/01/2014	12/19/2014
12	12/09/1996	01/24/1997
11	02/09/1994	04/03/1994
10	11/17/2006	12/16/2006
10	10/11/1972	12/01/1972
10	12/08/1972	02/03/1973

LOSING STREAKS/ ROAD GAMES

STREAK	BEGIN	END
20	12/28/1987	03/04/1988
16	01/14/2015	03/24/2015
15	01/09/1973	03/20/1973
15	01/02/2013	03/21/2013
13	02/01/2014	03/31/2014
13	11/09/2013	12/28/2013
12	10/10/1972	11/19/1972
11	12/21/1973	02/09/1974

LONGEST 76ERS WINNING STREAKS

Overall 2-season ..... (18) 3/3/66 to 11/4/66; last 11 games in 1965-66 and first 7 games in 1966-67
Same Season ..... (14) 12/21/82 to 1/21/83
Home..... (36) 1/14/66 to 1/20/67
Road ..... (13) 12/8/00 to 1/28/01
Neutral ..... (14) 3/3/67 to 12/8/68
Start of Season ..... (10) 10/31/00 to 11/20/00
End of Season..... (11) 3/3/66 to 3/20/66

LONGEST 76ERS LOSING STREAKS

Overall 2-season ..... (28) 03/27/15 to 11/29/15; last 10 games in 2014-15 and first 18 games in 2015-16
Overall ..... (26) 1/31/14 to 3/27/14
Home..... (18) 1/17/14 to 3/21/14
Road ..... (20) 12/28/87 to 3/4/88
Neutral..... (8) 11/24/72 to 2/23/73
Start of Season ..... (18) 10/28/15 to 11/29/15
End of Season..... (13) 3/2/73 to 3/25/73

YEAR-BY-YEAR TOTAL ATTENDANCE

	REGULAR SEASON			PLAYOFFS		OVERALL	HOME
SEASON	GP	TOTAL	AVG.	GP	TOTAL	TOTAL	BIGGEST CROWD
1963-64	80	352,813	4,410	5	30,087	382,900	6,850
1964-65	80	478,728	5,984	11	111,884	590,612	11,182
1965-66	80	632,493	7,906	5	53,458	685,951	10,834
1966-67	81	714,344	8,819	15	159,495	873,829	13,007
1967-68	82	788,482	9,616	13	171,191	959,673	15,332
1968-69	82	715,325	8,723	5	66,407	781,732	15,244
1969-70	82	647,177	7,899	5	61,690	708,867	15,244
1970-71	82	669,620	8,166	7	56,563	726,183	15,244
1971-72	82	674,382	8,224	—	—	674,382	15,304
1972-73	82	522,795	6,376	—	—	522,795	10,052
1973-74	82	508,288	6,198	—	—	508,288	8,988
1974-75	82	664,051	8,098	—	—	664,051	12,237
1975-76	82	955,864	11,657	3	39,488	999,352	18,516
1976-77	82	1,265,943	15,438	19	305,050	1,570,993	18,276
1977-78	82	1,244,053	15,171	10	171,233	1,415,286	18,276
1978-79	82	1,100,983	13,427	9	120,522	1,221,505	18,276
1979-80	82	1,057,224	12,893	18	299,164	1,356,388	18,276
1980-81	82	1,031,692	12,582	16	212,547	1,244,239	18,276
1981-82	82	1,082,222	13,198	21	318,558	1,400,780	18,364
1982-83	82	1,268,425	15,469	13	216,641	1,485,066	18,482
1983-84	82	1,197,350	14,602	5	77,005	1,274,355	17,921
1984-85	82	1,204,455	14,688	13	171,371	1,375,826	17,921
1985-86	82	1,104,429	13,469	12	155,189	1,259,568	17,941
1986-87	82	1,266,995	15,451	5	62,981	1,329,976	17,967
1987-88	82	1,098,116	13,392	—	—	1,098,116	18,168
1988-89	82	1,213,533	14,799	3	55,418	1,268,951	18,168
1989-90	82	1,242,986	15,158	10	177,442	1,420,428	18,168
1990-91	82	1,294,624	15,788	8	137,159	1,431,783	18,168
1991-92	82	1,248,972	15,231	—	—	1,248,972	18,168
1992-93	82	1,159,652	14,142	—	—	1,159,652	18,168
1993-94	82	1,176,196	14,344	—	—	1,176,196	18,168
1994-95	82	1,173,665	14,313	—	—	1,173,665	18,168
1995-96	82	1,213,440	14,798	—	—	1,213,440	18,168
1996-97	82	1,349,085	16,452	—	—	1,349,085	21,061
1997-98	82	1,368,957	16,695	—	—	1,368,957	21,305
1998-99	50	894,843	17,897	8	148,328	1,043,171	20,930
1999-00	82	1,467,532	17,897	10	185,772	1,653,304	21,060
2000-01	82	1,567,588	19,117	23	463,716	2,031,304	21,087
2001-02	82	1,610,514	19,640	5	97,465	1,707,979	20,797
2002-03	82	1,561,842	19,047	12	239,884	1,801,726	20,254
2003-04	82	1,512,708	18,448	—	—	1,512,708	20,804
2004-05	82	1,467,971	17,902	5	99,029	1,567,000	21,068
2005-06	82	1,440,987	17,573	—	—	1,440,987	20,652
2006-07	82	1,340,443	16,347	—	—	1,340,443	20,577
2007-08	82	1,316,181	16,051	6	117,510	1,433,691	20,730
2008-09	82	1,358,729	16,567	4	102,030	1,460,759	20,484
2009-10	82	1,275,669	15,557	—	—	1,275,669	20,809
2010-11	82	1,308,217	15,954	5	99,152	1,407,369	20,614
2011-12	66	1,130,832	17,134	13	262,919	1,393,751	20,694
2012-13	82	1,395,663	17,020	—	—	1,395,663	20,665
2013-14	82	1,283,725	15,655	—	—	1,283,725	20,856
2014-15	82	1,295,614	15,800	—	—	1,295,614	19,523
2015-16	82	1,327,291	16,186			1,327,291	20,798

TOP-5 LARGEST HOME CROWDS AT THE CENTER

ALL-GAMES			REGULAR SEASON ONLY			PLAYOFFS ONLY		
21,305	Chicago	04/17/98	21,305	Chicago	04/17/98	21,087	Milwaukee	05/30/01
21,257	Washington	04/16/03	21,257	Washington	04/16/03	21,046	Milwaukee	06/03/01
21,127	LA Lakers	12/20/02	21,127	LA Lakers	12/20/02	20,998	Milwaukee	05/24/01
21,104	Chicago	01/15/98	21,104	Chicago	01/15/98	20,969	Indiana	05/19/00
21,087	Milwaukee*	05/30/01	21,068	Sacramento	02/26/05	20,939	Toronto	05/16/01

ATTENDANCE FIGURES (HOME/ROAD BREAKDOWN)

	HOME GAMES						ROAD GAMES					
HOME	GP	TOTAL	AVG.	PO	PO TOTAL	ALL GP	GP	TOTAL	AVG.	PO	PO TOTAL	ALL GP
1963-64	30	108,271	3,609	2	8,765	117,036	43	221,746	5,157	3	21,322	243,068
1964-65	25	108,729	4,349	5	43,517	152,246	48	334,403	6,967	6	68,367	402,770
1965-66	25	145,372	5,804	3	25,640	171,012	48	438,354	9,132	2	27,818	466,172
1966-67	30	246,275	8,224	8	78,275	324,550	43	403,889	9,393	7	81,220	485,109
1967-68	35	304,631	8,704	7	78,941	383,572	47	483,851	10,295	6	92,250	576,101
1968-69	34	361,161	10,622	3	38,639	399,800	45	339,152	7,537	2	27,768	366,920
1969-70	38	311,976	8,210	2	29,450	341,426	44	335,201	7,618	3	32,240	367,441
1970-71	39	336,815	8,636	3	26,607	363,422	43	332,805	7,739	4	29,956	362,761
1971-72	37	326,493	8,824	—	—	326,493	41	321,043	7,830	—	—	321,043
1972-73	31	182,921	5,901	—	—	182,921	41	305,142	7,442	—	—	305,142
1973-74	37	171,159	4,626	—	—	171,159	41	321,233	7,835	—	—	321,233
1974-75	41	296,721	7,237	—	—	296,721	41	367,330	8,959	—	—	367,330
1975-76	41	509,699	12,432	2	27,439	537,138	41	446,165	10,882	1	12,049	458,214
1976-77	41	632,949	15,438	0	174,115	807,064	41	632,994	15,438	9	130,935	763,929
1977-78	41	644,456	15,718	5	79,124	723,580	41	599,597	14,624	5	92,109	691,706
1978-79	41	506,485	12,353	4	52,324	558,809	41	594,488	14,500	5	68,198	662,728
1979-80	41	479,727	11,701	9	151,060	630,787	41	577,497	14,085	9	148,104	725,601
1980-81	41	469,355	11,448	8	109,190	578,545	41	562,337	13,715	8	103,357	665,694
1981-82	41	506,847	12,362	10	162,904	669,751	41	575,375	14,034	11	155,654	731,029
1982-83	41	646,788	15,775	7	22,615	769,403	41	621,637	15,162	6	91,026	712,663
1983-84	41	588,139	14,345	3	44,457	632,596	41	609,211	14,859	2	32,548	745,211
1984-85	41	572,569	13,965	6	81,256	653,825	41	631,886	15,412	7	90,115	722,001
1985-86	41	513,459	12,523	6	81,206	594,665	41	590,970	14,414	6	73,933	664,903
1986-87	41	587,748	14,335	2	29,825	617,573	41	679,247	16,567	3	33,156	712,403
1987-88	41	513,113	12,515	—	—	513,113	41	585,003	14,268	—	—	585,003
1988-89	41	558,292	13,617	1	16,236	576,460	41	655,241	15,981	2	39,182	694,423
1989-90	41	574,710	14,017	5	87,991	662,701	41	668,276	16,299	5	89,451	757,727
1990-91	41	634,210	15,469	3	51,921	686,131	41	660,414	16,108	5	85,238	745,652
1991-92	41	574,128	14,003	—	—	574,128	41	674,844	16,460	—	—	674,844
1992-93	41	515,284	12,568	—	—	515,284	41	644,368	15,716	—	—	644,368
1993-94	41	509,444	12,425	—	—	509,444	41	666,752	16,262	—	—	666,752
1994-95	41	507,809	12,386	—	—	507,809	41	665,856	16,240	—	—	665,856
1995-96	41	489,327	11,935	—	—	489,327	41	724,113	17,661	—	—	724,113
1996-97	41	626,478	15,280	—	—	626,478	41	722,607	17,265	—	—	722,607
1997-98	41	655,417	15,986	—	—	655,417	41	713,540	17,403	—	—	713,540
1998-99	25	436,444	17,458	4	83,198	519,642	25	458,399	18,336	4	65,130	523,529
1999-00	41	756,929	18,462	5	104,028	860,957	41	710,603	17,332	5	81,744	792,347
2000-01	41	805,692	19,651	13	271,595	1,077,287	41	761,896	18,583	10	192,121	954,017
2001-02	41	842,976	20,560	2	41,593	884,569	41	767,538	18,720	3	55,872	823,410
2002-03	41	807,097	19,685	6	121,523	928,620	41	754,745	18,408	6	118,361	873,106
2003-04	41	788,128	19,223	—	—	788,128	41	724,580	17,673	—	—	724,580
2004-05	41	732,686	17,870	2	32,801	765,487	41	735,285	17,934	3	66,228	801,513
2005-06	41	677,278	16,519	—	—	677,278	41	763,709	18,627	—	—	763,709
2006-07	41	608,603	14,844	—	—	608,603	41	731,840	17,850	—	—	731,840
2007-08	41	609,675	14,870	3	51,282	660,957	41	609,675	14,870	3	66,228	675,903
2008-09	41	647,898	15,802	3	49,647	697,545	41	710,831	17,337	3	52,383	763,214
2009-10	41	583,219	14,225	—	—	583,219	41	692,450	16,889	—	—	692,450
2010-11	41	604,823	14,752	2	39,452	644,275	41	703,394	17,156	3	59,700	763,094
2011-12	33	577,597	17,503	6	122,320	699,917	33	553,235	16,765	7	140,599	693,834
2012-13	41	685,412	16,717	—	—	685,412	41	710,251	17,323	—	—	710,251
2013-14	41	568,632	13,869	—	—	568,632	41	715,093	17,441	—	—	715,093
2014-15	41	571,342	13,935	—	—	571,342	41	724,272	17,665	—	—	724,272
2015-16	41	610,121	14,881	—	—	610,121	41	717,170	17,492	—	—	717,170

BIGGEST & SMALLEST CROWDS

Biggest 76ers home crowd, ever ..... 21,305 76ers vs. Chicago, April 17,1998
Biggest 76ers home crowd, playoffs ..... 21,087, 76ers vs. Milwaukee May 30, 2001
Smallest crowd, playoffs ..... 4,255, 76ers vs. Cincinnati, March 28, 1964
Biggest 76ers crowd anywhere ..... 52,745 at Pontiac, Michigan, February 14, 1987
Smallest Spectrum crowd ..... 2,058, 76ers vs. Buffalo, February 6, 1974
Smallest Wells Fargo Center crowd ..... 9,317 76ers vs. Charlotte, November 7, 2007

TRIPLE-DOUBLES (SINCE 1979-80)

PLAYER	DATE	OPPONENT	STATISTICS
Michael Carter-Williams	11/29/14	vs. Dallas	18 points, 10 rebounds, 16 assists
Michael Carter-Williams	12/13/14	vs. Memphis	16 points, 11 rebounds, 11 assists
Michael Carter-Williams	1/30/15	vs. Minnesota	17 points, 10 rebounds, 10 assists
Tony Wroten	11/13/13	vs. Houston	18 points, 10 rebounds, 11 assists
Michael Carter-Williams	12/3/13	vs. Orlando	27 points, 13 rebounds, 10 assists
Michael Carter-Williams	3/10/14	at New York	23 points, 13 rebounds, 10 assists
Jrue Holiday	1/2/13	at Phoenix	16 points, 10 rebounds, 10 assists
Andre Iguodala	1/28/12	vs. Detroit	10 points, 10 rebounds, 10 assists
Andre Iguodala	3/6/11	vs. Golden State	15 points, 11 rebounds, 10 assists
Andre Iguodala	3/4/11	vs. Minnesota	22 points, 13 assists, 10 rebounds
Andre Iguodala	2/16/11	at Houston	13 points, 12 rebounds, 10 assists
Jrue Holiday	2/2/11	at New Jersey	11 points, 11 assists, 10 rebounds
Andre Miller	12/20/08	vs. Indiana	14 points, 12 assists, 10 rebounds
Andre Miller	4/4/09	vs. Detroit	21 points, 12 assists, 10 rebounds
Andre Iguodala	3/7/07	vs. Seattle	25 points, 11 rebounds, 10 assists
Andre Iguodala	2/2/07	vs. Golden State	25 points, 10 rebounds, 13 assists
Andre Miller	1/26/07	vs. Cleveland	12 points, 12 rebounds, 13 assists
Andre Iguodala	11/22/06	vs. Milwauke	10 points, 10 rebounds, 10 assists
Andre Iguodala	3/23/05	vs. Detroit	10 points, 10 rebounds, 10 assists
Eric Snow	2/26/03	vs. Memphis	22 points, 10 rebounds, 11 assists
Allen Iverson	1/7/02	vs. LA Clippers	30 points, 10 rebounds, 11 assists
Dikembe Mutombo	12/1/01	at Chicago	16 points, 19 rebounds, 10 blocks
Aaron McKie	1/3/01	vs. Atlanta	11 points, 10 rebounds, 10 assists
Aaron McKie	12/30/00	at Sacramento	19 points, 10 rebounds, 14 assists
Toni Kukoc	3/26/00	at Indiana	19 points, 10 rebounds, 10 assists
Dana Barros	4/8/95	vs. Orlando	25 points, 10 rebounds, 15 assists
Clarence Weatherspoon	2/7/94	vs. Charlotte	15 points, 15 rebounds, 13 assists
Hersey Hawkins	1/27/93	vs. Indiana	25 points, 13 rebounds, 10 assists
Charles Barkley	3/19/90	at New Jersey	29 points, 15 rebounds, 10 assists
Charles Barkley	3/7/90	vs. New York	15 points, 12 rebounds, 11 assists
Charles Barkley	4/23/89	vs. Washington	31 points, 16 rebounds, 11 assists
Charles Barkley	3/1/89	at Sacramento	30 points, 15 rebounds, 11 assists
Maurice Cheeks	1/6/88	vs. Utah	17 points, 10 rebounds, 12 assists
Charles Barkley	3/27/87	vs. New Jersey	28 points, 15 rebounds, 10 assists
Charles Barkley	3/14/87	at Detroit	30 points, 14 rebounds, 10 assists
Charles Barkley	2/26/87	at San Antonio	18 points, 17 rebounds, 10 assists
Charles Barkley	12/19/86	vs. Boston	15 points, 14 rebounds, 14 assists
Charles Barkley	11/4/86	at Indiana	34 points, 10 rebounds, 14 assists
Charles Barkley	4/4/86	vs. Cleveland	27 points, 22 rebounds, 10 assists
Andrew Toney	3/24/85	vs. Denver	28 points, 11 rebounds, 12 assists
Julius Erving	11/20/79	at San Antonio	26 points, 10 rebounds, 10 assists

>> Back to Table of Contents

HONORS

ALL-NBA TEAM SELECTIONS

FIRST TEAM ALL-NBA SELECTIONS

2004-05	Allen Iverson
2000-01	Allen Iverson
1998-99	Allen Iverson
1990-91	Charles Barkley
1989-90	Charles Barkley
1988-89	Charles Barkley
1987-88	Charles Barkley
1984-85	Moses Malone
1982-83	Moses Malone
1982-83	Julius Erving
1981-82	Julius Erving
1980-81	Julius Erving
1979-80	Julius Erving
1977-78	Julius Erving
1975-76	George McGinnis
1970-71	Billy Cunningham
1969-70	Billy Cunningham
1968-69	Billy Cunningham
1967-68	Wilt Chamberlain
1966-67	Wilt Chamberlain
1965-66	Wilt Chamberlain
1957-58	Dolph Schayes
1956-57	Dolph Schayes
1954-55	Dolph Schayes
1953-54	Dolph Schayes
1952-53	Dolph Schayes
1951-52	Dolph Schayes

SECOND TEAM ALL-NBA SELECTIONS

2002-03	Allen Iverson
2001-02	Allen Iverson
2000-01	Dikembe Mutombo
1999-00	Allen Iverson
1991-92	Charles Barkley
1986-87	Charles Barkley
1985-86	Charles Barkley
1983-84	Moses Malone
1983-84	Julius Erving
1976-77	Julius Erving
1976-77	George McGinnis
1971-72	Billy Cunningham
1968-69	Hal Greer
1967-68	Hal Greer
1966-67	Hal Greer
1965-66	Hal Greer
1964-65	Hal Greer
1963-64	Hal Greer
1962-63	Hal Greer
1960-61	Larry Costello
1960-61	Dolph Schayes
1959-60	Dolph Schayes
1958-59	Dolph Schayes
1955-56	Dolph Schayes
1954-55	Paul Seymour
1953-54	Paul Seymour
1950-51	Dolph Schayes
1949-50	Dolph Schayes
1949-50	Al Cervi

THIRD TEAM ALL-NBA SELECTIONS

2005-06	Allen Iverson
2001-02	Dikembe Mutombo

All-NBA teams selected by writers and broadcasters

NBA MOST VALUABLE PLAYER
(Maurice Podoloff Trophy)

Selected by NBA players until 1979-80; by writers and broadcasters since 1980-81

2000-01	Allen Iverson
1982-83	Moses Malone
1980-81	Julius Erving
1967-68	Wilt Chamberlain
1966-67	Wilt Chamberlain
1965-66	Wilt Chamberlain

NBA COACH OF THE YEAR
(Red Auerbach Trophy)

Selected by writers and broadcasters

2000-01	Larry Brown
1965-66	Dolph Schayes

NBA ROOKIE OF THE YEAR
(Eddie Gottlieb Trophy)

Selected by writers and broadcasters

2013-14	Michael Carter-Williams
1996-97	Allen Iverson

NBA ALL-DEFENSIVE PERFORMERS

Selected by NBA coaches

FIRST TEAM SELECTIONS

2000-01	Dikembe Mutombo
1985-86	Maurice Cheeks
1984-85	Maurice Cheeks
1983-84	Maurice Cheeks
1982-83	Maurice Cheeks
1982-83	Bobby Jones
1982-83	Moses Malone
1981-82	Bobby Jones
1981-82	Caldwell Jones
1980-81	Bobby Jones
1980-81	Caldwell Jones
1979-80	Bobby Jones
1978-79	Bobby Jones

SECOND TEAM SELECTIONS

2010-11	Andre Iguodala
2002-03	Eric Snow
2001-02	Dikembe Mutombo
1998-99	Theo Ratliff
1989-90	Rick Mahorn
1986-87	Maurice Cheeks
1984-85	Bobby Jones

NBA ALL-ROOKIE PERFORMERS

Selected by NBA coaches

FIRST TEAM SELECTIONS

2015-16	Jahlil Okafor
2014-15	Nerlens Noel
2013-14	Michael Carter-Williams
2004-05	Andre Iguodala
1996-97	Allen Iverson
1995-96	Jerry Stackhouse
1988-89	Hersey Hawkins
1984-85	Charles Barkley*
1972-73	Fred Boyd*
1965-66	Billy Cunningham*
1964-65	Lucious Jackson*
1962-63	Chet Walker*

SECOND TEAM SELECTIONS

1997-98	Tim Thomas
1994-95	Sharone Wright
1993-94	Shawn Bradley
1992-93	Clarence Weatherspoon

** NOTE: The first and second NBA All-Rookie Team selections began in 1988-89.*

MISCELLANEOUS AWARD WINNERS

NBA MOST IMPROVED PLAYER

Selected by writers and broadcasters

1994-95	Dana Barros

NBA DEFENSIVE PLAYER OF THE YEAR

Selected by writers and broadcasters

2000-01	Dikembe Mutombo

NBA SIXTH MAN AWARD

Selected by writers and broadcasters

2000-01	Aaron McKie
1982-83	Bobby Jones

IBM AWARD

Determined by computer formula

1987-88	Charles Barkley
1986-87	Charles Barkley
1985-86	Charles Barkley

J. WALTER KENNEDY CITIZENSHIP AWARD

Selected by the Pro Basketball Writers Association

2009-10	Samuel Dalembert
2000-01	Dikembe Mutombo
1982-83	Julius Erving

NBA SPORTSMANSHIP AWARD

Selected by writers and broadcasters

1999-00	Eric Snow
1998-99	Eric Snow (Atlantic Division Winner)

ALL-TIME OLYMPIC PARTICIPANTS

PLAYER	YR(S)	YRS. WITH 76ERS
Andre Iguodala	2012	2004-12
Allen Iverson	2004	1996-2006; 2009-10
Larry Brown	1964, 2004*	1997-03
Charles Barkley	1992, 1996	1984-92
Jeff Grayer	1988	1994-95
Hersey Hawkins	1988	1988-93
Leon Wood	1984	1984-86
Danny Vranes	1980	1986-88
Mike Bantom	1972	1981-82
Doug Collins	1972	1973-81
Bobby Jones	1972	1978-86
Melvin Counts	1964	1972-73
Luke Jackson	1964	1964-72
George Wilson	1964	1968-70
Darrall Imoff	1960	1968-70

**denotes head coach*

NBA Community Assist Award

Samuel Dalembert	January, 2010
Samuel Dalembert	February, 2009
Chris Webber	Decemeber, 2005
Allen Iverson $	August, 2004
Allen Iverson	July, 2004
Marc Jackson, Aaron McKie	November, 2003
Todd MacCulloch	October, 2002
Eric Snow	December, 2001
George Lynch	February, 2001

$ - shared with USA Basketball team members

NBA PLAYER OF THE MONTH

Allen Iverson	April, 2005
Allen Iverson	January, 2002
Allen Iverson	January, 2001
Allen Iverson	February, 1999
Charles Barkley	November, 1988
Charles Barkley	January, 1987
Moses Malone	February, 1983
Moses Malone *	December, 1982
Julius Erving	November, 1981
Julius Erving	November, 1980
Julius Erving	March, 1980

** - shared with Larry Drew*

NBA Coach of the Month

Doug Collins	February 2011
Larry Brown	March 2003
Larry Brown	February, 2003
Larry Brown	November, 2000
Jim Lynam	January, 1990
Billy Cunningham	December, 1982

NBA Rookie of the Month

Michael Carter-Williams	April, 2014
Michael Carter-Williams	March, 2014
Michael Carter-Williams	January, 2014
Michael Carter-Williams	October/November, 2013
Allen Iverson	April, 1997
Allen Iverson	November, 1996
Jerry Stackhouse	March, 1996

NBA Player of the Week

Allen Iverson ..... 20 times
2006-07: 1 (11/6/06); 2005-06: 3 (3/15/06, 1/17/06, 12/13/05); 2004-05: 4 (3/28/05, 3/7/05, 2/14/05, 12/27/04); 2003-04 1 (11/16/03); 2002-03: 3 (3/17/03, 12/2/02, 11/25/02); 2001-02 4 (3/3/02, 1/27/02, 1/20/02, 11/19/01); 2000-01: 2 (2/20/01, 1/8/01); 1998-99: --; 1997-98: 1 (1/18/98); 1996-97: 1 (4/13/97)

Charles Barkley ..... 6 times
1990-91: 1 (11/25/90); 1989-90: 1 (4/8/90); 1987-88: 1 (3/20/88); 1985-86 3 (3/30/86, 3/2/86, 1/26/86)

Moses Malone ..... 2 times
1984-85: 1 (11/18/84); 1983-84: 1 (3/25/84); 1982-83: 1 (2/6/83)

Andre Miller ..... 2 times
2007-08 2 (2/4-2/10/08, 2/25-3/2/08)

Julius Erving ..... 3 times
1986-97: 1 (4/19/87); 1980-81: 1 (1/18/81); 1979-80: 1 (10/21/79)

Michael Carter-Williams ..... 1 time
2013-14: 1 (11/3/13)

Aaron McKie ..... 1 time
2000-01: 1 (1/2/01)

Eric Snow ..... 1 time
2001-02: 1 (4/14/02)

Andrew Toney ..... 1 time
1982-83: 1 (3/20/83 #)

Caldwell Jones ..... 1 time
1980-81: 1 (2/8/81)

 # - shared with Gus Williams

ALL-STAR WEEKEND PARTICIPANTS

ALL-STAR GAME SELECTIONS

Since the first NBA All-Star game (1950-51), 28 different players have earned 97 All-Star selections:

Dolph Schayes 12
1951, 1952*, 1953, 1954, 1955, 1956, 1957, 1958, 1959, 1960, 1961, 1962

Julius Erving 11
1977, 1978, 1979, 1980, 1981, 1982, 1983, 1984, 1985, 1986, 1987

Hal Greer 10
1961, 1962, 1963, 1964, 1965, 1966, 1967, 1968, 1969, 1970

Allen Iverson 7
2000, 2001, 2002, 2003, 2004, 2005, 2006

Charles Barkley 6
1987, 1988, 1989, 1990, 1991, 1992

Larry Costello 6
1958, 1959, 1960, 1961, 1962*, 1965

Maurice Cheeks 4
1983, 1986, 1987, 1988

Doug Collins 4
1976, 1977, 1978, 1979*

Billy Cunningham 4
1969, 1970, 1971, 1972

Moses Malone 4
1983, 1984*, 1985, 1986

Wilt Chamberlain 3
1966, 1967, 1968

John "Red" Kerr 3
1956, 1959, 1963

Paul Seymour 3
1953, 1954, 1955

Chet Walker 3
1964, 1966, 1967

Bobby Jones 2
1981, 1982

George McGinnis 2
1976, 1977

Andrew Toney 2
1983, 1984

Dana Barros 1
1995

John Block 1
1973

Billy Gabor 1
1953

Hersey Hawkins 1
1991

Jrue Holiday 1
2013

Andre Iguodala 1
2012

Luke Jackson 1
1965

Steve Mix 1
1975

Dikembe Mutombo 1
2002

Theo Ratliff 1
2001*

Red Rocha 1
1952

Lee Shaffer III 1
1963

George Yardley 1
1960

**denotes injured and did not participate*

ALL-STAR GAME MVP

Allen Iverson 2005
Allen Iverson 2001
Charles Barkley 1991
Julius Erving 1983
Julius Erving 1977
Hal Greer 1968

ROOKIE CHALLENGE MVP

Andre Iguodala (Sophomore Team) 2006
Allen Iverson 1997

ALL-STAR COACHES

Billy Cunningham ..... 4-0 ..... 1978, 1980, 1981, 1983
Al Cervi ..... 2-0 ..... 1955, 1952
Larry Brown 1-0 2001
Alex Hannum 1-0 1968
Gene Shue 0-1 1977

ALL-STAR SATURDAY PARTICIPANTS

ROOKIE CHALLENGE

Nerlens Noel 2016
Jahlil Okafor 2016
Michael Carter-Williams 2015
Robert Covington 2015
Nerlens Noel 2015
Michael Carter-Williams 2014
Evan Turner 2012
Jrue Holiday 2011
Thaddeus Young 2009
Andre Iguodala (MVP) 2006
Andre Iguodala 2005
Kyle Korver 2005
Todd MacCulloch 2000
Tim Thomas 1998
Allen Iverson (MVP) 1997
Jerry Stackhouse 1996
Sharone Wright 1995
Shawn Bradley 1994

THREE-POINT SHOOTOUT

Kyle Korver 2005
Kyle Korver 2004
Allen Iverson 2000
Dana Barros 1995
Dana Barros 1994
Hersey Hawkins 1991
Gerald Henderson 1989

SLAM DUNK CONTEST

Andre Iguodala 2006
Larry Hughes 2000
Jerry Stackhouse 1996
Tim Perry 1995
Tim Perry 1993
Julius Erving 1985
Julius Erving 1984

HONORS

BASKETBALL HALL OF FAMERS

Allen Iverson
Enshrined as a player on Sept. 9, 2016.
1996-2007, 2009-10: 76ers player

Charles Barkley
Enshrined as a player on Sept. 8, 2006.
1984-92: 76ers player

Danny Biasone
Enshrined as contributor on Oct. 13, 2000
1949-63: Nationals President & Founder

Larry Brown
Enshrined as a coach on Sept. 27, 2002
1997-03: 76ers head coach

Al Cervi
Enshrined as a player on July 1, 1985
1949-53: Nationals player
1949-56: Nationals head coach

Wilt Chamberlain
Enshrined as a player on April 28, 1979
1965-68: 76ers player

Billy Cunningham
Enshrined as a player on May 6, 1986
1965-72, 1974-76: 76ers player
1977-85: 76ers head coach

Julius Erving
Enshrined as a player on May 10, 1993
1976-87: 76ers player

Hal Greer
Enshrined as a player on May 3, 1982
1958-73: 76ers/Nationals player

Alex Hannum
Enshrined as a coach on Oct. 2, 1998
1949-51: Nationals player
1960-68: 76ers/Nationals Coach

Alex Hannum
Enshrined as a coach on Oct. 2, 1998
1949-51: Nationals player
1960-68: 76ers/Nationals Coach

Bailey Howell
Enshrined as a player on Sept. 29, 1997
1970-71: 76ers player

Moses Malone
Enshrined as a player on Oct. 5, 2001
1982-86, 1993-94: 76ers player

Bob McAdoo
Enshrined as a player on Oct. 13, 2000
1985-86: 76ers player

Dikembe Mutombo
Enshrined as a player on Sep. 12, 2015
2001-2002: 76ers player

Jack Ramsay
Enshrined as a coach on May 11, 1992
1968-72: 76ers head coach

Dolph Schayes
Enshrined as a player on April 26, 1998
1949-64: 76ers/Nationals player
1963-66: 76ers head coach

Chet Walker
Enshrined as a player on September 7, 2012
1962-69: 76ers/Nationals player

George Yardley
Enshrined as a player on May 6, 1996
1959-60: Nationals player

OTHER HALL OF FAME AWARDS / HONORS

John Bunn Award

Presented for outstanding lifetime achievement to basketball. It is the highest single honor the Basketball Hall of Fame awards outside of actual Enshrinement.

★ Harvey Pollack (Awarded on July 18, 2002)

Curt Gowdy Media Award

Awarded annually to one member of print and electronic media whose efforts have made significant contribution to the game of basketball.

★ Bill Campbell (Awarded on June 16, 2005)

RETIRED NUMBERS



#34 Charles Barkley

Jersey Retired: March 30, 2001

Seasons with Franchise: 8 (1984-92)

Despite measuring a shade under 6-foot-5, "Sir Charles" established himself as a force under the basket in two gold medal-winning Olympics and 16 NBA seasons. Barkley averaged 22.1 points and 11.7 rebounds per game in 16 NBA seasons and appeared in nine All-Star Games, capturing MVP honors in 1991 after scoring 17 points and 22 rebounds. Selected by Philadelphia with the fifth overall pick in the 1984 NBA Draft, Barkley averaged 23.3 points and 11.6 rebounds in eight seasons with the 76ers. He also played four seasons with Phoenix (1992-96) and spent the final three seasons of his career in Houston (1996-99).

HIGHLIGHTS: NBA Most Valuable Player (1993)...IBM Award, for all-around contributions to team's success (1986, 1987, 1988)...All-NBA first team (1988, 1989, 1990, 1991, 1993)...All-NBA second team (1986, 1987, 1992, 1994, 1995)...All-NBA third team (1996)...NBA All-Rookie Team (1995)...NBA All-Star selection (1987, 1988, 1989, 1990, 1991, 1992, 1993, 1994, 1995, 1996, 1997)...NBA All-Star Game Most Valuable Player (1991)...NBA 50th Anniversary All-Time Team (1996).



#13 Wilt Chamberlain

Jersey Retired: March 18, 1991

Seasons with Franchise: 4 (1964-68)

A Philadelphia native, Wilt Chamberlain was one of the most dominant players the NBA has ever seen. He finished his 14-year career with a 30.1 scoring average and a 22.9 rebound average. The four-time league MVP is the only player to score 100 points in a single game and holds the NBA record for most games with 50 or more points, a feat he accomplished an astounding 118 times. On a league-record nine occasions "The Big Dipper" led the league in field goal percentage and seven seasons he was the league's top scorer. He ranks as the Sixers all-time leader in both scoring average and field goal percentage. Chamberlain totaled 31,419 points and 23,924 rebounds during his NBA career and was selected to play in the NBA All-Star Game 13 times. Chamberlain helped the Sixers claim the NBA championship in 1967 and guided the Los Angeles Lakers to an NBA crown in 1972.

HIGHLIGHTS: NBA Most Valuable Player (1960, 1966, 1967, 1968)...NBA Rookie of the Year (1960)...All-NBA first team (1960, 1961, 1962, 1964, 1966, 1967, 1968)...All-NBA second team (1963, 1965, 1972)...NBA All-Defensive first team (1972, 1973)...elected to Naismith Memorial Basketball Hall of Fame (1978)...NBA 35th Anniversary All-Time Team (1980)...NBA 50th Anniversary All-Time Team (1996)...member of the NBA Championship team (1967, 1972)...NBA Finals Most Valuable Player (1972)...NBA All-Star Game Most Valuable Player (1960).



#10 Maurice Cheeks

Jersey Retired: Feb. 6, 1995

Seasons with Franchise: 21 - Player, 11 (1978-89);

Assistant Coach, 7 (1994-01); Head Coach, 4 (2005-2009)

Maurice Cheeks, the consummate point guard, played 15 seasons in the NBA, 11 in Philadelphia, after being selected in the second round (36th overall) of the 1978 NBA Draft. He is the Sixers all-time leader in both steals and assists. In each of his 11 seasons in Philadelphia, Cheeks led the Sixers in assists and each of his first 10 seasons he also led the team in steals. Four times as a member of the 76ers he played in the NBA All-Star Game and was instrumental in the Sixers 1983 NBA championship. Additionally, Cheeks shares single-game records for most steals in an NBA Finals game and an NBA playoff game. During his stellar NBA career, Cheeks tallied 12,195 points, 7,392 assists and 2,310 steals. He served as an assistant coach with the Sixers for seven seasons (1994-01) and returned to Philadelphia for his first season as a head coach with the 76ers in 2005-06.

HIGHLIGHTS: Member of the 1983 NBA Championship team...NBA All-Defensive first team (1983, 1984, 1985, 1986)...NBA All-Defensive second team (1987)...NBA All-Star selection (1983, 1986, 1987, 1988).

RETIRED NUMBERS

#32 Billy Cunningham

Jersey Retired: Dec. 17, 1976

Seasons with Franchise: 17 - Player, 9 (1965-72, 1974-76);

Head Coach, 8 (1977-85)

Billy Cunningham, the 76ers first round draft choice in the 1965 NBA Draft (7th overall), played nine seasons for the Sixers and served as their head coach for eight years. The 1966 NBA Rookie of the Year scored 13,626 points during his career with the 76ers and made four consecutive All-Star Game appearances. Cunningham also played two seasons for the Carolina Cougars of the ABA and was the league's MVP and a first-team ABA All-Star in 1973. He compiled a 454-196 record as the Sixers head coach and guided the team to three division titles. Cunningham is the only member of the organization to capture an NBA championship as both a player (1967) and as a head coach (1983).

HIGHLIGHTS: All-NBA first team (1969, 1970, 1971)...All-NBA second team (1972)...NBA All-Rookie Team (1965)...elected to Naismith Memorial Hall of Fame (1986)...One of the 50 Greatest Players in NBA History (1996)...member of NBA Championship team (1967)...winningest coach (454-196) in franchise history.



#6 Julius Erving

Jersey Retired: April 18, 1988

Seasons with Franchise: 11 (1976-87)

One of the most popular athletes in Philadelphia sports history, Julius Erving played 11 seasons as a member of the 76ers after being acquired from the New York Nets in 1976. "Dr. J" was selected to play in the NBA All-Star Game in each of his 11 seasons in the league and became the first Sixers player to be chosen MVP of the All-Star Game on two occasions (1977, 1983). Erving was a member of the 76ers 1983 championship team and is the franchise's all-time leader in blocked shots. Prior to his entry into the NBA, Erving played five seasons in the ABA where he was named the league's MVP twice (1974, 1976) and the co-MVP in 1975. He guided the New York Nets to a pair of ABA titles and appeared in the ABA All-Star Game in each of his five seasons.

HIGHLIGHTS: NBA Most Valuable Player (1981)...All-NBA first team (1978, 1980, 1981, 1982, 1983)...All-NBA second team (1977, 1984)...J. Walter Kennedy Citizenship Award (1983)...elected to the Naismith Memorial Hall of Fame (1993)...NBA 35th Anniversary All-Time Team...One of the 50 Greatest Players in NBA History (1996)...member of NBA Championship team (1983)...All-Star Game Most Valuable Player (1977, 1983).



#15 Hal Greer

Jersey Retired: Nov, 19, 1976

Seasons with Franchise: 14 - Nationals, 5 (1958-63);

76ers, 9 (1963-73)

Hal Greer was the first player to have his number retired by the 76ers organization. Greer, who represented the 76ers in the NBA All-Star Game for 10-straight years (1961-70), is the only Sixers player to wear number 15. He was selected by the Syracuse Nationals in the second round (14th overall) of the 1958 NBA Draft. He played five seasons for Syracuse before the franchise moved to Philadelphia in 1963. Greer totaled 21,586 points during his 15-year career and helped lead the Sixers to the 1967 NBA championship. He currently ranks as the 76ers all-time leader in points scored, minutes played, field goals made, field goals attempted, games played and personal fouls.

HIGHLIGHTS: All-NBA second team (1963, 1964, 1965, 1966, 1967, 1968, 1969)...elected to Naismith Memorial Hall of Fame (1982)...One of the 50 Greastest Players in NBA History (1996)...member of NBA Championship team (1967)...NBA All-Star Game Most Valuable Player (1968).

RETIRED NUMBERS / HONOREE

3 Allen Iverson

Jersey Retired: Mar. 1, 2014

Seasons with Franchise: 12 (1996-2007, 2009-10)

Allen Iverson was the first overall pick by Philadelphia in the 1996 NBA Draft and played his first 10-plus seasons with the franchise. Considered by many to be the pound-for-pound toughest player in league history, Iverson was also one of the most iconic athletes of his generation. The crowning achievement in Iverson's career came in 2000-01 when he was named MVP of the league while leading the Sixers to the NBA Finals. Iverson has the seventh-highest scoring average in league history (26.7 ppg) and scored the second-most points in franchise history. He also owns the second-highest scoring average in playoff history (29.7 ppg), trailing only Michael Jordan. Iverson led the NBA in steals in three consecutive seasons from 2000-01 through 2002-03 and ranks eighth in the league history in steals per game (2.17).

HIGHLIGHTS: Selected to Naismith Memorial Basketball Hall of Fame (2016); NBA Most Valuable Player (2001); NBA Rookie of the Year (1997), 11-time NBA All-Star and two-time All-Star Game MVP; four-time NBA scoring champion; three-time NBA steals leader; three-time All-NBA First Team; three time All-NBA Second Team.

24 Bobby Jones

Jersey Retired: Nov. 7, 1986

Seasons with Franchise: 8 (1978-86)

One of the greatest defenders in NBA history, Bobby Jones played eight of his 10 NBA seasons for the 76ers. He was named to the NBA's All-Defensive first team eight consecutive seasons from 1977-84 and was a second team selection in 1985. In 1983, he captured the NBA Sixth Man Award and helped lead the Sixers to the NBA championship. A first round draft choice (15th overall) of the Houston Rockets in the 1974 NBA Draft, Jones began his professional career as a member of the ABA's Denver Nuggets. He was a member of the ABA All-Rookie team in 1985, an ABA All-Star in 1976 and a member of the ABA's All-Defensive Team in both 1975 and 1976. With the 76ers, he totaled 6,585 points and 2,942 rebounds.

HIGHLIGHTS: NBA Sixth Man Award (1983)...NBA All-Defensive first team (1977, 1978, 1979, 1980, 1981, 1982, 1983, 1984)...NBA All-Defensive second team (1985)...member of NBA Championship team (1983)...member of silver-medal winning U.S. Olympic team (1972)...NBA All-Star Game (1977, 1978, 1981, 1982).

David Zinkoff

Microphone Retired: March 25, 1986

Seasons with Franchise: 22 (1963-1985)

The only non-player to be recognized with a banner in the rafters of the Wachovia Center, Dave Zinkoff was the Sixers legendary public address announcer from their inception in 1963 until his passing on Christmas Day in 1985. Zinkoff also served as the public address announcer for the Philadelphia Warriors from 1946 through 1962 and at numerous college basketball games at Convention Hall. He also served in the same capacity for boxing and wrestling at Convention Hall and for the first-ever Sugar Bowl. In addition to having his microphone retired, Zinkoff Boulevard was dedicated on June 19, 1986.

>> Back to Table of Contents



4 Dolph Schayes

Jersey Retired: Mar. 12, 2016

Seasons with Franchise: 18 - Player, 15 (1950-64); Head Coach, 3 (1963-66)

Dolph Schayes played 14 seasons with the Syracuse Nationals (1949-63), before accompanying the team to Philadelphia and suting up for the Sixers in his final NBA campaign, 1963-64. Schayes served as player-coach during the 1963-64 season and would coach the Sixers for the next two seasons. As a coach, he registered a .538 winning percentage (129-111). In 996 career games with the Nationals/Sixers, Schayes averaged 18.5 points and 12.1 rebounds in 34.4 minutes per game. In 1954-55, Schayes led the Nationals to the franchise's first NBA title in a seven-game series against the Fort Wayne Pistons. A 12-time all-star, Hall of Fame inductee, and member of the NBA's 50 Greatest Players, Schayes was the NBA's all-time leading scorer (18,348 points) at the time of his retirement.

HIGHLIGHTS: Selected to Naismith Memorial Basketball Hall of Fame (1973); One of NBA's 50 Greatest Players (1996); 12-time NBA All-Star; Six-time All-NBA First Team; Six-time All-NBA Second Team; 1955 NBA Champion (Syracuse Nationals); NBA Coach of the Year (1966).

NOTES

>> Back to Table of Contents

TEAM SINGLE-GAME RECORDS

MOST POINTS	Game	163	vs. San Francisco	03/10/63
	1st Half	86	vs. Detroit	02/12/61
	2nd Half	95	at Seattle	12/20/67
	1st Quarter	50	at San Francisco	12/16/62
	2nd Quarter	48	vs. Detroit	02/12/61
	3rd Quarter	51	vs. Detroit	03/02/63
	4th Quarter	53	at Seattle	12/20/67
	OT	22	vs. Miami	4/15/05
MOST FGM	Game	69	vs. San Francisco	03/10/63
	Half	40	vs. Detroit	01/13/63
	Quarter	21	at San Francisco	12/16/62
MOST FGA	Game	140	vs. Philadelphia	03/01/61
		140	at Philadelphia	02/17/60
	Half	78	vs. Philadelphia	03/02/61
	Quarter	40	vs. Philadelphia	03/03/61
BEST FG PCT	Game	.686 (48-70)	vs. New Jersey	03/22/86
	Half	.758 (25-33)	vs. Portland	11/16/07
	Quarter	.938 (15-16)	vs. LA Lakers	12/02/66
MOST 3-PT FGM	Game	17	at Chicago	04/13/16
MOST 3-PT FGA	Game	46	vs. Milwaukee (OT)	04/10/16
		44	vs. Charlotte	03/29/16
MOST FTM	Game (5OT)	59	vs. Anderson	11/24/49
	Game	51	vs. Rochester	01/15/53
MOST FTA	Game (5OT)	86*	vs. Anderson	11/24/49
	Game	67	vs. Tri-Cities	11/17/49
		67	vs. Chicago	12/07/62
	Half	42	at San Francisco	12/18/65
	Quarter	27	at San Diego	11/08/67
		27	vs. Detroit	12/22/90
BEST FT PCT	Game	1.000	Several times; most without a miss:	
			at Boston (29-29)	11/2/57
MOST REBOUNDS	Game	97	vs. Philadelphia	02/21/57
		97	at Philadelphia	03/04/61
	Quarter	35	vs. New York	11/11/61
MOST OFF. REBOUNDS	Game	32	at Detroit (OT)	12/19/75
		32	vs. L.A. Lakers	01/08/75
	Half	19	vs. LA Clippers	01/08/86
MOST DEF. REBOUNDS	Game	54	vs. Washington (OT)	11/15/75
	Half	34	vs. Washington	11/16/75
MOST ASSISTS	Game	45	vs. Denver	12/07/88
	Half	25	vs. Cincinnati	03/19/71
		25	vs. Boston	11/05/77
		25	vs. Detroit	03/25/81
	Quarter	16	vs. Houston	11/21/82
MOST PERSONAL FOULS	Game (OT)	59	at Baltimore	11/15/52
	Game	50	vs. New York	02/15/53
	Half	28	at Boston	12/26/50
	Quarter	16	at Boston	12/26/50
		16	vs. San Diego	11/19/69
MOST STEALS	Game	24	vs. Detroit	11/11/78
	Half	14	vs. New York	02/20/08
	Quarter	10	vs. Phoenix	03/17/84
MOST TURNOVERS	Game (2OT)	39	at Detroit	11/07/69
	Game	38	vs. San Antonio	10/22/76
		38	vs. Atlanta	01/19/77
		38	at Phoenix	03/04/79

TEAM SINGLE-GAME & SINGLE SEASON RECORDS

MOST TURNOVERS (CONT.)	Half	20	at Phoenix	01/27/78
		20	vs. Atlanta	12/14/79
	Quarter	13	vs. Atlanta	12/14/79
		13	vs. Denver	02/16/83
MOST BLOCKED SHOTS	Game	20	vs. Seattle	03/09/84
	Quarter	9	vs. Orlando	01/31/92
		9	vs. New York	01/22/93
LONGEST WIN STREAK	Overall	18		03/03/66 to 11/04/66
	Single-Season	14		12/21/82 to 01/21/83
	Home (Overall)	36		01/14/66 to 01/20/67
	Home (Single-Season)	25		12/17/77 to 04/08/78
	Road	13		12/08/00 to 01/28/01
LONGEST LOSING STREAK	Season	26		01/31/14 to 03/27/14
	Home	18		01/17/14 to 03/21/14
	Road	20		12/28/87 to 03/04/88
LARGEST MARGIN OF VICTORY	Home	62	vs. New York	12/25/60
	Road	41	at Chicago	11/11/80

TEAM SINGLE-SEASON RECORDS

Field Goals	3965	1967-68
Field Goals Attempted	8875	1961-62
Field Goal Percentage	51.8	1981-82
3-Pt. Field Goals	764	2015-16
3-Pt. Field Goals Attempted	2255	2015-16
3-Pt. Field Goal Percentage	37.9	1994-95
Free Throws	2350	1962-63
Free Throws Attempted	3411	*1966-67
Free Throw Percentage	80.3	1956-57
Rebounds	5914	1967-68
Offensive	1385	1975-76
Defensive	2752	1976-77
Assists	2369	1980-81
Personal Fouls	2344	1961-62
Disqualifications	64	1950-51
Points	10143	1966-67
Average Points	125.2	1966-67
Steals	862	1985-86
Blocked Shots	653	1983-84
Turnovers	1915	1976-77
Most Road Wins	40	**1966-67
Most 100-point games	80	1966-67
	80	1969-70
Most Victories	68	1966-67
Best Percentage	.840 (68-13)	1966-67
Worst Percentage	.110 (9-73)	*1972-73
Most Consecutive 100-point Games	73	1961-62
	73	1966-67

** - League Record*
*** - includes Neutral Court Wins*

INDIVIDUAL SINGLE-GAME RECORDS

MOST POINTS	Game	68	Wilt Chamberlain	at Chicago	12/16/67
	1st Half	39	Wilt Chamberlain	vs. LA Lakers	02/07/66
	2nd Half	39	Hal Greer	vs. Philadelphia (at Boston)	02/14/59
		39	Wilt Chamberlain	at Chicago	12/16/67
		39	Allen Iverson	at Cleveland	04/12/97
	1st Quarter	21	Julius Erving	vs. Chicago	03/28/79
	2nd Quarter	23	Wilt Chamberlain	vs. LA Lakers	02/07/66
	3rd Quarter	22	Allen Iverson	vs. Chicago	01/17/01
		22	Allen Iverson	vs. Indiana	01/06/03
	4th Quarter	25	Andrew Toney	vs. Boston	03/21/82
MOST FGM	Game	30	Wilt Chamberlain	at Chicago	12/16/67
	Half	18	Hal Greer	vs. Philadelphia (at Boston)	02/14/59
	Quarter	10	Wilt Chamberlain	vs. LA Lakers	02/07/66
		10	Wilt Chamberlain	at Chicago	12/16/67
		10	Archie Clark	at Chicago	11/18/69
MOST FGA	Game	43	Wilt Chamberlain	vs. LA Lakers	02/07/66
	Half	23	Hal Greer	vs. Boston	02/21/64
		23	Wilt Chamberlain	vs. San Francisco	03/03/66
		23	Wilt Chamberlain	at Chicago	12/16/67
		23	Allen Iverson	vs. Minnesota	01/09/00
		23	Allen Iverson	vs. Indiana	01/06/03
MOST 3-PT. FGM	Game	9	Dana Barros	vs. Phoenix	01/27/95
MOST 3-PT. FGA	Game	17	Robert Covington	vs. Milwaukee	04/10/16
		17	Vernon Maxwell	vs. New Jersey	04/08/96
MOST CONSECUTIVE FG	Single-Game	*18	Wilt Chamberlain	vs. Baltimore (at Pittsburgh)	02/24/67
	Multiple Games	*35	Wilt Chamberlain	4 Games	2/17/67 to 2/28/67
MOST FTM	Game	24	Willie Burton	vs. Miami	12/13/94
		24	Allen Iverson	vs. Orlando	02/12/05
	Half	18	Willie Burton	vs. Miami	12/13/94
	Quarter	13	Willie Burton	vs. Miami	12/13/94
MOST FTA	Game	30	Wilt Chamberlain	vs. Seattle	12/01/67
	Half	22	Willie Burton	vs. Miami	12/13/94
	Quarter	16	Willie Burton	vs. Miami	12/13/94
MOST FTM W/O A MISS		18 of 18	Dolph Schayes	vs. Minneapolis	01/10/57
		18 of 18	Dolph Schayes	vs. Boston	03/09/57
		18 of 18	Dolph Schayes	vs. LA Lakers	10/29/60
MOST REBOUNDS	Game	43	Wilt Chamberlain	vs. Boston	03/06/65
	Half	25	Wilt Chamberlain	vs. Boston	04/05/67
	Quarter	16	Wilt Chamberlain	vs. San Francisco	03/02/67
MOST OFF. REBOUNDS	Game	16	Charles Barkley	vs. New York	03/04/87
		16	Charles Barkley	vs. Denver	03/20/87
	Half	13	Charles Barkley	vs. New York	03/04/87
	Quarter	11	Charles Barkley	vs. New York	03/04/87
MOST DEF. REBOUNDS	Game	22	Caldwell Jones	vs. Milwaukee	02/18/79
	Half	13	Billy Cunningham	vs. LA Lakers	02/05/75
	Quarter	10	Caldwell Jones	vs. Golden State	01/22/78
		10	Moses Malone	vs. Portland	01/23/82
		10	Moses Malone	vs. Cleveland	02/15/85
		10	Dikembe Mutombo	vs. Chicago	12/01/02
MOST ASSISTS	Game	21	Wilt Chamberlain	vs. Detroit	02/02/68
		21	Maurice Cheeks	vs. New Jersey	10/30/82
	Half	13	Maurice Cheeks	vs. San Diego	03/03/82
	Quarter	9	Maurice Cheeks	vs. Indiana	04/11/86
		9	Darryl Dawkins	vs. Cleveland	05/05/90
		9	Eric Snow	vs. Atlanta	01/29/03

INDIVIDUAL SINGLE-GAME RECORDS

		9	Andre Iguodala	vs. New York	02/04/11
MOST PERSONAL FOULS	Game	7	Alex Hannum	at Boston (4OT)	12/26/50
		7	Wally Osterkorn	at Baltimore (OT)	11/15/52
	Half	6	Connie Dierking	vs. Cincinnati (at New York)	11/17/59
		6	Charles Barkley	vs. Boston	12/22/87
		6	Hal Greer	vs. Milwaukee	02/10/70
		6	Bud Ogden	vs. Phoenix	02/15/70
		6	Doug Collins	vs. Cleveland	01/08/75
		6	Clyde Lee	vs. Portland	03/12/75
	Quarter	6	Connie Dierking	vs. Cincinnati (at New York)	11/17/59
		6	Bud Ogden	vs. Phoenix	02/15/70
MOST STEALS	Game	9	Maurice Cheeks	vs. LA Clippers	01/05/87
		9	Hersey Hawkins	vs. Boston	01/25/91
		9	Allen Iverson	vs. Orlando	03/19/00
		9	Allen Iverson	vs. L.A. Lakers (OT)	12/20/02
		9	Michael Carter-Williams	vs. Miami	10/30/14
	Half	7	Maurice Cheeks	vs. Phoenix	03/17/84
		7	Maurice Cheeks	vs. LA Clippers	01/05/87
		7	Allen Iverson	vs. Orlando	03/19/00
	Quarter	6	George McGinnis	vs. Denver	12/01/76
MOST TURNOVERS	Game	12	Allen Iverson	vs. Golden State	03/08/05
	Half	7	Julius Erving	at Atlanta	11/15/77
		7	George McGinnis	vs. New Jersey	02/19/78
		7	Charles Barkley	vs. Portland	02/19/86
		7	Charles Barkley	vs. Dallas	03/30/86
		7	Charles Barkley	vs. Sacramento	03/11/88
		7	Cliff Robinson	vs. New York	04/05/88
		7	Allen Iverson	vs. Vancouver	11/30/96
		7	Allen Iverson	vs. Washington	11/28/01
		7	Allen Iverson	vs. Golden State	03/08/05
	Quarter	6	George McGinnis	vs. New Jersey	02/19/78
		6	Bobby Jones	vs. Indiana	10/24/79
		6	Cliff Robinson	vs. Cleveland	11/24/87
		6	Charles Barkley	vs. Sacramento	03/11/88
		6	Allen Iverson	vs. Atlanta	12/09/96
		6	Allen Iverson	vs. Atlanta	01/17/97
MOST BLOCKED SHOTS	Game	10	Harvey Catchings	vs. Atlanta	03/21/75
		10	Manute Bol	at Sacramento	02/14/91
		10	Dikembe Mutombo	at Chicago	12/01/02
	Half	10	Harvey Catchings	vs. Atlanta	03/21/75
	Quarter	8	Dikembe Mutombo	at Chicago	12/01/02
MOST CONSEC. PTS.	Single-Game	32	Larry Costello (13 FG, 6 FT)	at Boston	12/08/61
	Without a Miss	31	Charles Barkley (10 FG, 2 3FG, 9 FT)	vs. San Antonio	03/24/89

SIXERS ALL-TIME TOP PERFORMANCES: 50+ POINT CLUB

PTS	PLAYER	OPP	DATE	FGM-A	3PM-A	FTM-A	W/L	SCORE
68	Wilt Chamberlain	at CHI	12/16/67	30-40	---	8-22	W	143-123
65	Wilt Chamberlain	vs LA	02/07/66	28-43	---	9-20	W	132-125
62	Wilt Chamberlain	vs SF	03/03/66	26-39	---	10-19	W	135-125
60	Allen Iverson	vs ORL	02/12/05	17-36	2-5	24-27	W	112-99
58	Allen Iverson	vs HOU	01/15/02	21-42	2-3	14-14	W	112-106 (OT)
58	Wilt Chamberlain	vs CIN	02/13/67	26-34	---	6-14	W	131-123
54	Allen Iverson	at MIL	12/18/04	17-29	4-7	16-21	W	116-97
54	Allen Iverson	at CLE	01/06/01	20-30	4-7	10-13	W	107-103
53	Allen Iverson	at ATL	12/23/05	17-31	0-1	19-21	L	108-111
53	Willie Burton	vs MIA	12/13/94	12-19	5-8	24-28	W	105-90
53	Wilt Chamberlain	vs LA	03/18/68	24-29	---	5-10	W	158-128
53	Wilt Chamberlain	at SEA	12/20/67	20-23	---	13-26	W	160-122
53	Wilt Chamberlain	vs LA	01/25/66	21-41	---	11-13	W	110-106
53	Wilt Chamberlain	vs DET	10/23/65	21-25	---	11-15	W	120-103
52	Wilt Chamberlain	vs SEA	12/01/67	22-29	---	8-30	W	133-109
51	Allen Iverson	vs UTA	12/20/04	18-31	4-6	11-17	L	101-103
51	Allen Iverson	vs TOR	01/21/01	20-40	4-8	7- 8	L	106-110 (OT)
51	Moses Malone	vs DET	11/14/84	18-32	0-0	15-18	L	133-137 (OT)
51	Wilt Chamberlain	at BAL	03/14/65	23-35	---	5- 9	L	126-143
50	Allen Iverson	vs ATL	11/29/03	20-34	4-7	6- 8	W	98-86
50	Allen Iverson	vs SAC	02/06/00	20-40	1-7	9-11	W	119-108
50	Allen Iverson	at CLE	04/12/97	17-32	5-9	11-18	L	118-125
50	Dana Barros	vs HOU	03/14/95	21-26	6-8	2- 2	L	107-136
50	Wilt Chamberlain	vs NY	01/02/66	22-38	---	6-11	W	133-122
50	Hal Greer	vs BOS	02/21/64	19-39	---	12-14	W	144-119
50	Dolph Schayes	at BOS	02/01/59	18-34	---	14-17	L	137-139 (OT)

SIXERS ALL-TIME 40-POINT CLUB

PTS	PLAYER	OPP	DATE	W/L
49	Wilt Chamberlain	vs LA	01/07/66	L
49	Allen Iverson	at MIL	02/13/01	W
48	Wilt Chamberlain	at CIN	03/05/65	W
48	Hal Greer	at SEA	02/05/69	W
48	Allen Iverson	at MIL	03/01/05	W
48	Allen Iverson	vs CHA	04/06/05	W
47	Dolph Schayes	vs PHI	03/03/57	W
47	George Yardley	vs BOS	01/12/60	W
47	Wilt Chamberlain	at SEA	12/17/67	W
47	Billy Cunningham	at POR	12/17/71	L
47	Charles Barkley	at ATL	02/09/88	L
47	Allen Iverson	vs ORL	02/02/01	L**
47	Allen Iverson	at CHA	02/24/01	L
47	Allen Iverson	vs ATL	03/09/01	W
47	Allen Iverson	at BOS	01/25/02	W
47	Allen Iverson	vs WAS	03/03/06	W
47	Allen Iverson	at NY	03/31/06	W
46	Wilt Chamberlain	at CIN	11/17/65	L
46	Wilt Chamberlain	at BAL	12/08/65	L
46	Billy Cunningham	vs SEA	11/08/69	L
46	Andrew Toney	vs LA	03/07/82	W
46	Charles Barkley	vs MIL	02/11/88	W*
46	Allen Iverson	vs SA	02/12/99	L
46	Allen Iverson	at ORL	11/10/99	L
46	Allen Iverson	at SAC	12/30/00	W*
46	Allen Iverson	vs GS	02/20/02	W
46	Allen Iverson	vs CLE	03/06/02	W
46	Allen Iverson	vs UTA	01/11/06	L
46	Allen Iverson	vs CHI	11/24/06	W
45	Hal Greer	at BOS	02/14/59	L
45	Wilt Chamberlain	at SF	12/20/65	L
45	Billy Cunningham	at ATL	01/16/72	L
45	Julius Erving	vs BOS	11/01/80	W*
45	Charles Barkley	at PHO	12/28/90	L
45	Allen Iverson	vs MIL	01/03/00	W*
45	Allen Iverson	vs UTA	12/20/00	L
45	Allen Iverson	vs MIA	01/24/05	W
45	Allen Iverson	at MIL	11/23/05	L
45	Allen Iverson	at MIA	11/27/06	L
44	Hal Greer	vs PHI	01/21/62	L*
44	Wilt Chamberlain	vs BAL	01/18/66	W
44	Billy Cunningham	vs NYK	01/22/69	W **
44	Julius Erving	vs HOU	10/13/79	W
44	Julius Erving	vs DET	12/11/82	W
44	Allen Iverson	at CHI	04/07/97	L
44	Allen Iverson	at MIL	04/11/97	L
44	Allen Iverson	vs TOR	03/22/00	W
44	Allen Iverson	vs DET	01/26/01	W
43	Hal Greer	at NY	11/30/63	W
43	Wilt Chamberlain	vs CIN	01/28/66	W
43	Wilt Chamberlain	at BAL	02/11/67	L
43	Hal Greer	at BOS	03/03/68	W
43	Julius Erving	at CLE	01/19/78	L
43	Andrew Toney	at CLE	02/18/85	L
43	Charles Barkley	at UTA	11/30/87	W
43	Charles Barkley	vs NJ	02/19/88	W
43	Charles Barkley	at NY	03/16/89	W
43	Hersey Hawkins	at ORL	11/13/91	W
43	Allen Iverson	at MIN	04/10/98	L
43	Allen Iverson	at MIN	03/28/00	W
43	Allen Iverson	vs CHI	01/17/01	W
43	Allen Iverson	at DET	02/23/01	W
43	Allen Iverson	vs NJ	03/01/02	W
43	Allen Iverson	at IND	04/15/05	W
43	Allen Iverson	vs CHA	12/09/05	W
42	Dolph Schayes	vs BOS	12/09/56	W

SIXERS ALL-TIME 40-POINT CLUB

PTS	PLAYER	OPP	DATE	W/L
42	Johnny Kerr	at CIN	12/20/57	W
42	Lee Shaffer	vs CIN	11/28/63	L
42	Hal Greer	at DET	12/01/63	W
42	Hal Greer	at STL	03/11/64	W
42	Wilt Chamberlain	at LA	11/24/65	L
42	Wilt Chamberlain	vs BAL	02/24/67	W
42	Andrew Toney	at IND	03/15/83	W
42	Julius Erving	vs HOU	02/08/84	W
42	Moses Malone	at CHI	02/25/86	W
42	Charles Barkley	vs WAS	03/13/88	W
42	Charles Barkley	vs CHI	11/16/88	W
42	Charles Barkley	vs MIL	12/04/90	W*
42	Allen Iverson	at NJ	12/23/99	L
42	Allen Iverson	vs LAC	02/16/01	W
42	Allen Iverson	at TOR	03/03/02	W
42	Allen Iverson	at ORL	03/31/03	W*
42	Allen Iverson	at CHI	04/15/03	L
42	Allen Iverson	vs SA	02/15/06	W
42	Allen Iverson	at TOR	11/16/05	W
42	Allen Iverson	at NJ	12/10/05	W
41	Dolph Schayes	vs MIN	01/17/52	W***
41	Lee Shaffer	vs CHI	02/19/63	W
41	Hal Greer	vs SF	01/28/64	L
41	Wilt Chamberlain	vs BAL	11/30/65	L
41	Wilt Chamberlain	vs BAL	01/06/66	W
41	Wilt Chamberlain	at STL	01/09/66	W
41	Wilt Chamberlain	at DET	01/12/66	L
41	Wilt Chamberlain	vs DET	02/14/66	W
41	Wilt Chamberlain	at BAL	11/25/66	W
41	Hal Greer	vs DET	10/21/67	W
41	Billy Cunningham	at SF	02/22/69	W
41	Billy Cunningham	at BAL	12/25/69	L
41	Billy Cunningham	at HOU	10/14/71	W
41	Billy Cunningham	at BOS	01/30/72	L
41	Fred Carter	at MIL	02/18/72	W
41	Julius Erving	vs HOU	11/23/79	W
41	Julius Erving	at CLE	03/16/80	L
41	Charles Barkley	at CLE	12/13/86	L
41	Charles Barkley	vs POR	11/30/88	W
41	Charles Barkley	at DEN	01/05/91	W
41	Dana Barros	vs LAL	01/21/95	W*
41	Vernon Maxwell	vs NJ	04/08/96	W
41	Allen Iverson	vs LAL	03/19/99	W
41	Allen Iverson	vs NJ	02/09/00	W
41	Allen Iverson	vs SEA	01/05/01	W
41	Allen Iverson	vs WAS	03/02/01	W
41	Allen Iverson	at MIA	04/10/01	L
41	Allen Iverson	vs IND	03/08/02	W
41	Allen Iverson	vs MIN	12/18/02	W
41	Allen Iverson	at CLE	02/21/03	W
41	Allen Iverson	vs SEA	01/09/06	W
41	Allen Iverson	vs SAC	01/24/06	W
40	Dolph Schayes	vs MIN	01/06/55	L
40	Dolph Schayes	vs MIN	01/10/57	L
40	Dolph Schayes	at BOS	12/07/60	W
40	Hal Greer	vs NY	01/14/62	W
40	Wilt Chamberlain	vs LA	02/18/65	L
40	Wilt Chamberlain	at BAL	02/21/65	W
40	Wilt Chamberlain	vs DET	12/10/65	L
40	Hal Greer	vs LAL	10/17/69	W
40	Billy Cunningham	at CIN	10/18/69	W
40	Billy Cunningham	at PHO	02/03/70	L
40	Fred Carter	vs CLE	01/12/73	L**
40	Julius Erving	vs WAS	04/09/77	W
40	Julius Erving	vs WAS	03/12/80	W
40	Andrew Toney	vs NY	04/10/83	W
40	Andrew Toney	at CLE	01/07/84	L
40	Charles Barkley	vs CHI	01/30/87	W
40	Charles Barkley	at NY	12/17/87	W
40	Charles Barkley	vs BOS	12/22/87	L
40	Charles Barkley	vs DEN	12/07/90	W
40	Charles Barkley	at GS	02/16/91	L
40	Hersey Hawkins	at MIA	04/10/93	L
40	Allen Iverson	vs ATL	04/09/97	L
40	Allen Iverson	vs WAS	04/14/97	L
40	Allen Iverson	at HOU	02/03/00	L
40	Allen Iverson	vs WAS	11/28/01	L
40	Allen Iverson	at CLE	12/15/01	W
40	Allen Iverson	vs SA	01/13/01	W
40	Allen Iverson	vs LAL	02/14/01	W
40	Allen Iverson	at WAS	11/11/03	W
40	Allen Iverson	at SEA	03/07/03	W
40	Allen Iverson	vs MIL	12/12/04	W
40	Allen Iverson	at IND	12/22/04	W
40	Allen Iverson	at SEA	02/19/04	W
40	Allen Iverson	at NY	11/26/05	L
40	Allen Iverson	at BOS	11/30/05	L
40	Allen Iverson	at HOU	03/01/06	W
40	Allen Iverson	at NJ	04/12/06	W

* Denotes number of overtimes.

ALL-TIME TOP PERFORMANCES

Since the 1949-50 season, the Syracuse Nationals first season in the NBA, there have been 181 40-plus point games recorded in franchise history, by 17 different players. Additionally, there have been 26 50-plus point games recorded, by seven different players:

ALL-TIME 40-POINT GAMES

Allen Iverson	76
Wilt Chamberlain	31
Charles Barkley	17
Hal Greer	12
Billy Cunningham	10
Julius Erving	9
Dolph Schayes	7
Andrew Toney	5
Moses Malone	2
Dana Barros	2
Hersey Hawkins	2
Fred Carter	2
Lee Shaffer	2
George Yardley	1
Johnny Kerr	1
Vernon Maxwell	1
Willie Burton	1
TOTAL	**181 (120-61)**

ALL-TIME 50-POINT GAMES

Wilt Chamberlain	11
Allen Iverson	10
Dana Barros	1
Willie Burton	1
Hal Greer	1
Moses Malone	1
Dolph Schayes	1
TOTAL	**26 (20-6)**

SIXERS ALL-TIME BEST SINGLE-GAME PERFORMANCES

MOST FIELD GOALS MADE

FGM	PLAYER	OPP	DATE
30	Wilt Chamberlain	at CHI	12/16/67
28	Wilt Chamberlain	vs. LAL	02/07/66
26	Wilt Chamberlain	vs. SF	03/03/66
26	Wilt Chamberlain	vs. CIN	02/13/67
24	Wilt Chamberlain	vs. LAL	03/18/68
23	Wilt Chamberlain	at BAL	03/14/65
22	Wilt Chamberlain	vs. NY	01/02/66
22	Wilt Chamberlain	vs. SEA at BOS	12/01/67
21	George Yardley	vs. BOS	01/12/60
21	Wilt Chamberlain	vs. DET	10/23/65
21	Wilt Chamberlain	vs. LAL at MEM	01/25/66
21	Andrew Toney	vs. LAL	03/07/82
21	Dana Barros	vs. HOU	03/14/95
21	Allen Iverson	vs. HOU	01/15/02
21	Allen Iverson	vs. NOH	04/20/03

THREE-POINT FIELD GOALS

3FG	PLAYER	OPP	DATE
9	Dana Barros	vs PHO	01/27/95
8	Willie Burton	vs MIL	01/25/95
8	Isaiah Canaan	at OKC (OT)	03/04/15
7	Tim Perry	vs CHA	02/07/94
7	Dana Barros	vs LAL (OT)	01/21/95
7	Trevor Ruffin	vs UTA	12/20/95
7	Vernon Maxwell	vs NJ	04/08/96
7	Kyle Korver	vs IND (OT)	11/12/04
7	Jodie Meeks	vs. CHA	12/04/10
7	Jodie Meeks	vs. CLE	03/27/12
7	Dorell Wright	at DAL	12/18/12
7	Robert Covington	vs. SAC	02/10/16
7	Robert Covington	vs. NYK	04/08/16

MOST FREE THROWS

FTM	PLAYER	OPP	DATE
24 (of 28)	Willie Burton	vs. MIA	12/13/94
24 (of 27)	Allen Iverson	vs ORL	02/12/05
23 (of 27)	Dolph Schayes	vs. MIN	01/17/52
21 (of 25)	Dolph Schayes	vs. NY	02/15/53
21 (of 23)	Moses Malone	vs. NY	02/13/85
21 (of 26)	Charles Barkley	at ATL	02/09/88
20 (of 22)	Dolph Schayes	at CIN	10/26/57
20 (of 22)	Moses Malone	vs. GSW	02/20/85
20 (of 24)	Charles Barkley	vs. NY	03/16/88
20 (of 24)	Allen Iverson	vs. HOU	02/06/06
19 (of 24)	Dolph Schayes	vs. BOS	03/11/54
19 (of 20)	Dolph Schayes	vs. STL	01/19/57
19 (of 22)	Dolph Schayes	at MIN	12/07/57
19 (of 20)	Julius Erving	vs. CHI	03/28/79
19 (of 22)	Moses Malone	vs. UTA	12/20/85
19 (of 21)	Allen Iverson	at ATL	12/23/05

MOST REBOUNDS

REB	PLAYER	OPP	DATE
43	Wilt Chamberlain	vs BOS	03/06/65
42	Wilt Chamberlain	vs BOS	01/14/66
40	Wilt Chamberlain	vs BOS	12/28/65
38	Wilt Chamberlain	vs SF	03/02/67
38	Wilt Chamberlain	at SEA	12/20/67
37	Wilt Chamberlain	vs SF	03/03/66
37	Wilt Chamberlain	vs SEA	12/01/67
36	Wilt Chamberlain	vs BOS	03/05/66
36	Wilt Chamberlain	vs STL	03/09/66
36	Wilt Chamberlain	vs CIN	02/28/67

MOST ASSISTS

AST	PLAYER	OPP	DATE
21	Wilt Chamberlain	vs DET	02/02/68
21	Maurice Cheeks	vs NJ	10/30/82
19	Wilt Chamberlain	vs CIN (OT)	03/19/68
19	Maurice Cheeks	vs WAS	04/13/87
19	Dana Barros	at PHO	01/04/95
18	Paul Seymour	at PHI	01/26/55
18	Larry Costello	vs BOS	03/03/60
18	Maurice Cheeks	vs SA	11/07/86
18	Andre Miller	vs CHI	03/26/08
17	Wilt Chamberlain	at CIN	02/17/67
17	Maurice Cheeks	vs HOU	11/21/81
17	Maurice Cheeks	vs SD	03/03/82
17	Maurice Cheeks	vs WAS	11/14/82

MOST STEALS

STL	PLAYER	OPP	DATE
9	Maurice Cheeks	vs LAC	01/05/87
9	Hersey Hawkins	vs BOS	01/25/91
9	Allen Iverson	vs ORL	03/19/00
9	Allen Iverson	vs LAL (OT)	12/20/02
9	Michael Carter-Williams	vs. MIA	10/30/14
8	Julius Erving	vs WAS	11/12/76
8	Henry Bibby	at POR	03/01/77
8	Maurice Cheeks	vs PHO	03/17/84
8	Maurice Cheeks	vs SA	11/07/86
8	Hersey Hawkins	vs MIL (OT)	12/04/90
8	Allen Iverson	at ATL	03/29/03
8	Allen Iverson	at CHI	11/07/03
8	Robert Covington	at HOU	11/27/15

MOST BLOCKS

BLK	PLAYER	OPP	DATE
10	Harvey Catchings	vs ATL	03/21/75
10	Manute Bol	at SAC	02/14/91
10	Dikembe Mutombo	at CHI	12/01/01
9	Moses Malone	vs SD (OT)	11/13/83
9	Manute Bol	vs BOS	04/18/91
9	Manute Bol	at LAL (OT)	03/05/93
9	Shawn Bradley	at DAL	01/07/94
9	Shawn Bradley	vs LAC	11/18/94
9	Theo Ratliff	at VAN (OT)	03/24/99
9	Theo Ratliff	vs WAS	11/29/00
9	Dikembe Mutombo	vs ATL	03/09/01
9	Dikembe Mutombo	vs MEM	12/02/01
9	Samuel Dalembert	vs NY	04/03/04
9	Samuel Dalembert	vs. MIN	12/12/07
9	Nerlens Noel	vs. IND	02/20/15

MOST TURNOVERS

TO	PLAYER	OPP	DATE
12	Allen Iverson	vs. GSW	03/08/05
11	Allen Iverson	vs. CHI	03/19/05
10	Julius Erving	at ATL	11/15/77
10	Darryl Dawkins	at PHO	03/04/79
10	Charles Barkley	vs NJ	03/27/87
10	Cliff Robinson	vs NY	04/05/88
10	Allen Iverson	vs VAN	11/30/96
10	Clarence Weatherspoon	at BOS (OT)	01/22/97
10	Allen Iverson	vs ORL	03/28/01
10	Robert Covington	vs. MEM	12/13/14

OPPONENTS 50-POINT CLUB

PTS	PLAYER	OPP	DATE	FGM-A	3PM-A	FTM-A	W/L	SCORE
70	Wilt Chamberlain	vs. SF	03/10/1963	27-38	---	16-22	W	163-148
63	Wilt Chamberlain	vs. SF	11/26/1964	27-58	---	9-20	W	128-117
62	Wilt Chamberlain	vs. PHI	01/21/1962	25-42	---	12-17	L	132-139
61	Wilt Chamberlain	at SF	12/11/1962	27-57	---	7-11	L	124-136
59	Wilt Chamberlain	vs. SF	01/28/1964	24-36	---	11-20	L	117-139
57	Richie Guerin	at NY	12/11/1959	18-31	---	21-26	L	121-152
56	Wilt Chamberlain	at PHI	01/05/1961	20-32	---	16-22	L	127-139
56	Elgin Baylor	at LA	01/24/1961	19-30	---	18-20	L	107-116
56	Wilt Chamberlain	vs. PHI	03/01/1961	22-44	---	12-20	W	149-128
56	Michael Jordan	at CHI	03/24/1987	22-32	0-1	12-15	L	91-93
55	Wilt Chamberlain	at PHI	10/27/1961	21-45	---	13-21	W	126-122
55	Wilt Chamberlain	at PHI	11/09/1961	20-38	---	15-27	L	108-151
55	Rick Barry	at GS	01/23/1975	23-49	---	9-10	L	100-108
53	Kareem Abdul-Jabbar	at MIL	02/18/1972	18-28	---	17-22	W	132-126
53	Jimmy Butler	vs. CHI	01/14/2016	15-30	2-4	21-25	W	115-111 (OT)
52	George Yardley	at DET	02/04/1958	18-31	---	16-16	L	113-118
52	Michael Jordan	vs. CHI	11/16/1988	24-29	0-1	4- 4	W	123-110
51	Bob Pettit	vs. STL	12/21/1957	18-27	---	15-20	L	136-146
51	Wilt Chamberlain	at PHI	12/26/1961	21-53	---	9-15	L	111-118
51	Rick Barry	at GS	02/23/1974	22-40	---	7- 8	L	106-125
51	Rick Barry	at GS	10/29/1977	22-38	---	7- 8	L	110-113
50	Neil Johnston	vs. PHI	02/16/1954	18-30	---	14-16	L	77-95
50	Elgin Baylor	at LA	12/04/1961	17-34	---	16-22	L	120-131
50	Wilt Chamberlain	at PHI	02/04/1962	19-35	---	12-18	L	117-128
50	Elgin Baylor	at LA	12/12/1962	20-29	---	10-13	L	120-126
50	Oscar Robertson	vs. CIN	02/06/1965	17-32	---	16-16	W	127-122
50	Pete Maravich	at ATL	01/16/1972	18-29	---	14-16	L	116-124
50	Bernard King	at GS	01/03/1981	20-25	0-0	10-11	W	119-105
50	James Harden	at HOU	11/27/2015	14-28	6-12	16-20	W	116-114

OPPONENTS TOP-5 SINGLE-GAME PERFORMANCES

MOST REBOUNDS

REB	PLAYER	OPP	DATE
51	Bill Russell	at BOS	02/05/60
45	Wilt Chamberlain	at PHI	02/06/60
41	Bill Russell	at BOS	02/12/58
40	Wilt Chamberlain	at PHI	11/04/59
40	Jerry Lucas	vs. CIN	02/29/64

MOST ASSISTS

AST	PLAYER	OPP	DATE
23	Jerry West	at LAL	02/01/67
22	Oscar Robertson	at CIN	10/29/61
22	John Stockton	vs. UTA	12/18/92
22	Sherman Douglas	vs. BOS	04/03/94
22	Andre Miller	at CLE	12/15/01

MOST STEALS

STL	PLAYER	OPP	DATE
10	Fred Brown	vs. SEA	12/03/76
10	Eddie Jordan	vs. NJ	03/23/79
10	Ron Harper	at CLE	03/10/87
10	Mookie Blaylock	at ATL	04/14/98
10	Michael Finley	at DAL	01/23/01

MOST BLOCKED SHOTS

BLK	PLAYER	OPP	DATE
13	Darryl Dawkins	at NJ	11/05/83
11	Mark Eaton	at UTA	12/30/88
11	Manute Bol	vs. GS	01/27/89
11	Greg Ostertag	at UTA (OT)	01/06/98
11	Joakim Noah	at CHI	02/28/12

MOST FREE THROWS

FTM	PLAYER	OPP	DATE
21	Richie Guerin	at NY	12/11/59
21	Lenny Wilkens	vs. SEA	11/08/69
21	Jimmy Butler	vs. CHI (OT)	01/14/16
20	Jerry West	at LAL	12/21/66
19	Bob Pettit	at STL	12/27/56
19	Jerry West	vs. LAL	12/17/65
19	Bob Rule	at SEA	11/15/69

MOST FIELD GOALS

FGM	PLAYER	OPP	DATE
27	Wilt Chamberlain	at SF	12/11/62
27	Wilt Chamberlain	vs. SF	03/10/63
27	Wilt Chamberlain	vs. SF	11/26/64
25	Wilt Chamberlain	vs. PHI (OT)	01/21/62
24	Wilt Chamberlain	vs. SF	01/28/64
24	Michael Jordan	vs. CHI	11/16/88

ALL-TIME INDIVIDUAL HIGHS (SINGLE-SEASON)

MOST GAMES PLAYED

Wilt Chamberlain	1967-68	82
Matt Guokas	1967-68	82
Luke Jackson	1967-68	82
Hal Greer, Chet Walker	1967-68	82
Hal Greer, Chet Walker, Darrall Imhoff	1968-69	82
Archie Clark, Billy Cunningham	1968-69	82
Bailey Howell	1970-71	82
Fred Boyd, Manny Leaks	1972-73	82
Steve Mix	1973-74	82
Leroy Ellis	1974-75	82
Fred Carter	1975-76	82
Caldwell Jones, Julius Erving	1976-77	82
Henry Bibby, Steve Mix	1977-78	82
Henry Bibby, Maurice Cheeks	1978-79	82
Henry Bibby	1979-80	82
Julius Erving, Lionel Hollins	1980-81	82
Charles Barkley, Sedale Threatt	1984-85	82
Maurice Cheeks	1985-86	82
Mike Gminski, Ron Anderson, Brooks	1988-89	82
Hersey Hawkins	1989-90	82
Ron Anderson, Manute Bol	1990-91	82
Ron Anderson, Johnny Dawkins	1991-92	82
Clarence Weatherspoon	1992-93	82
Clarence Weatherspoon	1993-94	82
Dana Barros, Shawn Bradley	1994-95	82
Clarence Weatherspoon, Michael Cage	1996-97	82
Aaron McKie, Eric Snow	1999-00	82
George Lynch	2000-01	82
Allen Iverson, Eric Snow	2002-03	82
Samuel Dalembert, Eric Snow	2003-04	82
Kyle Korver, Andre Iguodala	2004-05	82
Kyle Korver, Andre Iguodala, John Salmons	2005-06	82
Samuel Dalembert	2006-07	82
S. Dalembert, A. Iguodala, A. Miller	2007-08	82
S. Dalembert, A. Iguodala, A. Miller	2008-09	82
Samuel Dalembert, Andre Iguodala	2009-10	82
Jrue Holiday, Thaddeus Young	2010-11	82
Spencer Hawes, Evan Turner	2012-13	82

MOST POINTS

1.	Wilt Chamberlain	1965-66	2649
2.	Allen Iverson	2005-06	2377
3.	Allen Iverson	2004-05	2302
4.	Charles Barkley	1987-88	2264
5.	Allen Iverson	2002-03	2262
6.	Allen Iverson	2000-01	2207
7.	Billy Cunningham	1969-70	2114
8.	Julius Erving	1979-80	2100
9.	Charles Barkley	1988-89	2037
10.	Billy Cunningham	1968-69	2034

BEST SCORING AVERAGE

Min. 20 Games Played

1.	Wilt Chamberlain	1965-66	33.5
2.	Allen Iverson	2005-06	33.0
3.	Allen Iverson	2001-02	31.4
4.	Allen Iverson	2000-01	31.1
5.	Allen Iverson	2004-05	30.7
6.	Wilt Chamberlain	1964-65	30.1
7.	Allen Iverson	1999-00	28.4
8.	Charles Barkley	1987-88	28.3
9t.	Charles Barkley	1990-91	27.6
9t.	Allen Iverson	2002-03	27.6

MOST MINUTES

1.	Wilt Chamberlain	1967-68	3836
2.	Wilt Chamberlain	1965-66	3737
3.	Wilt Chamberlain	1966-67	3682
4.	Allen Iverson	2002-03	3485
5.	Billy Cunningham	1968-69	3345
6.	Hal Greer	1965-66	3326
7.	Dana Barros	1994-95	3318
8.	Hal Greer	1968-69	3311
9.	Maurice Cheeks	1985-86	3270
10.	Andre Iguodala	2008-09	3269

SIXERS INDIVIDUAL SINGLE-SEASON RECORDS

Total Points	2649	Wilt Chamberlain	1965-66
Average Points per Game	33.5	Wilt Chamberlain	1965-66
Minutes Played	3836	Wilt Chamberlain	1967-68
FG	1074	Wilt Chamberlain	1965-66
FGA	1990	Wilt Chamberlain	1965-66
FG Percentage	.683	Wilt Chamberlain	1966-67
3-PT FG	226	Kyle Korver	2004-05
3-PT FG Attempted	558	Kyle Korver	2004-05
3-PT FG Percentage	.464	Dana Barros	1994-95
FT Made	737	Moses Malone	1984-85
FT Attempted	976	Wilt Chamberlain	1965-66
FT Percentage	.938	Mike Gminski	1987-88
Rebounds	1957	Wilt Chamberlain	1966-67
Rebounds Offensive	445	Moses Malone	1982-83
Rebounds Defensive	749	Moses Malone	1982-83
Assists	753	Maurice Cheeks	1985-86
Personal Fouls	338	Shawn Bradley	1994-95
Disqualifications	18	Shawn Bradley	1994-95
Steals	225	Allen Iverson	2002-03
Blocked Shots	274	Shawn Bradley	1994-95
Turnovers	350	Charles Barkley	1985-86

ALL-TIME INDIVIDUAL HIGHS (SINGLE-SEASON)

MOST FIELD GOALS

1.	Wilt Chamberlain	1965-66	1074
2.	Julius Erving	1979-80	838
3.	Wilt Chamberlain	1967-68	819
4.	Allen Iverson	2005-06	815
5.	Allen Iverson	2002-03	804
6.	Billy Cunningham	1969-70	802
7.	Julius Erving	1980-81	794
8.	Wilt Chamberlain	1966-67	785
9.	Julius Erving	1981-82	780
10.	Hal Greer	1967-68	777

MOST FIELD GOALS ATTEMPTED

1.	Wilt Chamberlain	1965-66	1990
2.	Allen Iverson	2002-03	1940
3.	Allen Iverson	2005-06	1822
4.	Allen Iverson	2004-05	1818
5.	Allen Iverson	2000-01	1813
6.	Billy Cunningham	1968-69	1736
7.	Allen Iverson	1999-00	1733
8.	Billy Cunningham	1969-70	1710
9.	Allen Iverson	2001-02	1669
10.	Fred Carter	1973-74	1641

BEST FIELD GOAL PERCENTAGE

Min. 100 FGM

1.	Wilt Chamberlain	1966-67	.683
2.	Darryl Dawkins	1976-77	.628
3.	Darryl Dawkins	1980-81	.607
4.	Steven Hunter	2005-06	.601
5.	Charles Barkley	1989-90	.600
6.	Wilt Chamberlain	1967-68	.595
7.	Charles Barkley	1986-87	.594
8.	Warren Kidd	1993-94	.592
9.	Todd MacCulloch	2000-01	.589
10.	Charles Barkley	1987-88	.587

THREE POINT FIELD GOALS

3-Pt. FG have been compiled since 1979-80

1.	Kyle Korver	2004-05	226
2.	Dana Barros	1994-95	197
3.	Kyle Korver	2005-06	184
4.	Isaiah Canaan	2015-16	176
5.	Robert Covington	2015-16	170
6.	Robert Covington	2014-15	167
7.	Allen Iverson	1996-97	155
8.	Hollis Thompson	2015-16	149
9.	Vernon Maxwell	1995-96	146
10.	Jodie Meeks	2010-11	138

THREE POINT FIELD GOAL ATTEMPTS

3-Pt. FGA have been compiled since 1979-80

1.	Kyle Korver	2004-05	558
2.	Isaiah Canaan	2015-16	485
3.	Robert Covington	2015-16	482
4.	Vernon Maxwell	1995-96	460
5.	Allen Iverson	1996-97	455
6.	Robert Covington	2014-15	446
7.	Kyle Korver	2005-06	438
8.	Dana Barros	1994-95	425
9.	Hollis Thompson	2015-16	392
10.	Dorrell Wright	2012-13	361

THREE POINT FIELD GOAL PERCENTAGE

3-Pt. FG PCT. has been compiled since 1979-80
Min. 50 3-PT FGM

1.	Dana Barros	1994-95	.464
2.	Aaron McKie	2003-04	.436
3.	Kyle Korver	2006-07	.430
4.	Hersey Hawkins	1988-89	.428
5.	Gerald Henderson	1987-88	.421
6t.	Kyle Korver	2005-06	.420
6t.	Hersey Hawkins	1989-90	.420
8.	Kyle Korver	2004-05	.405
9t.	Hollis Thompson	2013-14	.401
9t.	Hollis Thompson	2014-15	.401

MOST FREE THROWS

1.	Moses Malone	1984-85	737
2.	Charles Barkley	1987-88	714
3.	Dolph Schayes	1960-61	680
4.	Allen Iverson	2005-06	675
5.	Allen Iverson	2004-05	656
6.	Dolph Schayes	1957-58	629
7.	Dolph Schayes	1956-57	625
8.	Moses Malone	1985-86	617
9.	Charles Barkley	1988-89	602
10.	Moses Malone	1982-83	600

MOST FREE THROWS ATTEMPTED

1.	Wilt Chamberlain	1965-66	976
2.	Charles Barkley	1987-88	951
3.	Wilt Chamberlain	1967-68	932
4.	Moses Malone	1984-85	904
5.	Wilt Chamberlain	1966-67	875
6.	Allen Iverson	2005-06	829
7.	Charles Barkley	1988-89	799
8.	Moses Malone	1982-83	788
9.	Allen Iverson	2004-05	786
10.	Moses Malone	1985-86	784

FREE THROW PERCENTAGE

Min. of 50 FTM

1.	Mike Gminski	1987-88	.938
2.	Kyle Korver	2006-07	.914
3.	Doug Collins	1979-80	.911
4.	Jodie Meeks	2011-12	.906
5t.	Dolph Schayes	1956-57	.904
5t.	Dolph Schayes	1957-58	.904
7.	Larry Costello	1966-67	.902
8.	Dana Barros	1994-95	.899
9.	Dolph Schayes	1961-62	.897
10.	Jodie Meeks	2010-11	.894

MOST REBOUNDS

Rebounds have been compiled since 1950-51

1.	Wilt Chamberlain	1966-67	1957
2.	Wilt Chamberlain	1967-68	1952
3.	Wilt Chamberlain	1965-66	1943
4.	Moses Malone	1982-83	1194
5.	John (Red) Kerr	1961-62	1176
6.	Billy Cunningham	1969-70	1101
7.	Dolph Schayes	1950-51	1080
8.	Billy Cunningham	1968-69	1050
9.	John (Red) Kerr	1962-63	1039
10.	Moses Malone	1984-85	1031

ALL-TIME INDIVIDUAL HIGHS (SINGLE-SEASON)

MOST OFFENSIVE REBOUNDS
Offensive rebounds have been compiled since 1973-74

1.	Moses Malone	1982-83	445
2.	Charles Barkley	1988-89	403
3.	Charles Barkley	1986-87	390
4.	Moses Malone	1984-85	385
5.	Charles Barkley	1987-88	385
6.	Charles Barkley	1989-90	361
7.	Charles Barkley	1985-86	354
8.	Moses Malone	1983-84	352
9.	Moses Malone	1985-86	339
10.	George McGinnis	1976-77	324

MOST DEFENSIVE REBOUNDS
Defensive rebounds have been compiled since 1973-74

1.	Moses Malone	1982-83	749
2.	Caldwell Jones	1979-80	731
3.	George McGinnis	1975-76	707
4.	Charles Barkley	1985-86	672
5.	Moses Malone	1984-85	646
6.	Caldwell Jones	1980-81	613
7.	Dikembe Mutombo	2001-02	609
8.	Charles Barkley	1986-87	604
9.	Moses Malone	1983-84	598
10.	Leroy Ellis	1973-74	598

MOST ASSISTS

1.	Maurice Cheeks	1985-86	753
2.	Wilt Chamberlain	1967-68	702
3.	Maurice Cheeks	1981-82	667
4.	Maurice Cheeks	1987-88	635
5.	Wilt Chamberlain	1966-67	630
6.	Jrue Holiday	2012-13	625
7.	Eric Snow	1999-00	624
8.	Dana Barros	1994-95	619
9.	Johnny Dawkins	1989-90	601
10.	Allen Iverson	2004-05	596

MOST PERSONAL FOULS

1.	Shawn Bradley	1994-95	338
2.	George McGinnis	1975-76	334
3.	Charles Barkley	1985-86	333
4.	Billy Cunningham	1969-70	331
5.	Billy Cunningham	1968-69	329
6.	Billy Cunningham	1970-71	328
7.	Darryl Dawkins	1979-80	328
8.	Darryl Dawkins	1980-81	316
9.	Hal Greer	1965-66	315
10.	Darrall Imhoff	1968-69	310

MOST DISQUALIFICATIONS
Disqualifications have been compiled since 1950-51

1.	Shawn Bradley	1994-95	18
2.	Alex Hannum	1950-51	16
3.	Billy Cunningham	1969-70	15
4.	George McGinnis	1975-76	13
5t.	Darrall Imhoff	1968-69	12
5t.	Earl Lloyd	1953-54	12
5t.	Billy Cunningham	1965-66	12
5t.	Billy Cunningham	1971-72	12
9t.	Billy Gabor	1952-53	11
9t.	George Ratkovicz	1950-51	11

MOST STEALS
Steals have been compiled since 1973-74

1.	Allen Iverson	2002-03	225
2.	Steve Mix	1973-74	212
3.	Maurice Cheeks	1981-82	209
4.	Maurice Cheeks	1985-86	207
5.	George McGinnis	1975-76	198
6.	Maurice Cheeks	1980-81	193
7.	Maurice Cheeks	1982-83	184
8.	Maurice Cheeks	1979-80	183
9t.	Maurice Cheeks	1986-87	180
9t.	Allen Iverson	2004-05	180

MOST BLOCKED SHOTS
Blocked shots have been compiled since 1973-74

1.	Shawn Bradley	1994-95	274
2.	Manute Bol	1990-91	247
3.	Manute Bol	1991-92	205
4.	Theo Ratliff	1997-98	203
5.	Caldwell Jones	1976-77	200
6.	Samuel Dalembert	2007-08	192
7.	Dikembe Mutombo	2001-02	190
8.	Samuel Dalembert	2003-04	189
9.	Theo Ratliff	2000-01	187
10.	Theo Ratliff	1999-00	171

TURNOVERS
Turnovers have been compiled since 1977-78

1.	Charles Barkley	1985-86	350
2.	Allen Iverson	2004-05	344
3.	Allen Iverson	1996-97	337
4.	Charles Barkley	1986-87	322
5.	Jerry Stackhouse	1996-97	316
6.	Julius Erving	1978-79	315
7.	George McGinnis	1977-78	312
8.	Charles Barkley	1987-88	304
9.	Andrew Toney	1983-84	297
10.	Jrue Holiday	2012-13	292

Manute Bol, the tallest player ever to suit up for the Sixers at 7-foot-7, posted back-to-back seasons with 200-plus blocked shots (1990-91, 1991-92).

ALL-TIME INDIVIDUAL HIGHS (CAREER)

MOST SEASONS WITH FRANCHISE

1.	Dolph Schayes	16
2.	Hal Greer	15
3.	Paul Seymour	13
4t.	Maurice Cheeks	11
4t.	Julius Erving	11
4t.	Allen Iverson	12
4t.	John (Red) Kerr	11
8t.	Al Bianchi	10
8t.	Larry Costello	10
10t.	Billy Cunningham	9
10t.	Steve Mix	9

MOST GAMES PLAYED

1.	Hal Greer	1122
2.	Dolph Schayes	1059
3.	Maurice Cheeks	853
4.	Julius Erving	836
5.	John (Red) Kerr	834
6.	Allen Iverson	722
7.	Paul Seymour	693
8.	Al Bianchi	687
9.	Steve Mix	668
10.	Billy Cunningham	654

MOST POINTS

1.	Hal Greer	21586
2.	Allen Iverson	19931
3.	Dolph Schayes	19247
4.	Julius Erving	18364
5.	Charles Barkley	14184
6.	Billy Cunningham	13626
7.	John (Red) Kerr	11699
8.	Maurice Cheeks	10429
9.	Andre Iguodala	9422
10.	Chet Walker	9043

SCORING AVERAGE
Min. of 100 games played

1.	Wilt Chamberlain	27.6
2.	Allen Iverson	27.6
3.	Charles Barkley	23.3
4.	Julius Erving	22.0
5.	George McGinnis	21.6
6.	Moses Malone	21.0
7.	Billy Cunningham	20.8
8.	Jerry Stackhouse	19.5
9.	Hal Greer	19.2
10.	Hersey Hawkins	19.0

MOST MINUTES PLAYED
Minutes have been compiled since 1950-51

1.	Hal Greer	39788
2.	Dolph Schayes	29800
3.	Allen Iverson	29879
4.	Julius Erving	28677
5.	Maurice Cheeks	28583
6.	John (Red) Kerr	26014
7.	Andre Iguodala	23216
8.	Charles Barkley	22761
9.	Billy Cunningham	22406
10.	Larry Costello	18624

MOST FIELD GOALS

1.	Hal Greer	8504
2.	Julius Erving	7237
3.	Allen Iverson	6962
4.	Dolph Schayes	6134
5.	Billy Cunningham	5116
6.	Charles Barkley	5025
7.	John (Red) Kerr	4623
8.	Maurice Cheeks	4192
9.	Chet Walker	3318
10.	Andre Iguodala	3301

SIXERS INDIVIDUAL CAREER RECORDS

Most Seasons With Franchise	16	Dolph Schayes	1948-64
Most Games Played	1122	Hal Greer	1958-73
Most Points	21586	Hal Greer	1958-73
Scoring Average	27.6	Wilt Chamberlain	1965-68
Most Minutes Played	39788	Hal Greer	1958-73
Most Field Goals	8504	Hal Greer	1958-73
Most Field Goals Attempted	18111	Hal Greer	1958-73
Field Goal Percentage	.583	Wilt Chamberlain	1965-68
Three-Point Field Goals Made	885	Allen Iverson	1996-07, 2009-10
Three-Point Field Goals Attempted	2864	Allen Iverson	1996-07, 2009-10
Three-Point Field Goal Percentage	.426	Dana Barros	1993-95
Most Free Throws	6979	Dolph Schayes	1948-64
Most Free Throws Attempted	8274	Dolph Schayes	1948-64
Free Throw Percentage	.873	Mike Gminski	1987-91
Most Rebounds	11256	Dolph Schayes	1948-64
Most Offensive Rebounds	2688	Charles Barkley	1984-92
Most Defensive Rebounds	4391	Charles Barkley	1984-92
Most Assists	6212	Maurice Cheeks	1978-89
Most Personal Fouls	3855	Hal Greer	1958-73
Most Disqualifications	90	Dolph Schayes	1948-64
Most Steals	1942	Maurice Cheeks	1978-89
Most Blocked Shots	1293	Julius Erving	1976-87
Turnovers	2662	Allen Iverson	1996-07, 2009-10

ALL-TIME INDIVIDUAL HIGHS (CAREER)

MOST FIELD GOALS ATTEMPTED

1.	Hal Greer	18811
2.	Allen Iverson	16543
3.	Dolph Schayes	15427
4.	Julius Erving	14276
5.	Billy Cunningham	11467
6.	John (Red) Kerr	11059
7.	Charles Barkley	8722
8.	Maurice Cheeks	7940
9.	Fred Carter	7539
10.	Chet Walker	7254

FIELD GOAL PERCENTAGE

Min. of 500 FGM

1.	Wilt Chamberlain	.583
2.	Charles Barkley	.576
3.	Darryl Dawkins	.555
4.	Bobby Jones	.542
5.	Maurice Cheeks	.528
6.	Samuel Dalembert	.527
7.	Darrall Imhoff	.510
8.	Julius Erving	.507
9.	Steve Mix	.503
10.	Doug Collins	.501

THREE POINT FIELD GOALS

3-PT field goals have been compiled since 1979-80

1.	Allen Iverson	885
2.	Kyle Korver	661
3.	Andre Iguodala	563
4.	Hersey Hawkins	476
5.	Lou Williams	373
6.	Robert Covington	337
7.	Dana Barros	332
8.	Hollis Thompson	331
9.	Jrue Holiday	299
10.	Aaron McKie	295



Dana Barros connected on a franchise-record 42.6 percent from three-point range in two seasons with the 76ers (1993-95).

THREE POINT FIELD GOALS ATTEMPTED

3-PT FGA have been compiled since 1979-80

1.	Allen Iverson	2864
2.	Andre Iguodala	1700
3.	Kyle Korver	1618
4.	Hersey Hawkins	1172
5.	Lou Williams	1107
6.	Robert Covington	928
7.	Charles Barkely	888
8.	Hollis Thompson	846
9.	Aaron McKie	842
10.	Willie Green	818

THREE POINT FIELD GOAL PERCENTAGE

3-PT FG PCT has been compiled since 1979-80
Min. 60 3FGM

1.	Dana Barros	.426
2.	Kyle Korver	.409
3.	Hersey Hawkins	.406
4.	Hollis Thompson	.391
5.	Royal Ivey	.389
6.	Willie Burton	.385
7.	Jodie Meeks	.383
8.	Gerald Henderson	.376
9t.	Jrue Holiday	.374
9t.	Dorrell Wright	.374

MOST FREE THROWS

1.	Dolph Schayes	6979
2.	Allen Iverson	5024
3.	Hal Greer	4578
4.	Charles Barkley	3920
5.	Julius Erving	3844
6.	Billy Cunningham	3394
7.	Moses Malone	2589
8.	John (Red) Kerr	2453
9.	Chet Walker	2407
10.	Andre Iguodala	2257

MOST FREE THROWS ATTEMPTED

1.	Dolph Schayes	8274
2.	Allen Iverson	6457
3.	Hal Greer	5717
4.	Charles Barkley	5347
5.	Julius Erving	4950
6.	Billy Cunningham	4717
7.	John (Red) Kerr	3410
8.	Moses Malone	3320
9.	Chet Walker	3255
10.	Wilt Chamberlain	3163

FREE THROW PERCENTAGE

Min. of 200 FTM

1.	Jodie Meeks	.886
2.	Kyle Korver	.880
3.	Mike Gminski	.873
4.	Dana Barros	.872
5.	Jeff Hornacek	.868
6.	Hersey Hawkins	.867
7.	Johnny Dawkins	.851
8t.	Larry Costello	.846
8t.	Ron Anderson	.846
10.	Dolph Schayes	.843

ALL-TIME INDIVIDUAL HIGHS (CAREER)

MOST REBOUNDS

Rebounds have been compiled since 1950-51

1.	Dolph Schayes	11256
2.	John (Red) Kerr	9506
3.	Charles Barkley	7079
4.	Billy Cunningham	6638
5.	Wilt Chamberlain	6632
6.	Hal Greer	5665
7.	Julius Erving	5601
8t.	Samuel Dalembert	4844
8t.	Luke Jackson	4613
10.	Caldwell Jones	4454

OFFENSIVE REBOUNDS

Offensive rebounds have been compiled since 1973-74

1.	Charles Barkley	2688
2.	Julius Erving	2067
3.	Moses Malone	1627
4.	Samuel Dalembert	1561
5.	Steve Mix	1318
6.	Clarence Weatherspoon	1142
7.	Caldwell Jones	1115
8.	Thaddeus Young	1027
9.	Bobby Jones	950
10.	George McGinnis	866

DEFENSIVE REBOUNDS

Defensive rebounds have been compiled since 1973-74

1.	Charles Barkley	4391
2.	Julius Erving	3534
3.	Caldwell Jones	3339
4.	Samuel Dalembert	3283
5.	Andre Iguodala	2934
6.	Moses Malone	2646
7.	Clarence Weatherspoon	2573
8.	Steve Mix	2453
9.	Darryl Dawkins	2323
10.	Allen Iverson	2171

MOST ASSISTS

1.	Maurice Cheeks	6212
2.	Hal Greer	4540
3.	Allen Iverson	4385
4.	Julius Erving	3224
5.	Dolph Schayes	3072
6.	Andre Iguodala	2991
7.	Eric Snow	2965
8.	Larry Costello	2901
9.	Billy Cunningham	2625
10.	Paul Seymour	2335

MOST PERSONAL FOULS

1.	Hal Greer	3855
2.	Dolph Schayes	3664
3.	Billy Cunningham	2431
4.	Julius Erving	2286
5.	John (Red) Kerr	2139
6.	Larry Costello	2107
7.	Al Bianchi	2069
8.	Charles Barkley	2045
9.	Maurice Cheeks	1934
10.	Samuel Dalembert	1844

MOST DISQUALIFICATIONS

Disqualifications have been compiled since 1950-51

1.	Dolph Schayes	90
2.	Hal Greer	72
3.	Billy Cunningham	64
4.	Al Bianchi	54
5.	Larry Costello	47
6.	Earl Lloyd	41
7.	Dave Gambee	39
8t.	John (Red) Kerr	34
8t.	Darryl Dawkins	34
10.	Charles Barkley	33

MOST STEALS

Steals have been compiled since 1973-74

1.	Maurice Cheeks	1942
2.	Allen Iverson	1644
3.	Julius Erving	1508
4.	Andre Iguodala	1076
5.	Charles Barkley	1007
6.	Steve Mix	851
7.	Bobby Jones	727
8.	Hersey Hawkins	722
9.	Thaddeus Young	708
10.	Eric Snow	702

BLOCKED SHOTS

Blocked Shots have been compiled since 1973-74

1.	Julius Erving	1293
2.	Samuel Dalembert	1131
3.	Caldwell Jones	926
4.	Theo Ratliff	710
5.	Bobby Jones	694
6.	Darryl Dawkins	635
7.	Charles Barkley	606
8.	Manute Bol	580
9.	Clarence Weatherspoon	496
10.	Moses Malone	478

TURNOVERS

Turnovers have been compiled since 1977-78

1.	Allen Iverson	2662
2.	Julius Erving	2323
3.	Charles Barkley	2127
4.	Maurice Cheeks	1970
5.	Andre Iguodala	1460
6.	Andrew Toney	1394
7.	Moses Malone	1120
8.	Bobby Jones	1023
9.	Eric Snow	967
10.	Clarence Weatherspoon	947

ALL-TIME ROOKIE LEADERS (SEASON)

POINTS

	PLAYER	YEAR	PTS
1.	Allen Iverson	1996-97	1787
2.	Jerry Stackhouse	1995-96	1384
3.	Clarence Weatherspoon	1992-93	1280
4.	Lee Shaffer	1961-62	1267
5.	Hersey Hawkins	1988-89	1196
6.	Michael Carter-Williams	2013-14	1167
7.	Charles Barkley	1984-85	1148
8.	Billy Cunningham	1965-66	1143
9.	Luke Jackson	1964-65	1126
10.	Dolph Schayes	1949-50	1072

MOST FIELD GOALS

	PLAYER	YEAR	FG
1.	Allen Iverson	1996-97	625
2.	Lee Shaffer	1961-62	514
3.	Clarence Weatherspoon	1992-93	494
4.	Jerry Stackhouse	1995-64	452
5.	Hersey Hawkins	1988-89	442

MOST FIELD GOALS ATTEMPTED

	PLAYER	YEAR	FGA
1.	Allen Iverson	1996-97	1504
2.	Lee Shaffer	1961-62	1180
3.	Jerry Stackhouse	1995-96	1091
4.	Michael Carter-Williams	2013-14	1054
5.	Clarence Weatherspoon	1992-93	1053

MOST THREE-POINT FIELD GOALS

	PLAYER	YEAR	3FGM
1.	Allen Iverson	1996-97	155
2.	Jerry Stackhouse	1995-96	93
3.	Kyle Korver	2003-04	81
4.	Hersey Hawkins	1988-89	71
5.	Hollis Thompson	2013-14	67

MOST THREE-POINT FIELD GOAL ATTEMPTS

	PLAYER	YEAR	3FGA
1.	Allen Iverson	1996-97	455
2.	Jerry Stackhouse	1995-96	292
3.	Michael Carer-Willliams	2013-14	208
4.	Kyle Korver	2003-04	207
5.	Tim Thomas	1997-98	171

MOST FREE THROWS MADE

	PLAYER	YEAR	FTM
1.	Jerry Stackhouse	1995-96	387
2.	Allen Iverson	1996-97	382
3	Dolph Schayes	1949-50	376
4.	Charles Barkley	1984-85	293
5.	Clarence Weatherspoon	1992-93	291

MOST FREE THROW ATTEMPTS

	PLAYER	YEAR	FTA
1.	Allen Iverson	1996-97	544
2.	Jerry Stackhouse	1995-96	518
3.	Dolph Schayes	1949-50	486
4.	Billy Cunningham	1965-66	443
5.	Clarence Weatherspoon	1992-93	408

Allen Iverson set a franchise record with 1,787 points during his rookie season in 1996-97.

MOST REBOUNDS

	PLAYER	YEAR	REB
1.	Luke Jackson	1964-65	980
2.	Charles Barkley	1984-85	703
3.	Nerlens Noel	2014-15	611
4.	Billy Cunningham	1965-66	599
5.	Clarence Weatherspoon	1992-93	589

MOST ASSISTS

	PLAYER	YEAR	AST
1.	Allen Iverson	1996-97	567
2.	Michael Carter-Williams	2013-14	441
3.	Maurice Cheeks	1978-79	431
4.	T.J. McConnell	2015-16	367
5.	Scott Brooks	1988-89	306

MOST STEALS

	PLAYER	YEAR	STL
1.	Maurice Cheeks	1978-79	174
2.	Allen Iverson	1996-97	157
3.	Andre Iguodala	2004-05	138
4.	Nerlens Noel	2014-15	133
5.	Michael Carter-Williams	2013-14	130

MOST TURNOVERS

	PLAYER	YEAR	TO
1.	Allen Iverson	1996-97	337
2.	Jerry Stackhouse	1995-96	252
3.	Michael Carter-Williams	2013-14	247
4.	Andrew Toney	1980-81	219
5.	Charles Barkley	1984-85	209

MOST BLOCKED SHOTS

	PLAYER	YEAR	BLK
1.	Shawn Bradley	1993-94	147
2.	Nerlens Noel	2014-15	142
3.	Sharone Wright	1994-95	104
4.	Charles Barkley	1984-85	80
5.	Jerry Stackhouse	1995-96	79

FRANCHISE SCORING LEADERS (CAREER)

	PLAYERS	YEARS	G	FG	3FG	FT	PTS	AVG
1.	Hal Greer	1958-73	1122	8504	---	4578	21586	19.2
2.	Allen Iverson	1996-07/2009-10	722	6962	885	5122	19931	27.6
3.	Dolph Schayes	1949-64	1059	6134	---	6979	19247	18.2
4.	Julius Erving	1976-87	836	7237	46	3844	18364	22.0
5.	Charles Barkley	1984-92	610	5025	214	3920	14184	23.3
6.	Billy Cunningham	1965-72/1974-76	654	5116	---	3394	13626	20.8
7.	John (Red) Kerr	1954-65	834	4623	---	2453	11699	14.0
8.	Maurice Cheeks	1978-89	853	4192	40	2005	10429	12.2
9.	Andre Iguodala	2004-2012	615	3301	563	2257	9422	15.3
10.	Chet Walker	1962-69	558	3318	---	2407	9043	16.2
11.	Larry Costello	1957-68	615	2863	---	2231	7957	12.9
12.	Fred Carter	1971-77	409	3248	---	1177	7673	18.8
13.	Hersey Hawkins	1988-93	403	2626	476	1929	7657	19.0
14.	Wilt Chamberlain	1964-68	277	3105	---	1441	7651	27.6
15.	Steve Mix	1974-82	668	2893	5	1768	7559	11.3
16.	Moses Malone	1982-94/1993-94	357	2461	0	2589	7511	21.0
17.	Andrew Toney	1980-88	468	2859	138	1602	7458	15.9
18.	Doug Collins	1973-81	415	2927	0	1573	7427	17.9
19.	Thaddeus Young	2007-2014	516	3018	208	834	7078	13.7
20.	Clarence Weatherspoon	1992-98	448	2669	10	1519	6867	15.3
21.	Bobby Jones	1978-86	617	2471	0	1643	6585	10.7
22.	Paul Seymour	1949-60	693	2211	---	1853	6275	9.1
23.	Al Bianchi	1956-66	687	2212	---	1126	5550	8.1
24.	Dave Gambee	1960-67	475	1932	---	1590	5454	11.5
25.	Wali Jones	1965-71	454	2117	---	995	5229	11.5
26.	Luke Jackson	1965-72	522	2004	---	1162	5170	9.9
27.	Lou Williams	2005-12	455	1730	373	1325	5158	11.3
28.	Ron Anderson	1988-93	393	2151	95	741	5138	13.1
29.	George McGinnis	1975-78	234	1894	---	1258	5046	21.6
30.	Darryl Dawkins	1975-82	448	2062	0	885	5009	11.2
31.	Samuel Dalembert	2001-11	582	1934	0	842	4710	8.1
32.	Archie Clark	1968-71	241	1711	---	959	4381	18.2
33.	Eric Snow	1997-04	452	1589	35	1162	4375	9.7
34.	Aaron McKie	1997-05	536	1605	295	638	4143	7.3
35.	Jrue Holiday	2009-2013	298	1591	299	513	3994	13.4
36.	Willie Green	2003-11	422	1596	259	503	3954	9.4
37.	Derrick Coleman	1995-98/2001-04	283	1429	123	962	3943	13.9
38.	George King, Jr.	1951-56	348	1282	---	1045	3609	10.4
39.	Mike Gminksi	1987-91	240	1413	4	755	3585	14.9
40.	Kyle Korver	2003-2007	337	1221	661	424	3527	10.5
41.	Andre Miller	2007-2009	221	1368	19	755	3510	15.9
42.	Caldwell Jones	1977-82	482	1367	0	732	3466	7.2
43.	Earl Lloyd	1952-58	413	1279	---	874	3432	8.3
44.	Jerry Stackhouse	1995-98	175	1113	211	979	3416	19.5
45.	Billy Gabor	1949-55	365	1195	---	962	3352	9.2
46,	Elton Brand	2008-12/2015-16	263	1395	---	551	3341	12.7
47.	Johnny Dawkins	1990-94	313	1320	122	581	3343	10.7
48.	Henry Bibby	1976-80	327	1207	11	884	3309	10.1
49.	Lee Shaffer	1961-64	196	1328	---	635	3291	16.8
50.	Evan Turner	2011-14	279	1285	121	517	3208	11.5

YEARLY LEADERS

MINUTES PLAYED - compiled since 1950-51

1951-52	Red Rocha	2543
1952-53	Paul Seymour	2684
1953-54	Paul Seymour	2727
1954-55	Paul Seymour	2950
1955-56	Dolph Schayes	2517
1956-57	Dolph Schayes	2851
1957-58	Dolph Schayes	2318
1958-59	Larry Costello	2750
1959-60	Dolph Schayes	2741
1960-61	Dolph Schayes	3007
1961-62	John Kerr	2768
1962-63	Hal Greer	2631
1963-64	Hal Greer	3157
1964-65	Hal Greer	2600
1965-66	Wilt Chamberlain	3737
1966-67	Wilt Chamberlain	3682
1967-68	**Wilt Chamberlain**	**3836**
1968-69	Billy Cunningham	3345
1969-70	Billy Cunningham	3194
1970-71	Archie Clark	3245
1971-72	Billy Cunningham	2900
1972-73	Fred Carter	2993
1973-74	Fred Carter	3044
1974-75	Fred Carter	3046
1975-76	Steve Mix	3039
1976-77	Julius Erving	2940
1977-78	Doug Collins	2770
1978-79	Julius Erving	2802
1979-80	Julius Erving	2812
1980-81	Julius Erving	2874
1981-82	Julius Erving	2789
1982-83	Moses Malone	2922
1983-84	Julius Erving	2683
1984-85	Moses Malone	2957
1985-86	Maurice Cheeks	3270
1986-87	Tim McCormick	2817
1987-88	Charles Barkley	3170
1988-89	Charles Barkley	3088
1989-90	Charles Barkley	3085
1990-91	Hersey Hawkins	3110
1991-92	Hersey Hawkins	3013
1992-93	Hersey Hawkins	2977
1993-94	Clarence Weatherspoon	3147
1994-95	Dana Barros	3318
1995-96	Clarence Weatherspoon	3096
1996-97	Jerry Stackhouse	3166
1997-98	Allen Iverson	3150
1998-99	Allen Iverson	1990
1999-00	Allen Iverson	2853
2000-01	Allen Iverson	2979
2001-02	Dikembe Mutombo	2907
2002-03	Allen Iverson	3485
2003-04	Eric Snow	2966
2004-05	Allen Iverson	3174
2005-06	Allen Iverson	3103
2006-07	Andre Iguodala	3062
2007-08	Andre Iguodala	3242
2008-09	Andre Iguodala	3269
2009-10	Andre Iguodala	3193
2010-11	Jrue Holiday	2901
2011-12	Andre Iguodala	2209
2012-13	Jrue Holiday	2926
2013-14	Thaddeus Young	2718
2014-15	Nerlens Noel	2311
2015-16	Hollis Thompson	2154

TOTAL POINTS

1949-50	Dolph Schayes	1072
1950-51	Dolph Schayes	1121
1951-52	Dolph Schayes	868
1952-53	Dolph Schayes	1262
1953-54	Dolph Schayes	1228
1954-55	Dolph Schayes	1333
1955-56	Dolph Schayes	1472
1956-57	Dolph Schayes	1617
1957-58	Dolph Schayes	1791
1958-59	Dolph Schayes	1534
1959-60	Dolph Schayes	1689
1960-61	Dolph Schayes	1868
1961-62	Hal Greer	1619
1962-63	Hal Greer	1562
1963-64	Hal Greer	1865
1964-65	Hal Greer	1413
1965-66	**Wilt Chamberlain**	**2649**
1966-67	Wilt Chamberlain	1956
1967-68	Wilt Chamberlain	1992
1968-69	Billy Cunningham	2034
1969-70	Billy Cunningham	2114
1970-71	Billy Cunningham	1859
1971-72	Billy Cunningham	1744
1972-73	Fred Carter	1617
1973-74	Fred Carter	1666
1974-75	Fred Carter	1686
1975-76	George McGinnis	1769
1976-77	Julius Erving	1770
1977-78	George McGinnis	1587
1978-79	Julius Erving	1803
1979-80	Julius Erving	2100
1980-81	Julius Erving	2014
1981-82	Julius Erving	1974
1982-83	Moses Malone	1908
1983-84	Julius Erving	1727
1984-85	Moses Malone	1941
1985-86	Moses Malone	1759
1986-87	Charles Barkley	1564
1987-88	Charles Barkley	2264
1988-89	Charles Barkley	2037
1989-90	Charles Barkley	1989
1990-91	Charles Barkley	1849
1991-92	Charles Barkley	1730
1992-93	Hersey Hawkins	1643
1993-94	Clarence Weatherspoon	1506
1994-95	Dana Barros	1686
1995-96	Jerry Stackhouse	1384
1996-97	Allen Iverson	1787
1997-98	Allen Iverson	1758
1998-99	Allen Iverson	1284
1999-00	Allen Iverson	1989
2000-01	Allen Iverson	2207
2001-02	Allen Iverson	1883
2002-03	Allen Iverson	2262
2003-04	Allen Iverson	1266
2004-05	Allen Iverson	2302
2005-06	Allen Iverson	2377
2006-07	Andre Iguodala	1386
2007-08	Andre Iguodala	1630
2008-09	Andre Iguodala	1541
2009-10	Andre Iguodala	1401
2010-11	Elton Brand	1217
2011-12	Andre Iguodala	2209
2012-13	Jrue Holiday	1383
2013-14	Thaddues Young	1417
2014-15	Robert Covington	943
2015-16	Jahlil Okafor	928

AVERAGE POINTS - Minimum of 20

1949-50	Dolph Schayes	16.8
1950-51	Dolph Schayes	17.0
1951-52	Dolph Schayes	13.8
1952-53	Dolph Schayes	17.8
1953-54	Dolph Schayes	17.1

★ Bold denotes franchise record

YEARLY LEADERS

Julius Erving, one of the most prolific players in Sixers history, led the team in scoring average in six-straight seasons (1976-82).

Average Points Continued ...

1954-55	Dolph Schayes	18.5
1955-56	Dolph Schayes	20.4
1956-57	Dolph Schayes	22.5
1957-58	Dolph Schayes	24.9
1958-59	Dolph Schayes	21.3
1959-60	Dolph Schayes	22.5
1960-61	Dolph Schayes	23.6
1961-62	Hal Greer	22.8
1962-63	Hal Greer	19.5
1963-64	Hal Greer	23.3
1964-65	Wilt Chamberlain	30.1
1965-66	**Wilt Chamberlain**	**33.5**
1966-67	Wilt Chamberlain	24.1
1967-68	Wilt Chamberlain	24.3
1968-69	Billy Cunningham	24.8
1969-70	Billy Cunningham	26.1
1970-71	Billy Cunningham	23.0
1971-72	Billy Cunningham	23.3
1972-73	Fred Carter	20.0
1973-74	Fred Carter	21.4
1974-75	Fred Carter	21.9
1975-76	George McGinnis	23.0
1976-77	Julius Erving	21.6
1977-78	Julius Erving	20.6
1978-79	Julius Erving	23.1
1979-80	Julius Erving	26.9
1980-81	Julius Erving	24.6
1981-82	Julius Erving	24.4
1982-83	Moses Malone	24.5
1983-84	Moses Malone	22.7
1984-85	Moses Malone	24.6
1985-86	Moses Malone	23.8
1986-87	Charles Barkley	23.0
1987-88	Charles Barkley	28.3
1988-89	Charles Barkley	25.8
1989-90	Charles Barkley	25.2
1990-91	Charles Barkley	27.6
1991-92	Charles Barkley	23.1
1992-93	Hersey Hawkins	20.3
1993-94	Clarence Weatherspoon	18.4
1994-95	Dana Barros	20.6
1995-96	Jerry Stackhouse	19.2
1996-97	Allen Iverson	23.5
1997-98	Allen Iverson	22.0
1998-99	Allen Iverson	26.8
1999-00	Allen Iverson	28.4
2000-01	Allen Iverson	31.1
2001-02	Allen Iverson	31.4
2002-03	Allen Iverson	27.6
2003-04	Allen Iverson	26.4
2004-05	Allen Iverson	30.7
2005-06	Allen Iverson	33.0
2006-07	Andre Iguodala	18.2
2007-08	Andre Iguodala	19.9
2008-09	Andre Iguodala	18.8
2009-10	Andre Iguodala	17.1
2010-11	Elton Brand	15.0
2011-12	Lou Williams	14.9
2012-13	Jrue Holiday	17.7
2013-14	Thaddeus Young	17.9
2014-15	Tony Wroten	16.9
2015-16	Jahlil Okafor	17.5

FIELD GOALS MADE

1949-50	Dolph Schayes	348
1950-51	Dolph Schayes	332
1951-52	Red Rocha	300
1952-53	Dolph Schayes	375
1953-54	Dolph Schayes	370
1954-55	Dolph Schayes	422
1955-56	Dolph Schayes	465
1956-57	Dolph Schayes	496
1957-58	Dolph Schayes	581
1958-59	Dolph Schayes	504
1959-60	Dolph Schayes	578
1960-61	Hal Greer	623
1961-62	Hal Greer	644
1962-63	Hal Greer	600
1963-64	Hal Greer	715
1964-65	Hal Greer	540
1965-66	**Wilt Chamberlain**	**1074**
1966-67	Wilt Chamberlain	785
1967-68	Wilt Chamberlain	819
1968-69	Billy Cunningham	739
1969-70	Billy Cunningham	802
1970-71	Billy Cunningham	702
1971-72	Billy Cunningham	658
1972-73	Fred Carter	679
1973-74	Fred Carter	706
1974-75	Fred Carter	715
1975-76	Fred Carter	665
1976-77	Julius Erving	685
1977-78	Doug Collins	643
1978-79	Julius Erving	715
1979-80	Julius Erving	838
1980-81	Julius Erving	794
1981-82	Julius Erving	780
1982-83	Moses Malone	654
1983-84	Julius Erving	678
1984-85	Julius Erving	610
1985-86	Charles Barkley	595
1986-87	Charles Barkley	557
1987-88	Charles Barkley	753
1988-89	Charles Barkley	700
1989-90	Charles Barkley	706
1990-91	Charles Barkley	665
1991-92	Charles Barkley	622
1992-93	Jeff Hornacek	582
1993-94	Clarence Weatherspoon	602
1994-95	Dana Barros	571
1995-96	Clarence Weatherspoon	491
1996-97	Allen Iverson	625
1997-98	Allen Iverson	649
1998-99	Allen Iverson	435
1999-00	Allen Iverson	729
2000-01	Allen Iverson	762

★ Bold denotes franchise record

YEARLY LEADERS

Field Goals Made Continued ...

2001-02	Allen Iverson	665
2002-03	Allen Iverson	804
2003-04	Allen Iverson	435
2004-05	Allen Iverson	771
2005-06	Allen Iverson	815
2006-07	Andre Iguodala	443
2007-08	Andre Iguodala	582
2008-09	Andre Iguodala	542
2009-10	Andre Iguodala	496
2010-11	Elton Brand	502
2011-12	Jrue Holiday	360
2012-13	Jrue Holiday	555
2013-14	Thaddeus Young	582
2014-15	Nerlens Noel	302
2015-16	Jahlil Okafor	397

FIELD GOAL ATTEMPTS

1949-50	Dolph Schayes	903
1950-51	Dolph Schayes	930
1951-52	Red Rocha	749
1952-53	Dolph Schayes	1022
1953-54	Dolph Schayes	973
1954-55	Dolph Schayes	1103
1955-56	Dolph Schayes	1202
1956-57	Dolph Schayes	1308
1957-58	Dolph Schayes	1458
1958-59	Dolph Schayes	1304
1959-60	Dolph Schayes	1440
1960-61	Dolph Schayes	1595
1961-62	Hal Greer	1442
1962-63	Lee Shaffer	1393
1963-64	Hal Greer	1611
1964-65	Hal Greer	1245
1965-66	**Wilt Chamberlain**	**1990**
1966-67	Hal Greer	1524
1967-68	Hal Greer	1626
1968-69	Billy Cunningham	1736
1969-70	Billy Cunningham	1710
1970-71	Billy Cunningham	1519
1971-72	Billy Cunningham	1428
1972-73	Fred Carter	1614
1973-74	Fred Carter	1641
1974-75	Fred Carter	1598
1975-76	Fred Carter	1594
1976-77	George McGinnis	1439
1977-78	George McGinnis	1270
1978-79	Julius Erving	1455
1979-80	Julius Erving	1614
1980-81	Julius Erving	1524
1981-82	Julius Erving	1428
1982-83	Moses Malone	1305
1983-84	Julius Erving	1324
1984-85	Moses Malone	1284
1985-86	Moses Malone	1246
1986-87	Charles Barkley	937
1987-88	Charles Barkley	1283
1988-89	Charles Barkley	1208
1989-90	Charles Barkley	1177
1990-91	Charles Barkley	1251
1991-92	Hersey Hawkins	1126
1992-93	Jeff Hornacek	1239
1993-94	Clarence Weatherspoon	1246
1994-95	Clarence Weatherspoon	1238
1995-96	Jerry Stackhouse	1091
1996-97	Allen Iverson	1504
1997-98	Allen Iverson	1407
1998-99	Allen Iverson	1056
1999-00	Allen Iverson	1733
2000-01	Allen Iverson	1813
2001-02	Allen Iverson	1669
2002-03	Allen Iverson	1940
2003-04	Allen Iverson	1125
2004-05	Allen Iverson	1818
2005-06	Allen Iverson	1822
2006-07	Andre Iguodala	991
2007-08	Andre Iguodala	1277
2008-09	Andre Iguodala	1147
2009-10	Andre Iguodala	1120
2010-11	Jrue Holiday	999
2011-12	Lou Williams	782
2012-13	Jrue Holiday	1299
2013-14	Thaddeus Young	1283
2014-15	Robert Covington	756
2015-16	Jahlil Okafor	781

FIELD GOAL PERCENTAGE - Minimum of 100

149-50	Ed Peterson	42.8
1950-51	George Ratkovicz	41.5
1951-52	George King	40.6
1952-53	George King	40.2
1953-54	Billy Kenville	38.4
1954-55	John Kerr	41.9
1955-56	John Kerr	40.3
1956-57	John Kerr	40.3
1957-58	Larry Costello	42.6
1958-59	Hal Greer	45.4
1959-60	Hal Greer	47.6
1960-61	Larry Costello	48.2
1961-62	Hal Greer	44.7
1962-63	John Kerr	47.4
1963-64	Hal Greer	44.4
1964-65	Wilt Chamberlain	52.8
1965-66	Wilt Chamberlain	54.0
1966-67	**Wilt Chamberlain**	**68.3**
1967-68	Wilt Chamberlain	59.5
1968-69	Johnny Green	51.8
1969-70	Darall Imhoff	54.0
1970-71	Archie Clark	49.6
1971-72	Bill Bridges	50.9
1972-73	Dale Schlueter	52.4
1973-74	Steve Mix	47.5
1974-75	Doug Collins	48.8
1975-76	Doug Collins	51.3
1976-77	Darryl Dawkins	62.8
1977-78	Darryl Dawkins	57.5
1978-79	Eric Money	54.8
1979-80	Maurice Cheeks	54.0
1980-81	Darryl Dawkins	60.7
1981-82	Bobby Jones, Darryl Dawkins	56.4
1982-83	Bobby Jones	54.3
1983-84	Maurice Cheeks	55.0
1984-85	Maurice Cheeks	57.0
1985-86	Charles Barkley	57.2
1986-87	Charles Barkley	59.4
1987-88	Charles Barkley	58.7
1988-89	Charles Barkley	57.9
1989-90	Charles Barkley	60.0
1990-91	Charles Barkley	57.0
1991-92	Charles Barkley	55.2
1992-93	Hersey Hawkins, Jeff Hornacek	47.0
1993-94	Warren Kidd	59.2
1994-95	Jeff Malone	50.7
1995-96	Derrick Alston	51.2
1996-97	Scott Williams	50.9
1997-98	Theo Ratliff	51.2
1998-99	Matt Geiger	47.9
1999-00	Theo Ratliff	50.3
2000-01	Todd MacCulloch	58.9
2001-02	Dikembe Mutombo	50.1
2002-03	Brian Skinner	55.0
2003-04	Samuel Dalembert	54.1
2004-05	Samuel Dalembert	52.4
2005-06	Steven Hunter	60.1
2006-07	Steven Hunter	57.7

YEARLY LEADERS



In 2004-05, Kyle Korver set the single-season franchise record and tied for the NBA lead with 226 three-point field goals made.

2007-08	Thaddeus Young	53.9
2008-09	Marreese Speights	50.2
2009-10	Samuel Dalembert	54.5
2010-11	Thaddeus Young	54.1
2011-12	Thaddeus Young	50.7
2012-13	Thaddeus Young	53.1
2013-14	Henry Sims	48.9
2014-15	Henry Sims	47.4
2015-16	Carl Landry	55.6

3-PT FIELD GOALS MADE - compiled since 1979-80

1979-80	Henry Bibby	11
1980-81	Andrew Toney	9
1981-82	Andrew Toney	25
1982-83	Andrew Toney	22
1983-84	Andrew Toney	12
1984-85	Andrew Toney	39
1985-86	Charles Barkley	17
1986-87	Andrew Toney	22
1987-88	Gerald Henderson	67
1988-89	Hersey Hawkins	71
1989-90	Hersey Hawkins	84
1990-91	Hersey Hawkins	108
1991-92	Hersey Hawkins	91
1992-93	Hersey Hawkins	122
1993-94	Dana Barros	135
1994-95	Dana Barros	197
1995-96	Vernon Maxwell	146
1996-97	Allen Iverson	155
1997-98	Allen Iverson	70
1998-99	Allen Iverson	58
1999-00	Allen Iverson	89
2000-01	Allen Iverson	98
2001-02	Allen Iverson	78
2002-03	Allen Iverson	84
2003-04	Kyle Korver	81
2004-05	**Kyle Korver**	**226**
2005-06	Kyle Korver	184
2006-07	Kyle Korver	132
2007-08	Andre Iguodala	101
2008-09	Andre Iguodala	80
2009-10	Andre Iguodala	94
2010-11	Jodie Meeks	138
2011-12	Jodie Meeks	97
2012-13	Dorell Wright	135
2013-14	James Anderson	115

3-PT FIELD GOAL ATTEMPTS - compiled since 1979-80

1979-80	Henry Bibby	52
1980-81	Andrew Toney	29
1981-82	Andrew Toney	59
1982-83	Andrew Toney	76
1983-84	Andrew Toney	38
1984-85	Andrew Toney	105
1985-86	Charles Barkley	75
1986-87	Charles Barkley	104
1987-88	Gerald Henderson	159
1988-89	Hersey Hawkins	166
1989-90	Hersey Hawkins	200
1990-91	Hersey Hawkins	270
1991-92	Hersey Hawkins	229
1992-93	Hersey Hawkins	307
1993-94	Dana Barros	354
1994-95	Dana Barros	425
1995-96	Vernon Maxwell	460
1996-97	Allen Iverson	455
1997-98	Allen Iverson	235
1998-99	Allen Iverson	199
1999-00	Allen Iverson	261
2000-01	Allen Iverson	306
2001-02	Allen Iverson	268
2002-03	Allen Iverson	303
2003-04	Kyle Korver	207
2004-05	**Kyle Korver**	**558**
2005-06	Kyle Korver	438
2006-07	Kyle Korver	307
2007-08	Andre Iguodala	307
2008-09	Andre Iguodala	261
2009-10	Andre Iguodala	303
2010-11	Jodie Meeks	348
2011-12	Jodie Meeks	266
2012-13	Dorell Wright	361
2013-14	James Anderson	351
2014-15	Robert Covington	167
2015-16	Isaiah Canaan	176

3-PT FIELD GOAL PERCENTAGE

Compiled since 1979-80 - Minimun of 20

1979-80	Henry Bibby	21.2
1980-81	Andrew Toney	31.0
1981-82	Andrew Toney	42.4
1982-83	Andrew Toney	28.9
1983-84	Maurice Cheeks	40.0
1984-85	Andrew Toney	37.1
1985-86	Leon Wood	44.8
1986-87	Andrew Toney	32.8
1987-88	Gerald Henderson	42.1
1988-89	Hersey Hawkins	42.8
1989-90	Hersey Hawkins	42.0
1990-91	Hersey Hawkins	40.0
1991-92	Hersey Hawkins	39.7
1992-93	Hersey Hawkins	39.7
1993-94	Dana Barros	38.1
1994-95	**Dana Barros**	**46.4**
1995-96	Scott Skiles	44.1
1996-97	Rex Walters	38.5
1997-98	Tim Thomas	36.3
1998-99	George Lynch	39.1
1999-00	Aaron McKie	36.4
2000-01	Toni Kukoc	41.0
2001-02	Aaron McKie	39.8
2002-03	Keith Van Horn	36.9
2003-04	Aaron McKie	43.6
2004-05	Kyle Korver	40.5

★ Bold denotes franchise record

YEARLY LEADERS

2005-06	Kyle Korver	42.0
2006-07	Kyle Korver	43.0
2007-08	Lou Williams	35.9
2008-09	Thaddeus Young	34.1
2009-10	Jrue Holiday	39.0
2010-11	Jodie Meeks	39.7
2011-12	Andre Iguodala	39.4
2012-13	Dorell Wright	37.4
2013-14	Hollis Thompson	40.1
2014-15	Hollis Thompson	40.1
2015-16	Hollis Thompson	38.0

FREE THROWS MADE

1949-50	Dolph Schayes	376
1950-51	Dolph Schayes	457
1951-52	Dolph Schayes	342
1952-53	Dolph Schayes	512
1953-54	Dolph Schayes	488
1954-55	Dolph Schayes	489
1955-56	Dolph Schayes	542
1956-57	Dolph Schayes	625
1957-58	Dolph Schayes	629
1958-59	Dolph Schayes	526
1959-60	Dolph Schayes	533
1960-61	Dolph Schayes	680
1961-62	Dave Gambee	384
1962-63	Hal Greer	362
1963-64	Hal Greer	435
1964-65	Hal Greer	335
1965-66	Wilt Chamberlain	501
1966-67	Chet Walker	445
1967-68	Hal Greer	422
1968-69	Billy Cunningham	556
1969-70	Billy Cunningham	510
1970-71	Billy Cunningham	455
1971-72	Billy Cunningham	428
1972-73	Fred Carter	259
1973-74	Tom Van Arsdale	298
1974-75	Bill Cunningham	345
1975-76	George McGinnis	475
1976-77	Julius Erving	400
1977-78	Lloyd Free & McGinnis	411
1978-79	Julius Erving	373
1979-80	Julius Erving	420
1980-81	Julius Erving	422
1981-82	Julius Erving	411
1982-83	Moses Malone	600
1983-84	Moses Malone	545
1984-85	**Moses Malone**	**737**
1985-86	Moses Malone	617
1986-87	Charles Barkley	429
1987-88	Charles Barkley	714
1988-89	Charles Barkley	602
1989-90	Charles Barkley	557
1990-91	Charles Barkley	475
1991-92	Charles Barkley	454
1992-93	Hersey Hawkins	419
1993-94	Clarence Weatherspoon	298
1994-95	Dana Barros	347
1995-96	Jerry Stackhouse	387
1996-97	Jerry Stackhouse	511
1997-98	Allen Iverson	390
1998-99	Allen Iverson	356
1999-00	Allen Iverson	442
2000-01	Allen Iverson	585
2001-02	Allen Iverson	475
2002-03	Allen Iverson	570
2003-04	Allen Iverson	339
2004-05	Allen Iverson	656
2005-06	Allen Iverson	675
2006-07	Andre Iguodala	452
2007-08	Andre Iguodala	365



Billy Cunningham (No. 32) led the Sixers in free throws made in four consecutive seasons (1968-72).

2008-09	Andre Iguodala	377
2009-10	Andre Iguodala	315
2010-11	Lou Williams	293
2011-12	Lou Williams	237
2012-13	Jrue Holiday	182
2013-14	Michael Carter-Williams	258
2014-15	Robert Covington	178
2015-16	Jerami Grant	212

FREE THROWS ATTEMPTED

1949-50	Dolph Schayes	486
1950-51	Dolph Schayes	608
1951-52	Dolph Schayes	424
1952-53	Dolph Schayes	619
1953-54	Dolph Schayes	590
1954-55	Dolph Schayes	587
1955-56	Dolph Schayes	632
1956-57	Dolph Schayes	691
1957-58	Dolph Schayes	696
1958-59	Dolph Schayes	609
1959-60	Dolph Schayes	597
1960-61	Dolph Schayes	783
1961-62	Dolph Schayes	470
1962-63	Hal Greer	434
1963-64	Hal Greer	525
1964-65	Hal Greer	413
1965-66	**Wilt Chamberlain**	**976**
1966-67	Wilt Chamberlain	875
1967-68	Wilt Chamberlain	932
1968-69	Billy Cunningham	754
1969-70	Billy Cunningham	700
1970-71	Billy Cunningham	620
1971-72	Billy Cunningham	601
1972-73	Fred Carter	368
1973-74	Fred Carter	358
1974-75	Billy Cunningham	444
1975-76	George McGinnis	642
1976-77	George McGinnis	546
1977-78	George McGinnis	574
1978-79	Julius Erving	501
1979-80	Julius Erving	534

★ Bold denotes franchise record

YEARLY LEADERS



Wilt Chamberlain set franchise records in total points (2,649), scoring (33.5 ppg), field goals made (1074), field goal attempts (1990) and free throws attempted (976) during the 1965-66 season.

Free Throws Attempted Continued...

1980-81	Julius Erving	536
1981-82	Julius Erving	539
1982-83	Moses Malone	788
1983-84	Moses Malone	727
1984-85	Moses Malone	904
1985-86	Moses Malone	784
1986-87	Charles Barkley	564
1987-88	Charles Barkley	951
1988-89	Charles Barkley	799
1989-90	Charles Barkley	744
1990-91	Charles Barkley	658
1991-92	Charles Barkley	653
1992-93	Hersey Hawkins	487
1993-94	Clarence Weatherspoon	430
1994-95	Dana Barros	386
1995-96	Jerry Stackhouse	518
1996-97	Jerry Stackhouse	667
1997-98	Allen Iverson	535
1998-99	Allen Iverson	474
1999-00	Allen Iverson	620
2000-01	Allen Iverson	719
2001-02	Allen Iverson	585
2002-03	Allen Iverson	736
2003-04	Allen Iverson	455
2004-05	Allen Iverson	786
2005-06	Allen Iverson	829
2006-07	Andre Iguodala	551
2007-08	Andre Iguodala	506
2008-09	Andre Iguodala	521
2009-10	Andre Iguodala	430
2010-11	Lou Williams	356
2011-12	Lou Williams	292
2012-13	Jrue Holiday	242
2013-14	Michael Carter-Williams	367
2014-15	Robert Covington	217
2015-16	Jerami Grant	322

FREE THROW PERCENTAGE - Minimun of 50

1949-50	Al Cervi	89.2
1950-51	Fred Scolari	84.3
1951-52	Al Cervi	88.3
1952-53	Dolph Schayes	82.7
1953-54	Dolph Schayes	82.7
1954-55	Dolph Schayes	83.3
1955-56	Dolph Schayes	85.8
1956-57	Dolph Schayes	90.4
1957-58	Dolph Schayes	90.4
1958-59	Dolph Schayes	86.4
1959-60	Dolph Schayes	89.3
1960-61	Dolph Schayes	86.8
1961-62	Dolph Schayes	89.7
1962-63	Larry Costello	88.1
1963-64	Larry Costello	86.5
1964-65	Larry Costello	87.7
1965-66	Dave Gambee	85.0
1966-67	Wali Jones	83.8
1967-68	Larry Costello	82.7
1968-69	Wali Jones	80.9
1969-70	Wali Jones	84.1
1970-71	Hal Greer	80.5
1971-72	Kevin Loughery	82.7
1972-73	Don May	85.5
1973-74	Don May	87.3
1974-75	Doug Collins	84.4
1975-76	Doug Collins	83.6
1976-77	Doug Collins	84.0
1977-78	Julius Erving	84.5
1978-79	Doug Collins	81.4
1979-80	Doug Collins	91.1
1980-81	Steve Mix	83.3
1981-82	Caldwell Jones	81.7
1982-83	Bobby Jones	79.3
1983-84	Andrew Toney	83.9
1984-85	Maurice Cheeks	87.9
1985-86	Maurice Cheeks	84.2
1986-87	Julius Erving	81.3
1987-88	**Mike Gminski**	**93.8**
1988-89	Scott Brooks	88.4
1989-90	Hersey Hawkins	88.8
1990-91	Hersey Hawkins	87.1
1991-92	Johnny Dawkins	88.2
1992-93	Jeff Hornacek	86.5
1993-94	Jeff Hornacek	87.3
1994-95	Dana Barros	89.9
1995-96	Trevor Ruffin	81.3
1996-97	Rex Walters	79.0
1997-98	Jimmy Jackson	81.8
1998-99	Matt Geiger	79.7
1999-00	Aaron McKie	82.9
2000-01	Allen Iverson	81.4
2001-02	Speedy Claxton	83.8
2002-03	Eric Snow	85.8
2003-04	Glenn Robinson	83.2
2004-05	Kyle Korver	85.4
2005-06	Kyle Korver	84.9
2006-07	Kyle Korver	91.4
2007-08	Lou Williams	78.3
2008-09	Andre Miller	82.6
2009-10	Rodney Carney	82.5
2010-11	Jodie Meeks	89.4
2011-12	Jodie Meeks	90.6
2012-13	Dorell Wright	85.1
2013-14	Evan Turner	82.9
2014-15	Alexey Shved	84.2
2015-16	Isaiah Canaan	83.3

TOTAL REBOUNDS - compiled since 1950-51

1950-51	Dolph Schayes	1080
1951-52	Dolph Schayes	773
1952-53	Dolph Schayes	920
1953-54	Dolph Schayes	870

★ Bold denotes franchise record

YEARLY LEADERS

Total Rebounds Continued...

1954-55	Dolph Schayes	887
1955-56	Dolph Schayes	891
1956-57	Dolph Schayes	1008
1957-58	Dolph Schayes	1022
1958-59	John Kerr	1008
1959-60	Dolph Schayes	959
1960-61	Dolph Schayes	960
1961-62	John Kerr	1176
1962-63	John Kerr	1039
1963-64	John Kerr	1018
1964-65	Luke Jackson	980
1965-66	Wilt Chamberlain	1943
1966-67	**Wilt Chamberlain**	**1957**
1967-68	Wilt Chamberlain	1952
1968-69	Billy Cunningham	1050
1969-70	Billy Cunningham	1101
1970-71	Billy Cunningham	946
1971-72	Billy Cunningham	918
1972-73	LeRoy Ellis	744
1973-74	LeRoy Ellis	890
1974-75	Bill Cunningham	726
1975-76	George McGinnis	967
1976-77	George McGinnis	911
1977-78	George McGinnis	810
1978-79	Caldwell Jones	747
1979-80	Caldwell Jones	950
1980-81	Caldwell Jones	813
1981-82	Caldwell Jones	708
1982-83	Moses Malone	1194
1983-84	Moses Malone	950
1984-85	Moses Malone	1031
1985-86	Charles Barkley	1026
1986-87	Charles Barkley	994
1987-88	Charles Barkley	951
1988-89	Charles Barkley	986
1989-90	Charles Barkley	909
1990-91	Charles Barkley	680
1991-92	Charles Barkley	830
1992-93	Clarence Weatherspoon	589
1993-94	Clarence Weatherspoon	832
1994-95	Shawn Bradley	659
1995-96	Clarence Weatherspoon	753
1996-97	Clarence Weatherspoon	679
1997-98	Derrick Coleman	587
1998-99	Theo Ratliff	407
1999-00	Tyrone Hill	625
2000-01	Tyrone Hill	687
2001-02	Dikembe Mutombo	863
2002-03	Keith Van Horn	524
2003-04	Kenny Thomas	750
2004-05	Samuel Dalembert	542
2005-06	Chris Webber	741
2006-07	Samuel Dalembert	773
2007-08	Samuel Dalembert	849
2008-09	Sameul Dalembert	701
2009-10	Samuel Dalembert	784
2010-11	Elton Brand	676
2011-12	Elton Brand	429
2012-13	Spencer Hawes	590
2013-14	Thaddeus Young	476
2014-15	Nerlens Noel	611
2015-16	Nerlens Noel	542

OFFENSIVE REBOUNDS - compiled since 1973-74

1973-74	Steve Mix	305
1974-75	Clyde Lee	264
1975-76	George McGinnis	260
1976-77	George McGinnis	324
1977-78	George McGinnis	282
1978-79	Bobby Jones	199
1979-80	Caldwell Jones	219

Charles Barkley played eight seasons with the 76ers (1984-92).

1980-81	Julius Erving	244
1981-82	Julius Erving	220
1982-83	**Moses Malone**	**445**
1983-84	Moses Malone	352
1984-85	Moses Malone	385
1985-86	Charles Barkley	354
1986-87	Charles Barkley	390
1987-88	Charles Barkley	385
1988-89	Charles Barkley	403
1989-90	Charles Barkley	361
1990-91	Charles Barkley	258
1991-92	Charles Barkley	271
1992-93	Clarence Weatherspoon	179
1993-94	Clarence Weatherspoon	254
1994-95	Shawn Bradley	243
1995-96	Clarence Weatherspoon	237
1996-97	Clarence Weatherspoon	219
1997-98	Theo Ratliff	175
1998-99	Theo Ratliff	139
1999-00	Tyrone Hill	220
2000-01	Tyrone Hill	239
2001-02	Dikembe Mutombo	254
2002-03	Keith Van Horn	159
2003-04	Kenny Thomas	261
2004-05	Samuel Dalembert	187
2005-06	Chris Webber	184
2006-07	Samuel Dalembert	239
2007-08	Samuel Dalembert	304
2008-09	Samuel Dalembert	214
2009-10	Samuel Dalembert	239
2010-11	Elton Brand	237
2011-12	Elton Brand	145
2012-13	Thaddeus Young	182
2013-14	Thaddeus Young	166
2014-15	Nerlens Noel	185
2015-16	Nerlens Noel	154

DEFENSIVE REBOUNDS - compiled since 1973-74

1973-74	LeRoy Ellis	598
1974-75	Bill Cunningham	596
1975-76	George McGinnis	707
1976-77	George McGinnis	587

★ Bold denotes franchise record

YEARLY LEADERS

Defensive Rebounds Continued...

1977-78	George McGinnis	528
1978-79	Caldwell Jones	570
1979-80	Caldwell Jones	731
1980-81	Caldwell Jones	613
1981-82	Caldwell Jones	544
1982-83	**Moses Malone**	**749**
1983-84	Moses Malone	598
1984-85	Moses Malone	646
1985-86	Charles Barkley	672
1986-87	Charles Barkley	604
1987-88	Charles Barkley	566
1988-89	Charles Barkley	583
1989-90	Charles Barkley	548
1990-91	Rick Mahorn	470
1991-92	Charles Barkley	559
1992-93	Clarence Weatherspoon	410
1993-94	Clarence Weatherspoon	578
1994-95	Shawn Bradley	416
1995-96	Clarence Weatherspoon	516
1996-97	Clarence Weatherspoon	460
1997-98	Derrick Coleman	438
1998-99	Theo Ratliff	268
1999-00	Tyrone Hill	405
2000-01	Tyrone Hill	448
2001-02	Dikembe Mutombo	609
2002-03	Keith Van Horn	365
2003-04	Kenny Thomas	489
2004-05	Andre Iguodala	375
2005-06	Chris Webber	557
2006-07	Samuel Dalembert	494
2007-08	Samuel Dalembert	545
2008-09	Samuel Dalembert	487
2009-10	Samuel Dalembert	545
2010-11	Elton Brand	439
2011-12	Evan Turner	349
2012-13	Thaddeus Young	182
2013-14	Spencer Hawes	364
2014-15	Nerlens Noel	426
2015-16	Nerlens Noel	388

ASSISTS

1949-50	Al Cervi	264
1950-51	Fred Scolari	255
1951-52	George King	244
1952-53	George King	364
1953-54	Paul Seymour	364
1954-55	Paul Seymour	483
1955-56	George King	410
1956-57	Dolph Schayes	229
1957-58	Larry Costello	317
1958-59	Larry Costello	379
1959-60	Larry Costello	449
1960-61	Larry Costello	413
1961-62	Larry Costello	359
1962-63	Larry Costello	334
1963-64	Hal Greer	374
1964-65	Hal Greer	313
1965-66	Wilt Chamberlain	414
1966-67	Wilt Chamberlain	630
1967-68	Wilt Chamberlain	702
1968-69	Hal Greer	414
1969-70	Hal Greer	405
1970-71	Archie Clark	440
1971-72	Billy Cunningham	443
1972-73	Fred Carter	349
1973-74	Fred Carter	443
1974-75	Billy Cunningham	442
1975-76	Fred Carter	372
1976-77	Henry Bibby	356
1977-78	Henry Bibby	464
1978-79	Maurice Cheeks	431
1979-80	Maurice Cheeks	556
1980-81	Maurice Cheeks	560
1981-82	Maurice Cheeks	667
1982-83	Maurice Cheeks	543
1983-84	Maurice Cheeks	478
1984-85	Maurice Cheeks	497
1985-86	**Maurice Cheeks**	**753**
1986-87	Maurice Cheeks	538
1987-88	Maurice Cheeks	635
1988-89	Maurice Cheeks	554
1989-90	Johnny Dawkins	601
1990-91	Rickey Green	413
1991-92	Johnny Dawkins	567
1992-93	Jeff Hornacek	548
1993-94	Dana Barros	424
1994-95	Dana Barros	619
1995-96	Vern Maxwell	330
1996-97	Allen Iverson	567
1997-98	Allen Iverson	494
1998-99	Eric Snow	301
1999-00	Eric Snow	624
2000-01	Aaron McKie	377
2001-02	Eric Snow	400
2002-03	Eric Snow	544
2003-04	Eric Snow	563
2004-05	Allen Iverson	596
2005-06	Allen Iverson	532
2006-07	Andre Iguodala	432
2007-08	Andre Miller	391
2008-09	Andre Miller	534
2009-10	Andre Iguodala	472
2010-11	Jrue Holiday	531
2011-12	Andre Iguodala	339
2012-13	Evan Turner	461
2013-14	Michael Carter-Williams	441
2014-15	Michael Carter-Williams	302
2015-16	T.J. McConnell	367

PERSONAL FOULS

1949-50	Alex Hannum	264
1950-51	Dolph Schayes & Alex Hannum	271
1951-52	Red Rocha	249
1952-53	Dolph Schayes	271
1953-54	Earl Loyd	303
1954-55	Earl Loyd	283
1955-56	Earl Loyd	267
1956-57	Earl Loyd	282
1957-58	Larry Costello	246
1958-59	Dolph Schayes	280
1959-60	Dolph Schayes	263
1960-61	Dolph Schayes	296
1961-62	Dave Gambee	275
1962-63	Hal Greer	286
1963-64	Hal Greer	291
1964-65	Dave Gambee	277
1965-66	Hal Greer	315
1966-67	Hal Greer	302
1967-68	Hal Greer	289
1968-69	Billy Cunningham	329
1969-70	Billy Cunningham	331
1970-71	Billy Cunningham	328
1971-72	Billy Cunningham	295
1972-73	Fred Carter	252
1973-74	Steve Mix	305
1974-75	Doug Collins	291
1975-76	George McGinnis	334
1976-77	Caldwell Jones	301
1977-78	George Mcginnis	287
1978-79	Caldwell Jones	303

★ Bold denotes franchise record

YEARLY LEADERS

Personal Fouls Continued...

1979-80	Darryl Dawkins	328
1980-81	Darryl Dawkins	316
1981-82	Caldwell Jones	301
1982-83	Andrew Toney	255
1983-84	Andrew Toney	251
1984-85	Charles Barkley	301
1985-86	Charles Barkley	333
1986-87	Roy HInson	281
1987-88	Charles Barkley	278
1988-89	Charles Barkley	262
1989-90	Rick Mahorn	251
1990-91	Rick Mahorn	276
1991-92	Charles Shackleford	205
1992-93	Andrew Lang	261
1993-94	Eric Leckner	190
1994-95	**Shawn Bradley**	**338**
1995-96	Clarence Weatherspoon	214
1996-97	Allen Iverson	233
1997-98	Theo Ratliff	209
1998-99	Theo Ratliff	180
1999-00	Tyrone Hill, Eric Snow	243
2000-01	Tyrone Hill	242
2001-02	Dikembe Mutombo	242
2002-03	Keith Van Horn	251
2003-04	Samuel Dalembert	273
2004-05	Kyle Korver	265
2005-06	Samuel Dalembert	244
2006-07	Samuel Dalembert	287
2007-08	Samuel Dalembert	269
2008-09	Samuel Dalembert	248
2009-10	Samuel Dalembert	252
2010-11	Elton Brand	244
2011-12	Elton Brand	176
2012-13	Spencer Hawes	233
2013-14	Carter-Williams/T. Young	213
2014-15	Nerlens Noel	208
2015-16	Robert Covington	232

DISQUALIFICATIONS - compiled since 1950-51

1950-51	Alex Hannum	16
1951-52	George Ratkovicz, Wally Osterkorn	8
1952-53	Bill Gabor	11
1953-54	Earl Loyd	12
1954-55	Dolph Schayes	6
1955-56	Dolph Schayes	9
1956-57	Earl Loyd	10
1957-58	Dolph Schayes	6
1958-59	Dolph Schayes	9
1959-60	Dolph Schayes	10
1960-61	Schayes, L. Costello, Swede Halbrook	9
1961-62	Dave Gambee	10
1962-63	Lee Schaffer, Paul Neumann	5
1963-64	Hal Greer, Dave Gambee, Al Bianchi	6
1964-65	Larry Costello & Al Bianchi	10
1965-66	Bill Cunningham	12
1966-67	Wali Jones, Luke Jackson	6
1967-68	Hal Greer	7
1968-69	Darrall Imhoff	12
1969-70	Bill Cunningham	15
1970-71	Dennis Awtrey	7
1971-72	Bill Cunningham	12
1972-73	Fred Carter	8
1973-74	Steve Mix	9
1974-75	Clyde Lee	9
1975-76	George McGinnis	13
1976-77	George McGinnis	4
1977-78	George McGinnis	6
1978-79	Caldwell Jones	10
1979-80	Darryl Dawkins	8
1980-81	Darryl Dawkins	9
1981-82	Darryl Dawkins, Andrew Toney	5
1982-83	Bobby Jones	4
1983-84	Julius Erving, Sam Williams	3
1984-85	Charles Barkley	5
1985-86	Charles Barkley	8
1986-87	Charles Barkley	5
1987-88	Charles Barkley	6
1988-89	Charles Barkley, Derek Smith	3
1989-90	Barkley, Mahorn, Smith, Hawkins	2
1990-91	Rick Mahorn	6
1991-92	Charles Shackleford	3
1992-93	Andrew Lang	4
1993-94	Shawn Bradley	3
1994-95	**Shawn Bradley**	**18**
1995-96	LaSalle Thompson	5
1996-97	Mark Davis	7
1997-98	Theo Ratliff	6
1998-99	Theo Ratliff	8
1999-00	Theo Ratliff	4
2000-01	Aaron McKie, Theo Ratliff	3
2001-02	Dikembe Mutombo	2
2002-03	Keith Van Horn	7
2003-04	Samuel Dalembert	4
2004-05	Samuel Dalembert	4
2005-06	Samuel Dalembert	9
2006-07	Samuel Dalembert	9
2007-08	Samuel Dalembert	3
2008-09	Samuel Dalembert	2
2009-10	Samuel Dalembert	5
2010-11	Elton Brand, Jrue Holiday	3
2011-12	Thaddeus Young	3
2012-13	Jrue Holiday	2
2013-14	Evan Turner	3
2014-15	Jerami Grant, Nerlens Noel	2
2015-16	Robert Covington	4

STEALS - compiled since 1973-74

1973-74	Steve Mix	212
1974-75	Doug Collins	108
1975-76	George McGinnis	198
1976-77	George McGinnis	163
1977-78	George McGinnis	137
1978-79	Maurice Cheeks	174
1979-80	Maurice Cheeks	183
1980-81	Maurice Cheeks	193
1981-82	Maurice Cheeks	209
1982-83	Maurice Cheeks	184
1983-84	Maurice Cheeks	171
1984-85	Maurice Cheeks	169
1985-86	Maurice Cheeks	207
1986-87	Maurice Cheeks	180
1987-88	Maurice Cheeks	167
1988-89	Charles Barkley	126
1989-90	Charles Barkley	148
1990-91	Hersey Hawkins	178
1991-92	Hersey Hawkins	157
1992-93	Hersey Hawkins	137
1993-94	Dana Barros	107
1994-95	Dana Barros	149
1995-96	Clarence Weatherspoon	112
1996-97	Allen Iverson	157
1997-98	Allen Iverson	176
1998-99	Allen Iverson	110
1999-00	Allen Iverson	144
2000-01	Allen Iverson	178
2001-02	Allen Iverson	168
2002-03	**Allen Iverson**	**225**
2003-04	Allen Iverson	115

★ Bold denotes franchise record

YEARLY LEADERS



Shawn Bradley, the second overall pick by Philadelphia in the 1993 NBA Draft, recorded a franchise-high 274 blocks during his second season in 1994-95

2004-05	Allen Iverson	180
2005-06	Allen Iverson	140
2006-07	Andre Iguodala	152
2007-08	Andre Igudala	171
2008-09	Andre Iguodala	131
2009-10	Andre Iguodala	141
2010-11	Jrue Holiday	120
2011-12	Andre Iguodala	107
2012-13	Thaddeus Young	133
2013-14	Thaddeus Young	167
2014-15	Nerlens Noel	133
2015-16	Nerlens Noel	118

BLOCKED SHOTS - compiled since 1973-74

1973-74	LeRoy Ellis	87
1974-75	Harvey Catchings	60
1975-76	Harvey Catchings	164
1976-77	Caldwell Jones	200
1977-78	Caldwell Jones	127
1978-79	Caldwell Jones	157
1979-80	Caldwell Jones	162
1980-81	Julius Erving	147
1981-82	Caldwell Jones	146
1982-83	Moses Malone	157
1983-84	Julius Erving	139
1984-85	Moses Malone	123
1985-86	Charles Barkley	125
1986-87	Roy Hinson	161
1987-88	Charles Barkley	103
1988-89	Mike Gminski	106
1989-90	Rick Mahorn	103
1990-91	Manute Bol	247
1991-92	Manute Bol	205
1992-93	Andrew Lang	141
1993-94	Shawn Bradley	147
1994-95	**Shawn Bradley**	**274**
1995-96	Clarence Weatherspoon	108
1996-97	Clarence Weatherspoon	86
1997-98	Theo Ratliff	203
1998-99	Theo Ratliff	149
1999-00	Theo Ratliff	171
2000-01	Theo Ratliff	187
2001-02	Dikembe Mutombo	190
2002-03	Derrick Coleman	69
2003-04	Samuel Dalembert	189
2004-05	Samuel Dalembert	121
2005-06	Sameul Dalembert	160
2006-07	Samuel Dalembert	159
2007-08	Samuel Dalembert	192
2008-09	Samuel Dalembert	146
2009-10	Samuel Dalembert	151
2010-11	Elton Brand	106
2011-12	Elton Brand	97
2012-13	Spencer Hawes	113
2013-14	Spencer Hawes	67
2014-15	Nerlens Noel	142
2015-16	Jerami Grant	127

TURNOVERS - compiled since 1977-78

1977-78	George McGinnis	312
1978-79	Julius Erving	315
1979-80	Julius Erving	284
1980-81	Julius Erving	266
1981-82	Erving, Toney	214
1982-83	Andrew Toney	271
1983-84	Andrew Toney	297
1984-85	Moses Malone	286
1985-86	**Charles Barkley**	**350**
1986-87	Charles Barkley	322
1987-88	Charles Barkley	304
1988-89	Charles Barkley	254
1989-90	Charles Barkley	243
1990-91	Hersey Hawkins	213
1991-92	Charles Barkley	235
1992-93	Jeff Hornacek	222
1993-94	Clarence Weatherspoon	195
1994-95	Dana Barros	242
1995-96	Jerry Stackhouse	252
1996-97	Allen Iverson	337
1997-98	Allen Iverson	244
1998-99	Allen Iverson	167
1999-00	Allen Iverson	230
2000-01	Allen Iverson	237
2001-02	Allen Iverson	237
2002-03	Allen Iverson	286
2003-04	Allen Iverson	209
2004-05	Allen Iverson	344
2005-06	Allen Iverson	248
2006-07	Andre Iguodala	261
2007-08	Andre Iguodala	214
2008-09	Andre Iguodala	222
2009-10	Andre Iguodala	218
2010-11	Jrue Holiday	218
2011-12	Jrue Holiday	135
2012-13	Jrue Holiday	292
2013-14	Michael Carter-Williams	247
2014-15	Nerlens Noel	208
2015-16	Nerlens Noel	158

★ Bold denotes franchise record

THE CENTER RECORDS (INDIVIDUAL)

	SIXERS			OPPONENTS		
Most Points	60	Allen Iverson vs. ORL	2/12/05	53	Jimmy Butler, CHI (OT)	1/14/16
Most Points, half	32	Allen Iverson vs. ATL, (2nd)	11/29/03	34	Mike Bibby, SAC	1/24/06
	32	Allen Iverson vs UTA (2nd)	12/20/04			
	32	Allen Iverson vs. CHI (2nd)	11/24/06			
Most Points, quarter	22	Allen Iverson vs. IND (3rd)	1/6/03	21	Ray Allen, MIL	2/26/01
				21	Paul George, IND	11/18/15
Most FG made	21	Allen Iverson vs. HOU (OT)	1/15/02	18	Tracy McGrady, ORL	3/28/01
				18	Dwyane Wade, MIA (OT)	4/14/05
Most FG attempted	42	Allen Iverson vs. HOU (OT)	1/15/02	36	Vince Carter, TOR (OT)	1/21/01
Most 3PT FG made	7	Kyle Korver vs IND	11/12/04	9	Jeremy Lin, HOU	11/13/13
	7	Jodie Meeks vs. CHA	12/4/10			
	7	Jodie Meeks vs. CLE	3/27/12			
	7	Robert Covington vs. SAC	2/10/16			
	7	Robert Covington vs. NYK	4/8/16			
Most 3 PT FG attempted	17	Robert Covington vs. MIL	4/10/16	17	Kobe Bryant, LAL	12/1/15
Most 3PT FG missed	12	Robert Covington vs. MIL	4/10/16	13	Kobe Bryant, LAL	12/1/15
Most FT made	24	Allen Iverson vs ORL (24-27)	2/12/05	21	Jimmy Butler, CHI (OT)	1/14/16
Most FT attempted	27	Allen Iverson vs ORL (24-27)	2/12/05	25	Jimmy Butler, CHI (OT) (21-25)	1/14/16
Best FG % (Min. 5 FGM)	1.000	DONE MULTIPLE TIMES		1.000	DONE MULTIPLE TIMES	
		Most without a miss:			Most without a miss:	
		D. Mutombo vs. DEN (9-9)	2/18/02		A. Varejao, CLE (10-10)	11/5/10
Best 3PT FG% (Min. 4 3FGM)	1.000	DONE MULTIPLE TIMES		1.000	Allan Houston, NY (5-5)	2/19/99
		Most without a miss:			Allan Houston, NY (5-5)	12/22/00
		Hollis Thompson vs. MEM (5-5)	12/13/14		Dorell Wright, POR (5-5)	12/14/13
Best FT% (Min. 10 Att.)	1.000	DONE MULTIPLE TIMES		1.000	DONE MULTIPLE TIMES	
Most rebounds	22	Lavoy Allen vs. CHA	2/9/13	25	Charles Barkley, HOU	1/10/97
Most OR	11	Dikembe Mutombo vs. MIL	3/26/01	12	Elton Brand, CHI	1/17/01
		Lavoy Allen vs. CHA	2/9/13			
Most DR	18	Chris Webber vs. MIN (OT)	12/12/05	21	Charles Barkley, HOU	1/10/97
Most assists	18	Andre Miller vs. CHI	3/26/08	20	Steven Nash, PHO	11/9/09
Most steals	9	Allen Iverson vs. ORL	3/19/00	8	DONE MULTIPLE TIMES	
	9	Allen Iverson vs. LAL	12/20/02			
	9	Michael Carter-Williams vs. MIA	10/30/13			
Most turnovers	12	Allen Iverson vs GSW	3/8/05	9	DONE MULTIPLE TIMES	
Most blocked shots	9	Theo Ratliff vs. MIL	2/16/99	8	Dikembe Mutombo, ATL	11/5/97
	9	Dikembe Mutombo vs. ATL	3/9/01			
	9	Dikembe Mutombo vs. MEM	12/2/01			
	9	Samuel Dalembert vs. NYK	4/3/04			
	9	Samuel Dalembert vs. MIN	12/12/07			
	9	Nerlens Noel vs. IND	2/20/15			
Most minutes played	54:05	Allen Iverson vs. BOS (3OT)	1/13/06	57:15	Ricky Davis, BOS (3OT)	1/13/06
Fastest disqualification (minutes)	11	Kyle Korver vs. SAS	11/14/04	13	Danny Fortson, SEA	11/16/04

THE CENTER RECORDS (TEAM)

	SIXERS			OPPONENT		
Most Points	126	vs. MIA (OT)	4/14/05	139	vs. POR	12/14/13
	126	vs. ORL (2OT)	12/3/13			
Least Points	66	vs. HOU	11/17/03	61	vs. ORL	2/4/13
	66	vs. DET	2/23/04			
Most Points, quarter	43	vs. MIN (2nd)	2/9/10	45	vs. MIA	10/30/13
Least Points, quarter	6	vs. SA (1st)	11/18/04	6	vs. GSW (3rd)	3/30/04
Most Points, half	73	vs. Min (1st)	2/9/10	74	vs. WAS (1st)	3/1/14
Least Points, half	22	vs. TOR (2nd)	4/4/12	22	vs. DEN (1st)	12/16/02
Widest margin of victory	43	vs. MIL	1/30/08	51	vs. SA	12/7/15
Most points, overtime	22	vs. MIA	4/14/05	18	vs. OKC	11/24/12
Least points, overtime	3	vs. CHI	3/11/15	2	vs. CHI	2/12/03
Most FG made	52	vs. NY	10/31/08	54	vs. WAS	4/14/97
Least FG made	19	vs. UTA	10/30/15	21	vs. NY	11/30/99
Most FG attempted	104	vs. CHI (OT)	3/11/15	106	vs. BOS (OT)	3/24/00
Least FG attempted	57	vs. NY	12/22/00	58	vs. NY	2/19/99
Best FG%	.630	vs. DAL (46-73)	2/29/00	.661	vs. SEA (41-62)	1/21/02
Worst FG%	.298	vs. DET (25-84)	11/14/12	.300	vs. NY (21-70)	11/30/99
Most 3PT FG made	16	vs. CHA	3/29/16	21	vs. POR	12/14/13
		vs. IND	4/2/16			
Least 3PT FG made	0	DONE MULTIPLE TIMES		0	DONE MULTIPLE TIMES	
Most 3PT FG attempted	46	vs. MIL (OT)	4/10/16	41	vs. HOU	11/13/13
Least 3PT FG attempted	0	vs. MIL	3/4/98	3	vs. CLE	11/8/02
Best 3PT FG% (Min. 5)	.875	vs. NY (7-8)	2/21/07	.857	vs. UTA (6-7)	12/14/03
Worst 3PT FG%	.000	DONE MULTIPLE TIMES		.000	DONE MULTIPLE TIMES	
Most FT made	43	vs. CHI	2/25/06	40	vs. BOS	4/12/05
				40	vs. SAC	3/12/14
Least FT made	3	vs. CLE	3/27/12	1	vs. GS	1/30/16
	3	vs. ATL	12/21/12			
	3	vs. ORL	2/4/13			
Most FT attempted	57	vs. CHI	2/25/06	51	vs. SA	2/12/99
Least FT attempted	5	vs. CLE	3/27/12	2	vs. GS	1/30/16
	5	vs. ORL	2/4/13			
Best FT% (Min. 15 Att.)	1.000	vs. PHO (18-18)	2/28/07	1.000	vs. IND (OT) (23-23)	11/12/04
Worst FT% (Min. 15 Att.)	.429	DONE MULTIPLE TIMES		.400	vs. CHI (6-15)	3/14/07
Most rebounds	62	vs. NY	10/31/08	65	vs. BOS (2OT)	3/24/00
Least rebounds	23	vs. CHA	3/27/09	26	vs. ORL	1/12/03
				26	vs. GS	12/14/09
Most OR	25	vs. GS	12/14/09	25	vs. NJ	1/15/03
				25	vs. DET	1/10/14
Least OR	2	vs. CHA	12/19/14	3	DONE MULTIPLE TIMES	
Most DR	49	vs. NY	10/31/08	55	vs. CHA	3/29/16
Least DR	16	vs. CHA	3/27/09	16	vs. DAL	3/22/04
Biggest rebound adv.	33	vs. GS (59-26)	12/14/09	27	vs. OKC (63-36)	3/18/16
Most assists	36	vs. CHI	3/26/08	41	vs. POR	12/14/13
	36	vs. BKN (OT)	12/20/13			
Least assists	9	vs. MIA	2/27/02	4	vs. NO	12/12/10
Most personal fouls	36	vs. SA	2/12/99	41	vs. NJ	11/10/04
Least personal fouls	8	vs. ATL	1/20/12	5	vs. ORL	2/4/13
	8	vs. GS	1/30/16			
Most steals	19	vs. WAS	4/12/00	23	vs. ATL	4/9/97
Least steals	1	vs. MIA	2/23/13	1	vs. CHA	4/2/14
Most turnovers	31	vs. IND	11/18/15	29	vs. CHA	11/7/07
Least turnovers	4	vs. LAL	2/6/12	5	vs. MIA	11/05/06
	4	vs. DET	11/14/12			
Most blocked shots	14	vs. SAC	1/19/98	15	vs. SA	11/22/99
	14	vs. IND	3/16/13	15	vs. HOU	11/13/13

NOTES

>> Back to Table of Contents

FRANCHISE ALL-TIME SINGLE-GAME TEAM RECORDS

Category		Opponent	Date	Round
Most Points	141	vs. San Francisco	4/14/67 (OT)	NBA Finals
Most FGM	57	vs. San Francisco	4/14/67 (OT)	NBA Finals
Most FGA	122	at Boston	03/26/61	E.D. Finals
Highest FG Pct.	.603 (47-78)	vs. Toronto	5/16/01	E.C. Semifinals
Most 3-PT FGM	11	vs. Toronto	5/16/01	E.C. Semifinals
	11	vs. Detroit	4/29/05	E.C. First Round
Most 3-PT FGA	23	vs. Detroit	4/29/05	E.C. First Round
Highest 3-PT FG Pct.	1.000 (3-3)	at Boston	5/22/85	E.C. Finals
Most FTM	51	at Boston	3/21/53 (4OT)	E.D. Semifinals
Most FTA	66	at New York	3/30/68	E.D. Semifinals
Highest FT Pct.	1.000 (16-16)	vs. Toronto	5/16/01	E.C. Semifinals
Most Total Rebounds	93	vs. San Francisco	4/16/67	NBA Finals
Most Offensive Rebounds	26	at Washington	4/24/85	First Round
	26	vs. New York	4/16/78	E.C. Semifinals
Most Defensive Rebounds	49	vs. New York	4/16/78	E.C. Semifinals
Most Assists	38	vs. Washington	4/27/86	First Round
Most Blocked Shots	**20**	**vs. Milwaukee**	**4/05/81**	**E.C. Semifinals**
Most Steals	20	vs. Orlando	5/13/99	First Round
Most Turnovers	30	at Portland	5/31/77	NBA Finals
Most Personal Fouls	**55**	**at Boston**	**3/21/53**	**E.D. Semifinals**

OPPONENT ALL-TIME SINGLE-GAME TEAM RECORDS

Category		Opponent	Date	Round
Most Points	156	vs. Milwaukee	3/30/70	E.D. Semifinals
Most FGM	**67**	**vs. Milwaukee**	**3/30/70**	**E.D. Semifinals**
Most FGA	**140**	**vs. San Francisco**	**4/14/67 (OT)**	**NBA Finals**
	140	**at Boston**	**3/18/54**	**E.D. Finals**
Highest FG Pct.	.610 (50-82)	at Milwaukee	4/29/86	E.C. Semifinals
Most 3-PT FGM	19	at Boston	5/03/02	First Round
Most 3-PT FGA	30	vs. Boston	4/28/02	First Round
Highest 3-PT FG Pct.	1.000 (1-1)	at LA Lakers	6/01/82	NBA Finals
	1.000 (1-1)	vs. Milwaukee	5/05/82	E.C. Semifinals
Most FTM	**57**	**at Boston**	**3/21/53 (4OT)**	**E.D. Semifinals**
Most FTA	64	at Boston	3/21/53 (4OT)	E.D. Semifinals
Highest FT Pct.	.964 (27-28)	vs. Boston	4/17/77	E.C. Semifinals
Most Total Rebounds	95	at Boston	3/18/59	E.D. Finals
Most Offensive Rebounds	28	at Houston	5/11/77	NBA Finals
Most Defensive Rebounds	48	vs. Portland	6/03/77	NBA Finals
Most Assists	46	vs. Milwaukee	3/30/70	E.D. Semifinals
Most Blocked Shots	13	at LA Lakers	6/08/01	NBA Finals
	13	at Washington	4/22/86	First Round
Most Steals	19	vs. Milwaukee	5/09/86	E.C. Semifinals
Most Turnovers	34	vs. Portland	5/22/77	NBA Finals
Most Personal Fouls	51	at Boston	3/21/53 (4OT)	E.D. Semifinals

Bold indicates NBA single-game playoff record

FRANCHISE ALL-TIME SINGLE-GAME INDIVIDUAL RECORDS

Category		Player	Opponent	Date	Round
Most Points	55	Allen Iverson	vs. New Orleans	4/20/03	E.C. Quarterfinals
Most FGM	22	Billy Cunningham	vs. Milwaukee	4/01/70	E.D. Semifinals
Most FGA	41	Allen Iverson	at LA Lakers	6/06/01	NBA Finals
Most FGM without a miss	6	Kenny Thomas	at New Jersey	4/26/03	First Round
Most 3-PT FGM	8	Allen Iverson	vs. Toronto	5/16/01	E.C. Semifinals
Most 3-PT FGA	14	Allen Iverson	vs. Toronto	5/16/01	E.C. Semifinals
Most 3-PT FGM without a miss	3	SEVERAL TIMES			
Most FTM	19	Allen Iverson	vs. Boston	4/28/01	First Round
Most FTA	25	Wilt Chamberlain	vs. Boston	4/12/66	E.D. Finals
Most FTM without a miss	16	Dolph Schayes	vs. Boston	3/25/59	E.D. Finals
Most Total Rebounds	41	Wilt Chamberlain	vs. Boston	4/05/67	E.D. Finals
Most Offensive Rebounds	11	Charles Barkley	vs. Cleveland	4/26/90	First Round
	11	Charles Barkley	vs. Washington	4/18/86	First Round
Most Defensive Rebounds	17	Dikembe Mutombo	vs. Indiana	4/21/01	First Round
Most Assists	19	Wilt Chamberlain	vs. Cincinnati	3/24/67	E.D. Semifinals
Most Blocked Shots	8	Caldwell Jones	vs. Washington	5/03/78	E.C. Finals
	8	Darryl Dawkins	vs. Atlanta	4/21/82	First Round
Most Steals	**10**	**Allen Iverson**	**vs. Orlando**	**5/13/99**	**First Round**
Most Turnovers	10	Moses Malone	at New Jersey	4/24/84	First Round
Minutes Played	**67**	**Paul Seymour**	**at Boston**	**3/21/53 (4OT)**	**E.D. Semifinals**
	67	**Red Rocha**	**at Boston**	**3/21/53 (4OT)**	**E.D. Semifinals**

OPPONENT ALL-TIME SINGLE-GAME INDIVIDUAL RECORDS

Category		Player	Opponent	Date	Round
Most Points	56	Wilt Chamberlain	at Philadelphia	3/22/62	E.D.
Semifinals					
Most FGM	24	Wilt Chamberlain	at Philadelphia	3/14/60	E.D. Semifinals
Most FGA	48	Rick Barry	at San Francisco	4/18/67	NBA Finals
	48	Wilt Chamberlain	at Philadelphia	3/22/62	E.D. Semifinals
Most FGM without a miss	7	Mehmet Okur	at Detroit	5/02/03	E.C. Semifinals
Most 3-PT FGM	**9**	**Vince Carter***	**at Toronto**	**5/11/01**	**E.C. Semifinals**
	9	**Ray Allen***	**at Milwaukee**	**6/01/01**	**E.C. Finals**
Most 3-PT FGA	14	Reggie Miller	at Indiana	4/28/01	First Round
Most 3-PT FGM without a miss	4	Austin Croshere	at Indiana	5/08/00	E.C. Semifinals
Most FTM	30	Bob Cousy	at Boston	3/21/53 (4OT)	E.D. Semifinals
Most FTA	32	Bob Cousy	at Boston	3/21/53 (4OT)	E.D. Semifinals
Most FTM without a miss	15	Neil Johnston	vs. Philadelphia	3/25/52	E.D. Finals
Most Total Rebounds	39	Bill Russell	at Boston	3/23/61	E.D. Finals
Most Offensive Rebounds	11	Moses Malone	at Houston	5/11/77	E.C. Finals
Most Defensive Rebounds	20	Bill Walton	at Portland	6/05/77	NBA Finals
	20	Bill Walton	vs. Portland	6/03/77	NBA Finals
	20	Dave Cowens	vs. Boston	5/01/77	E.C. Semifinals
Most Assists	18	Mark Price	at Cleveland	5/03/90	First Round
	18	Oscar Robertson	at Cincinnati	3/22/62	E.D. Semifinals
Most Blocked Shots	9	Manute Bol	vs. Washington	4/18/86	First Round
Most Steals	8	Craig Hodges	vs. Milwaukee	5/09/86	E.C. Semifinals
Most Turnovers	**11**	**John Williamson**	**vs. New Jersey**	**4/11/79**	**First Round**
Minutes Played	60	Bob Cousy	at Boston	3/21/53 (4OT)	E.D. Semifinals

Bold indicates NBA single-game playoff record
** Tied NBA single-game playoff record*

TOP-10 PLAYOFF CAREER LEADERS

GAMES PLAYED

1. Julius Erving....141
2. Maurice Cheeks....115
3. Bobby Jones....106
4. Dolph Schayes....103
5. Caldwell Jones....93
6t. Hal Greer....92
6t. Darryl Dawkins....92
8. Steve Mix....81
9. Paul Seymour....75
10. John (Red) Kerr....73

MINUTES PLAYED

1. Julius Erving....5288
2. Maurice Cheeks....4277
3. Hal Greer....3642
4. Caldwell Jones....3032
5. Bobby Jones....2854
6. Allen Iverson....2822
7. Andre Iguodala....2766
8. Dolph Schayes....2687
9. Darryl Dawkins....2254
10. John (Red) Kerr....2226

POINTS

1. Julius Erving....3088
2. Dolph Schayes....1973
3. Allen Iverson....1899
4. Hal Greer....1876
5. Maurice Cheeks....1730
6. Andrew Toney....1254
7. Bobby Jones....1215
8. Charles Barkley....1144
9. Darryl Dawkins....1102
10. Wilt Chamberlain....1096

SCORING AVERAGE

Min. of five games played

1. Allen Iverson....30.6
2. Wilt Chamberlain....24.9
3. Moses Malone....22.8
4. Charles Barkley....22.4
5. George Yardley....22.2
6. Julius Erving....21.9
7. Doug Collins....21.5
8. Hal Greer....20.4
9. Hersey Hawkins....19.5
10. Archie Clark....19.4

FIELD GOALS MADE

1. Julius Erving....1187
2. Hal Greer....705
3. Maurice Cheeks....697
4. Allen Iverson....677
5. Dolph Schayes....609
6. Andrew Toney....485
7. Bobby Jones....456
8. Darryl Dawkins....444
9. Wilt Chamberlain....435
10. Charles Barkley....413

FIELD GOALS ATTEMPTED

1. Julius Erving....2441
2. Allen Iverson....1685
3. Hal Greer....1657
4. Dolph Schayes....1491
5. Maurice Cheeks....1359
6. Andrew Toney....1015
7. John (Red) Kerr....948
8. Chet Walker....866
9. Bobby Jones....854
10. Darryl Dawkins....823

THREE-POINT FIELD GOALS MADE

1. Allen Iverson....115
2. Aaron McKie....51
3. Andre Iguodala....38
4. Jrue Holiday....31
5. Hersey Hawkins....28
6. Lou Williams....22
7. Charles Barkley....15
8. Keith Van Horn....14
9. Andrew Toney....12
10t. Toni Kukoc....11
10t. Jodie Meeks....11

THREE-POINT FIELD GOALS ATTEMPTED

1. Allen Iverson....345
2. Aaron McKie....128
3. Andre Iguodala....114
4. Lou Williams....93
5. Charles Barkley....72
6. Jrue Holiday....70
7. Hersey Hawkins....67
8. Andrew Toney....51
9. Eric Snow....40
10. Julius Erving....36

Andrew Toney, known as the "Boston Strangler," played in 72 career playoff games with the 76ers and was a member of the 1982-83 NBA Championship team.

TOP-10 CAREER PLAYOFF LEADERS

FREE THROWS MADE

1. Dolph Schayes....755
2. Julius Erving....707
3. Hal Greer....466
4. Allen Iverson....430
5. Maurice Cheeks....333
6. Chet Walker....318
7t. Bobby Jones....303
7t. Charles Barkley....303
9. Andrew Toney....272
10. Paul Seymour....248

FREE THROWS ATTEMPTED

1. Dolph Schayes....918
2. Julius Erving....908
3. Hal Greer....574
4. Allen Iverson....562
5. Wilt Chamberlain....522
6. Charles Barkley....453
7. Maurice Cheeks....432
8. Chet Walker....425
9. Bobby Jones....366
10. Andrew Toney....346

OFFENSIVE REBOUNDS

1. Julius Erving....360
2. Charles Barkley....244
3. Caldwell Jones....236
4. Bobby Jones....172
5. Darryl Dawkins....131
6. Dikembe Mutombo....127
7. Moses Malone....126
8. Tyrone Hill....121
9. Maurice Cheeks....96
10. George McGinnis....95

DEFENSIVE REBOUNDS

1. Caldwell Jones....670
2. Julius Erving....634
3. Darryl Dawkins....439
4. Charles Barkley....426
5. Bobby Jones....305
6. Maurice Cheeks....303
7. Moses Malone....287
8. Dikembe Mutombo....242
9. Tyrone Hill....231
10. George McGinnis....222

MOST REBOUNDS

1. Wilt Chamberlain....1208
2. Dolph Schayes....1051*
3. Julius Erving....994
4. Caldwell Jones....906
5. John (Red) Kerr....810
6. Charles Barkley....670
7. Darryl Dawkins....570
8. Luke Jackson....508
9. Hal Greer....505
10. Bobby Jones....477

** Schayes also appeared in the 1949-50 playoffs, but rebounds were not recorded*

ASSISTS

1. Maurice Cheeks....807
2. Julius Erving....594
3. Hal Greer....393
4. Allen Iverson....378
5. Andrew Toney....323
6. Eric Snow....290
7. Wilt Chamberlain....283
8. Dolph Schayes....257
9. Paul Seymour....257
10. Bobby Jones....228

PERSONAL FOULS

1. Julius Erving....403
2. Dolph Schayes....397
3. Darryl Dawkins....362
4. Caldwell Jones....358
5. Hal Greer....357
6. Bobby Jones....333
7. Maurice Cheeks....291
8. Andrew Toney....265
9. Paul Seymour....214
10. Larry Costello....207

STEALS

1. Maurice Cheeks....269
2. Julius Erving....235
3. Allen Iverson....136
4. Bobby Jones....99
5. Charles Barkley....82
6. Aaron McKie....66
7. Steve Mix....65
8. Eric Snow....63
9. Andre Iguodala....62
10. Andrew Toney....58

TURNOVERS

1. Julius Erving....396
2. Maurice Cheeks....284
3. Andrew Toney....257
4. Allen Iverson....199
5. Charles Barkley....188
6. Bobby Jones....163
7. Darryl Dawkins....151
8. Caldwell Jones....139
9. Eric Snow....122
10. Aaron McKie....89

BLOCKED SHOTS

1. Julius Erving....239
2. Caldwell Jones....200
3. Darryl Dawkins....142
4. Bobby Jones....133
5. Dikembe Mutombo....81
6. Moses Malone....58
7. Theo Ratliff....52
8. Charles Barkley....50
9. Maurice Cheeks....41
10. Mike Gminski....31

PLAYOFF YEAR-BY-YEAR BREAKDOWN

ALL-TIME PLAYOFF RESULTS

Year	Result
1949-50	Reached championship finals
1950-51	Reached Eastern finals
1951-52	Reached Eastern finals
1952-53	Reached Eastern semifinals
1953-54	Reached championship finals
1954-55	Won title
1955-56	Reached Eastern finals
1956-57	Reached Eastern finals
1957-58	Reached Eastern semifinals
1958-59	Reached Eastern finals
1959-60	Reached Eastern semifinals
1960-61	Reached Eastern finals
1961-62	Reached Eastern semifinals
1962-63	Reached Eastern semifinals
1963-64	Reached Eastern semifinals
1964-65	Reached Eastern finals
1965-66	Reached Eastern finals
1966-67	Won title
1967-68	Reached Eastern finals
1968-69	Reached Eastern semifinals
1969-70	Reached Eastern semifinals
1970-71	Reached Eastern semifinals
1975-76	Reached Eastern first round
1976-77	Reached championship finals
1977-78	Reached Eastern finals
1978-79	Reached Eastern semifinals
1979-80	Reached championship finals
1980-81	Reached Eastern finals
1981-82	Reached championship finals
1982-83	Won title
1983-84	Reached Eastern first round
1984-85	Reached Eastern finals
1985-86	Reached Eastern semifinals
1986-87	Reached Eastern first round
1988-89	Reached Eastern first round
1989-90	Reached Eastern semifinals
1990-91	Reached Eastern semifinals
1998-99	Reached Eastern semifinals
1999-00	Reached Eastern semifinals
2000-01	Reached championship finals
2001-02	Reached Eastern first round
2002-03	Reached Eastern semifinals
2004-05	Reached Eastern first round
2007-08	Reached Eastern first round
2008-09	Reached Eastern first round
2010-11	Reached Eastern first round
2011-12	Reached Eastern semifinals

ALL-TIME PLAYOFF RECORD

Year	W-L
1949-50	6-5
1950-51	4-3
1951-52	3-4
1952-53	0-2
1953-54	9-4
1954-55	7-4
1955-56	4-4
1956-57	2-3
1957-58	1-2
1958-59	5-4
1959-60	1-2
1960-61	4-4
1961-62	2-3
1962-63	2-3
1963-64	2-3
1964-65	6-5
1965-66	1-4
1966-67	11-4
1967-68	7-6
1968-69	1-4
1969-70	1-4
1970-71	3-4
1975-76	1-2
1976-77	10-9
1977-78	6-4
1978-79	5-4
1979-80	12-6
1980-81	9-7
1981-82	12-9
1982-83	12-1
1983-84	2-3
1984-85	8-5
1985-86	6-6
1986-87	2-3
1988-89	0-3
1989-90	4-6
1990-91	4-4
1998-99	3-5
1999-00	5-5
2000-01	12-11
2001-02	2-3
2002-03	6-6
2004-05	1-4
2007-08	2-4
2008-09	2-4
2010-11	1-4
2011-12	7-6
Totals	**216-205**
WINNING PCT.	**.513**

PLAYOFFS

ALL-TIME PLAYOFF RESULTS

1949-50

EASTERN DIVISION SEMIFINALS
(Syracuse 2, Philadelphia 0)

3/22/50	@ Syracuse	W	93-76
3/23/50	@ Philadelphia	W	59-53

EASTERN DIVISION FINALS
(Syracuse 2, New York 1)

3/26/50	@ Syracuse	W	91-83 (OT)
3/30/50	@ New York	L	76-80
4/2/50	@ Syracuse	W	91-80

NBA FINALS
(Minneapolis 4, Syracuse 2)

4/8/50	@ Syracuse	L	66-68
4/9/50	@ Syracuse	W	91-85
4/14/50	@ Minneapolis	L	76-91
4/16/50	@ Minneapolis	L	69-77
4/20/50	@ Syracuse	W	83-77
4/23/50	@ Minneapolis	L	95-110

1950-51

EASTERN DIVISION SEMIFINALS
(Syracuse 2, Philadelphia 0)

3/20/51	@ Philadelphia	W	91-81 (OT)
3/22/51	@ Syracuse	W	90-78

EASTERN DIVISION FINALS
(New York 3, Syracuse 2)

3/28/51	@ New York	L	92-103
3/29/51	@ Syracuse	W	102-80
3/31/51	@ New York	L	75-97
4/1/51	@ Syracuse	W	90-83
4/4/51	@ New York	L	81-83

1951-52

EASTERN DIVISION SEMIFINALS
(Syracuse 2, Philadelphia 1)

3/20/52	@ Syracuse	W	102-83
3/22/52	@ Philadelphia	L	95-100
3/23/52	@ Syracuse	W	84-73

EASTERN DIVISION FINALS
(New York 3, Syracuse 1)

4/2/52	@ Syracuse	L	85-87
4/3/52	@ Syracuse	W	102-92
4/4/52	@ New York	L	92-99
4/8/52	@ New York	L	93-100

1952-53

EASTERN DIVISION SEMIFINALS
(Boston 2, Syracuse 0)

3/19/53	@ Syracuse	L	81-87
3/21/53	@ Boston	L	105-111 (4 OT)

1953-54

EASTERN DIVISION ROUND ROBIN

3/17/54	Syracuse @ Boston	W	96-95 (OT)
318/54	New York @ Syracuse	W	75-68
3/21/54	Syracuse @ New York	W	103-99
3/22/54	Boston @ Syracuse	W	98-85

EASTERN DIVISION FINALS
(Syracuse 2, Boston 0)

3/25/54	@ Syracuse	W	109-94
3/27/54	@ Boston	W	83-76

NBA FINALS
(Minneapolis 4, Syracuse 3)

3/31/54	@ Minneapolis	L	68-79
4/3/54	@ Minneapolis	W	62-60
4/4/54	@ Syracuse	L	67-81
4/8/54	@ Syracuse	W	80-69
4/10/54	@ Syracuse	L	73-84
4/11/54	@ Minneapolis	W	65-63
4/12/54	@ Minneapolis	L	80-87

1954-55

EASTERN DIVISION SEMIFINALS
(received bye in semifinals)

EASTERN DIVISION FINALS
(Syracuse 3, Boston 1)

3/22/55	@ Syracuse	W	110-100
3/24/55	@ Syracuse	W	116-110
3/26/55	@ Boston	L	97-100 (OT)
3/27/55	@ Boston	W	110-94

NBA FINALS
(Syracuse 4, Fort Wayne 3)

3/31/55	@ Syracuse	W	86-82
4/2/55	@ Syracuse	W	87-84
4/3/55	@ Fort Wayne	L	89-96
4/5/55	@ Fort Wayne	L	102-109
4/7/55	@ Fort Wayne	L	71-74
4/9/55	@ Syracuse	W	109-104
4/10/55	@ Syracuse	W	92-91

1955-56

Third Place Game
Syracuse defeated New York, 82-77, on March 15, 1956, in Syracuse, N.Y., in a third-place "play-in" game. The win does not affect the franchise playoff record.

EASTERN DIVISION SEMIFINALS
(Syracuse 2, Boston 1)

3/17/56	@ Boston	L	93-110
3/19/56	@ Syracuse	W	101-98
3/21/56	@ Boston	W	102-97

EASTERN DIVISION FINALS
(Philadelphia 3, Syracuse 2)

3/23/56	@ Philadelphia	L	87-109
3/25/56	@ Syracuse	W	122-118
3/27/56	@ Philadelphia	L	96-119
3/28/56	@ Syracuse	W	108-104
3/29/56	@ Philadelphia	L	104-109

1956-57

EASTERN DIVISION SEMIFINALS
(Syracuse 2, Philadelphia 0)

3/16/57	@ Philadelphia	W	103-96
3/18/57	@ Syracuse	W	91-80

EASTERN DIVISION FINALS
(Boston 3, Syracuse 0)

3/21/57	@ Boston	L	90-108
3/23/57	@ Syracuse	L	105-120
3/24/57	@ Boston	L	80-83

1957-58

EASTERN DIVISION SEMIFINALS
(Philadelphia 2, Syracuse 1)

3/15/58	@ Syracuse	W	86-82
3/16/58	@ Philadelphia	L	93-95
3/18/58	@ Syracuse	L	88-101

ALL-TIME PLAYOFF RESULTS

1958-59

EASTERN DIVISION SEMIFINALS
(Syracuse 2, New York 0)

3/13/59	@ New York	W	129-123
3/15/59	@ Syracuse	W	131-115

EASTERN DIVISION FINALS
(Boston 4, Syracuse 3)

3/18/59	@ Boston	L	109-131
3/21/59	@ Syracuse	W	120-118
3/22/59	@ Boston	L	111-133
3/25/59	@ Syracuse	W	119-107
3/28/59	@ Boston	L	108-129
3/29/59	@ Syracuse	W	133-121
4/1/59	@ Boston	L	125-130

1959-60

EASTERN DIVISION SEMIFINALS
(Philadelphia 2, Syracuse 1)

3/11/60	@ Philadelphia	L	92-115
3/13/60	@ Syracuse	W	125-119
3/14/60	@ Philadelphia	L	112-132

1960-61

EASTERN DIVISION SEMIFINALS
(Syracuse 3, Philadelphia 0)

3/14/61	@ Philadelphia	W	115-107
3/16/61	@ Syracuse	W	115-114
3/18/61	@ Philadelphia	W	106-103

EASTERN DIVISION FINALS
(Boston 4, Syracuse 1)

3/19/61	@ Boston	L	115-128
3/21/61	@ Syracuse	W	115-98
3/23/61	@ Boston	L	110-133
3/25/61	@ Syracuse	L	107-120
3/26/61	@ Boston	L	101-123

1961-62

EASTERN DIVISION SEMIFINALS
(Philadelphia 3, Syracuse 2)

3/16/62	@ Philadelphia	L	103-110
3/18/62	@ Syracuse	L	82-97
3/19/62	@ Philadelphia	W	101-100
3/20/62	@ Syracuse	W	106-99
3/22/62	@ Philadelphia	L	104-121

1962-63

EASTERN DIVISION SEMIFINALS
(Cincinnati 3, Syracuse 2)

3/19/63	@ Syracuse	W	123-120
3/21/63	@ Cincinnati	L	115-133
3/23/63	@ Syracuse	W	121-117
3/24/63	@ Cincinnati	L	118-125
3/26/63	@ Syracuse	L	127-131 (OT)

1963-64

EASTERN DIVISION SEMIFINALS
(Cincinnati 3, Philadelphia 2)

3/22/64	@ Cincinnati	L	102-127
3/24/64	@ Philadelphia	W	122-114
3/25/64	@ Cincinnati	L	89-101
3/28/64	@ Philadelphia	W	129-120
3/29/64	@ Cincinnati	L	124-130

1964-65

EASTERN DIVISION SEMIFINALS
(Philadelphia 3, Cincinnati 1)

3/24/65	@ Cincinnati	W	119-117
3/26/65	@ Philadelphia	L	120-121
3/28/65	@ Cincinnati	W	108-94
3/31/65	@ Philadelphia	W	119-112

EASTERN DIVISION FINALS
(Boston 4, Philadelphia 3)

4/4/65	@ Boston	L	98-108
4/6/65	@ Philadelphia	W	109-103
4/8/65	@ Boston	L	94-112
4/9/65	@ Philadelphia	W	134-131 (OT)
4/11/65	@ Boston	L	108-114
4/13/65	@ Philadelphia	W	112-106
4/15/65	@ Boston	L	109-110

1965-66

EASTERN DIVISION SEMIFINALS
(received bye in semifinals)

EASTERN DIVISION FINALS
(Boston 4, Philadelphia 1)

4/3/66	@ Philadelphia	L	96-115
4/6/66	@ Boston	L	93-114
4/7/66	@ Philadelphia	W	111-105
4/10/66	@ Boston	L	108-114 (OT)
4/12/66	@ Philadelphia	L	112-120

1966-67

EASTERN DIVISION SEMIFINALS
(Philadelphia 3, Cincinnati 1)

3/21/67	@ Philadelphia	L	116-120
3/22/67	@ Cincinnati	W	123-102
3/24/67	@ Philadelphia	W	121-106
3/25/67	@ Cincinnati	W	112-94

EASTERN DIVISION FINALS
(Philadelphia 4, Boston 1)

3/31/67	@ Philadelphia	W	127-113
4/2/67	@ Boston	W	107-102
4/5/67	@ Philadelphia	W	115-104
4/9/67	@ Boston	L	117-121
4/11/67	@ Philadelphia	W	140-116

NBA FINALS
(Philadelphia 4, San Francisco 2)

4/14/67	@ Philadelphia	W	141-135 (OT)
4/16/67	@ Philadelphia	W	126-95
4/18/67	@ San Francisco	L	124-130
4/20/67	@ San Francisco	W	122-108
4/23/67	@ Philadelphia	L	109-117
4/24/67	@ San Francisco	W	125-122

1967-68

EASTERN DIVISION SEMIFINALS
(Philadelphia 4, New York 2)

3/22/68	@ Philadelphia	W	118-110
3/23/68	@ New York	L	117-128
3/27/68	@ Philadelphia	W	138-132 (2OT)
3/30/68	@ New York	L	98-1078
3/31/68	@ Philadelphia	W	123-107
4/1/68	@ New York	W	113-97

EASTERN DIVISION FINALS
(Boston 4, Philadelphia 3)

4/5/68	@ Philadelphia	L	118-127
4/10/68	@ Boston	W	115-106
4/11/68	@ Philadelphia	W	122-114
4/14/68	@ Boston	W	110-105
4/15/68	@ Philadelphia	L	104-122
4/17/68	@ Boston	L	106-114
4/19/68	@ Philadelphia	L	96-100

ALL-TIME PLAYOFF RESULTS

1968-69

EASTERN DIVISION SEMIFINALS
(Boston 4, Philadelphia 1)

3/26/69	@ Philadelphia	L	100-114
3/28/69	@ Boston	L	103-134
3/30/69	@ Philadelphia	L	118-125
4/1/69	@ Boston	W	119-116
4/4/69	@ Philadelphia	L	90-93

1969-70

EASTERN DIVISION SEMIFINALS
(Milwaukee 4, Philadelphia 1)

3/25/70	@ Milwaukee	L	118-125
3/27/70	@ Milwaukee	W	112-105
3/30/70	@ Philadelphia	L	120-156
4/1/70	@ Philadelphia	L	111-118
4/3/70	@ Milwaukee	L	106-115

1970-71

EASTERN CONFERENCE SEMIFINALS
(Baltimore 4, Philadelphia 3)

3/24/71	@ Baltimore	W	126-112
3/26/71	@ Philadelphia	L	107-119
3/28/71	@ Baltimore	L	103-111
3/30/71	@ Philadelphia	L	105-120
4/1/71	@ Baltimore	W	104-103
4/3/71	@ Philadelphia	W	98-94
4/4/71	@ Baltimore	L	120-128

1975-76

FIRST ROUND
(Buffalo 2, Philadelphia 1)

4/15/76	@ Philadelphia	L	89-95
4/16/76	@ Buffalo	W	131-106
4/18/76	@ Philadelphia	L	123-124 (OT)

1976-77

FIRST ROUND
(Received first round bye)

EASTERN CONFERENCE SEMIFINALS
(Philadelphia 4, Boston 3)

4/17/77	@ Philadelphia	L	111-113
4/20/77	@ Philadelphia	W	113-101
4/22/77	@ Boston	W	109-100
4/24/77	@ Boston	L	119-124
4/27/77	@ Philadelphia	W	110-91
4/29/77	@ Boston	L	108-113
5/1/77	@ Philadelphia	W	83-77

EASTERN CONFERENCE FINALS
(Philadelphia 4, Houston 2)

5/5/77	@ Philadelphia	W	128-117
5/8/77	@ Philadelphia	W	106-97
5/11/77	@ Houston	L	94-118
5/13/77	@ Houston	W	107-95
5/15/77	@ Philadelphia	L	115-118
5/17/77	@ Houston	W	112-109

NBA FINALS
(Portland 4, Philadelphia 2)

5/22/77	@ Philadelphia	W	107-101
5/26/77	@ Philadelphia	W	107-89
5/29/77	@ Portland	L	107-129
5/31/77	@ Portland	L	98-130
6/3/77	@ Philadelphia	L	104-110
6/5/77	@ Portland	L	107-109

1977-78

FIRST ROUND
(received bye in first round)

EASTERN CONFERENCE SEMIFINALS
(Philadelphia 4, New York 0)

4/16/78	@ Philadelphia	W	130-90
4/18/78	@ Philadelphia	W	119-100
4/20/78	@ New York	W	137-126
4/23/78	@ New York	W	112-107

EASTERN CONFERENCE FINALS
(Washington 4, Philadelphia 2)

4/30/78	@ Philadelphia	L	117-122
5/3/78	@ Philadelphia	W	110-104
5/5/78	@ Washington	L	108-123
5/7/78	@ Washington	L	105-121
5/10/78	@ Philadelphia	W	107-94
5/12/78	@ Washington	L	99-101

1978-79

FIRST ROUND
(Philadelphia 2, New Jersey 0)

4/11/79	@ Philadelphia	W	122-114
4/13/79	@ New Jersey	W	111-101

EASTERN CONFERENCE SEMIFINALS
(San Antonio 4, Philadelphia 3)

4/15/79	@ San Antonio	L	106-119
4/17/79	@ San Antonio	L	120-121
4/20/79	@ Philadelphia	W	123-115
4/22/79	@ Philadelphia	L	112-115 (OT)
4/26/79	@ San Antonio	W	120-97
4/29/79	@ Philadelphia	W	92-90
5/2/79	@ San Antonio	L	108-111

1979-80

FIRST ROUND
(Philadelphia 2, Washington 0)

4/2/80	@ Philadelphia	W	111-96
4/4/80	@ Washington	W	112-104

EASTERN CONFERENCE SEMIFINALS
(Philadelphia 4, Atlanta 1)

4/6/80	@ Philadelphia	W	107-104
4/9/80	@ Philadelphia	W	99-92
4/10/80	@ Atlanta	L	93-105
4/13/80	@ Atlanta	W	107-83
4/15/80	@ Philadelphia	W	105-100

EASTERN CONFERENCE FINALS
(Philadelphia 4, Boston 1)

4/18/80	@ Boston	W	96-93
4/20/80	@ Boston	L	90-96
4/23/80	@ Philadelphia	W	99-97
4/24/80	@ Philadelphia	W	102-90
4/27/80	@ Boston	W	105-94

NBA FINALS
(Los Angeles 4, Philadelphia 2)

5/4/80	@ Los Angeles	L	102-109
5/7/80	@ Los Angeles	W	107-104
5/10/80	@ Philadelphia	L	101-111
5/11/80	@ Philadelphia	W	105-102
5/14/80	@ Los Angeles	L	103-108
5/16/80	@ Philadelphia	L	107-123

ALL-TIME PLAYOFF RESULTS

1980-81

FIRST ROUND
(Philadelphia 2, Indiana 0)

5/31/81	@ Philadelphia	W	124-108
4/2/81	@ Indiana	W	96-85

EASTERN CONFERENCE SEMIFINALS
(Philadelphia 4, Milwaukee 3)

4/5/81	@ Philadelphia	W	125-122
4/7/81	@ Philadelphia	L	99-109
4/10/81	@ Milwaukee	W	108-103
4/12/81	@ Milwaukee	L	98-109
4/15/81	@ Philadelphia	W	116-99
4/17/81	@ Milwaukee	L	86-109
4/19/81	@ Philadelphia	W	99-98

EASTERN CONFERENCE FINALS
(Boston 4, Philadelphia 3)

4/21/81	@ Boston	W	105-104
4/22/81	@ Boston	L	99-118
4/24/81	@ Philadelphia	W	110-100
4/26/81	@ Philadelphia	W	107-105
4/29/81	@ Boston	L	109-111
5/1/81	@ Philadelphia	L	98-100
5/3/81	@ Boston	L	90-91

1981-82

FIRST ROUND
(Philadelphia 2, Atlanta 0)

4/21/82	@ Philadelphia	W	111-76
4/23/82	@ Atlanta	W	98-95 (OT)

EASTERN CONFERENCE SEMIFINALS
(Philadelphia 4, Milwaukee 2)

4/25/82	@ Philadelphia	W	125-122
4/28/82	@ Philadelphia	W	120-108
5/1/82	@ Milwaukee	L	91-92
5/2/82	@ Milwaukee	W	100-93
5/5/82	@ Philadelphia	L	98-110
5/7/82	@ Milwaukee	W	102-90

EASTERN CONFERENCE FINALS
(Philadelphia 4, Boston 3)

5/9/82	@ Boston	L	81-121
5/12/82	@ Boston	W	121-113
5/15/82	@ Philadelphia	W	99-97
5/16/82	@ Philadelphia	W	119-94
5/19/82	@ Boston	L	85-114
5/21/82	@ Philadelphia	L	75-88
5/23/82	@ Boston	W	120-106

NBA FINALS
(Los Angeles 4, Philadelphia 2)

5/27/82	@ Philadelphia	L	117-124
5/30/82	@ Philadelphia	W	110-94
6/1/82	@ Los Angeles	L	108-129
6/3/82	@ Los Angeles	L	101-111
6/6/82	@ Philadelphia	W	135-102
6/8/82	@ Los Angeles	L	104-114

1982-83

FIRST ROUND
(Received a bye in first round)

EASTERN CONFERENCE SEMIFINALS
(Philadelphia 4, New York 0)

4/24/83	@ Philadelphia	W	112-102
4/27/83	@ Philadelphia	W	98-91
4/30/83	@ New York	W	107-105
5/1/83	@ New York	W	105-102

EASTERN CONFERENCE FINALS
(Philadelphia 4, Milwaukee 1)

5/8/83	@ Philadelphia	W	111-109 (OT)
5/11/83	@ Philadelphia	W	87-81
5/14/83	@ Milwaukee	W	104-96
5/15/83	@ Milwaukee	L	94-100
5/18/83	@ Philadelphia	W	115-103

NBA FINALS
(Philadelphia 4, Los Angeles 0)

5/22/83	@ Philadelphia	W	113-107
5/26/83	@ Philadelphia	W	103-93
5/29/83	@ Los Angeles	W	111-94
5/31/83	@ Los Angeles	W	115-108

1983-84

FIRST ROUND
(New Jersey 3, Philadelphia 2)

4/18/84	@ Philadelphia	L	101-116
4/20/84	@ Philadelphia	L	102-116
4/22/84	@ New Jersey	W	108-100
4/24/84	@ New Jersey	W	110-102
4/26/84	@ Philadelphia	L	98-101

1984-85

FIRST ROUND
(Philadelphia 3, Washington 1)

4/17/85	@ Philadelphia	W	104-97
4/21/85	@ Philadelphia	W	113-94
4/24/85	@ Washington	L	100-118
4/26/85	@ Washington	W	106-98

EASTERN CONFERENCE SEMIFINALS
(Philadelphia 4, Milwaukee 0)

4/28/85	@ Milwaukee	W	127-105
4/30/85	@ Milwaukee	W	112-108
5/3/85	@ Philadelphia	W	109-104
5/5/85	@ Philadelphia	W	121-112

EASTERN CONFERENCE FINALS
(Boston 4, Philadelphia 1)

5/12/85	@ Boston	L	93-108
5/14/85	@ Boston	L	98-106
5/18/85	@ Philadelphia	L	94-105
5/19/85	@ Philadelphia	W	115-104
5/22/85	@ Boston	L	100-102

1985-86

FIRST ROUND
(Philadelphia 3, Washington 2)

4/18/86	@ Philadelphia	L	94-95
4/20/86	@ Philadelphia	W	102-97
4/22/86	@ Washington	W	91-86
4/24/86	@ Washington	L	111-116
4/27/86	@ Philadelphia	W	134-109

EASTERN CONFERENCE SEMIFINALS
(Milwaukee 4, Philadelphia 3)

4/29/86	@ Milwaukee	W	118-112
5/1/86	@ Milwaukee	L	107-119
5/3/86	@ Philadelphia	W	107-103
5/5/86	@ Philadelphia	L	104-109
5/7/86	@ Milwaukee	L	108-113
5/9/86	@ Philadelphia	W	126-108
5/11/86	@ Milwaukee	L	112-113

1986-87

FIRST ROUND
(Milwaukee 3, Philadelphia 2)

4/24/87	@ Milwaukee	L	104-107
4/26/87	@ Milwaukee	W	125-122 (OT)
4/29/87	@ Philadelphia	L	120-121
5/1/87	@ Philadelphia	W	124-118
5/3/87	@ Milwaukee	L	89-102

ALL-TIME PLAYOFF RESULTS

1988-89

FIRST ROUND
(New York 3, Philadelphia 0)

4/27/89	@ New York	L	96-102
4/29/89	@ New York	L	106-107
5/2/89	@ Philadelphia	L	115-116 (OT)

1989-90

FIRST ROUND
(Philadelphia 3, Cleveland 2)

4/26/90	@ Philadelphia	W	111-106
4/29/90	@ Philadelphia	W	107-101
5/1/90	@ Cleveland	L	95-122
5/3/90	@ Cleveland	L	96-108
5/5/90	@ Philadelphia	W	113-97

EASTERN CONFERENCE SEMIFINALS
(Chicago 4, Philadelphia 1)

5/7/90	@ Chicago	L	85-96
5/9/90	@ Chicago	L	96-101
5/11/90	@ Philadelphia	W	118-112
5/13/90	@ Philadelphia	L	101-111
5/16/90	@ Chicago	L	99-117

1990-91

FIRST ROUND
(Philadelphia 3, Milwaukee 0)

4/25/91	@ Milwaukee	W	99-90
4/27/91	@ Milwaukee	W	116-112 (OT)
4/30/91	@ Philadelphia	W	121-100

EASTERN CONFERENCE SEMIFINALS
(Chicago 4, Philadelphia 1)

5/4/91	@ Chicago	L	92-105
5/6/91	@ Chicago	L	100-112
5/10/91	@ Philadelphia	W	99-97
5/12/91	@ Philadelphia	L	85-101
5/14/91	@ Chicago	L	95-100

1998-99

FIRST ROUND
(Philadelphia 3, Orlando 1)

5/9/99	@ Orlando	W	104-90
5/11/99	@ Orlando	L	68-79
5/13/99	@ Philadelphia	W	97-85
5/15/99	@ Philadelphia	W	101-91

EASTERN CONFERENCE SEMIFINALS
(Indiana 4, Philadelphia 0)

5/17/99	@ Indiana	L	90-94
5/19/99	@ Indiana	L	82-85
5/21/99	@ Philadelphia	L	86-97
5/23/99	@ Philadelphia	L	86-89

1999-00

FIRST ROUND
(Philadelphia 3, Charlotte 1)

4/22/00	@ Charlotte	W	92-82
4/24/00	@ Charlotte	L	98-108 (OT)
4/28/00	@ Philadelphia	W	81-76
5/1/00	@ Philadelphia	W	105-99

EASTERN CONFERENCE SEMIFINALS
(Indiana 4, Philadelphia 2)

5/6/00	@ Indiana	L	91-108
5/8/00	@ Indiana	L	97-103
5/10/00	@ Philadelphia	L	89-97
5/23/00	@ Philadelphia	W	92-90
5/15/00	@ Indiana	W	107-86
5/19/00	@ Philadelphia	L	90-106

2000-01

FIRST ROUND
(Philadelphia 3, Indiana 1)

4/21/01	@ Philadelphia	L	78-79
4/24/01	@ Philadelphia	W	116-98
4/28/01	@ Indiana	W	92-87
5/2/01	@ Indiana	W	88-85

EASTERN CONFERENCE SEMIFINALS
(Philadelphia 4, Toronto 3)

5/6/01	@ Philadelphia	L	93-96
5/9/01	@ Philadelphia	W	97-92
5/11/01	@ Toronto	L	78-102
5/13/01	@ Toronto	W	84-79
5/16/01	@ Philadelphia	W	121-88
5/18/01	@ Toronto	L	89-101
5/20/01	@ Philadelphia	W	88-87

EASTERN CONFERENCE FINALS
(Philadelphia 4, Milwaukee 3)

5/22/01	@ Philadelphia	W	93-85
5/24/01	@ Philadelphia	L	78-92
5/26/01	@ Milwaukee	L	74-80
5/28/01	@ Milwaukee	W	89-93
5/30/01	@ Philadelphia	W	89-88
6/1/01	@ Milwaukee	L	100-110
6/3/01	@ Philadelphia	W	108-91

NBA FINALS
(Los Angeles 4, Philadelphia 1)

6/6/01	@ Los Angeles	W	107-101 (OT)
6/8/01	@ Los Angeles	L	89-98
6/10/01	@ Philadelphia	L	91-96
6/13/01	@ Philadelphia	L	86-100
6/15/01	@ Philadelphia	L	96-108

2001-02

FIRST ROUND
(Boston 3, Philadelphia 2)

4/21/02	@ Boston	L	82-92
4/25/02	@ Boston	L	85-93
4/28/02	@ Philadelphia	W	108-103
5/1/02	@ Philadelphia	W	83-81
5/3/02	@ Boston	L	87-120

2002-03

FIRST ROUND
(Philadelphia 4, New Orleans 2)

4/20/03	@ Philadelphia	W	98-90
4/23/03	@ Philadelphia	W	90-85
4/26/03	@ New Orleans	L	85-99
4/28/03	@ New Orleans	L	87-96
4/30/03	@ Philadelphia	W	93-91
5/2/03	@ New Orleans	W	107-103

EASTERN CONFERENCE SEMIFINALS
(Detroit 4, Philadelphia 2)

5/6/03	@ Detroit	L	87-89
5/8/03	@ Detroit	L	97-104 (OT)
5/10/03	@ Philadelphia	W	93-83
5/11/03	@ Philadelphia	W	95-82
5/14/03	@ Detroit	L	77-78
5/16/03	@ Philadelphia	L	89-93 (OT)

ALL-TIME PLAYOFF RESULTS

2004-05

FIRST ROUND
(Detroit 4, Philadelphia 1)

4/23/05	@ Detroit	L	85-106
4/26/05	@ Detroit	L	84-99
4/29/05	@ Philadelphia	W	115-104
5/1/05	@ Philadelphia	L	92-97 (OT)
5/3/05	@ Detroit	L	78-88

2007-08

FIRST ROUND
(Detroit 4, Philadelphia 2)

4/20/08	@ Detroit	W	90-86
4/23/08	@ Detroit	L	88-105
4/25/08	@ Philadelphia	W	95-75
4/27/08	@ Philadelphia	L	84-93
4/29/08	@ Detroit	L	81-98
5/1/08	@ Philadelphia	L	77-100

2008-09

FIRST ROUND
(Orlando 4, Philadelphia 2)

4/19/09	@ Orlando	W	100-98
4/22/09	@ Orlando	L	87-96
4/24/09	@ Philadelphia	W	96-94
4/26/09	@ Philadelphia	L	81-84
4/28/09	@ Orlando	L	78-91
4/30/09	@ Philadelphia	L	89-114

2010-11

FIRST ROUND
(Miami 4, Philadelphia 1)

4/16/11	@ Miami	L	89-97
4/18/11	@ Miami	L	73-94
4/21/11	@ Philadelphia	L	94-100
4/24/11	@ Philadelphia	W	86-82
4/27/11	@ Miami	L	91-97

2011-12

FIRST ROUND
(Philadelphia 4, Chicago 2)

4/28/12	@ Chicago	L	91-103
5/1/12	@ Chicago	W	109-92
5/4/12	@ Philadelphia	W	79-74
5/6/12	@ Philadelphia	W	89-82
5/8/12	@ Chicago	L	69-77
5/10/12	@ Philadelphia	W	79-78

EASTERN CONFERENCE SEMIFINALS
(Boston 4, Philadelphia 3)

5/12/12	@ Boston	L	91-92
5/14/12	@ Boston	W	82-81
5/16/12	@ Philadelphia	L	91-107
5/18/12	@ Philadelphia	W	92-83
5/21/12	@ Boston	L	85-101
5/23/12	@ Philadelphia	W	82-75
5/26/12	@ Boston	L	75-85

7-GAME SERIES: FINAL GAME RESULTS

6-9 OVERALL (76ERS: 5-7; NATIONALS: 1-2)

DATE	ROUND	OPPONENT	RESULT/SCORE
04/12/54	NBA Finals	at Minneapolis	L, 80-87
04/10/55	NBA Finals	Fort Wayne	W, 92-91
04/01/59	Eastern Division Finals	at Boston	L, 125-130
04/15/65	Eastern Division Finals	at Boston	L, 109-110
04/19/68	Eastern Division Finals	Boston	L, 96-100
04/04/71	Eastern Conference Semifinals	at Baltimore	L, 120-128
05/01/77	Eastern Conference Semifinals	Boston	W, 83-77
05/02/79	Eastern Conference Semifinals	at San Antonio	L, 108-111
04/19/81	Eastern Conference Semifinals	Milwaukee	W, 99-98
05/03/81	Eastern Conference Finals	at Boston	L, 90-91
05/23/82	Eastern Conference Finals	at Boston	W, 120-106
05/11/86	Eastern Conference Semifinals	at Milwaukee	L, 112-113
05/20/01	Eastern Conference Semifinals	Toronto	W, 88-87
06/03/01	Eastern Conference Finals	Milwaukee	W, 108-91
05/26/12	Eastern Conference Semifinals	at Boston	L, 75-85

5-GAME SERIES: FINAL GAME RESULTS

2-8 OVERALL (76ERS: 2-4; NATIONALS: 0-4)

DATE	ROUND	OPPONENT	RESULT/SCORE
04/04/51	Eastern Division Finals	at New York	L, 81-83
03/29/56	Eastern Division Finals	at Philadelphia	L, 104-109
03/22/62	Eastern Division Semifinals	at Philadelphia	L, 104-121
03/26/63	Eastern Division Semifinals	Cincinnati	L, 127-131 (OT)
03/29/64	Eastern Division Semifinals	at Cincinnati	L, 124-130
04/26/84	First Round	New Jersey	L, 98-101
04/27/86	First Round	Washington	W, 134-109
05/03/87	First Round	at Milwaukee	L, 89-102
05/05/90	First Round	Cleveland	W, 113-97
05/03/02	First Round	at Boston	L, 87-120

3-GAME SERIES: FINAL GAME RESULTS

3-3 OVERALL (76ERS: 0-1; NATIONALS: 3-2)

DATE	ROUND	OPPONENT	RESULT/SCORE
04/02/50	Eastern Division Finals	New York	W, 91-80
03/23/52	Eastern Division Semifinals	Philadelphia	W, 84-73
03/21/56	Eastern Division Semifinals	at Boston	W, 102-97
03/18/58	Eastern Division Semifinals	Philadelphia	L, 88-101
03/14/60	Eastern Division Semifinals	at Philadelphia	L, 112-132
04/18/76	First Round	Buffalo	L, 123-124

ALL-TIME PLAYOFF BREAKDOWN

FIRST ROUND

Year	Record
1975-76	1-2
1978-79	2-0
1979-80	2-0
1980-81	2-0
1981-82	2-0
1983-84	2-3
1984-85	3-1
1985-86	3-2
1986-87	2-3
1988-89	0-3
1989-90	3-2
1990-91	3-0
1998-99	3-1
1999-00	3-1
2000-01	3-1
2001-02	2-3
2002-03	4-2
2004-05	1-4
2007-08	2-4
2008-09	2-4
2010-11	1-4
2011-12	4-2
TOTALS	50-42

ROUND ROBIN

Year	Record
1953-54	4-0
TOTALS	**4-0**

EASTERN (DIVISION) CONFERENCE SEMIFINALS

Year	Record
1949-50	2-0
1950-51	2-0
1951-52	2-1
1952-53	0-2
1955-56	2-1
1956-57	2-0
1957-58	1-2
1958-59	2-0
1959-60	1-2
1960-61	3-0
1961-62	2-3
1962-63	2-3
1963-64	2-3
1964-65	3-1
1966-67	3-1
1967-68	4-2
1968-69	1-4
1969-70	1-4
1970-71	3-4
1976-77	4-3
1977-78	4-0
1978-79	3-4
1979-80	4-1
1980-81	4-3
1981-82	4-2
1982-83	4-0
1984-85	4-0
1985-86	3-4
1989-90	1-4
1990-91	1-4
1998-99	0-4
1999-00	2-4
2000-01	4-3
2002-03	4-2
2011-12	3-4
TOTALS	**85-77**

EASTERN (DIVISION) CONFERENCE FINALS

Year	Record
1949-50	2-1
1950-51	2-3
1951-52	1-3
1953-54	2-0
1954-55	3-1
1955-56	2-3
1956-57	0-3
1958-59	3-4
1960-61	1-4
1964-65	3-4
1965-66	1-4
1966-67	4-1
1967-68	3-4
1976-77	4-2
1977-78	2-4
1979-80	4-1
1980-81	3-4
1981-82	4-3
1982-83	4-1
1984-85	1-4
2000-01	4-3
TOTALS	**53-57**

NBA FINALS

Year	Record
1949-50	2-4
1953-54	3-4
1954-55	4-3
1966-67	4-2
1976-77	2-4
1979-80	2-4
1981-82	2-4
1982-83	4-0
2000-01	1-4
TOTALS	**24-29**

ROUND-BY-ROUND IN THE NBA PLAYOFFS

First Round	50-42
Round Robin	4-0
Eastern Conference Semifinals	85-77
Eastern Conference Finals	53-57
NBA Finals	24-29
TOTALS	**208-195**

NOTE: The Third-Place "play-in" game is not recognized as a playoff game.

The 1982-83 Philadelphia 76ers won the NBA Championship.

TOP SINGLE-GAME PERFORMANCES

76ERS / NATIONALS TOP-10 PLAYOFF PERFORMANCES

POINTS

PTS	PLAYER	OPP	DATE
55	Allen Iverson	vs. NOH	4/20/03
54	Allen Iverson	vs. TOR	5/09/01
52	Allen Iverson	vs. TOR	5/16/01
50	Billy Cunningham	vs. MIL	4/01/70
48	Allen Iverson	at LAL (OT)	6/06/01
46	Wilt Chamberlain	vs. BOS	4/12/66
46	Allen Iverson	at MIL	6/01/01
45	Lee Shaffer	vs. CIN (OT)	3/26/63
45	Allen Iverson	vs. IND	4/24/01
45	Allen Iverson	at NOH	5/02/03

REBOUNDS

REBS	PLAYER	OPP	DATE
41	Wilt Chamberlain	vs. BOS	4/05/67
39	Wilt Chamberlain	vs. BOS	4/06/65
38	Wilt Chamberlain	vs. SF	4/16/67
37	Wilt Chamberlain	at BOS	4/08/65
36	Wilt Chamberlain	vs. BOS	4/11/67
34	Wilt Chamberlain	vs. BOS (OT)	4/09/65
34	Wilt Chamberlain	vs. BOS	4/12/66
34	Wilt Chamberlain	vs. BOS	4/19/68
33	Wilt Chamberlain	at BOS (OT)	4/10/66
33	Wilt Chamberlain	vs. SF (OT)	4/14/67

ASSISTS

AST	PLAYER	OPP	DATE
19	Wilt Chamberlain	vs. CIN	3/24/67
16	Maurice Cheeks	at NYK	4/27/89
16	Allen Iverson	vs. TOR	5/20/01
15	George King	vs. PHI	3/28/56
15	Johnny Dawkins	at CHI	5/16/90
15	Allen Iverson	vs DET	4/29/05
14	Maurice Cheeks	at BOS	5/12/82
14	Johnny Dawkins	vs. CLE	5/05/90
13	George King	at PHI	3/29/56
13	Wilt Chamberlain	vs. BOS	3/31/67
13	Wilt Chamberlain	vs. BOS	4/11/67
13	Maurice Cheeks	at SA	5/02/79
13	Lionel Hollins	vs. LAL	5/11/80
13	Maurice Cheeks	vs. MIL	5/09/86
13	Johnny Dawkins	at CHI	5/09/90
13	Eric Snow	at CHA (OT)	4/24/00
13	Aaron McKie	vs. MIL	6/03/01

OPPONENTS TOP-10 PLAYOFF PERFORMANCES

POINTS

PTS	PLAYER	OPP	DATE
56	Wilt Chamberlain	at PHI	3/22/62
55	Rick Barry	at SF	4/18/67
53	Wilt Chamberlain	at PHI	3/14/60
50	Bob Cousy	at BOS (4OT)	3/21/53
50	Vince Carter	at TOR	5/11/01
49	Michael Jordan	vs. CHI	5/11/90
46	Wilt Chamberlain	at PHI	3/14/61
46	Kareem Abdul-Jabbar	at MIL	4/03/70
46	Michael Jordan	vs. CHI	5/10/91
46	Paul Pierce	at BOS	5/03/02

REBOUNDS

REBS	PLAYER	OPP	DATE
39	Bill Russell	at BOS	3/23/61
35	Wilt Chamberlain	at PHI	3/22/62
34	Bill Russell	at BOS	3/19/61
33	Bill Russell	at BOS	3/26/61
32	Bill Russell	at BOS	3/18/59
32	Bill Russell	at BOS	3/28/59
32	Bill Russell	at BOS	4/01/59
32	Wilt Chamberlain	at PHI	3/14/61
32	Bill Russell	at BOS	4/04/65
31	Bill Russell	at BOS	3/21/57
31	Bill Russell	vs. BOS	4/12/66
31	Nate Thurmond	vs. SF (OT)	4/14/67
31	Bill Russell	at BOS	4/17/68

ASSISTS

AST	PLAYER	OPP	DATE
18	Oscar Robertson	at CIN	3/29/64
18	Mark Price	at CLE	5/03/90
17	Rajon Rondo	vs. BOS	3/23/12
16	Oscar Robertson	at CIN	3/22/64
16	Oscar Robertson	vs. CIN	3/21/67
16	Paul Pressey	at MIL	4/30/85
16	Paul Pressey	at MIL	5/07/86
15	Bob Cousy	vs. BOS	3/24/55
15	Bob Cousy	at BOS	3/18/59
15	John Havlicek	at BOS	4/24/77
15	Paul Pressey	at MIL	5/11/86

NOTES

>> Back to Table of Contents

1949–50 SEASON STATISTICS

RECORD: 51-13 (.797) **HOME: 31-1** **AWAY: 15-12** **NEUTRAL: 5-0** **1ST EASTERN DIVISION**

PLAYER	G	MIN	FG-FGA	PCT	FT-FTA	PCT	REB	AST	PF-DQ	PTS	AVG
Schayes	64	—	348-903	.385	376-486	.774	—	259	225	1072	16.8
Gabor	56	—	226-671	.337	157-228	.689	—	108	198	609	10.9
Cervi	56	—	143-431	.332	287-346	.829	—	264	223	573	10.2
Ratkovicz	62	—	162-439	.369	211-348	.606	—	124	201	535	8.6
Seymour	62	—	175-524	.334	126-176	.716	—	189	157	476	7.7
Hannum	64	—	177-488	.363	128-186	.688	—	129	264	482	7.5
Macknowski	59	—	154-463	.333	131-178	.736	—	65	128	439	7.4
Peterson	62	—	167-390	.428	111-185	.600	—	33	198	445	7.2
Levane	60	—	139-418	.333	54-85	.635	—	156	106	332	5.5
Corley	60	—	117-370	.316	75-122	.615	—	109	81	309	5.2
Chollet	49	—	61-179	.341	35-56	.625	—	37	52	157	3.2
NATIONALS	**64**	**—**	**1869-5276**	**.354**	**1691-2396**	**.706**	**—**	**1473**	**1833**	**5429**	**84.8**
OPPONENTS	**64**	**—**	**—**	**—**	**—**	**—**	**—**	**—**	**—**	**4907**	**76.7**

1949-50 GAME-BY-GAME RESULTS

DATE	W/L	NATS	OPP		TEAM
11/03	W	78	58		Denver
11/04	W	84	51		vs. Denver
11/06	W	82	72		Philadelphia
11/09	W	103	73		Indianapolis
11/10	L	67	73		at St. Louis
11/12	W	84	69		at Anderson
11/13	W	80	66		New York
11/15	W	77	74		at New York
11/17	W	79	76		Tri City
11/20	W	102	76		Denver
11/21	W	77	67		vs. Denver
11/24	W	125	123	*****	Anderson
11/27	W	80	62		Waterloo
11/30	W	87	71		at Boston
12/04	W	67	61		Indianapolis
12/07	W	77	69		at Tri City
12/08	W	86	72		at Sheboygan
12/10	L	63	69		at Rochester
12/11	W	89	72		Sheboygan
12/14	W	96	83		Fort Wayne
12/15	L	88	100		at Anderson
12/18	W	86	73		Chicago
12/20	W	95	70		at Waterloo
12/21	W	96	84		at Tri City
12/22	W	83	74		at Sheboygan
12/25	W	94	88		Anderson
12/28	L	85	87		at Washington
12/29	W	64	62		vs. Philadelphia
01/01	W	79	73		Washington
01/05	W	82	73		Tri City
01/08	W	84	68		Waterloo
01/10	L	84	86	*	at Waterloo
01/11	L	88	98		at Minneapolis
01/12	W	64	62		at Fort Wayne
01/15	W	82	69		Indianapolis
01/19	W	107	86		Denver
01/22	L	75	77	*	Anderson
01/26	W	76	72		Rochester
01/29	W	85	70		Sheboygan
01/30	W	91	75		vs. Indianapolis
02/01	L	83	91		at Tri City
02/02	W	73	67		at Indianapolis
02/03	W	103	79		Waterloo
02/05	W	96	87		Baltimore
02/08	W	106	81		Sheboygan
02/11	W	77	76		at Baltimore
02/12	W	102	98		Waterloo
02/16	W	105	74		Tri City
02/19	W	82	78		Indianapolis
02/21	L	78	89		at Denver
02/23	W	108	80		at Denver
02/24	W	72	67		vs. Indianapolis
02/26	W	73	64		Chicago
02/27	L	73	97		at Anderson
02/28	L	72	110		at Indianapolis
03/01	W	93	72		at Waterloo
03/02	L	85	95		at Sheboygan
03/05	W	84	75		Minneapolis
03/09	W	85	74		St. Louis
03/12	W	96	72		Boston
03/14	L	65	68		at Indianapolis
03/16	W	88	75		at Sheboygan
03/18	W	89	88	*	at Tri City
03/19	W	72	67		Anderson

** denotes overtime*
****** denotes five overtimes*

1950–51 SEASON STATISTICS

RECORD: 32-34 (.485) **HOME: 24-9** **AWAY: 8-25** **4TH EASTERN DIVISION**

PLAYER	G	MIN	FG-FGA	PCT	FT-FTA	PCT	REB	AST	PF-DQ	PTS	AVG
Schayes	66	—	332-930	.357	457-608	.752	1080	251	271-9	1121	17.0
Scolari*	66	—	302-923	.327	279-331	.843	218	255	183-1	883	13.4
Ratkovicz	66	—	264-636	.415	321-439	.731	547	193	256-11	849	12.9
Smawley*****	60	—	252-663	.380	227-267	.850	178	161	145-4	731	12.2
Gabor	61	—	255-745	.342	179-242	.740	150	125	213-7	689	11.3
Jorgensen**	63	—	223-600	.372	182-265	.687	338	91	237-8	628	10.0
Cervi	53	—	132-346	.382	194-237	.819	152	208	180-9	458	8.6
Hannum	63	—	182-494	.368	107-197	.543	301	119	271-16	471	7.5
Seymour	51	—	125-385	.325	117-159	.736	194	187	138-0	367	7.2
Peterson***	53	—	130-384	.339	99-150	.660	288	66	188-9	359	6.8
Macknowski	58	—	131-435	.301	122-170	.718	110	69	134-3	384	6.6
Calabrese	46	—	70-197	.355	61-88	.693	65	65	80-0	201	4.4
Lofgran****	61	—	79-270	.293	79-127	.622	157	36	132-4	237	3.9
Chollet	14	—	6-51	.118	12-19	.632	15	12	29-0	24	1.7
NATIONALS	**66**	**—**	**1884-5365**	**.351**	**1912-2634**	**.726**	**3259**	**1493**	**1995-64**	**5680**	**86.1**
OPPONENTS	**66**	**—**	**—**	**—**	**—**	**—**	**—**	**—**	**—**	**5644**	**85.5**

** Scolari played with Washington and Syracuse*
*** Jorgensen played with Tri-Cities and Syracuse*
**** Peterson played with Tri-Cities and Syracuse*
***** Lofgran played with Indianaoplis and Syracuse*
****** Smawley played with Baltimore and Syracuse*

1950-51 GAME-BY-GAME RESULTS

DATE	W/L	NATS	OPP		TEAM
11/02	W	92	77		Fort Wayne
11/05	W	90	87		Minneapolis
11/09	W	89	70		Tri-Cities
11/11	L	72	74	*	at New York
11/12	W	83	57		Baltimore
11/14	L	78	108		at Indianapolis
11/15	L	71	72	*	at Minneapolis
11/16	L	75	79		at Tri-Cities
11/19	W	96	83		New York
11/23	L	85	92		Indianapolis
11/25	W	77	67		at Washington
11/26	W	90	76		Washington
11/28	L	84	108		at New York
11/30	L	78	81		at Philadelphia
12/02	W	99	96	*	at Baltimore
12/03	W	84	81		Indianapolis
12/07	L	69	76		Rochester
12/08	W	86	85		at Boston
12/10	L	76	86		Baltimore
12/14	L	69	78		Tri-Cities
12/16	W	79	75	*	at Rochester
02/17	W	95	86		New York
12/20	L	83	86		at Tri-Cities
12/21	L	72	97		at Fort Wayne
12/25	W	81	69		Fort Wayne
12/26	L	100	102		at Boston
12/28	L	88	91	*	at Philadelphia
12/30	W	90	80	*	at Baltimore
01/01	W	106	89		Boston
01/04	L	77	80		Minneapolis
01/06	W	87	85	*	at New York
01/07	W	73	65		Baltimore
01/10	W	97	96		at Tri-Cities
01/11	L	76	84		at Fort Wayne
01/14	W	92	63		Rochester
01/18	L	87	96		Rochester
01/21	L	86	96		Philadelphia
01/24	L	82	87		at Baltimore
01/25	W	113	87		Tri-Cities
01/27	L	83	85		at Rochester
01/28	W	104	83		Boston
01/30	L	87	96		at Boston
02/01	L	90	93		New York
02/02	L	90	96	*	at Boston
02/04	W	78	75		Philadelphia
02/07	L	82	102		at Baltimore
02/08	W	96	83		New York
02/11	W	80	72		Baltimore
02/14	L	75	77		at Fort Wayne
02/15	W	94	80		Boston
02/17	L	75	88		at New York
02/18	W	91	80		Minneapolis
02/20	W	81	79		at Indianapolis
02/21	L	76	82		at Minneapolis
02/25	W	98	83		New York
02/27	L	72	86		at Philadelphia
03/01	W	108	86		Fort Wayne
03/03	L	78	97		at New York
03/04	W	85	79		Philadelphia
03/08	L	86	107		at Rochester
03/10	W	121	97		Indianapolis
03/11	L	91	95		Philadelphia
03/13	L	93	98		at Indianapolis
03/14	L	76	100		at Minneapolis
03/17	L	86	100		at Philadelphia
03/18	W	97	89		Boston

** denotes overtime*

1951–52 SEASON STATISTICS

RECORD: 40-26 (.606) **HOME: 26-7** **AWAY: 12-18** **NEUTRAL: 2-1** **1ST EASTERN DIVISION**

PLAYER	G	MIN	FG-FGA	PCT	FT-FTA	PCT	REB	AST	PF-DQ	PTS	AVG
Schayes	63	2004	263-740	.355	342-424	.807	773	182	213-5	868	13.8
Rocha	66	2543	300-749	.401	254-330	.770	549	128	249-4	854	12.9
King	66	1899	235-579	.406	188-264	.712	274	244	199-6	658	10.0
Seymour	66	2209	206-615	.335	186-245	.759	225	220	165-4	598	9.1
Gabor	57	1085	173-538	.322	142-183	.776	93	86	188-5	488	8.6
Jorgensen	66	1318	190-460	.413	149-187	.797	288	63	190-2	529	8.0
Cervi	55	850	99-280	.354	219-248	.883	87	148	176-7	417	7.6
Ratkovicz	66	1356	165-473	.349	163-242	.674	328	90	235-8	493	7.5
Osterkorn	66	1721	145-413	.351	199-335	.594	444	117	226-8	489	7.4
Calabrese	58	937	109-317	.344	73-103	.709	84	83	107-0	291	5.0
Savage	12	118	9-43	.209	18-28	.643	24	12	22-0	36	3.0
NATIONALS	**66**	**—**	**1894-5207**	**.364**	**1933-2589**	**.747**	**3603**	**1373**	**1970-49**	**5721**	**86.7**
OPPONENTS	**66**	**—**	**—**	**—**	**—**	**—**	**—**	**—**	**—**	**5427**	**82.2**

1951-52 GAME-BY-GAME RESULTS

DATE	W/L	NATS	OPP		TEAM
11/01	W	90	75		Fort Wayne
11/02	W	98	67		Minneapolis
11/10	L	82	91		at Baltimore
11/11	W	93	79		Indianapolis
11/15	W	97	95		Boston
11/16	W	97	90		at Philadelphia
11/17	W	79	72		at New York
11/18	W	71	68		Baltimore
11/22	W	96	72		at Fort Wayne
11/23	L	68	82		at Indianapolis
11/25	W	100	73		New York
11/29	W	82	78		Fort Wayne
11/30	L	75	82		at Philadelphia
12/02	L	79	81		Rochester
12/04	L	77	83		at Indianapolis
12/05	W	83	81	*	at Minneapolis
12/06	L	70	73		vs. Milwaukee
12/08	W	95	75		at Rochester
12/09	W	93	74		Philadelphia
12/11	W	80	62		vs. Fort Wayne
12/13	W	89	82		Milwaukee
12/16	L	92	96		Indianapolis
12/19	L	97	103		at Boston
12/22	L	73	92		at New York
12/23	L	72	75		New York
12/25	W	70	65		vs. Milwaukee
12/27	L	68	69		Milwaukee
12/30	W	108	91		Baltimore
01/01	L	80	82		at Minneapolis
01/03	W	107	81		Boston
01/06	W	98	93		Philadelphia
01/10	W	110	96		New York
01/12	W	92	88		at Baltimore
01/13	W	103	85		Indianapolis
01/17	W	110	105	***	Minneapolis
01/20	W	99	80		Baltimore
01/22	W	93	82		at Milwaukee
01/23	W	99	97	*	at Minneapolis
01/25	L	94	95	*	at Philadelphia
01/26	W	78	73		at Baltimore
01/27	W	91	86		Boston
01/31	W	88	79		Milwaukee
02/03	W	95	73		Baltimore
02/06	L	88	99		at Boston
02/08	W	96	87		at Philadelphia
02/09	L	76	84		at Baltimore
02/10	W	91	84		Philadelphia
02/12	L	69	78		at New York
02/14	L	76	78		Rochester
02/16	L	84	92		at Rochester
02/17	W	66	61		New York
02/21	W	88	80		Minneapolis
02/23	L	80	81		at Baltimore
02/24	L	75	77		Boston
02/27	L	81	88		at Boston
02/28	W	88	83		Fort Wayne
03/01	L	83	98		at Rochester
03/02	W	76	72		Rochester
03/06	W	83	81	**	at Fort Wayne
03/07	L	76	81		at Indianapolis
03/08	L	83	92		at Philadelphia
03/09	W	99	82		Philadelphia
03/12	W	89	71		at Boston
03/13	W	89	70		Boston
03/15	L	90	97		at New York
03/16	L	84	90		New York

** denotes overtime*
*** denotes double-overtime*
**** denotes triple-overtime*

1952–53 SEASON STATISTICS

RECORD: 47-24 (.662) **HOME: 32-2** **AWAY: 10-19** **NEUTRAL: 5-3** **2ND EASTERN DIVISION**

PLAYER	G	MIN	FG-FGA	PCT	FT-FTA	PCT	REB	AST	PF-DQ	PTS	AVG
Schayes	71	2668	375-1022	.367	512-619	.827	920	227	271-9	1262	17.8
Seymour	67	2684	306-798	.383	340-416	.817	246	294	210-3	952	14.2
King	71	2519	255-635	.402	284-442	.643	281	364	244-2	794	11.2
Rocha	69	2454	268-690	.388	234-310	.755	510	137	257-5	770	11.2
Gabor	69	1337	215-614	.350	217-284	.764	104	134	262-11	647	9.4
Lloyd	64	1806	156-453	.344	160-231	.693	444	64	241-6	472	7.4
Jorgensen	70	1355	145-436	.333	146-199	.734	236	76	247-7	436	6.2
Osterkorn	49	1016	85-262	.324	106-168	.631	217	61	129-2	276	5.6
Cervi, Al	38	301	31-71	.437	81-100	.810	22	28	90-2	143	3.8
Lochmueller, Bob	62	802	79-245	.322	74-122	.607	162	47	143-1	232	3.7
Brasco, James	10	111	11-48	.229	11-14	.786	15	12	18-1	33	3.3
NATIONALS	**71**	**—**	**1942-5329**	**.364**	**2197-2950**	**.745**	**3472**	**1459**	**2132-49**	**6081**	**85.6**
OPPONENTS	**71**	**—**	**—**	**—**	**—**	**—**	**—**	**—**	**—**	**5775**	**81.3**

1952-53 GAME-BY-GAME RESULTS

DATE	W/L	NATS	OPP		TEAM
11/01	L	84	86	*	at Philadelphia
11/02	W	117	91		Philadelphia
11/08	L	83	106		at Boston
11/09	W	96	89		Minneapolis
11/13	W	96	81		Boston
11/15	L	91	97	*	at Baltimore
11/16	W	84	78		Indianapolis
11/20	W	92	73		Milwaukee
11/22	L	68	98		at New York
11/23	W	76	73		New York
11/27	W	86	79		Rochester
11/29	W	87	74		at Baltimore
11/30	W	78	66		Boston
12/04	W	78	70		at Fort Wayne
12/06	W	82	74		at Philadelphia
12/07	W	71	67		Milwaukee
12/08	L	89	101		at Milwaukee
12/09	W	87	70		at Indianapolis
12/09	L	79	82		at Minneapolis
12/11	W	102	83		Philadelphia
12/14	L	93	98	*	at New York
12/16	L	83	88		vs. Boston
12/18	L	77	91		at Boston
12/20	W	90	86		Boston
12/21	W	102	92		Baltimore
12/25	W	81	76	*	at Baltimore
12/27	W	84	73		Indianapolis
12/29	L	93	106		at Rochester
12/31	L	87	97		at Boston
01/01	W	92	78		Fort Wayne
01/03	L	77	85	*	at New York
01/04	W	93	68		Baltimore
01/07	W	114	93		vs. New York
01/08	W	75	67		Minneapolis
01/10	W	87	77		vs. Philadelphia
01/11	W	76	72		Philadelphia
01/15	W	109	85		Rochester
01/18	W	103	84		Baltimore
01/22	W	87	75		Fort Wayne
01/24	W	107	82		at Rochester
01/25	L	62	97		New York
01/27	L	72	76		at Indianapolis
01/29	W	83	65		at Minneapolis
01/30	L	68	84		at Milwaukee
02/01	W	94	79		Baltimore
02/02	W	98	77		vs. Baltimore
02/04	L	92	105		at Boston
02/05	W	83	79	*	Rochester
02/08	W	98	89		Philadelphia
02/11	L	78	96		at Fort Wayne
02/12	L	81	91		at Minneapolis
02/13	W	89	86	**	at Indianapolis
02/15	L	81	85		New York
02/17	W	84	65		vs. Boston
02/19	W	82	72		Milwaukee
02/21	L	73	84		at Rochester
02/22	W	86	73		Philadelphia
02/24	W	74	63		vs. Philadelphia
02/26	W	89	77		Fort Wayne
02/28	L	74	77		at Baltimore
03/01	W	79	64		New York
03/03	L	70	75		at Milwaukee
03/04	W	75	73	**	at Fort Wayne
03/05	W	94	91		Minneapolis
03/06	L	66	75		vs. New York
03/07	L	87	88		vs. Philadelphia
03/08	W	98	91		Baltimore
03/12	W	84	70		Boston
03/14	W	95	81		at New York
03/15	W	84	68		Indianapolis
03/17	W	72	68		Boston

** denotes overtime*
*** denotes double-overtime*

1953–54 SEASON STATISTICS

RECORD: 42-30 (.583) **HOME: 26-6** **AWAY: 11-18** **NEUTRAL: 5-6** **3RD EASTERN DIVISION**

PLAYER	G	MIN	FG-FGA	PCT	FT-FTA	PCT	REB	AST	PF-DQ	PTS	AVG
Schayes	72	2655	370-973	.380	488-590	.827	870	214	232-4	1228	17.1
Seymour	71	2727	316-838	.377	299-368	.813	291	364	187-2	931	13.1
King	72	2370	280-744	.376	257-410	.627	268	272	179-2	817	11.3
Lloyd	72	2206	249-666	.374	156-209	.746	529	115	303-12	654	9.1
Gabor	61	1211	204-551	.370	139-194	.716	96	162	183-4	547	9.0
Osterkorn	70	2164	203-586	.346	209-361	.579	487	151	209-1	615	8.8
Kenville	72	1405	149-388	.384	136-182	.747	247	122	138-0	434	6.0
Lavoy*	68	1277	135-356	.379	94-129	.729	317	78	215-2	364	5.4
Neal	67	899	117-369	.317	78-132	.591	257	24	139-0	312	4.7
Govedarica	23	258	25-79	.316	25-37	.676	18	24	44-1	75	3.3
Masino**	27	181	26-62	.419	30-49	.612	28	22	44-0	82	3.0
Knostman	5	47	3-10	.300	7-11	.636	17	6	9-0	13	2.6
Earle	2	12	1-2	.500	2-4	.500	2	0	0-0	4	2.0
Novak	5	24	0-7	.000	1-2	.500	2	2	9-0	1	0.2
NATIONALS	**72**	**—**	**2054-5579**	**.368**	**1905-2650**	**.719**	**3652**	**1541**	**1852-28**	**6013**	**83.5**
OPPONENTS	**72**	**—**	**—**	**—**	**—**	**—**	**—**	**—**	**—**	**5660**	**78.6**

** Lavoy played with Milwaukee and Syracuse*
*** Masino played with Rochester and Syracuse*

1953-54 GAME-BY-GAME RESULTS

DATE	W/L	NATS	OPP		TEAM
10/31	L	73	79		at Philadelphia
11/01	W	85	61		Philadelphia
11/05	L	65	77		Minneapolis
11/07	W	88	77		vs. Baltimore
11/08	W	85	66		Rochester
11/10	W	74	59		at Milwaukee
11/12	L	74	78		at Fort Wayne
11/14	L	66	77		at Boston
11/15	W	69	61		Milwaukee
11/19	W	79	76		Fort Wayne
11/21	L	67	68		at New York
11/22	L	80	84	*	New York
11/24	W	89	80		at Rochester
11/25	L	58	66		vs. Baltimore
11/26	W	93	86		Boston
11/28	L	80	91		vs. Boston
11/29	W	101	82		Baltimore
12/01	W	76	69	*	at Milwaukee
12/03	L	74	87		vs. Minneapolis
12/05	L	80	90		at Minneapolis
12/06	L	77	78		at Fort Wayne
12/09	L	77	92		at Baltimore
12/10	W	96	76		Milwaukee
12/12	L	85	90		at Rochester
12/13	W	108	74		Boston
12/19	W	90	83		at Boston
12/20	W	81	76		Minneapolis
12/23	W	76	72		at Baltimore
12/25	L	80	89		at New York
12/27	W	96	75		Milwaukee
12/30	W	96	89		vs. Boston
12/31	W	86	81		Rochester
01/01	L	92	95		at Boston
01/02	W	74	66		at Philadelphia
01/03	L	77	90		Philadelphia
01/05	W	72	60		at Fort Wayne
01/07	W	70	67		Fort Wayne
01/10	W	77	73		Baltimore
01/13	W	93	72		vs. New York
01/14	W	96	71		Minneapolis
01/16	W	95	93	***	at Rochester
01/17	W	84	81		Rochester
01/23	L	91	98		at Baltimore
01/24	L	78	80		Philadelphia
01/26	W	79	75		vs. Philadelphia
01/28	W	70	66		New York
01/30	L	65	66		at New York
01/31	W	114	70		New York
02/03	L	70	82		vs. Philadelphia
02/04	W	90	82		vs. New York
02/06	W	93	87	*	Fort Wayne
02/07	W	88	73		Milwaukee
02/10	L	79	94		at Boston
02/11	L	74	76	**	at Philadelphia
02/13	L	78	81		at Rochester
02/14	W	111	91		Baltimore
02/16	L	77	95		vs. Philadelphia
02/18	W	91	77		Fort Wayne
02/20	L	68	83		at Minneapolis
02/21	W	100	73		Minneapolis
02/23	L	68	70		vs. Milwaukee
02/25	L	96	101		Boston
02/26	W	68	62		at Milwaukee
02/28	L	85	91		Rochester
03/02	L	87	91		at Minneapolis
03/04	W	86	63		at Fort Wayne
03/06	W	88	77		Philadelphia
03/07	W	103	77		Baltimore
03/10	W	85	77		at Baltimore
03/11	W	97	95	*	Boston
03/13	L	60	67		at New York
03/14	W	113	83		New York

** denotes overtime*
*** denotes double-overtime*
**** denotes triple-overtime*

1954–55 SEASON STATISTICS

RECORD: 43-29 (.597) **HOME: 25-7** **AWAY: 10-16** **NEUTRAL: 8-6** **1ST EASTERN DIVISION**

PLAYER	G	MIN	FG-FGA	PCT	FT-FTA	PCT	REB	AST	PF-DQ	PTS	AVG
Schayes	72	2526	422-1103	.383	489-587	.833	887	213	247-6	1333	18.5
Seymour	72	2950	375-1036	.362	300-370	.811	300	483	167-0	1050	14.6
Rocha	72	2473	295-801	.368	222-284	.782	489	178	242-5	812	11.3
Kerr	72	1529	301-718	.419	152-223	.682	474	80	165-2	754	10.5
Lloyd	72	2212	286-784	.365	159-212	.750	553	151	283-4	731	10.2
Simmons*	36	862	137-384	.357	72-114	.632	220	61	109-2	346	9.6
King	67	2015	228-605	.377	140-229	.611	227	331	148-0	596	8.9
Kenville	70	1380	172-482	.357	154-201	.766	247	150	132-1	498	7.1
Farley	69	1113	136-353	.385	136-201	.677	167	111	145-1	408	5.9
Gabor	3	47	7-22	.318	3-5	.600	5	11	6-0	17	5.7
Tucker, Jim	20	287	39-116	.336	27-38	.711	97	12	50-0	105	5.3
Osterkorn, Wally	19	286	20-97	.206	16-32	.500	70	17	32-0	56	2.9
NATIONALS	**72**	**—**	**2360-6343**	**.372**	**1837-2450**	**.750**	**3933**	**1778**	**1658-20**	**6557**	**91.1**
OPPONENTS	**72**	**—**	**—**	**—**	**—**	**—**	**—**	**—**	**—**	**6457**	**89.7**

** Simmons played with Baltimore and Syracuse*

1954-55 GAME-BY-GAME RESULTS

DATE	W/L	NATS	OPP		TEAM
10/31	L	94	97		Minneapolis
11/06	L	84	107		at Boston
11/07	W	97	80		Milwaukee
11/11	W	88	86		at Fort Wayne
11/13	L	72	85		at Milwaukee
11/14	L	92	99		at Minneapolis
11/16	W	86	85		vs. Philadelphia
11/18	W	91	82		Fort Wayne
11/20	W	80	79		at Rochester
11/21	W	110	104		Boston
11/25	W	91	85		Milwaukee
11/27	W	80	74		at New York
11/28	W	79	77		New York
12/01	L	86	88		vs. New York
12/02	W	82	78		Rochester
12/04	L	73	79		at Philadelphia
12/05	W	89	72		Philadelphia
12/07	W	88	81		vs. Philadelphia
12/08	L	78	105		at Rochester
12/09	W	120	107		Boston
12/11	L	90	94		at Boston
12/12	L	87	96		Philadelphia
12/14	W	91	82		at New York
12/15	L	81	88		vs. New York
12/18	L	83	86		at Minneapolis
12/19	W	108	93		Minneapolis
12/25	L	101	109		at New York
12/26	W	97	92	*	New York
12/28	W	84	82		vs. Rochester
12/29	L	70	72		at Philadelphia
01/01	W	108	102		Boston
01/02	L	79	91		Milwaukee
01/06	L	106	117		Minneapolis
01/08	W	100	97		at Minneapolis
01/09	L	72	77		at Milwaukee
01/11	L	82	93		Minneapolis
01/13	W	100	83		Fort Wayne
01/16	W	90	85		Rochester
01/19	W	98	97	*	vs. Philadelphia
01/20	W	92	87		Boston
01/23	L	89	98		New York
01/25	L	66	69		vs. Fort Wayne
01/26	W	107	99		vs. Philadelphia
01/27	W	94	79		Fort Wayne
01/28	L	90	101		at Boston
01/30	L	83	93		Philadelphia
02/03	L	85	104		at Fort Wayne
02/04	L	88	114		at Boston
02/06	W	94	88		at Rochester
02/07	W	77	75		New York
02/08	W	115	88		vs. Boston
01/29	L	94	104		at Boston
02/10	W	85	81		Minneapolis
02/12	W	92	66		Milwaukee
02/13	W	88	87		Rochester
02/14	W	82	81		vs. Milwaukee
02/17	W	107	93		Boston
02/18	L	86	110		at Philadelphia
02/19	W	80	78		at New York
02/20	W	104	84		New York
02/22	L	95	97		vs. Boston
02/24	W	97	83		Rochester
02/27	W	105	77		Philadelphia
03/01	W	105	102		at New York
03/02	W	103	90		vs. Fort Wayne
03/03	W	83	81		at Fort Wayne
03/04	W	99	96		at Milwaukee
03/06	W	107	101		Philadelphia
03/09	L	97	100		at Rochester
03/10	L	93	96		vs. Minneapolis
03/12	W	112	92		Fort Wayne
03/13	L	76	77		Milwaukee

** denotes overtime*

1955–56 SEASON STATISTICS

RECORD: 35-37 (.486) **HOME: 23-8** **AWAY: 9-19** **NEUTRAL: 3-10** **3RD EASTERN DIVISION**

PLAYER	G	MIN	FG-FGA	PCT	FT-FTA	PCT	REB	AST	PF-DQ	PTS	AVG
Schayes	72	2517	465-1202	.387	542-632	.858	891	200	251-9	1472	20.4
Kerr	72	2114	377-935	.403	207-316	.655	607	84	168-3	961	13.3
Seymour	57	1826	227-670	.339	188-233	.807	152	276	130-1	642	11.3
King	72	2343	284-763	.372	176-275	.640	250	410	150-2	744	10.3
Rocha	72	1883	250-692	.361	220-281	.783	416	131	244-6	720	10.0
Lloyd	72	1837	213-636	.335	186-241	.772	492	116	267-6	612	8.5
Conlin	66	1423	211-574	.368	121-178	.680	326	145	121-1	543	8.2
Kenville	72	1278	170-448	.379	195-257	.759	215	159	132-0	535	7.4
Farley	72	1429	168-451	.373	143-207	.691	165	151	154-2	479	6.7
Tucker	70	895	101-290	.348	66-83	.795	232	38	166-2	268	3.8
NATIONALS	**72**	**—**	**2466-6661**	**.370**	**2044-2703**	**.756**	**4060**	**1710**	**1783-32**	**6976**	**96.9**
OPPONENTS	**72**	**—**	**—**	**—**	**—**	**—**	**—**	**—**	**—**	**6975**	**96.9**

1955-56 GAME-BY-GAME RESULTS

DATE	W/L	NATS	OPP		TEAM
11/05	W	114	113	*	Fort Wayne
11/06	L	80	83		at Rochester
11/12	W	91	81		at St. Louis
11/13	L	79	93		at Fort Wayne
11/17	W	105	91		Minneapolis
11/19	L	94	102		at Philadelphia
11/20	W	84	80		St. Louis
11/23	L	101	104		vs. Philadelphia
11/24	W	111	103		Boston
11/26	L	99	100		at New York
11/27	W	85	74		New York
11/29	L	97	105		vs. Boston
12/03	W	114	103		Minneapolis
12/04	W	102	96		at Minneapolis
12/06	L	88	90		vs. Fort Wayne
12/08	L	94	105		at Fort Wayne
12/09	L	92	101		at Philadelphia
12/11	W	101	89		Boston
12/15	L	133	135	***	Minneapolis
12/17	W	110	104		at Boston
12/18	W	99	79		Philadelphia
12/20	W	98	91		at New York
12/25	W	111	96		Rochester
12/26	L	91	93		at Rochester
12/27	L	80	91		vs. Rochester
12/29	L	83	112		at Philadelphia
12/30	L	103	110		vs. Boston
12/31	W	101	92		New York
01/01	W	85	80		at Minneapolis
01/02	W	84	82		at St. Louis
01/04	L	87	88		Philadelphia
01/07	L	99	105	*	Boston
01/08	L	91	99		at Minneapolis
01/10	L	79	90		vs. Minneapolis
01/12	W	93	78		St. Louis
01/13	L	104	119		at Boston
01/14	L	93	102		at Rochester
01/15	W	99	88		Rochester
01/19	W	122	100		Minneapolis
01/21	L	96	100		vs. Boston
01/22	L	105	109		St. Louis
01/25	L	100	112		at Philadelphia
01/26	W	100	89		Philadelphia
01/28	L	85	93		at St. Louis
01/29	L	95	99	*	New York
02/01	L	77	83		at Rochester
02/02	W	97	89		Rochester
02/04	W	103	94		at New York
02/05	W	90	85		Fort Wayne
02/06	L	98	99		at Fort Wayne
02/07	L	95	128		vs. Philadelphia
02/09	L	97	98		Boston
02/10	W	94	88		vs. New York
02/12	W	101	74		Rochester
02/17	W	91	86		vs. New York
02/18	W	85	84		Fort Wayne
02/19	W	118	98		New York
02/21	W	108	107	**	at New York
02/23	W	94	92		Fort Wayne
02/24	L	103	116		vs. St. Louis
02/26	L	85	87		Philadelphia
02/27	W	98	95	*	at Fort Wayne
02/27	L	94	98		vs. Minneapolis
03/01	W	111	100		Boston
03/03	L	96	102		at Philadelphia
03/04	L	111	118	**	New York
03/07	L	98	111		at Boston
03/08	W	92	88		St. Louis
03/10	L	84	104		at New York
03/11	W	99	88		Philadelphia
03/12	W	97	92		vs. St. Louis
03/14	L	103	122		at Boston

** denotes overtime*
*** denotes double-overtime*
**** denotes triple-overtime*

1956–57 SEASON STATISTICS

RECORD: 38-34 (.528) **HOME: 22-9** **AWAY: 12-19** **NEUTRAL: 4-6** **2ND EASTERN DIVISION**

PLAYER	G	MIN	FG-FGA	PCT	FT-FTA	PCT	REB	AST	PF-DQ	PTS	AVG
Schayes	72	2851	496-1308	.379	625-691	.904	1008	229	219-5	1617	22.5
Conlin	71	2250	335-896	.374	283-368	.769	430	205	170-0	953	13.4
Kerr	72	2191	333-827	.403	225-313	.719	807	90	190-3	891	12.4
Lloyd	72	1965	256-687	.373	134-179	.749	435	114	282-10	646	9.0
Palazzi*	63	1013	210-571	.368	136-175	.777	262	49	117-1	556	8.8
Harrison	66	1810	243-629	.386	93-130	.715	156	161	220-5	579	8.8
Bianchi	68	1577	199-567	.351	165-239	.690	227	106	198-5	563	8.3
Holup, Joe	71	1284	160-487	.329	204-253	.806	279	84	177-5	524	7.4
Hennessy, Larry	21	373	56-175	.320	23-32	.719	45	27	28-0	135	6.4
Seymour, Paul	65	1235	143-442	.324	101-123	.821	130	193	91-0	387	6.0
Hopkins, Bob	62	764	130-343	.379	94-126	.746	233	22	106-0	354	5.7
Schafer, Bob	11	167	19-66	.288	11-13	.846	11	15	16-0	49	4.5
Tucker, Jim	9	110	17-44	.386	0-1	.000	20	2	26-0	34	3.8
Savage, Don	5	55	6-19	.316	6-7	.857	7	2	7-0	18	3.6
Ray, Jim	4	43	2-11	.182	3-5	.600	5	3	4-0	7	1.8
Able, Forest	1	1	0-2	.000	0-0	.000	1	1	1-0	0	0.0
NATIONALS	**72**	**—**	**2550-6915**	**.369**	**2075-2613**	**.794**	**4350**	**1282**	**1809-34**	**7175**	**99.7**
OPPONENTS	**72**	**—**	**—**	**—**	**—**	**—**	**—**	**—**	**—**	**7277**	**101.1**

** Palazzi played with Boston and Syracuse*

1956-57 GAME-BY-GAME RESULTS

DATE	W/L	NATS	OPP		TEAM
10/27	W	109	103	**	vs. Philadelphia
10/28	W	91	75		Rochester
11/03	W	75	73		at St. Louis
11/04	L	76	78		St. Louis
11/10	L	76	90		at Rochester
11/11	L	83	94		Boston
11/15	L	96	103		Minneapolis
11/17	L	96	109		at Philadelphia
11/18	W	99	97		Philadelphia
11/20	L	81	104		at St. Louis
11/22	L	78	111		at Minneapolis
11/24	L	99	114		at Boston
11/27	L	82	90		vs. Rochester
11/29	L	87	92		Ft. Wayne
12/01	L	100	117		at New York
12/02	W	110	100		New York
12/04	W	97	96	*	at Fort Wayne
12/06	L	92	104		at Ft. Wayne
12/07	L	97	105		vs. Ft. Wayne
12/09	W	116	110		Boston
12/15	L	108	117		Philadelphia
12/16	W	101	91		St. Louis
12/23	W	107	97		Minneapolis
12/25	L	93	98		at Rochester
12/27	L	95	102		at St. Louis
12/29	W	104	103	*	at Philadelphia
12/30	L	92	105		at Boston
01/01	W	106	102		New York
01/03	L	111	126		at New York
01/04	W	116	106		vs. Boston
01/06	W	128	123		Philadelphia
01/09	L	86	93		at Minneapolis
01/10	L	110	118		Minneapolis
01/12	W	97	88		at Rochester
01/13	W	91	85		Rochester
01/17	W	108	103		at Philadelphia
01/18	L	94	96		vs. Philadelphia
01/19	L	96	104		St. Louis
01/20	W	101	98		Ft. Wayne
01/22	L	88	90		at New York
01/23	L	108	140		at Boston
01/24	W	115	97		New York
01/26	W	99	95		at Rochester
01/27	W	94	93		Minneapolis
01/28	W	112	96		vs. Minneapolis
01/30	W	119	116		at Boston
01/31	W	105	104		Boston
02/02	L	100	107		at Philadelphia
02/03	W	104	95		Ft. Wayne
02/05	L	101	105		vs. Boston
02/06	L	100	119		vs. New York
02/07	W	112	110		St. Louis
02/09	W	101	89		at New York
02/10	W	102	100		New York
02/11	L	101	107		at St. Louis
02/14	L	95	104		Rochester
02/17	W	116	106		Boston
02/21	W	92	86		Philadelphia
02/23	W	103	101		at Minneapolis
02/24	W	109	93		Rochester
02/25	L	102	108		at Ft. Wayne
02/26	W	120	108		at Minneapolis
02/27	W	108	93		vs. St. Louis
02/28	W	123	112		Ft. Wayne
03/02	L	85	98		at Philadelphia
03/03	W	112	86		Philadelphia
03/05	W	99	92		at New York
03/06	L	93	100		New York
03/07	L	94	99		vs. New York
03/09	W	104	102		Boston
03/10	W	94	92		at Boston
03/13	L	81	114		at Ft. Wayne

** denotes overtime*
*** denotes double-overtime*

1957–58 SEASON STATISTICS

RECORD: 41-31 (.569) **HOME: 26-5** **AWAY: 9-21** **NEUTRAL: 6-5** **2ND EASTERN DIVISION**

PLAYER	G	MIN	FG-FGA	PCT	FT-FTA	PCT	REB	AST	PF-DQ	PTS	AVG
Schayes	72	2918	581-1458	.398	629-696	.904	1022	224	244-6	1791	24.9
Kerr	72	2384	407-1020	.399	280-422	.664	963	88	197-4	1094	15.2
Conlin	60	1871	343-877	.391	215-270	.796	436	133	168-2	901	15.0
Costello	72	2746	378-888	.426	320-378	.847	378	317	246-3	1076	14.9
Palazzi	67	1001	228-579	.394	123-171	.719	243	42	125-0	579	8.6
Bianchi	69	1421	215-625	.344	140-205	.683	221	114	188-4	570	8.3
Hopkins	69	1224	221-554	.399	123-161	.764	392	45	162-5	565	8.2
Harrison	72	1799	210-604	.348	97-122	.795	166	169	200-1	517	7.2
Lloyd	61	1045	119-359	.331	79-106	.745	287	60	179-3	317	5.2
Holup*	53	740	91-278	.327	71-94	.755	221	36	99-2	253	4.8
Seymour	64	763	107-315	.340	53-63	.841	107	93	88-0	267	4.2
NATIONALS	**72**	**—**	**2823-7336**	**.385**	**2075-2617**	**.793**	**4895**	**1298**	**1820-28**	**7721**	**107.2**
OPPONENTS	**72**	**—**	**—**	**—**	**—**	**—**	**—**	**—**	**—**	**7564**	
105.1											

** Holup played with Syracuse (16 games) and Detroit (37 games)*

1957-58 GAME-BY-GAME RESULTS

DATE	W/L	NATS	OPP		TEAM
10/25	W	103	85		Philadelphia
10/26	L	100	110		at Cincinnati
11/01	W	113	100		Minneapolis
11/02	L	83	107		at Boston
11/03	L	95	113		vs. Boston
11/05	L	101	115		at St. Louis
11/08	L	99	104		New York
11/14	W	97	94		at Philadelphia
11/15	W	91	86		St. Louis
11/16	L	101	118		at St. Louis
11/17	W	110	98		at Minneapolis
11/22	L	98	102		Cincinnati
11/23	W	119	115		at New York
11/27	W	92	87		Philadelphia
11/28	L	98	102		at Philadelphia
11/30	L	112	118		at Boston
12/01	W	118	109		Boston
12/03	W	119	96		vs. Philadelphia
12/06	W	118	91		Detroit
12/07	L	113	121		at Minneapolis
12/10	W	114	104		vs. Minneapolis
12/11	L	95	110		at Minneapolis
12/14	W	104	100		vs. Cincinnati
12/15	W	109	83		Cincinnati
12/17	L	117	123		at New York
12/20	W	122	113		at Cincinnati
12/21	L	136	146		vs. St. Louis
12/22	W	119	93		Detroit
12/25	W	134	130	*	New York
12/26	W	104	100		vs. Cincinnati
12/28	L	111	117		at Detroit
12/29	W	105	97		Philadelphia
01/01	W	120	109		Minneapolis
01/02	L	98	131		vs. New York
01/04	W	115	106		Boston
01/05	W	111	96		at Philadelphia
01/08	L	107	109		at Detroit
01/09	W	127	122		Minneapolis
01/11	L	100	105		at Cincinnati
01/12	W	135	109		Detroit
01/16	W	112	96		St. Louis
01/17	L	99	120		at Boston
01/18	L	120	123		at New York
01/19	W	112	108		New York
01/22	L	109	115		Cincinnati
01/23	W	101	88		at Philadelphia
01/25	W	112	100		Boston
01/26	L	95	118		at Boston
01/28	W	110	102		at New York
01/30	L	83	87		vs. Detroit
02/01	W	97	91		at Minneapolis
02/02	W	102	100		at St. Louis
02/04	L	113	118		at Detroit
02/07	W	105	102		vs. New York
02/08	L	102	103		St. Louis
02/09	W	123	98		Boston
02/11	W	84	76		vs. Boston
02/12	L	101	119		at Boston
02/13	W	108	98		Philadelphia
02/16	W	113	105		Cincinnati
02/18	L	98	120		at Detroit
02/19	W	116	110		New York
02/20	L	97	110		vs. Philadelphia
02/22	L	112	115		at New York
02/23	W	101	92		St. Louis
02/26	W	119	90		Minneapolis
02/27	L	91	97		at Philadelphia
03/02	L	100	107		Boston
03/05	W	102	91		New York
03/07	L	100	102		at St. Louis
03/09	W	111	90		Detroit
03/12	W	110	99		Philadelphia

** denotes overtime*

1958–59 SEASON STATISTICS

RECORD: 35-37 (.486) **HOME: 19-12** **AWAY: 12-17** **NEUTRAL: 4-8** **3RD EASTERN DIVISION**

PLAYER	G	MIN	FG-FGA	PCT	FT-FTA	PCT	REB	AST	PF-DQ	PTS	AVG
Schayes	72	2645	504-1304	.387	526-609	.864	962	178	280-9	1534	21.3
Yardley*	61	1839	446-1042	.428	317-407	.779	431	65	159-2	1209	19.8
Kerr	72	2671	502-1139	.441	281-367	.766	1008	142	183-1	1285	17.8
Costello	70	2750	414-948	.437	280-349	.802	365	379	263-7	1108	15.8
Conlin**	72	1955	329-891	.369	197-274	.719	394	132	188-6	855	11.9
Greer	68	1625	308-679	.454	137-176	.778	196	101	189-1	753	11.1
Bianchi	72	1779	285-756	.377	149-206	.723	199	159	260-8	719	10.0
Hopkins	67	1518	246-611	.403	176-234	.752	436	67	181-5	668	10.0
Palazzi	71	1053	240-612	.392	115-158	.728	266	67	174-5	595	8.4
Dempsey***	57	694	92-215	.428	81-106	.764	160	68	95-0	265	4.6
Dierking, Connie	64	726	105-260	.404	83-140	.593	233	34	148-2	293	4.6
Seymour	21	266	32-98	.327	26-29	.897	39	36	25-0	90	4.3
Kearns	1	7	1-1	1.000	0-0	.000	0	0	1-0	2	2.0
NATIONALS	**72**	**—**	**3050-7490**	**.407**	**2046-2642**	**.774**	**4900**	**1340**	**1961-44**	**8146**	**113.1**
OPPONENTS	**72**	**—**	**—**	**—**	**—**	**—**	**—**	**—**	**—**	**7855**	**109.1**

** Yardley played with Detroit (46 games) and Syracuse (15 games)*
*** Conlin played with Detroit (15 games) and Syracuse (57 games)*
**** Dempsey played with Philadelphia (23 games) and Syracuse (34 games)*

1958-59 GAME-BY-GAME RESULTS

DATE	W/L	NATS	OPP		TEAM
10/19	W	103	94		Detroit
10/25	L	109	110		Philadelphia
11/01	W	130	108		Cincinnati
11/05	L	115	117		Boston
11/08	W	103	98		at Philadelphia
11/09	W	101	97		Minneapolis
11/12	W	116	115		at Cincinnati
11/14	W	111	109		at Detroit
11/15	L	92	96		New York
11/18	W	120	94		at St. Louis
11/20	L	102	121		at Minneapolis
11/22	L	99	114		at New York
11/23	L	107	110		at Philadelphia
11/26	L	107	112		St. Louis
11/27	L	98	107		at St. Louis
11/28	L	93	101		at Detroit
11/29	L	105	108		Minneapolis
12/04	L	114	116		vs. Boston
12/06	W	101	92		at Boston
12/07	W	108	104		Boston
12/09	W	106	90		vs. Philadelphia
12/10	W	97	94		at Cincinnati
12/11	W	101	99	*	at Minneapolis
12/13	W	115	110		Philadelphia
12/14	W	101	95		at Detroit
12/16	L	104	108		vs. Boston
12/20	L	120	121	*	Cincinnati
12/21	L	94	108		at New York
12/27	L	102	106		New York
12/29	L	105	107		at Boston
12/30	L	113	118		vs. Minneapolis
01/01	L	105	106		Minneapolis
01/02	W	117	107		at Philadelphia
01/04	W	118	94		Detroit
01/06	L	108	118		at New York
01/07	W	111	99		Philadelphia
01/08	W	145	138	***	at Cincinnati
01/11	W	127	110		Cincinnati
01/14	W	119	104		vs. Philadelphia
01/15	W	111	105		Minneapolis
01/16	L	89	102		at St. Louis
01/18	L	118	120		New York
01/21	W	134	112		Boston
01/24	W	123	102		Cincinnati
01/25	L	104	109		at Cincinnati
01/27	W	121	107		at Detroit
01/28	L	109	112		at Minneapolis
01/29	W	117	91		vs. Minneapolis
01/31	L	117	119		vs. New York
02/01	L	137	139	*	at Boston
02/03	L	114	115		at New York
02/04	L	11	113		St. Louis
02/05	L	98	111		vs. New York
02/06	W	122	103		vs. Detroit
02/08	W	113	104		New York
02/09	L	94	99		vs. St. Louis
02/11	L	114	118	*	Detroit
02/14	L	121	124		at Boston
02/15	W	121	101		Philadelphia
02/19	W	113	105		Boston
02/21	L	112	113		at Philadelphia
02/22	W	139	108		Detroit
02/24	L	109	113		vs. Cincinnati
02/26	W	130	111		St. Louis
02/27	L	113	128		at St. Louis
03/01	W	140	115		New York
03/03	W	127	120		at New York
03/04	L	114	120		at Boston
03/05	W	142	118		Boston
03/06	L	114	118		vs. Philadelphia
03/08	W	133	103		Philadelphia
03/11	L	130	132	*	St. Louis

** denotes overtime*
**** denotes double-overtime*

1959–60 SEASON STATISTICS

RECORD: 45-30 (.600) **HOME: 26-4** **AWAY: 11-19** **NEUTRAL: 8-7** **3RD EASTERN DIVISION**

PLAYER	G	MIN	FG-FGA	PCT	FT-FTA	PCT	REB	AST	PF-DQ	PTS	AVG
Schayes	75	2741	578-1440	.401	533-597	.893	959	256	263-10	1689	22.5
Yardley	73	2402	546-1205	.453	381-467	.816	579	122	227-3	1473	20.2
Kerr	75	2372	436-1111	.392	233-310	.752	913	167	207-4	1105	14.7
Costello	71	2469	372-822	.453	249-289	.862	388	449	234-4	993	14.0
Greer	70	1979	388-815	.476	148-189	.783	303	188	208-4	924	13.2
Barnett	57	1235	289-701	.412	128-180	.711	155	160	98-0	706	12.4
Selvy*	62	1308	205-521	.393	153-208	.736	175	111	101-1	563	9.1
Hopkins	75	1616	257-660	.389	136-174	.782	465	55	193-4	650	8.7
Bianchi	69	1256	211-576	.366	109-155	.703	179	169	231-5	531	7.7
Dierking	71	1119	192-526	.365	108-188	.574	456	54	168-4	492	6.9
Cable*	57	715	109-290	.376	44-67	.657	225	39	93-1	262	4.6
Palazzi	7	70	13-41	.317	4-8	.500	14	3	7-0	30	4.3
Ray	4	21	1-6	.167	0-0	.000	0	2	3-0	2	0.5
Seymour	4	7	0-4	.000	0-0	.000	1	0	1-0	0	0.0
NATIONALS	**75**	**—**	**3406-8135**	**.419**	**2105-2687**	**.783**	**5404**	**1776**	**1940-39**	**8917**	**118.9**
OPPONENTS	**75**	**—**	**—**	**—**	**—**	**—**	**—**	**—**	**—**	**8730**	**116.4**

** Selvy played with Minneapolis (43 games) and Syracuse (19 games)*
*** Cable played with Detroit (7 games) and Syracuse (50 games)*

1959-60 GAME-BY-GAME RESULTS

DATE	W/L	NATS	OPP		TEAM
10/24	L	109	121		Boston
10/28	L	102	117		at Detroit
10/30	W	136	127		at Cincinnati
10/31	W	117	108		Minneapolis
11/04	L	113	124		at Philadelphia
11/07	L	101	103		vs. Cincinnati
11/08	W	118	107		Detroit
11/12	W	113	104		at New York
11/14	W	116	108		New York
11/17	W	121	116		vs. Cincinnati
11/18	W	138	103		Boston
11/20	L	101	114		at Boston
11/21	W	116	107		Philadelphia
11/22	L	103	114		vs. Philadelphia
11/24	W	120	107		at New York
11/25	W	100	93		at Minneapolis
11/26	L	95	112		at St. Louis
11/28	W	111	105		at Cincinnati
12/01	L	101	106		vs. St. Louis
12/02	W	130	121		St. Louis
12/05	W	108	95		Minneapolis
12/09	W	93	89		vs. Minneapolis
12/10	L	86	96		vs. Minneapolis
12/11	L	121	152		at New York
12/13	W	150	121		Philadelphia
12/16	W	116	113		New York
12/19	L	112	120		at Detroit
12/20	L	127	132		Boston
12/25	L	121	129		vs. Philadelphia
12/26	W	117	104		St. Louis
12/28	L	106	120		at St. Louis
12/30	W	131	127		at Cincinnati
01/01	W	109	98		at Minneapolis
01/03	W	114	113		Boston
01/04	L	120	127		at Boston
01/05	W	145	143	*	vs. Boston
01/07	W	132	114		Cincinnati
01/08	W	118	107		vs. Detroit
01/09	L	112	119		at Philadelphia
01/10	W	108	103		Detroit
01/12	W	127	120		vs. Boston
01/13	L	131	132	*	vs. Philadelphia
01/14	W	119	112		St. Louis
01/15	L	140	141	*	at St. Louis
01/17	W	129	117		New York
01/20	L	123	129		Philadelphia
01/23	L	121	130		at Boston
01/24	L	110	131		Boston
01/26	L	114	121		vs. Detroit
01/27	W	144	108		at Detroit
01/29	W	119	112		at Minneapolis
01/31	L	110	117		at St. Louis
02/02	W	119	102		at New York
02/04	W	137	110		Philadelphia
02/05	L	100	124		at Boston
02/06	L	126	129		at Philadelphia
02/07	W	135	112		Cincinnati
02/09	W	117	111		vs. Cincinnati
02/10	W	110	109		vs. Minneapolis
02/11	W	116	109		New York
02/14	W	121	119		Minneapolis
02/16	L	116	125		at New York
02/17	L	116	123		at Philadelphia
02/18	W	136	122		Philadelphia
02/20	W	126	121		vs. New York
02/21	W	122	120		Detroit
02/23	L	133	135		at Cincinnati
02/24	L	110	128		at Detroit
02/25	W	110	105		St. Louis
02/27	W	114	111		New York
03/01	W	124	121		at New York
03/03	W	149	108		Boston
03/05	W	132	115		New York
03/06	L	117	126		at Boston
03/09	W	137	126		Philadelphia

** denotes overtime*

1960–61 SEASON STATISTICS

RECORD: 38-41 (.481) **HOME: 19-9** **AWAY: 8-21** **NEUTRAL: 11-11** **3RD EASTERN DIVISION**

PLAYER	G	MIN	FG-FGA	PCT	FT-FTA	PCT	REB	AST	PF-DQ	PTS	AVG
Schayes	79	3007	594-1595	.372	680-783	.868	960	296	296-9	1868	23.6
Greer	79	2763	623-1381	.451	305-394	.774	455	302	242-0	1551	19.6
Barnett	78	2070	540-1194	.452	240-337	.712	283	218	169-0	1320	16.9
Costello	75	2167	407-844	.482	270-338	.799	292	413	286-9	1084	14.5
Gambee	79	2090	397-947	.419	291-352	.827	581	101	276-6	1085	13.7
Kerr	79	2676	419-1056	.397	218-299	.729	951	199	230-4	1056	13.4
Cable	75	1642	266-574	.463	73-108	.676	469	85	246-1	605	8.1
Bianchi	52	667	118-342	.345	60-87	.690	105	93	137-5	296	5.7
Halbrook	79	1131	155-463	.335	76-140	.543	550	31	262-9	386	4.9
Roberts	68	800	130-351	.370	62-104	.596	243	43	125-0	322	4.7
Ramsey, Cal	2	27	2-11	.182	2-4	.500	7	3	7-0	6	3.0
Beck, Ernie *	10	82	10-29	.345	6-7	.857	23	15	10-0	26	2.6
NATIONALS	**79**	**—**	**3654-8746**	**.418**	**2278-2948**	**.773**	**5726**	**1824**	**2279-43**	**9586**	**121.3**
OPPONENTS	**79**	**—**	**—**	**—**	**—**	**—**	**—**	**—**	**—**	**9416**	**119.2**

** Beck played with St. Louis (7 games) and Syracuse (3 games)*

1960-61 GAME-BY-GAME RESULTS

DATE	W/L	NATS	OPP		TEAM
10/22	L	123	133		Philadelphia
10/25	L	100	123		at St. Louis
10/27	L	140	143	*	at Cincinnati
10/29	W	125	118		Los Angeles
11/05	L	110	112		at Los Angeles
11/06	L	113	119		vs. Los Angeles
11/11	L	108	112		at New York
11/12	W	128	117		New York
11/16	W	124	87		Cincinnati
11/17	W	106	105		at Philadelphia
11/19	L	94	114		Boston
11/23	L	115	122		at Detroit
11/24	L	97	132		at St. Louis
11/26	L	110	129		at Boston
11/29	W	129	105		vs. Cincinnati
11/30	W	135	126		vs. St. Louis
12/01	W	137	126		at Cincinnati
12/03	W	130	113		New York
12/06	L	107	113		vs. Philadelphia
12/07	W	142	134		at Boston
12/09	L	118	131		vs. St. Louis
12/10	W	117	107		at Detroit
12/11	W	132	121		Philadelphia
12/13	W	107	105		vs. Cincinnati
12/15	L	105	115		vs. Boston
12/18	L	103	104		at St. Louis
12/20	L	112	122		at New York
12/25	W	162	100		New York
12/26	L	112	133		at St. Louis
12/27	L	124	129		at Cincinnati
12/28	W	115	113		Los Angeles
12/30	L	112	121		vs. Detroit
01/01	L	96	113		Boston
01/02	L	125	126		vs. Cincinnati
01/03	W	129	104		New York
01/04	L	126	134		Cincinnati
01/05	L	127	139		at Philadelphia
01/07	L	117	120		vs. New York
01/08	W	128	115		Detroit
01/11	W	133	128		St. Louis
01/12	L	118	124	*	vs. Boston
01/13	W	106	105		vs. New York
01/15	W	116	113		Philadelphia
01/18	W	129	118		vs. Philadelphia
01/21	W	127	124		Boston
01/22	W	112	109		vs. Los Angeles
01/24	L	107	116		at Los Angeles
01/25	L	112	117		at Los Angeles
01/27	W	138	126		at Cincinnati
01/29	L	108	125		at St. Louis
01/31	W	122	106		at New York
02/01	L	113	122		Philadelphia
02/03	L	118	121		at Detroit
02/04	L	104	111		vs. Detroit
02/05	W	129	115		Cincinnati
02/08	W	130	108		Boston
02/09	W	136	126		at Philadelphia
02/11	W	141	111		vs. Detroit
02/12	W	148	122		Detroit
02/15	L	127	129	*	at New York
02/16	W	132	120		New York
02/17	W	115	113		vs. Detroit
02/18	W	129	110		vs. Philadelphia
02/19	L	106	116		Boston
02/20	W	126	121		vs. Los Angeles
02/21	W	123	118		vs. Detroit
02/23	W	144	116		St. Louis
02/24	L	128	144		at Boston
02/26	W	126	110		New York
03/01	W	149	128		Philadelphia
03/02	L	110	114		vs. Los Angeles
03/03	L	116	123		vs. Philadelphia
03/04	L	115	116		at Philadelphia
03/05	L	114	125		Los Angeles
03/07	L	113	114		at New York
03/08	L	127	136		at Boston
03/09	W	129	119		St. Louis
03/11	L	116	126		at Boston
03/12	L	134	136	*	Boston

** denotes overtime*

1961–62 SEASON STATISTICS

RECORD: 41-39 (.513) **HOME: 18-10** **AWAY: 11-19** **NEUTRAL: 12-10** **3RD EASTERN DIVISION**

PLAYER	G	MIN	FG-FGA	PCT	FT-FTA	PCT	REB	AST	PF-DQ	PTS	AVG
Greer	71	2705	644-1442	.447	331-404	.819	524	313	252-2	1619	22.8
Shaffer	75	2083	514-1180	.436	239-310	.771	511	99	266-6	1267	16.9
Gambee	80	2301	477-1126	.424	384-470	.817	631	114	275-10	1338	16.7
Kerr	80	2768	541-1220	.443	222-302	.735	1176	243	272-7	1304	16.3
Schayes	56	1480	268-751	.357	286-319	.897	439	120	167-4	822	14.7
Costello	63	1854	310-726	.427	247-295	.837	245	359	220-5	867	13.8
Bianchi	80	1925	336-847	.397	154-221	.697	281	263	232-5	826	10.3
Roberts	80	1642	243-619	.393	129-194	.665	538	50	230-4	615	7.7
Halbrook	64	908	152-422	.360	96-151	.636	399	33	179-7	400	6.3
Neumann	77	1265	172-401	.429	133-172	.773	194	176	203-3	477	6.2
Graboski*	38	468	77-221	.348	39-65	.600	154	28	62-0	193	5.1
Osborne	4	21	1-8	.125	3-4	.750	9	1	3-0	5	1.3
NATIONALS	**80**	**—**	**3706-8885**	**.417**	**2246-2890**	**.777**	**5759**	**1791**	**2344-53**	**9568**	**119.6**
OPPONENTS	**80**	**—**	**—**	**—**	**—**	**—**	**—**	**—**	**—**	**9473**	**118.4**

** Graboski played with St. Louis (3 games), Chicago (12 games) and Syracuse (23 games)*

1961-62 GAME-BY-GAME RESULTS

DATE	W/L	NATS	OPP		TEAM
10/21	W	123	103		Chicago
10/26	L	107	110		vs. St. Louis
10/27	W	126	122		at Philadelphia
10/28	L	113	119		Philadelphia
10/29	L	132	139		at Cincinnati
10/31	W	107	99		at St. Louis
11/03	L	94	106		St. Louis
11/04	L	107	127		at Boston
11/09	L	108	151		at Philadelphia
11/11	W	135	109		New York
11/14	L	115	119		vs. Cincinnati
11/15	W	114	102		vs. New York
11/18	W	148	130		Philadelphia
11/22	L	109	110		vs. New York
11/23	W	117	99		vs. Cincinnati
11/24	L	125	127		Cincinnati
11/25	L	108	141		at St. Louis
11/28	W	121	111		vs. Los Angeles
11/29	W	136	122		at Cincinnati
12/01	L	100	118		at New York
12/02	W	132	118		Chicago
12/04	L	120	131		at Los Angeles
12/05	L	120	125		vs. Los Angeles
12/06	L	121	123	*	at Los Angeles
12/08	L	111	123		at Boston
12/09	L	102	106		Boston
12/12	W	126	124		at New York
12/13	L	126	136		Cincinnati
12/14	L	125	136		at Philadelphia
12/16	W	128	123		vs. Los Angeles
12/19	W	124	111		vs. Detroit
12/25	L	122	127		Boston
12/26	L	111	118		vs. Philadelphia
12/27	L	111	119		vs. Los Angeles
12/28	L	114	121		Los Angeles
12/30	W	109	108		Detroit
01/01	W	110	106		at Cincinnati
01/02	W	127	102		at Chicago
01/05	L	135	138	*	vs. Detroit
01/06	W	120	102		Chicago
01/07	W	123	116		at New York
01/09	W	129	120		at Philadelphia
01/10	W	134	122		St. Louis
01/13	W	127	117		vs. Boston
01/14	W	141	118		New York
01/18	W	118	111		vs. Chicago
01/19	L	103	128		at Boston
01/20	L	101	107		Boston
01/21	L	132	139	*	vs. Philadelphia
01/23	L	107	115		at St. Louis
01/24	L	102	111		at Detroit
01/25	L	100	101		vs. Detroit
01/27	W	107	102		at Chicago
01/28	L	131	139		at Cincinnati
01/31	W	138	109		New York
02/02	W	135	101		vs. St. Louis
02/03	W	134	112		Philadelphia
02/04	L	117	128		at Philadelphia
02/06	W	127	123		vs. Chicago
02/08	W	122	110		Boston
02/09	L	111	120		at New York
02/11	W	132	116		Detroit
02/15	L	121	126		at Chicago
02/16	W	132	106		vs. Chicago
02/17	W	136	127		vs. Chicago
02/18	W	141	126		New York
02/21	W	150	109		Philadelphia
02/22	L	106	134		vs. Boston
02/23	L	107	121		at Boston
02/24	W	120	117		vs. New York
02/25	L	106	110		Boston
02/27	W	130	120		at New York
03/01	W	137	108		Cincinnati
03/03	W	128	114		at Detroit
03/04	L	115	124		Los Angeles
03/07	W	129	126		St. Louis
03/10	W	128	111		Detroit
03/11	W	149	130		Philadelphia
03/13	L	110	142		at Boston
03/14	L	102	105		at Detroit

** denotes overtime*

1962–63 SEASON STATISTICS

RECORD: 45-30 (.600) **HOME: 26-4** **AWAY: 11-19** **NEUTRAL: 12-8** **2ND EASTERN DIVISION**

PLAYER	G	MIN	FG-FGA	PCT	FT-FTA	PCT	REB	AST	PF-DQ	PTS	AVG
Greer, Hal	80	2631	600-1293	.464	362-434	.834	457	275	286-4	1562	19.5
Shaffer, Lee	80	2392	597-1393	.429	294-375	.784	524	97	249-5	1488	18.6
Kerr, Red	80	2561	507-1069	.474	241-320	.753	1039	214	208-3	1255	15.7
Walker, Chet	78	1992	352-751	.469	253-362	.699	561	83	220-3	957	12.3
Gambee, Dave	60	1234	235-537	.438	199-238	.836	289	48	190-2	669	11.2
Costello, Larry	78	2066	285-660	.432	288-327	.881	237	334	263-4	858	11.0
Schayes, Dolph	66	1438	223-575	.388	181-206	.879	375	175	177-2	627	9.5
Chappell, Len	80	1241	281-604	.465	148-238	.622	461	56	171-1	710	8.9
Bianchi, Al	61	1159	202-476	.424	120-164	.732	134	170	165-2	524	8.6
Neumann, Paul	80	1581	237-503	.471	181-222	.815	200	227	221-5	655	8.2
Roberts, Joe	33	466	73-196	.372	35-51	.686	155	16	66-1	181	5.5
Warley, Ben	26	206	50-111	.450	25-35	.714	86	4	42-1	125	4.8
Meriwether, Porter	31	268	48-122	.393	23-33	.697	29	43	19-0	119	3.8
NATIONALS	**80**	**—**	**3690-8300**	**.445**	**2350-3005**	**.782**	**5511**	**1842**	**2179-33**	**9730**	**121.6**
OPPONENTS	**80**	**—**	**—**	**—**	**—**	**—**	**—**	**—**	**—**	**9247**	
115.6											

1962-63 GAME-BY-GAME RESULTS

DATE	W/L	NATS	OPP		TEAM
10/20	W	108	102		Los Angeles
10/23	W	123	119		at New York
10/26	W	130	112		Chicago
10/27	L	98	118		at Boston
10/31	W	126	108		vs. St. Louis
11/03	W	130	111		Cincinnati
11/09	W	101	93		St. Louis
11/14	L	120	125		at Cincinnati
11/15	W	120	98		vs. Los Angeles
11/16	W	113	105		Boston
11/17	L	107	113		at St. Louis
11/18	W	110	107		vs. Chicago
11/21	W	122	120		at Detroit
11/22	W	130	120		vs. Boston
11/23	L	110	116		at New York
11/24	W	137	126		New York
11/27	L	105	120		at St. Louis
11/29	W	112	85		at Chicago
11/30	L	117	130		at Cincinnati
12/01	L	110	129		at Boston
12/04	L	129	130		vs. Detroit
12/07	W	149	129		vs. Chicago
12/08	W	102	97		Boston
12/09	W	117	114		vs. Los Angeles
12/11	L	124	136		at San Francisco
12/12	L	120	126		at Los Angeles
12/16	W	144	137		at San Francisco
12/17	L	114	121		at Los Angeles
12/19	L	120	129		at Cincinnati
12/22	L	118	123		San Francisco
12/25	W	123	111		at New York
12/27	W	128	92		New York
12/28	L	117	124		vs. San Francisco
12/29	L	123	132		Los Angeles
01/02	W	120	95		St. Louis
01/03	L	115	123		vs. New York
01/05	W	136	117		vs. Cincinnati
01/06	W	114	102		Chicago
01/08	W	119	116		vs. Cincinnati
01/09	L	112	116		Cincinnati
01/11	L	117	134		at Boston
01/12	L	115	146		vs. Detroit
01/13	W	148	114		Detroit
01/19	W	149	148	*	Boston
01/22	L	93	113		vs. St. Louis
01/23	L	94	104		at Chicago
01/25	L	114	122		vs. Los Angeles
01/26	W	116	110		at San Francisco
01/27	W	119	110		at San Francisco
01/29	L	105	123		at St. Louis
01/31	W	112	100		St. Louis
02/01	W	125	111		at Boston
02/02	W	117	113		vs. Cincinnati
02/03	L	115	125		Cincinnati
02/05	W	120	100		at New York
02/06	W	126	109		Boston
02/08	W	162	135		at Detroit
02/09	W	122	116		vs. New York
02/10	W	139	115		San Francisco
02/12	L	100	128		at St. Louis
02/13	L	122	124		vs. Cincinnati
02/14	W	136	117		Chicago
02/15	L	114	123		vs. Boston
02/17	W	143	124		Detroit
02/19	W	118	110		vs. Chicago
02/20	W	128	109		Cincinnati
02/21	L	91	108		at Chicago
02/22	L	117	126		at Detroit
02/24	W	143	126		New York
02/27	W	122	111		Los Angeles
02/28	W	132	124		vs. New York
03/02	W	152	128		Detroit
03/03	W	127	123		at Detroit
03/05	W	131	121		at New York
03/07	W	129	118		New York
03/10	W	163	148		San Francisco
03/12	W	130	106		at Chicago
03/13	L	114	128		at Cincinnati
03/16	L	121	125		Boston
03/17	L	116	125		at Boston

** denotes overtime*

1963–64 SEASON STATISTICS

RECORD 34-46 (.425) **HOME: 18-12** **AWAY 12-22** **NEUTRAL: 4-12** **3RD EASTERN DIVISION**

PLAYER	G	MIN	FG-FGA	PCT	FT-FTA	PCT	REB	AST	PF-DQ	PTS	AVG
Greer	80	3157	715-1611	.444	435-525	.829	484	374	291-6	1865	23.3
Walker	76	2775	492-1118	.440	330-464	.711	784	124	232-3	1314	17.3
Kerr	80	2938	536-1250	.429	268-357	.751	1017	275	187-2	1340	16.8
Shaffer	41	1013	217-587	.370	102-133	.767	205	36	116-1	536	13.1
Costello	45	1137	191-408	.468	147-170	.865	105	167	150-3	529	11.8
Neumann	74	1973	324-732	.443	210-266	.789	246	291	211-1	858	11.6
Gambee	41	927	149-378	.394	151-185	.816	256	35	161-6	449	11.0
Warley	79	1740	215-494	.435	220-305	.721	619	71	274-5	650	8.2
Bianchi	78	1437	257-684	.376	109-141	.773	147	149	248-6	623	8.0
Dierking	76	1286	191-514	.372	114-169	.675	422	50	221-3	496	6.5
Schayes	24	350	44-143	.308	46-57	.807	110	48	76-3	134	5.6
Greenspan	20	280	32-90	.356	34-50	.680	72	11	54-0	98	4.9
White	23	196	31-105	.295	17-28	.607	42	12	28-0	79	3.4
Chappell	1	16	0-2	.000	1-1	1.000	4	0	2-0	1	1.0
76ERS	**80**	**19225**	**3394-8116**	**.418**	**2184-2851**	**.766**	**4513**	**1643**	**2251-39**	**8972**	**112.2**
OPPONENTS	**80**	**19217**	**3590-8138**	**.441**	**2143-2969**	**.722**	**5328**	**1844**	**2237-36**	**9323**	**116.5**

1963-64 GAME-BY-GAME RESULTS

DATE	W/L	76ERS	OPP		TEAM
10/16	W	117	115		at Detroit
10/19	L	121	124		Detroit
10/25	L	112	136		New York
10/26	L	101	109		at New York
10/30	W	111	108		at Baltimore
11/01	L	102	119		Boston
11/02	L	99	128		at St. Louis
11/03	L	93	95		Cincinnati at Dayton
11/06	L	101	119		at Detroit
11/08	W	108	106		St. Louis
11/09	L	100	116		at Baltimore
11/12	W	106	102	*	San Francisco
11/15	W	99	97		Los Angeles
11/20	W	118	101		New York
11/26	W	115	113		Baltimore
11/28	L	110	125		Cincinnati
11/29	L	78	112		Boston at Prov.
11/30	W	132	125		at New York
12/01	W	132	121		Detroit at Cleveland
12/05	L	103	106		St. Louis
12/07	L	120	129		at St. Louis
12/08	W	126	116		at Cincinnati
12/10	L	103	113		St. Louis at N.Y.
12/11	W	113	103		New York
12/13	L	84	111		Boston
12/14	W	123	119		at New York
12/18	L	96	116		at Los Angeles
12/20	W	114	112		at San Francisco
12/21	L	113	126		at Los Angeles
12/22	L	104	118		at San Francisco
12/26	W	118	112		San Francisco
12/27	W	119	107		Detroit at Hershey
12/28	W	114	100		Los Angeles
01/03	W	132	110		Cincinnati
01/04	W	123	113		at Baltimore
01/05	L	118	142		New York
01/07	L	110	130		Cincinnati at Colum.
01/08	L	110	126		Cincinnati at Syra.
01/09	W	122	115		St. Louis
01/11	W	115	108		Boston
01/12	L	112	123		at Boston
01/17	L	91	112		San Francisco
01/18	L	111	115		L.A. at Syracuse
01/21	L	121	124		Baltimore at NY
01/22	L	116	124		at Baltimore
01/24	W	134	111		Cincinnati
01/25	W	131	129		at New York
01/26	L	120	131		Baltimore
01/28	L	117	139		San Francisco
01/29	W	102	97		L.A. at Boston
01/31	L	97	114		at Boston
02/01	L	111	119		Boston
02/06	W	128	117		New York
02/07	L	114	126		at Cincinnati
02/08	W	109	101		Los Angeles
02/09	L	109	120		at Boston
02/12	L	115	121		at Baltimore
02/14	W	130	123		Detroit
02/15	L	110	118		at St. Louis
02/16	L	97	114		at Cincinnati
02/18	L	93	103		Boston at Pitt.
02/19	W	130	122		Baltimore
02/21	W	144	119		Boston
02/23	W	114	105		at New York
02/25	L	107	115		St. Louis at NY
02/26	W	130	122		at Detroit
02/28	L	132	134		Cincinnati at Scranton
02/29	L	114	117		Cincinnati
03/01	L	93	108		at Boston
03/03	L	94	108		Boston at Syracuse
03/07	W	130	115		New York
03/08	L	108	140		at New York
03/11	W	124	111		at St. Louis
03/12	L	111	128		at Cincinnati
03/13	L	122	133		Detroit at Scranton
03/14	W	128	122		Baltimore at Yardley
03/15	L	95	120		at Los Angeles
03/16	W	111	110		at San Francisco
03/17	L	97	121		at Los Angeles
03/18	L	85	89		at San Francisco

** denotes overtime*

1964–65 SEASON STATISTICS

RECORD 40-40 (.500) **HOME: 13-12** **AWAY 9-21** **NEUTRAL: 18-7** **3RD EASTERN DIVISION**

PLAYER	G	MIN	FG-FGA	PCT	FT-FTA	PCT	REB	AST	PF-DQ	PTS	AVG
Chamberlain	35	1558	427-808	.528	200-380	.526	780	133	70-0	1054	30.1
Greer	70	2600	539-1245	.433	335-413	.811	355	313	254-7	1413	20.2
Jackson	76	2590	419-1013	.414	288-404	.713	980	93	251-4	1126	14.8
Neumann	40	1100	213-434	.491	148-184	.804	102	139	119-1	574	14.4
Costello	64	1967	309-695	.445	243-277	.877	169	275	242-10	861	13.5
Walker	79	2187	377-936	.403	288-388	.742	528	132	200-2	1042	13.2
Gambee	80	1993	356-864	.412	299-368	.813	468	113	277-7	1011	12.6
Kerr	80	1810	264-714	.370	126-181	.696	551	197	132-1	654	8.2
Dierking	38	729	121-311	.389	54-83	.651	239	42	101-3	296	7.8
Bianchi	60	1116	175-486	.360	54-76	.711	95	140	178-10	404	6.7
Jones	23	359	47-153	.307	37-52	.712	57	40	46-2	131	5.7
Warley	64	900	94-253	.372	124-176	.705	277	53	170-6	312	4.9
Greenspan	5	49	8-13	.615	8-8	1.000	11	0	12-0	24	4.8
Courtin	24	317	42-103	.408	17-21	.810	22	22	44-0	101	4.2
76ERS	**80**	**19275**	**3391-8028**	**.422**	**2221-3011**	**.738**	**4634**	**1692**	**2096-53**	**9003**	**112.5**
OPPONENTS	**80**	**19275**	**3487-8045**	**.433**	**2041-2818**	**.724**	**4859**	**1727**	**2155-39**	**9015**	**112.7**

1964-65 GAME-BY-GAME RESULTS

DATE	W/L	76ERS	OPP		TEAM
10/16	W	125	113		Detroit
10/22	L	135	138	*	Baltimore
10/24	L	86	126		at St. Louis
10/25	L	107	109		at Cincinnati
10/27	W	100	81		St. Louis at N. Y.
10/30	L	90	94		at New York
10/31	W	116	105		New York
11/07	W	105	103		Cincinnati
11/10	L	99	110		San Francisco
11/11	W	123	114		at Baltimore
11/12	W	110	109		Boston at New York
11/14	L	102	113		Boston
11/17	L	107	114		at St. Louis
11/18	L	111	124		at Detroit
11/20	L	115	118		St. Louis
11/21	W	108	96		Boston at Prov.
11/25	W	124	93		New York at Boston
11/26	W	128	117		San Francisco
11/27	L	112	133		at Cincinnati
11/28	W	101	93		at Detroit
11/29	W	97	94		at St. Louis
12/01	L	117	118		Los Angeles
12/04	W	119	106		Detroit
12/05	W	125	108		Baltimore at Detroit
12/06	L	104	109		L.A. at Minn.
12/08	W	102	97		Baltimore at NY
12/11	L	109	118		Boston
12/12	L	106	133		at New York
12/13	W	121	115		New York at Syra.
12/14	W	119	112		San Francisco at Pitt.
12/16	L	120	140		at Baltimore
12/18	L	111	117		at San Francisco
12/19	W	140	113		at Los Angeles
12/20	W	113	111		at San Francisco
12/23	L	117	135		at Los Angeles
12/26	L	125	135		Cincinnati
12/30	W	117	115		Los Angeles
01/06	W	121	102		S.F. at Syracuse
01/08	L	107	114		Cincinnati at Dayton
01/09	W	104	102		at St. Louis
01/11	L	90	100		St. Louis at Tulsa
01/14	L	126	138		Baltimore
01/15	L	95	104		at Boston
01/18	W	109	95		Detroit at Cleveland
01/19	L	97	103		Detroit at Toledo
01/21	W	111	102		San Francisco
01/22	W	109	103	*	Detroit at Boston
01/23	W	104	100		Boston at Syracuse
01/26	L	105	107		Detroit at New York
01/27	L	98	115		at Boston
01/29	W	118	105		Boston
01/31	W	127	122		Cincinnati
02/02	W	119	105		St. Louis at N.Y.
02/03	W	116	95		New York at Boston
02/04	W	123	119		St. Louis
02/06	W	127	122		Cinc. at Syracuse
02/08	L	98	117		at Los Angeles
02/09	W	132	114		San Francisco at SJ
02/10	W	110	99		at Los Angeles
02/11	L	100	106		at San Francisco
02/13	L	106	108		at Cincinnati
02/18	L	110	117		Los Angeles
02/20	W	111	92		New York at Detroit
02/21	W	107	106		at Baltimore
02/22	W	122	112		Baltimore at Wash.
02/23	L	104	132		at New York
02/24	L	104	106		at Detroit
02/28	L	118	122		L.A. at Syracuse
03/02	L	117	126		Los Angeles at NY
03/03	L	110	124		at St. Louis
03/05	W	110	109		at Cincinnati
03/06	W	103	98		Boston
03/07	L	111	133		at Boston
03/09	L	122	124	*	at New York
03/10	L	123	134		New York
03/13	W	131	116		Detroit
03/14	L	126	143		at Baltimore
03/16	L	107	115		San Francisco
03/20	L	122	125		Cincinnati
03/21	W	127	105		Baltimore

** denotes overtime*

1965–66 SEASON STATISTICS

RECORD: 55-25 (.688) **HOME: 22-3** **AWAY: 20-17** **NEUTRAL: 13-5** **1ST EASTERN DIVISION**

PLAYER	G	MIN	FG-FGA	PCT	FT-FTA	PCT	REB	AST	PF-DQ	PTS	AVG
Chamberlain	79	3737	1074-1990	.540	501-976	.513	1943	414	171-0	2649	33.5
Greer	80	3326	703-1580	.445	413-514	.804	473	384	315-6	1819	22.7
Walker	80	2603	443-982	.451	335-468	.716	636	201	238-3	1221	15.3
Cunningham	80	2134	431-1011	.426	281-443	.634	599	207	301-12	1143	14.3
Jones	80	2196	296-799	.370	128-172	.744	169	273	250-6	720	9.0
Jackson	79	1966	246-614	.401	158-214	.738	676	132	216-2	650	8.2
Gambee	72	1068	168-437	.384	159-187	.850	273	71	189-3	495	6.9
Bianchi	78	1312	214-560	.382	66-98	.673	134	134	232-4	494	6.3
Heyman	6	20	3-9	.333	4-5	.800	4	4	4-0	10	1.7
Ward	66	838	67-189	.354	39-60	.650	89	80	163-3	173	2.6
Warley	1	6	1-3	.333	0-0	---	2	0	1-0	2	2.0
Branson	5	14	1-6	.167	3-4	.750	9	1	4-0	5	1.0
Weiss	7	30	3-9	.333	0-0	---	7	4	10-0	6	0.9
76ERS	**80**	**19250**	**3650-8189**	**.446**	**2087-3141**	**.664**	**5014**	**1905**	**2094-39**	**9387**	**117.3**
OPPONENTS	**80**	**19250**	**3449-8162**	**.423**	**2115-2872**	**.736**	**4786**	**1786**	**2101-42**	**9013**	**112.7**

1965-66 GAME-BY-GAME RESULTS

DATE	W/L	76ERS	OPP		TEAM
10/16	W	133	101		at Baltimore
10/23	W	120	103		Detroit
10/30	W	134	114		Cincinnati
11/03	L	100	110		at Detroit
11/04	L	119	121		San Francisco at NY
11/05	W	133	115		San Francisco
11/06	L	91	101		at Boston
11/09	W	118	110		Los Angeles
11/11	W	109	101		S.F. at Boston
11/12	W	123	114		Boston
11/13	W	127	119		at New York
11/16	W	107	98		St. Louis at NY
11/17	L	115	131		at Cincinnati
11/19	L	124	134		Baltimore
11/20	L	112	117		at Baltimore
11/21	W	110	104		at Los Angeles
11/24	L	124	127		at Los Angeles
11/26	W	132	120		at San Francisco
11/27	W	124	117		at San Francisco
11/30	L	108	129		Baltimore at NY
12/03	W	119	103		at Boston
12/06	W	116	107		L.A at Charlotte
12/08	L	127	129		at Baltimore
12/10	L	114	116		Detroit
12/11	W	135	132	*	Cincinnati at Syra.
12/14	L	109	112		at Cincinnati
12/15	W	122	108		at Los Angeles
12/17	W	127	117		at Los Angeles
12/18	W	120	116	*	at San Francisco
12/20	L	118	124		at San Francisco
12/26	W	121	107		San Francisco
12/28	W	102	93		Boston
12/29	W	113	112		at Detroit
12/30	L	113	130		at St. Louis
01/02	W	133	122		New York
01/04	W	129	127		at New York
01/06	W	133	127		Baltimore at Syra.
01/07	L	120	126		Los Angeles
01/08	L	105	115		at St. Louis
01/09	W	127	117		at St. Louis
01/12	L	111	129		at Detroit
01/14	W	112	100		Boston
01/16	L	122	137		at Boston
01/18	W	128	117		Baltimore
01/19	W	110	93		Detroit at Boston
01/21	W	109	98		New York
01/23	W	104	98		at St. Louis
01/24	W	110	107		St. Louis at Memphis
01/25	W	110	106		Los Angeles at N.Y.
01/28	W	125	103		Cincinnati
01/30	W	117	98		Detroit
02/02	L	89	96		St. Louis at Greens.
02/05	L	113	120		at New York
02/06	L	99	100		at Boston
02/07	W	132	125		Los Angeles
02/08	L	123	136		at New York
02/09	W	108	91		at Detroit
02/11	W	113	94		Cincinnati
02/12	L	83	85		Boston at Syracuse
02/14	W	149	123		Detroit at Charlotte
02/15	W	121	109		St. Louis at Pitt.
02/17	W	136	121		at Los Angeles
02/19	W	123	119		at San Francisco
02/21	L	107	113		Cincinnati at Dayton
02/22	W	117	112		Detroit at New York
02/23	L	115	119		at Baltimore
02/25	W	130	124		New York
02/26	W	114	98		Baltimore at NY
03/01	L	100	102		at Cincinnati
03/03	W	135	125		San Francisco
03/04	W	107	103		at Cincinnati
03/05	W	102	85		Boston
03/06	W	113	110		at Boston
03/08	W	112	106		St. Louis at N.Y.
03/09	W	123	115		St. Louis
03/12	W	134	126		New York
03/13	W	115	113		at New York
03/17	W	115	106		New York
03/19	W	127	121		Cincinnati
03/20	W	108	104		at Baltimore

** denotes overtime*

1966–67 SEASON STATISTICS

RECORD: 68-13 (.840) **HOME: 28-2** **AWAY: 27-9** **NEUTRAL: 14-3** **1ST EASTERN DIVISION**

PLAYER	G	MIN	FG-FGA	PCT	FT-FTA	PCT	REB	AST	PF-DQ	PTS	AVG
Chamberlain	81	3682	785-1150	.683	386-875	.441	1957	630	143-0	1956	24.1
Greer	80	3086	699-1524	.459	367-466	.788	422	303	302-5	1765	22.1
Walker	81	2691	561-1150	.488	445-581	.766	660	188	232-4	1567	19.3
Cunningham	81	2168	556-1211	.459	383-558	.686	589	205	260-2	1495	18.5
Jones	81	2249	423-982	.431	223-266	.838	265	303	246-6	1069	13.2
Jackson	81	2377	386-882	.438	198-261	.759	724	114	276-6	970	12.0
Costello	49	976	130-293	.444	120-133	.902	103	140	141-2	380	7.8
Gambee	63	757	150-345	.435	107-125	.856	197	42	143-5	407	6.5
Melchionni	73	692	138-353	.391	39-60	.650	98	98	73-0	315	4.3
Guokas	69	808	79-203	.389	49-81	.605	83	105	82-0	207	3.0
Weiss	6	29	5-10	.500	2-5	.400	3	10	8-0	12	2.0
76ERS	**81**	**19515**	**3912-8103**	**.483**	**2319-3411**	**.680**	**5101**	**2138**	**1906-30**	**10143**	**125.2**
OPPONENTS	**81**	**19515**	**3785-8929**	**.424**	**1808-2439**	**.741**	**4748**	**1878**	**2266-46**	**9378**	**115.8**

1966-67 GAME-BY-GAME RESULTS

DATE	W/L	76ERS	OPP		TEAM
10/15	W	128	112		New York
10/21	W	119	110		St. Louis
10/22	W	141	112		at Baltimore
10/25	W	130	110		Baltimore
10/29	W	138	96		Boston
11/03	W	120	108		St. Louis at Pitt.
11/04	W	134	129		San Francisco
11/05	L	87	105		at Boston
11/08	W	118	100		Detroit at New York
11/11	W	126	113		Chicago
11/12	W	112	98		at Cincinnati
11/13	W	132	126		at Chicago
11/15	W	113	109		at New York
11/16	W	117	108		New York
11/18	W	145	120		Chicago at Boston
11/19	W	134	110		Cincinnati
11/23	L	106	111		at Cincinnati
11/24	W	140	123		San Francisco
11/25	W	129	115		at Baltimore
11/26	W	131	123		Detroit
11/29	W	137	116		St. Louis
11/30	W	128	119		at Detroit
12/02	W	138	130		Los Angeles
12/03	W	137	120		at Baltimore
12/06	W	129	119		Chicago
12/07	W	117	103		at Chicago
12/09	W	112	107		New York
12/10	W	133	123		at St. Louis
12/11	L	103	117		at Boston
12/13	W	127	112		at New York
12/16	W	124	113		St. Louis
12/17	W	120	105		Detroit at Syracuse
12/21	W	129	123		at Los Angeles
12/22	W	116	114		at San Francisco
12/23	W	118	107		at Los Angeles
12/26	W	134	118		Cincinnati
12/28	W	113	108		Boston
12/30	W	137	113		Detroit at Ft. Wayne
01/03	W	148	142	*	at New York
01/04	W	136	115		Chicago
01/05	L	104	112		New York at Pitt.
01/06	W	121	115	*	Baltimore
01/08	W	117	108		at Chicago
01/13	W	125	107		St. Louis
01/15	W	110	95		at Boston
01/17	W	119	111		New York
01/18	W	113	105		at Detroit
01/19	W	127	102		Chicago at Pitt.
01/20	W	119	108		Los Angeles
01/23	W	112	105		St. Louis at Memphis
01/24	L	106	118		Boston
01/27	W	110	107		Cincinnati
01/29	L	108	114		at St. Louis
02/01	L	133	143		at Los Angeles
02/02	L	120	137		S.F. at Oakland
02/04	W	140	127		S.F. at Oakland
02/05	W	130	123		at Los Angeles
02/07	W	126	123		S.F. at Pitt.
02/08	W	118	106		at Cincinnati
02/10	W	148	131		Los Angeles
02/11	L	133	139		at Baltimore
02/12	L	112	113		at Boston
02/13	W	131	123		Cincinnati
02/15	W	127	121		at Detroit
02/17	W	127	118		Cincinnati at Cle.
02/19	W	123	122		at St. Louis
02/24	W	149	118		Baltimore at Pitt.
02/28	W	127	107		Cincinnati at Syra.
03/01	L	122	129		Chicago at Evans.
03/02	W	136	128		San Francisco
03/03	W	129	103		Detroit at Boston
03/05	W	131	106		Detroit
03/06	W	119	117		Los Angeles at Pitt.
03/08	W	115	113	*	at Boston
03/11	L	114	116		Boston
03/12	W	131	120		at New York
03/14	W	139	110		at San Francisco
03/15	W	138	123		at Los Angeles
03/16	L	131	145		at San Francisco
03/18	W	135	119		Baltimore
03/19	W	132	129		at Baltimore

** denotes overtime*

1967–68 SEASON STATISTICS

RECORD: 62-20 (.756) **HOME: 27-8** **AWAY: 25-12** **NEUTRAL: 10-0** **1ST EASTERN DIVISION**

PLAYER	G	MIN	FG-FGA	PCT	FT-FTA	PCT	REB	AST	PF-DQ	PTS	AVG
Chamberlain	82	3836	819-1377	.595	354-932	.380	1952	702	160-0	1992	24.3
Greer	82	3263	777-1626	.478	422-549	.769	444	372	289-6	1976	24.1
Cunningham	74	2076	516-1178	.438	368-509	.723	562	187	260-3	1400	18.9
Walker	82	2623	539-1172	.460	387-533	.726	607	157	252-3	1465	17.9
Jones	77	2058	413-1040	.397	159-202	.787	219	245	225-5	985	12.8
Jackson	82	2570	401-927	.433	166-231	.719	872	139	287-6	968	11.8
Green	35	367	69-150	.460	39-83	.470	122	21	51-0	177	5.1
Costello	28	492	67-148	.453	67-81	.827	51	68	62-0	201	7.2
Guokas	82	1612	190-393	.483	118-152	.776	185	191	172-0	498	6.1
Melchionni	71	758	146-336	.435	33-47	.702	104	105	75-0	325	4.6
Filipek	19	73	18-47	.383	7-14	.500	25	7	12-0	43	2.3
76ERS	**82**	**19780**	**3965-8414**	**.471**	**2121-3338**	**.635**	**5154**	**2197**	**1851-23**	**10051**	**122.6**
OPPONENTS	**82**	**19780**	**3815-8857**	**.431**	**1716-2338**	**.734**	**4815**	**2051**	**2201-36**	**9346**	**114.0**

1967-68 GAME-BY-GAME RESULTS

DATE	W/L	76ERS	OPP		TEAM
10/18	W	103	87		Los Angeles
10/21	W	116	111		Detroit
10/24	W	124	102		Detroit at New York
10/25	W	117	114		New York
10/27	W	132	115		Seattle
10/28	L	95	104		at Boston
11/01	W	136	111		Baltimore
11/04	W	117	110		San Francisco
11/07	W	130	105		at San Diego
11/08	W	129	114		at San Diego
11/10	L	104	123		at San Francisco
11/11	W	115	111		at Los Angeles
11/14	W	122	102		Cincinnati
11/15	L	120	123		at Detroit
11/17	W	125	117		St. Louis at Balt.
11/18	L	111	116		Boston
11/22	L	113	115		at St. Louis
11/23	W	128	117		San Diego
11/24	W	122	104		at Chicago
11/25	L	114	119		Chicago
11/28	W	110	108		at New York
11/29	L	95	113		San Francisco
12/01	W	133	109		Seattle at Boston
12/02	W	130	121		Baltimore
12/05	L	122	128	*	Los Angeles
12/06	W	108	107		at Cincinnati
12/08	W	117	109		New York
12/09	W	123	109		at Baltimore
12/12	W	118	107		Seattle at New York
12/14	L	101	102		at Boston
12/15	W	107	98		St. Louis
12/16	W	143	123		at Chicago
12/17	W	139	124		at Seattle
12/20	W	160	122		at Seattle
12/25	W	108	105		at Baltimore
12/26	W	126	121		Cincinnati
12/27	W	114	105		at New York
12/29	W	133	123		Boston
12/30	W	122	107		Detroit at Syracuse
01/03	L	115	129		New York
01/05	W	125	113		Los Angeles
01/06	W	107	96		at St. Louis
01/07	L	118	134		at Cincinnati
01/10	L	122	134		St. Louis
01/12	W	133	116		Baltimore
01/13	W	115	106		at Detroit
01/17	L	116	125		at Los Angeles
01/19	L	120	131		at San Francisco
01/20	W	135	111		at Chicago
01/25	W	123	108		at Detroit
01/26	W	123	113		Cincinnati
01/28	L	103	115		at Boston
01/30	W	125	118		Boston
02/02	W	131	121		Detroit
02/03	W	133	121		at Baltimore
02/04	W	141	117		San Francisco
02/07	W	125	103		San Diego at Boston
02/09	W	118	113		Chicago
02/10	L	97	115		at New York
02/11	W	119	93		St. Louis at Miami
02/13	W	112	105		at San Francisco
02/14	W	149	125		Seattle
02/16	W	124	108		at San Diego
02/17	W	135	134	**	at Los Angeles
02/18	L	106	111		at San Diego
02/20	W	140	108		Seattle
02/23	W	138	117		Detroit
02/25	W	126	119		at St. Louis
02/27	W	127	107		San Francisco
03/03	W	133	127		at Boston
03/05	W	134	103		San Diego
03/06	L	106	108		at Cincinnati
03/07	W	125	117		Cincinnati at Clev.
03/08	W	101	96		Boston
03/10	W	119	108		at New York
03/12	W	139	115		Chicago at N.Y.
03/13	L	120	130		New York
03/15	W	122	115		Baltimore
03/16	W	144	122		at Chicago
03/18	W	158	128		Los Angeles
03/19	L	130	131	*	Cincinnati
03/20	W	137	119		at Baltimore

** denotes overtime*
*** denotes double-overtime*

1968–69 SEASON STATISTICS

RECORD: 55-27 (.671) **HOME: 26-8** **AWAY: 24-16** **NEUTRAL: 5-3** **2ND EASTERN DIVISION**

PLAYER	G	MIN	FG-FGA	PCT	FT-FTA	PCT	REB	AST	PF-DQ	PTS	AVG
Cunningham	82	3345	739-1736	.426	556-754	.737	1050	287	329-10	2034	24.8
Greer	82	3311	732-1595	.459	432-543	.796	435	414	294-8	1896	23.1
Walker	82	2753	554-1145	.484	369-459	.804	640	144	244-0	1477	18.0
Jackson	25	840	145-332	.437	69-97	.711	286	54	102-3	359	14.4
Clark	82	2144	444-928	.478	219-314	.697	265	296	188-1	1107	13.5
Jones	81	2340	432-1005	.430	207-256	.809	251	292	280-5	1071	13.2
Imhoff	82	2360	279-593	.470	194-325	.597	792	218	310-12	752	9.2
Wilson	38	552	81-182	.445	60-84	.714	216	32	87-1	222	5.8
Green	74	795	146-282	.518	57-125	.456	330	47	110-1	349	4.7
Halimon	50	350	88-196	.449	10-32	.313	86	18	34-0	186	3.7
Guokas	72	838	92-216	.426	54-81	.667	94	104	121-1	238	3.3
Raymond	27	177	22-64	.344	11-17	.647	68	8	46-2	55	2.0
76ERS	**82**	**19805**	**3754-8274**	**.454**	**2238-3087**	**.725**	**4513**	**1914**	**2145-44**	**9746**	**118.9**
OPPONENTS	**82**	**19805**	**3629-7972**	**.455**	**2074-2957**	**.701**	**4714**	**2030**	**2145-40**	**9332**	**113.8**

1968-69 GAME-BY-GAME RESULTS

DATE	W/L	76ERS	OPP		TEAM
10/18	W	114	96		Los Angeles (NBA)
10/19	W	124	121		at Baltimore
10/22	L	114	117		at New York (NBA)
10/25	L	122	132		at Detroit
10/26	W	122	118		Chicago
11/01	L	99	118		at Boston
11/02	L	113	119		Cincinnati
11/09	W	114	94		Seattle
11/11	W	127	117		Seattle at Boston
11/15	W	116	115		at Atlanta
11/16	W	136	92		Milwaukee
11/19	W	126	110		Phoenix at N.Y.
11/22	W	121	110		Baltimore
11/23	W	120	105		at Cincinnati
11/24	L	128	135	*	at San Diego
11/26	W	126	119		at Phoenix
11/28	W	122	107		Los Angeles (NBA)
11/30	L	113	117	*	Boston
12/04	W	110	99		San Diego
12/05	W	109	92		at Chicago
12/06	W	121	112		at Milwaukee
12/07	W	140	106		Detroit
12/08	W	122	117		Milwaukee at Syr.
12/10	L	120	132		San Diego at NY
12/11	W	143	123		Phoenix
12/14	W	137	91		San Francisco
12/15	W	110	104		New York (NBA)
12/17	W	145	128		at Phoenix
12/18	W	115	111		at Seattle
12/20	W	116	109		at San Diego
12/21	L	94	109		at San Francisco
12/22	L	99	102		at L.A. (NBA)
12/25	L	109	110		at New York (NBA)
12/26	W	125	120		Baltimore
12/28	W	128	123		at Cincinnati
12/31	W	128	107		at Milwaukee
01/03	W	130	101		Los Angeles (NBA)
01/04	L	112	117		at Baltimore
01/05	W	126	119		Detroit
01/07	L	114	117		at Detroit
01/08	W	112	111		Atlanta
01/11	L	101	111		Boston
01/17	W	129	124		San Diego
01/19	L	97	98		San Francisco
01/22	W	140	137	**	New York (NBA)
01/24	W	120	111		at Boston
01/25	W	124	106		Detroit
01/26	W	119	115		at Atlanta
01/28	L	88	121		at New York (NBA)
01/29	W	119	96		Atlanta
01/30	L	115	116		Cincinnati at Syra.
01/31	L	105	108		Baltimore
02/01	W	112	104		Chicago
02/04	L	116	125		at Phoenix
02/05	W	119	115		at Seattle
02/07	W	109	106		at L.A. (NBA)
02/09	L	117	122	*	at Boston
02/11	W	129	112		Cincinnati at Clev.
02/14	L	111	127		San Francisco
02/16	W	127	102		Boston
02/18	W	125	113		at San Diego
02/19	L	117	134		at San Francisco
02/21	W	115	109		at Seattle
02/22	W	129	122		at San Francisco
02/23	W	125	121		at L.A. (NBA)
02/25	W	120	119		at Cincinnati
02/26	W	104	97		Phoenix
02/27	L	123	126		Detroit at Syracuse
02/28	W	123	102		Milwaukee at Boston
03/02	W	126	112		at Detroit
03/03	W	143	132		at Milwaukee
03/04	L	113	114		at Chicago
03/06	L	99	138		at Atlanta
03/07	W	131	113		Chicago
03/09	W	110	101		New York (NBA)
03/11	L	101	121		at New York (NBA)
03/12	L	117	126		Boston
03/13	W	113	106		at Chicago
03/15	W	122	120		Atlanta
03/19	W	136	115		Seattle
03/22	W	116	108		at Baltimore
03/24	L	119	125		Cincinnati

** denotes overtime*
*** denotes double-overtime*

1969–70 SEASON STATISTICS

RECORD: 42-40 (.512) **HOME: 22-16** **AWAY: 16-22** **NEUTRAL: 4-2** **4TH EASTERN DIVISION**

PLAYER	G	MIN	FG-FGA	PCT	FT-FTA	PCT	REB	AST	PF-DQ	PTS	AVG
Cunningham	81	3194	802-1710	.469	510-700	.729	1101	352	331-15	2114	26.1
Greer	80	3024	705-1551	.455	352-432	.815	376	405	300-8	1762	22.0
Clark	76	2772	594-1198	.496	311-396	.785	301	380	201-2	1499	19.7
Imhoff	79	2474	430-796	.540	215-331	.650	754	211	294-7	1075	13.6
Washington	79	2459	401-842	.476	204-273	.747	734	104	262-5	1006	12.7
Jones	78	1740	366-851	.430	190-226	.841	173	276	210-2	922	11.8
Hetzel	63	757	156-323	.483	71-85	.835	207	44	110-3	383	6.1
Guokas	80	1558	189-416	.454	106-149	.711	216	222	201-0	484	6.1
Jackson	37	583	71-181	.392	60-81	.741	198	50	80-0	202	5.5
Wilson	67	836	118-304	.388	122-172	.709	317	52	145-3	358	5.3
Ogden	47	357	82-172	.477	27-39	.692	86	31	62-2	191	4.1
Scholz	1	1	1-1	1.000	0-0	---	0	0	0-0	2	2.0
76ERS	**82**	**19755**	**3915-8345**	**.469**	**2168-2884**	**.752**	**4463**	**2127**	**2196-47**	**9998**	**121.9**
OPPONENTS	**82**	**19755**	**3679-8183**	**.450**	**2360-3185**	**.741**	**4544**	**2097**	**2106-40**	**9718**	**118.5**

1969-70 GAME-BY-GAME RESULTS

DATE	W/L	76ERS	OPP		TEAM
10/17	W	131	126		Los Angeles (NBA)
10/18	W	134	123		at Cincinnati
10/22	W	122	119		Phoenix
10/25	L	98	109		Cincinnati
10/29	W	129	105		at Baltimore
10/31	L	125	129	*	Milwaukee
11/01	L	123	131		Boston
11/04	W	113	109		Chicago at Balt.
11/05	L	130	139		Baltimore
11/07	L	128	134	**	at Detroit
11/08	L	117	125		Seattle
11/11	L	107	124		at Atlanta
11/13	W	124	110		at Phoenix
11/15	L	136	146		at Seattle
11/16	L	125	138		at Los Angeles (NBA)
11/18	L	119	127		at Chicago
11/19	L	116	125		San Diego
11/21	L	94	98		New York (NBA)
11/22	W	132	116		at Atlanta
11/26	W	135	114		at Boston
11/28	W	110	91		Detroit
11/29	W	129	111		at Milwaukee
11/30	L	107	115		at Cincinnati
12/02	L	114	122		Milwaukee
12/05	W	105	104		at Boston
12/06	W	120	102		Cincinnati
12/09	W	123	99		Los Angeles (NBA)
12/10	L	121	122		at Cincinnati
12/12	W	125	111		Detroit
12/13	W	100	93		at New York (NBA)
12/14	W	126	121		Chicago
12/16	W	141	119		at Phoenix
12/19	L	116	123		at Seattle
12/20	W	122	109		at San Francisco
12/21	L	117	133		at Los Angeles (NBA)
12/25	L	113	121		at Baltimore
12/26	W	141	121		San Francisco
12/27	L	107	112		at Atlanta
12/28	W	138	112		San Fran. at Syra.
12/31	W	129	109		Chicago
01/02	W	121	117		Atlanta
01/04	W	130	120		Boston
01/09	L	132	135		Seattle
01/10	L	117	119		Phoenix at Balt.
01/12	L	113	117		at Chicago
01/13	W	136	105		Atlanta
01/14	L	110	122		Seattle at Boston
01/16	W	127	105		San Francisco
01/18	W	141	116		Cincinnati
01/23	W	133	118		Baltimore
01/24	L	111	112		at Baltimore
01/25	W	159	131		San Diego
01/26	W	122	103		at Milwaukee
01/28	L	100	112		at Boston
01/30	L	100	104		New York (NBA)
02/01	L	112	113		Los Angeles (NBA)
02/03	L	123	131		at Phoenix
02/06	W	129	124		at San Diego
02/07	W	115	111		at San Francisco
02/08	L	117	118		at Seattle
02/10	L	131	139		Milwaukee
02/13	L	106	151		New York (NBA)
02/14	L	114	116		at New York (NBA)
02/15	W	159	125		Phoenix
02/19	W	133	114		Detroit at Syracuse
02/20	L	119	126		at Chicago
02/21	W	112	110		at Detroit
02/22	L	116	136		at Cincinnati
02/25	W	122	105		Detroit
02/27	W	125	111		San Diego
03/01	W	104	99		Baltimore
03/03	L	116	127		at Milwaukee
03/06	W	150	134		Boston
03/07	L	104	111		New York (NBA)
03/08	W	133	116		at New York (NBA)
03/09	W	131	112		San Diego at Houston
03/13	L	117	128		at Los Angeles (NBA)
03/15	L	128	137		at San Diego
03/17	L	125	128		Atlanta
03/18	W	119	113		at Baltimore
03/20	L	112	138		Milwaukee
03/22	W	132	112		San Francisco

** denotes overtime*
*** denotes double-overtime*

1970–71 SEASON STATISTICS

RECORD: 47-35 (.573) **HOME: 24-15** **AWAY: 21-18** **NEUTRAL: 2-2** **2ND ATLANTIC DIVISION**

PLAYER	G-GS	MIN	FG-FGA	PCT	FT-FTA	PCT	REB	AST	PF-DQ	PTS	AVG
Cunningham	81-80	3090	702-1519	.462	455-620	.734	946	395	328-5	1859	23.0
Clark	82-82	3245	662-1334	.496	422-536	.787	391	440	217-2	1746	21.3
Greer	81-69	3060	591-1371	.431	326-405	.805	364	369	289-4	1508	18.6
Washington	78-70	2501	395-829	.476	259-340	.762	747	97	258-6	1049	13.4
Howell	82-6	1589	324-686	.472	230-315	.730	441	115	234-2	878	10.7
Jones	41-13	962	168-418	.402	79-101	.782	64	128	110-1	415	10.1
Awtrey	70-38	1292	200-421	.475	104-157	.662	430	89	211-7	504	7.2
Jackson	79-40	1774	199-529	.376	131-189	.693	568	148	211-3	529	6.7
Dierking	53-5	714	122-306	.399	61-89	.685	227	59	109-1	305	5.8
Foster	66-6	888	145-360	.403	72-103	.699	147	61	113-3	362	5.5
Crawford	36-1	449	74-175	.423	32-72	.444	69	54	59-0	180	5.0
Anderson	5-0	27	1-6	.167	5-7	.714	11	4	7-0	7	1.4
Ogden	27-0	133	24-66	.364	18-26	.692	20	17	21-0	66	2.4
Henry	6-0	26	1-6	.167	5-7	.714	11	0	1-0	7	1.2
Guokas	1-0	5	0-0	---	0-0	---	1	0	0-0	0	0.0
76ERS	**82**	**19755**	**3608-8026**	**.450**	**2199-2967**	**.741**	**4437**	**1976**	**2168-34**	**9415**	**114.8**
OPPONENTS	**82**	**19755**	**3514-7806**	**.450**	**2260-3076**	**.735**	**4372**	**1970**	**2089-39**	**9288**	**113.3**

1970-71 GAME-BY-GAME RESULTS

DATE	W/L	76ERS	OPP		TEAM
10/14	W	110	107		Chicago
10/16	W	127	119		San Diego
10/17	W	123	105		at Cincinnati
10/20	W	98	89		at Buffalo
10/21	L	117	141		Los Angeles
10/23	W	127	122		at Los Angeles
10/24	L	111	116		at San Diego
10/28	W	111	108		at San Francisco
10/30	L	110	123		Baltimore
10/31	L	102	133		Boston
11/02	W	141	87		Cleveland
11/04	L	113	115		at Boston
11/06	W	118	112		Atlanta
11/07	W	134	128		Seattle
11/10	L	104	109		at Atlanta
11/11	W	119	107		at Baltimore
11/13	W	119	111		Buffalo
11/14	L	94	126		at New York (NBA)
11/17	W	113	91		at Detroit
11/18	W	113	106		New York (NBA)
11/20	L	112	120		Detroit
11/21	L	119	125		Phoenix
11/22	L	115	125		at Atlanta
11/24	L	96	104		San Francisco
11/25	W	99	92		Buffalo at Boston
11/27	L	109	113		Cincinnati
11/30	W	104	98		Baltimore
12/01	L	91	107		at Chicago
12/04	L	122	128	*	at Milwaukee
12/05	W	131	106		at Cincinnati
12/08	L	104	107		Seattle
12/11	L	101	102		San Francisco
12/12	L	101	118		at New York (NBA)
12/15	W	122	98		San Diego
12/17	W	125	117		at Seattle
12/19	W	108	99		at San Francisco
12/20	W	134	132	*	at Portland
12/22	W	133	129	*	at Phoenix
12/25	W	105	100		Detroit
12/27	L	101	114		at Cleveland
12/29	W	124	113		at Buffalo
12/30	W	119	107		Milwaukee
01/02	L	120	125		Boston
01/05	W	97	92		San Francisco
01/08	L	117	123		Los Angeles
01/09	W	123	112		Phoenix
01/10	W	115	107		at Boston
01/14	L	103	108		at Chicago
01/15	W	99	96		Chicago
01/16	W	115	96		Cleveland
01/17	W	106	105		at San Diego
01/19	L	114	134		at Los Angeles
01/22	W	117	116		at Phoenix
01/24	W	145	119		at Seattle
01/26	W	129	122		Atlanta
01/29	L	118	142		Milwaukee
01/30	W	106	105		at New York (NBA)
01/31	L	126	132		at Boston
02/02	W	108	105		Boston
02/05	L	102	114		at Chicago
02/06	W	118	109		at Cincinnati
02/07	W	127	99		New York (NBA)
02/12	L	109	118		at Detroit
02/14	L	103	112		Baltimore
02/17	L	114	119		Milwaukee at NY
02/19	W	118	104		at Los Angeles
02/20	W	118	105		at Portland
02/21	L	128	135		at Seattle
02/23	W	119	113		Portland
02/26	L	94	108		Phoenix
02/28	W	131	121		Cincinnati
03/01	L	103	127		at Milwaukee
03/02	L	103	111		San Diego
03/03	W	120	104		Portland at Boston
03/05	W	121	116		New York (NBA)
03/06	W	121	115		Detroit
03/09	W	124	113		at Cleveland
03/14	L	101	108		at Atlanta
03/16	L	125	130		Atlanta
03/19	W	147	127		Cincinnati
03/20	L	112	124		at Baltimore
03/21	W	120	108		Baltimore

** denotes overtime*

1971–72 SEASON STATISTICS

RECORD: 30-52 (.366) **HOME: 14-23** **AWAY: 14-26** **NEUTRAL: 2-3** **3RD ATLANTIC DIVISION**

PLAYER	G-GS	MIN	FG-FGA	PCT	FT-FTA	PCT	TOT	AST	PF-DQ	PTS	AVG
Clark	1-1	42	11-16	.688	7-11	.636	3	7	3-0	29	29.0
Cunningham	75-75	2900	658-1428	.461	428-601	.712	918	443	295-12	1744	23.3
Rule	60-53	1987	416-934	.445	203-292	.695	479	110	162-4	1035	17.3
Carter	77-49	2147	440-991	.444	179-284	.630	307	199	235-4	1059	13.8
Bridges	64-62	2210	328-645	.509	191-272	.702	861	158	219-5	847	13.2
Loughery	74-29	1729	337-792	.426	258-312	.827	178	188	208-3	932	12.6
Foster	74-14	1699	347-837	.415	185-243	.761	276	90	184-3	879	11.9
Greer	81-53	2410	389-866	.449	181-234	.774	271	316	268-10	959	11.8
Washington	17-11	545	68-156	.436	55-67	.821	135	25	59-3	191	11.2
Wohl	79-32	1628	243-567	.429	156-206	.757	150	228	229-2	642	8.1
Jackson	63-22	1083	137-346	.396	92-133	.692	309	88	141-1	366	5.8
Henry	43-1	421	68-156	.436	51-73	.699	137	8	42-0	187	4.3
Awtrey	58-7	794	98-222	.441	49-76	.645	248	51	141-3	245	4.2
Jones	6-0	41	6-18	.333	7-10	.700	6	2	3-0	19	3.2
Yates	24-1	144	31-83	.373	7-11	.636	40	7	14-0	69	2.9
76ERS	**82**	**19780**	**3577-8057**	**.444**	**2049-2825**	**.725**	**4318**	**1920**	**2203-50**	**9203**	**112.2**
OPPONENTS	**82**	**19780**	**3614-7882**	**.459**	**2276-3063**	**.743**	**4427**	**2005**	**2059-33**	**9504**	**115.9**

1971-72 GAME-BY-GAME RESULTS

DATE	W/L	76ERS	OPP		TEAM
10/12	W	114	100		at Chicago
10/14	W	105	94		at Houston
10/16	W	104	102		at Atlanta
10/20	W	100	93		Seattle
10/23	L	88	110		Milwaukee
10/24	W	111	93		at Cleveland
10/27	W	120	106		Cleveland
10/29	L	135	137	**	Phoenix
10/30	W	108	101		at New York (NBA)
11/03	L	100	124		at Cincinnati
11/06	W	101	96		Atlanta
11/10	L	103	143		Los Angeles
11/12	W	115	101		Detroit
11/13	L	105	111		at Baltimore
11/14	L	114	125		Milwaukee at NY
11/17	L	112	118		Houston
11/19	L	104	148		Chicago
11/21	L	117	127		at Seattle
11/23	L	107	128		at Phoenix
11/24	L	108	109		at Houston
11/25	W	112	111		at Golden State
11/27	W	116	93		Portland
11/28	L	120	124		at Cleveland
12/01	W	102	98		Seattle
12/03	L	116	131		Los Angeles
12/04	L	109	126		at Atlanta
12/08	W	115	109		at Cincinnati
12/10	L	106	113	*	Cincinnati
12/11	W	118	111		at Detroit
12/14	L	110	117		at Buffalo
12/16	L	93	113		at Golden State
12/17	L	126	127		at Portland
12/19	L	132	154		at Los Angeles
12/21	L	119	124		at Phoenix
12/25	L	114	117		Baltimore
12/27	W	121	112		at Buffalo
12/28	L	116	120		Boston
12/29	L	102	103		Cleveland at Hershey
12/31	L	119	131		at Boston
01/02	W	148	119		at Cleveland
01/04	W	131	127		at Detroit
01/05	L	107	139		Chicago
01/07	W	117	113		New York (NBA)
01/08	W	130	119		Phoenix
01/12	L	109	111		Buffalo
01/14	L	121	135		Los Angeles
01/15	W	131	121		at Detroit
01/16	L	116	124		at Atlanta
01/21	W	136	122		Portland at Hershey
01/22	L	106	113		Golden State
01/26	W	113	102		Cincinnati
01/28	L	118	127		Milwaukee
01/30	L	114	130		at Boston
02/02	W	119	104		Buffalo
02/04	L	113	118		Detroit
02/05	L	104	112		at New York (NBA)
02/06	L	107	109		New York (NBA)
02/08	L	108	120		at Phoenix
02/10	L	112	121		at Golden State
02/11	L	106	110		at Portland
02/14	L	116	130		Houston
02/16	W	126	116		Cleveland
02/18	W	132	126		at Milwaukee
02/19	L	105	121		Baltimore
02/21	L	101	102		at Baltimore
02/22	L	88	119		at Chicago
02/25	W	114	110		Atlanta at Hershey
03/01	W	108	99		Buffalo
03/03	L	81	94		Milwaukee
03/04	L	115	118	*	at New York (NBA)
03/05	W	100	98		New York (NBA)
03/07	L	97	114		at Los Angeles
03/09	W	128	123		at Seattle
03/12	L	112	121		at Houston
03/14	L	105	108		at Buffalo
03/15	L	115	120		Boston
03/17	L	111	127		Boston at Hershey
03/19	W	115	100		Seattle
03/21	L	111	117		Atlanta
03/22	L	106	113		at Boston
03/24	L	99	116		Chicago
03/25	L	115	116		Golden State

** denotes overtime*
*** denotes double-overtime*

1972–73 SEASON STATISTICS

RECORD: 9-73 (.110) **HOME: 5-26** **AWAY: 2-35** **NEUTRAL: 2-11** **4TH ATLANTIC DIVISION**

PLAYER	G-GS	MIN	FG-FGA	PCT	FT-FTA	PCT	TOT	AST	PF-DQ	PTS	AVG
Carter	81-75	2993	679-1614	.421	259-368	.704	485	349	252-8	1617	20.0
Block	48-48	1558	311-706	.441	236-302	.781	442	94	173-4	858	17.9
Van Arsdale	30-30	1029	195-496	.393	140-168	.833	185	62	101-1	530	17.7
Bridges	10-10	376	47-125	.376	46-65	.708	122	23	35-0	140	14.0
Loughery	32-21	955	169-427	.396	107-130	.823	113	148	104-0	445	13.9
Ellis	69-69	2444	410-929	.441	125-156	.801	744	136	186-2	945	13.7
Leaks	82-63	2530	377-933	.404	144-200	.720	677	95	191-5	898	11.0
Boyd	82-49	2351	362-923	.392	136-200	.680	210	301	184-1	860	10.5
Trapp	39-11	854	168-408	.412	83-112	.741	186	47	140-4	419	10.7
May	26-0	602	128-290	.441	53-62	.855	143	43	80-1	309	11.9
Halliburton	31-0	549	122-280	.436	50-66	.758	82	68	78-1	294	9.5
Greer	38-17	848	91-232	.392	32-39	.821	106	111	76-1	214	5.6
Sorenson	48-0	626	113-248	.456	59-79	.747	173	31	91-0	285	5.9
Schlueter	78-10	1136	166-317	.524	86-123	.699	354	103	166-0	418	5.4
Price	57-5	751	125-301	.415	38-47	.809	117	71	106-0	288	5.1
Awtrey	3-2	37	3-7	.429	1-4	.250	14	2	8-0	7	2.3
Counts	7-0	47	5-16	.313	0-0	---	16	3	8-0	10	1.4
Green	5-0	32	0-11	.000	3-9	.333	3	0	3-0	3	0.6
Rule	3-0	12	0-1	.000	0-0	---	2	1	2-0	0	0.0
76ERS	**82**	**19730**	**3471-8264**	**.420**	**1598-2130**	**.750**	**4174**	**1688**	**1984-28**	**8540**	**104.1**
OPPONENTS	**82**	**19730**	**3882-8215**	**.473**	**1767-2358**	**.749**	**4683**	**2239**	**1885-21**	**9531**	**116.2**

1972-73 GAME-BY-GAME RESULTS

DATE	W/L	76ERS	OPP		TEAM
10/10	L	89	95		at Chicago
10/11	L	100	105		Seattle
10/13	L	101	104		Buffalo
10/17	L	114	122		at Buffalo
10/21	L	88	111		at New York (NBA)
10/23	L	85	105		at Boston
10/25	L	108	113		Cleveland
10/28	L	92	96		Milwaukee
10/31	L	116	126		at Cleveland
11/01	L	104	108		Houston
11/03	L	101	114		Kansas City-Omaha
11/04	L	120	128		at Atlanta
11/05	L	113	131		at Milwaukee
11/08	L	107	125		at Kansas City
11/10	L	106	125		New York (NBA)
11/11	W	114	112		Houston at S.A.
11/12	L	108	119		at Phoenix
11/16	L	106	128		at Golden State
11/17	L	92	105		at Seattle
11/19	L	95	135		at Los Angeles
11/24	L	96	105		Buffalo at Hershey
11/25	L	106	117		Portland
11/28	W	101	94		at Buffalo
11/29	L	91	139		New York (NBA)
12/01	L	99	105		Boston
12/02	L	120	131		at Boston
12/06	W	122	117		Kansas City-Omaha
12/07	L	102	117		Phoenix at Pitt.
12/08	L	102	118		Chicago
12/09	L	109	120		at New York (NBA)
12/12	L	102	123		at Baltimore
12/13	L	90	128		Los Angeles
12/16	L	103	126		Buffalo
12/20	L	113	141		at Detroit
12/22	L	103	116		at Houston
12/23	L	112	124		Atlanta at Pitt.
12/27	L	120	121		Atlanta
12/30	L	107	117		Boston at Prov.
01/02	L	110	114		at Buffalo
01/05	L	102	135		at Portland
01/06	L	79	111		at Golden State
01/07	W	85	82		at Seattle
01/09	L	110	126		at Chicago
01/10	L	96	120		Los Angeles
01/12	L	109	113	**	Cleveland at Pitt.
01/13	L	95	111		Boston
01/15	L	108	135		at Kansas City
01/16	L	92	108		at Milwaukee
01/17	L	105	122		Atlanta
01/19	L	94	110		Baltimore at Hershey
01/21	L	97	108		at Baltimore
01/26	L	100	105		at Cleveland
01/28	L	96	101		Buffalo
01/30	L	104	105		at Buffalo
01/31	L	115	131		Golden State
02/02	L	104	114		at Detroit
02/03	L	100	104		Boston
02/04	L	115	123		at Boston
02/06	L	117	123		Houston at S.A.
02/09	L	105	116		at Portland
02/10	L	121	126		at Phoenix
02/11	L	90	108		at Los Angeles
02/14	W	106	104		Milwaukee
02/16	W	119	106		Detroit
02/17	L	89	107		at New York (NBA)
02/18	W	114	98		New York (NBA)
02/23	L	116	138		Houston at S.A.
02/25	W	115	111		Portland
02/28	W	102	96		Baltimore
03/02	L	107	130		Atlanta
03/04	L	130	138		at Atlanta
03/07	L	94	120		New York (NBA)
03/09	L	84	104		Chicago at Hershey
03/10	L	96	106		Seattle
03/11	L	93	97		Golden State at Pitt.
03/14	L	114	120		Phoenix
03/17	L	115	120		Baltimore
03/18	L	118	129		at Baltimore
03/20	L	105	131		at Cleveland
03/21	L	109	112		Cleveland
03/23	L	112	132		Houston
03/25	L	96	115		Detroit at Pitt.

*** denotes double-overtime*

1973–74 SEASON STATISTICS

RECORD: 25-57 (.305) **HOME: 14-23** **AWAY: 8-30** **NEUTRAL: 2-4** **4TH ATLANTIC DIVISION**

PLAYER	G-GS	MIN	FG-FGA	PCT	FT-FTA	PCT	OFF	DEF	TOT	AST	PF-DQ	STL	BLK	PTS	AVG
Carter	78-78	3044	706-1641	.430	254-358	.709	82	289	371	443	276-4	113	23	1666	21.4
Van Arsdale	78-77	3041	614-1433	.428	298-350	.851	88	305	393	202	300-6	62	3	1526	19.6
Mix	82-82	2969	495-1042	.475	228-288	.792	305	559	864	152	305-9	212	37	1218	14.9
Jones	72-60	1876	263-622	.423	197-235	.838	71	113	184	230	116-0	85	18	723	10.0
Ellis	81-81	2831	326-722	.452	147-196	.750	292	598	890	189	224-2	86	87	799	9.9
Boyd	75-26	1818	286-712	.402	141-195	.723	16	77	93	249	173-1	60	9	713	9.5
Collins	25-0	436	72-194	.371	55-72	.764	7	39	46	40	65-1	13	2	199	8.0
Kimball	75-1	1592	216-456	.474	127-185	.686	185	367	552	73	199-1	49	23	559	7.5
May	56-5	812	152-367	.414	89-102	.873	25	111	136	63	137-0	25	8	393	7.0
Cannon	19-0	335	49-127	.386	19-28	.679	16	20	36	52	48-0	7	4	117	6.2
Bristow	55-0	643	108-270	.400	42-57	.737	68	99	167	92	68-1	29	1	258	4.7
Freeman	35-0	265	39-103	.379	28-41	.683	22	32	54	14	42-0	12	1	106	3.0
Rackley	9-0	68	5-13	.385	8-11	.727	5	17	22	0	11-0	3	4	18	2.0
76ERS	**82**	**19730**	**3331-7702**	**.432**	**1633-2118**	**.771**	**1182**	**2626**	**3808**	**1799**	**1964-25**	**756**	**220**	**8295**	**101.2**
OPPONENTS	**82**	**19730**	**3600-7685**	**.468**	**1617-2066**	**.783**	**1311**	**3107**	**4418**	**1930**	**1991-23**	**755**	**446**	**8817**	**107.5**

1973-74 GAME-BY-GAME RESULTS

DATE	W/L	76ERS	OPP		TEAM
10/10	L	88	104		Houston
10/13	L	106	111		Boston
10/16	W	106	101		at Houston
10/19	L	102	133		at Boston
10/20	L	110	116		at Buffalo
10/24	W	132	110		Portland
10/26	L	92	98		Milwaukee
10/27	L	90	96		at New York (NBA)
10/28	L	99	119		at Capital
11/03	L	84	112		Capital
11/07	W	122	115		Phoenix
11/09	W	94	91		New York (NBA)
11/10	L	97	120		at Atlanta
11/13	L	83	97		at Houston
11/15	L	94	116		at Phoenix
11/17	W	109	106		at Golden State
11/18	L	91	95		at Seattle
11/20	W	109	103		at Kansas City
11/21	W	103	90		at Kansas City
11/23	L	106	111		Golden State
11/25	L	96	105		at Milwaukee
11/28	W	101	96		Chicago
11/30	L	110	112		at Cleveland
12/01	W	108	106	*	Houston
12/05	L	75	89		Cleveland
12/06	L	98	103		at Chicago
12/07	L	102	113		Kansas City-Omaha
12/08	L	92	105		Milwaukee
12/12	L	93	100		Seattle
12/14	W	96	93		at Detroit
12/15	L	89	99		Detroit
12/19	W	101	98		at Phoenix
12/21	L	107	116		at Los Angeles
12/22	L	105	110		at Portland
12/26	L	118	145		at Atlanta
12/27	L	107	129		at Milwaukee
12/29	L	92	112		at New York (NBA)
12/31	L	97	106		at Boston
01/02	L	99	101		Houston
01/04	W	78	75		New York (NBA)
01/05	L	102	108	*	Boston at Prov.
01/09	W	90	86		Cleveland
01/11	W	121	100		Atlanta at Hershey
01/12	L	101	108		Los Angeles
01/13	L	94	96		at Cleveland
01/18	L	104	116		Seattle
01/20	W	129	112		Buffalo
01/22	L	109	119		at Buffalo
01/25	L	97	112		at Boston
01/26	L	98	122		at New York (NBA)
02/01	L	105	106		Boston at Hershey
02/02	L	89	105		Chicago
02/03	L	98	112		Buffalo at Toronto
02/06	L	98	114		Buffalo
02/08	W	104	84		Atlanta
02/09	L	75	108		at Capital
02/10	W	95	94		Capital
02/11	W	116	95		at Atlanta
02/13	L	106	129		Buffalo
02/15	W	92	89		Kansas City-Omaha
02/17	L	107	118		Detroit
02/20	L	98	115		at Houston
02/22	L	103	104		at Los Angeles
02/23	L	106	125		at Golden State
02/24	L	105	115		at Seattle
02/26	W	118	110		at Portland
03/01	L	93	110		Cleveland
03/02	L	99	103		Buffalo
03/06	W	112	99		Capital
03/08	L	96	106		Golden State
03/10	W	109	108		New York (NBA)
03/12	L	101	112		at Capital
03/13	L	100	121		Los Angeles
03/15	W	108	101		Phoenix at Hershey
03/16	L	127	146		Boston
03/17	L	99	115		at Cleveland
03/19	L	94	103		at Chicago
03/20	L	106	113		Portland
03/22	L	106	107		Atlanta
03/23	W	97	89		at Detroit
03/26	L	90	117		at New York (NBA)
03/27	W	117	108		Boston

** denotes overtime*

1974–75 SEASON STATISTICS

RECORD: 34-48 (.415) **HOME: 20-21** **AWAY: 13-24** **4TH ATLANTIC DIVISION**

PLAYER	G-GS	MIN	FG-FGA	PCT	FT-FTA	PCT	OFF	DEF	TOT	AST	PF-DQ	STL	TO	BLK	PTS	AVG
Carter	77-75	3046	715-1598	.447	256-347	.738	73	267	340	336	257-5	82	-	20	1686	21.9
Cunningham	80-73	2859	609-1423	.428	345-444	.777	130	596	726	442	270-4	91	-	35	1563	19.5
Collins	81-76	2820	561-1150	.488	331-392	.844	104	211	315	213	291-6	108	-	17	1453	17.9
Mix	46-46	1748	280-582	.481	159-205	.776	155	345	500	99	175-6	79	-	21	719	15.6
Van Arsdale	9-6	273	49-116	.422	28-41	.683	7	22	29	16	26-0	13	-	0	126	14.0
Ellis	82-69	2183	287-623	.461	72-99	.727	195	387	582	117	178-1	44	-	55	646	7.9
Boyd	66-13	1362	205-495	.414	55-115	.478	16	73	89	161	134-0	43	-	4	465	7.0
Bristow	72-3	1101	163-393	.415	121-153	.791	111	143	254	99	101-0	25	-	2	447	6.2
Lee	71-35	2279	164-391	.419	87-138	.630	264	423	687	97	260-9	29	-	16	415	5.8
Smith	54-0	538	131-321	.408	21-21	1.000	14	16	30	47	45-0	20	-	3	283	5.2
Norman	12-0	72	23-44	.523	2-3	.667	3	9	12	4	9-0	3	-	1	48	4.0
Durrett	27-0	270	35-88	.398	20-32	.625	21	41	62	10	42-0	4	-	4	90	3.3
Tschogl	39-14	623	53-148	.358	13-22	.591	52	59	111	30	80-2	25	-	25	119	3.1
Wesley	4-0	33	5-9	.556	2-4	.500	4	4	8	1	8-0	0	-	0	12	3.0
Catchings	37-0	528	41-74	.554	16-25	.640	49	104	153	21	82-1	10	-	60	98	2.6
Warbington	5-0	70	4-21	.190	2-2	1.000	2	6	8	16	16-0	0	-	0	10	2.0
76ERS	**82**	**19805**	**3325-7476**	**.445**	**1530-2043**	**.749**	**1200**	**2706**	**3906**	**1709**	**1974-34**	**576**	**1593**	**263**	**8180**	**99.8**
OPPONENTS	**82**	**19805**	**3445-7466**	**.461**	**1541-1979**	**.779**	**1167**	**2748**	**3915**	**1959**	**2036-26**	**742**	**1577**	**343**	**8431**	**102.8**

1974-75 GAME-BY-GAME RESULTS

DATE	W/L	76ERS	OPP		TEAM
10/18	W	112	99		New Orleans
10/19	W	99	86		at New York (NBA)
10/22	L	92	125		at Atlanta
10/24	W	102	89		at New Orleans
10/25	L	86	110		at Houston
10/30	L	99	104		Phoenix
11/01	L	98	114		at Boston
11/02	L	94	100		Detroit
11/06	W	105	90		Chicago
11/08	W	105	89		Portland
11/10	L	95	109		at Seattle
11/13	L	100	105		at Phoenix
11/15	L	99	105		at Los Angeles
11/16	W	106	102		at Golden State
11/20	L	95	105		New York (NBA)
11/21	L	95	99		at Buffalo
11/23	W	98	96		Boston
11/26	L	99	103		Buffalo
11/28	L	103	110		at Cleveland
11/29	L	119	121	*	Seattle
12/01	L	112	117		at Milwaukee
12/04	W	109	105		Kansas City-Omaha
12/06	L	88	96		New York (NBA)
12/07	W	116	112		Buffalo
12/10	L	91	101		at Buffalo
12/11	W	103	96		Houston
12/13	W	93	89	*	Milwaukee
12/14	L	93	100		at Detroit
12/17	W	113	109		at Boston
12/18	L	99	131		Boston
12/20	L	93	94		Golden State
12/21	L	101	117		at Washington
12/23	W	100	88		Atlanta
12/25	W	104	97		at New York (NBA)
12/26	L	91	92		at Chicago
01/03	W	107	95		at Kansas City
01/04	L	82	89		at Detroit
01/06	W	101	95		Buffalo
01/08	L	98	106		Los Angeles
01/10	W	102	94		Kansas City-Omaha
01/12	L	88	99		at Milwaukee
01/17	L	92	103		Washington
01/18	L	106	108		Cleveland
01/19	L	100	102		at Boston
01/21	W	101	95		at Phoenix
01/23	L	100	108		at Golden State
01/24	L	97	119		at Portland
01/26	W	103	97		at Los Angeles
01/29	W	98	92		New York (NBA)
01/31	L	97	101		Milwaukee
02/02	W	90	77		Houston
02/03	L	87	100		at Kansas City
02/04	W	111	105	*	at Buffalo
02/05	L	110	113	**	Los Angeles
02/07	W	98	95		at Boston
02/09	W	109	97		Chicago
02/12	L	102	105		Cleveland
02/14	W	103	101		Detroit
02/15	L	101	108		Golden State
02/18	L	85	103		at New Orleans
02/21	L	85	103		at Houston
02/23	W	114	100		at Seattle
02/25	L	77	99		at Portland
02/28	W	112	111		Seattle
03/01	W	100	94		at New York (NBA)
03/02	W	91	87		New York (NBA)
03/05	L	107	116		Boston
03/08	L	92	113		Washington
03/09	W	113	100		at Washington
03/12	W	91	88		Portland
03/14	W	108	97		Phoenix
03/15	W	96	88		at Cleveland
03/18	L	96	111		at Chicago
03/19	L	115	126		New Orleans
03/21	W	114	103		Atlanta
03/22	L	100	104		at Atlanta
03/25	L	103	118		at Buffalo
03/26	L	98	128		New York (NBA)
03/28	L	104	115		Buffalo
04/01	L	95	99		at New York (NBA)
04/04	L	97	108		at Buffalo
04/05	L	97	111		Boston

** denotes overtime*
*** denotes double-overtime*

1975–76 SEASON STATISTICS

RECORD: 46-36 (.561) **HOME: 34-7** **AWAY: 12-29** **3RD ATLANTIC DIVISION**

PLAYER	G-GS	MIN	FG-FGA	PCT	FT-FTA	PCT	OFF	DEF	TOT	AST	PF-DQ	STL	TO	BLK	PTS	AVG
McGinnis	77-77	2946	647-1552	.417	475-642	.740	260	707	967	359	334-13	198	-	41	1769	23.0
Collins	77-77	2995	614-1196	.513	372-445	.836	126	181	307	191	249-2	110	-	24	1600	20.8
Carter	82-81	2992	665-1594	.417	219-312	.702	113	186	299	372	286-5	137	-	13	1549	18.9
Mix	81-63	3039	421-844	.499	287-351	.818	215	447	662	216	288-6	158	-	29	1129	13.9
Cunningham	20-20	640	103-251	.410	68-88	.773	29	118	147	107	57-1	24	-	10	274	13.7
Free	71-5	1121	239-533	.448	112-186	.602	64	61	125	104	107-0	37	-	6	590	8.3
Bryant	75-3	1203	233-552	.422	92-147	.626	97	181	278	61	165-0	44	-	23	558	7.4
Norman	65-1	818	183-422	.434	20-24	.833	51	50	101	66	87-1	28	-	7	386	5.9
Ellis	29-13	489	61-132	.462	17-28	.607	47	75	122	21	62-0	16	-	9	139	4.8
Lee	79-0	1421	123-282	.436	63-95	.663	164	289	453	59	188-0	23	-	27	309	3.9
Catchings	75-68	1731	103-242	.426	58-96	.604	191	329	520	63	262-6	21	-	164	264	3.5
Jones	16-1	157	19-38	.500	9-13	.692	0	9	9	31	25-0	4	-	0	47	2.9
Dawkins	37-1	165	41-82	.500	8-24	.333	15	34	49	3	40-1	2	-	9	90	2.4
Baskerville	21-0	105	8-26	.308	10-16	.625	13	15	28	3	32-0	6	-	5	26	1.2
Boyd	6-0	33	2-6	.333	1-2	.500	0	2	2	2	5-0	1	-	0	5	0.8
76ERS	**82**	**19855**	**3462-7752**	**.447**	**1811-2469**	**.733**	**1385**	**2684**	**4069**	**1658**	**2187-35**	**809**	**1707**	**367**	**8735**	**106.5**
OPPONENTS	**82**	**19855**	**3467-7737**	**.448**	**1780-2334**	**.763**	**1435**	**2717**	**4152**	**1849**	**2151-37**	**730**	**1781**	**342**	**8714**	**106.3**

1975-76 GAME-BY-GAME RESULTS

DATE	W/L	76ERS	OPP		TEAM
10/24	W	110	103		at Chicago
10/27	W	117	104		Los Angeles
10/31	L	87	92		Buffalo
11/01	L	98	110		at New York (NBA)
11/04	W	121	114		at Buffalo
11/05	W	115	82		Chicago
11/07	W	103	99		Phoenix
11/11	L	81	108		at Milwaukee
11/12	L	84	107		Milwaukee
11/14	W	119	109		at Boston
11/15	W	110	109	***	Washington
11/19	W	113	103		Kansas City
11/21	W	131	111		Portland
11/23	L	111	115		at Atlanta
11/25	W	109	108		Golden State
11/28	W	113	94		Seattle
11/29	L	98	99		at Houston
11/30	W	113	96		at New Orleans
12/03	W	102	94		New Orleans
12/05	W	99	97		New York (NBA)
12/06	W	98	84		at Kansas City
12/09	W	100	85		Cleveland
12/11	W	110	106		at Phoenix
12/12	L	102	114		at Los Angeles
12/14	L	105	114		at Seattle
12/16	W	105	98		at Portland
12/19	W	115	114	*	at Detroit
12/20	L	97	111		Boston
12/25	L	103	111		at New York (NBA)
12/26	W	96	95		Buffalo
12/27	L	105	130		at Buffalo
12/30	W	114	108		Detroit
01/02	W	112	101		Cleveland
01/03	L	104	119		at Washington
01/07	W	112	102		Milwaukee
01/08	L	105	115		at Cleveland
01/09	W	109	106		Los Angeles
01/11	W	118	107		Boston
01/14	W	100	95		New Orleans
01/16	L	110	118		at Boston
01/17	L	103	105		at Washington
01/20	W	111	108		at Milwaukee
01/23	L	92	104		at New York (NBA)
01/24	W	130	116		Atlanta
01/25	W	112	109		at Atlanta
01/27	L	116	127		at Houston
01/29	L	114	123		at Golden State
01/31	L	105	119		at Phoenix
02/01	L	82	103		at Los Angeles
02/06	L	87	92		Cleveland
02/08	W	100	97		Buffalo
02/10	W	85	84		at Chicago
02/11	W	118	106		Portland
02/13	W	134	109		Houston
02/14	L	97	101	*	at New York (NBA)
02/15	L	82	88		New York (NBA)
02/17	L	107	125		at Kansas City
02/20	L	92	111		at Seattle
02/22	L	93	94		at Golden State
02/24	W	106	102		at Portland
02/27	L	114	121		Golden State
02/29	W	130	115		Seattle
03/02	L	111	128		at Washington
03/03	W	123	110		Boston
03/05	W	123	112		Detroit
03/06	L	99	105		at Buffalo
03/10	W	125	108		Phoenix
03/12	W	109	107		Atlanta
03/17	W	108	101		Chicago
03/18	L	104	110		at Cleveland
03/20	L	96	103	*	Boston
03/21	L	100	108		at Boston
03/24	W	118	100		New York (NBA)
03/27	L	95	109		at Houston
03/28	L	107	110		at New Orleans
03/31	W	107	103		Buffalo
04/02	W	96	94		Washington
04/04	L	97	101		at Detroit
04/05	W	130	129	*	Houston
04/07	W	102	99		New Orleans
04/09	W	112	108		Kansas City
04/10	L	109	123		at Atlanta

** denotes overtime*
**** denotes triple-overtime*

1976–77 SEASON STATISTICS

RECORD: 50-32 (.610) **HOME: 32-9** **AWAY: 18-23** **1ST ATLANTIC DIVISION**

PLAYER	G-GS	MIN	FG-FGA	PCT	FT-FTA	PCT	OFF	DEF	TOT	AST	PF-DQ	STL	TO	BLK	PTS	AVG
Erving	82-77	2940	685-1373	.499	400-515	.777	192	503	695	306	251-1	159	-	113	1770	21.6
McGinnis	79-78	2769	659-1439	.458	372-546	.681	324	587	911	302	299-4	163	-	37	1690	21.4
Collins	58-47	2037	426-823	.518	210-250	.840	64	131	195	271	174-2	70	-	15	1062	18.3
Free	78-37	2253	467-1022	.457	334-464	.720	97	140	237	266	207-2	75	-	25	1268	16.3
Mix	75-9	1958	288-551	.523	215-263	.817	127	249	376	152	167-0	90	-	20	791	10.5
Bibby	81-80	2639	302-702	.430	221-282	.784	86	187	273	356	200-2	108	-	5	825	10.2
Carter	14-0	237	43-101	.426	10-19	.526	10	14	24	21	29-0	11	-	2	96	6.9
Jones	82-57	2023	215-424	.507	64-116	.552	190	476	666	92	301-3	43	-	200	494	6.0
Dawkins	59-0	684	135-215	.628	40-79	.506	59	171	230	24	129-1	12	-	49	310	5.3
Dunleavy	32-0	359	60-145	.414	34-45	.756	10	24	34	56	64-1	13	-	2	154	4.8
Bryant	61-0	612	107-240	.446	53-70	.757	45	72	117	48	84-1	36	-	13	267	4.4
Barnett	16-0	231	28-64	.438	10-18	.556	7	7	14	23	28-0	4	-	0	66	4.1
Catchings	53-25	864	62-123	.504	33-47	.702	64	170	234	30	130-1	23	-	78	157	3.0
Furlow	32-0	174	34-100	.340	16-18	.889	18	21	39	19	11-0	7	-	2	84	2.6
76ERS	**82**	**19780**	**3511-7322**	**.480**	**2012-2732**	**.736**	**1293**	**2752**	**4045**	**1966**	**2074-18**	**814**	**1915**	**561**	**9034**	**110.2**
OPPONENTS	**82**	**19780**	**3575-7920**	**.451**	**1561-2074**	**.753**	**1416**	**2448**	**3864**	**2012**	**2232-44**	**823**	**1769**	**371**	**8711**	**106.2**

1976-77 GAME-BY-GAME RESULTS

DATE	W/L	76ERS	OPP		TEAM
10/22	L	118	121		San Antonio
10/23	L	105	108		at Buffalo
10/26	W	111	101		at New Orleans
10/27	W	116	94		at Houston
10/30	W	104	80		New York Nets
11/04	W	101	96		at Golden State
11/05	L	104	146		at Portland
11/07	L	91	98		at Seattle
11/10	W	103	88		Chicago
11/12	W	143	104		Washington
11/13	W	114	109		at Washington
11/17	L	117	123		Indiana
11/19	W	100	95		New Orleans
11/20	W	123	106		at Atlanta
11/23	W	116	102		Boston
11/24	L	117	118		at Detroit
11/26	W	114	103		New York Knicks
11/27	L	104	111		at Cleveland
11/28	L	89	101		at Kansas City
12/01	W	114	102		Denver
12/03	L	112	121		Seattle
12/08	W	123	102		Buffalo
12/11	W	108	107		Portland
12/12	W	107	102		at Milwaukee
12/14	L	88	101		at Chicago
12/15	W	97	87		Phoenix
12/17	L	114	117		Golden State
12/18	W	97	93		at Indiana
12/21	L	94	108		at Denver
12/25	W	105	104		at New York Knicks
12/28	L	116	127		at San Antonio
12/29	L	91	93		at Houston
01/02	W	139	110		at New York Nets
01/05	W	117	94		Los Angeles
01/07	W	116	96		Cleveland
01/08	L	106	111		at Milwaukee
01/11	W	117	115		at Kansas City
01/12	W	102	97		Houston
01/14	W	111	106		Kansas City
01/16	W	97	76		New Orleans
01/19	W	114	94		Atlanta
01/22	W	109	94		Boston
01/23	W	91	83		at Boston
01/27	L	94	111		at Phoenix
01/28	L	104	117		at Los Angeles
01/30	W	107	101		at Denver
02/01	L	109	110		at Indiana
02/02	W	138	116		Detroit
02/04	L	112	113		New York Nets
02/06	W	102	97		Los Angeles
02/08	L	89	99		at Buffalo
02/09	W	107	104		Milwaukee
02/11	W	118	109		Indiana
02/16	W	117	113		Buffalo
02/18	L	96	102		Phoenix
02/20	W	112	111		Cleveland
02/25	L	102	104		at Los Angeles
02/27	W	93	85		at Seattle
03/01	L	107	108		at Portland
03/03	L	119	121	*	at Golden State
03/05	W	117	114		at New York Knicks
03/06	L	102	110		New York Knicks
03/08	L	98	99		at Atlanta
03/09	W	129	125	**	Denver
03/11	W	126	122		Seattle
03/13	L	102	106		Chicago
03/15	W	133	102		at Cleveland
03/16	W	109	100		Atlanta
03/18	W	124	104		Houston
03/20	W	111	104		at New York Nets
03/23	L	120	128		Golden State
03/25	W	113	110		San Antonio
03/27	W	128	116		Portland
03/29	W	119	113		at Chicago
03/30	W	115	112		Detroit
04/01	W	111	105	*	Kansas City
04/03	L	90	96		at Boston
04/05	W	119	109		at New Orleans
04/06	L	109	131		at San Antonio
04/08	L	112	116		at Detroit
04/09	W	125	93		Washington
04/10	L	121	131		at Washington

** denotes overtime*
*** denotes double-overtime*

1977–78 SEASON STATISTICS

RECORD: 55-27 (.671) **HOME: 37-4** **AWAY: 18-23** **1ST ATLANTIC DIVISION**

PLAYER	G-GS	MIN	FG-FGA	PCT	FT-FTA	PCT	OFF	DEF	TOT	AST	PF-DQ	STL	TO	BLK	PTS	AVG
Erving	74-68	2429	611-1217	.502	306-362	.845	179	302	481	279	207-0	135	238	97	1528	20.6
McGinnis	78-76	2533	588-1270	.463	411-574	.716	282	528	810	294	287-6	137	312	27	1587	20.3
Collins	79-77	2770	643-1223	.526	267-329	.812	87	143	230	320	228-2	128	250	25	1553	19.7
Free	76-5	2050	390-857	.455	411-562	.731	92	120	212	306	199-0	68	200	41	1191	15.7
Dawkins	70-11	1722	332-577	.575	156-220	.709	117	438	555	85	268-5	34	123	125	820	11.7
Mix	82-20	1819	291-560	.520	175-220	.795	96	201	297	174	158-1	87	131	3	757	9.2
Bibby	82-82	2518	286-659	.434	171-219	.781	62	189	251	464	207-0	91	153	6	743	9.1
Bryant	81-0	1236	190-436	.436	111-144	.771	103	177	280	129	185-1	56	115	24	491	6.1
Jones	80-69	1636	169-359	.471	96-153	.627	165	405	570	92	281-4	26	128	127	434	5.4
McClain	29-0	293	42-96	.438	7-10	.700	9	28	37	34	36-0	16	22	4	91	3.1
Catchings	61-2	748	70-178	.393	34-55	.618	105	145	250	34	124-1	20	44	67	174	2.9
Mosley	6-0	21	5-13	.385	3-7	.429	0	5	5	2	5-0	0	5	0	13	2.2
Dunleavy	4-0	17	3-7	.429	2-2	1.000	0	1	1	6	0-0	1	3	0	8	2.0
Washington	14-0	38	8-19	.421	3-6	.500	2	12	14	1	3-0	1	10	2	19	1.4
76ERS	**82**	**19830**	**3628-7471**	**.486**	**2153-2863**	**.752**	**1299**	**2694**	**3993**	**2220**	**2188-20**	**800**	**1752**	**548**	**9409**	**114.7**
OPPONENTS	**82**	**19830**	**3592-7788**	**.461**	**1803-2435**	**.740**	**1363**	**2473**	**3836**	**2095**	**2287-50**	**823**	**1708**	**346**	**8987**	**109.6**

1977-78 GAME-BY-GAME RESULTS

DATE	W/L	76ERS	OPP		TEAM
10/19	W	113	96		Detroit
10/22	L	103	104	*	New Orleans
10/25	W	112	104		Kansas City
10/28	L	94	98		at Portland
10/29	L	110	113		at Golden State
11/02	L	102	103		Chicago
11/04	W	107	104		at New Jersey
11/05	W	132	101		Denver
11/09	W	130	107		New Jersey
11/11	W	127	119		New York
11/12	L	98	116		at Washington
11/15	W	114	93		at Atlanta
11/16	W	101	96		Seattle
11/18	W	121	112		at Boston
11/19	W	111	100		Milwaukee
11/22	W	105	99		Houston
11/23	W	106	105		at Detroit
11/25	W	125	119	*	Golden State
11/26	W	112	107		at Buffalo
11/29	W	129	117		at San Antonio
11/30	W	117	114		at New Orleans
12/03	L	116	120	*	at Houston
12/07	W	122	100		Portland
12/09	W	120	116		San Antonio
12/10	L	108	114	*	at Indiana
12/13	L	117	129		at Milwaukee
12/14	L	99	108		Atlanta
12/16	L	110	115		at Chicago
12/17	W	129	116		Cleveland
12/21	W	125	119		Phoenix
12/25	L	110	113		at New York
12/28	W	129	125	*	Chicago
12/30	W	126	119		Washington
01/04	W	108	93		Cleveland
01/06	W	123	110		Los Angeles
01/08	W	94	91		Boston
01/10	W	95	80		Houston
01/13	W	118	93		Buffalo
01/14	W	136	120		at New Jersey
01/18	W	126	106		at Kansas City
01/19	L	109	117		at Cleveland
01/22	W	99	87		Golden State
01/24	L	102	117		at Los Angeles
01/25	W	128	125		at Seattle
01/27	L	101	110		at Phoenix
01/29	W	118	117		at Denver
02/01	W	104	101		Denver
02/03	W	116	104		Indiana
02/07	L	106	108		at Chicago
02/08	W	117	104		New Orleans
02/10	L	110	116		at Buffalo
02/12	W	109	99		Seattle
02/14	W	119	116		at Indiana
02/15	W	116	113		at Detroit
02/17	W	125	116		San Antonio
02/19	W	120	110		New Jersey
02/21	W	127	114		at Cleveland
02/25	L	115	124		at Denver
02/26	L	97	99		at Seattle
02/28	L	92	113		at Portland
03/01	W	125	119		at Golden State
03/03	L	95	96		at Los Angeles
03/05	W	104	92		at Phoenix
03/08	W	108	97		Atlanta
03/10	W	120	109		Boston
03/12	W	105	103		at Boston
03/15	W	113	93		Los Angeles
03/17	W	123	112		Kansas City
03/18	W	141	127		at New York
03/19	W	125	118		New York
03/22	L	108	120		at Kansas City
03/24	W	131	122		Milwaukee
03/26	W	116	100		Portland
03/29	W	149	118		Buffalo
03/31	L	110	111	*	at Atlanta
04/01	L	112	116		at Houston
04/02	L	107	111		at San Antonio
04/04	L	119	120		at New Orleans
04/05	W	126	115		Detroit
04/07	L	118	127		Indiana
04/08	W	131	114		Washington
04/09	L	113	123		at Washington

** denotes overtime*

1978–79 SEASON STATISTICS

RECORD: 47-35 (.573) **HOME: 31-10** **AWAY: 16-25** **2ND ATLANTIC DIVISION**

PLAYER	G-GS	MIN	FG-FGA	PCT	FT-FTA	PCT	OFF	DEF	TOT	AST	PF-DQ	STL	TO	BLK	PTS	AVG
Erving	78-76	2802	715-1455	.491	373-501	.745	198	366	564	357	207-0	133	315	100	1803	23.1
Collins	47-44	1595	358-717	.499	201-247	.814	36	87	123	191	139-1	52	131	20	917	19.5
Money	23-0	545	119-217	.548	34-54	.630	15	22	37	82	70-2	13	69	2	272	11.8
Dawkins	78-12	2035	430-831	.517	158-235	.672	123	508	631	128	295-5	32	197	143	1018	13.1
Bibby	82-38	2538	368-869	.423	266-335	.794	72	172	244	371	199-0	72	197	7	1002	12.2
B. Jones	80-78	2304	378-704	.537	209-277	.755	199	332	531	201	245-2	107	165	96	965	12.1
Mix	74-1	1269	265-493	.538	161-201	.801	109	184	293	121	112-0	57	100	16	691	9.3
C. Jones	78-75	2171	302-637	.474	121-162	.747	177	570	747	151	303-10	39	156	157	725	9.3
Cheeks	82-82	2409	292-572	.510	101-140	.721	63	191	254	431	198-2	174	193	12	685	8.4
Bryant	70-0	1064	205-478	.429	123-170	.724	96	163	259	103	171-1	49	114	9	533	7.6
Redmond	4-0	23	1-12	.083	0-0	---	0	1	1	1	3-0	0	1	0	2	0.5
Skinner	22-0	309	36-89	.404	27-32	.844	15	29	44	40	61-2	18	34	1	99	4.5
Simpson	36-0	452	87-196	.444	28-40	.700	16	19	35	58	27-0	25	47	1	202	5.6
Catchings	25-4	289	28-68	.412	13-17	.765	30	68	98	18	42-1	8	37	35	69	2.8
76ERS	**82**	**19805**	**3584-7338**	**.488**	**1815-2411**	**.753**	**1149**	**2712**	**3861**	**2253**	**2072-26**	**779**	**1771**	**599**	**8983**	**109.5**
OPPONENTS	**82**	**19805**	**3542-7626**	**.464**	**1747-2331**	**.749**	**1252**	**2506**	**3758**	**2094**	**2128-35**	**795**	**1627**	**353**	**8831**	**107.7**

1978-79 GAME-BY-GAME RESULTS

DATE	W/L	76ERS	OPP		TEAM
10/13	W	110	102		Los Angeles
10/18	L	111	121		Washington
10/20	W	126	117		at Detroit
10/21	W	130	111		New Orleans
10/25	W	118	117		Atlanta
10/28	W	101	99		at Houston
11/01	W	116	115		San Antonio
11/03	W	118	103		Milwaukee
11/08	W	123	117		New Jersey
11/10	W	123	122		at Washington
11/11	W	135	112		Detroit
11/14	L	108	124		at New Jersey
11/15	W	109	103	*	Denver
11/17	W	95	94		Phoenix
11/18	L	116	124		at Atlanta
11/21	L	105	115		Golden State
11/24	W	134	120		San Diego
11/25	L	126	127		at Milwaukee
11/28	L	103	107		at New Orleans
11/29	W	120	114	*	at San Antonio
12/02	L	97	100		Seattle
12/05	L	91	96		at Chicago
12/06	W	114	106		at Kansas City
12/09	L	107	115		at Cleveland
12/13	W	120	100		Kansas City
12/15	W	91	84		Houston
12/17	W	103	96		at Los Angeles
12/19	W	124	113		at San Diego
12/20	L	81	85		at Golden State
12/22	W	103	95		at Seattle
12/25	W	109	94		at New York
12/27	W	122	110		Indiana
12/29	W	113	107		Atlanta
12/30	L	94	100		San Antonio
01/03	W	111	98		Chicago
01/05	L	96	123		at Indiana
01/06	L	139	143	*	Phoenix
01/10	W	123	112		New Orleans
01/12	L	89	100		at New Orleans
01/14	W	112	106		Portland
01/17	W	107	94		Cleveland
01/20	L	102	108		Boston
01/21	W	91	87		at Boston
01/24	L	94	101		at Phoenix
01/26	W	105	96		at Golden State
01/28	L	94	116		at Portland
01/31	L	106	108		Golden State
02/01	W	128	105		at Chicago
02/02	L	101	105		New York
02/07	W	114	103		Detroit
02/09	W	117	106		San Diego
02/11	W	107	99		Washington
02/14	L	106	108		Kansas City
02/15	L	100	113		at Cleveland
02/16	L	104	119		at Kansas City
02/18	W	110	107	*	Milwaukee
02/21	L	99	106	*	at Detroit
02/23	L	116	117		at San Diego
02/25	W	119	111		at Denver
02/27	L	115	118		at Portland
02/28	L	93	97		at Seattle
03/02	L	111	126		at Los Angeles
03/04	L	94	119		at Phoenix
03/06	L	91	94		at Atlanta
03/07	W	114	107		Boston
03/09	L	113	119		at Milwaukee
03/11	L	103	104		at New Jersey
03/14	L	96	99		Seattle
03/16	W	114	106		Indiana
03/17	L	101	103		at New York
03/18	W	106	90		New York
03/20	W	124	120		at San Antonio
03/21	W	114	108		at Houston
03/23	W	110	98		New Jersey
03/25	L	94	103		at Boston
03/27	W	100	97		at Washington
03/28	W	112	96		Chicago
03/30	W	129	93		Cleveland
04/01	W	112	111		Los Angeles
04/04	W	121	120		Houston
04/06	L	118	136		at Indiana
04/08	W	112	111		Denver

** denotes overtime*

1979–80 SEASON STATISTICS

RECORD: 59-23 (.720) **HOME: 36-5** **AWAY: 23-18** **2ND ATLANTIC DIVISION**

PLAYER	G-GS	MIN	FG-FGA	PCT	FT-FTA	PCT	OFF	DEF	TOT	AST	PF-DQ	STL	TO	BLK	PTS	AVG
Erving	78-78	2812	838-1614	.519	420-534	.787	215	361	576	355	208-0	170	284	140	2100	26.9
Dawkins	80-80	2541	494-946	.522	190-291	.653	197	496	693	149	328-8	49	230	142	1178	14.7
Collins	36-17	963	191-410	.466	113-124	.911	29	65	94	100	76-0	30	82	7	495	13.8
B. Jones	81-3	2125	398-748	.532	257-329	.781	152	298	450	146	223-3	102	146	118	1053	13.0
Mix	81-5	1543	363-703	.516	207-249	.831	114	176	290	149	114-0	67	132	9	937	11.6
Cheeks	79-79	2623	357-661	.540	180-231	.779	75	199	274	556	197-1	183	216	32	898	11.4
Hollins	27-26	796	130-313	.415	67-87	.770	24	45	69	112	68-0	46	68	9	329	12.2
Bibby	82-8	2035	251-626	.401	226-286	.790	65	143	208	307	161-0	62	147	6	739	9.0
C. Jones	80-80	2771	232-532	.436	124-178	.697	219	731	950	164	298-5	43	218	162	588	7.4
Richardson	52-34	988	159-348	.457	28-45	.622	55	68	123	107	97-0	24	64	15	347	6.7
Money	6-0	82	14-36	.389	2-2	1.000	3	4	7	16	11-0	0	12	1	30	5.0
Spanarkel	40-0	442	72-153	.471	54-65	.831	27	27	54	51	58-0	12	57	6	198	5.0
Toone	23-0	124	23-64	.359	8-10	.800	12	22	34	12	20-0	4	16	5	55	2.4
Skinner	2-0	10	1-2	.500	0-0	---	0	0	0	2	1-0	0	2	0	2	1.0
76ERS	**82**	**19855**	**3523-7156**	**.492**	**1876-2431**	**.772**	**1187**	**2635**	**3822**	**2226**	**1860-17**	**792**	**1708**	**652**	**8949**	**109.1**
OPPONENTS	**82**	**19855**	**3444-7561**	**.455**	**1640-2145**	**.765**	**1318**	**2352**	**3670**	**2089**	**2100-39**	**876**	**1561**	**388**	**8603**	**104.9**

3-PT FG: 76ERS 27-125 (.216), Erving 4-20 (.200), Dawkins 0-6 (.000), Collins 0-1 (.000), B. Jones 0-3 (.000), Mix 4-10 (.400), Cheeks 4-9 (.444), Hollins 2-10 (.200), Bibby 11-52 (.212), C. Jones 0-2 (.000), Richardson 1-3 (.333), Spanarkel 0-2 (.000), Toone 1-7 (.143). OPPONENTS 75-277 (.271)

1979-80 GAME-BY-GAME RESULTS

DATE	W/L	76ERS	OPP		TEAM
10/12	W	93	92		at Washington
10/13	W	113	105		Houston
10/17	W	113	88		at New Jersey
10/19	W	112	104		Detroit
10/20	W	136	111		at New York
10/24	W	132	110		Indiana
10/26	W	127	116		New York
10/27	W	112	106		at Cleveland
10/31	L	97	102		at Atlanta
11/02	L	81	85		Atlanta
11/03	W	120	114	**	at Indiana
11/06	W	118	117	*	at Milwaukee
11/07	W	110	102		Kansas City
11/09	L	98	106		at Detroit
11/10	W	95	94		Boston
11/13	L	103	110		at Kansas City
11/16	L	105	106		San Antonio
11/17	L	103	106	*	at Chicago
11/20	W	118	114		at San Antonio
11/21	L	94	97		at Houston
11/23	W	113	102		Houston
11/24	W	91	82		New Jersey
11/26	W	113	112		Indiana
11/28	W	120	102		Washington
11/30	W	104	101		San Diego
12/01	W	117	105		Cleveland
12/05	W	132	120		San Antonio
12/08	W	117	96		Phoenix
12/12	W	112	91		Milwaukee
12/14	L	98	103		Atlanta
12/15	L	96	112		at Atlanta
12/18	W	114	102		at Detroit
12/19	L	89	112		at Boston
12/21	W	117	106		Houston
12/22	W	126	113		Boston
12/25	W	95	92		at Washington
12/27	W	118	114		at San Antonio
12/29	L	100	104		at Houston
01/03	W	109	108		at Cleveland
01/08	W	111	108		at New York
01/09	W	108	105		New Jersey
01/11	W	119	106		Washington
01/13	W	126	112		New York
01/16	W	121	110		Portland
01/18	W	112	105		at New Jersey
01/19	W	111	107		Cleveland
01/23	W	118	93		at Denver
01/25	L	103	124		at Los Angeles
01/27	L	118	125		at Phoenix
01/28	L	101	107		at Utah
01/30	W	121	108		Detroit
01/31	W	110	105		at Houston
02/05	W	109	108		at Indiana
02/06	L	110	129		at Boston
02/08	L	94	109		Seattle
02/10	W	105	104		Los Angeles
02/13	W	107	85		Utah
02/15	W	114	104		at Detroit
02/16	W	100	92		Chicago
02/17	W	115	100		Cleveland
02/21	L	99	104		at San Diego
02/24	W	103	100		at Golden State
02/26	W	98	96		at Portland
02/27	W	101	98	*	at Seattle
02/29	W	104	103		Denver
03/02	W	144	99		Golden State
03/05	W	120	113		Indiana
03/07	L	92	111		at Boston
03/09	W	134	118		at San Antonio
03/11	W	102	97	*	at Atlanta
03/12	W	105	98		Washington
03/14	L	94	104		at Indiana
03/16	L	109	123		at Cleveland
03/17	W	123	109		Detroit
03/19	L	99	105		San Antonio
03/20	L	113	119	*	at Washington
03/21	W	108	99		New Jersey
03/23	W	112	108		New York
03/26	W	84	81		Atlanta
03/27	W	103	101		at New York
03/28	L	92	99		at New Jersey
03/30	W	116	110		Boston

** denotes overtime*
*** denotes double-overtime*

1980–81 SEASON STATISTICS

RECORD: 62-20 (.756) **HOME: 37-4** **AWAY: 25-16** **1ST ATLANTIC DIVISION (TIED)**

PLAYER	G-GS	MIN	FG-FGA	PCT	FT-FTA	PCT	OFF	DEF	TOT	AST	PF-DQ	STL	TO	BLK	PTS	AVG
Erving	82-82	2874	794-1524	.521	422-536	.787	244	413	657	364	233-0	173	266	147	2014	24.6
Dawkins	76-76	2088	423-697	.607	219-304	.720	106	439	545	109	316-9	38	220	112	1065	14.0
B. Jones	81-0	2046	407-755	.539	282-347	.813	142	293	435	226	226-2	95	149	74	1096	13.5
Toney	75-57	1768	399-806	.495	161-226	.712	32	111	143	273	234-5	59	219	10	968	12.9
Collins	12-12	329	62-126	.492	24-29	.828	6	23	29	42	23-0	7	22	4	148	12.3
Mix	72-1	1327	288-575	.501	200-240	.833	105	159	264	114	107-0	59	88	18	776	10.8
Hollins	82-13	2154	327-696	.470	125-171	.731	47	144	191	352	205-2	104	207	18	781	9.5
Cheeks	81-81	2415	310-581	.534	140-178	.787	67	178	245	560	231-1	193	174	39	763	9.4
C. Jones	81-81	2639	218-485	.449	148-193	.767	200	613	813	122	271-2	53	168	134	584	7.2
Richardson	77-1	1313	227-464	.489	84-108	.778	83	93	176	152	102-0	36	110	10	538	7.0
Johnson	40-0	372	87-158	.551	27-31	.871	8	47	55	30	45-0	20	25	2	202	5.1
Cureton	52-6	528	93-205	.454	33-64	.516	51	104	155	25	68-0	20	29	23	219	4.2
Davis	1-0	2	1-1	1.000	0-0	---	0	1	1	0	0-0	0	0	0	2	2.0
76ERS	**82**	**19855**	**3636-7073**	**.514**	**1865-2427**	**.768**	**1091**	**2618**	**3709**	**2369**	**2061-21**	**857**	**1702**	**591**	**9156**	**111.7**
OPPONENTS	**82**	**19855**	**3307-7337**	**.451**	**1850-2487**	**.744**	**1286**	**2287**	**3573**	**2033**	**2044-32**	**818**	**1642**	**379**	**8512**	**103.8**

3-PT FG: 76ERS 19-84 (.226), Erving 4-18 (.222), B. Jones 0-3 (.000), Toney 9-29 (.310), Mix 0-3 (.000), Hollins 2-15 (.133), Cheeks 3-8 (.375), Richardson 0-1 (.000), Johnson 1-6 (.167), Cureton 0-1 (.000). OPPONENTS 48-200 (.240).

1980-81 GAME-BY-GAME RESULTS

DATE	W/L	76ERS	OPP		TEAM
10/10	L	103	106		Milwaukee
10/11	W	126	120	**	at Washington
10/14	L	93	113		at New York
10/15	W	119	111		at New Jersey
10/18	W	117	101		Washington
10/22	W	94	93		at Detroit
10/25	W	113	100		at Atlanta
10/28	W	119	101		at Cleveland
10/29	W	115	102		Chicago
10/31	W	107	96		Atlanta
11/01	W	117	113	*	Boston
11/05	W	107	103		Detroit
11/07	W	117	100		Kansas City
11/09	W	136	121		at Milwaukee
11/11	W	121	80		at Chicago
11/12	L	113	125		New York
11/13	W	130	103		at Indiana
11/15	W	115	108		New Jersey
11/18	W	113	99		at New York
11/19	W	110	101		Golden State
11/21	W	97	88		Indiana
11/22	W	108	101		at San Antonio
11/25	W	108	92		at Dallas
11/26	W	101	100		at Houston
11/28	W	116	103		Portland
11/29	W	113	93		Utah
12/02	L	108	112	*	at Atlanta
12/03	W	104	98		New York
12/05	W	104	100		Atlanta
12/09	W	96	83		at Cleveland
12/10	W	113	100		Chicago
12/12	W	95	79		Washington
12/14	W	114	107		at New Jersey
12/16	W	109	107		at Indiana
12/17	W	103	79		Cleveland
12/19	W	122	107		New Jersey
12/26	W	113	103		at Kansas City
12/27	L	121	125		at Denver
12/28	L	116	122		at Los Angeles
12/30	L	108	109		at Portland
01/02	W	120	117	*	at Seattle
01/03	W	119	105		at Golden State
01/07	W	135	102		San Antonio
01/09	W	107	94		Houston
01/10	W	117	102		at Chicago
01/14	W	110	105		New Jersey
01/15	L	110	113		at Milwaukee
01/16	W	137	119		Cleveland
01/18	W	113	92		Seattle
01/20	L	75	83		at Detroit
01/21	W	118	104		Indiana
01/22	W	128	116		at Washington
01/25	W	98	93		Phoenix
01/28	L	101	104		at Boston
02/03	W	97	93		at Atlanta
02/04	W	107	104		Boston
02/06	W	129	113		San Diego
02/08	W	102	99		Los Angeles
02/11	W	122	120	*	Cleveland
02/13	L	102	104		Washington
02/15	W	116	98		Atlanta
02/18	W	111	97		Detroit
02/19	L	108	129		at Washington
02/20	W	117	109		Dallas
02/22	L	110	116		at Phoenix
02/25	W	107	95		at San Diego
02/27	W	87	83		at Utah
03/01	L	107	114		at Boston
03/04	L	100	111		Chicago
03/06	W	131	112		Denver
03/08	W	123	100		Milwaukee
03/10	W	103	102		at Indiana
03/11	W	115	95		New York
03/13	L	104	120		at Milwaukee
03/15	L	109	120		at New York
03/17	L	120	126	*	at New Jersey
03/18	W	107	95		Indiana
03/20	L	108	120		at Chicago
03/22	W	126	94		Boston
03/25	W	114	75		Detroit
03/27	W	138	117		at Cleveland
03/29	L	94	98		at Boston

** denotes overtime*
*** denotes double-overtime*

1981–82 SEASON STATISTICS

RECORD: 58-24 (.707) **HOME: 32-9** **AWAY: 26-15** **2ND ATLANTIC DIVISION**

PLAYER	G-GS	MIN	FG-FGA	PCT	FT-FTA	PCT	OFF	DEF	TOT	AST	PF-DQ	STL	TO	BLK	PTS	AVG
Erving	81-81	2789	780-1428	.546	411-539	.763	220	337	557	319	229-1	161	214	141	1974	24.4
Toney	77-1	1909	511-979	.522	227-306	.742	43	91	134	283	269-5	64	214	17	1274	16.5
B. Jones	76-73	2181	416-737	.564	263-333	.790	109	284	393	189	211-3	99	145	112	1095	14.4
Cheeks	79-79	2498	352-676	.521	171-220	.777	51	197	248	667	247-0	209	184	33	881	11.2
Hollins	81-81	2257	380-797	.477	132-188	.702	35	152	187	316	198-1	103	146	20	894	11.0
Dawkins	48-36	1124	207-367	.564	114-164	.695	68	237	305	55	193-5	19	96	55	528	11.0
Bantom	43-1	979	156-306	.510	67-114	.588	87	139	226	46	133-0	25	64	37	380	8.8
C. Jones	81-47	2446	231-465	.497	179-219	.817	164	544	708	100	301-3	38	155	146	641	7.9
Mix	75-0	1235	202-399	.506	136-172	.791	92	133	225	93	86-0	42	67	17	541	7.2
Cureton	66-8	956	149-306	.487	51-94	.543	90	180	270	32	142-0	31	44	27	349	5.3
Richardson	77-0	1040	140-310	.452	69-88	.784	55	63	118	109	109-0	36	79	9	351	4.6
Edwards	42-3	291	65-150	.433	20-27	.741	10	17	27	45	37-0	16	24	5	150	3.6
Johnson	26-0	150	27-54	.500	6-7	.857	7	15	22	10	28-0	13	13	3	61	2.3
76ERS	**82**	**19855**	**3616-6974**	**.518**	**1846-2471**	**.747**	**1031**	**2389**	**3420**	**2264**	**2183-18**	**856**	**1474**	**622**	**9119**	**111.2**
OPPONENTS	**82**	**19855**	**3371-7083**	**.476**	**1852-2496**	**.742**	**1289**	**2344**	**3633**	**1965**	**2216-44**	**702**	**1615**	**470**	**8649**	**105.5**

3-PT FG: 76ERS 41-139 (.295), Erving 3-11 (.273), Toney 25-59 (.424), B. Jones 0-3 (.000), Cheeks 6-22 (.273), Hollins 2-16 (.125), Dawkins 0-2 (.000), Bantom 1-3 (.333), C. Jones 0-3 (.000), Mix 1-4 (.250), Cureton 0-2 (.000), Richardson 2-2 (1.000), Edwards 0-9 (.000), Johnson 1-3 (.333). OPPONENTS 55-212 (.259).

1981-82 GAME-BY-GAME RESULTS

DATE	W/L	76ERS	OPP		TEAM
10/30	W	128	104		Cleveland
10/31	W	108	106		at Atlanta
11/03	W	112	99		at Washington
11/04	W	107	99		Indiana
11/06	L	99	106		Atlanta
11/10	W	95	93		at Detroit
11/11	W	117	90		Chicago
11/13	W	105	85		Kansas City
11/14	W	109	102		at New York
11/18	W	102	100		Milwaukee
11/20	W	99	94		at Cleveland
11/21	W	135	106		Houston
11/27	W	124	112	*	at Indiana
11/28	W	116	103		Detroit
12/01	W	107	98		at Atlanta
12/02	L	101	106		San Antonio
12/04	L	103	111		at Boston
12/05	W	114	105		at New Jersey
12/09	W	137	109		Denver
12/11	W	131	113		Cleveland
12/12	W	117	114	*	at Chicago
12/13	L	108	127		at Milwaukee
12/16	L	115	117		New York
12/19	W	123	118	*	Boston
12/22	W	112	105		at New York
12/27	L	96	99		at Phoenix
12/29	W	142	135		at Golden State
12/30	W	102	99		at Seattle
01/01	W	120	105		at Portland
01/02	W	109	107		at Utah
01/05	L	101	124		at Detroit
01/06	W	126	112		Washington
01/08	L	90	96		at Boston
01/09	L	113	120		New Jersey
01/12	W	95	92		at Washington
01/13	L	107	111		Milwaukee
01/15	L	90	96		Atlanta
01/17	L	97	105		at New Jersey
01/20	W	115	110		Portland
01/22	W	112	105		at Indiana
01/23	W	100	87		Seattle
01/26	L	95	103		at San Antonio
01/27	W	99	86		at Dallas
01/28	L	101	109		at Houston
02/03	W	122	96		Washington
02/05	W	116	112		New Jersey
02/07	W	123	107		Chicago
02/10	W	102	96		Indiana
02/13	W	114	107		at New York
02/14	W	117	105		New York
02/17	W	114	109		Dallas
02/19	W	132	117		Utah
02/21	W	109	102		Phoenix
02/23	W	115	101		at San Diego
02/26	L	114	116	**	at Los Angeles
02/27	L	125	134		at Denver
03/02	L	109	112		at Chicago
03/03	W	125	107		San Diego
03/05	W	89	80		Atlanta
03/07	W	119	113		Los Angeles
03/10	W	134	114		Golden State
03/14	W	128	114		at Kansas City
03/16	L	91	106		at Milwaukee
03/17	W	102	93		Washington
03/19	W	112	95		Indiana
03/21	L	111	123		Boston
03/24	L	106	111		New Jersey
03/25	L	98	100		at Detroit
03/26	W	115	111		at Cleveland
03/28	W	116	98		at Boston
03/30	L	114	116	*	at Milwaukee
03/31	W	99	98		Chicago
04/02	W	135	115		Cleveland
04/04	W	127	106		New York
04/06	W	117	104		at Chicago
04/07	W	116	113		at New Jersey
04/09	L	88	103		at Atlanta
04/11	L	109	110	*	Boston
04/13	W	93	89		at Indiana
04/14	W	119	111		Detroit
04/16	W	100	96		at Washington
04/18	W	110	86		Milwaukee

** denotes overtime*
*** denotes double-overtime*

1982–83 SEASON STATISTICS

RECORD: 65-17 (.793) **HOME: 35-6** **AWAY: 30-11** **1ST ATLANTIC DIVISION**

PLAYER	G-GS	MIN	FG-FGA	PCT	FT-FTA	PCT	OFF	DEF	TOT	AST	PF-DQ	STL	TO	BLK	PTS	AVG
Malone	78-78	2922	654-1305	.501	600-788	.761	445	749	1194	101	206-0	89	264	157	1908	24.5
Erving	72-72	2421	605-1170	.517	330-435	.759	173	318	491	263	202-1	112	196	131	1542	21.4
Toney	81-81	2474	626-1250	.501	324-411	.788	42	183	225	365	255-0	80	271	17	1598	19.7
Cheeks	79-79	2465	404-745	.542	181-240	.754	53	156	209	543	182-0	184	179	31	990	12.5
Jones	74-0	1749	250-460	.543	165-208	.793	102	242	344	142	199-4	85	109	91	665	9.0
C. Johnson	32-4	698	91-182	.500	34-58	.586	75	130	205	24	84-1	16	36	29	216	6.8
Richardson	77-1	1755	259-559	.463	71-111	.640	98	149	247	168	164-0	71	99	18	589	7.6
R. Johnson	29-8	549	69-154	.448	22-30	.733	32	58	90	23	82-1	8	35	17	160	5.5
Edwards	81-3	1266	228-483	.472	86-113	.761	23	62	85	221	119-0	81	110	6	542	6.7
Schoene	46-2	702	106-207	.512	21-28	.750	52	102	154	32	118-2	13	46	9	233	5.1
Iavaroni	80-77	1612	163-353	.462	78-113	.690	117	212	329	83	238-0	32	133	44	404	5.1
Cureton	73-3	987	108-258	.419	33-67	.493	84	185	269	43	144-1	37	76	24	249	3.4
McNamara	36-2	182	29-64	.453	20-45	.444	34	42	76	7	42-1	3	36	3	78	2.2
Anderson	13-0	48	8-22	.364	1-3	.333	4	8	12	1	6-0	1	5	0	17	1.3
76ERS	**82**	**19830**	**3600-7212**	**.499**	**1966-2650**	**.742**	**1334**	**2596**	**3930**	**2016**	**2041-11**	**812**	**1627**	**577**	**9191**	**112.1**
OPPONENTS	**82**	**19830**	**3442-7470**	**.461**	**1624-2253**	**.721**	**1325**	**2263**	**3588**	**2089**	**2246-54**	**755**	**1590**	**511**	**8562**	**104.4**

3-PT FG: 76ERS 25-109 (.229), Malone 0-1 (.000), Erving 2-7 (.286), Toney 22-76 (.289), Cheeks 1-6 (.167), Jones 0-1 (.000), Richardson 0-6 (.000), Edwards 0-8 (.000), Schoene 0-1 (.000), Iavaroni 0-2 (.000), Anderson 0-1 (.000). OPPONENTS 54-249 (.217)

1982-83 GAME-BY-GAME RESULTS

DATE	W/L	76ERS	OPP		TEAM
10/29	W	104	89		at New York
10/30	W	110	99		New Jersey
11/03	W	130	111		San Diego
11/05	W	120	109		at Detroit
11/06	W	119	115	**	Boston
11/10	W	145	108		Chicago
11/12	L	108	117		Indiana
11/13	W	110	100		at New Jersey
11/14	W	102	93		Washington
11/17	W	120	103		Detroit
11/19	W	121	109		Milwaukee
11/23	L	103	106		Portland
11/24	W	121	106		at Indiana
11/26	W	120	102		at Cleveland
11/27	W	126	113		Utah
11/30	L	97	111		at Atlanta
12/02	W	116	108		at Phoenix
12/03	W	127	110		at San Diego
12/05	W	114	104		at Los Angeles
12/08	W	132	85		Atlanta
12/10	L	97	123		at Boston
12/11	W	128	111		Detroit
12/15	W	99	93		Cleveland
12/17	W	109	95		New York
12/18	L	97	100		at Washington
12/21	W	122	105		Boston
12/26	W	124	122		at San Antonio
12/28	W	104	93		at Houston
12/29	W	126	116	*	at Dallas
01/05	W	122	120	*	Los Angeles
01/07	W	106	89		at Washington
01/08	W	125	113		Kansas City
01/11	W	109	99		at Atlanta
01/12	W	122	121		Milwaukee
01/14	W	115	105		at Detroit
01/15	W	114	105		Indiana
01/18	W	98	90		at Cleveland
01/19	W	126	106		Chicago
01/21	W	130	117		Seattle
01/23	L	96	107		at Milwaukee
01/25	W	116	99		at Chicago
01/26	W	113	102		Phoenix
01/28	W	114	99		at Kansas City
01/29	W	126	109		at Utah
02/01	W	133	124		at Denver
02/03	W	117	111		at Golden State
02/04	L	109	115		at Portland
02/06	W	97	96		at Seattle
02/09	W	106	93		Atlanta
02/10	W	116	110		at Chicago
02/16	W	116	95		Denver
02/18	W	127	98		Houston
02/20	W	104	89		New York
02/23	W	133	101		Dallas
02/25	W	116	111		Chicago
02/27	W	115	104		Golden State
03/01	W	106	94		at New York
03/04	L	110	115		at Boston
03/06	L	106	112		at New Jersey
03/07	W	123	114		Detroit
03/12	W	95	86		at Washington
03/13	W	97	93		Washington
03/15	W	132	128		at Indiana
03/16	W	105	100		Boston
03/19	W	105	97		at Milwaukee
03/20	W	121	119		at Detroit
03/22	L	76	89		at New York
03/23	W	104	101	*	Milwaukee
03/25	L	92	101		New Jersey
03/27	W	94	80		Cleveland
03/29	L	95	97		at Chicago
03/30	W	120	113		Atlanta
04/01	L	104	111		New Jersey
04/03	W	96	84		at Cleveland
04/05	W	116	108		at Milwaukee
04/06	L	109	112		San Antonio
04/08	W	126	118	*	Indiana
04/10	W	113	97		New York
04/12	L	97	102		at Atlanta
04/13	L	76	95		Washington
04/15	W	100	98		at New Jersey
04/17	L	101	114		at Boston

** denotes overtime*
*** denotes double-overtime*

1983–84 SEASON STATISTICS

RECORD: 52-30 (.634) **HOME: 32-9** **AWAY: 20-21** **2ND ATLANTIC DIVISION**

PLAYER	G-GS	MIN	FG-FGA	PCT	FT-FTA	PCT	OFF	DEF	TOT	AST	PF-DQ	STL	TO	BLK	PTS	AVG
Malone	71-71	2613	532-1101	.483	545-727	.750	352	598	950	96	188-0	71	250	110	1609	22.7
Erving	77-77	2683	678-1324	.512	364-483	.754	190	342	532	309	217-3	141	230	139	1727	22.4
Toney	78-72	2556	593-1125	.527	390-465	.839	57	136	193	373	251-1	70	297	23	1588	20.4
Cheeks	75-75	2494	386-702	.550	170-232	.733	44	161	205	478	196-1	171	182	20	950	12.7
B. Jones	75-0	1761	226-432	.523	167-213	.784	92	231	323	187	199-1	107	101	103	619	8.3
Richardson	69-12	1571	221-473	.467	79-103	.767	62	103	165	155	145-0	49	100	23	521	7.6
Matthews	14-5	292	45-101	.446	9-14	.643	6	17	23	62	32-0	11	30	2	100	7.1
Williams	70-12	1375	193-405	.477	86-133	.647	117	209	326	60	203-3	62	96	103	472	6.7
Johnson	80-10	1721	193-412	.468	69-113	.611	131	267	398	55	205-1	35	95	65	455	5.7
Iavaroni	78-71	1532	149-322	.463	97-131	.740	91	219	310	95	222-1	36	124	55	395	5.1
Edwards	60-0	654	84-221	.380	34-48	.708	12	47	59	90	78-1	31	46	5	202	3.4
Threatt	45-0	464	62-148	.419	23-28	.821	17	23	40	41	65-1	13	33	2	148	3.3
Rautins	28-3	196	21-58	.362	6-10	.600	9	24	33	29	31-0	9	19	2	48	1.7
C. Jones	1-0	3	0-1	.000	1-4	.250	0	0	0	0	1-0	0	0	0	1	1.0
Kuczenski	3-2	40	1-8	.125	1-2	.500	1	5	6	2	7-0	1	5	1	3	1.0
76ERS	**82**	**19955**	**3384-6833**	**.495**	**2041-2706**	**.754**	**1181**	**2382**	**3563**	**2032**	**2040-13**	**807**	**1628**	**653**	**8838**	**107.8**
OPPONENTS	**82**	**19955**	**3427-7136**	**.480**	**1757-2367**	**.742**	**1235**	**2237**	**3472**	**2062**	**2237-42**	**805**	**1559**	**483**	**8658**	**105.6**

3-PT FG: 76ERS 29-107 (.271), Malone 0-4 (.000), Erving 7-21 (.333), Toney 12-38 (.316), Cheeks 8-20 (.400), B. Jones 0-1 (.000), Richardson 0-4 (.000), Matthews 1-7 (.143), Williams 0-1 (.000), Iavaroni 0-2 (.000), Edwards 0-1 (.000), Threatt 1-8 (.125). OPPONENTS 47-207 (.227).

1983-84 GAME-BY-GAME RESULTS

DATE	W/L	76ERS	OPP		TEAM
10/28	W	117	114		Washington
10/29	W	124	112	*	at Indiana
11/01	W	99	91		Chicago
11/04	L	94	104		Milwaukee
11/05	W	119	112		at New Jersey
11/09	L	116	120		at Detroit
11/11	W	108	100		Kansas City
11/13	W	124	116	*	San Diego
11/16	W	102	97		New York
11/17	L	94	99		at Atlanta
11/19	W	92	91		Boston
11/22	W	112	108		Detroit
11/23	W	113	105		at San Antonio
11/25	W	115	101		at Houston
11/29	W	98	96		at Indiana
11/30	W	122	110		Atlanta
12/03	L	98	103		at Washington
12/04	W	121	114	*	at Boston
12/07	W	133	128		Denver
12/09	L	93	100		New Jersey
12/11	W	97	87		at Milwaukee
12/14	W	115	93		Milwaukee
12/16	W	115	105		Cleveland
12/21	W	122	121		San Antonio
12/23	W	108	106		at Detroit
12/27	W	112	109		at Kansas City
12/29	L	89	101		at Denver
12/30	L	93	97	*	at Seattle
01/01	W	115	103		at Portland
01/03	L	106	115		at Golden State
01/05	W	103	102	*	at Milwaukee
01/06	W	108	104		New Jersey
01/07	L	98	106		at Cleveland
01/09	L	73	111		at New York
01/11	W	121	99		Washington
01/13	L	104	105		Boston
01/14	W	129	103		Golden State
01/17	W	128	117		Detroit
01/18	W	109	107		at Cleveland
01/20	W	109	106		Cleveland
01/21	L	90	94		at Washington
01/24	L	102	111		at New York
01/25	L	98	102		at Boston
02/01	W	111	103		Indiana
02/03	L	88	99		Atlanta
02/04	L	97	102		at Atlanta
02/07	L	89	104		at Chicago
02/08	W	118	107		Houston
02/10	L	91	100		Chicago
02/12	W	109	91		at Boston
02/15	L	116	119	**	at Dallas
02/17	W	114	109		New Jersey
02/19	W	101	97		New York
02/21	L	116	119	*	at New Jersey
02/23	L	109	116	*	at Cleveland
02/24	L	114	119		Portland
02/26	L	99	101		Los Angeles
02/29	W	103	97		at Utah
03/01	L	100	112		at Phoenix
03/04	W	127	122		at San Diego
03/07	W	113	105		at Los Angeles
03/09	W	92	84		Seattle
03/11	W	120	97		Utah
03/13	W	121	106		at Indiana
03/14	W	92	91		Milwaukee
03/16	L	102	105		Atlanta
03/17	W	131	112		Phoenix
03/22	W	106	101		at Washington
03/23	W	100	95		Cleveland
03/25	W	119	114	**	Boston
03/27	L	78	97		at Atlanta
03/28	W	109	103		Washington
03/30	W	118	110		Dallas
03/31	W	111	104		at Chicago
04/03	L	115	118		at Detroit
04/05	L	103	113		at Milwaukee
04/06	W	112	106		Indiana
04/08	W	109	108		New York
04/10	L	102	106		at New Jersey
04/11	L	113	126		Detroit
04/14	W	103	100		at New York
04/15	W	129	115		Chicago

** denotes overtime*
*** denotes double-overtime*

1984–85 SEASON STATISTICS

RECORD: 58-24 (.707) **HOME: 34-7** **AWAY: 24-17** **2ND ATLANTIC DIVISION**

PLAYER	G-GS	MIN	FG-FGA	PCT	FT-FTA	PCT	OFF	DEF	TOT	AST	PF-DQ	STL	TO	BLK	PTS	AVG
Malone	79-79	2957	602-1284	.469	737-904	.815	385	646	1031	130	216-0	67	286	123	1941	24.6
Erving	78-78	2535	610-1236	.494	338-442	.765	172	242	414	233	199-0	135	208	109	1561	20.0
Toney	70-65	2237	450-914	.492	306-355	.862	35	142	177	363	211-1	65	224	24	1245	17.8
Barkley	82-60	2347	427-783	.545	293-400	.733	266	437	703	155	301-5	95	209	80	1148	14.0
Cheeks	78-78	2616	422-741	.570	175-199	.879	54	163	217	497	184-0	169	155	24	1025	13.1
Jones	80-8	1633	207-385	.538	186-216	.861	105	192	297	155	183-2	84	118	50	600	7.5
Richardson	74-20	1531	183-404	.453	76-89	.854	60	95	155	157	143-0	37	78	15	443	6.0
Threatt	82-0	1304	188-416	.452	66-90	.733	21	78	99	175	171-2	80	99	16	446	5.4
G. Johnson	55-3	756	107-263	.407	49-56	.875	48	116	164	38	99-0	31	49	16	264	4.8
C. Johnson	58-0	875	117-235	.498	36-49	.735	92	129	221	33	112-0	15	43	44	270	4.7
Wood	38-1	269	50-134	.373	18-26	.692	3	15	18	45	17-0	8	25	0	122	3.2
Williams	46-8	488	58-148	.392	28-47	.596	38	68	106	11	92-1	26	44	26	144	3.1
Iavaroni	12-10	156	12-31	.387	6-6	1.000	11	18	29	6	24-0	4	16	3	30	2.5
Hayes	11-0	101	10-18	.556	2-4	.500	11	23	34	1	19-0	1	2	4	22	2.0
76ERS	**82**	**19805**	**3443-6992**	**.492**	**2316-2883**	**.803**	**1301**	**2364**	**3665**	**1999**	**1971-11**	**817**	**1575**	**534**	**9261**	**112.9**
OPPONENTS	**82**	**19805**	**3494-7157**	**.488**	**1857-2397**	**.775**	**1183**	**2173**	**3356**	**2139**	**2209-32**	**753**	**1534**	**391**	**8925**	**108.8**

3-PT FG: 76ERS 59-224 (.263), Malone 0-2 (.000), Erving 3-14 (.214), Toney 39-105 (.371), Barkley 1-6 (.167), Cheeks 6-26 (.231), Jones 0-4 (.000), Richardson 1-3 (.333), Threatt 4-22 (.182), G. Johnson 1-10 (.100), C. Johnson 0-1 (.000), Wood 4-30 (.133), Williams 0-1 (.000). OPPONENTS 80-311 (.257).

1984-85 GAME-BY-GAME RESULTS

DATE	W/L	76ERS	OPP		TEAM
10/26	W	111	101		Cleveland
10/27	W	111	108		at Atlanta
10/30	W	118	96		at New Jersey
11/02	W	107	103		Dallas
11/07	W	134	113		Indiana
11/09	L	119	130		at Boston
11/14	L	133	137	*	Detroit
11/16	W	101	90		at Detroit
11/17	W	109	100		at Chicago
11/20	L	105	120		Washington
11/21	W	112	107		at Indiana
11/23	W	119	117	*	at Phoenix
11/24	L	110	114		at Denver
11/27	W	93	89		at Washington
11/28	W	122	101		Indiana
11/30	W	126	116		Portland
12/02	W	114	112		New Jersey
12/05	W	112	111		Milwaukee
12/07	W	122	116		L.A. Lakers
12/09	W	110	94		New York
12/11	L	106	110		at New York
12/12	W	110	107		Boston
12/14	W	115	111		at Milwaukee
12/15	W	114	102		at Chicago
12/19	W	123	118		San Antonio
12/21	L	101	104		Milwaukee
12/22	W	107	93		New Jersey
12/25	W	109	108		at Detroit
12/28	W	114	111		at Utah
12/29	W	109	95		at Golden State
01/01	W	111	106		at Portland
01/02	W	118	109		at Seattle
01/05	W	110	106		at Milwaukee
01/07	W	100	99		Phoenix
01/09	W	126	122		Detroit
01/11	W	115	108		Houston
01/13	W	115	104		at Washington
01/15	W	93	82		at New York
01/16	W	122	99		Atlanta
01/20	L	97	113		at Boston
01/22	W	101	100		at Cleveland
01/25	L	104	109		at L.A. Lakers
01/26	W	120	113		at L.A. Clippers
01/28	L	109	111		at Dallas
01/30	W	122	104		Boston
02/01	W	121	110		Chicago
02/02	L	96	101		at New Jersey
02/04	W	106	92		Atlanta
02/06	W	116	111		Washington
02/12	W	124	116		at Indiana
02/13	W	131	129		New York
02/15	L	107	112		Cleveland
02/16	W	125	114		at Detroit
02/18	L	113	120		at Cleveland
02/20	W	137	116		Golden State
02/22	W	110	99		Detroit
02/24	W	117	108		Utah
02/26	L	97	116		at Milwaukee
02/28	W	127	119		at Kansas City
03/03	L	90	99		at Houston
03/04	L	103	109		at San Antonio
03/06	W	96	86		Atlanta
03/08	W	128	114		Seattle
03/09	L	129	131	**	at New York
03/13	W	121	103		L.A. Clippers
03/15	W	119	110		New York
03/16	W	127	107		New Jersey
03/19	L	89	116		at Cleveland
03/20	L	117	118	*	Kansas City
03/22	L	112	131		Milwaukee
03/24	W	124	103		Denver
03/27	W	115	97		Washington
03/29	L	108	112		at Boston
03/30	W	122	117		at Chicago
04/02	W	102	91		at Atlanta
04/03	L	110	113		Cleveland
04/05	W	116	113		Chicago
04/06	L	117	121		at Indiana
04/09	W	113	104		Boston
04/10	L	100	125		at New Jersey
04/12	W	111	105		Indiana
04/13	L	106	118		at Washington

** denotes overtime*
*** denotes double-overtime*

1985–86 SEASON STATISTICS

RECORD: 54-28 (.659) **HOME: 31-10** **AWAY: 23-18** **2ND ATLANTIC DIVISION**

PLAYER	G-GS	MIN	FG-FGA	PCT	FT-FTA	PCT	OFF	DEF	TOT	AST	PF-DQ	STL	TO	BLK	PTS	AVG
Malone	74-74	2706	571-1246	.458	617-784	.787	339	533	872	90	194-0	67	261	71	1759	23.8
Barkley	80-80	2952	595-1041	.572	396-578	.685	354	672	1026	312	333-8	173	350	125	1603	20.0
Erving	74-74	2474	521-1085	.480	289-368	.785	169	201	370	248	196-3	113	214	82	1340	18.1
Cheeks	82-82	3270	490-913	.537	282-335	.842	55	180	235	753	160-0	207	238	27	1266	15.4
McAdoo	29-0	609	116-251	.462	62-81	.765	25	78	103	35	64-0	10	49	18	294	10.1
Threatt	70-27	1754	310-684	.453	75-90	.833	21	100	121	193	157-1	93	102	5	696	9.9
Thompson	23-8	432	70-194	.361	37-43	.860	27	36	63	24	49-1	15	30	17	179	7.8
Catledge	64-7	1092	202-431	.469	90-139	.647	107	165	272	21	127-0	31	69	8	494	7.7
Jones	70-42	1519	189-338	.559	114-145	.786	49	120	169	126	159-0	48	90	50	492	7.0
Wood	29-1	455	57-136	.419	27-34	.794	9	18	27	75	24-0	14	20	0	154	5.3
Green	21-0	232	39-91	.429	14-23	.609	10	25	35	6	27-0	1	18	2	92	4.4
Moss	60-0	852	95-239	.397	54-74	.730	25	65	90	89	106-0	50	61	12	249	4.2
Toney	6-0	84	11-36	.306	3-8	.375	2	3	5	12	8-0	2	7	0	25	4.2
Stokes	31-13	350	56-119	.471	14-21	.667	27	30	57	17	56-0	14	19	11	126	4.1
Johnson	75-2	1069	105-223	.471	51-81	.630	106	149	255	15	129-0	23	38	62	261	3.5
Carter	4-0	36	5-16	.313	5-6	.833	0	1	1	1	8-0	0	1	0	15	3.8
Winters	4-0	17	3-13	.231	0-0	---	1	2	3	0	1-0	1	2	0	6	1.5
Young	2-0	2	0-2	.000	0-0	---	0	0	0	0	0-0	0	0	0	0	0.0
76ERS	**82**	**19905**	**3435-7058**	**.487**	**2130-2810**	**.758**	**1326**	**2378**	**3704**	**2017**	**1798-13**	**862**	**1595**	**490**	**9051**	**110.4**
OPPONENTS	**82**	**19905**	**3615-7328**	**.493**	**1546-2041**	**.757**	**1189**	**2228**	**3417**	**2255**	**2187-41**	**802**	**1520**	**469**	**8858**	**108.0**

3-PT FG: 76ERS 51-224 (.228), Malone 0-1 (.000), Barkley 17-75 (.227), Erving 9-32 (.281), Cheeks 4-17 (.235), Threatt 1-24 (.042), Thompson 2-12 (.167), Catledge 0-4 (.000), Jones 0-1 (.000), Wood 13-29 (.448), Moss 5-25 (.200), Toney 0-2 (.000), Stokes 0-1 (.000), Winters 0-1 (.000), OPPONENTS 82-282 (.291).

1985-86 GAME-BY-GAME RESULTS

DATE	W/L	76ERS	OPP		TEAM
10/26	W	99	89		at New York
10/29	L	117	119		at Milwaukee
10/30	W	132	125	*	Detroit
11/01	L	102	106		at New Jersey
11/02	L	113	114	*	at Atlanta
11/06	W	105	97		Indiana
11/08	L	95	107		San Antonio
11/10	W	105	97		Milwaukee
11/13	W	110	106		Chicago
11/16	L	97	118		at Washington
11/20	W	117	113		Golden State
11/22	L	103	110		at Boston
11/23	L	114	119		Detroit
11/26	L	91	98		Boston
11/27	W	111	100		at New Jersey
11/29	W	110	100		at Indiana
11/30	W	115	95		at New York
12/03	W	127	107		at Detroit
12/04	W	115	110	*	Washington
12/06	L	121	123		Denver
12/08	L	100	105		Seattle
12/11	W	125	110		Cleveland
12/12	L	102	106		at Chicago
12/14	L	103	107		at Atlanta
12/17	W	102	96		at Indiana
12/18	W	126	108		Houston
12/20	W	112	105		Utah
12/21	W	108	102		Boston
12/26	W	117	108		at L.A. Clippers
12/28	W	100	98		at Phoenix
12/30	W	87	84		at Sacramento
01/01	W	121	119	*	at Portland
01/04	L	100	115		at Houston
01/06	W	108	102		at San Antonio
01/08	W	116	114		L.A. Clippers
01/10	W	113	102		Sacramento
01/11	W	102	101		at Detroit
01/14	W	123	105		at New Jersey
01/15	L	89	123		New Jersey
01/17	W	120	118	*	at Chicago
01/20	W	103	93		New York
01/22	W	118	111		Phoenix
01/24	W	121	114		at Cleveland
01/26	L	103	105		at Boston
01/28	W	106	99		at Seattle
01/29	L	86	107		at Utah
01/31	L	100	134		at L.A. Lakers
02/01	L	121	125		at Golden State
02/05	W	142	107		New Jersey
02/06	W	111	103		at Cleveland
02/12	W	106	98		Chicago
02/13	W	95	92		at New York
02/15	L	133	134	*	at Detroit
02/17	L	106	111		Milwaukee
02/19	W	153	133		Portland
02/21	W	97	87		Washington
02/23	L	111	117	*	L.A. Lakers
02/25	W	122	108		at Chicago
02/28	W	123	120		at Dallas
03/01	W	118	107		at Denver
03/04	L	121	128		at Atlanta
03/05	L	114	122	*	Atlanta
03/07	L	95	125		at Milwaukee
03/09	W	120	102		Indiana
03/11	W	101	91		at Indiana
03/12	W	105	95		New York
03/14	W	109	100		Cleveland
03/16	L	101	118		at Boston
03/17	W	118	112	*	at Cleveland
03/19	W	118	112		Chicago
03/21	W	112	105		Washington
03/22	W	123	115		New Jersey
03/24	L	93	100		at Washington
03/26	W	112	103		Atlanta
03/28	L	94	116		Milwaukee
03/30	W	114	113		Dallas
04/02	W	93	87		New York
04/04	W	122	102		Cleveland
04/06	W	95	94		Boston
04/08	W	116	112		Detroit
04/11	W	130	122		Indiana
04/13	L	97	98		at Washington

** denotes overtime*

1986–87 SEASON STATISTICS

RECORD: 45-37 (.549) **HOME: 28-13** **AWAY: 17-24** **2ND ATLANTIC DIVISION**

PLAYER	G-GS	MIN	FG-FGA	PCT	FT-FTA	PCT	OFF	DEF	TOT	AST	PF-DQ	STL	TO	BLK	PTS	AVG
Barkley	68-62	2740	557-937	.594	429-564	.761	390	604	994	331	252-5	119	322	104	1564	23.0
Erving	60-60	1918	400-850	.471	191-235	.813	115	149	264	191	137-0	76	158	94	1005	16.8
Cheeks	68-68	2624	415-788	.527	227-292	.777	47	168	215	538	109-0	180	173	15	1061	15.6
Robinson	55-30	1586	338-729	.464	139-184	.755	86	221	307	89	150-1	86	123	30	815	14.8
Hinson	76-58	2489	393-823	.478	273-360	.758	150	338	488	60	281-4	45	149	161	1059	13.9
McCormick	81-79	2817	391-718	.545	251-349	.719	180	431	611	114	270-4	36	153	64	1033	12.8
Toney	52-12	1058	197-437	.451	133-167	.796	16	69	85	188	78-0	18	112	8	549	10.6
Threatt	28-8	668	108-261	.414	42-53	.792	18	39	57	82	76-0	32	47	4	265	9.5
Ruland	5-2	116	19-28	.679	9-12	.750	12	16	28	10	13-0	0	10	4	47	9.4
Wingate	77-9	1612	259-602	.430	149-201	.741	70	86	156	155	169-1	93	128	19	680	8.8
Colter	43-13	849	120-255	.471	49-68	.721	14	52	66	116	61-0	37	38	6	293	6.8
Free	20-2	285	39-123	.317	36-47	.766	5	14	19	30	26-0	5	18	4	116	5.8
Green	19-0	172	25-70	.357	14-19	.737	6	22	28	7	8-0	4	15	2	64	3.4
McNamara	11-1	113	14-30	.467	7-19	.368	17	19	36	2	17-0	1	8	0	35	3.2
Lampley	1-0	16	1-3	.333	1-2	.500	1	4	5	0	0-0	1	1	0	3	3.0
Vranes	58-6	817	59-138	.428	21-45	.467	51	95	146	30	127-0	35	26	25	140	2.4
76ERS	**82**	**19880**	**3335-6792**	**.491**	**1971-2617**	**.753**	**1178**	**2327**	**3505**	**1943**	**1774-15**	**768**	**1519**	**540**	**8729**	**106.5**
OPPONENTS	**82**	**19880**	**3537-7204**	**.491**	**1552-2049**	**.757**	**1214**	**2202**	**3416**	**2202**	**1982-30**	**813**	**1372**	**446**	**8745**	**106.6**

3-PT FG: 76ERS 88-340 (.259), Barkley 21-104 (.202), Erving14-53 (.264), Cheeks 4-17 (.235), Robinson 0-4 (.000), Hinson 0-1 (.000), McCormick 0-4 (.000), Toney 22-67 (.328), Threatt 7-16 (.438), Wingate 13-52 (.250), Colter 4-8 (.500), Free 2-9 (.222), Vranes 1-5 (.200). OPPONENTS 119-416 (.286).

1986-87 GAME-BY-GAME RESULTS

DATE	W/L	76ERS	OPP		TEAM
10/31	W	108	104		Indiana
11/02	L	113	122		Atlanta
11/04	L	121	125	**	at Indiana
11/05	W	107	101		Milwaukee
11/07	W	114	97		San Antonio
11/09	W	125	119		at Portland
11/11	W	121	114		at Seattle
11/13	L	104	112		at Golden State
11/14	L	97	127		at Phoenix
11/16	W	103	90		at L.A. Clippers
11/19	W	98	94		New York
11/21	L	110	120		Detroit
11/23	W	114	104		Houston
11/25	W	102	100		Boston
11/28	W	116	112		Portland
12/03	W	115	110	*	Milwaukee
12/05	L	106	108		at Boston
12/06	W	105	100		New Jersey
12/10	W	122	112		Indiana
12/12	L	90	123		at New Jersey
12/13	L	120	123		at Cleveland
12/16	L	91	103		at Milwaukee
12/17	L	107	110		Cleveland
12/19	W	122	100		Boston
12/20	L	88	98		Detroit
12/22	L	111	114		Utah
12/25	L	97	102		Washington
12/27	W	99	95		at Sacramento
12/28	L	85	111		at L.A. Lakers
12/30	W	111	108		at Denver
01/02	W	104	99		at Utah
01/05	W	108	102		L.A. Clippers
01/07	W	109	102		at Atlanta
01/09	L	84	94		New York
01/10	L	111	117		at Washington
01/13	W	101	94		at Indiana
01/14	W	96	93		Atlanta
01/17	L	89	105		at Chicago
01/19	W	107	104		Phoenix
01/21	W	129	123	*	Seattle
01/25	L	96	111		at Boston
01/27	W	108	103		at New York
01/28	W	109	107		Cleveland
01/30	W	121	112		Chicago
01/31	L	105	106		at Washington
02/03	W	99	94		at Indiana
02/04	W	121	95		at New Jersey
02/10	L	99	104		at Chicago
02/11	L	113	123	*	Detroit
02/14	L	107	125		at Detroit
02/16	W	111	101		at New York
02/18	W	114	103		Golden State
02/20	W	123	91		Sacramento
02/22	L	110	112	*	L.A. Lakers
02/23	L	103	112		at Atlanta
02/26	L	94	96		at San Antonio
02/27	L	110	123		at Dallas
03/01	W	102	97		at Houston
03/04	L	99	102		New York
03/06	W	123	113		Washington
03/07	L	102	114		New Jersey
03/10	W	100	91		at Cleveland
03/11	W	117	108		Chicago
03/14	L	95	98		at Detroit
03/18	W	109	107		Atlanta
03/20	W	116	106		Denver
03/21	W	105	102		at Milwaukee
03/23	L	100	103		Dallas
03/24	L	91	93		at Chicago
03/27	W	110	99		New Jersey
03/29	L	100	118		at Boston
03/31	W	116	105		at Cleveland
04/01	W	108	99		Cleveland
04/03	L	109	113		at New Jersey
04/05	W	106	104	*	Boston
04/06	L	101	108		at New York
04/08	L	92	110		at Atlanta
04/10	W	98	96	*	Chicago
04/13	W	113	105		Washington
04/15	L	95	128		at Milwaukee
04/17	L	111	115		Indiana
04/19	W	108	102		at Washington

** denotes overtime*
*** denotes double-overtime*

1987–88 SEASON STATISTICS

RECORD: 36-46 (.439) **HOME: 27-14** **AWAY: 9-32** **4TH ATLANTIC DIVISION**

PLAYER	G-GS	MIN	FG-FGA	PCT	FT-FTA	PCT	OFF	DEF	TOT	AST	PF-DQ	STL	TO	BLK	PTS	AVG
Barkley	80-80	3170	753-1283	.587	714-951	.751	385	566	951	254	278-6	100	304	103	2264	28.3
Robinson	62-51	2110	483-1041	.464	210-293	.717	116	289	405	131	192-4	79	161	39	1178	19.0
Gminski	47-47	1767	290-652	.445	212-226	.938	163	331	494	84	98-0	36	94	85	792	16.9
Cheeks	79-79	2871	428-865	.495	227-275	.825	59	194	253	635	116-0	167	160	22	1086	13.7
Hinson	29-10	845	123-272	.452	89-124	.718	53	116	169	27	90-3	24	63	68	335	11.6
Wingate	61-22	1419	218-545	.400	99-132	.750	44	57	101	119	125-0	47	104	22	545	8.9
Coleman	43-14	841	110-213	.516	76-101	.752	58	119	177	23	120-1	15	55	25	296	6.9
G. Henderson	69-3	1436	189-439	.431	136-168	.810	26	71	97	218	173-0	67	125	5	581	8.4
McCormick	23-17	601	71-138	.514	37-53	.698	49	95	144	26	75-1	14	35	8	179	7.8
Toney	29-15	522	72-171	.421	58-72	.806	8	39	47	108	35-0	11	50	6	211	7.3
King	72-44	1593	211-540	.391	78-103	.757	71	145	216	109	219-4	39	93	18	517	7.2
D. Henderson	22-1	351	47-116	.405	32-47	.681	11	24	35	34	41-0	12	40	5	126	5.7
Welp	10-0	132	18-31	.581	12-18	.667	11	13	24	5	25-0	5	9	5	48	4.8
Askew	14-2	234	22-74	.297	8-11	.727	6	16	22	33	12-0	10	12	6	52	3.7
McNamara	42-18	581	52-133	.391	48-66	.727	66	91	157	18	67-0	4	26	12	152	3.6
Thornton	41-2	508	59-111	.532	29-47	.617	41	58	99	11	80-1	9	27	3	147	3.6
Colter	12-0	152	15-40	.375	7-9	.778	7	11	18	26	20-0	6	11	0	37	3.1
Vranes	57-5	772	53-121	.438	15-35	.429	45	72	117	36	100-0	27	25	33	121	2.1
76ERS	**82**	**19905**	**3214-6785**	**.474**	**2087-2731**	**.764**	**1219**	**2307**	**3526**	**1897**	**1866-20**	**672**	**1433**	**465**	**8667**	**105.7**
OPPONENTS	**82**	**19905**	**3501-7063**	**.496**	**1640-2163**	**.758**	**1109**	**2225**	**3334**	**2217**	**2118-25**	**718**	**1280**	**441**	**8785**	**107.1**

3-PT FG: 76ERS 152-471 (.323), Barkley 44-157 (.280), Robinson 2-9 (.222), Cheeks 3-22 (.136), Hinson 0-1 (.000), Wingate 10-40 (.250), Coleman 0-1 (.000), G. Henderson 67-159 (.421), Toney 9 -27 (.333), King 17-49 (.347), D. Henderson 0-1 (.000), Thornton 0-2 (.000), Vranes 0-3 (.000). OPPONENTS 143-423 (.338).

1987-88 GAME-BY-GAME RESULTS

DATE	W/L	76ERS	OPP		TEAM
11/06	W	108	95		Indiana
11/07	L	94	104		at Chicago
11/13	L	94	113		Detroit
11/14	L	83	104		at Atlanta
11/18	W	113	109		at Detroit
11/20	W	116	85		Boston
11/21	L	88	101		at Cleveland
11/24	W	108	104		Cleveland
11/27	L	103	109		at Golden State
11/28	L	114	115	*	at Sacramento
11/30	W	106	100		at Utah
12/02	L	85	88		at L.A. Clippers
12/04	W	118	105		Seattle
12/08	W	109	96		at Chicago
12/09	W	94	86		Portland
12/12	L	121	131		Denver
12/16	W	114	102		San Antonio
12/17	W	106	96		at New York
12/19	W	95	90		Dallas
12/20	L	87	124		at Boston
12/22	L	115	118		Boston
12/23	W	110	106		at New Jersey
12/25	L	100	106		Atlanta
12/28	L	101	117		at Phoenix
12/29	L	115	131		at L.A. Lakers
01/01	L	125	127		at Portland
01/02	L	114	116		at Seattle
01/04	W	122	114		Phoenix
01/06	W	116	93		Utah
01/08	W	117	103		L.A. Clippers
01/09	W	126	110		Cleveland
01/12	L	103	106		at Milwaukee
01/13	W	104	95		New Jersey
01/15	W	119	104		New York
01/16	L	96	110		at New York
01/20	L	98	110		Washington
01/24	L	99	131		at Washington
01/25	L	117	118	*	at Washington
01/27	L	109	119	*	Chicago
01/29	W	94	89		Indiana
01/31	L	85	100		at Boston
02/03	W	96	84		Golden State
02/04	L	95	109		at Indiana
02/09	L	110	112		at Atlanta
02/11	W	119	113	*	Milwaukee
02/14	L	105	109		at New Jersey
02/15	L	95	102		at Detroit
02/17	L	107	115		Cleveland
02/19	W	115	100		New Jersey
02/21	L	115	120	*	at Milwaukee
02/22	L	106	119		at Houston
02/24	L	121	123	*	at San Antonio
02/26	L	104	120		at Denver
02/27	L	91	100		at Dallas
02/29	W	102	101		Chicago
03/03	L	93	97		at Chicago
03/04	L	108	110	*	at New York
03/06	W	105	100		at Indiana
03/07	L	104	110		L.A. Lakers
03/11	W	124	118		Sacramento
03/13	W	104	96		Washington
03/15	L	90	104		at Atlanta
03/16	W	115	108		New York
03/18	W	129	109		Indiana
03/19	W	94	89		at Washington
03/22	L	90	102		at New Jersey
03/23	L	102	118		Chicago
03/25	W	97	93		at Boston
03/28	W	108	98		Houston
03/30	W	134	109		Milwaukee
04/01	L	93	105		Atlanta
04/05	L	119	136		New York
04/08	L	86	96		Detroit
04/10	L	108	117		Boston
04/11	W	115	102		at Milwaukee
04/13	W	98	97	*	Washington
04/15	L	101	103	*	Atlanta
04/16	L	92	126		at Indiana
04/19	W	115	102		Milwaukee
04/21	W	104	101		New Jersey
04/23	L	99	104		at Cleveland
04/24	L	118	128		at Detroit

** denotes overtime*

1988–89 SEASON STATISTICS

RECORD: 46-36 (.561) **HOME: 30-11** **AWAY: 16-25** **2ND ATLANTIC DIVISION**

PLAYER	G-GS	MIN	FG-FGA	PCT	FT-FTA	PCT	OFF	DEF	TOT	AST	PF-DQ	STL	TO	BLK	PTS	AVG
Barkley	79-79	3088	700-1208	.579	602-799	.753	403	583	986	325	262-3	126	254	67	2037	25.8
Gminski	82-82	2739	556-1166	.477	297-341	.871	213	556	769	138	142-0	46	129	106	1409	17.2
Anderson	82-12	2618	566-1152	.491	196-229	.856	167	239	406	139	166-1	71	126	23	1330	16.2
Robinson	14-13	416	90-187	.481	32-44	.727	19	56	75	32	37-0	17	34	2	212	15.1
Hawkins	79-79	2577	442-971	.455	241-290	.831	51	174	225	239	184-0	120	158	37	1196	15.1
Cheeks	71-70	2298	336-696	.483	151-195	.774	39	144	183	554	114-0	105	116	17	824	11.6
Smith	36-18	695	105-220	.477	65-93	.699	31	55	86	68	100-3	24	44	15	279	7.8
Henderson	65-0	986	144-348	.414	104-127	.819	17	51	68	140	121-1	42	73	3	425	6.5
Brooks	82-6	1372	156-371	.420	61-69	.884	19	75	94	306	116-0	69	65	3	428	5.2
Coleman	58-11	703	117-241	.485	61-77	.792	49	128	177	17	120-0	10	48	18	295	5.1
Jones	42-34	577	81-179	.453	50-67	.746	24	71	95	33	50-0	16	39	13	212	5.0
Wingate	33-6	372	54-115	.470	27-34	.794	12	25	37	73	43-0	9	35	2	137	4.2
Myers	4-0	40	6-12	.500	2-4	.500	3	7	10	2	3-0	3	4	0	14	3.5
Welp	72-0	843	99-222	.446	48-73	.658	59	134	193	29	176-0	23	42	41	246	3.4
Thornton	54-0	449	47-111	.423	32-60	.533	36	56	92	15	87-0	8	23	7	127	2.4
Rowinski	3-0	7	1-2	.500	1-2	.500	1	2	3	0	0-0	0	0	0	3	1.0
76ERS	**82**	**19780**	**3500-7201**	**.486**	**1970-2504**	**.787**	**1143**	**2356**	**3499**	**2110**	**1721-8**	**689**	**1214**	**354**	**9174**	**111.9**
OPPONENTS	**82**	**19780**	**3658-7296**	**.501**	**1565-2023**	**.774**	**1149**	**2412**	**3561**	**2281**	**1984-26**	**640**	**1269**	**445**	**9051**	**110.4**

3-PT FG: 76ERS 204-646 (.316), Barkley 35-162 (.216), Gminski 0-6 (.000), Anderson 2-11 (.182), Robinson 0-1 (.000), Hawkins 71-166 (.428), Cheeks 1-13 (.077), Smith 4-16 (.250), Henderson 33-107 (.308), Brooks 55-153 (.359), Jones 0-1 (.000), Wingate 2-6 (.333), Welp 0-1 (.000), Thornton 1-3 (.333). OPPONENTS 170-495 (.343).

1988-89 GAME-BY-GAME RESULTS

DATE	W/L	76ERS	OPP		TEAM
11/04	W	129	110		L.A. Clippers
11/05	W	129	115		Boston
11/08	L	109	116		Detroit
11/09	L	103	114		at Milwaukee
11/11	W	107	105		Atlanta
11/15	L	107	120		at Chicago
11/16	W	123	110		Chicago
11/18	W	137	135		New York
11/19	L	122	141		at New York
11/22	W	130	103		at Washington
11/23	W	104	91		Cleveland
11/25	W	123	116		Charlotte
11/26	W	122	114		Indiana
11/28	L	104	109		L.A. Lakers
11/30	W	114	106		Portland
12/01	L	107	109		at Charlotte
12/03	W	107	100		at Indiana
12/07	W	134	109		Denver
12/09	L	107	121		at Boston
12/10	L	100	106		at Detroit
12/13	L	91	109		Milwaukee
12/14	L	96	103		at Atlanta
12/16	W	114	106		at New Jersey
12/17	W	119	107		Utah
12/20	L	102	108		Dallas
12/25	W	125	110		Washington
12/27	L	112	119		at Golden State
12/28	L	123	128		at L.A. Lakers
12/30	L	95	102		at Utah
01/05	L	104	119		at San Antonio
01/07	W	96	95		at Houston
01/09	W	121	103		at Dallas
01/11	W	103	94		New Jersey
01/13	W	114	101		Atlanta
01/15	W	116	109		at Charlotte
01/16	L	122	127	*	Charlotte
01/18	W	115	104		Boston
01/20	L	109	117		at Boston
01/21	L	105	107		at Washington
01/25	W	120	108		Chicago
01/27	W	113	112		Golden State
01/28	W	123	105		at New Jersey
01/31	L	103	118		at Cleveland
02/01	W	114	110	*	Washington
02/03	L	106	124		Detroit
02/08	W	109	102		Seattle
02/14	W	113	108		at Indiana
02/15	W	113	98		Indiana
02/17	L	127	129	*	New Jersey
02/18	L	100	118		at Cleveland
02/22	W	139	108		at Miami
02/24	L	95	120		at Phoenix
02/26	L	115	122		at Denver
02/28	W	123	105		at L.A. Clippers
03/01	W	114	111		at Sacramento
03/03	L	121	129		at Portland
03/04	L	104	118		at Seattle
03/06	L	106	110		Phoenix
03/07	W	90	88		at Chicago
03/09	W	106	96		Sacramento
03/11	L	106	111		Detroit
03/15	W	100	96		New Jersey
03/16	W	121	112		at New York
03/18	L	114	123		at Washington
03/20	L	109	129		New York
03/22	W	100	97		Cleveland
03/24	W	135	122		San Antonio
03/26	L	103	105		at Boston
03/28	W	117	115	*	Boston
03/31	W	114	93		Miami
04/02	W	108	99		Houston
04/04	W	124	113		at New York
04/05	L	93	135		at Atlanta
04/07	W	118	108		at Charlotte
04/08	L	103	113		at Milwaukee
04/11	L	90	92		at Cleveland
04/14	L	115	119		Charlotte
04/16	W	115	112		New York
04/18	W	124	102		Milwaukee
04/20	W	105	92		at New Jersey
04/21	L	91	100		at Detroit
04/23	W	115	106		Washington

** denotes overtime*

1989–90 SEASON STATISTICS

RECORD: 53-29 (.646) **HOME: 34-7** **AWAY: 19-22** **1ST ATLANTIC DIVISION**

PLAYER	G-GS	MIN	FG-FGA	PCT	FT-FTA	PCT	OFF	DEF	TOT	AST	PF-DQ	STL	TO	BLK	PTS	AVG
Barkley	79-79	3085	706-1177	.600	557-744	.749	361	548	909	307	250-2	148	243	50	1989	25.2
Hawkins	82-82	2856	522-1136	.460	387-436	.888	85	219	304	261	217-2	130	185	28	1515	18.5
Dawkins	81-81	2865	465-950	.489	210-244	.861	48	199	247	601	159-1	121	214	9	1162	14.3
Gminski	81-81	2659	458-1002	.457	193-235	.821	196	491	687	128	136-0	43	98	102	1112	13.7
Anderson	78-3	2089	379-841	.451	165-197	.838	81	214	295	143	143-0	72	78	13	926	11.9
Mahorn	75-66	2271	313-630	.497	183-256	.715	167	401	568	98	251-2	44	104	103	811	10.8
Smith	75-7	1405	261-514	.508	130-186	.699	62	110	172	109	198-2	35	85	20	668	8.9
Vincent	17-5	259	45-105	.429	33-37	.892	13	23	36	8	23-0	10	14	2	124	7.3
Brooks	72-1	975	119-276	.431	50-57	.877	15	49	64	207	105-0	47	38	0	319	4.4
Payne	35-4	216	47-108	.435	16-18	.889	11	15	26	10	37-0	7	20	6	114	3.3
Copeland	23-0	110	31-68	.456	11-14	.786	4	6	10	9	12-0	1	19	1	74	3.2
Nimphius	38-1	314	38-91	.418	14-30	.467	22	39	61	6	45-0	4	12	18	90	2.4
Thornton	56-0	592	48-112	.429	26-51	.510	45	88	133	17	105-1	20	35	12	123	2.2
Gaines	9-0	81	4-12	.333	1-4	.250	1	4	5	26	11-0	4	10	0	10	1.1
Lloyd	2-0	10	1-2	.500	0-0	---	0	0	0	0	3-0	0	4	0	2	1.0
Shouse	3-0	18	0-4	.000	0-0	---	0	0	0	2	2-0	1	2	1	0	0.0
76ERS	**82**	**19805**	**3437-7028**	**.489**	**1976-2509**	**.788**	**1111**	**2406**	**3517**	**1932**	**1697-10**	**687**	**1209**	**365**	**9039**	**110.2**
OPPONENTS	**82**	**19805**	**3417-7117**	**.480**	**1584-2054**	**.771**	**1113**	**2356**	**3469**	**2155**	**1945-16**	**636**	**1234**	**380**	**8630**	**105.2**

3-PT FG: 76ERS 189-543 (.348), Barkley 20-92 (.217), Hawkins 84-200 (.420), Dawkins 22-66 (.333), Gminski 3-17 (.176), Anderson 3-21 (.143), Mahorn 2-9 (.222), Smith 16-36 (.444), Vincent 1-1 (1.000), Brooks 31-79 (.392), Payne 4-10 (.400), Copeland 1-5 (.200), Nimphius 0-1 (.000), Thornton 1-3 (.333), Gaines 1-2 (.500), Shouse 0-1 (.000). OPPONENTS 212-573 (.370).

1989-90 GAME-BY-GAME RESULTS

DATE	W/L	76ERS	OPP		TEAM
11/04	L	96	102		Milwaukee
11/08	W	115	91		Miami
11/10	L	118	125	*	at Minnesota
11/11	W	104	96		at Milwaukee
11/14	L	94	96		at Boston
11/15	W	109	96		Charlotte
11/17	W	108	101		San Antonio
11/18	L	103	116		at Orlando
11/22	W	113	103		at Miami
11/24	W	121	108		Washington
11/25	W	111	103		at Indiana
11/29	W	114	84		Cleveland
12/01	L	90	107		at Washington
12/02	L	92	100		at Atlanta
12/05	L	103	110		at New York
12/06	W	121	98		Miami
12/08	W	107	101		Detroit
12/09	L	105	125		at Chicago
12/12	L	82	97		at New Jersey
12/13	W	112	103		Atlanta
12/15	L	88	95		Dallas
12/20	W	118	111		Washington
12/22	W	89	88		at Boston
12/23	W	131	104		Chicago
12/26	L	111	114		at Denver
12/27	L	106	110		at Seattle
12/29	L	95	105		at Sacramento
12/30	W	100	95		at L.A. Clippers
01/03	L	94	103		at San Antonio
01/05	W	104	79		at Dallas
01/06	L	119	124	*	at Houston
01/08	W	120	116		Indiana
01/10	W	113	111		New York
01/12	L	102	113		Cleveland
01/13	W	120	101		at Washington
01/17	W	112	108		Detroit
01/19	W	102	95		at Miami
01/20	W	108	98		New Jersey
01/23	W	103	88		at Cleveland
01/24	W	125	103		Orlando
01/26	W	120	109		Chicago
01/27	W	125	101		Washington
01/31	W	112	108		at Indiana
02/02	W	119	109		Milwaukee
02/04	W	105	102		at Milwaukee
02/05	W	114	89		Utah
02/07	L	112	113		Golden State
02/08	L	99	101		at Orlando
02/14	W	122	112		New Jersey
02/16	W	100	96	*	Seattle
02/18	W	110	109		at Portland
02/19	L	102	115		at Utah
02/21	W	96	95		at Golden State
02/23	L	116	122		at L.A. Lakers
02/24	L	99	126		at Phoenix
02/26	W	129	110		Orlando
03/01	W	105	100		at New York
03/02	L	112	115	*	at Detroit
03/05	W	128	105		L.A. Clippers
03/07	W	110	93		New York
03/09	L	100	104		Portland
03/11	L	105	107		at Boston
03/13	L	102	119		at Cleveland
03/14	W	116	110		L.A. Lakers
03/16	W	119	110		New Jersey
03/17	L	109	114		at Chicago
03/19	W	108	94		at New Jersey
03/21	W	118	97		Miami
03/23	W	115	99		Sacramento
03/24	W	114	112	*	at Washington
03/28	W	122	104		Boston
03/30	W	149	131		Denver
04/01	W	141	112		Phoenix
04/03	W	133	112		Houston
04/06	L	104	114		at New York
04/07	W	112	108		at Atlanta
04/10	L	111	123		Atlanta
04/12	W	110	77		Minnesota
04/14	W	109	102		at Charlotte
04/18	W	124	113		Indiana
04/19	W	107	97		at Detroit
04/22	L	98	118		Boston

** denotes overtime*

1990-91 SEASON STATISTICS

RECORD: 44-38 (.537) **HOME: 29-12** **AWAY: 15-26** **2ND ATLANTIC DIVISION**

PLAYER	G-GS	MIN	FG-FGA	PCT	FT-FTA	PCT	OFF	DEF	TOT	AST	PF-DQ	STL	TO	BLK	PTS	AVG
Barkley	67-67	2498	665-1167	.570	475-658	.722	258	422	680	284	173-2	110	210	33	1849	27.6
Hawkins	80-80	3110	590-1251	.472	479-550	.871	48	262	310	299	182-0	178	213	39	1767	22.1
Gilliam	50-50	1695	292-621	.470	164-201	.816	134	230	364	78	120-1	35	110	32	748	15.0
Dawkins	4-4	124	26-41	.634	10-11	.909	0	16	16	28	4-0	3	8	0	63	15.8
Anderson	82-13	2340	512-1055	.485	165-198	.833	103	264	367	115	163-1	65	100	13	1198	14.6
Green	79-75	2248	334-722	.463	117-141	.830	33	104	137	413	130-0	57	108	6	793	10.0
Gminski	30-29	791	109-284	.384	53-63	.841	71	130	201	33	41-0	16	31	34	272	9.1
Mahorn	80-74	2439	261-559	.467	189-240	.788	151	470	621	118	276-6	79	127	56	711	8.9
Turner	70-1	1407	168-383	.439	64-87	.736	36	116	152	311	124-0	63	95	0	412	5.9
Oliver	73-4	800	111-272	.408	52-71	.732	18	62	80	88	76-0	34	50	4	279	3.8
Payne	47-6	444	68-189	.360	26-29	.897	17	49	66	16	43-0	10	21	6	166	3.5
Williams	52-1	508	72-161	.447	37-56	.661	41	70	111	16	92-1	9	40	6	182	3.5
Farmer	2-0	13	2-7	.286	2-2	1.000	2	3	5	0	0-0	0	1	0	6	3.0
Hoppen	11-0	43	6-12	.500	8-12	.667	4	5	9	0	11-0	1	1	0	20	1.8
Elie	3-0	20	2-7	.286	1-2	.500	0	1	1	1	2-0	0	3	0	6	2.0
Bol	82-6	1522	65-164	.396	24-41	.585	66	284	350	20	184-0	16	63	247	155	1.9
Harris	6-0	41	4-16	.250	2-4	.500	0	1	1	0	5-0	1	3	0	10	1.7
Reid	3-0	37	2-14	.143	0-0	---	2	7	9	4	3-0	1	3	3	4	1.3
76ERS	**82**	**20080**	**3289-6925**	**.475**	**1868-2366**	**.790**	**984**	**2496**	**3480**	**1824**	**1629-11**	**678**	**1230**	**479**	**8641**	**105.4**
OPPONENTS	**82**	**20080**	**3536-7432**	**.476**	**1388-1794**	**.774**	**1156**	**2519**	**3675**	**2220**	**1862-23**	**691**	**1177**	**391**	**8656**	**105.6**

3-PT FG: 76ERS 195-618 (.316), Barkley 44-155 (.284), Hawkins 108-270 (.400), Gilliam 0-2 (.000), Dawkins 1-4 (.250), Anderson 9-43 (.209), Green 8-36 (.222), Gminski 1-8 (.125), Mahorn 0-9 (.000), Turner 12-33 (.364), Oliver 5-18 (.278), Payne 4-18 (.222), Williams 1-2 (.500), Farmer 0-1 (.000), Hoppen 0-1 (.000), Elie 1-2 (.500), Bol 1-14 (.071), Harris 0-2 (.000). OPPONENTS 196-660 (.297).

1990-91 GAME-BY-GAME RESULTS

DATE	W/L	76ERS	OPP		TEAM
11/02	W	124	116		at Chicago
11/03	W	112	110	*	New Jersey
11/07	L	101	104		Dallas
11/08	L	111	141		at Milwaukee
11/10	L	88	104		at Cleveland
11/13	W	108	100		at Indiana
11/14	W	112	104		Atlanta
11/16	W	115	102	*	Washington
11/17	L	79	106		at New York
11/19	W	109	101		Charlotte
11/21	W	101	99		Sacramento
11/23	W	111	105		Cleveland
11/24	W	124	121		at Atlanta
11/27	L	92	98		at New Jersey
11/28	W	116	106		Indiana
11/30	L	94	96		at Detroit
12/01	W	116	110		Boston
12/04	W	109	108	*	Milwaukee
12/07	W	135	126		Denver
12/11	W	119	114		at Orlando
12/12	L	100	108		Houston
12/14	W	95	92		Miami
12/18	W	110	99		L.A. Clippers
12/19	L	105	115		at Boston
12/21	W	126	102		at Miami
12/22	W	106	99		Detroit
12/26	W	106	105	*	at Washington
12/28	L	96	115		at Phoenix
12/30	L	107	115		at L.A. Lakers
01/02	L	99	127		at Seattle
01/04	L	99	102		at Utah
01/05	W	120	104		at Denver
01/07	L	102	111	*	San Antonio
01/09	L	99	107		Chicago
01/11	W	120	105		at Milwaukee
01/12	W	109	99		New Jersey
01/18	L	138	141	*	Golden State
01/19	L	97	112		New York
01/21	L	116	117	*	at New York
01/23	L	109	110		Indiana
01/25	W	116	94		Boston
01/26	L	75	79		at Charlotte
02/01	W	96	89		Phoenix
02/03	L	102	110	**	at Minnesota
02/05	L	98	107		at Detroit
02/06	W	108	100		Washington
02/12	L	106	121		at Portland
02/14	L	81	98		at Sacramento
02/16	L	124	133		at Golden State
02/17	W	114	104		at L.A. Clippers
02/19	W	107	104	*	Seattle
02/22	W	103	96		at Miami
02/23	W	103	90		at New Jersey
02/25	W	92	90		L.A. Lakers
02/27	W	107	103		Atlanta
03/01	W	121	111		Portland
03/03	L	92	95		Utah
03/05	L	99	104		at San Antonio
03/06	W	97	92		at Dallas
03/09	L	80	97		at Houston
03/12	W	133	129	**	at Atlanta
03/13	L	94	102		New York
03/15	W	105	103	*	Miami
03/17	L	105	110		at Boston
03/18	W	99	91		Orlando
03/20	W	107	103		Detroit
03/22	W	95	90		Chicago
03/23	L	99	102		at Washington
03/26	L	95	98	*	at New Jersey
03/28	L	90	94		at Charlotte
03/29	W	124	107		Charlotte
03/31	W	110	101		Cleveland
04/02	L	104	121		Milwaukee
04/03	W	107	104		at Indiana
04/07	W	114	111	*	at Chicago
04/10	W	100	84		New York
04/12	L	85	95		Washington
04/14	L	88	96		Minnesota
04/16	L	99	108	*	at New York
04/18	W	122	97		Boston
04/19	L	100	114		at Miami
04/21	L	110	123		at Cleveland

** denotes overtime*
*** denotes double-overtime*

1991–92 SEASON STATISTICS

RECORD: 35-47 (.427) **HOME: 23-18** **AWAY: 12-29** **5TH ATLANTIC DIVISION**

PLAYER	G-GS	MIN	FG-FGA	PCT	FT-FTA	PCT	OFF	DEF	TOT	AST	PF-DQ	STL	TO	BLK	PTS	AVG
Barkley	75-75	2881	622-1126	.552	454-653	.695	271	559	830	308	196-2	136	235	44	1730	23.1
Hawkins	81-81	3013	521-1127	.462	403-461	.874	53	218	271	248	174-0	157	189	43	1536	19.0
Gilliam	81-81	2771	512-1001	.511	343-425	.807	234	426	660	118	176-1	51	166	85	1367	16.9
Anderson	82-11	2432	469-1008	.465	143-163	.877	96	182	278	135	128-0	86	109	11	1123	13.7
Dawkins	82-82	2815	394-902	.437	164-186	.882	42	185	227	567	158-0	89	183	5	988	12.0
Shackleford	72-62	1399	205-422	.486	63-95	.663	145	270	415	46	205-3	38	62	51	473	6.6
Wiggins	49-0	569	88-229	.384	35-51	.686	43	51	94	22	67-0	20	25	1	211	4.3
Mayes	21-0	215	28-94	.298	20-30	.667	3	12	15	32	32-0	14	28	1	90	4.3
Williams	50-8	646	75-206	.364	56-88	.636	62	83	145	12	110-1	20	44	20	206	4.1
Ruland	13-5	209	20-38	.526	11-16	.688	16	31	47	5	45-0	7	20	4	51	3.9
Grant	55-0	834	99-217	.456	19-22	.864	13	52	65	199	73-0	37	41	2	224	4.1
Payne	49-3	353	65-145	.448	9-13	.692	13	41	54	17	34-0	16	19	8	144	2.9
Oliver	34-0	279	33-100	.330	15-22	.682	10	20	30	20	33-0	10	24	2	81	2.4
Ansley	8-0	32	5-11	.455	5-6	.833	2	2	4	2	6-0	0	3	0	15	1.9
Bol	71-2	1267	49-128	.383	12-26	.462	54	168	222	22	139-1	11	41	205	110	1.5
Hoppen	11-0	40	2-7	.286	5-10	.500	1	9	10	2	6-0	0	3	0	9	0.8
76ERS	**82**	**19755**	**3187-6761**	**.471**	**1757-2267**	**.775**	**1058**	**2309**	**3367**	**1755**	**1582-8**	**692**	**1238**	**482**	**8358**	**101.9**
OPPONENTS	**82**	**19755**	**3449-7145**	**.483**	**1375-1772**	**.776**	**1171**	**2365**	**3536**	**2226**	**1766-11**	**686**	**1184**	**454**	**8462**	**103.2**

3-PT FG: 76ERS 227-680 (.334),Barkley 32-137 (.234), Hawkins 91-229 (.397), Gilliam 0-2 (.000), Anderson 42-127 (.331), Dawkins 36-101 (.356), Shackleford 0-1 (.000), Wiggins 0-1 (.000), Mayes 14-39 (.359), Grant 7-18 (.389), Payne 5-12 (.417), Oliver 0-4 (.000), Bol 0-9 (.000). OPPONENTS 189-615 (.307).

1991-92 GAME-BY-GAME RESULTS

DATE	W/L	76ERS	OPP		TEAM
11/01	L	90	110		at Chicago
11/02	L	115	122		Orlando
11/05	W	107	106		at Washington
11/06	W	107	105		New Jersey
11/08	W	126	116		Golden State
11/11	W	102	99		Milwaukee
11/13	W	121	100		at Orlando
11/15	L	97	122		at Boston
11/16	W	89	86		at Detroit
11/20	W	114	107		Miami
11/22	L	92	99		Atlanta
11/23	L	92	100		at New York
11/26	L	91	95		Cleveland
11/27	L	97	107		at Cleveland
11/29	L	92	95		at Miami
11/30	L	91	93		L.A. Lakers
12/03	L	86	88		at New Jersey
12/06	W	105	102	*	Portland
12/07	W	103	100		Chicago
12/11	L	88	98		Denver
12/13	W	104	95		at Minnesota
12/14	W	104	95		Seattle
12/18	L	105	107		Utah
12/20	W	127	99		Miami
12/21	L	97	110		at Milwaukee
12/23	L	106	114		Charlotte
12/26	W	113	110		at Indiana
12/28	L	95	102		at L.A. Clippers
12/30	L	93	109		at Denver
01/02	L	110	114		at Sacramento
01/04	W	112	93		at Seattle
01/05	L	102	115		at Portland
01/08	W	114	104		Houston
01/10	W	102	90		L.A. Clippers
01/11	L	102	108		at Cleveland
01/14	L	80	103		at Chicago
01/17	L	95	98		at Boston
01/18	W	105	101		at Washington
01/20	W	99	91		Washington
01/22	W	119	109		New York
01/24	W	119	86		Minnesota
01/25	W	115	94		New Jersey
01/28	L	109	110		at Atlanta
01/29	L	90	115		Indiana
01/31	W	112	88		Orlando
02/01	W	126	110		Boston
02/05	L	108	110	*	Cleveland
02/11	W	114	102		at Miami
02/12	L	87	102		New Jersey
02/14	L	99	107		at New Jersey
02/16	L	83	90		Detroit
02/18	W	94	90		at Dallas
02/20	L	101	110		at Houston
02/21	L	90	100		at San Antonio
02/24	W	108	96		Sacramento
02/26	L	89	95		at Orlando
02/27	L	84	136		at Charlotte
02/29	W	101	92		at Washington
03/04	W	107	102		Atlanta
03/06	W	88	86		Dallas
03/08	L	99	103		Chicago
03/09	L	99	111		New York
03/11	W	111	93		Indiana
03/13	L	104	108		Phoenix
03/14	L	105	110		at Milwaukee
03/18	L	85	91		at Detroit
03/19	L	116	123	*	Charlotte
03/22	L	100	108		at Indiana
03/23	W	105	92		San Antonio
03/25	L	94	100		at Utah
03/27	L	113	117		at Phoenix
03/29	L	88	117		at L.A. Lakers
03/30	L	106	124		at Golden State
04/01	W	108	91		Miami
04/04	W	126	121		at Atlanta
04/08	L	71	89		Detroit
04/10	L	99	115		at New York
04/12	L	90	94		Milwaukee
04/14	L	94	99		Boston
04/15	L	99	102		at Orlando
04/17	W	122	112		at Charlotte
04/18	W	111	104		Washington

** denotes overtime*

1992-93 SEASON STATISTICS

RECORD: 26-56 (.317) **HOME: 15-26** **AWAY: 11-30** **6TH ATLANTIC DIVISION**

PLAYER	G-GS	MIN	FG-FGA	PCT	FT-FTA	PCT	OFF	DEF	TOT	AST	PF-DQ	STL	TO	BLK	PTS	AVG
Hawkins	81-81	2977	551-1172	.470	419-487	.860	91	255	346	317	189-0	137	180	30	1643	20.3
Hornacek	79-78	2860	582-1239	.470	250-289	.865	84	258	342	548	203-2	131	222	21	1511	19.1
Weatherspoon	82-82	2654	494-1053	.469	291-408	.713	179	410	589	147	188-1	85	176	67	1280	15.6
Gilliam	80-26	1742	359-774	.464	274-325	.843	136	336	472	116	123-0	37	157	54	992	12.4
Jordan	4-0	106	18-41	.439	8-17	.471	5	14	19	3	14-0	3	12	5	44	11.0
Perry	81-51	2104	287-613	.468	147-207	.710	154	255	409	126	159-0	40	123	91	731	9.0
Dawkins	74-10	1598	258-590	.437	113-142	.796	33	103	136	339	91-0	80	121	4	655	8.9
Anderson	69-0	1263	225-544	.414	72-89	.809	62	122	184	93	75-0	31	63	5	561	8.1
Payne	13-0	154	38-90	.422	4-4	1.000	4	20	24	18	15-0	5	7	2	84	6.5
Wilkins	26-0	192	55-97	.567	48-78	.615	14	26	40	2	34-1	7	17	1	158	6.1
Lang	73-59	1861	149-351	.425	87-114	.763	136	300	436	79	261-4	46	89	141	386	5.3
Shackleford	48-0	568	80-164	.488	31-49	.633	65	140	205	26	92-1	13	36	25	191	4.0
Grant	72-0	996	77-220	.350	20-31	.645	24	43	67	206	73-0	43	54	1	194	2.7
Bol	58-23	855	52-127	.409	12-19	.632	44	149	193	18	87-0	14	50	119	126	2.2
76ERS	**82**	**19930**	**3225-7075**	**.456**	**1776-2259**	**.786**	**1031**	**2431**	**3462**	**2038**	**1604-9**	**672**	**1362**	**566**	**8556**	**104.3**
OPPONENTS	**82**	**19930**	**3666-7548**	**.486**	**1417-1878**	**.755**	**1258**	**2634**	**3892**	**2406**	**1790-13**	**781**	**1290**	**491**	**9029**	**110.1**

3-PT FG: 76ERS 330-941 (.351), Hawkins 122-307 (.397), Hornacek 97-249 (.390), Weatherspoon 1-4 (.250), Gilliam 0-1 (.000), Perry 10-49 (.204), Dawkins 26-84 (.310), Anderson 39-120 (.325), Payne 4-18 (.222), Wilkins 0-2 (.000), Lang 1-5 (.200), Shackleford 0-2 (.000), Grant 20-68 (.294), Bol 10-32 (.313). OPPONENTS 280-782 (.358).

1992-93 GAME-BY-GAME RESULTS

DATE	W/L	76ERS	OPP		TEAM
11/06	L	111	114		New Jersey
11/07	L	85	89		at New York
11/11	L	114	120		at Indiana
11/13	W	126	115		at Boston
11/18	L	110	120		Orlando
11/20	W	129	128	***	Miami
11/21	W	104	95		at New Jersey
11/24	L	119	127		at Charlotte
11/25	L	105	111		Atlanta
11/27	L	111	115		Milwaukee
11/28	L	109	117		Boston
12/02	L	82	98		San Antonio
12/04	L	99	101		Detroit
12/05	L	88	112		at Detroit
12/09	W	115	104		Seattle
12/11	L	110	125		L.A. Clippers
12/12	W	103	96		at Atlanta
12/15	L	107	119		at Orlando
12/16	L	97	115		Cleveland
12/18	L	98	112		Utah
12/19	W	98	96		at Chicago
12/21	W	113	101		Indiana
12/26	L	115	121	*	at Portland
12/27	W	110	106		at L.A. Clippers
12/30	L	110	119		at Utah
01/02	L	98	154		at Sacramento
01/06	W	132	106		New Jersey
01/08	W	119	117		at Washington
01/09	W	104	91		Chicago
01/12	L	93	112		at Indiana
01/13	W	129	122		Golden State
01/15	L	105	110	*	at New Jersey
01/16	W	123	108		Detroit
01/18	W	124	118	*	Orlando
01/20	W	115	112	*	at Miami
01/22	L	91	109		New York
01/23	W	113	104		at Milwaukee
01/26	L	90	98		at New York
01/27	L	125	127	*	Indiana
01/29	W	92	86		Washington
01/30	L	123	149		at Atlanta
02/03	L	118	129		Charlotte
02/05	L	93	105		at Boston
02/08	L	115	120	*	New York
02/10	L	90	98		Houston
02/12	L	122	126		at Denver
02/13	W	119	96		at Dallas
02/16	L	111	149		at Houston
02/18	L	98	103		at San Antonio
02/23	L	89	101		at Detroit
02/24	L	107	132		Atlanta
02/26	W	114	111		Milwaukee
03/01	L	118	131		at Golden State
03/03	L	115	125		at Phoenix
03/05	L	97	101	*	at L.A. Lakers
03/06	L	93	149		at Seattle
03/08	W	92	83		at Minnesota
03/10	L	100	104		Boston
03/12	L	95	101		L.A. Lakers
03/16	L	98	110		at Cleveland
03/17	L	89	94		Washington
03/19	L	87	89		Dallas
03/20	L	86	112		at Milwaukee
03/23	W	88	80		Denver
03/24	L	100	113		Chicago
03/26	L	84	103		Cleveland
03/28	L	100	110		Phoenix
03/30	L	77	91		at New Jersey
03/31	L	103	109		at Boston
04/02	L	91	96		Portland
04/04	W	112	102		Sacramento
04/06	L	90	116		at Orlando
04/07	W	98	90		at Washington
04/09	L	113	122		Charlotte
04/10	L	114	119		at Miami
04/12	L	101	120		at Charlotte
04/15	W	101	85		Orlando
04/18	W	106	79		Minnesota
04/20	L	94	123		at Chicago
04/21	W	107	97		Miami
04/23	L	84	99		New York
04/25	L	103	107		at Cleveland

** denotes overtime*
**** denotes triple-overtime*

1993–94 SEASON STATISTICS

RECORD: 25-57 (.305) **HOME: 15-26** **AWAY: 10-31** **6TH ATLANTIC DIVISION**

PLAYER	G-GS	MIN	FG-FGA	PCT	FT-FTA	PCT	OFF	DEF	TOT	AST	PF-DQ	STL	TO	BLK	PTS	AVG
Weatherspoon	82-82	3147	602-1246	.483	298-430	.693	254	578	832	192	152-0	100	195	116	1506	18.4
Hornacek	53-53	1994	325-715	.455	178-204	.873	41	171	212	315	115-0	95	138	10	880	16.6
J. Malone	27-23	903	187-389	.481	76-94	.809	23	61	84	59	46-0	14	28	0	454	16.8
Barros	81-70	2519	412-878	.469	116-145	.800	28	168	196	424	96-0	107	167	5	1075	13.3
Woolridge	74-1	1955	364-773	.471	208-302	.689	103	195	298	139	186-1	41	142	56	937	12.7
Bradley	49-45	1385	201-491	.409	102-168	.607	98	208	306	98	170-3	45	148	147	504	10.3
Perry	80-68	2336	272-625	.435	102-176	.580	117	287	404	94	154-1	60	80	82	719	9.0
Dawkins	72-12	1343	177-423	.418	84-100	.840	28	95	123	263	74-0	63	111	5	475	6.6
M. Malone	55-0	618	102-232	.440	90-117	.769	106	120	226	34	52-0	11	59	17	294	5.3
Austin	14-0	201	29-66	.439	14-23	.609	25	44	69	17	29-0	5	17	10	72	5.1
Leckner	71-36	1163	139-286	.486	84-130	.646	75	207	282	86	190-2	18	86	34	362	5.1
Graham	70-6	889	122-305	.400	92-110	.836	21	65	86	66	54-0	61	65	4	338	4.8
Green	35-0	332	63-182	.346	13-18	.722	10	24	34	16	21-0	18	27	6	149	4.3
Kidd	68-14	884	100-169	.592	47-86	.547	76	157	233	19	129-0	19	44	23	247	3.6
Edwards	3-0	44	2-18	.111	2-5	.400	5	9	14	4	6-0	3	4	1	6	2.0
Curry	10-0	43	3-14	.214	3-4	.750	0	1	1	1	6-0	1	3	0	9	0.9
Bol	4-0	49	3-7	.429	0-0	---	2	4	6	0	8-0	2	0	9	6	1.5
76ERS	**82**	**19805**	**3103-6819**	**.455**	**1509-2112**	**.714**	**1012**	**2394**	**3406**	**1827**	**1488-7**	**663**	**1368**	**525**	**8033**	**98.0**
OPPONENTS	**82**	**19805**	**3549-7338**	**.484**	**1297-1744**	**.744**	**1202**	**2607**	**3809**	**2357**	**1729-10**	**806**	**1190**	**385**	**8658**	**105.6**

3-PT FG: 76ERS 318-942 (.338), Weatherspoon 4-17 (.235), Hornacek 52-166 (.313), J. Malone 4-6 (.667), Barros 135-354 (.381), Woolridge 1-14 (.071), Bradley 0-3 (.000), Perry 73-200 (.365), Dawkins 37-105 (.352), M. Malone 0-1 (.000), Austin 0-1 (.000), Leckner 0-2 (.000), Graham 2-25 (.080), Green 10-41 (.244), Edwards 0-5 (.000), Curry 0-2 (.000). OPPONENTS 263-795 (.331).

1993-94 GAME-BY-GAME RESULTS

DATE	W/L	76ERS	OPP		TEAM
11/05	W	94	82		Washington
11/06	L	89	114		at Orlando
11/09	L	86	95		at New York
11/10	L	89	91		Boston
11/12	L	93	105		at Washington
11/13	W	98	97		at New Jersey
11/15	L	84	88		Houston
11/17	L	90	92		Atlanta
11/19	W	124	115		Utah
11/21	L	89	103		at Detroit
11/24	W	108	97		at Indiana
11/26	L	88	100		Golden State
11/27	L	79	111		at Atlanta
11/30	L	80	92		Seattle
12/04	L	82	90		San Antonio
12/08	W	95	88	*	Chicago
12/10	L	103	109		Sacramento
12/11	W	99	86		at Milwaukee
12/13	L	107	112		at Boston
12/15	W	101	93		Denver
12/17	W	105	94		L.A. Lakers
12/18	L	90	113		at Miami
12/20	W	121	92		Detroit
12/22	L	90	98		Miami
12/27	L	86	96		at L.A. Clippers
12/28	W	107	90		at Golden State
12/30	L	107	119		at Phoenix
01/02	W	96	80		at Denver
01/04	L	84	107		at San Antonio
01/07	W	103	93		at Dallas
01/08	L	93	100		at Houston
01/10	W	99	94		Boston
01/12	W	117	98		L.A. Clippers
01/14	W	104	102	*	Indiana
01/15	L	67	110		at Cleveland
01/17	L	91	121		at Chicago
01/19	L	103	115		at Charlotte
01/22	L	112	121		Orlando
01/23	W	99	92		at New York
01/26	W	104	90		Dallas
01/28	L	103	108		Phoenix
01/29	W	94	89		Milwaukee
02/02	L	97	105		Cleveland
02/04	L	95	102		Washington
02/05	W	96	94		at Miami
02/07	W	125	117		Charlotte
02/09	L	79	114		New York
02/15	L	105	133		at Seattle
02/16	L	92	94	*	at Sacramento
02/18	L	93	109		at Portland
02/20	L	95	107		at L.A. Lakers
02/21	L	92	119		at Utah
02/23	L	102	106		New Jersey
02/25	L	84	115		Miami
02/26	L	102	118		Atlanta
03/01	L	103	109		Washington
03/03	L	87	95		at Cleveland
03/05	L	83	120		at Miami
03/06	L	99	126		at New Jersey
03/09	L	101	117		Orlando
03/11	L	105	112		at Orlando
03/13	W	114	97		at Washington
03/15	L	87	96		at Minnesota
03/18	L	98	100		Minnesota
03/20	L	101	103		at Milwaukee
03/22	L	91	125		at Charlotte
03/23	L	87	99		Chicago
03/25	L	88	105		Cleveland
03/27	L	122	124	*	at Boston
03/29	L	103	106		at Chicago
04/01	L	100	111		Portland
04/03	L	112	135		Boston
04/06	W	115	114		Milwaukee
04/08	W	100	97		New York
04/09	L	122	127	*	Charlotte
04/12	W	134	107		at Detroit
04/13	L	87	115		Indiana
04/16	L	94	123		at Atlanta
04/19	L	110	115		New Jersey
04/21	L	82	130		at New York
04/22	L	88	133		at Indiana
04/24	W	110	102		Detroit

** denotes overtime*

1994–95 SEASON STATISTICS

RECORD: 24-58 (.293) **HOME: 14-27** **AWAY: 10-31** **6TH ATLANTIC DIVISION**

PLAYER	G-GS	MIN	FG-FGA	PCT	FT-FTA	PCT	OFF	DEF	TOT	AST	PF-DQ	STL	TO	BLK	PTS	AVG
Barros	82-82	3318	571-1165	.490	347-386	.899	27	247	274	619	159-1	149	242	4	1686	20.6
Malone	19-19	660	144-284	.507	51-59	.864	11	44	55	29	35-0	15	29	0	350	18.4
Weatherspoon	76-76	2991	543-1238	.439	283-377	.751	144	382	526	215	195-1	115	191	67	1373	18.1
Burton	53-31	1564	243-606	.401	220-267	.824	49	115	164	96	167-3	32	122	19	812	15.3
Wright	79-49	2044	361-776	.465	182-282	.645	191	281	472	48	246-5	37	151	104	904	11.4
Bradley	82-59	2365	315-693	.455	148-232	.638	243	416	659	53	338-18	54	142	274	778	9.5
Grayer	47-25	1098	163-381	.428	58-83	.699	58	91	149	74	80-1	27	56	4	389	8.3
Williams	77-43	1781	206-434	.475	79-107	.738	173	312	485	59	237-4	71	84	40	491	6.4
Graham	50-7	775	95-223	.426	55-73	.753	19	43	62	66	76-0	29	48	6	251	5.0
Gaines	11-8	280	24-51	.471	5-11	.455	1	17	18	33	23-0	8	14	1	55	5.0
Abdelnaby	3-0	30	1-11	.091	0-0	---	3	5	8	0	2-0	0	5	0	2	0.7
Alston	64-1	1032	120-258	.465	59-120	.492	98	121	219	33	107-1	39	53	35	299	4.7
Daniels	5-0	63	9-27	.333	2-2	1.000	2	5	7	4	8-0	2	8	0	23	4.6
Harmon	10-0	158	21-53	.396	3-6	.500	9	14	23	12	12-0	9	7	0	46	4.6
Ford	5-0	98	9-39	.231	1-2	.500	8	12	20	9	5-0	1	8	0	19	3.8
Tyler	55-8	809	72-189	.381	35-50	.700	13	49	62	174	58-0	36	97	2	195	3.5
Jackson	21-1	257	25-68	.368	16-24	.667	18	24	42	19	33-0	9	17	5	70	3.3
Perry	42-1	446	27-78	.346	22-40	.550	38	51	89	12	51-0	10	21	15	76	1.8
Pritchard	5-0	36	0-3	.000	1-4	.250	0	1	1	11	3-0	0	5	0	1	0.2
76ERS	**82**	**19805**	**2949-6577**	**.448**	**1567-2125**	**.737**	**1105**	**2230**	**3335**	**1566**	**1835-34**	**643**	**1355**	**576**	**7820**	**95.4**
OPPONENTS	**82**	**19805**	**3100-6663**	**.465**	**1569-2057**	**.763**	**1143**	**2317**	**3460**	**1992**	**1859-22**	**712**	**1299**	**422**	**8236**	**100.4**

3-PT FG: 76ERS 355-936 (.379), Barros 197-425 (.464), Malone 11-28 (.393), Weatherspoon 4-21 (.190), Burton 106-275 (.385), Wright 0-8 (.000), Bradley 0-3 (.000), Grayer 5-15 (.333), Williams 0-7 (.000), Graham 6-28 (.214), Gaines 2-15 (.133), Alston 0-4 (.000), Daniels 3-14 (.214), Harmon 1-1 1.000), Ford 0-9 (.000), Tyler 16-51 (.314), Jackson 4-15 (.267), Perry 0-14 (.000), Pritchard 0-3 (.000). OPPONENTS 467-1287 (.363).

1994-95 GAME-BY-GAME RESULTS

DATE	W/L	76ERS	OPP		TEAM
11/04	L	86	91		Milwaukee
11/05	L	107	122		at Orlando
11/07	L	83	98		at Chicago
11/09	W	98	97		Washington
11/11	L	100	107		Dallas
11/12	L	103	116		Orlando
11/15	L	98	99		at Detroit
11/16	W	109	96		Miami
11/18	W	97	83		L.A. Clippers
11/22	L	99	102		at Atlanta
11/25	W	109	71		at Minnesota
11/26	L	99	108		Boston
12/02	W	99	96		Sacramento
12/03	W	83	78		at Cleveland
12/05	L	96	101	*	New York
12/07	W	111	102		at Miami
12/09	L	88	94		Indiana
12/10	L	103	107		at New York
12/13	W	105	90		Miami
12/14	L	96	99		at Milwaukee
12/16	L	80	84		Cleveland
12/17	L	92	97		Detroit
12/20	L	88	91		Utah
12/22	L	91	103		at Charlotte
12/23	W	85	77		at Boston
12/26	W	101	94		at Portland
12/28	L	102	121		at Seattle
12/30	L	82	85		at Sacramento
01/04	L	122	127		at Phoenix
01/05	L	93	95		at L.A. Clippers
01/07	L	90	111		at Utah
01/11	L	77	115		Chicago
01/13	L	101	110		New Jersey
01/14	L	70	91		at Orlando
01/16	L	110	116		Detroit
01/18	W	92	80		at Atlanta
01/20	L	98	102		at Washington
01/21	W	117	113	*	L.A. Lakers
01/24	L	105	116		at Detroit
01/25	L	97	98		Milwaukee
01/27	L	107	108		Phoenix
01/28	L	103	106	*	at Indiana
01/30	L	104	109		Seattle
02/01	W	98	89		Washington
02/03	L	86	106		New York
02/04	W	102	96		at Milwaukee
02/06	L	92	107		Atlanta
02/07	L	84	90		at Cleveland
02/15	L	97	101		Minnesota
02/17	L	83	129		at Orlando
02/18	W	95	89		Denver
02/20	L	85	98		at Golden State
02/22	L	100	112		at L.A. Lakers
02/23	L	75	105		at Denver
02/26	L	99	104		at New York
02/28	W	106	102		at Washington
03/03	W	102	98		at New Jersey
03/04	L	94	106		Chicago
03/08	L	108	115	*	New Jersey
03/10	L	94	100		San Antonio
03/12	L	72	92		Cleveland
03/14	L	107	136		Houston
03/16	L	86	112		at San Antonio
03/17	L	101	103		at Dallas
03/19	L	103	114		at Houston
03/22	W	119	102		Golden State
03/24	L	75	107		Boston
03/25	L	75	84		Indiana
03/29	W	99	81		Charlotte
03/31	W	86	85		Portland
04/01	L	84	91		at Chicago
04/04	L	92	95		at Miami
04/05	L	66	84		at Charlotte
04/07	L	81	91		at Boston
04/08	W	109	99		Orlando
04/11	L	106	110	*	Atlanta
04/13	W	102	94		New Jersey
04/15	W	97	87		at New Jersey
04/17	L	90	101		Charlotte
04/19	L	91	103		at Indiana
04/21	W	113	106		Miami
04/23	L	90	106		at Washington

** denotes overtime*

1995–96 SEASON STATISTICS

RECORD: 18-64 (.220) **HOME: 11-30** **AWAY: 7-34** **7TH ATLANTIC DIVISION**

PLAYER	G-GS	MIN	FG-FGA	PCT	FT-FTA	PCT	OFF	DEF	TOT	AST	PF-DQ	STL	TO	BLK	PTS	AVG
Stackhouse	72-71	2701	452-1091	.414	387-518	.747	90	175	265	278	179-0	76	252	79	1384	19.2
Weatherspoon	78-75	3096	491-1015	.484	318-426	.746	237	516	753	158	214-3	112	179	108	1300	16.7
Maxwell	75-57	2467	410-1052	.390	251-332	.756	39	190	229	330	182-1	96	215	12	1217	16.2
Ruffin	61-23	1551	263-648	.406	148-182	.813	21	111	132	269	132-0	43	149	2	778	12.8
Coleman	11-11	294	48-118	.407	20-32	.625	13	59	72	31	30-0	4	28	10	123	11.2
Wright	46-32	1136	183-384	.477	117-186	.629	124	175	299	27	125-2	24	81	39	483	10.5
Massenburg	30-8	804	114-236	.483	68-92	.739	75	111	186	12	73-0	15	38	11	296	9.9
Bradley	12-11	334	43-97	.443	19-25	.760	34	72	106	8	42-0	8	31	38	105	8.8
Higgins	44-4	916	134-323	.415	35-37	.946	20	72	92	55	90-1	24	49	11	351	8.0
Graham	8-3	128	17-32	.531	15-17	.882	5	10	15	11	16-0	5	17	0	56	7.0
Pinckney	27-23	679	54-102	.529	42-55	.764	74	102	176	22	55-1	33	23	11	150	5.6
Skiles	10-9	236	20-57	.351	8-10	.800	1	15	16	38	21-0	7	16	0	63	6.3
Malone	25-3	407	63-160	.394	24-26	.923	8	24	32	19	19-0	13	19	0	155	6.2
Alston	73-41	1614	198-387	.512	55-112	.491	127	175	302	61	191-1	56	59	52	452	6.2
Dumas	39-14	739	95-203	.468	49-70	.700	42	57	99	44	79-1	42	49	6	241	6.2
Sutton	30-2	465	65-167	.389	20-27	.741	4	31	35	63	56-0	17	45	2	190	6.3
Walters	33-8	523	49-115	.426	36-46	.783	11	37	48	95	49-0	22	34	4	153	4.6
Grant	11-2	280	18-48	.375	5-6	.833	3	18	21	60	28-0	12	15	2	45	4.1
Wilson	6-0	79	10-20	.500	3-4	.750	7	7	14	4	9-0	3	1	0	23	3.8
Williams	13-1	193	15-29	.517	10-12	.833	13	33	46	5	27-0	6	8	7	40	3.1
Brown	9-1	162	9-16	.563	8-17	.471	14	23	37	3	24-1	3	6	2	26	2.9
Perry	8-0	87	8-18	.444	2-3	.667	6	7	13	2	5-0	2	3	3	19	2.4
Thompson	44-11	773	33-83	.398	19-24	.792	62	137	199	26	125-5	19	37	20	85	1.9
Bennett	8-0	66	4-17	.235	3-4	.750	1	4	5	8	6-0	1	7	1	11	1.4
76ERS	**82**	**19730**	**2796-6418**	**.436**	**1662-2263**	**.734**	**1031**	**2161**	**3192**	**1629**	**1777-16**	**643**	**1414**	**420**	**7746**	**94.5**
OPPONENTS	**82**	**19730**	**3284-6796**	**.483**	**1472-1986**	**.741**	**1164**	**2478**	**3642**	**2109**	**1912-17**	**723**	**1288**	**469**	**8566**	**104.5**

3-PT FG: 76ERS 492-1438 (.342), Stackhouse 93-292 (.318), Weatherspoon 0-2 (.000), Maxwell 146-460 (.317), Ruffin 104-284 (.366), Coleman 7-21 (.333), Massenburg 0-3 (.000), Higgins 48-129 (.372), Graham 7-14 (.500), Skiles 15-34 (.441), Malone 5-16 (.313), Alston 1-3 (.333), Dumas 2-9 (.222), Sutton 40-96 (.417), Walters 19-54 (.352), Grant 4-18 (.222), Williams 0-2 (.000), Perry 1-1 (1.000). OPPONENTS 526-1421 (.370).

1995-96 GAME-BY-GAME RESULTS

DATE	W/L	76ERS	OPP		TEAM
11/03	W	105	103		Washington
11/04	L	108	119		at Charlotte
11/07	L	106	109		Sacramento
11/10	W	104	90		Charlotte
11/14	L	107	115		Seattle
11/15	L	95	127		at Washington
11/17	L	82	114		Cleveland
11/18	L	79	95		at New Jersey
11/22	L	106	115		Houston
11/24	L	78	101		at Detroit
11/25	L	89	107		Golden State
11/29	L	81	106		at Atlanta
12/01	L	102	105		at Toronto
12/02	L	85	94		New York
12/05	L	91	108		at Indiana
12/06	W	108	87		Dallas
12/08	L	85	113		at Cleveland
12/09	L	98	124		Boston
12/11	L	91	104		Denver
12/13	L	100	111		at Boston
12/17	W	101	99		at Minnesota
12/20	W	108	104		Utah
12/22	L	94	99		Milwaukee
12/23	L	85	98		New Jersey
12/27	L	90	105		at Phoenix
12/29	L	97	117		at Sacramento
12/30	L	100	108		at Denver
01/02	W	90	89		at L.A. Lakers
01/03	L	111	122		at Golden State
01/05	L	102	103	*	at Vancouver
01/10	L	93	98		Washington
01/12	W	107	80		at New Jersey
01/13	L	93	120		Chicago
01/16	L	104	116		at Chicago
01/17	L	100	111		Milwaukee
01/19	L	77	82		Atlanta
01/21	L	88	118		San Antonio
01/23	L	90	105		at Orlando
01/24	L	88	91		Cleveland
01/26	L	88	100		L.A. Lakers
01/27	L	105	110		at Charlotte
01/29	W	103	92		Vancouver
02/01	L	104	124		at Miami
02/03	L	85	96		Portland
02/07	W	102	101		Indiana
02/13	W	104	101		at Milwaukee
02/14	L	83	102		Detroit
02/16	L	84	116		at New York
02/17	L	82	97		at Cleveland
02/20	L	104	123		at Orlando
02/21	L	57	66		Miami
02/23	L	95	102		at Indiana
02/25	L	101	108		at Miami
02/27	W	121	115		at Dallas
02/29	L	95	109		at Houston
03/02	L	101	115		at San Antonio
03/04	L	97	110		Orlando
03/06	L	90	103		Minnesota
03/08	W	100	92		New York
03/10	L	102	104		L.A. Clippers
03/12	W	118	110		Toronto
03/13	L	100	110		at Boston
03/15	L	102	128		Phoenix
03/16	L	88	94		at New York
03/18	L	94	98		Chicago
03/20	L	84	107		at Utah
03/22	L	93	107		at L.A. Clippers
03/23	L	89	129		at Seattle
03/25	L	71	94		at Portland
03/27	W	103	94		Toronto
03/29	L	95	101		Boston
03/30	L	105	107		at Washington
04/03	L	87	102		Indiana
04/05	L	87	108		Detroit
04/06	W	100	99		at Atlanta
04/08	W	82	79		New Jersey
04/10	L	76	92		at Detroit
04/12	L	82	112		at Chicago
04/14	L	78	94		Charlotte
04/17	W	90	86		Miami
04/19	L	92	112		Orlando
04/21	W	109	105	*	at Toronto

** denotes overtime*

1996–97 SEASON STATISTICS

RECORD: 22-60 (.268) **HOME: 11-30** **AWAY: 11-30** **6TH ATLANTIC DIVISION**

PLAYER	G-GS	MIN	FG-FGA	PCT	FT-FTA	PCT	OFF	DEF	TOT	AST	PF-DQ	STL	TO	BLK	PTS	AVG
Iverson	76-74	3045	625-1504	.416	382-544	.702	115	197	312	567	233-5	157	337	24	1787	23.5
Stackhouse	81-81	3166	533-1308	.407	511-667	.766	156	182	338	253	219-2	93	316	63	1679	20.7
Coleman	57-54	2102	364-836	.435	272-365	.745	157	416	573	193	164-1	50	184	75	1032	18.1
Weatherspoon	82-82	2949	398-811	.491	206-279	.738	219	460	679	140	187-0	74	137	86	1003	12.2
MacLean	37-2	733	163-365	.447	64-97	.660	41	99	140	37	71-0	12	47	10	402	10.9
Davis	75-17	1705	251-535	.469	113-168	.673	138	185	323	135	230-7	85	118	31	639	8.5
Walters	59-16	1041	148-325	.455	49-62	.790	21	86	107	113	75-1	28	61	3	402	6.8
Williams	62-52	1317	162-318	.509	38-55	.691	155	242	397	41	206-5	44	50	41	362	5.8
Harris	54-3	813	112-294	.381	33-47	.702	27	44	71	50	45-0	41	34	3	293	5.4
Overton	61-4	634	81-190	.426	45-48	.938	18	50	68	101	44-0	24	39	0	217	3.6
Courtney	4-0	52	6-14	.429	0-0	---	5	4	9	0	8-1	0	1	0	12	3.0
Hendrickson	29-1	301	32-77	.416	18-26	.692	35	57	92	3	32-1	10	14	4	85	2.9
King	7-0	59	7-17	.412	5-5	1.000	4	10	14	5	7-0	4	3	0	20	2.9
Caldwell	27-0	365	30-57	.526	12-33	.364	38	73	111	7	60-1	8	16	7	72	2.7
Cage	82-24	1247	66-141	.468	19-41	.463	112	208	320	43	118-0	48	17	42	151	1.8
Bradtke	36-0	251	25-58	.431	9-13	.692	26	42	68	7	34-0	5	9	5	59	1.6
76ERS	**82**	**19780**	**3003-6850**	**.438**	**1776-2450**	**.725**	**1267**	**2355**	**3622**	**1695**	**1733-24**	**683**	**1437**	**394**	**8215**	**100.2**
OPPONENTS	**82**	**19780**	**3314-7045**	**.470**	**1565-2134**	**.733**	**1186**	**2453**	**3639**	**2066**	**2008-16**	**822**	**1278**	**494**	**8751**	**106.7**

3-PT FG: 76ERS 433-1356 (.319), Iverson 155-455 (.341), Stackhouse 102-342 (.298), Coleman 32-119 (.269), Weatherspoon 1-6 (.167), MacLean 12-38 (.316), Davis 24-93 (.258), Walters 57-148 (.385), Williams 0-2 (.000), Harris 36-99 (.364), Overton 10-40 (.250), Hendrickson 3-12 (.250), King 1-2 (.500). OPPONENTS 558-1529 (.365).

1996-97 GAME-BY-GAME RESULTS

DATE	W/L	76ERS	OPP		TEAM
11/01	L	103	111		Milwaukee
11/02	L	86	115		at Chicago
11/05	L	81	83		Detroit
11/08	W	115	105		at Boston
11/09	W	112	95		Phoenix
11/12	W	101	97		at New York
11/13	L	98	110		at Toronto
11/15	L	89	105		Cleveland
11/16	W	91	89		at Miami
11/20	L	92	103		Indiana
11/22	L	76	88		at Washington
11/23	W	109	92		New York
11/26	L	88	100		L.A. Lakers
11/29	W	100	91		Orlando
11/30	W	96	90		Vancouver
12/04	L	103	113		at San Antonio
12/05	L	102	106		at Dallas
12/07	L	108	123		at Houston
12/09	L	94	118		Seattle
12/11	L	79	84		Miami
12/13	L	75	84		at Charlotte
12/14	L	81	106		at Atlanta
12/17	L	84	93		Charlotte
12/20	L	103	110		New York
12/21	L	105	111		Chicago
12/26	W	118	89		at Denver
12/28	L	84	110		at Utah
12/29	L	102	115		at L.A. Lakers
01/02	L	82	96		at Seattle
01/03	L	114	122	*	at Golden State
01/05	L	106	107		at Sacramento
01/07	L	88	109		at Orlando
01/08	L	93	111		Dallas
01/10	L	99	120		Houston
01/13	L	96	97	*	Utah
01/15	L	111	128		Golden State
01/17	L	103	105	*	New Jersey
01/19	L	107	111		at Indiana
01/20	L	104	114		Milwaukee
01/22	W	127	125	*	at Boston
01/24	L	92	107		Sacramento
01/25	L	95	104		at Detroit
01/29	W	101	99		Toronto
01/31	L	99	109		Orlando
02/01	W	109	100		at Milwaukee
02/05	W	113	97		San Antonio
02/11	L	94	105		at Cleveland
02/13	L	92	107		at New York
02/15	L	99	125		at Miami
02/16	L	97	112		Denver
02/18	L	83	111		Miami
02/20	W	101	84		L.A. Clippers
02/22	W	97	80		Portland
02/25	L	93	98		at L.A. Clippers
02/26	L	104	111		at Phoenix
02/28	W	104	100		at Vancouver
03/02	L	95	112		at Portland
03/04	L	106	107		Washington
03/06	L	104	117		Atlanta
03/09	W	99	93		at Washington
03/11	L	100	104		at Minnesota
03/12	L	104	108		Chicago
03/14	W	109	95		Minnesota
03/15	L	99	107		Charlotte
03/18	L	105	117		at Toronto
03/19	L	100	111		New York
03/21	W	112	110		New Jersey
03/26	L	105	123		at New Jersey
03/28	W	113	105		Boston
03/30	W	96	92		at Detroit
04/01	W	105	93		at Orlando
04/02	L	90	112		Toronto
04/04	L	103	114		Indiana
04/05	L	113	115		at Charlotte
04/07	L	102	128		at Chicago
04/09	L	101	116		Atlanta
04/11	L	118	126		at Milwaukee
04/12	L	118	125		at Cleveland
04/14	L	110	131		Washington
04/16	W	113	105		at New Jersey
04/18	L	113	119		Boston
04/19	L	104	136		at Atlanta

** denotes overtime*

1997–98 SEASON STATISTICS

RECORD: 31-51 (.378) **HOME: 19-22** **AWAY: 12-29** **7TH ATLANTIC DIVISION**

PLAYER	G-GS	MIN	FG-FGA	PCT	FT-FTA	PCT	OFF	DEF	TOT	AST	PF-DQ	STL	TO	BLK	PTS	AVG
Iverson	80-80	3150	649-1407	.461	390-535	.729	86	210	296	494	200-2	176	244	25	1758	22.0
Coleman	59-58	2135	356-867	.411	302-391	.772	149	438	587	145	144-1	46	157	68	1040	17.6
Stackhouse	22-22	748	128-283	.452	81-101	.802	28	48	76	67	56-1	31	74	21	353	16.0
Smith	30-6	699	121-270	.448	67-85	.788	58	75	133	27	94-0	18	52	13	309	10.3
Jackson	48-47	1788	246-535	.460	126-154	.818	69	158	227	223	112-0	41	145	6	657	13.7
Thomas	77-48	1779	306-684	.447	171-231	.740	107	181	288	90	185-2	54	118	17	845	11.0
Ratliff	58-55	1861	249-486	.512	154-218	.706	175	251	426	42	209-6	38	82	203	652	11.2
Weatherspoon	48-18	1290	141-331	.426	123-174	.707	109	227	336	40	108-1	43	69	52	405	8.4
Shaw	20-2	502	51-139	.367	12-19	.632	17	47	64	88	55-1	14	24	3	121	6.1
Chambers	1-0	10	2-2	1.000	2-2	1.000	0	2	2	0	2-0	2	1	0	6	6.0
Cummings	44-2	656	97-212	.458	39-58	.672	55	93	148	21	102-1	22	17	5	233	5.3
Benjamin	14-0	197	22-41	.537	19-30	.633	18	35	53	3	26-0	4	12	4	63	4.5
McKie	57-31	1341	96-277	.347	22-32	.688	34	129	163	137	117-0	78	52	12	223	3.9
Williams	58-7	801	93-213	.437	51-63	.810	87	124	211	29	132-0	17	30	21	237	4.1
Davis	71-12	906	109-244	.447	64-101	.634	64	94	158	73	95-1	49	91	18	282	4.0
Montross	20-20	337	30-76	.395	7-19	.368	28	64	92	7	61-0	7	15	12	67	3.4
Snow	47-0	844	69-161	.429	44-61	.721	19	58	77	164	99-0	60	51	4	184	3.9
Overton	23-2	277	24-63	.381	14-16	.875	2	12	14	37	34-0	8	23	1	62	2.7
Stewart	15-0	110	12-26	.462	16-25	.640	9	22	31	2	13-0	5	8	2	40	2.7
Walters	19-0	127	11-29	.379	17-17	1.000	3	6	9	21	17-0	5	17	0	42	2.2
Parker	37-0	196	25-63	.397	13-20	.650	8	18	26	19	17-0	11	11	3	72	1.9
Cunningham	1-0	1	0-0	---	0-0	---	0	2	2	0	0-0	0	0	0	0	0.0
76ERS	**82**	**19755**	**2837-6409**	**.443**	**1734-2352**	**.737**	**1125**	**2294**	**3419**	**1729**	**1878-16**	**729**	**1356**	**490**	**7651**	**93.3**
OPPONENTS	**82**	**19755**	**2906-6440**	**.451**	**1651-2262**	**.730**	**1115**	**2341**	**3456**	**1927**	**1904-21**	**766**	**1318**	**508**	**7847**	**95.7**

3-PT FG: 76ERS 243-810 (.300), Iverson 70-235 (.298), Coleman 26-98 (.265), Stackhouse 16-46 (.348), Smith 0-1 (.000), Jackson 39-112 (.348), Thomas 62-171 (.363), Shaw 7-28 (.250), Cummings 0-1 (.000), McKie 9-46 (.196), Williams 0-5 (.000), Davis 0-6 (.000), Snow 2-16 (.125), Overton 0-3 (.000), Walters 3-14 (.214), Parker 9-28 (.321). OPPONENTS 384-1115

1997-98 GAME-BY-GAME RESULTS

DATE	W/L	76ERS	OPP		TEAM
10/31	L	88	103		Milwaukee
11/01	L	74	94		at Chicago
11/05	L	88	93		Atlanta
11/06	L	93	100		at Milwaukee
11/09	L	105	112		Seattle
11/12	W	114	100		at Houston
11/13	W	99	98		at Dallas
11/15	L	101	107		Boston
11/19	W	97	86		Washington
11/22	L	94	108		Orlando
11/26	L	89	95		Cleveland
11/28	W	105	95		L.A. Lakers
11/30	L	89	101		at Indiana
12/03	L	90	94		at Miami
12/05	L	88	107		at New Jersey
12/07	W	93	78		New York
12/08	L	86	95		at Orlando
12/10	L	97	104		Toronto
12/12	W	106	91		Denver
12/13	L	83	95		at New York
12/15	L	83	100		at Boston
12/17	L	90	94		Minnesota
12/19	L	84	91		Miami
12/20	L	78	115		at Detroit
12/22	L	92	96		Detroit
12/27	W	85	78		at Golden State
12/28	L	90	92		at Sacramento
12/30	L	86	96		at Portland
01/01	W	115	104		at Vancouver
01/02	L	73	90		at Seattle
01/04	W	113	107		at L.A. Lakers
01/06	L	95	98	*	at Utah
01/13	W	107	89		Vancouver
01/15	W	106	96		Chicago
01/17	W	112	84		Golden State
01/19	W	98	85		Sacramento
01/21	L	87	92		at Miami
01/23	W	98	87		Portland
01/24	L	92	111		at Cleveland
01/26	L	87	91		at Toronto
01/28	L	90	93	*	Indiana
01/29	L	99	109	*	at Atlanta
01/31	L	86	102		Houston
02/02	L	97	106		Phoenix
02/04	L	84	98		Miami
02/11	W	91	90		Dallas
02/13	L	96	103		at Charlotte
02/14	L	98	105		New Jersey
02/17	W	98	97		Cleveland
02/19	L	77	82		at Indiana
02/21	W	98	89		at New Jersey
02/22	L	92	97		Indiana
02/24	W	85	84		at Phoenix
02/25	L	108	117		at L.A. Clippers
02/27	W	79	78		at Denver
02/28	L	88	100		at San Antonio
03/04	W	87	80		Milwaukee
03/06	W	80	71		New York
03/08	L	91	100		at Washington
03/09	L	78	88		Orlando
03/11	W	88	86		Washington
03/13	W	107	86		Atlanta
03/14	W	93	89		at Milwaukee
03/17	L	96	100		at New York
03/18	W	104	96		at Detroit
03/20	L	79	91		Utah
03/22	L	90	108		at Boston
03/23	L	79	94		Detroit
03/25	L	86	91		New Jersey
03/27	L	85	110		San Antonio
03/29	W	99	94		Boston
03/31	L	93	101		at Charlotte
04/01	W	112	91		at Washington
04/03	W	93	78		L.A. Clippers
04/05	W	116	104		Toronto
04/06	L	92	113		at Orlando
04/08	W	109	101		Charlotte
04/10	L	102	107		at Minnesota
04/11	L	95	106		at Cleveland
04/14	L	94	95		at Atlanta
04/17	L	80	87		Chicago
04/19	W	107	78		at Toronto

** denotes overtime*

1998–99 SEASON STATISTICS

RECORD: 28-22 (.560) **HOME: 17-8** **AWAY: 11-14** **3RD ATLANTIC DIVISION**

PLAYER	G-GS	MIN	FG-FGA	PCT	FT-FTA	PCT	OFF	DEF	TOT	AST	PF-DQ	STL	TO	BLK	PTS	AVG
Iverson	48-48	1990	435-1056	.412	356-474	.751	66	170	236	223	98-0	110	167	7	1284	26.8
Geiger	50-40	1540	266-555	.479	141-177	.797	137	225	362	58	157-2	39	101	40	674	13.5
Ratliff	50-50	1627	197-419	.470	166-229	.725	139	268	407	30	180-8	45	92	149	560	11.2
Hughes	50-1	988	170-414	.411	107-151	.709	83	106	189	77	97-0	44	68	14	455	9.1
Snow	48-48	1716	149-348	.428	110-150	.733	25	137	162	301	149-2	100	111	1	413	8.6
Hill	21-6	587	72-150	.480	35-69	.507	64	89	153	18	77-2	16	35	8	179	8.5
Lynch	43-43	1315	147-349	.421	53-84	.631	110	169	279	76	142-2	85	79	22	356	8.3
McKie	50-4	959	95-237	.401	44-62	.710	27	113	140	100	90-1	63	57	3	240	4.8
Thomas	17-0	188	27-67	.403	19-24	.792	7	26	33	15	21-0	3	15	3	78	4.6
Overton	10-0	37	5-15	.333	0-0	---	0	2	2	4	2-0	1	2	0	10	1.0
Grant	47-10	798	62-168	.369	21-29	.724	36	74	110	23	73-1	20	21	16	146	3.1
Honeycutt	13-0	90	7-27	.259	6-8	.750	3	8	11	3	10-0	4	8	2	25	1.9
Mohammed	26-0	121	15-42	.357	12-21	.571	18	19	37	2	22-0	5	12	4	42	1.6
Parker	2-0	3	1-1	1.000	0-0	---	0	0	0	0	0-0	0	0	0	2	1.0
Mahorn	16-0	127	5-18	.278	3-8	.375	7	16	23	2	22-0	5	6	1	13	0.8
Benjamin	6-0	33	2-7	.286	0-0	---	3	5	8	1	6-0	0	3	0	4	0.7
Shaw	9-0	14	1-8	.125	0-0	---	3	0	3	0	2-0	0	2	0	2	0.2
Williams	2-0	17	0-2	.000	0-0	---	1	1	2	1	4-0	2	2	1	0	0.0
76ERS	**50**	**12150**	**1656-3883**	**.426**	**1073-1486**	**.722**	**729**	**1428**	**2157**	**934**	**1152-18**	**542**	**822**	**271**	**4483**	**89.7**
OPPONENTS	**50**	**12150**	**1599-3784**	**.423**	**941-1288**	**.731**	**619**	**1402**	**2021**	**999**	**1185-13**	**435**	**896**	**263**	**4380**	**87.6**

3-PT FG: 76ERS 98-371 (.264), Iverson 58-199 (.291), Geiger 1-5 (.200), Hughes 8-52 (.154), Snow 5-21 (.238), Lynch 9-23 (.391), McKie 6-31 (.194), Thomas 5-19 (.263), Overton 0-1 (.000), Grant 1-6 (.167), Honeycutt 5-14 (.357). OPPONENTS 241-716 (.337).

1998-99 GAME-BY-GAME RESULTS

DATE	W/L	76ERS	OPP		TEAM
02/05	W	78	66		at Charlotte
02/06	W	95	75		Orlando
02/09	W	90	86		Detroit
02/12	L	94	98		San Antonio
02/14	W	78	70		Atlanta
02/16	L	92	93		Milwaukee
02/18	L	95	99		at Indiana
02/19	L	67	78		New York
02/20	L	69	76		Atlanta
02/22	W	106	97		at Cleveland
02/24	W	94	81		Sacramento
02/25	W	98	80		at Chicago
02/28	W	87	76		at Milwaukee
03/01	W	104	91		at Washington
03/03	W	102	86		Chicago
03/05	L	78	89		Miami
03/07	L	95	103	*	Washington
03/08	L	89	91		at Miami
03/10	W	85	70		Charlotte
03/12	W	100	93	*	New Jersey
03/15	L	73	74		at Orlando
03/17	W	114	110		Indiana
03/19	W	105	90		L.A. Lakers
03/21	L	75	91		at Portland
03/22	L	76	92		at Seattle
03/24	W	95	90	*	at Vancouver
03/26	L	84	90		Boston
03/27	L	99	103	*	at Atlanta
03/30	L	81	91		at Chicago
04/01	W	88	84		at Miami
04/02	L	80	85		Cleveland
04/04	L	82	97		at Toronto
04/06	W	95	87		Milwaukee
04/07	W	96	92		at New Jersey
04/09	W	83	67		at Boston
04/11	L	98	105		at Washington
04/13	L	72	91		at New York
04/14	W	96	78		Toronto
04/16	W	93	83		Indiana
04/18	L	79	86		at New Jersey
04/19	W	72	67		New York
04/21	W	80	78		at Boston
04/22	W	104	96		at Detroit
04/25	W	103	86		Orlando
04/27	W	80	71		Cleveland
04/29	L	70	85		at New York
05/01	W	103	96		Toronto
05/02	L	96	100		at Detroit
05/04	L	110	117	*	at Charlotte
05/05	W	105	100	*	Detroit

** denotes overtime*

1999–2000 SEASON STATISTICS

RECORD: 49-33 (.598) **HOME: 29-12** **AWAY: 20-21** **3RD ATLANTIC DIVISION**

PLAYER	G-GS	MIN	FG-FGA	PCT	FT-FTA	PCT	OFF	DEF	TOT	AST	PF-DQ	STL	TO	BLK	PTS	AVG
Iverson	70-70	2853	729-1733	.421	442-620	.713	71	196	267	328	162-1	144	230	5	1989	28.4
Kukoc	32-8	916	149-340	.438	74-110	.673	38	105	143	141	61-0	33	71	9	398	12.4
Hill	68-65	2155	318-656	.485	179-259	.691	220	405	625	52	243-3	64	124	27	815	12.0
Ratliff	57-56	1795	247-491	.503	182-236	.771	140	295	435	36	185-4	32	108	171	676	11.9
Hughes	50-5	1018	192-461	.416	106-142	.746	52	107	159	75	94-0	54	95	12	501	10.0
Geiger	65-20	1406	260-589	.441	109-140	.779	154	233	387	39	194-1	29	91	22	629	9.7
Lynch	75-75	2416	297-644	.461	113-183	.617	216	366	582	136	231-2	119	120	38	722	9.6
McKie	82-14	1952	244-593	.411	121-146	.829	47	199	246	240	194-3	108	113	18	653	8.0
Snow	82-80	2866	257-597	.430	126-177	.712	42	219	261	624	243-2	140	162	8	651	7.9
Owens	46-7	919	112-258	.434	38-64	.594	63	129	192	59	119-1	26	61	16	271	5.9
MacCulloch	56-6	528	89-161	.553	28-54	.519	48	98	146	13	94-0	11	26	37	206	3.7
Roberts	5-1	51	5-16	.313	0-3	.000	6	9	15	3	15-0	1	2	1	10	2.0
Mohammed	28-3	190	21-54	.389	12-22	.545	16	34	50	2	29-0	4	18	12	54	1.9
Ollie	40-0	290	22-49	.449	28-37	.757	4	27	31	46	27-0	10	10	0	72	1.8
Jones	33-0	138	22-58	.379	11-18	.611	16	22	38	5	10-0	6	14	5	57	1.7
Bowen	42-0	311	26-73	.356	6-12	.500	14	22	36	16	37-0	9	5	5	59	1.4
Lang	3-0	6	1-1	1.000	1-1	1.000	0	0	0	1	1-0	0	0	0	3	1.0
Bowman	11-0	20	2-2	1.000	1-2	.500	0	2	2	1	0-0	1	1	0	5	0.5
76ERS	**82**	**19830**	**2993-6776**	**.442**	**1577-2226**	**.708**	**1147**	**2468**	**3615**	**1817**	**1939-17**	**791**	**1284**	**386**	**7771**	**94.8**
OPPONENTS	**82**	**19830**	**2867-6595**	**.435**	**1510-2001**	**.755**	**1065**	**2501**	**3566**	**1828**	**1977-29**	**631**	**1444**	**531**	**7661**	**93.4**

3-PT FG: 76ERS 208-643 (.323), Iverson 89-261 (.341), Kukoc 26-90 (.289), Hill 0-1 (.000), Hughes 11-51 (.216), Geiger 0-4 (.000), Lynch 15-36 (.417), McKie 44-121 (.364), Snow 11-45 (.244), Owens 9-27 (.333), Roberts 0-1 (.000), Jones 2-4 (.500), Bowen 1-2 (.500). OPPONENTS 417-1172 (.356).

1999-2000 GAME-BY-GAME RESULTS

DATE	W/L	76ERS	OPP		TEAM
11/02	L	76	89		at San Antonio
11/04	L	80	84		at Phoenix
11/05	L	81	91		at L.A. Clippers
11/08	W	117	98		Seattle
11/10	L	105	110		at Orlando
11/12	W	92	86		Chicago
11/14	W	93	90		at Toronto
11/16	W	95	73		at Washington
11/17	L	93	98		Miami
11/19	L	91	97		Portland
11/20	W	100	96		at New Jersey
11/22	L	91	94		San Antonio
11/24	L	93	101		Washington
11/26	W	106	83		Cleveland
11/27	W	82	79		at Milwaukee
11/30	W	74	70		New York
12/01	L	83	90		at Miami
12/03	W	102	100	*	at Cleveland
12/04	W	77	74		Boston
12/06	L	77	94		Denver
12/08	W	83	73		Houston
12/10	L	78	85		at New York
12/11	L	84	106		Charlotte
12/15	W	93	91		Toronto
12/17	W	77	74		Chicago
12/18	L	91	104		at Detroit
12/20	W	122	121	*	Detroit
12/23	L	94	99		at New Jersey
12/26	W	92	86		at Seattle
12/27	W	100	93		at Vancouver
12/29	W	97	94		at Golden State
12/30	L	90	108		at Portland
01/03	W	124	120	*	Milwaukee
01/05	W	113	92		Golden State
01/09	L	112	123		Minnesota
01/14	W	102	100		Orlando
01/15	W	101	98		at Atlanta
01/17	W	101	96		New Jersey
01/19	W	107	89		Atlanta
01/20	L	100	109		at Charlotte
01/22	W	103	97		Indiana
01/26	L	87	93		Phoenix
01/29	L	88	90		at Detroit
01/31	L	80	83		at Denver
02/01	W	101	100		at Dallas
02/03	L	106	109		at Houston
02/06	W	119	108		Sacramento
02/07	L	84	109		at Indiana
02/09	W	92	90		New Jersey
02/15	L	93	95		Charlotte
02/18	W	104	75		Cleveland
02/20	L	84	87		L.A. Lakers
02/23	W	94	78		L.A. Clippers
02/25	W	97	83		at Milwaukee
02/27	L	88	89		at New York
02/29	W	106	87		Dallas
03/02	W	87	84		at Washington
03/04	W	95	84		at Chicago
03/08	W	107	90		Vancouver
03/10	L	77	82		New York
03/12	L	77	93		at Boston
03/14	W	98	97	*	at Cleveland
03/16	L	77	92		at Miami
03/17	W	99	97		Utah
03/19	W	89	85		Orlando
03/20	W	102	96		at Charlotte
03/22	W	106	93		Toronto
03/24	W	117	115	**	Boston
03/26	W	111	101		at Indiana
03/28	W	102	100		at Minnesota
03/29	L	84	98		at Utah
03/31	L	88	100		at L.A. Lakers
04/02	L	95	117		at Sacramento
04/05	W	107	86		Atlanta
04/07	W	102	97		at Boston
04/09	L	80	92		at Orlando
04/10	W	96	80		Miami
04/12	W	93	84		Washington
04/14	W	104	92		at Atlanta
04/15	W	100	94		Detroit
04/17	L	90	92		Indiana
04/18	W	93	89		at Chicago

** denotes overtime*
*** denotes double-overtime*

2000–01 SEASON STATISTICS

RECORD: 56-26 (.683) **HOME: 29-12** **AWAY: 27-14** **1ST ATLANTIC DIVISION**

PLAYER	G-GS	MIN	FG-FGA	PCT	FT-FTA	PCT	OFF	DEF	TOT	AST	PF-DQ	STL	TO	BLK	PTS	AVG
Iverson	71-71	2979	762-1813	.420	585-719	.814	50	223	273	325	147-0	178	237	20	2207	31.1
Ratliff	50-50	1800	228-457	.499	165-217	.760	125	288	413	58	165-3	30	126	187	621	12.4
McKie	76-33	2394	338-714	.473	149-194	.768	33	278	311	377	178-3	106	203	8	878	11.6
Mutombo	26-26	875	100-202	.495	104-137	.759	119	203	322	22	65-0	9	52	66	304	11.7
Snow	50-50	1740	182-435	.418	122-154	.792	27	139	166	369	123-1	77	124	7	491	9.8
McLeod	1-0	15	1-2	.500	0-0	---	1	1	2	0	2-0	0	1	0	2	2.0
Hill	76-75	2363	278-587	.474	172-273	.630	239	448	687	48	242-2	37	127	27	728	9.6
Lynch	82-80	2649	274-616	.445	123-171	.719	200	390	590	139	222-2	99	109	30	686	8.4
Kukoc	48-5	979	151-330	.458	52-88	.591	47	115	162	93	62-0	35	60	6	386	8.0
Geiger	35-4	542	88-224	.393	37-54	.685	50	89	139	14	73-0	12	25	8	213	6.1
Buford	47-0	573	104-241	.432	24-29	.828	16	58	74	17	68-0	17	29	6	248	5.3
Maxwell	24-6	375	42-125	.336	15-22	.682	3	34	37	29	33-0	12	18	0	120	5.0
Jones	65-0	866	122-275	.444	40-53	.755	63	126	189	32	68-0	30	39	15	304	4.7
MacCulloch	63-3	597	109-185	.589	42-66	.636	69	99	168	10	96-0	7	27	19	260	4.1
Mohammed	30-3	196	41-88	.466	14-28	.500	18	37	55	2	40-0	6	9	7	96	3.2
Ollie	51-4	764	71-165	.430	51-70	.729	13	59	72	121	70-0	25	40	1	194	3.8
Bell	5-0	30	2-7	.286	0-0	---	0	1	1	0	1-0	1	2	0	5	1.0
Sanchez	24-0	116	9-21	.429	2-2	1.000	2	12	14	36	18-0	9	3	1	20	0.8
Miller	1-0	2	0-0	---	0-0	---	0	0	0	0	0-0	0	0	0	0	0.0
76ERS	**82**	**19855**	**2902-6487**	**.447**	**1697-2277**	**.745**	**1075**	**2600**	**3675**	**1692**	**1673-11**	**690**	**1292**	**408**	**7763**	**94.7**
OPPONENTS	**82**	**19855**	**2871-6699**	**.429**	**1243-1660**	**.749**	**985**	**2366**	**3351**	**1771**	**1938-20**	**672**	**1261**	**458**	**7412**	**90.4**

3-PT FG: 76ERS 262-803 (.326), Iverson 98-306 (.320), McKie 53-170 (.312), Snow 5-19 (.263), McLeod 0-1 (.000), Hill 0-1 (.000), Lynch 15-57 (.263), Kukoc 32-78 (.410), Geiger 0-2 (.000), Buford 16-38 (.421), Maxwell 21-64 (.328), Jones 20-60 (.333), Ollie 1-3 (.333), Bell 1-3 (.333), Sanchez 0-1 (.000). OPPONENTS 427-1248 (.342).

2000-01 GAME-BY-GAME RESULTS

DATE	W/L	76ERS	OPP		TEAM
10/31	W	101	72		at New York
11/1	W	104	98		Toronto
11/3	W	87	80		at Orlando
11/4	W	84	82		at Miami
11/8	W	103	94		Detroit
11/9	W	84	82		at Minnesota
11/11	W	85	83		Boston
11/15	W	107	98		Cleveland
11/17	W	94	73		Miami
11/20	W	114	90		at Boston
11/22	L	73	88		at Charlotte
11/24	W	76	67		at Atlanta
11/25	L	76	96		at San Antonio
11/29	W	93	87		Washington
12/1	W	95	74		Charlotte
12/2	W	112	78		at Cleveland
12/4	L	98	105		at Denver
12/5	L	85	96		at L.A. Lakers
12/8	W	107	94		at Portland
12/9	W	83	79		at Vancouver
12/11	L	91	96	*	Minnesota
12/13	W	102	82		at Washington
12/15	L	94	112		Dallas
12/16	W	99	91		at Chicago
12/20	L	89	91		Utah
12/22	L	71	91		New York
12/26	W	97	91		at Utah
12/27	W	118	110		at Golden State
12/30	W	107	104	*	at Sacramento
1/3	W	98	80		Atlanta
1/5	W	121	89		Seattle
1/6	W	107	103		at Cleveland
1/9	W	104	87		at New Jersey
1/10	L	75	93		Portland
1/12	W	86	82		at Washington
1/13	W	100	83		San Antonio
1/15	W	84	79		Charlotte
1/17	W	99	88		Chicago
1/19	W	97	86		New Jersey
1/21	L	106	110	*	Toronto
1/23	W	114	98		at Dallas
1/24	W	85	84	*	at Houston
1/26	W	105	89		Detroit
1/28	W	86	81		at Indiana
1/30	L	89	96		at Toronto
2/1	W	87	80		at New York
2/2	L	117	123	**	Orlando
2/4	L	89	96		at New Jersey
2/5	W	99	80		Denver
2/7	L	87	112		Houston
2/13	W	107	104		at Milwaukee
2/14	W	112	97		L.A. Lakers
2/16	W	108	93		L.A. Clippers
2/18	W	104	98		Phoenix
2/21	W	107	91		Vancouver
2/23	W	99	78		at Detroit
2/24	L	85	86		at Charlotte
2/26	L	91	98		Milwaukee
2/28	W	79	69		Miami
3/2	W	107	102		Washington
3/7	W	102	94		New Jersey
3/9	W	108	103		Atlanta
3/11	W	97	91		at Boston
3/14	W	85	67		at Chicago
3/16	L	79	100		Sacramento
3/17	L	78	87		at Milwaukee
3/19	L	89	93		at Seattle
3/20	L	77	88		at L.A. Clippers
3/23	L	71	84		at Phoenix
3/26	W	90	78		Milwaukee
3/28	L	95	96		Orlando
3/30	W	102	89		Golden State
4/1	W	104	93		Indiana
4/3	L	85	100		at Toronto
4/4	W	90	84		at Detroit
4/6	W	96	88		Cleveland
4/9	W	108	95		Boston
4/10	L	81	83		at Miami
4/12	L	77	101		at Orlando
4/15	W	89	82		New York
4/17	W	111	105	*	at Indiana
4/18	L	86	92		Chicago

** denotes overtime*
*** denotes double-overtime*

2001–02 SEASON STATISTICS

RECORD: 43-39 (.524) **HOME: 22-19** **AWAY: 21-20** **4TH ATLANTIC DIVISION**

PLAYER	G-GS	MIN	FG-FGA	PCT	FT-FTA	PCT	OFF	DEF	TOT	AST	PF-DQ	STL	TO	BLK	PTS	AVG
Iverson	60-59	2622	665-1669	.398	475-585	.812	44	225	269	331	102-0	168	237	13	1883	31.4
Coleman	58-58	2080	331-735	.450	185-227	.815	167	342	509	98	158-0	42	119	51	875	15.1
McKie	48-16	1471	220-490	.449	96-122	.787	26	166	192	179	74-0	56	93	14	587	12.2
Snow	61-61	2225	276-624	.442	183-227	.806	33	182	215	400	167-1	95	138	9	738	12.1
Harpring	81-81	2541	386-838	.461	165-222	.743	203	370	573	107	201-1	70	127	5	958	11.8
Mutombo	80-80	2907	321-641	.501	278-364	.764	254	609	863	83	242-2	29	156	190	920	11.5
Claxton	67-18	1528	181-452	.400	114-136	.838	46	114	160	198	145-1	95	95	6	480	7.2
Blount	72-21	1426	115-251	.458	29-45	.644	149	219	368	44	176-1	49	52	26	259	3.6
Bell	74-12	890	103-240	.429	36-48	.750	31	80	111	71	109-0	21	48	4	254	3.4
Bowman	3-0	29	5-7	.714	0-0	--	0	1	1	1	3-0	2	0	0	10	3.3
Cummings	58-1	501	78-187	.417	24-32	.750	14	38	52	60	53-0	18	36	5	192	3.3
Smith	11-0	110	20-42	.476	15-20	.750	6	8	14	5	19-1	4	3	2	55	5
McKey	41-1	784	52-122	.426	10-14	.714	48	79	127	45	90-0	41	22	4	119	2.9
Dalembert	34-0	177	22-50	.440	7-18	.389	25	43	68	5	30-0	6	14	13	51	1.5
Brown	17-0	67	8-21	.381	7-8	.875	2	2	4	2	11-0	1	9	1	23	1.4
James	9-0	41	5-13	.385	2-6	.333	5	2	7	1	5-0	0	3	1	12	1.3
Jones	23-2	126	8-20	.400	10-20	.500	13	23	36	3	35-0	3	11	9	26	1.1
Ruffin	15-0	169	7-26	.269	2-8	.250	23	28	51	5	23-0	5	11	8	16	1.1
Geiger	4-0	36	1-8	.125	1-2	.500	3	3	6	0	2-0	0	2	2	3	0.8
76ERS	**82**	**19730**	**2804-6436**	**.436**	**1639-2104**	**.779**	**1092**	**2534**	**3626**	**1638**	**1645-7**	**705**	**1256**	**363**	**7461**	**91.0**
OPPONENTS	**82**	**19730**	**2771-6500**	**.426**	**1350-1798**	**.751**	**981**	**2348**	**3329**	**1768**	**1827-19**	**654**	**1208**	**458**	**7330**	**89.4**

3-PT FG: 76ERS 214-799 (.299), Iverson 78-268 (.291), Coleman 28-83 (.337), McKie 51-128 (.398), Snow 3-27 (.111), Harpring 21-69 (.304), Claxton 4-33 (.121), Blount 0-1 (.000), Bell 12-44 (.273), Bowman 0-1 (.000), Cummings 12-46 (.261), Smith 0-2 (.000), McKey 5-12 (.417), Brown 0-1 (.000), OPPONENTS 438-1322 (.331).

2001-02 GAME-BY-GAME RESULTS

DATE	W/L	76ERS	OPP		TEAM
10/30	L	74	83		at Minnesota
11/1	L	92	99		Dallas
11/3	L	76	90		at Washington
11/6	L	77	87		Indiana
11/8	L	72	77		at Houston
11/10	W	98	91		at Dallas
11/13	W	82	76		at Miami
11/14	W	100	86		Charlotte
11/16	W	98	78		Atlanta
11/17	W	94	82		at New Jersey
11/21	W	94	89		Detroit
11/23	W	79	68		Cleveland
11/25	L	88	107		at Toronto
11/28	L	87	94		Washington
12/1	W	93	76		at Chicago
12/2	L	87	93		Memphis
12/4	L	84	94		at Sacramento
12/5	L	87	93		at Golden State
12/7	L	76	86		at San Antonio
12/8	L	83	92		at Memphis
12/11	L	87	89		at Atlanta
12/14	L	80	96		Milwaukee
12/15	W	94	91		at Cleveland
12/17	W	99	83		Boston
12/19	L	85	94		Charlotte
12/21	W	94	83		Atlanta
12/25	L	82	88		at L.A. Lakers
12/26	W	100	86		at L.A. Clipper
12/28	L	90	93		at Denver
12/29	L	81	89		at Utah
1/2	W	102	81		at Phoenix
1/4	W	87	77		at Seattle
1/5	L	88	96		at Portland
1/7	W	116	92		L.A. Clippers
1/9	L	91	102		Orlando
1/11	W	101	84		San Antonio
1/15	W	112	106	*	Houston
1/17	W	93	88		at Charlotte
1/19	W	97	89		New York
1/21	L	98	109		Seattle
1/22	W	91	84		at Washington
1/25	W	106	90		at Boston
1/27	W	93	87		L.A. Lakers
1/29	L	71	78		at New York
1/30	W	96	91		Minnesota
2/2	W	86	81		at Milwaukee
2/4	L	93	100		Toronto
2/5	L	82	86		at Detroit
2/7	W	100	93		at Charlotte
2/14	L	91	98		Utah
2/17	L	76	86		at Indiana
2/18	W	110	83		Denver
2/20	W	114	107		Golden State
2/23	L	87	105		at Orlando
2/25	L	83	88		Portland
2/27	W	82	72		Miami
3/1	W	110	102		New Jersey
3/3	W	96	84		at Toronto
3/4	L	94	100		Boston
3/6	W	85	76		Cleveland
3/8	W	109	100		Indiana
3/9	W	112	91		at Atlanta
3/12	W	104	96		at New York
3/13	L	88	92		Sacramento
3/17	L	103	105		Orlando
3/19	W	91	79		at Miami
3/20	L	77	82		Miami
3/22	W	96	91		at Boston
3/24	W	90	82		New York
3/27	L	80	88		New Jersey
3/28	W	99	79		at Chicago
3/30	L	92	102		at New Jersey
3/31	L	70	72		Toronto
4/3	W	89	83	*	Phoenix
4/5	L	88	92		Detroit
4/7	W	89	87		Milwaukee
4/9	W	92	90		at Milwaukee
4/10	L	77	90		at Washington
4/12	W	100	91		Washington
4/14	W	95	89		at Orlando
4/15	L	96	98		Chicago
4/17	L	80	103		at Indiana

** denotes overtime*

2002–03 SEASON STATISTICS

RECORD: 48-34 (.585) **HOME: 25-16** **AWAY: 23-18** **4TH ATLANTIC DIVISION**

PLAYER	G-GS	MIN	FG-FGA	PCT	FT-FTA	PCT	OFF	DEF	TOT	AST	PF-DQ	STL	TO	BLK	PTS	AVG
Iverson	82-82	3485	804-1940	.414	570-736	.774	68	276	344	454	149-2	225	286	13	2262	27.6
Van Horn	74-73	2337	459-952	.482	193-240	.804	159	365	524	93	251-7	63	150	30	1176	15.9
Snow	82-82	3108	361-799	.452	325-379	.858	71	230	301	544	235-2	133	194	11	1054	12.9
Thomas	46-28	1392	178-369	.482	114-152	.750	140	252	392	73	120-2	46	76	22	470	10.2
Coleman	64-35	1742	223-498	.448	134-171	.784	151	299	450	87	171-2	53	96	69	602	9.4
McKie	80-40	2374	286-666	.429	112-134	.836	61	289	350	278	177-2	131	109	9	721	9.0
MacCulloch	42-35	812	123-238	.517	53-79	.671	66	130	196	20	107-0	19	35	32	299	7.1
Buckner	75-5	1514	185-398	.465	65-81	.802	72	144	216	96	203-0	72	62	16	450	6.0
Skinner	77-9	1381	182-331	.550	97-161	.602	136	230	366	19	176-1	47	62	53	461	6.0
Hill	24-18	496	44-109	.404	21-35	.600	56	68	124	9	68-0	15	16	7	109	4.5
Williams	21-2	276	34-80	.425	24-32	.750	12	33	45	26	33-0	12	17	5	92	4.4
Satterfield	17-0	82	4-18	.222	1-2	.500	4	4	8	15	6-0	2	7	0	9	0.5
Long	19-0	131	19-50	.380	1-5	.200	13	27	40	2	22-0	2	9	8	40	2.1
Salmons	64-1	504	48-116	.414	26-35	.743	16	43	59	47	53-1	17	29	6	132	2.1
Rentzias	35-0	144	20-59	.339	8-9	.889	10	16	26	7	21-0	6	4	2	52	1.5
Bryant	11-0	77	5-17	.294	2-2	1.000	7	9	16	1	12-0	1	5	1	12	1.1
76ERS	**82**	**19855**	**2975-6640**	**.448**	**1746-2253**	**.775**	**1042**	**2415**	**3457**	**1771**	**1804-19**	**844**	**1212**	**284**	**7941**	**96.8**
OPPONENTS	**82**	**19855**	**2876-6363**	**.452**	**1547-2035**	**.760**	**908**	**2400**	**3308**	**1809**	**1885-20**	**639**	**1405**	**521**	**7752**	**94.5**

3-PT FG: 76ERS 245-787 (.311), Iverson 84-303 (.277), Van Horn 65-176 (.369), Snow 7-32 (.219), Coleman 22-67 (.328), McKie 37-112 (.330), Buckner 15-55 (.273), Williams 0-2 (.000), Long 1-1 (1.000), Salmons 10-31 (.323), Rentzias 4-8 (.500). OPPONENTS 453-1278 (.354).

2002-03 GAME-BY-GAME RESULTS

DATE	W/L	76ERS	OPP		TEAM
10/29	L	88	95		at Orlando
10/30	W	95	93		Milwaukee
11/01	W	98	86		New York
11/06	W	101	99	*	L.A. Clippers
11/08	W	108	84		Cleveland
11/09	L	105	110	*	at Milwaukee
11/13	L	81	91		at Boston
11/14	W	99	94		San Antonio
11/16	W	93	92		at New York
11/17	W	100	84		Washington
11/19	L	98	99		at New Orleans
11/20	W	95	88		at Memphis
11/22	W	90	80		Toronto
11/24	W	94	84		at Toronto
11/25	W	108	87		New Orleans
11/27	W	83	74		Miami
11/29	W	106	99		at Cleveland
11/30	W	95	94		at Washington
12/04	W	99	93		Boston
12/06	L	93	98		at San Antonio
12/07	L	72	97		at Houston
12/11	L	88	92		Seattle
12/13	L	91	99		Phoenix
12/15	L	97	107		at Indiana
12/16	W	93	71		Denver
12/18	W	99	94		Minnesota
12/20	W	107	104	*	L.A. Lakers
12/21	L	77	79		at Atlanta
12/28	L	69	98		at Utah
12/30	L	98	104		at Golden State
12/31	W	83	75		at L.A. Clippers
01/02	L	78	96		at Phoenix
01/04	L	83	102		at Dallas
01/06	L	104	105	*	Indiana
01/08	L	94	103	*	Detroit
01/10	L	112	114		New York
01/12	L	105	107		Orlando
01/15	W	108	107		New Jersey
01/17	L	95	99		Milwaukee
01/18	W	88	80		at Washington
01/20	L	99	100		Boston
01/22	W	92	83		at Detroit
01/23	L	94	107		Dallas
01/25	W	97	91		at Miami
01/28	W	108	81		at Milwaukee
01/29	L	83	97		Atlanta
01/31	W	104	99		Miami
02/02	L	91	99		at Minnesota
02/05	L	85	111		New Jersey
02/12	W	119	111	*	Chicago
02/14	W	99	98		Orlando
02/16	W	90	83		at New Jersey
02/19	W	110	82		at Chicago
02/21	W	119	99		at Cleveland
02/23	W	116	103		Cleveland
02/26	W	111	107		Memphis
02/28	W	104	83		Utah
03/02	W	100	94		at Denver
03/03	L	99	107		at Sacramento
03/06	W	88	60		at Portland
03/07	W	108	99		at Seattle
03/09	L	92	106		at L.A. Lakers
03/12	W	96	93		Indiana
03/14	W	90	79		Portland
03/16	W	92	87		at New Jersey
03/18	W	103	83		at Miami
03/20	L	85	113		at Detroit
03/21	L	105	114		Atlanta
03/23	W	112	95		at Toronto
03/26	W	91	85		at Indiana
03/28	L	98	102		Golden State
03/29	W	110	89		at Atlanta
03/31	W	118	113	*	at Orlando
04/02	W	108	101		Chicago
04/04	L	79	88		Houston
04/06	L	81	97		Sacramento
04/08	W	91	74		Detroit
04/10	W	99	78		at Boston
04/11	L	103	108		at New York
04/13	L	89	94		New Orleans
04/15	L	106	115		at Chicago
04/16	W	107	87		Washington

** denotes overtime*

2003–04 SEASON STATISTICS

RECORD: 33-49 (.402) **HOME: 21-20** **AWAY: 12-29** **5TH ATLANTIC DIVISION**

PLAYER	G-GS	MIN	FG-FGA	PCT	FT-FTA	PCT	OFF	DEF	TOT	AST	PF-DQ	STL	TO	BLK	PTS	AVG
Iverson	48-47	2040	435-1125	.387	339-455	.745	34	144	178	324	87-0	115	209	5	1266	26.4
Robinson	42-42	1336	275-614	.448	114-137	.832	46	143	189	57	96-1	42	106	9	698	16.6
Thomas	74-72	2699	381-813	.469	243-323	.752	261	489	750	111	219-2	82	172	33	1006	13.6
Snow	82-82	2966	295-715	.413	252-316	.797	62	219	281	563	213-1	97	187	6	844	10.3
Jackson	22-13	598	71-171	.415	64-81	.790	45	81	126	18	45-0	12	24	6	206	9.4
McKie	75-41	2112	265-577	.459	84-111	.757	45	208	253	195	142-1	85	103	23	689	9.2
Coleman	34-30	843	107-259	.413	49-65	.754	45	147	192	46	79-0	23	57	26	271	8.0
Dalembert	82-53	2198	270-499	.541	112-174	.644	194	432	626	21	273-4	44	86	189	652	8.0
Green	53-0	767	143-357	.401	59-81	.728	16	49	65	53	83-0	26	59	5	364	6.9
Salmons	77-24	1603	161-416	.387	71-92	.772	38	158	196	134	122-0	62	77	16	443	5.8
Korver	74-0	882	115-327	.352	19-24	.792	30	81	111	40	102-2	25	41	8	330	4.5
Hamilton	45-0	472	51-95	.537	67-96	.698	49	97	146	13	74-0	8	27	8	169	3.8
Buckner	53-3	703	66-175	.377	20-27	.741	28	75	103	45	77-0	21	34	4	164	3.1
McCaskill	59-3	636	47-117	.402	19-27	.704	48	85	133	20	89-0	12	25	20	113	1.9
76ERS	**82**	**19855**	**2682-6260**	**.428**	**1512-2009**	**.753**	**941**	**2408**	**3349**	**1640**	**1701-11**	**654**	**1307**	**358**	**7215**	**88.0**
OPPONENTS	**82**	**19855**	**2751-6369**	**.432**	**1474-1982**	**.744**	**996**	**2398**	**3394**	**1747**	**1757-21**	**678**	**1245**	**463**	**7419**	**90.5**

3-PT FG: 76ERS 339-992 (.342), Iverson 57-199 (.286), Robinson 34-100 (.340), Thomas 1-5 (.200), Snow 2-18 (.111), Jackson 0-1 (.000), McKie 75-172 (.436), Coleman 8-36 (.222), Dalembert 0-1 (.000), Green 19-61 (.311), Salmons 50-147 (.340), Korver 81-207 (.391), Buckner 12-44 (.273), McCaskill 0-1 (.000). OPPONENTS 443-1329 (.333).

2003-04 GAME-BY-GAME RESULTS

DATE	W/L	76ERS	OPP		TEAM
10/28	W	89	74		Miami
10/31	L	89	100		at Sacramento
11/01	L	90	104		at Golden State
11/03	W	94	83		at Portland
11/05	L	99	106	*	New Orleans
11/07	W	106	85		at Chicago
11/09	L	74	85		Indiana
11/11	W	112	105		at Washington
11/14	W	100	96		San Antonio
11/15	L	88	91	*	at Cleveland
11/17	L	66	74		Houston
11/19	W	81	75		at Toronto
11/21	W	87	85		Boston
11/22	L	88	99		at New York
11/25	L	91	95		at Milwaukee
11/26	W	90	86		Detroit
11/28	L	77	90		at Indiana
11/29	W	98	86		Atlanta
12/02	L	88	95		Toronto
12/04	W	83	82		Chicago
12/05	W	93	90		at Miami
12/09	W	78	76		at Detroit
12/12	L	77	86		Denver
12/14	L	86	94		Utah
12/17	W	87	76		Miami
12/19	L	81	88		Indiana
12/21	L	84	87		at Boston
12/22	W	95	73		Orlando
12/26	L	98	101		at L.A. Clippers
12/28	L	92	100		at Phoenix
12/29	L	97	106		at Utah
12/31	L	72	80		at Houston
01/03	W	83	77		at San Antonio
01/05	L	76	88		Milwaukee
01/07	W	100	80		L.A. Clippers
01/09	W	97	81		New Jersey
01/10	L	87	94		at Washington
01/12	W	87	82		at Orlando
01/14	L	122	125	**	at Dallas
01/17	L	87	91		Memphis
01/19	L	81	90		Seattle
01/21	W	92	86		at New Orleans
01/23	L	93	98		Orlando
01/24	L	87	95		at Cleveland
01/27	L	76	94		New Jersey
01/28	L	84	94		at Toronto
01/30	W	85	82		New Orleans
02/01	L	101	106		at Minnesota
01/23	L	80	93		Toronto
02/05	W	96	73		L.A. Lakers
02/07	L	80	110		Boston
02/08	L	87	99		at New Jersey
02/11	W	113	88		Washington
02/17	L	85	106		at Denver
02/19	W	112	101		at Seatle
02/20	L	88	116		at L.A. Lakers
02/23	L	66	76		Detroit
02/24	L	75	86		at Atlanta
02/28	L	74	81		at Indiana
02/29	W	81	74		Minnesota
03/03	L	77	88		at New York
03/04	L	105	114		Sacramento
03/06	W	97	88		Chiacgo
03/08	W	97	92		Milwaukee
03/09	W	89	81		at Chicago
03/12	W	99	94	**	New York
03/14	L	69	85		at Detroit
03/16	L	79	82		at Memphis
03/17	L	80	104		at New Orleans
03/20	L	69	101		at Miami
03/22	W	107	98		Dallas
03/24	W	99	94		Phoenix
03/26	W	86	71		Cleveland
03/28	L	65	89		at Boston
03/30	W	95	71		Golden State
04/01	L	82	88		Portland
04/03	L	75	86		New York
04/06	W	103	100	*	at Atlanta
04/09	L	80	83		Washington
04/11	L	75	89		at New Jersey
04/12	L	93	107		Indiana
04/14	L	89	95		at Orlando

** denotes overtime*
*** denotes double-overtime*

2004–05 SEASON STATISTICS

RECORD: 43-39 (.524) **HOME: 25-16** **AWAY: 18-23** **2ND ATLANTIC DIVISION**

PLAYER	G-GS	MIN	FG-FGA	PCT	FT-FTA	PCT	OFF	DEF	TOT	AST	PF-DQ	STL	TO	BLK	PTS	AVG
Iverson	75-75	3174	771-1818	.424	656-786	.835	51	248	299	596	140-1	180	344	9	2302	30.7
Webber	21-21	702	143-366	.391	38-49	.776	36	129	165	66	70-3	26	49	19	328	15.6
Jackson	81-23	1976	340-731	.465	289-349	.828	184	222	406	81	171-0	32	131	18	969	12.0
Korver	82-57	2667	317-759	.418	82-96	.854	40	339	379	182	265-2	103	106	33	942	11.5
Thomas	47-43	1344	217-476	.456	95-119	.798	106	202	308	77	151-3	40	83	6	530	11.3
Williamson	48-5	1056	194-417	.465	130-165	.788	73	105	178	43	144-1	26	60	12	518	10.8
Iguodala	82-82	2686	269-546	.493	156-210	.743	89	375	464	246	204-2	138	139	48	741	9.0
Dalembert	72-60	1785	250-477	.524	89-148	.601	187	355	542	35	241-4	46	114	121	589	8.2
Green	57-21	1066	155-423	.366	97-125	.776	22	111	133	100	121-0	34	75	6	437	7.7
Rogers	28-7	485	63-161	.391	20-28	.714	33	71	104	26	69-0	22	20	8	169	6.0
Salmons	58-8	993	85-210	.405	35-48	.729	12	109	121	114	92-1	40	51	13	236	4.1
Davis	42-5	328	42-111	.378	14-17	.824	29	50	79	12	45-0	8	15	4	117	2.8
McKie	68-3	1118	61-142	.430	10-16	.625	20	152	172	103	116-2	48	31	17	152	2.2
Skinner	24-0	246	22-57	.386	5-17	.294	23	39	62	5	29-0	5	13	6	49	2.0
Bradley	2-0	16	4-5	.800	1-2	.500	0	3	3	1	0-0	0	1	0	9	4.5
Brown	8-0	55	2-6	.333	8-10	.800	1	10	11	4	4-0	3	5	1	12	1.5
Ollie	26-0	158	11-31	.355	6-9	.667	3	16	19	19	16-0	5	6	0	28	1.1
Barnes	DID NOT APPER IN ANY GAMES															
76ERS	**82**	**19855**	**2946-6736**	**.437**	**1731-2194**	**.789**	**909**	**2536**	**3445**	**1710**	**1878-19**	**756**	**1274**	**321**	**8128**	**99.1**
OPPONENTS	**82**	**19855**	**2930-6618**	**.443**	**1764-2299**	**.767**	**952**	**2663**	**3615**	**1878**	**1929-15**	**681**	**1394**	**383**	**8189**	**99.9**

3-PT FG: 76ERS 505-1453 (.348). Iverson 104-338 (.308), Webber 4-15 (.267), Jackson 0-2 (.000), Korver 226-558 (.405), Thomas 1-4 (.250), Williamson 0-2 (.000), Iguodala 47-142 (.331), Green 30-105 (.286), Rogers 23-76 (.303), Salmons 31-91 (.341), Davis 19-53 (.358), McKie 20-62 (.323), Skinner 0-1 (.000), Bradley 0-1 (.000), Brown 0-3 (.000). OPPONENTS 565-1560 (.362).

2004-05 GAME-BY-GAME RESULTS

DATE	W/L	76ERS	OPP		TEAM
11/03	W	98	95		at Boston
11/05	L	98	108		Phoenix
11/06	L	91	99		at Detroit
11/09	L	88	96		at New York
11/10	W	108	100	*	New Jersey
11/12	W	106	104	*	Indiana
11/14	W	96	87		Orlando
11/16	L	95	103		Seattle
11/18	L	80	88		San Antonio
11/21	L	83	93		at Miami
11/24	W	110	97		Boston
11/26	W	116	114	*	Washington
11/27	L	99	105		at Orlando
12/01	L	72	105		at San Antonio
12/03	L	86	94		at Memphis
12/04	L	76	77		at Houston
12/06	L	92	96		at Atlanta
12/08	L	84	119		Minnesota
12/10	W	93	88		at Chicago
12/12	W	107	101		Milwaukee
12/14	W	110	102		Denver
12/17	L	107	113	*	New York
12/18	W	116	97		at Milwaukee
12/20	L	101	103		Utah
12/22	W	102	90		at Indiana
12/27	W	111	104		at Portland
12/28	W	114	107		at Seattle
12/31	L	92	97		at Denver
01/02	L	83	89		at L.A. Clippers
01/03	W	112	104		at Golden State
01/05	W	106	99		at Utah
01/07	L	84	89		at Minnesota
01/10	L	100	109		Portland
01/12	L	78	110		at Chicago
01/14	W	106	96		Toronto
01/15	L	95	99		at Detroit
01/17	W	95	91		New Orleans
01/19	W	107	105		at Charlotte
01/22	L	111	115		at Orlando
01/24	W	106	98		Miami
01/26	L	107	117		at Washington
01/28	L	95	99	*	at New Orleans
01/29	W	93	89		at Dallas
01/31	W	89	88		Indiana
02/02	L	95	118		Houston
02/04	W	103	85		Atlanta
02/06	W	106	104		L.A. Clippers
02/07	L	97	107	*	at New Jersey
02/09	L	95	98		Memphis
02/11	W	106	91		at Toronto
02/12	W	112	99		Orlando
02/14	W	106	105		New York
02/16	L	75	93		Detroit
02/24	L	101	113		at New York
02/26	L	99	101		Sacramento
03/01	W	118	111		at Milwaukee
03/02	L	93	99		New Jersey
03/04	W	98	89		Cleveland
03/05	W	89	97		at Atlanta
03/07	L	100	108		at Miami
03/08	L	85	104		Golden State
03/11	W	112	80		Charlotte
03/13	L	110	128		at Toronto
03/15	W	108	91		L.A. Lakers
03/18	W	93	81		at Cleveland
03/19	L	88	94		Chicago
03/23	W	107	84		Detroit
03/25	W	103	101		Toronto
03/27	W	96	89		at L.A. Lakers
03/28	L	109	118		at Sacramento
03/30	L	87	116		at Phoenix
04/01	L	83	100		Dallas
04/03	W	97	93		at Boston
04/06	W	106	103		Charlotte
04/08	W	103	98		Cleveland
04/09	W	112	106		at Washington
04/12	L	98	105		Boston
04/14	W	126	119	*	Miami
04/15	W	90	86		at Indiana
04/17	L	83	104		at New Jersey
04/18	W	122	106		Milwaukee
04/20	W	110	86		Atlanta

** denotes overtime*

2005–06 SEASON STATISTICS

RECORD: 38-44 (.463) **HOME: 23-18** **AWAY: 15-26** **2ND ATLANTIC DIVISION**

PLAYER	G-GS	MIN	FG-FGA	PCT	FT-FTA	PCT	OFF	DEF	TOT	AST	PF-DQ	STL	TO	BLK	PTS	AVG
Iverson	72-72	3103	815-1822	.447	675-829	.814	44	188	232	532	121-0	140	248	10	2377	33.0
Webber	75-75	2893	617-1422	.434	263-348	.756	184	557	741	256	219-1	103	182	62	1518	20.2
Iguodala	82-82	3086	344-688	.500	263-349	.754	117	364	481	255	198-4	135	153	21	1007	12.3
Korver	82-43	2563	327-761	.430	101-119	.849	27	243	270	163	224-1	65	98	26	939	11.5
Salmons	82-24	2059	219-521	.420	155-200	.775	48	172	220	223	178-0	73	125	13	619	7.5
Dalembert	66-52	1761	196-369	.531	93-132	.705	159	382	541	25	244-9	34	107	160	485	7.3
Green	10-2	153	28-66	.424	4-5	.800	1	14	15	5	13-0	2	12	0	70	7.0
Hunter	69-35	1312	175-291	.601	71-138	.514	110	161	271	17	120-0	12	64	76	421	6.1
Nailon	22-0	237	40-80	.500	13-15	.867	23	19	42	7	32-0	8	10	4	93	4.2
Barnes	50-0	538	59-110	.536	29-43	.674	41	56	97	22	92-2	16	24	7	149	3.0
Ollie	70-23	1069	75-174	.431	41-49	.837	13	85	98	101	103-1	33	29	3	192	2.7
Randolph	57-1	487	44-97	.454	43-71	.606	55	78	133	19	83-0	19	21	12	131	2.3
Hamilton	1-0	3	0-1	.000	1-2	.500	0	0	0	0	1-0	1	0	0	1	1.0
Williams	30-0	145	23-52	.442	8-13	.615	3	16	19	10	13-0	5	13	0	56	1.9
Thomas	15-0	124	7-13	.538	8-14	.571	8	23	31	1	32-0	0	7	3	22	1.5
Bradley	46-1	367	32-79	.405	2-3	.667	40	67	107	17	39-0	5	19	7	67	1.5
Gai	2-0	5	0-0	---	0-0	---	0	0	0	0	0-0	0	0	0	0	0.0
76ERS	**82**	**19905**	**3001-6546**	**.458**	**1770-2330**	**.760**	**873**	**2425**	**3298**	**1653**	**1712-18**	**651**	**1159**	**404**	**8147**	**99.4**
OPPONENTS	**82**	**19905**	**3100-6699**	**.463**	**1609-2111**	**.762**	**974**	**2533**	**3507**	**1882**	**1898-23**	**630**	**1269**	**386**	**8307**	**101.3**

3-PT FG: 76ERS 375-1031 (.364), Iverson 72-223 (.323), Webber 21-77 (.273), Iguodala 56-158 (.354), Korver 184-438 (.420), Salmons 26-87 (.299), Dalembert 0-1 (.000), Green 10-19 (.526), Barnes 2-11 (.182), Ollie 1-3 (.333), Williams 2-9 (.222), Bradley 1-5 (.200). OPPONENTS: 498-1420 (.351).

2005-06 GAME-BY-GAME RESULTS

DATE	W/L	76ERS	OPP		TEAM
11/01	L	108	117	*	Milwaukee
11/02	L	88	108		at Detroit
11/04	L	93	110		Charlotte
11/05	W	111	109		at Indiana
11/09	W	112	97		Dallas
11/11	W	85	81		L.A. Lakers
11/13	W	113	108		L.A. Clippers
11/15	W	104	92		Toronto
11/16	W	121	115		at Toronto
11/18	L	96	106		at Miami
11/19	L	120	123		Cleveland
11/21	W	103	91		NO/Okla City
11/23	L	97	108		at Milwaukee
11/26	L	102	105	*	at New York
11/29	W	107	83		Portland
11/30	L	103	110		at Boston
12/02	L	86	88		at NO/Okla. City
12/03	L	91	100		at San Antonio
12/07	L	85	88		Milwaukee
12/09	W	119	115		Charlotte
12/10	W	107	95		at New Jersey
12/12	W	90	89	*	Minnesota
12/14	W	106	101		Atlanta
12/16	L	105	112		Miami
12/18	W	107	80		at Toronto
12/21	W	111	100		Golden State
12/23	L	108	111		at Atlanta
12/27	W	108	106		at Denver
12/28	L	91	95		at Portland
12/31	L	102	108		at Utah
01/03	W	111	98		at Sacramento
01/04	L	85	105		at Phoenix
01/06	L	93	119		at L.A. Lakers
01/09	W	107	98		Seattle
01/11	L	102	110		Utah
01/13	W	125	124	***	Boston
01/16	L	76	104		at Washington
01/18	L	90	101		New Jersey
01/20	W	89	86	*	Memphis
01/22	W	86	84		at Minnesota
01/24	W	109	103		Sacramento
01/26	L	115	119	*	Orlando
01/28	W	91	76		New York
01/29	W	89	81		at Orlando
01/31	L	99	123		Phoenix
02/03	L	80	87		Detroit
02/04	W	100	95		at Cleveland
02/06	L	81	87		Houston
02/08	L	92	100		at Charlotte
02/12	L	97	107		at Washington
02/15	W	103	100	*	San Antonio
02/16	L	84	117		at Chicago
02/22	W	116	107		Cleveland
02/24	W	116	111		at Milwaukee
02/25	W	108	102		Chicago
02/27	L	92	104		at Dallas
03/01	W	106	101		at Houston
03/03	W	119	113		Washington
03/05	L	93	94		Indiana
03/08	L	101	104		at Boston
03/09	L	93	97		Denver
03/12	W	94	91		at Memphis
03/14	L	97	111		Toronto
03/16	L	98	102		at Seattle
03/17	L	89	99		at L.A. Clippers
03/19	L	89	98		at Golden State
03/22	W	115	106		Atlanta
03/24	L	86	102		Orlando
03/26	L	79	92		at Indiana
03/29	L	91	101		Detroit
03/31	W	117	112		at New York
04/02	W	114	95		New York
04/04	L	91	124		at Cleveland
04/05	L	92	99		Chicago
04/07	L	99	109		Boston
04/08	W	89	75		at Chicago
04/10	W	105	97		Washington
04/12	W	116	96		at New Jersey
04/14	L	85	104		at Miami
04/15	L	97	102		at Orlando
04/18	W	91	88		New Jersey
04/19	L	86	96		at Charlotte

** denotes overtime*
*** denotes double-overtime*

2006–07 SEASON STATISTICS

RECORD: 35-47 (.427) **HOME: 21-20** **AWAY: 14-27** **3RD ATLANTIC DIVISION**

PLAYER	G-GS	MIN	FG-FGA	PCT	FT-FTA	PCT	OFF	DEF	TOT	AST	PF-DQ	STL	TO	BLK	PTS	AVG
Iverson	15-15	640	151-366	.413	154-174	.885	7	34	41	109	21-0	33	66	1	468	31.2
Iguodala	76-76	3062	443-991	.447	452-551	.820	77	357	434	432	200-0	152	261	33	1386	18.2
Korver	74-1	2288	372-845	.440	191-209	.914	30	229	259	105	188-1	57	117	20	1067	14.4
Miller	57-56	2144	307-661	.464	160-198	.808	72	176	248	416	126-0	73	152	6	775	13.6
Green	74-36	1842	357-868	.411	74-111	.667	42	116	158	112	144-1	56	106	4	839	11.3
Webber	18-18	544	89-230	.387	18-28	.643	37	112	149	61	36-0	18	33	15	198	11.0
Dalembert	82-82	2535	356-658	.541	167-224	.746	239	494	733	64	287-9	47	161	159	879	10.7
J. Smith	54-11	1355	191-429	.445	115-136	.846	107	253	360	46	125-1	31	63	20	497	9.2
Carney	67-35	1169	182-392	.464	53-87	.609	39	89	128	26	118-0	38	43	23	442	6.6
Hunter	70-41	1605	188-326	.577	74-151	.490	114	221	335	26	137-1	13	65	76	450	6.4
Randolph	13-6	179	23-48	.479	12-22	.545	19	35	54	4	23-0	7	9	10	58	4.5
Williams	61-0	688	93-211	.441	64-92	.696	17	53	70	110	42-0	22	46	1	262	4.3
Ollie	53-23	919	81-187	.433	37-45	.822	8	66	74	130	76-0	21	47	1	199	3.8
Henderson	38-5	418	43-67	.642	33-47	.702	48	59	107	10	62-1	9	12	12	119	3.1
Jones	44-5	336	43-93	.462	23-41	.561	22	35	57	16	59-0	11	18	1	110	2.5
Amundson	10-0	87	6-15	.400	4-10	.400	13	15	28	1	15-0	1	5	8	16	1.6
McFarlin	11-0	41	5-13	.385	5-7	.714	7	4	11	1	8-0	0	1	0	15	1.4
S. Smith	8-0	28	2-8	.250	1-2	.500	1	5	6	0	4-0	1	2	0	5	0.6
76ERS	**82**	**19880**	**2932-6408**	**.458**	**1637-2135**	**.767**	**899**	**2353**	**3252**	**1669**	**1671-14**	**590**	**1258**	**390**	**7785**	**94.9**
OPPONENTS	**82**	**19880**	**3039-6570**	**.463**	**1452-1926**	**.754**	**969**	**2404**	**3373**	**1825**	**1801-6**	**606**	**1280**	**320**	**8033**	**98.0**

3-PT FG: 76ERS 284-823 (.345), Iverson 12-53 (.226), Iguodala 48-155 (.310), Korver 132-307 (.430), Miller 1-19 (.053), Green 51-157 (.325), Webber 2-5 (.400), Dalembert 0-2) (.000), Smith 0-4 (.000), Carney 25-72 (.347), Williams 12-37 (.324), Ollie 0-2 (.000), Jones 1-9 (.111), McFarlin 0-1 (.000). OPPONENTS: 503-1424 (.353).

2006-07 GAME-BY-GAME RESULTS

DATE	W/L	76ERS	OPP		TEAM
11/01	W	88	75		Atlanta
11/03	W	105	103		at Orlando
11/05	W	107	98		Miami
11/07	L	86	97		at Indiana
11/08	L	104	106		at Toronto
11/10	L	101	108		vs. Denver
11/15	W	96	90		at Seattle
11/17	L	94	106		at Phoenix
11/18	L	97	103	*	at L.A. Clippers
11/21	L	87	97		Detroit
11/22	L	94	98		at Milwaukee
11/24	W	123	108		Chicago
11/25	L	95	108		at Cleveland
11/27	L	91	103		at Miami
12/02	L	107	112		at New Jersey
12/03	L	84	95		Minnesota
12/06	L	94	121		at Chicago
12/08	L	98	113		Washington
12/09	L	84	86		at Orlando
12/11	L	79	81		Portland
12/13	L	81	101		Boston
12/15	L	79	93		at Dallas
12/16	L	98	103		at San Antonio
12/20	L	93	101		Indiana
12/22	W	98	93		at Boston
12/23	W	98	77		New York
12/26	L	97	116		at Golden State
12/27	L	76	101		at Sacramento
12/29	W	98	95		at Portland
12/31	L	94	104		at L.A. Lakers
01/02	W	108	97		at Denver
01/03	L	87	98		at Utah
01/05	L	102	104	*	at Minnesota
01/09	L	89	98		Detroit
01/10	L	99	106		at New York
01/12	W	110	97		Milwaukee
01/13	L	83	89		at Charlotte
01/15	L	86	104		Toronto
01/17	L	102	118		at Memphis
01/19	W	98	95	*	Miami
01/21	L	85	99		San Antonio
01/23	W	102	96		N.O./Okla. City
01/24	W	118	115	**	at Cleveland
01/26	L	97	105		Cleveland
01/27	W	104	89		at Atlanta
01/29	L	84	105		at Houston
01/31	W	89	78		at N.O./Okla. City
02/02	L	101	102		Golden State
02/05	W	100	98	*	New Jersey
02/07	W	92	83		Charlotte
02/09	L	89	90		L.A. Clippers
02/11	L	89	106		Dallas
02/14	L	85	92		Washington
02/21	W	104	84		New York
02/23	L	87	102		at Charlotte
02/24	L	90	109		at Milwaukee
02/26	W	89	82		Sacramento
02/28	W	99	94		Phoenix
03/02	W	117	112	*	Memphis
03/04	W	99	86		New Jersey
03/07	W	92	89		Seattle
03/09	W	108	92		L.A. Lakers
03/10	W	100	96		at Indiana
03/13	L	92	104		at Atlanta
03/14	L	87	88		Chicago
03/16	W	89	88		Utah
03/18	L	74	124		Houston
03/20	L	75	96		at Detroit
03/23	W	106	97		Charlotte
03/24	W	93	85		at Miami
03/28	L	108	111		at Washington
03/30	W	88	82		Boston
03/31	L	82	86		at New Jersey
04/04	W	92	90		at New York
04/06	L	85	94		Toronto
04/08	W	109	104	*	Atlanta
04/10	W	90	86		Indiana
04/11	W	102	94		at Boston
04/14	L	87	104		Orlando
04/15	W	102	91		at Detroit
04/17	L	92	98		Cleveland
04/18	W	122	119		at Toronto

** denotes overtime*
*** denotes double-overtime*

YEAR-BY-YEAR

2007-08 SEASON STATISTICS

RECORD: 40-42 (.488) **HOME: 22-19** **AWAY: 18-23** **3RD ATLANTIC DIVISION**

PLAYER	G-GS	MIN	FG-FGA	PCT	FT-FTA	PCT	OFF	DEF	TOT	AST	PF-DQ	STL	TO	BLK	PTS	AVG
Iguodala	82-82	3242	582-1277	.456	365-506	.721	85	361	446	391	187 -1	171	214	49	1630	19.9
Miller	82-82	3016	569-1156	.492	257-333	.772	95	229	324	565	181-0	105	206	6	1398	17.0
Green	74-74	1970	379-870	.436	112-148	.757	32	150	182	151	119-0	54	109	22	921	12.4
Williams	80-0	1862	319-752	.424	227-290	.783	41	126	167	253	130-0	81	125	13	920	11.5
Dalembert	82-82	2724	339-661	.513	186-263	.707	304	545	849	45	269-3	40	155	192	864	10.5
Korver	25-0	657	90-227	.396	31-34	.912	12	61	73	33	67-1	20	28	6	249	10.0
Young	74-22	1554	264-490	.539	76-103	.738	120	192	312	58	126-1	73	64	8	610	8.2
Carney	70-6	1039	158-392	.403	55-81	.679	50	99	149	32	96-0	39	34	23	409	5.8
Evans	81-61	1879	152-346	.439	120-257	.467	224	387	611	65	213-0	86	108	8	425	5.2
Smith	76-1	1107	141-310	.455	54-82	.659	77	153	230	20	142-1	22	48	50	340	4.5
Giricek	12-0	110	13-41	.317	6-8	.750	1	13	14	11	9-0	3	8	1	37	3.1
Ollie	40-0	300	29-69	.420	12-15	.800	4	15	19	38	28-0	10	5	0	70	1.8
Amundson	16-0	64	8-16	.500	2-7	.286	7	5	12	0	13-0	1	2	1	18	1.1
Randolph	9-0	27	4-14	.286	0-0	---	9	2	11	3	5-0	1	2	3	8	0.9
Booth	31-0	204	9-27	.333	6-10	.600	6	32	38	8	35-0	6	4	18	24	0.8
76ERS	**82**	**19755**	**3056-6648**	**.460**	**1509-2137**	**.706**	**1067**	**2370**	**3437**	**1673**	**1620-7**	**712**	**1172**	**400**	**7923**	**96.6**
OPPONENTS	**82**	**19755**	**3000-6504**	**.461**	**1332-1726**	**.772**	**923**	**2293**	**3216**	**1903**	**1708-4**	**550**	**1289**	**420**	**7889**	**96.2**

3-PT FG: 76ERS 302-952 (.317), Iguodala 101-307 (.329), Miller 3-34 (.088), Green 51-179 (.285), Williams 55-153 (.359), Dalembert 0-1 (.000), Korver 38-108 (.352), Young 6-19 (.316), Carney 38-120 (.317), Evans 1-1 (1.000), Smith 4-14 (.286), Giricek 515 (.333), Ollie 0-1 (.000).
OPPONENTS: 557-1549 (.360).

2007-08 GAME-BY-GAME RESULTS

DATE	W/L	76ERS	OPP		TEAM
10/31	L	97	106		at Toronto
11/02	W	96	85		at Chicago
11/03	L	88	93		New Jersey
11/07	W	94	63		Charlotte
11/09	L	103	105		Toronto
11/11	L	72	93		New Orleans
11/13	L	84	99		at Dallas
11/14	L	76	95		at New Orleans
11/16	W	92	88		Portland
11/20	L	101	116		at Washington
11/23	L	78	83		at Detroit
11/24	L	98	100	*	Golden State
11/27	W	114	99		at Milwaukee
11/28	L	95	106		Utah
11/30	W	85	84		Washington
12/01	L	92	94	*	at New Jersey
12/03	L	79	88		Atlanta
12/05	L	103	113		Boston
12/07	W	101	90		New York
12/08	W	105	77		at New York
12/10	W	100	88		Houston
12/12	W	98	94		Minnesota
12/14	L	99	109		Sacramento
12/15	W	92	86		at Cleveland
12/19	L	85	102		at Indiana
12/21	L	101	106		L.A. Lakers
12/22	W	99	97		at Memphis
12/26	W	96	85		Miami
12/28	W	92	80		at Sacramento
12/30	L	72	97		at Portland
12/31	W	98	90		at Seattle
01/02	L	107	110		at Utah
01/04	L	93	124		at L.A. Lakers
01/06	L	96	109		at Denver
01/08	L	83	87		Milwaukee
01/09	L	96	109		at Toronto
01/11	L	97	100		Chicago
01/14	L	82	89		at San Antonio
01/15	W	111	107		at Houston
01/18	L	89	116		at Boston
01/19	W	99	95		Toronto
01/21	L	103	110		Indiana
01/23	L	78	86		Detroit
01/25	L	81	89		at New York
01/26	W	103	96		at Charlotte
01/30	W	112	69		Milwaukee
02/01	L	106	108		Orlando
02/04	L	91	96		at Atlanta
02/05	W	101	96		Washington
02/07	W	101	84		Miami
02/09	W	101	80		L.A. Clippers
02/11	W	84	76		Dallas
02/13	W	102	88		Memphis
02/19	L	88	104		at Minnesota
02/20	W	124	84		New York
02/22	L	99	115		at Orlando
02/23	W	101	96	*	at Miami
02/27	W	101	89		Orlando
02/29	L	97	119		at Golden State
03/01	W	119	114		at Phoenix
03/03	W	106	80		at L.A. Clippers
03/07	W	117	83		Seattle
03/09	W	119	97		at Milwaukee
03/10	L	86	100		Boston
03/12	W	83	82		at Detroit
03/14	W	110	106		at Chicago
03/15	W	103	96		San Antonio
03/19	W	115	113		Denver
03/21	L	95	113		at Orlando
03/22	W	91	87		New Jersey
03/24	W	95	90		at Boston
03/26	W	121	99		Chicago
03/28	L	93	107		Phoenix
03/30	L	88	91		at Cleveland
04/01	W	108	99		at New Jersey
04/04	W	109	104		at Atlanta
04/05	L	85	92		Atlanta
04/09	W	101	94		Detroit
04/11	L	76	85		Indiana
04/12	L	93	109		at Washington
04/14	L	90	91		Cleveland
04/16	L	109	115		at Charlotte

* denotes overtime

2008-09 SEASON STATISTICS

RECORD: 41-41 (.500) **HOME: 24-17** **AWAY: 17-24** **2ND ATLANTIC DIVISION**

PLAYER	G-GS	MIN	FG-FGA	PCT	FT-FTA	PCT	OFF	DEF	TOT	AST	PF-DQ	STL	TO	BLK	PTS	AVG
Iguodala	82-82	3269	542-1147	.473	377-521	.724	92	379	471	434	152-1	131	222	36	1541	18.8
Miller	82-82	2976	492-1041	.473	338-409	.826	123	245	368	534	196-1	109	199	14	1337	16.3
Young	75-71	2577	475-960	.495	139-189	.735	139	238	377	86	165-0	100	118	23	1145	15.3
Brand	29-23	920	163-365	.447	73-108	.676	77	177	254	37	78-1	17	68	45	399	13.8
Williams	81-0	1919	336-844	.398	304-385	.790	36	129	165	242	128-0	85	151	14	1039	12.8
Green	81-60	1828	286-658	.435	62-85	.729	29	97	126	158	154-0	53	64	13	685	8.5
Speights	79- 2	1263	252-502	.502	102-132	.773	123	170	293	30	181-0	27	46	56	608	7.7
Dalembert	82-82	2036	216-434	.498	91-124	.734	214	487	701	18	248-2	33	117	146	523	6.4
Marshall	25-0	189	33-73	.452	3-6	.500	6	34	40	15	24-0	4	6	5	94	3.8
Evans	79-7	1140	79-178	.444	104-175	.594	135	226	361	26	161-0	41	69	8	262	3.3
Ivey	71-0	861	69-208	.332	34-43	.791	19	57	76	43	76-0	36	23	7	211	3.0
Rush	25-1	199	20-58	.345	4-4	1.000	0	15	15	15	10-0	5	10	1	54	2.2
Ratliff	46-0	579	34-64	.531	21-35	.600	46	82	128	9	77-0	17	14	47	89	1.9
76ERS	**82**	**19755**	**2997-6532**	**.459**	**1652-2216**	**.745**	**1039**	**2336**	**3375**	**1647**	**1650-5**	**658**	**1157**	**415**	**7987**	**97.4**
OPPONENTS	**82**	**19755**	**2997-6489**	**.462**	**1402-1792**	**.782**	**935**	**2285**	**3220**	**1799**	**1786-10**	**575**	**1278**	**400**	**7981**	**97.3**

3-PT FG: 76ERS 341-1072 (.318), Iguodala 80-261 (.307), Miller 15-53 (.283), Young 56-164 (.341), Williams 63-220 (.286), 51-161 (.317), Speights 2-8 (.250), Dalembert 0-2 (.000), Marshall 25-55 (.455), Evans 0-1 (.000), Ivey 39-114 (.342), Rush 10-33 (.303).
OPPONENTS: 585-1595 (.367).

2008-09 GAME-BY-GAME RESULTS

DATE	W/L	76ERS	OPP		TEAM
10/29	L	84	95		Toronto
10/31	W	116	87		New York
11/01	L	88	95		at Atlanta
11/03	W	125	91		Sacramento
11/05	L	83	106		at Miami
11/06	L	88	98		at Orlando
11/11	L	80	93		Utah
11/12	W	106	96		at Toronto
11/14	W	94	92		at Indiana
11/15	W	110	85		Oklahoma City
11/19	L	96	102		at Minnesota
11/21	W	89	88		L.A. Clippers
11/23	W	89	81		Golden State
11/24	L	84	93		at Charlotte
11//26	L	94	96		Orlando
11/28	L	78	102		at Boston
11/30	L	92	103		Chicago
12/02	W	103	95	*	at Chicago
12/03	L	102	114		L.A. Lakers
12/05	W	96	91		at Detroit
12/06	L	84	95		New Jersey
12/10	L	93	101		Clevland
12/12	L	72	88		at Cleveland
12/13	W	104	89		Washington
12/17	W	93	88		Milwaukee
12/19	W	109	103		at Washington
12/20	L	94	95		Indiana
12/23	L	91	110		at Boston
12/26	L	101	105		at Denver
12/29	L	95	112		at Utah
12/31	W	100	92		at L.A. Clippers
01/02	L	86	96		at Dallas
01/03	L	106	108		at San Antonio
01/06	W	104	96		Houston
01/07	W	110	105		at Milwaukee
01/09	W	93	87		Charlotte
01/11	W	109	94		at Atlanta
01/14	W	100	79		Portland
01/16	W	109	87		SAN ANTONIO
01/17	W	107	97		at New York
01/19	L	93	95		Dallas
01/24	W	116	110		New York
01/26	L	86	101		at New Orleans
1/28	W	95	93		at Houston
1/30	W	104	94		Washington
1/31	L	83	85		New Jersey
02/03	L	99	100		Boston
02/05	W	99	94		Indiana
02/07	W	94	84		Miami
02/09	W	108	91		Phoenix
02/11	W	91	87		Memphis
02/17	L	91	100		at Indiana
02/18	L	89	101		Denver
02/21	L	91	97		at Miami
2/23	L	96	98		at New Jersey
2/25	W	106	98		at Washington
2/27	W	108	103		at New York
2/28	L	100	106		Orlando
03/02	L	91	98		New Orleans
03/07	W	110	105		at Memphis
03/08	L	74	89		at Oklahoma City
03/11	W	115	106		Toronto
03/13	W	104	101		Chicago
03/15	W	85	77		Miami
03/17	W	94	93		at L.A. Lakers
03/18	L	116	126		at Phoenix
03/20	L	111	119		at Golden State
03/22	W	112	100		at Sacramento
03/23	W	114	108	*	at Portland
03/25	W	96	88		Minnesota
03/27	L	95	100		Charlotte
03/29	L	97	101		at Detroit
03/31	W	98	85		Atlanta
04/02	W	105	95		Milwaukee
04/04	W	95	90		Detroit
04/05	L	67	96		at New Jersey
04/07	L	98	101		at Charlotte
04/09	L	99	113		at Chicago
04/10	L	92	102		Cleveland
04/12	L	104	111		at Toronto
04/14	L	98	100		Boston
04/15	W	111	110	*	at Cleveland

** denotes overtime*

2009-10 SEASON STATISTICS

RECORD: 27-55 (.329) **HOME: 12-29** **AWAY: 15-26** **4TH ATLANTIC DIVISION**

PLAYER	G-GS	MIN	FG-FGA	PCT	FT-FTA	PCT	OFF	DEF	TOT	AST	PF-DQ	STL	TO	BLK	PTS	AVG
Iguodala	82-82	3193	496-1120	.443	315-430	.733	82	447	529	472	145-0	141	218	55	1401	17.1
Williams	64-38	1912	318-677	.470	192-233	.824	25	162	187	268	110-1	80	106	15	898	14.0
Young	67-45	2145	382-813	.470	114-165	.691	130	220	350	97	133-0	81	126	15	926	13.8
Iverson	25-24	798	121-290	.417	98-119	.824	15	60	75	102	43-0	18	57	2	348	13.9
Brand	76-57	2297	412-858	.480	172-233	.738	179	282	461	109	232-1	82	131	80	996	13.1
Green	73-18	1553	248-543	.457	95-114	.833	20	109	129	152	135-0	32	67	11	638	8.7
Speights	62-1	1016	212-444	.477	108-145	.745	85	167	252	36	152-2	29	51	34	532	8.6
Dalembert	82-80	2124	285-523	.545	97-133	.729	239	545	784	64	252-5	42	123	151	667	8.1
Holiday	73-51	1767	230-520	.442	65-86	.756	56	135	191	280	153-0	79	156	18	587	8.0
Kapono	57-12	976	126-301	.419	9-15	.600	14	52	66	39	80-0	21	34	6	324	5.7
Carney	68-0	857	113-282	.401	52-63	.825	26	111	137	37	79-0	25	21	20	319	4.7
Meeks	19-0	233	40-91	.440	13-18	.722	4	23	27	17	19-0	5	5	1	112	5.9
Smith	56-2	658	75-174	.431	29-42	.690	54	81	135	33	110-1	21	35	28	189	3.4
Ivey	26-0	236	26-55	.473	6-7	.857	5	21	26	17	25-0	10	5	2	70	2.7
Elson	1-0	4	1-2	.500	0-3	.000	1	0	1	0	0-0	0	0	0	2	2.0
Brezec	7-0	36	2-13	.154	1-2	.500	6	6	12	0	9-0	1	0	1	5	0.7
76ERS	**82 -**	**19805**	**3087-6706**	**.460**	**1366-1808**	**.756**	**941**	**2421**	**3362**	**1723**	**1677-10**	**667**	**1192**	**439**	**8014**	**97.7**
OPPONENTS	**82 -**	**19805**	**3105-6573**	**.472**	**1518-1983**	**.766**	**888**	**2470**	**3358**	**1810**	**1534-4**	**621**	**1189**	**332**	**8334**	**101.6**

3-PT FG: 76ERS 474-1381 (.343), Iguodala 94-303 (.310), Williams 70-206 (.340), Young 48-138 (.348), Iverson 8-24 (.333), Brand 0-1 (.000), Green 47-136 (.346), Speights 0-5 (.000), Holiday 62-159 (.390), Kapono 63-171 (.368), Carney 41-135 (.304), Meeks 19-50 (.380), Smith10-29 (.345), Ivey 12-24 (.500).
OPPONENTS: 606-1542 (.393).

2009-10 GAME-BY-GAME RESULTS

DATE	W/L	76ERS	OPP		TEAM
10/28	L	106	120		at Orlando
10/30	W	99	86		MILWAUKEE
10/31	W	141	127	*	at New York
11/03	L	74	105		BOSTON
11/06	W	97	94		NEW JERSEY
11/08	L	81	88		at Detroit
11/09	L	115	119		PHOENIX
11/11	W	82	79		at New Jersey
11/13	L	90	112		UTAH
11/14	L	88	94		at Chicago
11/18	W	86	84		CHARLOTTE
11/20	L	97	102		MEMPHIS
11/21	L	91	97		at Cleveland
11/24	L	107	108		at Washington
11/25	L	110	113		at Boston
11/27	L	86	100		ATLANTA
11/29	L	89	97		at San Antonio
11/30	L	102	104		at Dallas
12/02	L	106	117		at Oklahoma City
12/05	L	105	106		at Charlotte
12/07	L	83	93		DENVER
12/09	L	86	90		DETROIT
12/11	L	91	96		HOUSTON
12/14	W	117	101		GOLDEN STATE
12/16	L	101	108		CLEVELAND
12/18	W	98	97		at Boston
12/19	L	107	112	*	L.A. CLIPPERS
12/22	L	98	105		at Washington
12/26	L	76	97		at Utah
12/28	W	104	93		at Portland
12/30	W	116	106		at Sacramento
12/31	L	88	104		at L.A. Clipper
01/03	W	108	105		at Denver
01/05	L	97	104		WASHINGTON
01/08	L	106	108		TORONTO
01/09	W	104	94		at Detroit
01/11	W	96	92		NEW ORLEANS
01/13	L	92	93		NEW YORK
01/15	W	98	86		SACRAMENTO
01/18	L	103	108	*	at Minnesota
01/20	L	90	98		PORTLAND
01/22	W	92	81		DALLAS
01/23	W	107	97		at Indiana
01/25	L	98	109		INDIANA
01/27	L	88	91		at Milwaukee
01/29	L	91	99		L.A. LAKERS
01/31	W	83	79		at New Jersey
02/03	W	106	103	*	CHICAGO
02/05	W	101	94		at New Orleans
02/06	W	102	95		at Houston
02/09	W	119	97		MINNESOTA
02/10	L	93	104		at Toronto
02/16	L	78	105		MIAMI
02/19	W	106	94		SAN ANTONIO
02/20	L	90	122		at Chicago
02/23	W	110	102		at Golden State
02/24	L	95	106		at Phoenix
02/26	L	90	99		at L.A. Lakers
03/01	L	105	126		ORLANDO
03/03	L	93	112		at Atlanta
03/05	L	86	96		BOSTON
03/07	W	114	101		at Toronto
03/09	L	96	107		at Indiana
03/10	L	87	102		CHARLOTTE
03/12	L	95	100		CLEVELAND
03/14	L	91	104		at Miami
03/15	L	84	94		NEW YORK
03/17	W	108	97		NEW JERSEY
03/19	L	88	92		at New York
03/20	L	84	98		CHICAGO
03/22	L	93	109		ORLANDO
03/24	W	101	86		at Milwaukee
03/26	W	105	98		ATLANTA
03/30	L	93	111		OKLAHOMA CITY
03/31	L	84	103		at Charlotte
04/03	L	123	128	*	TORONTO
04/06	L	103	124		DETROIT
04/07	L	95	99		at Miami
04/09	L	90	95		MILWAUKEE
04/10	W	120	101		at Memphis
04/12	L	105	107		MIAMI
04/14	L	111	125		at Orlando

* denotes overtime

2010-11 SEASON STATISTICS

RECORD: 41-41 (.500) **HOME: 26-15** **AWAY: 15-26** **3RD ATLANTIC DIVISION**

PLAYER	G-GS	MIN	FG-FGA	PCT	FT-FTA	PCT	OFF	DEF	TOT	AST	PF-DQ	STL	TO	BLK	PTS	AVG
Brand	81-81	2809	502-981	.512	213-273	.780	237	439	676	120	244-3	92	101	106	1217	15.0
Iguodala	67-67	2469	338-759	.445	208-300	.693	61	326	387	422	109-0	101	138	38	945	14.1
Holiday	82-82	2901	446-999	.446	172-209	.823	68	264	332	531	203-3	120	218	29	1145	14.0
Williams	75-0	1747	323-795	.406	293-356	.823	32	117	149	252	128-1	47	102	17	1027	13.7
Young	82-1	2135	458-847	.541	123-174	.707	153	281	434	82	170-0	90	99	26	1045	12.7
Meeks	74-64	2062	242-570	.425	152-170	.894	21	150	171	78	97-0	63	60	4	774	10.5
Turner	78-14	1797	225-529	.425	101-125	.808	42	264	306	159	138-0	49	80	14	565	7.2
Hawes	81-81	1718	264-568	.465	47-88	.534	129	336	465	121	201-2	29	97	71	584	7.2
Nocioni	54-17	931	118-277	.426	49-61	.803	19	150	169	45	100-1	14	47	15	327	6.1
Speights	64-1	734	144-291	.495	55-73	.753	64	146	210	30	120-0	8	40	19	344	5.4
Brackins	3-0	33	4-16	.250	0-0	---	2	2	4	1	3-0	1	0	0	8	2.7
Battie	38 -0	377	45-96	.469	8-14	.571	17	82	99	12	59-0	5	12	15	100	2.6
Songaila	10-0	71	7-15	.467	2-4	.500	2	8	10	2	16-0	0	4	0	16	1.6
Daniels	4-0	35	2-5	.400	2-2	1.000	0	5	5	2	0-0	0	1	0	6	1.5
Kapono	24-2	112	7-28	.250	1-2	.500	3	8	11	4	4-0	2	2	1	16	0.7
76ERS	**82 -**	**19930**	**3125-6776**	**.461**	**1426-1851**	**.770**	**850**	**2578**	**3428**	**1861**	**1592-10**	**621**	**1063**	**355**	**8119**	**99.0**
OPPONENTS	**82 -**	**19930**	**2996-6638**	**.451**	**1536-1987**	**.773**	**881**	**2608**	**3489**	**1762**	**1544-9**	**583**	**1168**	**376**	**7996**	**97.5**

3-PT FG: 76ERS 443-1248 (.355), Brand 0-1 (.000), Iguodala 61-181 (.337), Holiday 81-222 (.365), Williams 88-253 (.348), Young 6-22 (.273), Meeks 138-348 (.397), Turner 14-44 (.318), Hawes 9-37 (.243), Nocioni 42-118 (.356), Speights 1-4 (.250), Brackins 0-5 (.000), Battie 2-3 (.667), Daniels 0-2 (.000), Kapono 1-8 (.125).
OPPONENTS: 468-1375 (.340).

2010-11 GAME-BY-GAME RESULTS

DATE	W/L	76ERS	OPP		TEAM
10/27	L	87	97		MIAMI
10/29	L	101	104		ATLANTA
10/30	L	86	99		at Indiana
11/02	L	115	116	*	at Washington
11/03	W	101	75		INDIANA
11/05	L	116	123		CLEVELAND
11/07	W	106	96		at New York
11/10	L	103	109		at Oklahoma Cit
11/12	L	90	99		at Dallas
11/13	L	93	116		at San Antonio
11/16	L	93	101		at Cleveland
11/17	L	86	94		TORONTO
11/19	W	90	79		MILWAUKEE
11/23	L	114	116	*	at Washington
11/24	L	90	106		at Toronto
11/26	L	90	99		at Miami
11/27	W	102	86		NEW JERSEY
11/30	W	88	79		PORTLAND
12/03	L	88	93		at Atlanta
12/04	W	109	91		CHARLOTTE
12/07	W	117	97		CLEVELAND
12/09	L	101	102		BOSTON
12/12	W	88	70		NEW ORLEANS
12/14	W	82	77		at New Jersey
12/15	W	105	91		L.A. CLIPPERS
12/17	L	81	93		L.A. LAKERS
12/18	W	97	89		at Orlando
12/21	L	76	121		at Chicago
12/22	L	80	84		at Boston
12/26	W	95	89		at Denver
12/27	L	95	110		at Golden State
12/29	W	123	110		at Phoenix
12/31	L	98	102		at L.A. Lakers
01/03	L	77	84		at New Orleans
01/05	W	109	97		WASHINGTON
01/07	W	105	99		CHICAGO
01/08	L	109	112	*	at Detroit
01/11	L	103	111		INDIANA
01/14	W	95	94		MILWAUKEE
01/17	W	96	92	*	CHARLOTTE
01/19	L	98	99	*	at Orlando
01/20	L	97	100		at Charlotte
01/22	W	96	85		UTAH
01/24	W	105	95		PHOENIX
01/26	W	107	94		at Toronto
01/28	L	94	99		MEMPHIS
01/30	W	110	99		DENVER
02/02	W	106	92		at New Jersey
02/04	W	100	98		NEW YORK
02/06	L	103	117		at New York
02/08	W	117	83		at Atlanta
02/09	L	95	99		ORLANDO
02/11	W	77	71		SAN ANTONIO
02/12	W	107	87		at Minnesota
02/15	L	91	102		at Memphis
02/16	W	114	105		at Houston
02/23	W	117	94		WASHINGTON
02/25	W	110	94		DETROIT
02/27	W	95	91		at Cleveland
03/01	L	93	101		DALLAS
03/04	W	111	100		MINNESOTA
03/06	W	125	117	*	GOLDEN STATE
03/08	W	110	100		at Indiana
03/09	L	105	110	*	OKLAHOMA CITY
03/11	W	89	86		BOSTON
03/12	L	74	102		at Milwaukee
03/14	L	107	112	*	at Utah
03/16	W	104	94		at L.A. Clipper
03/18	W	102	80		at Sacramento
03/19	L	101	110		at Portland
03/23	W	105	100		ATLANTA
03/25	L	99	111		at Miami
03/27	L	111	114	*	SACRAMENTO
03/28	W	97	85		at Chicago
03/30	W	108	97		HOUSTON
04/01	W	115	90		NEW JERSEY
04/02	L	87	93	*	at Milwaukee
04/05	L	82	99		at Boston
04/06	L	92	97		NEW YORK
04/08	W	98	93		TORONTO
04/11	L	85	95		ORLANDO
04/13	L	100	104		DETROIT

* denotes overtime

2011-12 SEASON STATISTICS

RECORD: 35-31 (.530) **HOME: 19-14** **AWAY: 16-17** **3RD ATLANTIC DIVISION**

PLAYER	G-GS	MIN	FG-FGA	PCT	FT-FTA	PCT	OFF	DEF	TOT	AST	PF-DQ	STL	TO	BLK	PTS	AVG
Williams	64-0	1682	318-782	.407	237-292	.812	30	125	155	221	90-0	53	71	18	956	14.9
Holiday	65-65	2196	360-834	.432	94-120	.783	57	155	212	290	137-2	103	135	18	879	13.5
T. Young	63-1	1755	348-687	.507	111-144	.771	137	188	325	74	127-3	64	55	41	808	12.8
Iguodala	62-62	2209	287-632	.454	121-196	.617	56	325	381	339	92-0	107	115	30	771	12.4
Brand	60-60	1732	287-581	.494	85-116	.733	145	284	429	97	176-1	58	65	97	659	11.0
Hawes	37-29	920	156-319	.489	40-55	.727	78	192	270	98	100-0	16	55	48	355	9.6
Turner	65-20	1713	263-590	.446	73-108	.676	27	349	376	180	117-1	40	105	20	610	9.4
Meeks	66-50	1644	191-467	.409	77-85	.906	17	144	161	54	82-0	40	29	3	556	8.4
Vucevic	51-15	812	131-291	.450	18-34	.529	88	158	246	31	111-0	20	33	34	283	5.5
Silas	2-0	39	4-15	.267	2-3	.667	2	2	4	3	5-0	0	3	0	11	5.5
Allen	41-15	624	79-167	.473	11-14	.786	47	124	171	34	73-0	13	20	18	169	4.1
S. Young	14-0	135	13-44	.295	9-14	.643	6	15	21	6	11-0	6	7	4	40	2.9
Brackins	14-1	88	9-33	.273	1-2	.500	5	10	15	8	6-0	0	4	1	22	1.6
Battie	27-11	295	19-51	.373	4-4	1.000	8	59	67	16	26-0	4	4	6	42	1.6
Nocioni	11-1	56	5-20	.250	6-11	.545	1	13	14	1	4-0	1	5	1	17	1.5
Elson	5-0	16	1-3	.333	0-0	---	0	1	1	1	0-0	1	1	1	2	0.4
76ERS	**66**	**15915**	**2471-5516**	**.448**	**889-1198**	**.742**	**704**	**2144**	**2848**	**1453**	**1157-7**	**526**	**738**	**340**	**6180**	**93.6**
OPPONENTS	**66**	**15915**	**2263-5302**	**.427**	**1017-1352**	**.752**	**706**	**2181**	**2887**	**1293**	**1070-3**	**391**	**918**	**316**	**5900**	**89.4**

3-PT FG: 76ERS 349-963 (.362), Williams 83-229 (.362), Holiday 65-171 (.380), T. Young 1-4 (.250), Iguodala 76-193 (.394), Brand 0-1 (.000), Hawes 3-12 (.250), Turner 11-49 (.224), Meeks 97-266 (.365), Vucevic 3-8 (.375), Silas 1-6 (.167), S. Young 5-8 (.625), Brackins 3-9 (.333), Battie 0-1 (.000), Nocioni 1-6 (.167).
OPPONENTS: 357-1070 (.334).

2011-12 GAME-BY-GAME RESULTS

DATE	W/L	76ERS	OPP		TEAM
12/26	L	103	107		at Portland
12/28	W	103	83		at Phoenix
12/30	L	99	102		at Utah
12/31	W	107	79		at Golden State
1/4	W	101	93		at New Orleans
1/6	W	96	73		DETROIT
1/7	W	97	62		TORONTO
1/9	W	96	86		INDIANA
1/10	W	112	85		SACRAMENTO
1/11	L	79	85		at New York
1/13	W	120	89		WASHINGTON
1/14	W	103	90		at Washington
1/16	W	94	82		MILWAUKEE
1/18	L	104	108	*	DENVER
1/20	W	90	76		ATLANTA
1/21	L	92	113		at Miami
1/23	W	103	83		WASHINGTON
1/25	L	90	97	*	NEW JERSEY
1/27	W	89	72		CHARLOTTE
1/28	W	95	74		DETROIT
1/30	W	74	69		ORLANDO
2/1	W	98	82		CHICAGO
2/3	L	79	99		MIAMI
2/4	W	98	87		at Atlanta
2/6	W	95	90		L.A. LAKERS
2/8	L	90	100		SAN ANTONIO
2/10	L	77	78		L.A. CLIPPERS
2/11	W	99	84		at Cleveland
2/13	W	98	89		at Charlotte
2/15	L	87	103		at Orlando
2/17	L	75	82		DALLAS
2/19	L	91	92		at Minnesota
2/21	L	76	89		at Memphis
2/22	L	87	93		at Houston
2/28	W	97	68		at Detroit
2/29	L	88	92		OKLAHOMA CITY
3/2	W	105	83		GOLDEN STATE
3/4	L	91	96		CHICAGO
3/5	L	93	97		at Milwaukee
3/7	W	103	71		BOSTON
3/9	W	104	91		UTAH
3/11	W	106	94		at New York
3/14	L	94	111		at Indiana
3/16	L	78	84		MIAMI
3/17	L	80	89		at Chicago
3/19	W	105	80		at Charlotte
3/21	L	79	82		NEW YORK
3/23	W	99	86		BOSTON
3/25	L	76	93		at San Antonio
3/27	W	103	85		CLEVELAND
3/30	L	76	97		at Washington
3/31	W	95	90		ATLANTA
4/3	L	93	99		at Miami
4/4	L	78	99		TORONTO
4/7	L	82	88		ORLANDO
4/8	L	79	103		at Boston
4/10	W	107	88		at New Jersey
4/11	W	93	75		at Toronto
4/13	L	89	95		NEW JERSEY
4/16	L	100	113		at Orlando
4/17	L	97	102		INDIANA
4/18	W	103	87		at Cleveland
4/21	W	109	106	*	at Indiana
4/23	W	105	87		at New Jersey
4/25	W	90	85		at Milwaukee
4/26	L	86	108		at Detroit

* denotes overtime

2012-13 SEASON STATISTICS

RECORD: 34-48 (.415) **HOME: 23-18** **AWAY: 11-30** **4TH ATLANTIC DIVISION**

PLAYER	G-GS	MIN	FG-FGA	PCT	FT-FTA	PCT	OFF	DEF	TOT	AST	PF-DQ	STL	TO	BLK	PTS	AVG
Jr. Holiday	78-78	2926	555-1288	.431	182-242	.752	89	240	329	625	170-2	123	292	32	1383	17.7
T. Young	76-76	2629	509-958	.531	108-188	.574	182	389	571	125	191-1	133	90	55	1127	14.8
Turner	82-82	2892	441-1053	.419	154-208	.740	56	461	517	354	197-1	71	187	17	1094	13.3
Hawes	82-40	2233	376-811	.464	122-157	.777	173	417	590	183	233-1	24	131	113	905	11.0
N. Young	59-17	1411	224-542	.413	105-128	.820	24	106	130	84	84-0	36	50	14	628	10.6
Richardson	33-33	936	135-336	.402	20-33	.606	19	108	127	51	57-0	40	26	15	347	10.5
Wright	79-8	1783	237-599	.396	120-141	.851	42	260	302	150	98-0	62	64	35	729	9.2
Pargo	14-0	208	24-63	.381	14-21	.667	1	16	17	28	14-0	1	13	0	69	4.9
Wilkins	61-21	1095	145-316	.459	81-109	.743	32	73	105	91	98-0	37	49	18	388	6.4
Allen	79-37	1669	206-454	.454	43-60	.717	159	236	395	73	180-1	24	55	55	455	5.8
Ju. Holiday	9-0	142	16-48	.333	6-8	.750	0	14	14	15	7-0	3	9	6	42	4.7
Moultrie	47-0	542	78-134	.582	18-28	.643	76	69	145	10	43-0	17	19	10	174	3.7
Ivey	53-5	698	62-144	.431	9-16	.563	16	41	57	32	73-0	23	20	3	170	3.2
Wayns	21-1	165	19-72	.264	13-15	.867	1	4	5	20	18-0	3	13	0	56	2.7
Jenkins	12-1	150	14-38	.368	2-4	.500	3	8	11	16	4-0	6	2	1	30	2.5
Brown	22-11	269	17-37	.459	7-19	.368	23	51	74	9	37-0	6	8	10	41	1.9
Mack	4-0	7	1-2	.500	0-0	---	0	0	0	1	1-0	0	2	0	2	0.5
76ERS	**82**	**19755**	**3059-6895**	**.444**	**1004-1377**	**.729**	**896**	**2493**	**3389**	**1867**	**1505-6**	**609**	**1070**	**384**	**7640**	**93.2**
OPPONENTS	**82**	**19755**	**3017-6643**	**.454**	**1331-1752**	**.760**	**903**	**2704**	**3607**	**1870**	**1331-4**	**590**	**1175**	**396**	**7914**	**96.5**

3-PT FG: 76ERS 518-1438 (.360), Jr. Holiday 91-247 (.368), T. Young 1-8 (.125), Turner 58-159 (.365), Hawes 31-87 (.356), N. Young 75-210 (.357), Richardson 57-167 (.341), Wright 135-361 (.374), Pargo 7-17 (.412), Wilkins 17-51 (.333), Allen 0-1 (.000), Ju. Holiday 4-16 (.250), Ivey 37-88 (.420), Wayns 5-25 (.200), Mack 0-1 (.000).
OPPONENTS: 549-1574 (.349).

2012-13 GAME-BY-GAME RESULTS

DATE	W/L	76ERS	OPP		TEAM
10/31	W	84	75		DENVER
11/4	L	84	100		at New York
11/5	L	88	110		NEW YORK
11/7	W	77	62		at New Orleans
11/9	W	106	100		at Boston
11/10	W	93	83		at Toronto
11/12	L	96	105		MILWAUKEE
11/14	L	76	94		DETROIT
11/16	W	99	93		UTAH
11/18	W	86	79		CLEVELAND
11/20	W	106	98		TORONTO
11/21	L	83	92		at Cleveland
11/24	L	109	116	*	OKLAHOMA CITY
11/25	W	104	101		PHOENIX
11/27	W	100	98		DALLAS
11/30	W	104	98		at Charlotte
12/1	L	88	93		at Chicago
12/4	L	88	105		MINNESOTA
12/7	W	95	94	*	BOSTON
12/8	L	79	92		at Boston
12/10	W	104	97		DETROIT
12/12	L	89	96		CHICAGO
12/14	L	85	95		at Indiana
12/16	L	98	111		L.A. LAKERS
12/18	L	100	107		at Dallas
12/19	L	103	125		at Houston
12/21	W	99	80		ATLANTA
12/23	L	92	95		at Brooklyn
12/26	W	99	89		at Memphis
12/28	L	89	96		at Golden State
12/29	L	85	89		at Portland
1/1	W	103	99		at L.A. Lakers
1/2	L	89	95		at Phoenix
1/4	L	85	109		at Oklahoma City
1/5	L	86	109		at San Antonio
1/8	L	89	109		BROOKLYN
1/9	L	72	90		at Toronto
1/12	W	107	100		HOUSTON
1/15	L	99	111		NEW ORLEANS
1/18	W	108	101	*	TORONTO
1/21	L	85	90		SAN ANTONIO
1/22	L	102	110		at Milwaukee
1/26	W	97	80		NEW YORK
1/28	L	100	103		MEMPHIS
1/30	W	92	84		WASHINGTON
2/1	W	89	80		SACRAMENTO
2/4	W	78	61		ORLANDO
2/6	L	69	88		INDIANA
2/9	W	87	76		CHARLOTTE
2/11	L	9	107		L.A. CLIPPERS
2/13	L	92	94		at Milwaukee
2/20	L	87	94		at Minnesota
2/23	L	90	114		MIAMI
2/24	L	93	99		at New York
2/26	L	84	98		ORLANDO
2/28	L	82	93		at Chicago
3/2	W	104	97		GOLDEN STATE
3/3	L	87	90		at Washington
3/5	L	101	109		BOSTON
3/6	L	96	107		at Atlanta
3/8	L	93	102		at Miami
3/10	L	91	99		at Orlando
3/11	W	106	97		BROOKLYN
3/13	L	94	98		MIAMI
3/16	W	98	91		INDIANA
3/18	W	101	100		PORTLAND
3/20	L	72	101		at L.A. Clipper
3/21	L	100	101		at Denver
3/24	W	117	103		at Sacramento
3/25	L	91	107		at Utah
3/27	W	100	92		MILWAUKEE
3/29	W	97	87		at Cleveland
3/30	W	100	92		CHARLOTTE
4/3	L	83	88		at Charlotte
4/5	W	101	90		at Atlanta
4/6	L	87	106		at Miami
4/9	L	83	104		at Brooklyn
4/10	L	101	124		ATLANTA
4/12	W	97	86		at Washington
4/14	W	91	77		CLEVELAND
4/15	L	101	109		at Detroit
4/17	W	105	95		at Indiana

* denotes overtime

YEAR-BY-YEAR

2013-14 SEASON STATISTICS

RECORD: 19-63 (.232) **HOME: 10-31** **AWAY: 9-32** **5TH ATLANTIC DIVISION**

PLAYER	G-GS	MIN	FG-FGA	PCT	FT-FTA	PCT	OFF	DEF	TOT	AST	PF-DQ	STL	TO	BLK	PTS	AVG
Young	79-78	2718	582-1283	.454	163-229	.712	166	310	476	182	213-1	167	165	36	1417	17.9
Turner	54-54	1886	356-831	.428	189-228	.829	50	272	322	198	147-3	56	155	5	939	17.4
Carter-Williams	70-70	2414	427-1054	.405	258-367	.703	101	336	437	441	213-2	130	247	43	1167	16.7
Wroten	72-16	1765	345-808	.427	209-326	.641	69	159	228	217	151-1	78	204	16	939	13.0
Hawes	53-53	1666	264-586	.451	79-101	.782	88	364	452	176	154-2	31	119	67	688	13.0
Anderson	80-62	2309	309-717	.431	77-106	.726	59	241	300	149	154-0	74	106	28	810	10.1
Sims	26-25	707	112-229	.489	82-107	.766	82	99	181	47	84-0	23	33	13	306	11.8
Morris	12-0	193	29-67	.433	15-21	.714	3	10	13	31	21-0	8	19	0	83	6.9
Williams	67-2	1157	140-337	.415	87-119	.731	30	100	130	72	126-0	35	68	3	404	6.0
Thompson	77-41	1742	171-372	.460	52-73	.712	73	174	247	73	144-0	53	60	12	461	6.0
Ware	9-0	116	18-42	.429	5-6	.833	0	9	9	10	11-0	8	5	0	48	5.3
Allen	51-2	960	117-266	.440	27-40	.675	106	171	277	65	115-1	22	40	27	263	5.2
Mullens	18-0	247	47-101	.465	8-14	.571	17	43	60	8	31-0	9	14	8	122	6.8
Varnado	23-0	337	36-60	.600	27-52	.519	19	44	63	13	61-0	10	10	29	99	4.3
Nunnally	9-0	111	9-28	.321	3-5	.600	0	11	11	6	9-0	5	3	1	26	2.9
Dedmon	11-0	150	15-29	.517	7-13	.538	11	38	49	3	28-1	0	9	9	37	3.4
Moultrie	12-2	187	16-38	.421	4-5	.800	11	24	35	2	22-0	8	7	4	36	3.0
Orton	22-4	251	21-47	.447	23-30	.767	16	45	61	15	38-0	6	18	16	65	3.0
Davies	51-0	575	54-128	.422	34-53	.642	38	71	109	28	92-1	24	35	8	144	2.8
Maynor	8-0	112	11-29	.379	4-8	.500	2	13	15	12	4-0	4	12	2	30	3.8
L. Brown	26-0	224	26-86	.302	9-13	.692	8	20	28	41	19-0	13	16	3	64	2.5
Thomas	2-1	13	3-5	.600	0-0	---	0	0	0	1	4-0	0	1	0	7	3.5
Johnson-Odom	3-0	15	0-7	.000	0-2	.000	0	2	2	1	3-0	1	2	0	0	0.0
76ERS	**82 -**	**19855**	**3108-7150**	**.435**	**1362-1918**	**.710**	**949**	**2556**	**3505**	**1791**	**1844-12**	**765**	**1384**	**330**	**8155**	**99.5**
OPPONENTS	**82 -**	**19855**	**3284-6975**	**.471**	**1705-2261**	**.754**	**976**	**2871**	**3847**	**2144**	**1686-5**	**736**	**1391**	**558**	**9012**	**109.9**

3-PT FG: 76ERS 577-1847 (.312), Young 90-292 (.308), Turner 38-132 (.288), Carter-Williams 55-208 (.264), Wroten 40-188 (.213), Hawes 81-203 (.399), Anderson 115-351 (.328), Sims 0-1 (.000), Morris 10-24 (.417), Williams 37-125 (.296), Thompson 67-167 (.401), Ware 7-21 (.333), Allen 2-13 (.154), Mullens 20-50 (.400), Nunnally 5-15 (.333), Davies 2-10 (.200), Maynor 4-12 (.333), Brown 3-30 (.100), Thoms 1-2 (.500), Johnson-Odom 0-3 (.000).
OPPONENTS: 739-1998 (.370).

2013-14 GAME-BY-GAME RESULTS

DATE	W/L	76ERS	OPP	TEAM
Oct 30	W	114	110	MIAMI
Nov 1	W	109	102	at Washington
Nov 2	W	107	104	CHICAGO
Nov 4	L	90	110	GOLDEN STATE
Nov 6	L	102	116	WASHINGTON
Nov 8	W	94-	79	CLEVELAND
Nov 9	L	125	127**	at Cleveland
Nov 11	L	85	109	SAN ANTONIO
Nov 13	W	123	117*	HOUSTON
Nov 15	L	103	113	at Atlanta
Nov 16	L	98	135*	at New Orleans
Nov 18	L	94-	97*	at Dallas
Nov 20	L	98	108	TORONTO
Nov 22	W	115	107*	MILWAUKEE
Nov 23	L	98	106	at Indiana
Nov 27	L	94	105	at Orlando
Nov 29	L	105	121	NEW ORLEANS
Dec 1	L	100	115	at Detroit
Dec 3	W	126	125**	ORLANDO
Dec 6	L	88	105	at Charlotte
Dec 7	L	92	103	DENVER
Dec 9	L	83	94	L.A. CLIPPERS
Dec 11	L	99	106	at Minnesota
Dec 13	L	100	108	at Toronto
Dec 14	L	105	139	PORTLAND
Dec 16	L	94	130	at Brooklyn
Dec 20	W	121	120*	BROOKLYN
Dec 21	L	106	116	at Milwaukee
Dec 28	L	101	115	at Phoenix
Dec 29	W	111	104	at L.A. Lakers
Jan 1	W	114	102	at Denver
Jan 2	W	113	104	at Sacramento
Jan 4	W	101	99	at Portland
Jan 6	L	95	126	MINNESOTA
Jan 7	L	93	111	at Cleveland
Jan 10	L	104	114	DETROIT
Jan 11	L	92	102	NEW YORK
Jan 15	W	95	92	CHARLOTTE
Jan 17	L	86	101	MIAMI
Jan 18	L	78	103	at Chicago
Jan 20	L	99	107	at Washington
Jan 22	W	110	106	at New York
Jan 24	L	95	104	TORONTO
Jan 25	L	91	103	OKLAHOMA CITY
Jan 27	L	113	124	PHOENIX
Jan 29	W	95	94	at Boston
Jan 31	L	99	125	ATLANTA
Feb 1	L	96	113	at Detroit
Feb 3	L	102	108	at Brooklyn
Feb 5	L	108	114	BOSTON
Feb 7	L	98	112	L.A. LAKERS
Feb 9	L	78	123	at L.A. Clipper
Feb 10	L	80	123	at Golden State
Feb 12	L	100	105	at Utah
Feb 18	L	85	114	CLEVELAND
Feb 21	L	112	124	DALLAS
Feb 24	L	110	130	MILWAUKEE
Feb 26	L	90	101	ORLANDO
Mar 1	L	103	122	WASHINGTON
Mar 2	L	81	92	at Orlando
Mar 4	L	92	125	at Oklahoma City
Mar 8	L	92	104	UTAH
Mar 10	L	110	123	at New York
Mar 12	L	98	115	SACRAMENTO
Mar 14	L	94	101	INDIANA
Mar 15	L	77	103	MEMPHIS
Mar 17	L	90	99	at Indiana
Mar 19	L	94	102	CHICAGO
Mar 21	L	92	93	NEW YORK
Mar 22	L	81	91	at Chicago
Mar 24	L	91	113	at San Antonio
Mar 27	L	98	120	at Houston
Mar 29	W	123	98	DETROIT
Mar 31	L	95	103	at Atlanta
Apr 2	L	93	123	CHARLOTTE
Apr 4	W	111	102	at Boston
Apr 5	L	101	105	BROOKLYN
Apr 9	L	114	125	at Toronto
Apr 11	L	95	117	at Memphis
Apr 12	L	105	111	at Charlotte
Apr 14	W	113	108	BOSTON
Apr 16	W	100	87	at Miami

* denotes overtime

2014-15 SEASON STATISTICS

RECORD: 18-64 (.250) **HOME: 12-29** **AWAY: 6-35** **4TH ATLANTIC DIVISION**

PLAYER	G-GS	MIN	FG-FGA	PCT	FT-FTA	PCT	OFF	DEF	TOT	AST	PF-DQ	STL	TO	BLK	PTS	AVG
Wroten	30-15	895	175-434	.403	37-142	.261	22	64	86	157	72-1	48	113	8	507	16.9
Carter-Williams	41-38	1391	232-611	.380	32-125	.256	43	211	254	302	103-1	60	174	18	613	15.0
Covington	70-49	1956	299-756	.396	167-446	.374	65	251	316	105	189-1	97	128	31	943	13.5
Shved	17-0	285	52-130	.400	17-57	.298	8	14	22	46	21-0	14	18	1	169	9.9
Noel	75-71	2311	302-653	.462	0-0	---	185	426	611	128	208-2	133	146	142	744	9.9
Mbah a Moute	67-61	1916	251-636	.395	62-202	.307	82	246	328	106	104-0	81	99	21	660	9.9
Canaan (TOT)	47-21	938	146-378	.386	91-246	.370	18	69	87	98	83-0	29	62	3	432	9.2
McDaniels	52-15	1319	167-419	.399	43-147	.293	64	131	195	70	121-0	44	104	68	476	9.2
Richardson	19-15	416	62-178	.348	31-96	.323	13	53	66	38	28-0	13	16	3	172	9.1
Thompson	71-23	1776	224-543	.413	115-287	.401	53	145	198	85	141-1	57	66	26	626	8.8
Sims	73-32	1399	238-502	.474	4-22	.182	121	238	359	79	135-0	39	99	30	586	8.0
Grant	65-11	1377	124-352	.352	49-156	.314	49	149	198	79	144-2	40	85	68	411	6.3
Davies	20-6	379	49-119	.412	7-30	.233	35	38	73	28	54-1	17	25	4	126	6.3
Smith (TOT)	55-14	831	143-367	.390	18-60	.300	15	85	100	180	50-0	36	78	6	338	6.1
Johnson	9-2	187	19-60	.317	10-39	.256	3	23	26	3	19-0	9	9	5	54	6.0
T. Robinson (TOT)	54-4	798	126-260	.485	0-2	.000	95	208	303	33	104-0	32	59	20	308	5.7
Frazier	6-3	171	13-43	.302	3-11	.273	4	15	19	43	16-0	6	18	0	34	5.7
Sampson	74-32	1131	146-346	.422	31-127	.244	35	128	163	77	135-0	38	76	26	386	5.2
McGee (TOT)	23-0	256	42-79	.532	0-0	---	18	43	61	3	30-0	2	18	20	106	4.6
Drew	12-1	219	20-58	.345	4-26	.154	1	14	15	45	13-0	6	25	0	46	3.8
Thomas	17-0	194	18-40	.450	0-7	.000	16	40	56	7	17-0	3	13	1	45	2.6
Aldemir	41-9	540	40-78	.513	0-5	.000	78	98	176	28	96-1	17	17	16	93	2.3
G. Robinson (TOT)	35-1	261	26-67	.388	5-19	.263	15	24	39	11	15-0	6	11	1	73	2.1
Gordon	9-0	71	8-19	.421	0-3	.000	7	11	18	2	7-0	1	8	0	17	1.9
Kirilenko (TOT)	7-0	36	0-5	.000	0-0	---	2	6	8	1	1-0	1	1	0	3	0.4
Lee	1-0	2	0-1	.000	0-0	---	0	0	0	0	0-0	0	0	0	0	0.0
Turiaf (TOT)	2-0	19	0-0	---	0-0	---	0	1	1	2	0-0	0	0	0	0	0.0
76ERS	**82**	**19805**	**2765-6777**	**.408**	**692-2160**	**.320**	**978**	**2536**	**3514**	**1683**	**1778-10**	**789**	**1453**	**487**	**7542**	**92.0**
OPPONENTS	**82**	**19805**	**3045-6785**	**.449**	**658-1879**	**.350**	**940**	**2853**	**3793**	**1942**	**1657-4**	**779**	**1374**	**454**	**8278**	**101.0**

3-PT FG: 76ERS 692-2160 (.320), Thompson 115-287 (.401), Covington 167-446 (.374), Canaan 59-162 (.364), Richardson 31-96 (.323), Grand 49-156 (.314), Smith 17-55 (.309), Robinson 4-13 (.308), Mbah a Moute 62-202 (.307), Shved 17-57 (.298), McDaniels 43-147 (.293), Frazier 3-11 (.273), Wroten 37-142 (.261), Carter-Williams 32-125 (.256), Johnson 10-39 (.256), Sampson 31-127 (.244), Davis 7-30 (.233), Sims 4-22 (.182), Drew 4-26 (.154), Aldemir 0-5 (.000), Robinson 0-2 (.000), Thomas 0-7 (.000), Gordon 0-3 (.000).
OPPONENTS: 658-1879 (.350).

2014-15 GAME-BY-GAME RESULTS

DATE	W/L	76ERS	OPP	TEAM
10/29	L	91	103	at Indiana
10/31	L	81	93	at Milwaukee
11/1	L	96	114	MIAMI
11/3	L	93	104	HOUSTON
11/5	L	89	91	ORLANDO
11/7	L	115	118	CHICAGO
11/9	L	88	120	at Toronto
11/13	L	70	123	at Dallas
11/14	L	87	88	at Houston
11/17	L	75	100	at San Antonio
11/19	L	90	101	BOSTON
11/21	L	96	122	PHOENIX
11/22	L	83	91	at New York
11/24	L	104	114	PORTLAND
11/26	L	91	99	BROOKLYN
11/29	L	103	110	DALLAS
12/1	L	103	109	SAN ANTONIO
12/3	W	85	77	at Minnesota
12/5	L	91	103	OKLAHOMA CITY
12/6	W	108	101 *	at Detroit
12/10	L	79	95	at Atlanta
12/12	L	70	88	at Brooklyn
12/13	L	115	120 *	MEMPHIS
12/15	L	87	105	BOSTON
12/19	L	91	109	CHARLOTTE
12/21	W	96	88	at Orlando
12/23	W	91	87	at Miami
12/26	L	93	114	at Portland
12/27	L	71	88	at Utah
12/30	L	86	126	at Golden State
1/2	L	96	112	at Phoenix
1/3	L	91	127	at L.A. Clippers
1/5	W	95	92	CLEVELAND
1/7	L	77	97	MILWAUKEE
1/9	W	90	88	at Brooklyn
1/10	W	93	92	INDIANA
1/13	L	87	105	ATLANTA
1/14	L	84	100	at Toronto
1/16	W	96	81	NEW ORLEANS
1/17	L	89	107	at Detroit
1/19	L	76	111	at Washington
1/21	L	91	98	NEW YORK
1/23	L	86	91	TORONTO
1/24	L	83	101	at Memphis
1/26	L	74	99	at New Orleans
1/28	W	89	69	DETROIT
1/30	W	103	94	MINNESOTA
1/31	L	85	91	at Atlanta
2/2	L	84	97	at Cleveland
2/3	W	105	98	DENVER
2/6	L	96	107	at Boston
2/7	W	89	81	CHARLOTTE
2/9	L	84	89	GOLDEN STATE
2/20	L	95	106	INDIANA
2/22	L	98	103	at Orlando
2/23	L	108	119	at Miami
2/25	L	88	104	at Milwaukee
2/27	W	89	81	WASHINGTON
3/1	L	74	94	at Indiana
3/2	L	103	114	TORONTO
3/4	L	118	123 *	at Oklahoma City
3/6	L	83	89	UTAH
3/7	W	92	84	ATLANTA
3/11	L	95	104 *	CHICAGO
3/13	W	114	107	SACRAMENTO
3/14	L	87	94	BROOKLYN
3/16	L	89	108	at Boston
3/18	W	94	83	DETROIT
3/20	W	97	81	NEW YORK
3/22	L	87	101	at L.A. Lakers
3/24	L	106	107	at Sacramento
3/25	W	99	85	at Denver
3/27	L	98	119	L.A. CLIPPERS
3/29	L	86	87	at Cleveland
3/30	L	111	113 *	L.A. LAKERS
4/1	L	93	106	at Washington
4/4	L	91	92	at Charlotte
4/5	L	91	101	at New York
4/8	L	90	119	WASHINGTON
4/11	L	107	114	at Chicago
4/13	L	97	107	MILWAUKEE
4/15	L	101	105	MIAMI

* denotes overtime

2015-16 SEASON STATISTICS

RECORD: 10-72 (.122) **HOME: 7-34** **AWAY: 3-38** **5TH ATLANTIC DIVISION**

PLAYER	G-GS	MIN	FG-FGA	PCT	FT-FTA	PCT	OFF	DEF	TOT	AST	PF-DQ	STL	TO	BLK	PTS	AVG
Okafor	53-48	1591	397-781	.508	133-194	.686	122	251	373	65	140-1	22	124	61	928	17.5
Covington	67-49	1903	274-712	.385	140-177	.791	65	354	419	97	232-4	105	143	40	858	12.8
Smith (TOT)	77-53	2239	397-967	.411	122-176	.693	43	262	305	502	133-0	88	175	24	972	12.6
Smith (PHI)	50-50	1622	299-739	.405	89-133	.669	29	184	213	348	95-0	64	130	18	733	14.7
Noel	67-62	1965	306-587	.521	134-227	.590	154	388	542	122	192-1	118	158	100	747	11.1
Canaan	77-39	1966	260-722	.360	150-180	.833	20	154	174	137	133-0	56	91	12	846	11.0
H. Thompson	77-17	2154	270-680	.397	69-96	.719	54	218	272	99	187-2	36	76	24	758	9.8
Landry	36-12	569	139-250	.556	67-91	.736	49	97	146	32	69-0	12	22	9	351	9.8
Grant	77-52	2066	251-599	.419	212-322	.658	99	262	361	135	215-1	54	110	127	749	9.7
Stauskas	73-35	1809	210-545	.385	91-118	.771	23	160	183	138	115-0	44	94	20	617	8.5
Wroten	8-3	144	22-65	.338	20-37	.541	2	19	21	20	11-0	3	29	0	67	8.4
McConnell	81-17	1606	218-464	.470	26-41	.634	43	207	250	367	114-0	95	140	10	493	6.1
Holmes	51-1	702	114-222	.514	51-74	.689	62	73	135	33	92-0	19	32	40	287	5.6
Sampson	47-18	691	86-202	.426	62-97	.639	30	99	129	30	91-1	11	51	16	240	5.1
Brand	17-1	225	31-72	.431	8-9	.889	9	54	63	18	32-0	9	11	8	70	4.1
Pressey	14-0	170	21-55	.382	9-18	.500	0	23	23	46	14-0	11	19	1	55	3.9
Marshall	30-6	400	43-118	.364	9-13	.692	2	26	28	73	30-0	16	43	2	111	3.7
Wood	17-0	145	22-53	.415	13-21	.619	13	25	38	3	11-0	5	2	7	61	3.6
Weems (TOT)	43-0	498	42-110	.382	8-15	.533	7	46	53	49	47-0	10	41	1	107	2.5
Weems (PHI)	7-0	78	7-21	.333	1-2	.500	1	11	12	2	7-0	0	4	0	17	2.4
76ERS	**82**	**19805**	**2970-6887**	**.431**	**1284-1850**	**.694**	**777**	**2605**	**3382**	**1765**	**1780-10**	**680**	**1343**	**495**	**7988**	**97.4**
OPPONENTS	**82**	**19805**	**3253-7005**	**.464**	**1683-2141**	**.786**	**913**	**2987**	**3900**	**1919**	**1571-9**	**711**	**1241**	**466**	**8827**	**107.6**

3-PT FG: 76ERS 764-2255 (.339), Noel 1-2 (.500), Landry 6-13 (.462), Thompson 149-392 (.380), Wood 4-11 (.364), Canaan 176-485 (.363), Covington 170-482 (.353), McConnell 31-89 (.348), Smith 46-137 (.336), Marshall 16-49 (.327), Stauskas 106-325 (.326), Pressey 4-13 (.308), Grant 35-146 (.240), Weems 2-9 (.222), Holmes 8-44 (.182), Sampson 6-34 (.176), Wroten 3-17 (.176), Okafor 1-6 (.167), Brand 0-1 (.000).
OPPONENTS: 638-1776 (.359).

2015-16 GAME-BY-GAME RESULTS

DATE	W/L	76ERS	OPP		TEAM
Oct 28	L	95	112		at Boston
Oct 30	L	71	99		UTAH
Nov 2	L	100	107		CLEVELAND
Nov 4	L	87	91		at Milwaukee
Nov 6	L	102	108		at Cleveland
Nov 7	L	97	105		ORLANDO
Nov 9	L	88	111		CHICAGO
Nov 11	L	103	119		TORONTO
Nov 13	L	85	102		at Oklahoma City
Nov 14	L	83	92		at San Antonio
Nov 16	L	86	92		DALLAS
Nov 18	L	85	112		INDIANA
Nov 20	L	88	113		at Charlotte
Nov 21	L	91	96		at Miami
Nov 23	L	95	100		at Minnesota
Nov 25	L	80	84		at Boston
Nov 27	L	114	116		at Houston
Nov 29	L	84	92		at Memphis
Dec 1	W	103	91		L.A. LAKERS
Dec 2	L	87	99		at New York
Dec 5	L	105	108		DENVER
Dec 7	L	68	119		SAN ANTONIO
Dec 10	L	91	100		at Brooklyn
Dec 11	L	95	107		DETROIT
Dec 13	L	76	96		at Toronto
Dec 14	L	96	115		at Chicago
Dec 16	L	106	127		at Atlanta
Dec 18	L	97	107		NEW YORK
Dec 20	L	86	108		at Cleveland
Dec 22	L	90	104		MEMPHIS
Dec 23	L	100	113		at Milwaukee
Dec 26	W	111	104		at Phoenix
Dec 28	L	91	95		at Utah
Dec 30	W	110	105		at Sacramento
Jan 1	L	84	93		at L.A. Lakers
Jan 2	L	99	130		at L.A. Clippers
Jan 4	W	109	99		MINNESOTA
Jan 7	L	98	126		ATLANTA
Jan 9	L	95	108		TORONTO
Jan 10	L	85	95		CLEVELAND
Jan 14	L	111	115*		CHICAGO
Jan 16	W	114	89		PORTLAND
Jan 18	L	113	119	*	at New York
Jan 20	W	96	87		at Orlando
Jan 24	L	92	112		BOSTON
Jan 26	W	113	103		PHOENIX
Jan 27	L	97	110		at Detoit
Jan 30	L	105	108		GOLDEN STATE
Feb 3	L	86	124		at Atlanta
Feb 5	L	94	106		at Washington
Feb 6	W	103	98		BROOKLYN
Feb 8	L	92	98	*	L.A. CLIPPERS
Feb 10	L	110	114		SACRAMENTO
Feb 19	L	114	121		at New Orleans
Feb 21	L	103	129		at Dallas
Feb 23	L	115	124		ORLANDO
Feb 24	L	91	111		at Detroit
Feb 26	L	94	103		WASHINGTON
Feb 28	L	116	130		at Orlando
Feb 29	L	108	116		at Washington
Mar 2	L	99	119		CHARLOTTE
Mar 4	L	102	112		MIAMI
Mar 6	L	98	103		at Miami
Mar 9	L	104	118		HOUSTON
Mar 11	W	95	89		BROOKLYN
Mar 12	L	111	125		DETROIT
Mar 15	L	114	131		at Brooklyn
Mar 17	L	94	99		WASHINGTON
Mar 18	L	97	111		OKLAHOMA CITY
Mar 20	L	105	120		BOSTON
Mar 21	L	75	91		at Indiana
Mar 23	L	103	104		at Denver
Mar 26	L	105	108		at Portland
Mar 27	L	105	117		at Golden State
Mar 29	L	85	100		CHARLOTTE
Apr 1	L	91	100		at Charlotte
Apr 2	L	102	115		INDIANA
Apr 5	W	107	93		NEW ORLEANS
Apr 8	L	102	109		NEW YORK
Apr 10	L	108	109	*	MILWAUKEE
Apr 12	L	98	122		at Toronto
Apr 13	L	105	115		at Chicago

* denotes overtime

>> Back to Table of Contents

ALL-TIME ROSTER

Please note the following:

* Denotes that a player played for more than one team during that particular season and the team-by-team breakdown was not available. Each respective stat line is reflective of the entire season's statistics, which also affects the player's total stat lines.

(n) Denotes years played in the NBL with Syracuse, before the Nationals joined the NBA in 1949-50. NBL statistics are factored in to individual NBA totals, but do not affect team statistics/records.

ABDELNABY, ALAA

Duke — #30 — HT: 6-10 — WT: 240
Birthdate: June 24, 1968 — Drafted: 1990, 1st round (25th overall) by Portland

	G	GS	MIN	FG	FGA	PCT	FT	FTA	PCT	OFF	DEF	TOT	A	PF	D	ST	TO	BS	PTS	AVG
1994-95	3	0	30	1	11	.091	0	0	---	3	5	8	0	2	0	0	5	0	2	0.7

ABLE, FOREST

Western Kentucky; Louisville — HT: 6-3 — WT: 180
Birthdate: July 27, 1932 — Drafted: 1956, Syracuse

	G	GS	MIN	FG	FGA	PCT	FT	FTA	PCT	OFF	DEF	TOT	A	PF	D	ST	TO	BS	PTS	AVG
1956-57	1	—	1	0	2	.000	0	0	---	—	—	1	1	1	0	—	—	—	0	0.0

ALDEMIR, FURKAN

Turkey — #19 — HT: 6-10 — WT: 240
Birthdate: Aug. 9, 1991 — Drafted: 2012, 2nd round (53rd overall) by L.A. Clippers

	G	GS	MIN	FG	FGA	PCT	FT	FTA	PCT	OFF	DEF	TOT	A	PF	D	ST	TO	BS	PTS	AVG
2014-15	41	9	540	40	78	.513	13	27	.481	78	98	176	28	96	1	17	17	16	93	2.3

3-PT. FG: 2014-15, 0-5 (.000)

ALLEN, LAVOY

TEMPLE — #50 — HT: 6-9 — WT: 255
Birthdate: Feb. 4, 1989 — Drafted: 2011, 2nd Round (50th overall) by 76ers

	G	GS	MIN	FG	FGA	PCT	FT	FTA	PCT	OFF	DEF	TOT	A	PF	D	ST	TO	BS	PTS	AVG
2011-12	41	15	624	79	167	.473	11	14	.786	47	124	171	34	73	0	13	20	18	169	4.1
2012-13	79	37	1669	206	454	.454	43	60	.717	159	236	395	73	180	1	24	55	55	455	5.8
2013-14	51	2	960	117	266	.440	27	40	.675	106	171	277	65	115	1	22	40	27	263	5.2
TOTALS	**171**	**54**	**3253**	**402**	**887**	**.453**	**81**	**114**	**.711**	**312**	**531**	**843**	**172**	**59**	**2**	**100**	**115**	**368**	**887**	**5.2**

3-PT. FG: 2012-13: 0-1 (.000); 2013-14, 2-13 (.154)

PLAYOFFS

	G	GS	MIN	FG	FGA	PCT	FT	FTA	PCT	OFF	DEF	TOT	A	PF	D	ST	TO	BS	PTS	AVG
2011-12	12	1	236	34	61	.557	7	12	.583	21	38	59	3	30	0	10	5	11	75	6.3

ALSTON, DERRICK

Duquesne — #21 — HT: 6-11 — WT: 225
Birthdate: Aug. 20, 1972 — Drafted: 1994, 2nd Round (33rd overall) by 76ers

	G	GS	MIN	FG	FGA	PCT	FT	FTA	PCT	OFF	DEF	TOT	A	PF	D	ST	TO	BS	PTS	AVG
1994-95	64	1	1032	120	258	.465	59	120	.492	98	121	219	33	107	1	39	53	35	299	4.7
1995-96	73	41	1614	198	387	.512	55	112	.491	127	175	302	61	191	1	56	59	52	452	6.2
TOTALS	**137**	**42**	**1746**	**318**	**645**	**.493**	**114**	**232**	**.491**	**225**	**296**	**521**	**94**	**298**	**2**	**95**	**112**	**87**	**751**	**5.5**

3-PT. FG: 1994-95, 0-4 (.000); 1995-96 1-3 (.333); TOTALS, 1-7 (.143)

AMUNDSON, LOUIS

UNLV — #20 — HT: 6-9 — WT: 225
Birthdate: Dec. 7, 1982 — Drafted: Undrafted

	G	GS	MIN	FG	FGA	PCT	FT	FTA	PCT	OFF	DEF	TOT	A	PF	D	ST	TO	BS	PTS	AVG
2006-07	10	0	87	6	15	.400	4	10	.400	13	15	28	1	15	0	1	5	8	16	1.6
2007-08	16	0	64	8	16	.500	2	7	.286	7	5	12	0	13	0	1	2	1	18	1.1
TOTALS	**137**	**42**	**1746**	**318**	**645**	**.493**	**114**	**232**	**.491**	**225**	**296**	**521**	**94**	**298**	**2**	**95**	**112**	**87**	**751**	**5.5**

PLAYOFFS

	G	GS	MIN	FG	FGA	PCT	FT	FTA	PCT	OFF	DEF	TOT	A	PF	D	ST	TO	BS	PTS	AVG
2007-08	2	0	10	2	4	.500	1	2	.500	5	2	7	0	2	0	0	0	0	5	2.5

ANDERSON, CLIFF

St. Joseph's — #26 — HT: 6-5 — WT: 200
Birthdate: Sept. 7, 1944 — Drafted: 1967, 4th round (35th overall) by L.A. Lakers

	G	GS	MIN	FG	FGA	PCT	FT	FTA	PCT	OFF	DEF	TOT	A	PF	D	ST	TO	BS	PTS	AVG
1970-71	5	0	27	1	6	.167	5	7	.714	—	—	11	4	7	0	—	—	—	7	1.4

ANDERSON, JAMES

Oklahoma State — #9 — HT: 6-6 — WT: 215
Birthdate: Mar. 25, 1989 — Drafted: 2010, 1st round (20th overall) by San Antonio

	G	GS	MIN	FG	FGA	PCT	FT	FTA	PCT	OFF	DEF	TOT	A	PF	D	ST	TO	BS	PTS	AVG
2013-14	80	62	2309	309	717	.431	77	106	.726	59	241	300	149	154	0	74	106	28	810	10.1

3-PT. FG: 2013-14, 115-351 (.328)

ANDERSON, MITCHELL

Bradley — #7 — HT: 6-7 — WT: 195
Birthdate: Sept. 23, 1960 — Drafted: 1982, 2nd round (36th overall) by 76ers

	G	GS	MIN	FG	FGA	PCT	FT	FTA	PCT	OFF	DEF	TOT	A	PF	D	ST	TO	BS	PTS	AVG
1982-83	13	0	48	8	22	.364	1	3	.333	4	8	12	1	6	0	1	5	0	17	1.3

3-PT. FG: 1982-83, 0-1 (.000); TOTALS, 0-1 (.000)

ANDERSON, RON

Fresno State — #20 — HT: 6-7 — WT: 215
Birthdate: Oct. 15, 1958 — Drafted: 1984, 2nd round (27th overall) by Cleveland

	G	GS	MIN	FG	FGA	PCT	FT	FTA	PCT	OFF	DEF	TOT	A	PF	D	ST	TO	BS	PTS	AVG
1988-89	82	12	2618	566	1152	.491	196	229	.856	167	239	406	139	166	1	71	126	23	1330	16.2
1989-90	78	3	2089	379	841	.451	165	197	.838	81	214	295	143	143	0	72	78	13	926	11.9
1990-91	82	13	2340	512	1055	.485	165	198	.833	103	264	367	115	163	1	65	100	13	1198	14.6
1991-92	82	11	2432	469	1008	.465	143	163	.877	96	182	278	135	128	0	86	109	11	1123	13.7
1992-93	69	0	1263	225	544	.414	72	89	.809	62	122	184	93	75	0	31	63	5	561	8.1
TOTALS	**393**	**39**	**10742**	**2151**	**4600**	**.468**	**741**	**876**	**.846**	**509**	**1021**	**1530**	**625**	**675**	**2**	**325**	**476**	**65**	**5138**	**13.1**

3-PT. FG: 1988-89, 2-11 (.182); 1989-90, 3-21 (.143); 1990-91, 9-43 (.209); 1991-92, 42-127 (.331); 1992-93, 39-120 (.325); TOTALS, 95-322, (.295)

RON ANDERSON PLAYOFFS

	G	GS	MIN	FG	FGA	PCT	FT	FTA	PCT	OFF	DEF	TOT	A	PF	D	ST	TO	BS	PTS	AVG
1988-89	3	—	109	29	51	.569	4	5	.800	7	9	16	13	10	0	1	2	2	62	20.7
1989-90	10	—	256	40	93	.430	29	30	.967	6	31	37	14	22	0	4	15	0	112	11.2
1990-91	8	—	223	35	88	.398	17	19	.895	9	12	21	19	24	0	6	12	0	88	11.0
TOTALS	**21**	**—**	**588**	**104**	**232**	**.448**	**50**	**54**	**.926**	**22**	**52**	**74**	**46**	**56**	**0**	**11**	**29**	**2**	**262**	**12.5**

3-PT. FG: 1988-89, 0-1 (.000); 1989-90, 3-5 (.600); 1990-91, 1-5 (.200); TOTALS, 4-11, (.364)

ANSLEY, MICHAEL

Alabama — #45 — HT: 6-7 — WT: 225
Birthdate: Feb. 8, 1967 — Drafted: 1989, 2nd round (37th overall) by Orlando

	G	GS	MIN	FG	FGA	PCT	FT	FTA	PCT	OFF	DEF	TOT	A	PF	D	ST	TO	BS	PTS	AVG
1991-92	8	0	32	5	11	.455	5	6	.833	2	2	4	2	6	0	0	3	0	15	1.9

ASKEW, VINCENT

Memphis State — #30 — HT: 6-6 — WT: 235
Birthdate: Feb. 28, 1966 — Drafted: 1987, 2nd Round (39th overall) by 76ers

	G	GS	MIN	FG	FGA	PCT	FT	FTA	PCT	OFF	DEF	TOT	A	PF	D	ST	TO	BS	PTS	AVG
1987-88	14	2	234	22	74	.297	8	11	.727	6	16	22	33	12	0	10	12	6	52	3.7

AUSTIN, ISAAC

Arizona State — #50 — HT: 6-10 — WT: 290
Birthdate: Aug. 18, 1969 — Drafted: 1991, 2nd round (48th pick) by Utah

	G	GS	MIN	FG	FGA	PCT	FT	FTA	PCT	OFF	DEF	TOT	A	PF	D	ST	TO	BS	PTS	AVG
1993-94	14	0	201	29	66	.439	14	23	.609	25	44	69	17	29	0	5	17	10	72	5.1

AWTREY, DENNIS

Santa Clara — #20 — HT: 6-10 — WT: 250
Birthdate: Feb. 22, 1948 — Drafted: 1970, 3rd round (46th overall) by 76ers

	G	GS	MIN	FG	FGA	PCT	FT	FTA	PCT	OFF	DEF	TOT	A	PF	D	ST	TO	BS	PTS	AVG
1970-71	70	38	1292	200	421	.475	104	157	.662	—	—	430	89	211	7	—	—	—	504	7.2
1971-72	58	7	794	98	222	.441	49	76	.645	—	—	248	51	141	3	—	—	—	245	4.2
1972-73	3	2	37	3	7	.429	1	4	.250	—	—	14	2	8	0	—	—	—	7	2.3
TOTALS	**131**	**47**	**2123**	**301**	**650**	**.463**	**154**	**237**	**.650**	**—**	**—**	**692**	**142**	**360**	**10**	**—**	**—**	**—**	**756**	**6.0**

PLAYOFFS

	G	GS	MIN	FG	FGA	PCT	FT	FTA	PCT	OFF	DEF	TOT	A	PF	D	ST	TO	BS	PTS	AVG
1970-71	7	—	144	21	36	.583	11	15	.733	—	—	27	5	25	—	—	—	—	53	7.6

BANTOM, MIKE

St. Joseph's — #42 — HT: 6-9 — WT:200
Birthdate: Dec. 3, 1951 — Drafted: 1973, 1st round (8th overall) by Phoenix

	G	GS	MIN	FG	FGA	PCT	FT	FTA	PCT	OFF	DEF	TOT	A	PF	D	ST	TO	BS	PTS	AVG
1981-82	43	1	979	156	306	.510	67	114	.588	87	139	226	46	133	0	25	64	37	380	8.8

3-PT. FG: 1981-82, 1-3 (.333); TOTALS, 1-3 (.333)

PLAYOFFS

	G	GS	MIN	FG	FGA	PCT	FT	FTA	PCT	OFF	DEF	TOT	A	PF	D	ST	TO	BS	PTS	AVG
1981-82	21	—	399	36	91	.396	19	42	.452	39	38	77	24	60	1	15	24	9	91	4.3

BARKLEY, CHARLES

Auburn — #34 and #32 — HT: 6-5 — WT:250
Birthdate: Feb. 20, 1963 — Drafted: 1984, 1st round (5th overall) by 76ers

	G	GS	MIN	FG	FGA	PCT	FT	FTA	PCT	OFF	DEF	TOT	A	PF	D	ST	TO	BS	PTS	AVG
1984-85	82	60	2347	427	783	.545	293	400	.733	266	437	703	155	301	5	95	209	80	1148	14.0
1985-86	80	80	2952	595	1041	.572	396	578	.685	354	672	1026	312	333	8	173	350	125	1603	20.0
1986-87	68	62	2740	557	937	.594	429	564	.761	390	604	994	331	252	5	119	322	104	1564	23.0
1987-88	80	80	3170	753	1283	.587	714	951	.751	385	566	951	254	278	6	100	304	103	2264	28.3
1988-89	79	79	3088	700	1208	.579	602	799	.753	403	583	986	325	262	3	126	254	67	2037	25.8
1989-90	79	79	3085	706	1177	.600	557	744	.749	361	548	909	307	250	2	148	243	50	1989	25.2
1990-91	67	67	2498	665	1167	.570	475	658	.722	258	422	680	284	173	2	110	210	33	1849	27.6
1991-92	75	75	2881	622	1126	.552	454	653	.695	271	559	830	308	196	2	136	235	44	1730	23.1
TOTALS	**610**	**582**	**22761**	**5025**	**8722**	**.576**	**3920**	**5347**	**.733**	**2688**	**4391**	**7079**	**2276**	**2045**	**33**	**10072**	**127**	**606**	**14184**	**23.3**

3-PT. FG: 1984-85, 1-6 (.167); 1985-86, 17-75 (.227); 1986-87, 21-104 (.202); 1987-88, 44-157 (.280); 1988-89, 35-162 (.216); 1989-90, 20-92 (.217); 1990-91, 44-155 (.283); 1991-92, 32-137 (.234); TOTALS, 214-888, (.241)

CHARLES BARKLEY PLAYOFFS

	G	GS	MIN	FG	FGA	PCT	FT	FTA	PCT	OFF	DEF	TOT	A	PF	D	ST	TO	BS	PTS	AVG
1984-85	13	—	408	75	139	.540	40	63	.635	52	92	144	26	49	0	23	35	15	194	14.9
1985-86	12	—	497	104	180	.578	91	131	.695	60	129	189	67	52	2	27	65	15	300	25.0
1986-87	5	—	210	43	75	.573	36	45	.800	27	36	63	12	21	0	4	22	8	123	24.6
1988-89	3	—	135	29	45	.644	22	31	.710	8	27	35	16	9	0	5	11	2	81	27.0
1989-90	10	—	419	88	162	.543	65	108	.602	66	89	155	43	36	0	8	30	7	247	24.7
1990-91	8	—	326	74	125	.592	49	75	.653	31	53	84	48	23	0	15	25	3	199	24.9
TOTALS	**51**	**—**	**1995**	**413**	**726**	**.569**	**303**	**453**	**.669**	**244**	**426**	**670**	**212**	**190**	**2**	**82**	**188**	**50**	**1144**	**22.4**

3-PT. FG: 1984-85, 4-6 (.667); 1985-86, 1-15 (.067); 1986-87, 1-8 (.125); 1988-89, 1-5 (.200); 1989-90, 6-18 (.333); 1990-91, 2-20 (.100); TOTALS, 15-72 (.208)

CHARLES BARKLEY ALL-STAR GAME

	G	GS	MIN	FG	FGA	PCT	FT	FTA	PCT	OFF	DEF	TOT	A	PF	D	ST	TO	BS	PTS	AVG
1987	1	0	16	2	6	.333	3	6	.500	1	3	4	1	2	0	1	0	0	7	—
1988	1	0	15	1	4	.250	2	2	1.000	1	2	3	0	2	0	1	3	1	4	—
1989	1	1	20	6	11	.545	5	8	.625	3	2	5	0	0	0	2	1	1	17	—
1990	1	1	22	7	12	.583	2	3	.667	2	2	4	0	1	0	1	2	1	17	—
1991	1	1	35	7	15	.467	3	6	.500	8	14	22	4	5	0	1	3	1	17	—
1992	1	1	28	6	14	.429	0	0	---	2	7	9	1	3	0	6	3	0	12	—
TOTALS	**6**	**4**	**136**	**29**	**62**	**.468**	**15**	**25**	**.60 0**	**17**	**30**	**47**	**6**	**13**	**0**	**12**	**12**	**4**	**74**	**12.3**

3-PT. FG: 1987, 0-2 (.000); 1988, 0-1 (.000); 1990, 1-1 (.000); TOTALS, 1-4 (.250)

BARNES, MATT

UCLA — #21 — HT: 6-7 — WT: 225
Birthdate: Mar. 9, 1980 — Drafted: 2002, 2nd round (46th overall) by Memphis

	G	GS	MIN	FG	FGA	PCT	FT	FTA	PCT	OFF	DEF	TOT	A	PF	D	ST	TO	BS	PTS	AVG
2004-05	DID NOT APPEAR IN ANY GAMES AFTER BEING ACQUIRED VIA TRADE																			
2005-06	50	0	538	59	110	.536	29	43	.674	41	56	97	22	92	2	16	24	7	149	3.0

3-PT. FG: 2005-06, 2-11 (.182)

BARNETT, DICK

Tennessee State — HT: 6-4 — WT: 190
Birthdate: Oct. 2, 1936 — Drafted: 1959, by Syracuse

	G	GS	MIN	FG	FGA	PCT	FT	FTA	PCT	OFF	DEF	TOT	A	PF	D	ST	TO	BS	PTS	AVG
1959-60	57	—	1235	289	701	.412	128	180	.711	—	—	155	160	98	0	—	—	—	706	12.4
1960-61	78	—	2070	540	1194	.452	240	337	.712	—	—	283	218	169	0	—	—	—	1320	16.9
TOTALS	**135**	**—**	**3305**	**829**	**1895**	**.437**	**368**	**517**	**.712**	**—**	**—**	**438**	**378**	**267**	**0**	**—**	**—**	**—**	**2026**	**15.0**

PLAYOFFS

	G	GS	MIN	FG	FGA	PCT	FT	FTA	PCT	OFF	DEF	TOT	A	PF	D	ST	TO	BS	PTS	AVG
1959-60	3	—	64	12	38	.316	6	7	.857	—	—	14	4	4	0	—	—	—	30	10.0
1960-61	8	—	222	49	112	.438	26	36	.722	—	—	36	12	25	0	—	—	—	124	15.5
TOTALS	**11**	**—**	**286**	**61**	**150**	**.407**	**32**	**43**	**.744**	**—**	**—**	**50**	**16**	**29**	**0**	**—**	**—**	**—**	**154**	**14.0**

BARNETT, JIM

Oregon — #33 — HT: 6-4 — WT: 180
Birthdate: July 7, 1944 — Drafted: 1966, 1st round (8th overall) by Boston

	G	GS	MIN	FG	FGA	PCT	FT	FTA	PCT	OFF	DEF	TOT	A	PF	D	ST	TO	BS	PTS	AVG
1976-77	16	0	231	28	64	.438	10	18	.556	7	7	14	23	28	0	4	—	0	66	4.1

BARROS, DANA

Boston College — #3 — HT: 5-11 — WT:165
Birthdate: Apr. 13, 1967 — Drafted: 1989, 1st round (16th overall) by Seattle

	G	GS	MIN	FG	FGA	PCT	FT	FTA	PCT	OFF	DEF	TOT	A	PF	D	ST	TO	BS	PTS	AVG
1993-94	81	70	2519	412	878	.469	116	145	.800	28	168	196	424	96	0	107	167	5	1075	13.3
1994-95	82	82	3318	571	1165	.490	347	386	.899	27	247	274	619	159	1	149	242	4	1686	20.6
TOTALS	**163**	**152**	**5837**	**983**	**2043**	**.432**	**463**	**551**	**.840**	**55**	**415**	**470**	**1043**	**255**	**1**	**256**	**409**	**9**	**2761**	**16.9**

3-PT. FG: 1993-94, 135-354 (.381); 1994-95, 197-425 (.464); TOTALS, 332-779 (.426)

ALL-STAR GAME

	G	GS	MIN	FG	FGA	PCT	FT	FTA	PCT	OFF	DEF	TOT	A	PF	D	ST	TO	BS	PTS	AVG
1995	1	0	11	2	5	.400	0	0	---	0	1	1	3	0	0	0	0	0	5	5.0

3-PT FG: 1995, 1-3 (.333)

BASKERVILLE, JERRY

Temple — #24 — HT: 6-7 — WT: 190
Birthdate: Nov. 10, 1951 — Drafted: N/A

	G	GS	MIN	FG	FGA	PCT	FT	FTA	PCT	OFF	DEF	TOT	A	PF	D	ST	TO	BS	PTS	AVG
1975-76	21	0	105	8	26	.308	10	16	.625	13	15	28	3	32	0	6	—	5	26	1.2

BATTIE, TONY

Texas Tech — #4 — HT: 6-11 — WT: 240
Birthdate: Feb. 11, 1976 — Drafted: 1997, 1st round (5th overall) by Denver

	G	GS	MIN	FG	FGA	PCT	FT	FTA	PCT	OFF	DEF	TOT	A	PF	D	ST	TO	BS	PTS	AVG
2010-11	38	0	377	45	96	.469	8	14	.571	17	82	99	12	59	0	5	12	15	100	2.6
2011-12	27	11	295	19	51	.373	4	4	1.000	8	59	67	16	26	0	4	4	6	42	1.6
TOTALS	**65**	**11**	**672**	**64**	**147**	**.435**	**12**	**18**	**.667**	**25**	**141**	**166**	**28**	**85**	**0**	**9**	**16**	**21**	**142**	**2.2**

3-PT. FG: 2010-11, 2-3 (.667); 2011-12, 0-1 (.000); TOTALS, 2-4 (.500)

TONY BATTIE PLAYOFFS

	G	GS	MIN	FG	FGA	PCT	FT	FTA	PCT	OFF	DEF	TOT	A	PF	D	ST	TO	BS	PTS	AVG
2010-11	5	0	38	3	7	.429	1	2	.500	2	8	10	0	5	0	0	1	3	7	1.4
2011-12	DNP - COACH'S DECISION																			

BECK, ERNIE

Pennsylvania — HT: 6-4 — WT: 190
Birthdate: Dec. 11, 1931 — Drafted: 1953, by Syracuse

	G	GS	MIN	FG	FGA	PCT	FT	FTA	PCT	OFF	DEF	TOT	A	PF	D	ST	TO	BS	PTS	AVG
1960-61*	10	—	82	10	29	.345	6	7	.857	—	—	23	15	10	0	—	—	—	26	2.6

BELL, RAJA

Florida International — #11 — HT: 6-5 — WT: 204
Birthdate: Sept. 19, 1976 — Drafted: Undrafted

	G	GS	MIN	FG	FGA	PCT	FT	FTA	PCT	OFF	DEF	TOT	A	PF	D	ST	TO	BS	PTS	AVG
2000-01	5	0	30	2	7	.286	0	0	—	0	1	1	0	1	0	1	2	0	5	1.0
2001-02	74	12	890	103	240	.429	36	48	.750	31	80	111	71	109	0	21	48	4	254	3.4
TOTALS	**79**	**12**	**920**	**105**	**247**	**.425**	**36**	**48**	**.750**	**31**	**81**	**112**	**71**	**110**	**0**	**22**	**50**	**4**	**259**	**4.4**

3-PT. FG: 2000-01, 1-3 (.333); 2001-02, 12-44 (.273); TOTALS, 13-47 (.277)

PLAYOFFS

	G	GS	MIN	FG	FGA	PCT	FT	FTA	PCT	OFF	DEF	TOT	A	PF	D	ST	TO	BS	PTS	AVG
2000-01	15	0	124	12	27	.444	8	14	.250	4	9	13	7	20	0	15	5	0	43	2.3
2001-02	3	0	8	1	3	.333	0	0	---	1	0	1	0	0	0	0	0	0	2	0.7
TOTALS	**18**	**0**	**132**	**13**	**30**	**.433**	**8**	**14**	**.571**	**5**	**9**	**14**	**7**	**20**	**0**	**15**	**5**	**0**	**45**	**2.5**

3-PT. FG: 2000-01, 2-8 (.250); 2001-02, 0-2 (.000); TOTALS, 2-10 (.200)

BENJAMIN, BENOIT

Creighton — #00 — HT: 7-0 — WT: 265
Birthdate: Nov. 22, 1964 — Drafted: 1985, 1st round (3rd overall) by LA Clippers

	G	GS	MIN	FG	FGA	PCT	FT	FTA	PCT	OFF	DEF	TOT	A	PF	D	ST	TO	BS	PTS	AVG
1997-98	14	0	197	22	41	.537	19	30	.633	18	35	53	3	26	0	4	12	4	63	4.5
1998-99	6	0	33	2	7	.286	0	0	---	3	5	8	1	6	0	0	3	0	4	0.7
TOTALS	**20**	**0**	**230**	**24**	**48**	**.500**	**19**	**30**	**.633**	**21**	**40**	**61**	**4**	**32**	**0**	**4**	**15**	**4**	**67**	**3.4**

BENNETT, ELMER

Notre Dame — #5 — HT: 6-0 — WT: 170
Birthdate: Feb. 13, 1970 — Drafted: 1992, 2nd round (38th overall) by Atlanta

	G	GS	MIN	FG	FGA	PCT	FT	FTA	PCT	OFF	DEF	TOT	A	PF	D	ST	TO	BS	PTS	AVG
1995-96	8	0	66	4	17	.235	3	4	.750	1	4	5	8	6	0	1	7	1	11	1.4

BIANCHI, AL

Bowling Green — #24 — HT: 6-3 — WT: 185
Birthdate: Mar. 26, 1932 — Drafted: 1954, by Minneapolis

	G	GS	MIN	FG	FGA	PCT	FT	FTA	PCT	OFF	DEF	TOT	A	PF	D	ST	TO	BS	PTS	AVG
1956-57	68	—	1577	199	567	.351	165	239	.690	—	—	227	106	198	5	—	—	—	563	8.3
1957-58	69	—	1421	215	625	.344	140	205	.683	—	—	221	114	188	4	—	—	—	570	8.3
1958-59	72	—	1779	285	756	.377	149	206	.723	—	—	199	159	260	8	—	—	—	719	10.0
1959-60	69	—	1256	211	576	.366	109	155	.703	—	—	179	169	231	5	—	—	—	531	7.7
1960-61	52	—	667	118	342	.345	60	87	.690	—	—	105	93	137	5	—	—	—	296	5.7
1961-62	80	—	1925	336	847	.397	154	221	.697	—	—	281	263	232	5	—	—	—	826	10.3
1962-63	61	—	1159	202	476	.424	120	164	.732	—	—	134	170	165	2	—	—	—	524	8.6
1963-64	78	—	1437	257	684	.376	109	141	.773	—	—	147	149	248	6	—	—	—	623	8.0
1964-64	60	—	1116	175	486	.360	54	76	.711	—	—	95	140	178	10	—	—	—	404	6.7
1965-66	78	—	1312	214	560	.382	66	98	.673	—	—	134	134	232	4	—	—	—	494	6.3
TOTALS	**687**	**—**	**13649**	**2212**	**5919**	**.374**	**1126**	**1592**	**.707**	**—**	**—**	**1722**	**1497**	**2069**	**54**	**—**	**—**	**—**	**5550**	**8.1**

PLAYOFFS

	G	GS	MIN	FG	FGA	PCT	FT	FTA	PCT	OFF	DEF	TOT	A	PF	D	ST	TO	BS	PTS	AVG
1956-57	5	—	97	12	38	.316	8	12	.667	—	—	15	8	16	1	—	—	—	32	6.4
1957-58	2	—	37	4	12	.333	3	8	.375	—	—	7	2	4	0	—	—	—	11	5.5
1958-59	9	—	192	34	74	.459	14	22	.636	—	—	29	25	41	4	—	—	—	82	9.1
1959-60	2	—	18	0	8	.000	0	0	---	—	—	3	3	2	0	—	—	—	0	0.0
1960-61	7	—	90	17	46	.370	8	9	.889	—	—	7	5	20	1	—	—	—	42	6.0
1961-62	5	—	184	27	69	.391	17	20	.850	—	—	26	18	17	0	—	—	—	71	14.2
1962-63	5	—	77	15	34	.441	4	7	.571	—	—	8	2	17	0	—	—	—	34	6.8
1963-64	5	—	68	12	29	.414	3	4	.750	—	—	4	4	12	0	—	—	—	27	5.4
1964-65	11	—	308	45	118	.381	14	21	.667	—	—	16	30	45	2	—	—	—	104	9.5
1965-66	5	—	64	18	43	.419	9	12	.750	—	—	10	4	19	1	—	—	—	45	9.0
TOTALS	**56**	**—**	**1135**	**184**	**471**	**.391**	**80**	**115**	**.696**	**—**	**—**	**125**	**101**	**193**	**9**	**—**	**—**	**—**	**448**	**8.0**

ALL-TIME ROSTER

BIBBY, HENRY

UCLA | #14 | HT: 6-1 | WT:185
Birthdate: Nov. 24, 1949 | Drafted: 1972, 4th round (57th pick) by New York

	G	GS	MIN	FG	FGA	PCT	FT	FTA	PCT	OFF	DEF	TOT	A	PF	D	ST	TO	BS	PTS	AVG
1976-77	81	80	2639	302	702	.430	221	282	.784	86	187	273	356	200	2	108	—	5	825	10.2
1977-78	82	82	2518	286	659	.434	171	219	.781	62	189	251	464	207	0	91	153	6	743	9.1
1978-79	82	38	2538	368	869	.423	266	335	.794	72	172	244	371	199	0	72	197	7	1002	12.2
1979-80	82	8	2035	251	626	.401	226	286	.790	65	143	208	307	161	0	62	147	6	739	9.0
TOTALS	**327**	**208**	**9730**	**1207**	**2856**	**.423**	**884**	**1122**	**.788**	**285**	**691**	**976**	**1498**	**767**	**2**	**333**	**497**	**24**	**3309**	**10.1**

3-PT. FG: 1979-80, 11-52 (.212), TOTALS, 11-52 (.212)

PLAYOFFS

	G	GS	MIN	FG	FGA	PCT	FT	FTA	PCT	OFF	DEF	TOT	A	PF	D	ST	TO	BS	PTS	AVG
1976-77	19	—	691	83	197	.421	45	59	.763	28	43	71	75	59	0	24	—	2	211	11.1
1977-78	10	—	289	33	82	.402	20	22	.909	9	21	30	48	25	0	12	22	0	86	8.6
1978-79	9	—	231	26	67	.388	20	30	.667	8	11	19	42	26	0	4	0	0	72	8.0
1979-80	18	—	400	45	124	.363	40	50	.800	15	29	44	52	35	0	7	27	0	135	7.5
TOTALS	**56**	**—**	**1611**	**187**	**470**	**.398**	**125**	**161**	**.776**	**60**	**104**	**164**	**217**	**145**	**0**	**47**	**49**	**2**	**504**	**9.0**

3-PT. FG: 1979-80, 5-13 (.385)

BLOCK, JOHN

USC | #34 | HT: 6-9 | WT: 210
Birthdate: Apr. 16, 1944 | Drafted: 1966, 3rd round (27th pick) by LA Lakers

	G	GS	MIN	FG	FGA	PCT	FT	FTA	PCT	OFF	DEF	TOT	A	PF	D	ST	TO	BS	PTS	AVG
1972-73	48	48	1558	311	706	.441	236	302	.781	—	—	442	94	173	4	—	—	—	858	17.9

ALL-STAR GAME

	G	GS	MIN	FG	FGA	PCT	FT	FTA	PCT	OFF	DEF	TOT	A	PF	D	ST	TO	BS	PTS	AVG
1973	1	0	5	2	4	.500	0	0	---	—	—	2	0	1	0	—	—	—	4	4.0

BLOUNT, CORIE

Cincinnati | #40 | HT: 6-9 | WT: 242
Birthdate: Jan. 4, 1969 | Drafted: 1993, 1st round (25th pick) by Chicago

	G	GS	MIN	FG	FGA	PCT	FT	FTA	PCT	OFF	DEF	TOT	A	PF	D	ST	TO	BS	PTS	AVG
2001-02	72	21	1426	115	251	.458	29	45	.644	149	219	368	44	176	1	49	52	26	259	3.6

3-PT. FG: 2001-02, 0-1 (.000)

PLAYOFFS

	G	GS	MIN	FG	FGA	PCT	FT	FTA	PCT	OFF	DEF	TOT	A	PF	D	ST	TO	BS	PTS	AVG
2001-02	5	0	88	2	8	.250	3	4	.750	10	4	14	2	9	0	2	4	2	7	1.4

BOL, MANUTE

Bridgeport | #11 | HT: 7-7 | WT: 225
Birthdate: Oct. 16, 1962 | Drafted: 1983, 5th round (97th overall) by San Diego

	G	GS	MIN	FG	FGA	PCT	FT	FTA	PCT	OFF	DEF	TOT	A	PF	D	ST	TO	BS	PTS	AVG
1990-91	82	6	1522	65	164	.396	24	41	.585	66	284	350	20	184	0	16	63	247	155	1.9
1991-92	71	2	1267	49	128	.383	12	26	.462	54	168	222	22	139	1	11	41	205	110	1.5
1992-93	58	23	855	52	127	.409	12	19	.632	44	149	193	18	87	0	14	50	119	126	2.2
1993-94	4	0	49	3	7	.429	0	0	---	2	4	6	0	8	0	2	0	9	6	1.5
TOTALS	**215**	**31**	**3693**	**169**	**426**	**.397**	**48**	**86**	**.558**	**166**	**605**	**771**	**60**	**418**	**1**	**43**	**154**	**580**	**397**	**1.8**

3-PT. FG: 1990-91, 1-14 (.071); 1991-92, 0-9 (.000); 1992-93, 10-32 (.313); TOTALS, 11-55 (.200)

PLAYOFFS

	G	GS	MIN	FG	FGA	PCT	FT	FTA	PCT	OFF	DEF	TOT	A	PF	D	ST	TO	BS	PTS	AVG
1990-91	8	0	109	9	18	.500	6	9	.667	4	15	19	1	14	0	1	5	12	24	3.0

BOOTH, CALVIN

Penn State | #52 | HT: 6-11 | WT: 250
Birthdate: May 7, 1976 | Drafted: 1999, 2nd round (35th overall) by Washington

	G	GS	MIN	FG	FGA	PCT	FT	FTA	PCT	OFF	DEF	TOT	A	PF	D	ST	TO	BS	PTS	AVG
2007-08	31	0	204	9	27	.333	6	10	.600	6	32	38	8	35	0	6	4	18	24	0.8

BOWEN, BRUCE

Cal State Fullerton | #12 | HT: 6-7 | WT: 200
Birthdate: June 14, 1971 | Drafted: Undrafted

	G	GS	MIN	FG	FGA	PCT	FT	FTA	PCT	OFF	DEF	TOT	A	PF	D	ST	TO	BS	PTS	AVG
1999-00	42	0	311	26	73	.356	6	12	.500	14	22	36	16	37	0	9	5	5	59	1.4

3-PT. FG: 1999-00, 1-2 (.500)

BOWMAN, IRA

Pennsylvania | #11 | HT: 6-5 | WT: 195
Birthdate: June 11, 1973 | Drafted: Undrafted

	G	GS	MIN	FG	FGA	PCT	FT	FTA	PCT	OFF	DEF	TOT	A	PF	D	ST	TO	BS	PTS	AVG
1999-00	11	0	20	2	2	1.000	1	2	.500	0	2	2	1	0	0	1	1	0	5	0.5
2001-02	3	0	29	5	7	.714	0	0	---	0	1	1	1	3	0	2	0	0	10	3.3
TOTALS	**14**	**0**	**49**	**7**	**9**	**.778**	**1**	**2**	**.500**	**0**	**3**	**3**	**2**	**3**	**0**	**3**	**1**	**0**	**15**	**1.1**

3-PT. FG: 2001-02, 0-1 (.000)

PLAYOFFS

	G	GS	MIN	FG	FGA	PCT	FT	FTA	PCT	OFF	DEF	TOT	A	PF	D	ST	TO	BS	PTS	AVG
1999-00	7	0	11	0	2	.000	0	1	---	0	0	0	2	0	0	0	—	0	0	0.0

3-PT. FG: 1999-00, 0-1 (.000)

BOYD, FRED

Oregon State | #11 | HT: 6-2 | WT: 180
Birthdate: June 13, 1950 | Drafted: 1972, 1st round (5th pick) by 76ers

	G	GS	MIN	FG	FGA	PCT	FT	FTA	PCT	OFF	DEF	TOT	A	PF	D	ST	TO	BS	PTS	AVG
1972-73	82	49	2351	362	923	.392	136	200	.680	—	—	210	301	184	1	—	—	—	860	10.5
1973-74	75	26	1818	286	712	.402	141	195	.723	16	77	93	249	173	1	60	—	9	713	9.5
1974-75	66	13	1362	205	495	.414	55	115	.478	16	73	89	161	134	0	43	—	4	465	7.0
1975-76	6	0	33	2	6	.333	1	2	.500	0	2	2	2	5	0	—	1	0	5	0.8
TOTALS	**229**	**89**	**5564**	**855**	**2136**	**.400**	**333**	**512**	**.650**	**32**	**152**	**394**	**713**	**496**	**2**	**—**	**104**	**13**	**2043**	**8.9**

BRACKINS, CRAIG

Iowa State | #33 | HT: 6-10 | WT: 230
Birthdate: Oct. 9, 1987 | Drafted: 2010, 1st round (21st overall) by Oklahoma City

	G	GS	MIN	FG	FGA	PCT	FT	FTA	PCT	OFF	DEF	TOT	A	PF	D	ST	TO	BS	PTS	AVG
2010-11	3	0	33	4	16	.250	0	0	---	2	2	4	1	3	0	1	0	0	8	2.7
2011-12	14	1	88	9	33	.273	1	2	.500	5	10	15	8	6	0	6	4	1	22	1.6
TOTALS	**17**	**1**	**121**	**13**	**49**	**.265**	**1**	**2**	**.500**	**7**	**12**	**19**	**9**	**9**	**0**	**7**	**4**	**1**	**30**	**1.8**

3-PT. FG: 2010-11, 0-5 (.000); 2011-12, 3-9 (.333); TOTALS 3-14 (.214)

PLAYOFFS

	MIN	FG	FGA	PCT	FT	FTA	PCT	OFF	DEF	TOT	A	PF	D	ST	TO	BS	PTS	AVG	G	GS
2010-11	DNP - COACH'S DECISION																			
2011-12	DNP - COACH'S DECISION																			

BRADLEY, MICHAEL

Villanova | #31 | HT: 6-10 | WT: 245
Birthdate: April 18, 1979 | Drafted: 2001, 1st round (17th pick) by Toronto

	G	GS	MIN	FG	FGA	PCT	FT	FTA	PCT	OFF	DEF	TOT	A	PF	D	ST	TO	BS	PTS	AVG
2004-05	2	0	16	4	5	.800	1	2	.500	0	3	3	1	0	0	0	1	0	9	4.5
2005-06	46	1	367	32	79	.405	2	3	.667	40	67	107	17	39	0	5	19	7	67	1.5
TOTALS	**48**	**1**	**383**	**36**	**84**	**.429**	**3**	**5**	**.600**	**40**	**70**	**110**	**18**	**39**	**0**	**5**	**20**	**7**	**76**	**1.6**

3PT. FG: 2004-05, 0-1 (.000); 2005-06, 1-5 (.200); TOTALS, 1-6 (.167)

BRADLEY, SHAWN

Brigham Young | #76 | HT: 7-6 | WT: 248
Birthdate: March 22, 1972 | Drafted: 1993, 1st round (2nd overall) by 76ers

	G	GS	MIN	FG	FGA	PCT	FT	FTA	PCT	OFF	DEF	TOT	A	PF	D	ST	TO	BS	PTS	AVG
1993-94	49	45	1385	201	491	.409	102	168	.607	98	208	306	98	170	3	45	148	147	504	10.3
1994-95	82	59	2365	315	693	.455	148	232	.638	243	416	659	53	338	18	54	142	274	778	9.5
1995-96	12	11	334	43	97	.443	19	25	.760	34	72	106	8	42	0	8	31	38	105	8.8
TOTALS	**143**	**115**	**4084**	**559**	**1281**	**.436**	**269**	**425**	**.633**	**375**	**696**	**1071**	**159**	**550**	**21**	**107**	**321**	**459**	**1387**	**9.7**

3-PT FG: 1993-94, 0-3 (.000); 1994-95, 0-3 (.000); TOTALS, 0-6, (.000)

BRADTKE, MARK

Redcliffe H.S., Australia | #50 | HT: 6-10 | WT: 265
Birthdate: Sept. 27, 1968 | Drafted: Undrafted

	G	GS	MIN	FG	FGA	PCT	FT	FTA	PCT	OFF	DEF	TOT	A	PF	D	ST	TO	BS	PTS	AVG
1996-97	36	0	251	25	58	.431	9	13	.692	26	42	68	7	34	0	5	9	5	59	1.6

BRAND, ELTON

Duke | #42 | HT: 6-9 | WT: 254
Birthdate: March 11, 1979 | Drafted: 1999, 1st round (1st overall) by Chicago

	G	GS	MIN	FG	FGA	PCT	FT	FTA	PCT	OFF	DEF	TOT	A	PF	D	ST	TO	BS	PTS	AVG
2008-09	29	23	920	163	365	.447	73	108	.676	77	177	254	37	78	1	17	68	45	399	13.8
2009-10	76	57	2297	412	858	.480	172	233	.738	179	282	461	109	232	1	82	131	80	996	13.1
2010-11	81	81	2809	502	981	.512	213	273	.780	237	439	676	120	244	3	92	101	106	1217	15.0
2011-12	60	60	1732	287	581	.494	85	116	.733	145	284	429	97	176	1	58	65	97	659	11.0
2015-16	17	1	225	31	72	.431	8	9	.889	9	54	63	18	32	0	9	11	8	70	4.1
TOTALS	**263**	**222**	**7983**	**1395**	**2857**	**.488**	**551**	**739**	**.746**	**647**	**1236**	**1883**	**381**	**762**	**6**	**258**	**376**	**336**	**3341**	**12.7**

3-PT FG: 2009-10, 0-1 (.000); 2010-11, 0-1 (.000); 2011-12 0-1 (.000); 2015-16 0-1 (0-1) TOTALS, 0-4 (.000)

PLAYOFFS

	G	GS	MIN	FG	FGA	PCT	FT	FTA	PCT	OFF	DEF	TOT	A	PF	D	ST	TO	BS	PTS	AVG
2008-09	INACTIVE - RIGHT SHOULDER INJURY																			
2010-11	5	5	185	34	62	.548	10	13	.769	12	30	42	3	21	1	2	4	6	78	15.6
2011-12	13	13	356	46	99	.465	20	32	.625	22	41	63	7	36	1	11	7	20	112	8.6
TOTALS	**18**	**18**	**541**	**80**	**161**	**.497**	**30**	**45**	**.667**	**34**	**71**	**105**	**10**	**57**	**2**	**13**	**11**	**26**	**190**	**10.6**

BRANSON, JESSE

Elon | #22 | HT: 6-7 | WT: 200
Birthdate: Jan. 7, 1942 | Drafted: 1965, 2nd round (9th overall) by 76ers

	G	GS	MIN	FG	FGA	PCT	FT	FTA	PCT	OFF	DEF	TOT	A	PF	D	ST	TO	BS	PTS	AVG
1965-66	5	—	14	1	6	.167	3	4	.750	—	—	9	1	4	0	—	—	—	5	1.0

BRASCO, JAMES

New York U. | HT: 6-1 | WT: 170
Birthdate: Feb. 3, 1931 | Drafted: 1952, by Syracuse

	G	GS	MIN	FG	FGA	PCT	FT	FTA	PCT	OFF	DEF	TOT	A	PF	D	ST	TO	BS	PTS	AVG
1952-53	10		111	11	48	.229	11	14	.786	—	—	15	12	18	1	—	—	—	33	3.3

ALL-TIME ROSTER

BREZEC, PRIMOZ

Slovenia — #7 — HT: 7-1 — WT: 255
Birthdate: Oct. 2, 1979 — Drafted: 2000, 1st round (27th overall) by Indiana

	G	GS	MIN	FG	FGA	PCT	FT	FTA	PCT	OFF	DEF	TOT	A	PF	D	ST	TO	BS	PTS	AVG
2009-10	7	0	36	2	13	.154	1	2	.500	6	6	12	0	9	0	1	0	1	5	0.7

BRIDGES, BILL

Kansas — #23 — HT: 6-4 1/2 — WT: 230
Birthdate: Apr. 4, 1939 — Drafted: 1961, 3rd round (32nd overall) by Chicago

	G	GS	MIN	FG	FGA	PCT	FT	FTA	PCT	OFF	DEF	TOT	A	PF	D	ST	TO	BS	PTS	AVG
1971-72	64	62	2210	328	645	.509	191	272	.702	—	—	861	158	219	5	—	—	—	847	13.2

BRISTOW, ALLAN

Virginia Tech — #44 — HT: 6-7 — WT: 220
Birthdate: Aug. 23, 1951 — Drafted: 1973, 2nd round (21st overall) by 76ers

	G	GS	MIN	FG	FGA	PCT	FT	FTA	PCT	OFF	DEF	TOT	A	PF	D	ST	TO	BS	PTS	AVG
1973-74	55	0	643	108	270	.400	42	57	.737	68	99	167	92	68	1	29	—	1	258	4.7
1974-75	72	3	1101	163	393	.415	121	153	.791	111	143	254	99	101	0	25	—	2	447	6.2
TOTALS	**127**	**3**	**1744**	**271**	**663**	**.409**	**163**	**210**	**.776**	**179**	**242**	**421**	**191**	**169**	**1**	**54**	**—**	**3**	**705**	**5.6**

BROOKS, SCOTT

Cal-Irvine — #1 — HT: 5-11 — WT: 165
Birthdate: July 31, 1965 — Drafted: Undrafted

	G	GS	MIN	FG	FGA	PCT	FT	FTA	PCT	OFF	DEF	TOT	A	PF	D	ST	TO	BS	PTS	AVG
1988-89	82	6	1372	156	371	.420	61	69	.884	19	75	94	306	116	0	69	65	3	428	5.2
1989-90	72	1	975	119	276	.431	50	57	.877	15	49	64	207	105	0	47	38	0	319	4.4
TOTALS	**154**	**7**	**2347**	**275**	**647**	**.425**	**111**	**126**	**.881**	**34**	**124**	**158**	**513**	**221**	**0**	**116**	**103**	**3**	**747**	**4.9**

3-PT. FG: 1988-89, 55-123 (.359); 1989-90, 31-79 (.392); TOTALS, 86-232 (.371)

PLAYOFFS

	G	GS	MIN	FG	FGA	PCT	FT	FTA	PCT	OFF	DEF	TOT	A	PF	D	ST	TO	BS	PTS	AVG
1988-89	3	0	21	1	6	.167	2	2	1.000	0	4	4	5	4	0	0	1	0	5	1.7
1989-90	9	0	99	6	19	.316	6	9	.667	2	6	8	16	13	0	3	7	0	21	2.3
TOTALS	**12**	**0**	**120**	**7**	**25**	**.280**	**8**	**11**	**.727**	**2**	**10**	**12**	**21**	**17**	**0**	**3**	**8**	**0**	**26**	**2.2**

3-PT. FG: 1988-89, 1-2 (.500); 1989-90, 3-7 (.429); TOTALS, 4-9 (.444)

BROWN, DAMONE

Syracuse — #31 — HT: 6-8 — WT: 202
Birthdate: June 28, 1979 — Drafted: 2001, 2nd round (37th overall) by 76ers

	G	GS	MIN	FG	FGA	PCT	FT	FTA	PCT	OFF	DEF	TOT	A	PF	D	ST	TO	BS	PTS	AVG
2001-02	17	0	67	8	21	.381	7	8	.875	2	2	4	2	11	0	1	9	1	23	1.4

3-PT FG: 2001-02, 0-1 (.000)

BROWN, KEDRICK

Okaloosa-Walton CC (Fla.) — #5 — HT: 6-7 — WT: 222
Birthdate: March 18, 1981 — Drafted: 2001, 1st round (11th overall)

	G	GS	MIN	FG	FGA	PCT	FT	FTA	PCT	OFF	DEF	TOT	A	PF	D	ST	TO	BS	PTS	AVG
2004-05	8	0	55	2	6	.333	8	10	.800	1	10	11	4	4	0	3	5	1	12	1.5

3-PT FG: 2004-05, 0-3 (.000)

BROWN, KWAME

Glynn Academy HS (Ga.) — #54 — HT: 6-11 — WT: 290
Birthdate: March, 10, 1982 — Drafted: 2001, 1st round (1st overall)

	G	GS	MIN	FG	FGA	PCT	FT	FTA	PCT	OFF	DEF	TOT	A	PF	D	ST	TO	BS	PTS	AVG
2012-13	22	11	269	17	37	.459	7	19	.368	23	51	74	9	37	0	6	8	10	41	1.9
2013-14	INACTIVE - RIGHT HAMSTRING STRAIN																			

BROWN, LORENZO

North Carolina State — #7 — HT: 6-5 — WT: 189
Birthdate: Aug. 26, 1990 — Drafted: 2013, 2nd round (52 overall) by Minnesota

	G	GS	MIN	FG	FGA	PCT	FT	FTA	PCT	OFF	DEF	TOT	A	PF	D	ST	TO	BS	PTS	AVG
2013-14	26	0	224	26	86	.302	9	13	.692	8	20	28	41	19	0	13	16	3	64	2.5

3-PT. FG: 2013-14, 3-30 (.100)

BROWN, MIKE

George Washington — #40 — HT: 6-10 — WT: 260
Birthdate: July 19, 1963 — Drafted: 1985, 3rd round (69th overall) by Chicago

	G	GS	MIN	FG	FGA	PCT	FT	FTA	PCT	OFF	DEF	TOT	A	PF	D	ST	TO	BS	PTS	AVG
1995-96	9	1	162	9	16	.563	8	17	.471	14	23	37	3	24	1	3	6	2	26	2.9

BRYANT, JOE

La Salle — #23 — HT: 6-91/2 — WT: 200
Birthdate: Oct. 19, 1954 — Drafted: 1975, 1st round (14th overall) by Golden State

	G	GS	MIN	FG	FGA	PCT	FT	FTA	PCT	OFF	DEF	TOT	A	PF	D	ST	TO	BS	PTS	AVG
1975-76	75	3	1203	233	552	.422	92	147	.626	97	181	278	61	165	0	44	—	23	558	7.4
1976-77	61	0	612	107	240	.446	53	70	.757	45	72	117	48	84	1	36	—	13	267	4.4
1977-78	81	0	1236	190	436	.436	111	144	.771	103	177	280	129	185	1	56	115	24	491	6.1
1978-79	70	0	1064	205	478	.429	123	170	.724	96	163	259	103	171	1	49	114	9	533	7.6
TOTALS	**287**	**3**	**4115**	**735**	**1706**	**.431**	**379**	**531**	**.714**	**341**	**593**	**934**	**341**	**605**	**3**	**185**	**229**	**69**	**1849**	**6.4**

JOE BRYANT PLAYOFFS

	G	GS	MIN	FG	FGA	PCT	FT	FTA	PCT	OFF	DEF	TOT	A	PF	D	ST	TO	BS	PTS	AVG
1975-76	3	—	43	9	12	.750	5	7	.714	3	10	13	1	11	1	1	—	1	23	7.7
1976-77	10	—	74	12	31	.387	5	8	.625	2	13	15	7	13	0	6	—	2	29	2.9
1977-78	10	—	122	21	47	.447	8	11	.727	7	18	25	9	22	0	6	5	1	50	5.0
1978-79	7	—	35	10	26	.385	1	2	.500	0	1	1	4	8	0	1	2	0	21	3.0
TOTALS	**30**	**—**	**274**	**52**	**116**	**.448**	**19**	**28**	**.679**	**12**	**42**	**54**	**21**	**54**	**1**	**14**	**7**	**4**	**123**	**4.1**

BRYANT, MARK

Seton Hall — #9 — HT: 6-9 — WT: 250
Birthdate: Apr. 25, 1965 — Drafted: 1988, 1st round (21st overall) by San Antonio

	G	GS	MIN	FG	FGA	PCT	FT	FTA	PCT	OFF	DEF	TOT	A	PF	D	ST	TO	BS	PTS	AVG
2002-03	11	0	77	5	17	.294	2	2	1.000	7	9	16	1	12	0	1	5	1	12	1.1

BUCKNER, GREG

Clemson — #21 — HT: 6-4 — WT: 210
Birthdate: Sept. 16, 1976 — Drafted: 1998, 2nd round (53rd overall) by Dallas

	G	GS	MIN	FG	FGA	PCT	FT	FTA	PCT	OFF	DEF	TOT	A	PF	D	ST	TO	BS	PTS	AVG
2002-03	75	5	1514	185	398	.465	65	81	.802	72	144	216	96	203	0	72	62	16	450	6.0
2003-04	53	3	703	66	175	.377	20	27	.741	28	75	103	45	77	0	21	34	4	164	3.1
TOTALS	**128**	**8**	**2217**	**251**	**573**	**.438**	**85**	**108**	**.787**	**100**	**219**	**319**	**141**	**280**	**0**	**93**	**96**	**20**	**614**	**4.8**

3-PT. FG: 2002-03, 15-55 (.273); 2003-04, 12-44 (.273); TOTALS, 27-99 (.273)

PLAYOFFS

	G	GS	MIN	FG	FGA	PCT	FT	FTA	PCT	OFF	DEF	TOT	A	PF	D	ST	TO	BS	PTS	AVG
2002-03	10	0	112	10	31	.323	4	4	1.000	3	14	17	3	18	0	1	3	2	26	2.6

3-PT. FG: 2002-03, 2-9 (.222)

BUFORD, RODNEY

Creighton — #23 — HT: 6-5 — WT: 189
Birthdate: Nov. 2, 1977 — Drafted: 1999, 2nd round (53rd overall) by Miami

	G	GS	MIN	FG	FGA	PCT	FT	FTA	PCT	OFF	DEF	TOT	A	PF	D	ST	TO	BS	PTS	AVG
2000-01	47	0	573	104	241	.432	24	29	.828	16	58	74	17	68	0	17	29	6	248	5.3

3-PT. FG: 2000-01, 16-38 (.421)

PLAYOFFS

	G	GS	MIN	FG	FGA	PCT	FT	FTA	PCT	OFF	DEF	TOT	A	PF	D	ST	TO	BS	PTS	AVG
2000-01	15	0	72	8	24	.333	2	2	1.000	5	7	12	3	15	0	4	4	1	21	1.4

3-PT. FG: 2000-01, 3-6 (.500)

BURTON, WILLIE

Minnesota — #9 — HT: 6-8 — WT: 219
Birthdate: May 26, 1968 — Drafted: 1990, 1st round (9th overall) by Miami

	G	GS	MIN	FG	FGA	PCT	FT	FTA	PCT	OFF	DEF	TOT	A	PF	D	ST	TO	BS	PTS	AVG
1994-95	53	31	1564	243	606	.401	220	267	.824	49	115	164	96	167	3	32	122	19	812	15.3

3-PT. FG: 1994-95, 106-275 (.385)

BYNUM, ANDREW

St. Joseph HS (NJ) — #33 — HT: 7-0 — WT: 285
Birthdate: October 27, 1987 — Drafted: 2005, 1st round (10th overall) by L.A. Lakers

	G	GS	MIN	FG	FGA	PCT	FT	FTA	PCT	OFF	DEF	TOT	A	PF	D	ST	TO	BS	PTS	AVG
2012-13	INACTIVE - BILATERAL BONE BRUISES/BILATERAL ARHTORSCOPIC KNEE SURGERY																			

CABLE, BARNEY

Bradley — HT: 6-7 — WT: 200
Birthdate: July 29, 1935 — Drafted: 1958, 2nd round (11th overall) by Detroit

	G	GS	MIN	FG	FGA	PCT	FT	FTA	PCT	OFF	DEF	TOT	A	PF	D	ST	TO	BS	PTS	AVG
1959-60*	57	—	715	109	290	.376	44	67	.657	—	—	225	39	93	1	—	—	—	262	4.6
1960-61	75	—	1642	266	574	.463	73	108	.676	—	—	469	85	246	1	—	—	—	605	8.1
TOTALS	**132**	**—**	**2357**	**375**	**864**	**.434**	**117**	**175**	**.669**	**—**	**—**	**694**	**124**	**339**	**2**	**—**	**—**	**—**	**867**	**6.6**

PLAYOFFS

	G	GS	MIN	FG	FGA	PCT	FT	FTA	PCT	OFF	DEF	TOT	A	PF	D	ST	TO	BS	PTS	AVG
1959-60	3	—	63	5	14	.357	4	8	.500	—	—	28	1	12	0	—	—	—	14	4.7
1960-61	8	—	185	26	65	.400	10	17	.588	—	—	61	7	29	1	—	—	—	62	7.8
TOTALS	**11**	**—**	**248**	**31**	**79**	**.392**	**14**	**25**	**.560**	**—**	**—**	**89**	**8**	**41**	**1**	**—**	**—**	**—**	**76**	**6.9**

CAGE, MICHAEL

San Diego State — #4 — HT: 6-9 — WT: 248
Birthdate: Jan. 28, 1962 — Drafted: 1984, 1st round (14th pick) by LA Clippers

	G	GS	MIN	FG	FGA	PCT	FT	FTA	PCT	OFF	DEF	TOT	A	PF	D	ST	TO	BS	PTS	AVG
1996-97	82	24	1247	66	141	.468	19	41	.463	112	208	320	43	118	0	48	17	42	151	1.8

ALL-TIME ROSTER

CALABRESE, GERRY

St. John's (N.Y.) — HT: 6-1 — WT: 175
Birthdate: Feb. 4, 1925 — Drafted: 1950, by Syracuse

	G	GS	MIN	FG	FGA	PCT	FT	FTA	PCT	OFF	DEF	TOT	A	PF	D	ST	TO	BS	PTS	AVG
1950-51	46	—	—	70	197	.355	61	88	.693	—	—	65	65	80	0	—	—	—	201	4.4
1951-52	58	—	937	109	317	.344	73	103	.709	—	—	84	83	107	0	—	—	—	291	5.0
TOTALS	**104**	**—**	**937**	**179**	**514**	**.348**	**134**	**191**	**.702**	**—**	**—**	**149**	**148**	**187**	**0**	**—**	**—**	**—**	**492**	**4.7**

PLAYOFFS

	G	GS	MIN	FG	FGA	PCT	FT	FTA	PCT	OFF	DEF	TOT	A	PF	D	ST	TO	BS	PTS	AVG
1951-52	6	—	53	10	24	.417	4	4	1.000	—	—	8	4	18	0	—	—	—	24	4.0

CALDWELL, ADRIAN

Lamar — #45 — HT: 6-9 — WT: 265
Birthdate: July 4, 1966 — Drafted: Undrafted

	G	GS	MIN	FG	FGA	PCT	FT	FTA	PCT	OFF	DEF	TOT	A	PF	D	ST	TO	BS	PTS	AVG
1996-97	27	0	365	30	57	.526	12	33	.364	38	73	111	7	60	1	8	16	7	72	2.7

CANAAN, ISAIAH

Murray State — #0 — HT: 6-0 — WT: 188
Birthdate: 5/21/91 — Drafted: 2013, 2nd round (34th overall) by Houston

	G	GS	MIN	FG	FGA	PCT	FT	FTA	PCT	OFF	DEF	TOT	A	PF	D	ST	TO	BS	PTS	AVG
2014-15	22	12	569	93	247	.377	33	39	.846	7	47	54	69	55	0	15	39	3	278	12.6
2015-16	77	39	1966	260	722	.360	150	180	.833	20	154	174	137	133	0	56	91	12	846	11.0
TOTALS	**99**	**51**	**2535**	**353**	**969**	**.364**	**183**	**219**	**.836**	**27**	**201**	**228**	**206**	**188**	**0**	**71**	**130**	**15**	**1124**	**11.4**

3-PT. FG: 2014-15, 59-162 (.364); 2015-16, 176-485 (.363); Totals, 235-647 (.363)

CANNON, LARRY

La Salle — #14 — HT: 6-41/2 — WT: 195
Birthdate: Apr. 12, 1947 — Drafted: 1969, 1st round (5th overall) by Chicago

	G	GS	MIN	FG	FGA	PCT	FT	FTA	PCT	OFF	DEF	TOT	A	PF	D	ST	TO	BS	PTS	AVG
1973-74	19	0	335	49	127	.386	19	28	.679	16	20	36	52	48	0	7	—	4	117	6.2

CARNEY, RODNEY

Memphis — #25 — HT: 6-7 — WT: 205
Birthdate: April 15, 1984 — Drafted: 2006 1st round (16th overall) by Chicago

	G	GS	MIN	FG	FGA	PCT	FT	FTA	PCT	OFF	DEF	TOT	A	PF	D	ST	TO	BS	PTS	AVG
2006-07	67	35	1169	182	392	.464	53	87	.609	39	89	128	26	118	0	38	43	23	442	6.6
2007-08	70	6	1039	158	392	.403	55	81	.679	50	99	149	32	96	0	39	34	23	409	5.8
2009-10	68	0	857	113	282	.401	52	63	.825	26	111	137	37	79	0	25	21	20	319	4.7
TOTALS	**205**	**41**	**3065**	**453**	**1066**	**.425**	**160**	**231**	**.692**	**115**	**299**	**414**	**95**	**293**	**0**	**102**	**98**	**86**	**1170**	**5.7**

3-PT FG: 2006-07, 25-72 (.347); 2007-08, 38-120 (.317); 2009-10, 41-135 (.304); TOTALS, 104-327 (.318)

CARTER, CLARENCE (BUTCH)

Indiana — #12 — HT: 6-5 — WT: 180
Birthdate: June 11, 1958 — Drafted: 1980, 2nd round (37th overall) by LA Lakers

	G	GS	MIN	FG	FGA	PCT	FT	FTA	PCT	OFF	DEF	TOT	A	PF	D	ST	TO	BS	PTS	AVG
1985-86	4	0	36	5	16	.313	5	6	.833	0	1	1	1	8	0	0	1	0	15	3.8

CARTER-WILLIAMS, MICHAEL

Syracuse — #1 — HT: 6-6 — WT: 185
Birthdate: Oct. 10, 1991 — Drafted: 2013, 1st round (11th overall) by Philadelphia

	G	GS	MIN	FG	FGA	PCT	FT	FTA	PCT	OFF	DEF	TOT	A	PF	D	ST	TO	BS	PTS	AVG
2013-14	70	70	2414	427	1054	.405	258	367	.703	101	336	437	441	213	2	130	247	43	1167	16.7
2014-15	41	38	1391	232	611	.380	117	182	.643	43	211	254	302	103	1	60	174	18	613	15.0
TOTALS	**111**	**108**	**3805**	**659**	**1665**	**.396**	**375**	**549**	**.683**	**144**	**547**	**691**	**743**	**316**	**3**	**190**	**421**	**61**	**1780**	**16.0**

3-PT. FG: 2013-14, 55-208 (.264); 2014-15, 32-125 (.256); Totals, 91-361 (.252)

CARTER, FRED

Mt. St. Mary's — #3 — HT: 6-3 — WT: 185
Birthdate: Feb. 14, 1945 — Drafted: 1969, 3rd round (43rd overall) by Baltimore

	G	GS	MIN	FG	FGA	PCT	FT	FTA	PCT	OFF	DEF	TOT	A	PF	D	ST	TO	BS	PTS	AVG
1971-72	77	49	2147	440	991	.444	179	284	.630	—	—	307	199	235	4	—	—	—	1059	13.8
1972-73	81	75	2993	679	1614	.421	259	368	.704	—	—	485	349	252	8	—	—	—	1617	20.0
1973-74	78	78	3044	706	1641	.430	254	358	.709	82	289	371	443	276	4	113	—	23	1666	21.4
1974-75	77	75	3046	715	1598	.447	256	347	.738	73	267	340	336	257	5	82	—	20	1686	21.9
1975-76	82	81	2992	665	1594	.417	219	312	.702	113	186	299	372	286	5	137	—	13	1549	18.9
1976-77	14	0	237	43	101	.426	10	19	.526	10	14	24	21	29	0	11	—	2	96	6.9
TOTALS	**409**	**358**	**14459**	**3248**	**7539**	**.431**	**1177**	**1688**	**.697**	**278**	**756**	**1826**	**1720**	**1335**	**26**	**343**	**—**	**58**	**7673**	**18.8**

PLAYOFFS

	G	GS	MIN	FG	FGA	PCT	FT	FTA	PCT	OFF	DEF	TOT	A	PF	D	ST	TO	BS	PTS	AVG
1975-76	3	0	125	29	67	.433	26	30	.867	4	6	10	15	12	0	4	—	1	84	28.0

CATCHINGS, HARVEY

Hardin Simmons — #42 — HT: 6-10 — WT: 220
Birthdate: Sept. 2, 1951 — Drafted: 1974, 3rd round (42nd overall) by 76ers

	G	GS	MIN	FG	FGA	PCT	FT	FTA	PCT	OFF	DEF	TOT	A	PF	D	ST	TO	BS	PTS	AVG
1974-75	37	0	528	41	74	.554	16	25	.640	49	104	153	21	82	1	10	—	60	98	2.6
1975-76	75	68	1731	103	242	.426	58	96	.604	191	329	520	63	262	6	21	—	164	264	3.5
1976-77	53	25	864	62	123	.504	33	47	.702	64	170	234	30	130	1	23	—	78	157	3.0
1977-78	61	2	748	70	178	.393	34	55	.618	105	145	250	34	124	1	20	44	67	174	2.9
1978-79	25	4	289	28	68	.412	13	17	.765	30	68	98	18	42	1	8	37	35	69	2.8
TOTALS	**251**	**99**	**4160**	**304**	**685**	**.444**	**154**	**240**	**.642**	**439**	**816**	**1255**	**166**	**640**	**10**	**82**	**81**	**404**	**762**	**3.0**

HARVEY CATCHINGS PLAYOFFS

	G	GS	MIN	FG	FGA	PCT	FT	FTA	PCT	OFF	DEF	TOT	A	PF	D	ST	TO	BS	PTS	AVG
1975-76	3	—	87	8	13	.615	1	3	.333	12	16	28	6	11	0	0	—	9	17	5.7
1976-77	8	—	54	9	25	.360	4	5	.800	1	3	4	9	14	0	3	—	4	4	0.5
1977-78	7	—	26	3	8	.375	3	4	.750	3	6	9	0	4	0	1	3	0	9	1.3
TOTALS	**18**	**—**	**167**	**20**	**46**	**.435**	**8**	**12**	**.667**	**16**	**25**	**41**	**15**	**29**	**0**	**4**	**3**	**13**	**30**	**1.7**

CATLEDGE, TERRY

South Alabama — #23 — HT: 6-8 — WT: 230
Birthdate: Aug. 22, 1963 — Drafted: 1985, 1st round (21st overall) by 76ers

	G	GS	MIN	FG	FGA	PCT	FT	FTA	PCT	OFF	DEF	TOT	A	PF	D	ST	TO	BS	PTS	AVG
1985-86	64	7	1092	202	431	.469	90	139	.647	107	165	272	21	127	0	31	69	8	494	7.7

3-PT. FG: 1985-86, 0-4 (.000)

PLAYOFFS

	G	GS	MIN	FG	FGA	PCT	FT	FTA	PCT	OFF	DEF	TOT	A	PF	D	ST	TO	BS	PTS	AVG
1985-86	11	—	293	46	117	.393	22	38	.579	37	38	75	5	34	0	6	14	8	114	10.4

CERVI, AL

None — HT: 5-11 — WT: 185
Birthdate: Feb. 12, 1917 — Drafted: N/A

	G	GS	MIN	FG	FGA	PCT	FT	FTA	PCT	OFF	DEF	TOT	A	PF	D	ST	TO	BS	PTS	AVG
1949-50	56	—	—	143	431	.332	287	346	.829	—	—	—	264	223	—	—	—	—	573	10.2
1950-51	53	—	—	132	346	.382	194	237	.819	—	—	152	208	180	9	—	—	—	458	8.6
1951-52	55	—	850	99	280	.354	219	248	.883	—	—	87	148	176	7	—	—	—	417	7.6
1952-53	38	—	301	31	71	.437	81	100	.810	—	—	22	28	90	2	—	—	—	143	3.8
TOTALS	**202**	**—**	**1151**	**405**	**1128**	**.359**	**781**	**931**	**.839**	**—**	**—**	**261**	**648**	**669**	**18**	**—**	**—**	**—**	**1591**	**7.9**

PLAYOFFS

	G	GS	MIN	FG	FGA	PCT	FT	FTA	PCT	OFF	DEF	TOT	A	PF	D	ST	TO	BS	PTS	AVG
1949-50	11	—	—	23	68	.338	38	46	.826	—	—	—	52	36	—	—	—	—	84	7.6
1950-51	7	—	—	17	56	.304	44	50	.880	—	—	33	38	31	1	—	—	—	78	11.1
1951-52	7	—	88	7	30	.233	22	23	.957	—	—	10	15	23	1	—	—	—	36	5.1
1952-53	2	—	28	3	5	.600	12	15	.800	—	—	0	1	12	1	—	—	—	18	9.0
TOTALS	**27**	**—**	**116**	**50**	**159**	**.314**	**116**	**134**	**.866**	**—**	**—**	**43**	**106**	**102**	**3**	**—**	**—**	**—**	**216**	**8.0**

CHAMBERLAIN, WILT

Kansas — #13 — HT: 7-1 — WT: 275
Birthdate: Aug. 21, 1936 — Drafted: 1959, 1st round (1st overall) by Philadelphia

	G	GS	MIN	FG	FGA	PCT	FT	FTA	PCT	OFF	DEF	TOT	A	PF	D	ST	TO	BS	PTS	AVG
1964-65	35	—	1558	427	808	.528	200	380	.526	—	—	780	133	70	0	—	—	—	1054	30.1
1965-66	79	—	3737	1074	1990	.540	501	976	.513	—	—	1943	414	171	0	—	—	—	2649	33.5
1966-67	81	—	3682	785	1150	.683	386	875	.441	—	—	1957	630	143	0	—	—	—	1956	24.1
1967-68	82	—	3836	819	1377	.595	354	932	.380	—	—	1952	702	160	0	—	—	—	1992	24.3
TOTALS	**277**	**—**	**12813**	**3105**	**5325**	**.583**	**1441**	**3163**	**.456**	**—**	**—**	**5632**	**1879**	**544**	**0**	**—**	**—**	**—**	**7651**	**27.6**

PLAYOFFS

	G	GS	MIN	FG	FGA	PCT	FT	FTA	PCT	OFF	DEF	TOT	A	PF	D	ST	TO	BS	PTS	AVG
1964-65	11	—	536	123	232	.530	76	136	.559	—	—	299	48	29	0	—	—	—	322	29.3
1965-66	5	—	240	56	110	.509	28	68	.412	—	—	151	15	10	0	—	—	—	140	28.0
1966-67	15	—	718	132	228	.579	62	160	.388	—	—	437	135	37	0	—	—	—	326	21.7
1967-68	13	—	631	124	232	.534	60	158	.380	—	—	321	85	29	0	—	—	—	308	23.7
TOTALS	**44**	**—**	**2125**	**435**	**802**	**.542**	**226**	**522**	**.433**	**—**	**—**	**1208**	**283**	**105**	**0**	**—**	**—**	**—**	**1096**	**24.9**

WILT CHAMBERLAIN ALL-STAR GAME

	G	GS	MIN	FG	FGA	PCT	FT	FTA	PCT	OFF	DEF	R	A	PF	D	ST	TO	BS	PTS	AVG
1966	1	1	25	8	11	.727	5	9	.556	—	—	9	3	2	0	—	—	—	21	—
1967	1	1	39	6	7	.857	2	5	.400	—	—	22	4	1	0	—	—	—	14	—
1968	1	1	25	3	4	.750	1	4	.250	—	—	7	6	2	0	—	—	—	7	—
TOTALS	**3**	**3**	**89**	**17**	**22**	**.773**	**8**	**18**	**.444**	**—**	**—**	**38**	**13**	**5**	**0**	**—**	**—**	**—**	**42**	**14.0**

CHAMBERS, TOM

Utah — #25 — HT: 6-10 — WT: 230
Birthdate: June 21, 1959 — Drafted: 1981, 1st round (8th overall) by San Diego

	G	GS	MIN	FG	FGA	PCT	FT	FTA	PCT	OFF	DEF	TOT	A	PF	D	ST	TO	BS	PTS	AVG
1997-98	1	0	10	2	2	1.000	2	2	.100	0	2	2	0	2	0	2	1	0	6	6.0

CHAPPELL, LEN

Wake Forest — #50 — HT: 6-8 — WT: 240
Birthdate: Jan. 31, 1941 — Drafted: 1962, 1st round (4th overall) by Syracuse

	G	GS	MIN	FG	FGA	PCT	FT	FTA	PCT	OFF	DEF	TOT	A	PF	D	ST	TO	BS	PTS	AVG
1962-63	80	—	1241	281	604	.465	148	238	.622	—	—	461	56	171	1	—	—	—	710	8.9
1963-64	1	0	16	0	2	.000	1	1	1.000	—	—	4	0	2	0	—	—	—	1	1.0
TOTALS	**81**	**0**	**1257**	**281**	**606**	**.464**	**149**	**239**	**.623**	**—**	**—**	**465**	**56**	**173**	**1**	**—**	**—**	**—**	**711**	**8.8**

LEN CHAPPELL PLAYOFFS

	G	GS	MIN	FG	FGA	PCT	FT	FTA	PCT	OFF	DEF	TOT	A	PF	D	ST	TO	BS	PTS	AVG

	G	GS	MIN	FG	FGA	PCT	FT	FTA	PCT	OFF	DEF	TOT	A	PF	D	ST	TO	BS	PTS	AVG
1962-63	4	—	53	4	21	.190	13	16	.813	—	—	18	3	7	0	—	—	—	21	5.3

CHEEKS, MAURICE

West Texas State
Birthdate: Sept. 8, 1956
#10
Drafted: 1978, 2nd round (36th overall) by 76ers
HT: 6-1
WT: 180

	G	GS	MIN	FG	FGA	PCT	FT	FTA	PCT	OFF	DEF	TOT	A	PF	D	ST	TO	BS	PTS	AVG
1978-79	82	82	2409	292	572	.510	101	140	.721	63	191	254	431	198	2	174	193	12	685	8.4
1979-80	79	79	2623	357	661	.540	180	231	.779	75	199	274	556	197	1	183	216	32	898	11.4
1980-81	81	81	2415	310	581	.534	140	178	.787	67	178	245	560	231	1	193	174	39	763	9.4
1981-82	79	79	2498	352	676	.521	171	220	.777	51	197	248	667	247	0	209	184	33	881	11.2
1982-83	79	79	2465	404	745	.542	181	240	.754	53	156	209	543	182	0	184	179	31	990	12.5
1983-84	75	75	2494	386	702	.550	170	232	.733	44	161	205	478	196	1	171	182	20	950	12.7
1984-85	78	78	2616	422	741	.570	175	199	.879	54	163	217	497	184	0	169	155	24	1025	13.1
1985-86	82	82	3270	490	913	.537	282	335	.842	55	180	235	753	160	0	207	238	27	1266	15.4
1986-87	68	68	2624	415	788	.527	227	292	.777	47	168	215	538	109	0	180	173	15	1061	15.6
1987-88	79	79	2871	428	865	.495	227	275	.825	59	194	253	635	116	0	167	160	22	1086	13.7
1988-89	71	70	2298	336	696	.483	151	195	.774	39	144	183	554	114	0	105	116	17	824	11.6
TOTALS	**853**	**852**	**28583**	**4192**	**7940**	**.529**	**2005**	**2537**	**.790**	**607**	**1931**	**2538**	**6212**	**1934**	**5**	**1942**	**1931**	**272**	**10429**	**12.2**

3-PT. FG: 1979-80, 4-9 .444); 1980-81, 3-8 (.375); 1981-82, 6-22 (.273); 1982-83, 1-6 (.167); 1983-84, 8-20 (.400); 1984-85, 6-26 (.231); 1985-86, 4-17 (.235); 1986-87, 4-17 (.235); 1987-88, 3-22 (.136); 1988-89, 1-13 (.077); TOTALS, 40-160 (.250)

PLAYOFFS

	G	GS	MIN	FG	FGA	PCT	FT	FTA	PCT	OFF	DEF	TOT	A	PF	D	ST	TO	BS	PTS	AVG
1978-79	8	—	330	66	121	.545	37	56	.661	13	22	35	63	29	0	37	4	4	169	18.8
1979-80	18	—	675	89	174	.511	29	41	.707	22	52	74	111	43	0	45	45	4	208	11.6
1980-81	16	—	513	68	125	.544	32	42	.762	4	47	51	116	55	1	40	36	12	168	10.5
1981-82	21	—	765	125	265	.472	50	65	.769	15	47	62	172	58	0	48	49	6	301	14.3
1982-83	13	—	483	83	165	.503	45	64	.703	11	28	39	91	23	0	26	34	2	212	16.3
1983-84	5	—	171	35	67	.522	13	15	.867	2	10	12	19	18	0	13	10	0	83	16.6
1984-85	13	—	483	81	153	.529	36	42	.857	12	34	46	67	29	0	31	34	5	198	15.2
1985-86	12	—	519	94	182	.516	62	73	.849	13	43	56	85	18	0	13	32	3	250	20.8
1986-87	5	—	210	35	66	.530	18	21	.857	1	12	13	44	14	0	9	12	4	88	17.6
1988-89	3	—	128	21	41	.512	11	13	.846	3	8	11	39	4	0	7	3	1	53	17.7
TOTALS	**114**	**—**	**4277**	**697**	**1359**	**.513**	**333**	**432**	**.771**	**96**	**303**	**399**	**807**	**291**	**1**	**269**	**259**	**41**	**1730**	**15.2**

3-PT. FG: 1979-80, 1-5 (.200); 1980-81, 0-3 (.000); 1981-82, 1-9 (.111); 1982-83, 1-2 (.500); 1983-84, 0-1 (.000); 1984-85, 0-5 (.000); 1985-86, 0-7 (.000); 1986-87, 0-1 (.000); 1987-88, 0-1 (.000); TOTALS, 3-34 (.088)

ALL-STAR GAME

	G	GS	MIN	FG	FGA	PCT	FT	FTA	PCT	OFF	DEF	TOT	A	PF	D	ST	TO	BS	PTS	AVG
1983	1	1	18	3	8	.375	0	0	---	0	1	1	1	0	0	0	0	0	6	—
1986	1	0	14	3	6	.500	0	0	---	0	0	0	2	0	0	2	3	0	6	—
1987	1	0	8	1	2	.500	2	2	1.000	0	0	0	0	1	0	1	1	0	4	—
1988	1	0	4	0	0	.000	0	0	---	0	2	2	1	1	0	0	0	0	0	—
TOTALS	**4**	**1**	**44**	**7**	**16**	**.438**	**2**	**2**	**1.000**	**0**	**3**	**3**	**4**	**2**	**0**	**3**	**4**	**0**	**16**	**4.0**

CHOLLET, LEROY

Loyola (La.); Canisius
Birthdate: March 5, 1925
Drafted: N/A
HT: 6-2
WT: 190

	G	GS	MIN	FG	FGA	PCT	FT	FTA	PCT	OFF	DEF	TOT	A	PF	D	ST	TO	BS	PTS	AVG
1949-50	49	—	—	61	179	.341	35	56	.625	—	—	—	37	52	—	—	—	—	157	3.2
1950-51	14	—	—	6	51	.118	12	19	.632	—	—	15	12	29	0	—	—	—	24	1.7
TOTALS	**63**	**—**	**—**	**67**	**230**	**.291**	**47**	**75**	**.627**	**—**	**—**	**15**	**49**	**81**	**0**	**—**	**—**	**—**	**181**	**2.9**

LEROY CHOLLETT PLAYOFFS

	G	GS	MIN	FG	FGA	PCT	FT	FTA	PCT	OFF	DEF	TOT	A	PF	D	ST	TO	BS	PTS	AVG
1949-50	8	—	—	7	26	.269	5	13	.385	—	—	—	4	11	—	—	—	—	19	2.4
1950-51	7	—	—	4	23	.174	5	8	.625	—	—	16	9	16	1	—	—	—	13	1.9
TOTALS	**15**	**—**	**—**	**11**	**49**	**.224**	**10**	**21**	**.476**	**—**	**—**	**16**	**13**	**27**	**1**	**—**	**—**	**—**	**32**	**2.1**

CLARK, ARCHIE

Minnesota
Birthdate: July 15, 1941
#21
Drafted: 1966, 4th round (37th overall) by LA Lakers
HT: 6-2
WT: 175

	G	GS	MIN	FG	FGA	PCT	FT	FTA	PCT	OFF	DEF	TOT	A	PF	D	ST	TO	BS	PTS	AVG
1968-69	82	0	2144	444	928	.478	219	314	.697	—	—	265	296	188	1	—	—	—	1107	13.5
1969-70	76	0	2772	594	1198	.496	311	396	.785	—	—	301	380	201	2	—	—	—	1499	19.7
1970-71	82	82	3245	662	1334	.496	422	536	.787	—	—	391	440	217	2	—	—	—	1746	21.3
1971-72	1	1	42	11	16	.688	7	11	.636	—	—	3	7	3	0	—	—	—	29	29.0
TOTALS	**241**	**83**	**8203**	**1711**	**3476**	**.492**	**959**	**1257**	**.763**	**—**	**—**	**960**	**1123**	**609**	**5**	**—**	**—**	**—**	**4381**	**18.2**

PLAYOFFS

	G	GS	MIN	FG	FGA	PCT	FT	FTA	PCT	OFF	DEF	R	A	PF	D	ST	TO	BS	PTS	AVG
1968-69	5	—	185	40	77	.519	17	19	.895	—	—	19	22	17	0	—	—	—	97	19.4
1969-70	5	—	146	26	60	.433	16	22	.727	—	—	14	18	10	0	—	—	—	68	13.6
1970-71	7	—	295	66	139	.475	33	45	.733	—	—	29	34	21	0	—	—	—	165	23.6
TOTALS	**17**	**—**	**626**	**132**	**276**	**.478**	**66**	**86**	**.767**	**—**	**—**	**62**	**74**	**48**	**0**	**—**	**—**	**—**	**330**	**19.4**

CLAXTON, SPEEDY

Hofstra
Birthdate: May 8, 1978
#12
Drafted: 2000, 1st round (20th overall) by 76ers
HT: 5-11
WT: 166

	G	GS	MIN	FG	FGA	PCT	FT	FTA	PCT	OFF	DEF	TOT	A	PF	D	ST	TO	BS	PTS	AVG
2001-02	67	18	1528	181	452	.400	114	136	.838	46	114	160	198	145	1	95	95	6	480	7.2

3-PT. FG: 2001-02, 4-33 (.121)

PLAYOFFS

	G	GS	MIN	FG	FGA	PCT	FT	FTA	PCT	OFF	DEF	TOT	A	PF	D	ST	TO	BS	PTS	AVG
2001-02	5	0	49	4	12	.333	4	6	.667	1	0	1	14	8	0	5	3	0	12	2.4

COLEMAN, BEN

Maryland
Birthdate: Nov. 14, 1961
#54
Drafted: 1984, 2nd round (37th overall) by Chicago
HT: 6-9
WT: 235

	G	GS	MIN	FG	FGA	PCT	FT	FTA	PCT	OFF	DEF	TOT	A	PF	D	ST	TO	BS	PTS	AVG
1987-88	43	14	841	110	213	.516	76	101	.752	58	119	177	23	120	1	15	55	25	296	6.9
1988-89	58	11	703	117	241	.485	61	77	.792	49	128	177	17	120	0	10	48	18	295	5.1
TOTALS	**101**	**25**	**1544**	**227**	**454**	**.500**	**137**	**178**	**.770**	**107**	**247**	**354**	**40**	**240**	**1**	**25**	**103**	**43**	**591**	**5.9**

3-PT. FG: 1987-88, 0-1 (.000)

PLAYOFFS

	G	GS	MIN	FG	FGA	PCT	FT	FTA	PCT	OFF	DEF	TOT	A	PF	D	ST	TO	BS	PTS	AVG
1988-89	3	0	23	6	8	.750	2	2	1.000	2	3	5	0	8	0	1	1	0	14	4.7

COLEMAN, DERRICK

Syracuse
Birthdate: June 21, 1967
#44
Drafted: 1990, 1st round (1st overall) by New Jersey
HT: 6-10
WT: 270

	G	GS	MIN	FG	FGA	PCT	FT	FTA	PCT	OFF	DEF	TOT	A	PF	D	ST	TO	BS	PTS	AVG
1995-96	11	11	294	48	118	.407	20	32	.625	13	59	72	31	30	0	4	28	10	123	11.2
1996-97	57	54	2102	364	836	.435	272	365	.745	157	416	573	193	164	1	50	184	75	1032	18.1
1997-98	59	58	2135	356	867	.411	302	391	.772	149	438	587	145	144	1	46	157	68	1040	17.6
2001-02	58	58	2080	331	735	.450	185	227	.815	167	342	509	98	158	0	42	119	51	875	15.1
2002-03	64	35	1742	223	498	.448	134	171	.784	151	299	450	87	171	2	53	96	69	602	9.4
2003-04	34	30	843	107	259	.413	49	65	.754	45	147	192	46	79	0	23	57	26	271	8.0
TOTALS	**283**	**246**	**9196**	**1429**	**3313**	**.431**	**962**	**1251**	**.769**	**682**	**1701**	**2383**	**600**	**746**	**4**	**218**	**641**	**299**	**3943**	**13.9**

3-PT. FG: 1995-96, 7-21 (.333); 1996-97, 32-119 (.269); 1997-98, 26-98 (.265); 2001-02, 28-83 (.337); 2002-03, 22-67 (.328); 2003-04, 8-36 (.222); TOTALS, 123-424 (.290.

PLAYOFFS

	G	GS	MIN	FG	FGA	PCT	FT	FTA	PCT	OFF	DEF	TOT	A	PF	D	ST	TO	BS	PTS	AVG
2001-02	5	5	191	22	42	.524	16	20	.800	15	31	46	10	10	0	1	5	7	64	12.8
2002-03	12	12	449	59	118	.500	41	47	.872	29	67	96	24	36	0	7	17	16	163	13.6
TOTALS	**17**	**17**	**640**	**81**	**160**	**.506**	**57**	**67**	**.851**	**44**	**98**	**142**	**34**	**46**	**0**	**8**	**22**	**23**	**227**	**13.4**

3-PT. FG: 2001-02, 4-13 (.308); 2002-03, 4-10 (.400; TOTALS, 8-23 (.348)

COLLINS, DOUG

Illinois State
Birthdate: July 28, 1951
#20
Drafted: 1973, 1st round (1st overall) by 76ers
HT: 6-6
WT: 180

	G	GS	MIN	FG	FGA	PCT	FT	FTA	PCT	OFF	DEF	TOT	A	PF	D	ST	TO	BS	PTS	AVG
1973-74	25	0	436	72	194	.371	55	72	.764	7	39	46	40	65	1	13	—	2	199	8.0
1974-75	81	76	2820	561	1150	.488	331	392	.844	104	211	315	213	291	6	108	—	17	1453	17.9
1975-76	77	77	2995	614	1196	.513	372	445	.836	126	181	307	191	249	2	110	—	24	1600	20.8
1976-77	58	47	2037	426	823	.518	210	250	.840	64	131	195	271	174	2	70	—	15	1062	18.3
1977-78	79	77	2770	643	1223	.526	267	329	.812	87	143	230	320	228	2	128	250	25	1553	19.7
1978-79	47	44	1595	358	717	.499	201	247	.814	36	87	123	191	139	1	52	131	20	917	19.5
1979-80	36	17	963	191	410	.466	113	124	.911	29	65	94	100	76	0	30	82	7	495	13.8
1980-81	12	12	329	62	126	.492	24	29	.828	6	23	29	42	23	0	7	22	4	148	12.3
TOTALS	**415**	**350**	**13945**	**2927**	**5839**	**.501**	**1573**	**1888**	**.833**	**459**	**880**	**1339**	**1368**	**1245**	**14**	**518**	**485**	**114**	**7427**	**17.9**

PLAYOFFS

	G	GS	MIN	FG	FGA	PCT	FT	FTA	PCT	OFF	DEF	TOT	A	PF	D	ST	TO	BS	PTS	AVG
1975-76	3	—	117	23	53	.434	12	14	.857	13	8	21	10	9	0	3	—	1	58	19.3
1976-77	19	—	759	177	318	.557	71	96	.740	30	49	79	74	57	0	28	—	3	425	22.4
1977-78	10	—	342	82	165	.497	40	49	.816	8	23	31	27	29	0	3	23	0	204	20.4
TOTALS	**32**	**—**	**1218**	**282**	**536**	**.526**	**123**	**159**	**.774**	**51**	**80**	**131**	**111**	**95**	**0**	**34**	**23**	**4**	**687**	**21.5**

ALL-STAR GAME

	G	GS	MIN	FG	FGA	PCT	FT	FTA	PCT	OFF	DEF	TOT	A	PF	D	ST	TO	BS	PTS	AVG
1976	1	0	20	5	10	.500	2	2	1.000	2	4	6	3	3	0	3	—	0	12	—
1977	1	1	21	3	6	.500	2	2	1.000	1	1	2	6	2	0	1	—	0	8	—
1978	1	0	27	3	8	.375	8	11	.727	4	1	5	8	3	0	2	—	0	14	—
1979	SELECTED BUT DID NOT PLAY DUE TO INJURY																			
TOTALS	**3**	**1**	**68**	**11**	**24**	**.458**	**12**	**15**	**.800**	**7**	**6**	**13**	**17**	**8**	**0**	**6**	**—**	**0**	**34**	**11.3**

COLTER, STEVE

New Mexico State
Birthdate: July 24, 1962
#14
Drafted: 1984, 2nd round (33rd overall) by Portland
HT: 6-3
WT: 175

	G	GS	MIN	FG	FGA	PCT	FT	FTA	PCT	OFF	DEF	TOT	A	PF	D	ST	TO	BS	PTS	AVG
1986-87	43	13	849	120	255	.471	49	68	.721	14	52	66	116	61	0	37	38	6	293	6.8
1987-88	12	0	152	15	40	.375	7	9	.778	7	11	18	26	20	0	6	11	0	37	3.1
TOTALS	**55**	**13**	**1001**	**135**	**295**	**.458**	**56**	**77**	**.727**	**21**	**63**	**84**	**142**	**81**	**0**	**43**	**49**	**6**	**330**	**6.0**

PLAYOFFS

	G	GS	MIN	FG	FGA	PCT	FT	FTA	PCT	OFF	DEF	TOT	A	PF	D	ST	TO	BS	PTS	AVG
1986-87	—	2	8	1	2	.500	0	0	---	0	0	0	2	1	0	0	0	0	2	1.0

CONLIN, ED

Fordham
Birthdate: Sept. 2, 1933
Drafted: 1955, by Syracuse
HT: 6-6 WT: 200

	G	GS	MIN	FG	FGA	PCT	FT	FTA	PCT	OFF	DEF	TOT	A	PF	D	ST	TO	BS	PTS	AVG
1955-56	66	—	1423	211	574	.368	121	178	.680	—	—	326	145	121	1	—	—	—	543	8.2
1956-57	71	—	2250	335	896	.374	283	368	.769	—	—	430	205	170	0	—	—	—	953	13.4
1957-58	60	—	1871	343	877	.391	215	270	.796	—	—	436	133	168	2	—	—	—	901	15.0
1958-59*	72	—	1955	329	891	.369	197	274	.719	—	—	394	132	188	6	—	—	—	855	11.9
TOTALS	**269**	**—**	**7499**	**1218**	**3238**	**.376**	**816**	**1090**	**.749**	**—**	**—**	**1586**	**615**	**647**	**9**	**—**	**—**	**—**	**3252**	**12.1**

PLAYOFFS

	G	GS	MIN	FG	FGA	PCT	FT	FTA	PCT	OFF	DEF	TOT	A	PF	D	ST	TO	BS	PTS	AVG
1955-56	8	—	197	31	85	.365	22	38	.579	—	—	47	9	14	0	—	—	—	84	10.5
1956-57	5	—	164	28	71	.394	21	27	.778	—	—	17	15	11	0	—	—	—	77	15.4
1957-58	3	—	113	14	45	.311	5	7	.714	—	—	21	4	10	0	—	—	—	33	11.0
TOTALS	**16**	**—**	**474**	**73**	**201**	**.363**	**48**	**72**	**.667**	**—**	**—**	**85**	**28**	**35**	**0**	**—**	**—**	**—**	**194**	**12.1**

COPELAND, LANARD

Georgia State
Birthdate: July 16, 1965
#7
Drafted: Undrafted
HT: 6-6 WT: 210

	G	GS	MIN	FG	FGA	PCT	FT	FTA	PCT	OFF	DEF	TOT	A	PF	D	ST	TO	BS	PTS	AVG
1989-90	23	0	110	31	68	.456	11	14	.786	4	6	10	9	12	0	1	19	1	74	3.2

3-PT. FG: 1990-91, 1-5 (.200)

PLAYOFFS

	G	GS	MIN	FG	FGA	PCT	FT	FTA	PCT	OFF	DEF	TOT	A	PF	D	ST	TO	BS	PTS	AVG
1990-91	—	4	9	2	6	.333	0	0	---	0	1	1	0	1	0	0	1	0	4	1.0

CORLEY, RAY

Notre Dame; Georgetown
Birthdate: Jan. 1, 1928
Drafted: N/A
HT: 6-0 WT: 180

	G	GS	MIN	FG	FGA	PCT	FT	FTA	PCT	OFF	DEF	TOT	A	PF	D	ST	TO	BS	PTS	AVG
1949-50	60	—	—	117	370	.316	75	122	.615	—	—	—	109	81	—	—	—	—	309	5.2

PLAYOFFS

	G	GS	MIN	FG	FGA	PCT	FT	FTA	PCT	OFF	DEF	TOT	A	PF	D	ST	TO	BS	PTS	AVG
1949-50	6	—	—	6	36	.167	5	11	.455	—	—	—	10	5	—	—	—	—	17	2.8

COSTELLO, LARRY

Niagara
Birthdate: July 2, 1931
#21
Drafted: 1954, by Philadelphia (Warriors)
HT: 6-1 WT: 190

	G	GS	MIN	FG	FGA	PCT	FT	FTA	PCT	OFF	DEF	TOT	A	PF	D	ST	TO	BS	PTS	AVG
1957-58	72	—	2746	378	888	.426	320	378	.847	—	—	378	317	246	3	—	—	—	1076	14.9
1958-59	70	—	2750	414	948	.437	280	349	.802	—	—	365	379	263	7	—	—	—	1108	15.8
1959-60	71	—	2469	372	822	.453	249	289	.862	—	—	388	449	234	4	—	—	—	993	14.0
1960-61	75	—	2167	407	844	.482	270	338	.799	—	—	292	413	286	9	—	—	—	1084	14.5
1961-62	63	—	1854	310	726	.427	247	295	.837	—	—	245	359	220	5	—	—	—	867	13.8
1962-63	78	—	2066	285	660	.432	288	327	.881	—	—	237	334	263	4	—	—	—	858	11.0
1963-64	45	—	1137	191	408	.476	147	170	.865	—	—	105	167	150	3	—	—	—	529	11.8
1964-65	64	—	1967	309	695	.445	243	277	.877	—	—	169	275	242	10	—	—	—	861	13.5
1965-66	49	—	976	130	293	.444	120	133	.902	—	—	103	140	141	2	—	—	—	380	7.8
1966-67	28	—	492	67	148	.453	67	81	.827	—	—	51	68	62	0	—	—	—	201	7.2
TOTALS	**615**	**—**	**18624**	**2863**	**6432**	**.445**	**2231**	**2637**	**.846**	**—**	**—**	**2333**	**2901**	**2107**	**47**	**—**	**—**	**—**	**7957**	**12.9**

PLAYOFFS

	G	GS	MIN	FG	FGA	PCT	FT	FTA	PCT	OFF	DEF	TOT	A	PF	D	ST	TO	BS	PTS	AVG
1957-58	3	—	134	10	34	.294	14	14	1.000	—	—	25	12	6	0	—	—	—	34	11.3
1958-59	9	—	361	54	121	.446	51	61	.836	—	—	53	54	40	2	—	—	—	159	17.7
1959-60	3	—	122	20	47	.426	10	12	.833	—	—	14	20	15	1	—	—	—	50	16.7
1960-61	8	—	269	42	103	.408	47	55	.855	—	—	35	52	39	3	—	—	—	131	16.4
1961-62	5	—	167	22	51	.431	29	33	.879	—	—	16	28	21	0	—	—	—	73	14.6
1962-63	5	—	134	16	37	.432	19	23	.826	—	—	4	23	27	2	—	—	—	51	10.2
1963-64	5	—	36	3	14	.214	10	10	1.000	—	—	3	4	14	1	—	—	—	16	3.2
1964-65	10	—	207	22	53	.415	11	16	.688	—	—	12	20	43	2	—	—	—	55	5.5
1966-67	2	—	25	6	8	.750	5	5	1.000	—	—	4	3	2	0	—	—	—	17	8.5
TOTALS	**50**	**—**	**1455**	**195**	**468**	**.417**	**196**	**229**	**.856**	**—**	**—**	**166**	**216**	**207**	**11**	**—**	**—**	**—**	**586**	**11.7**

ALL-STAR GAME

	G	GS	MIN	FG	FGA	PCT	FT	FTA	PCT	OFF	DEF	TOT	A	PF	D	ST	TO	BS	PTS	AVG
1958	1	0	17	0	6	.000	1	1	1.000	—	—	1	4	—	—	—	—	—	1	
1959	1	0	18	3	8	.375	1	1	1.000	—	—	3	3	—	—	—	—	—	7	
1960	1	0	20	5	9	.556	0	0	---	—	—	4	2	—	—	—	—	—	10	
1961	1	0	5	1	2	.500	0	0	---	—	—	0	0	—	—	—	—	—	2	
1962	SELECTED BUT DID NOT PLAY DUE TO INJURY																			
1965	1	0	11	2	7	.286	0	0	---										4	
TOTALS	**5**	**0**	**71**	**11**	**32**	**.344**	**2**	**2**	**1.000**	**—**	**—**	**8**	**9**	**—**	**—**	**—**	**—**	**—**	**24**	**4.8**

COUNTS, MEL

Oregon State
Birthdate: Oct. 16, 1941
#31
Drafted: 1964, 1st round (9th overall) by Boston
HT: 7-0 WT: 230

	G	GS	MIN	FG	FGA	PCT	FT	FTA	PCT	OFF	DEF	TOT	A	PF	D	ST	TO	BS	PTS	AVG
1972-73	7	0	47	5	16	.313	0	0	---	—	—	16	3	8	0	—	—	—	10	1.4

COURTIN, STEVE

St. Joseph's
Birthdate: Sept. 21, 1942
#23
Drafted: 1964, 3rd round (24th overall) by Cincinnati
HT: 6-1 WT: 190

	G	GS	MIN	FG	FGA	PCT	FT	FTA	PCT	OFF	DEF	TOT	A	PF	D	ST	TO	BS	PTS	AVG
1964-65	24	—	317	42	103	.408	17	21	.810	—	—	22	22	44	0	—	—	—	101	4.2

COURTNEY, JOE

Southern Mississippi
Birthdate: Oct. 17, 1969
#21
Drafted: Undrafted
HT: 6-9 WT: 235

	G	GS	MIN	FG	FGA	PCT	FT	FTA	PCT	OFF	DEF	TOT	A	PF	D	ST	TO	BS	PTS	AVG
1996-97	4	0	52	6	14	.429	0	0	---	5	4	9	0	8	1	0	1	0	12	3.0

COVINGTON, ROBERT

Tennessee State
Birthdate: 12/14/90
#33
Drafted: Undrafted
HT: 6-9 WT: 215

	G	GS	MIN	FG	FGA	PCT	FT	FTA	PCT	OFF	DEF	TOT	A	PF	D	ST	TO	BS	PTS	AVG
2014-15	70	49	1956	299	756	.396	178	217	.820	65	251	316	105	189	1	97	128	31	943	13.5
2015-16	67	49	1903	274	712	.385	140	177	.791	65	354	419	97	232	4	105	143	40	858	12.8
TOTALS	**137**	**98**	**3859**	**573**	**1468**	**.390**	**318**	**394**	**.807**	**130**	**605**	**735**	**202**	**421**	**5**	**202**	**271**	**71**	**1801**	**13.1**

3-PT. FG: 2014-15, 167-446 (.374); 2015-16, 170-482 (.353), TOTALS; 337-928 (.363)

CRAWFORD, FRED

St. Bonaventure
Birthdate: Dec. 23, 1941
#11
Drafted: 1964, 4th round (26th overall) by New York
HT: 6-4 WT: 195

	G	GS	MIN	FG	FGA	PCT	FT	FTA	PCT	OFF	DEF	TOT	A	PF	D	ST	TO	BS	PTS	AVG
1970-71	36	1	449	74	175	.423	32	72	.444	—	—	69	54	59	0	—	—	—	180	5.0

CUMMINGS, TERRY

DePaul
Birthdate: Mar. 16, 1961
#34
Drafted: 1982, 1st round (2nd overall) by San Diego
HT: 6-9 WT: 250

	G	GS	MIN	FG	FGA	PCT	FT	FTA	PCT	OFF	DEF	TOT	A	PF	D	ST	TO	BS	PTS	AVG
1997-98	44	2	656	97	212	.458	39	58	.672	55	93	148	21	102	1	22	17	5	233	5.3

CUMMINGS, VONTEEGO

Pittsburgh
Birthdate: Feb. 29, 1976
#5
Drafted: 1999, 1st round (26th overall) by Indiana
HT:6-3 WT: 190

	G	GS	MIN	FG	FGA	PCT	FT	FTA	PCT	OFF	DEF	TOT	A	PF	D	ST	TO	BS	PTS	AVG
2001-02	58	1	501	78	187	.417	24	32	.750	14	38	52	60	53	0	18	36	5	192	3.3

3-PT. FG: 2001-02, 12-46 (.261)

PLAYOFFS

	G	GS	MIN	FG	FGA	PCT	FT	FTA	PCT	OFF	DEF	TOT	A	PF	D	ST	TO	BS	PTS	AVG
2001-02	1	0	1	0	0	.000	0	0	---	0	0	0	0	0	0	0	0	0	0	0.0

CUNNINGHAM, BILLY

North Carolina
Birthdate: June 3, 1943
#32
Drafted: 1965, 1st round (4th overall) by 76ers
HT: 6-6 WT: 220

	G	GS	MIN	FG	FGA	PCT	FT	FTA	PCT	OFF	DEF	TOT	A	PF	D	ST	TO	BS	PTS	AVG
1965-66	80	—	2134	431	1011	.426	281	443	.634	—	—	599	207	301	12	—	—	—	1143	14.3
1966-67	81	—	2168	556	1211	.459	383	558	.686	—	—	589	205	260	2	—	—	—	1495	18.5
1967-68	74	—	2076	516	1178	.438	368	509	.723	—	—	562	187	260	3	—	—	—	1400	18.9
1968-69	82	—	3345	739	1736	.426	556	754	.737	—	—	1050	287	329	10	—	—	—	2034	24.8
1969-70	81	—	3194	802	1710	.469	510	700	.729	—	—	1101	352	331	15	—	—	—	2114	26.1
1970-71	81	80	3090	702	1519	.462	455	620	.734	—	—	946	395	328	5	—	—	—	1859	23.0
1971-72	75	75	2900	658	1428	.461	428	601	.712	—	—	918	443	295	12	—	—	—	1744	23.3
1974-75	80	73	2859	609	1423	.428	345	444	.777	130	596	726	442	270	4	91	—	35	1563	19.5
1975-76	20	20	640	103	251	.410	68	88	.773	29	118	147	107	57	1	24	—	10	274	13.7
TOTALS	**654**	**248**	**22406**	**5116**	**11467**	**.446**	**3394**	**4717**	**.720**	**159**	**714**	**6638**	**2625**	**2431**	**64**	**115**	**—**	**45**	**13626**	**20.8**

PLAYOFFS

	G	GS	MIN	FG	FGA	PCT	FT	FTA	PCT	OFF	DEF	TOT	A	PF	D	ST	TO	BS	PTS	AVG
1965-66	4	—	69	5	31	.161	11	13	.846	—	—	18	10	11	0	—	—	—	21	5.3
1966-67	15	—	339	83	221	.376	59	90	.656	—	—	93	33	53	1	—	—	—	225	15.0
1967-68	3	—	86	24	43	.558	14	17	.824	—	—	22	10	16	1	—	—	—	62	20.7
1968-69	5	—	217	49	117	.419	24	38	.632	—	—	63	12	24	1	—	—	—	122	24.4
1969-70	5	—	205	61	123	.496	24	36	.667	—	—	52	20	19	0	—	—	—	146	29.2
1970-71	7	—	301	67	142	.472	47	67	.701	—	—	108	40	28	0	—	—	—	181	25.9
TOTALS	**39**	**—**	**1217**	**289**	**677**	**.427**	**179**	**261**	**.686**	**—**	**—**	**356**	**125**	**151**	**3**	**—**	**—**	**—**	**757**	**19.4**

ALL-STAR GAME

	G	GS	MIN	FG	FGA	PCT	FT	FTA	PCT	OFF	DEF	TOT	A	PF	D	ST	TO	BS	PTS	AVG
1969	1	0	22	5	10	.500	0	0	---	—	—	5	1	3	0	—	—	—	10	—

1970	1	1	28	7	13	.538	5	5	1.000	—	—	4	2	3	0	—	—	—	19	—
1971	1	1	19	2	8	.250	1	2	.500	—	—	4	3	1	0	—	—	—	5	—
1972	1	1	24	4	13	.308	6	8	.750	—	—	10	3	4	0	—	—	—	14	—

CUNNINGHAM, WILLIAM

Temple — #50 — HT: 6-11 — WT: 250
Birthdate: Mar. 25, 1974 — Drafted: Undrafted

	G	GS	MIN	FG	FGA	PCT	FT	FTA	PCT	OFF	DEF	TOT	A	PF	D	ST	TO	BS	PTS	AVG
1997-98	1	0	1	0	0	---	0	0	---	0	2	2	0	0	0	0	0	0	0	0.0

CURETON, EARL

Detroit — #25 — HT: 6-9 — WT: 210
Birthdate: Sept. 3, 1957 — Drafted: 1979, 3rd round (58th overall) by 76ers

	G	GS	MIN	FG	FGA	PCT	FT	FTA	PCT	OFF	DEF	TOT	A	PF	D	ST	TO	BS	PTS	AVG
1980-81	52	6	528	93	205	.454	33	64	.516	51	104	155	25	68	0	20	29	23	219	4.2
1981-82	66	8	956	149	306	.487	51	94	.543	90	180	270	32	142	0	31	44	27	349	5.3
1982-83	73	3	987	108	258	.419	33	67	.493	84	185	269	43	144	1	37	76	24	249	3.4
TOTALS	**191**	**17**	**2471**	**350**	**769**	**.455**	**117**	**225**	**.520**	**225**	**469**	**694**	**100**	**354**	**1**	**88**	**149**	**74**	**817**	**4.3**

3-PT. FG: 1980-81, 0-1 (.000); 1981-82, 0-2 (.000); TOTALS, 0-3 (.000)

PLAYOFFS

	G	GS	MIN	FG	FGA	PCT	FT	FTA	PCT	OFF	DEF	TOT	A	PF	D	ST	TO	BS	PTS	AVG
1980-81	9	—	36	6	18	.333	0	2	.000	1	8	9	2	3	0	1	—	2	12	1.3
1981-82	12	—	75	13	41	.317	6	9	.667	12	14	26	2	12	0	1	—	1	32	2.7
1982-83	5	—	25	1	4	.250	0	0	---	0	5	5	1	5	0	2	—	0	2	0.4
TOTALS	**26**	**—**	**136**	**20**	**63**	**.317**	**6**	**11**	**.545**	**13**	**27**	**40**	**5**	**20**	**0**	**4**	**—**	**3**	**46**	**1.8**

3-PT. FG: 1981-82, 0-1 (.000)

CURRY, MICHAEL

Georgia Southern — #20 — HT: 6-5 — WT: 220
Birthdate: Aug. 12, 1968 — Drafted: Undrafted

	G	GS	MIN	FG	FGA	PCT	FT	FTA	PCT	OFF	DEF	TOT	A	PF	D	ST	TO	BS	PTS	AVG
1993-94	10	0	43	3	14	.214	3	4	.750	0	1	1	1	6	0	1	3	0	9	0.9

3-PT. FG: 1993-94, 0-2 (.000)

DALEMBERT, SAMUEL

Seton Hall — #1 — HT: 6-11 — WT: 250
Birthdate: May 10, 1981 — Drafted: 2001, 1st Round (26th overall) by 76ers

	G	GS	MIN	FG	FGA	PCT	FT	FTA	PCT	OFF	DEF	TOT	A	PF	D	ST	TO	BS	PTS	AVG
2001-02	34	0	177	22	50	.440	7	18	.389	25	43	68	5	30	0	6	14	13	51	1.5
2002-03	INJURED LIST - LEFT KNEE SURGERY																			
2003-04	82	53	2197	270	499	.541	112	174	.644	194	432	626	21	273	4	44	86	189	652	8.0
2004-05	72	60	1785	250	477	.524	89	148	.601	187	355	542	35	241	4	46	114	121	589	8.2
2005-06	66	52	1761	196	369	.531	93	132	.705	159	382	541	25	244	9	34	107	160	485	7.3
2006-07	82	82	2535	356	658	.541	167	224	.746	239	494	733	64	287	9	47	161	159	879	10.7
2007-08	82	82	2724	339	661	.513	186	263	.707	304	545	849	45	269	3	40	155	192	864	10.5
2008-09	82	82	2036	216	434	.498	91	124	.734	214	487	701	18	248	2	33	117	146	523	6.4
2009-10	82	80	2124	285	523	.545	97	133	.729	239	545	784	64	252	5	42	123	151	667	8.1
TOTALS	**582**	**491**	**15342**	**1934**	**3671**	**.527**	**842**	**1216**	**.692**	**1561**	**3283**	**4844**	**277**	**1844**	**36**	**292**	**877**	**1131**	**4710**	**8.1**

3-PT FG: 2003-04, 0-1 (.000); 2004-05, 0-0 (---); 2005-06, 0-1 (.000); 2006-07, 0-2 (.000); 2007-08, 0-1 (.000); 2008-09, 0-2 (.000); TOTALS, 0-7 (.000)

SAMUEL DALEMBERT PLAYOFFS

	G	GS	MIN	FG	FGA	PCT	FT	FTA	PCT	OFF	DEF	TOT	A	PF	D	ST	TO	BS	PTS	AVG
2004-05	5	5	192	26	47	.553	6	15	.400	18	46	64	2	19	0	2	9	7	58	11.6
2007-08	6	6	193	19	45	.422	16	19	.842	20	37	57	3	17	0	2	10	10	54	9.0
2008-09	6	6	133	16	26	.615	3	4	.750	10	37	47	3	24	0	2	6	9	35	5.8
TOTALS	**17**	**17**	**518**	**61**	**118**	**.517**	**25**	**38**	**.658**	**48**	**120**	**168**	**8**	**60**	**0**	**6**	**25**	**26**	**147**	**8.6**

DANIELS, ANTONIO

BOWLING GREEN — #22 — HT: 6-4 — WT: 205
Birthdate: Mar. 19, 1975 — Drafted: 1997, 1st round (4th overall) by Vancouver

	G	GS	MIN	FG	FGA	PCT	FT	FTA	PCT	OFF	DEF	TOT	A	PF	D	ST	TO	BS	PTS	AVG
2010-11	4	0	35	2	5	.400	2	2	1.000	0	5	5	2	0	0	0	1	0	6	1.5

3-PT. FG: 2010-11, 0-2 (.00)

PLAYOFFS

	G	GS	MIN	FG	FGA	PCT	FT	FTA	PCT	OFF	DEF	TOT	A	PF	D	ST	TO	BS	PTS	AVG
2011	5	0	38	3	7	.429	1	2	.500	2	8	10	0	5	0	0	1	3	7	1.4

DANIELS, LLOYD

Jackson H.S., Queens, NY — #44 — HT: 6-7 — WT: 205
Birthdate: Sept. 4, 1967 — Drafted: Undrafted

	G	GS	MIN	FG	FGA	PCT	FT	FTA	PCT	OFF	DEF	TOT	A	PF	D	ST	TO	BS	PTS	AVG
1994-95	5	0	63	9	27	.333	2	2	1.000	2	5	7	4	8	0	2	8	0	23	4.6

3-PT. FG: 1994-95, 3-14 (.214)

DAVIES, BRANDON

Brigham Young — #20 — HT: 6-10 — WT: 240
Birthdate: July 25, 1991 — Drafted: N/A

	G	GS	MIN	FG	FGA	PCT	FT	FTA	PCT	OFF	DEF	TOT	A	PF	D	ST	TO	BS	PTS	AVG
2013-14	51	0	575	54	128	.422	34	53	.642	38	71	109	28	92	1	24	35	8	144	2.8
2014-15	20	6	379	49	119	.412	21	33	.636	35	38	73	28	54	1	17	25	4	126	6.3
TOTALS	**71**	**6**	**954**	**103**	**247**	**.417**	**55**	**86**	**.640**	**73**	**109**	**182**	**56**	**146**	**2**	**41**	**60**	**12**	**270**	**3.8**

3-PT. FG: 2013-14, 2-10 (.200); 2014-15, 7-30 (.233); Totals, 9-40 (.225)

DAVIS, JOSH

Wyoming — #23 — HT: 6-8 — WT: 235
Birthdate: Aug. 18, 1980 — Drafted: Undrafted

	G	GS	MIN	FG	FGA	PCT	FT	FTA	PCT	OFF	DEF	TOT	A	PF	D	ST	TO	BS	PTS	AVG
2004-05	42	5	328	42	111	.378	14	17	.824	29	50	79	12	45	0	8	15	4	117	2.8

3-PT FG: 2004-05, 19-53 (.358)

PLAYOFFS

	G	GS	MIN	FG	FGA	PCT	FT	FTA	PCT	OFF	DEF	TOT	A	PF	D	ST	TO	BS	PTS	AVG
2004-05	2	0	4	0	1	.000	0	0	---	0	1	1	0	1	0	0	0	0	0	0.0

3-PT FG: 2004-05, 0-1 (.000)

DAVIS, MARK

Texas Tech — #7 — HT: 6-7 — WT: 210
Birthdate: Apr. 26, 1973 — Drafted: 1995, 2nd round (48th overall) by Minnesota

	G	GS	MIN	FG	FGA	PCT	FT	FTA	PCT	OFF	DEF	TOT	A	PF	D	ST	TO	BS	PTS	AVG
1996-97	75	17	1705	251	555	.469	113	168	.673	138	185	323	135	230	7	85	118	31	639	8.5
1997-98	71	12	906	109	244	.447	64	101	.634	64	94	158	73	95	1	49	91	18	282	4.0
TOTALS	**146**	**29**	**2611**	**360**	**779**	**.462**	**177**	**269**	**.658**	**202**	**279**	**481**	**208**	**325**	**8**	**134**	**209**	**49**	**921**	**6.3**

3-PT. FG: 1996-97, 24-93 (.258); 1997-98, 0-6 (.000); TOTALS, 24-99 (.242)

DAVIS, MONTI

Tennessee State — #44 — HT: 6-7 — WT: 205
Birthdate: July 26, 1958 — Drafted: 1980, 1st round (21st overall) by 76ers

	G	GS	MIN	FG	FGA	PCT	FT	FTA	PCT	OFF	DEF	TOT	A	PF	D	ST	TO	BS	PTS	AVG
1980-81	1	0	2	1	1	1.000	0	0	---	0	1	1	0	0	0	0	0	0	2	2.0

DAWKINS, DARRYL

Evans H.S., Orlando, FL — #53 — HT: 6-11 — WT: 252
Birthdate: Jan. 11, 1957 — Drafted: 1975, 1st round (5th overall) by 76ers

	G	GS	MIN	FG	FGA	PCT	FT	FTA	PCT	OFF	DEF	TOT	A	PF	D	ST	TO	BS	PTS	AVG
1975-76	37	1	165	41	82	.500	8	24	.333	15	34	49	3	40	1	2	—	9	90	2.4
1976-77	59	0	684	135	215	.628	40	79	.506	59	171	230	24	129	1	12	—	49	310	5.3
1977-78	70	11	1722	332	577	.575	156	220	.709	117	438	555	85	268	5	34	123	125	820	11.7
1978-79	78	12	2035	430	831	.517	158	235	.672	123	508	631	128	295	5	32	197	143	1018	13.1
1979-80	80	80	2541	494	946	.522	190	291	.653	197	496	693	149	328	8	49	230	142	1178	14.7
1980-81	76	76	2088	423	697	.607	219	304	.720	106	439	545	109	316	9	38	220	112	1065	14.0
1981-82	48	36	1124	207	367	.564	114	164	.695	68	237	305	55	193	5	19	96	55	528	11.0
TOTALS	**448**	**216**	**10359**	**2062**	**3715**	**.555**	**885**	**1317**	**.672**	**685**	**2323**	**3008**	**553**	**1569**	**34**	**186**	**866**	**635**	**5009**	**11.2**

PLAYOFFS

	G	GS	MIN	FG	FGA	PCT	FT	FTA	PCT	OFF	DEF	TOT	A	PF	D	ST	TO	BS	PTS	AVG
1976-77	18	—	331	50	95	.526	31	47	.660	9	89	98	17	46	1	8	—	18	131	7.3
1977-78	10	—	180	27	53	.509	9	17	.529	6	51	57	10	34	1	3	14	15	63	6.3
1978-79	9	—	255	56	106	.528	32	47	.681	21	61	82	12	42	1	2	17	16	144	16.0
1979-80	18	—	607	126	238	.529	60	93	.645	44	93	137	33	75	2	13	46	42	312	17.3
1980-81	16	16	421	86	153	.562	49	68	.721	28	70	98	14	71	2	3	36	16	221	13.8
1981-82	21	9	460	99	178	.556	33	50	.660	23	75	98	11	94	4	7	38	35	231	11.0
TOTALS	**92**	**25**	**2254**	**444**	**823**	**.539**	**214**	**322**	**.665**	**131**	**439**	**570**	**97**	**362**	**11**	**36**	**151**	**142**	**1102**	**12.0**

DAWKINS, JOHNNY

Duke — #12 — HT: 6-2 — WT: 170
Birthdate: Sept. 28, 1963 — Drafted: 1986, 1st round (10th overall) by San Antonio

	G	GS	MIN	FG	FGA	PCT	FT	FTA	PCT	OFF	DEF	TOT	A	PF	D	ST	TO	BS	PTS	AVG
1989-90	81	81	2865	465	950	.489	210	244	.861	48	199	247	601	159	1	121	214	9	1162	14.3
1990-91	4	4	124	26	41	.634	10	11	.909	0	16	16	28	4	0	3	8	0	63	15.8
1991-92	82	82	2815	394	902	.437	164	186	.882	42	185	227	567	158	0	89	183	5	988	12.0
1992-93	74	10	1598	258	590	.437	113	142	.796	33	103	136	339	91	0	80	121	4	655	8.9
1993-94	72	12	1343	177	423	.418	84	100	.840	28	95	123	263	74	0	63	111	5	475	6.6
TOTALS	**313**	**189**	**8745**	**1320**	**2906**	**.454**	**581**	**683**	**.851**	**151**	**598**	**749**	**1798**	**486**	**1**	**356**	**637**	**23**	**3343**	**10.7**

3-PT. FG: 1989-90, 22-66 (.333); 1990-91, 1-4 (.250); 1991-92, 36-101 (.356); 1992-93, 26-84 (.542); 1993-94, 37-105 (.352); TOTALS, 122-360 (.339)

PLAYOFFS

	G	GS	MIN	FG	FGA	PCT	FT	FTA	PCT	OFF	DEF	TOT	A	PF	D	ST	TO	BS	PTS	AVG
1989-90	10	10	386	53	115	.461	36	43	.837	5	17	22	93	22	0	17	29	2	142	14.2

3-PT. FG: 1989-90, 0-7 (.000)

DEDMON, DEWAYNE

USC — #30 — HT: 7-0 — WT: 255
Birthdate: Aug. 12, 1989 — Drafted: N/A

	G	GS	MIN	FG	FGA	PCT	FT	FTA	PCT	OFF	DEF	TOT	A	PF	D	ST	TO	BS	PTS	AVG
2013-14	11	0	150	15	29	.517	7	13	.538	11	38	49	3	28	1	0	9	9	37	3.4

DEMPSEY, GEORGE

Kings College (Del.) — HT: 6-3 — WT: 190
Birthdate: July 19, 1929 — Drafted: N/A

	G	GS	MIN	FG	FGA	PCT	FT	FTA	PCT	OFF	DEF	TOT	A	PF	D	ST	TO	BS	PTS	AVG
1958-59*	57	—	694	92	215	.428	81	106	.764	—	—	160	68	95	0	—	—	—	265	4.6

PLAYOFFS

	G	GS	MIN	FG	FGA	PCT	FT	FTA	PCT	OFF	DEF	TOT	A	PF	D	ST	TO	BS	PTS	AVG
1958-59	5	—	30	3	8	.375	3	4	.750	—	—	6	4	8	0	—	—	—	9	1.8

DIERKING, CONNIE

Cincinnati — #26 — HT: 6-10 — WT: 230
Birthdate: Oct. 2, 1936 — Drafted: 1958, 1st round (6th overall) by Syracuse

	G	GS	MIN	FG	FGA	PCT	FT	FTA	PCT	OFF	DEF	TOT	A	PF	D	ST	TO	BS	PTS	AVG
1958-59	64	—	726	105	260	.404	83	140	.593	—	—	233	34	148	2	—	—	—	293	4.6
1959-60	71	—	1119	192	526	.365	108	188	.574	—	—	456	54	168	4	—	—	—	492	6.9
1963-64	76	—	1286	191	514	.372	114	169	.675	—	—	422	50	221	3	—	—	—	496	6.5
1964-65	38	—	729	121	311	.389	54	83	.651	—	—	239	42	101	3	—	—	—	296	7.8
1970-71	53	—	714	122	306	.399	61	89	.685	—	—	227	59	109	1	—	—	—	305	5.8
TOTALS	**302**	**—**	**4574**	**731**	**1917**	**.381**	**420**	**669**	**.628**	**—**	**—**	**1577**	**239**	**747**	**13**	**—**	**—**	**—**	**1882**	**6.2**

PLAYOFFS

	G	GS	MIN	FG	FGA	PCT	FT	FTA	PCT	OFF	DEF	R	A	PF	D	ST	TO	BS	PTS	AVG
1958-59	4	—	34	2	12	.167	7	9	.778	—	—	17	2	6	0	—	—	—	11	2.8
1959-60	3	—	32	6	20	.300	0	1	.000	—	—	15	1	5	0	—	—	—	12	4.0
1963-64	5	—	71	14	33	.424	5	9	.556	—	—	30	5	10	0	—	—	—	33	6.6
TOTALS	**12**	**—**	**137**	**22**	**65**	**.338**	**12**	**19**	**.632**	**—**	**—**	**62**	**8**	**21**	**0**	**—**	**—**	**—**	**56**	**4.7**

DREW II, LARRY

UCLA — #7 — HT: 6-2 — WT: 180
Birthdate: Mar. 5, 1990 — Drafted: Undrafted

	G	GS	MIN	FG	FGA	PCT	FT	FTA	PCT	OFF	DEF	TOT	A	PF	D	ST	TO	BS	PTS	AVG
2014-15	12	1	219	20	58	.345	2	3	.667	1	14	15	45	13	0	6	25	0	46	3.8

3-PT. FG: 2014-15, 4-26 (.154)

DUMAS, RICHARD

Oklahoma State — #7 — HT: 6-7 — WT: 210
Birthdate: May 19, 1969 — Drafted: 1991, 2nd round (46th overall) by Phoenix

	G	GS	MIN	FG	FGA	PCT	FT	FTA	PCT	OFF	DEF	TOT	A	PF	D	ST	TO	BS	PTS	AVG
1995-96	39	14	739	95	203	.468	49	70	.700	42	57	99	44	79	1	42	49	6	241	6.2

3-PT. FG: 1995-96, 2-9 (.244)

DUNLEAVY, MIKE

South Carolina — #10 — HT: 6-21/2 — WT: 180
Birthdate: Mar. 21, 1954 — Drafted:1976, 6th round (99th overall) by 76ers

	G	GS	MIN	FG	FGA	PCT	FT	FTA	PCT	OFF	DEF	TOT	A	PF	D	ST	TO	BS	PTS	AVG
1976-77	32	0	359	60	145	.414	34	45	.756	10	24	34	56	64	1	13	—	2	154	4.8
1977-78	4	0	17	3	7	.429	2	2	1.000	0	1	1	6	0	0	1	3	0	8	2.0
TOTALS	**36**	**0**	**376**	**63**	**152**	**.414**	**36**	**47**	**.766**	**10**	**25**	**35**	**62**	**64**	**1**	**14**	**3**	**2**	**162**	**4.5**

PLAYOFFS

	G	GS	MIN	FG	FGA	PCT	FT	FTA	PCT	OFF	DEF	TOT	A	PF	D	ST	TO	BS	PTS	AVG
1976-77	11	—	68	9	25	.360	4	5	.800	1	3	4	9	14	0	3	—	0	22	2.0

DURRETT, KEN

La Salle — #33 — HT: 6-71/2 — WT: 190
Birthdate: Dec 8, 1948 — Drafted: 1971, 1st round (4th overall) by Cincinnati

	G	GS	MIN	FG	FGA	PCT	FT	FTA	PCT	OFF	DEF	TOT	A	PF	D	ST	TO	BS	PTS	AVG
1974-75	27	0	270	35	88	.398	20	32	.625	21	41	62	10	42	0	4		4	90	3.3

EARLE, ED

Loyola (Chicago) — HT: 6-3 — WT: 190
Birthdate: April 28, 1927 — Drafted: N/A

	G	GS	MIN	FG	FGA	PCT	FT	FTA	PCT	OFF	DEF	TOT	A	PF	D	ST	TO	BS	PTS	AVG
1953-54	2	—	12	1	2	.500	2	4	.500	—	—	2	0	0	0	—	—	—	4	2.0

EDWARDS, BILL

Wright State — #40 — HT: 6-8 — WT: 215
Birthdate: Sept. 22, 1971 — Drafted: Undrafted

	G	GS	MIN	FG	FGA	PCT	FT	FTA	PCT	OFF	DEF	TOT	A	PF	D	ST	TO	BS	PTS	AVG
1993-94	3	0	44	2	18	.111	2	5	.400	5	9	14	4	6	0	3	4	1	6	2.0

3-PT. FG: 1993-94, 0-5 (.000)

EDWARDS, FRANKLIN

Cleveland State — #14 — HT: 6-1 — WT: 190
Birthdate: Feb. 2, 1959 — Drafted: 1981, 1st round (22nd overall) by 76ers

	G	GS	MIN	FG	FGA	PCT	FT	FTA	PCT	OFF	DEF	TOT	A	PF	D	ST	TO	BS	PTS	AVG
1981-82	42	3	291	65	150	.433	20	27	.741	10	17	27	45	37	0	16	24	5	150	3.6
1982-83	81	3	1266	228	483	.472	86	113	.761	23	62	85	221	119	0	81	110	6	542	6.7
1983-84	60	0	654	84	221	.380	34	48	.708	12	47	59	90	78	1	31	46	5	202	3.4
TOTALS	**183**	**6**	**2211**	**377**	**854**	**.441**	**140**	**188**	**.745**	**45**	**126**	**171**	**356**	**234**	**1**	**128**	**180**	**16**	**894**	**4.9**

3-PT.FG: 1981-82, 0-9 (.000); 1982-83, 0-8 (.000); 1983-84, 0-1 (.000); TOTALS, 0-18 (.000)

PLAYOFFS

	G	GS	MIN	FG	FGA	PCT	FT	FTA	PCT	OFF	DEF	TOT	A	PF	D	ST	TO	BS	PTS	AVG
1981-82	9	0	32	12	20	.600	8	9	.889	2	3	5	5	0	0	3	2	0	33	3.7
1982-83	12	0	101	13	32	.406	14	17	.824	2	7	9	17	7	0	5	6	0	40	3.3

TOTALS	**21**	**0**	**133**	**25**	**52**	**.481**	**22**	**26**	**.846**	**4**	**10**	**14**	**22**	**7**	**0**	**8**	**8**	**0**	**73**	**3.5**

3-PT.FG: 1981-82, 1-1 (1.000)

ELIE, MARIO

American International — #8 — HT: 6-5 — WT: 210
Birthdate: Nov. 26, 1963 — Drafted: 1985, 7th round (160th overall) by Milwaukee

	G	GS	MIN	FG	FGA	PCT	FT	FTA	PCT	OFF	DEF	TOT	A	PF	D	ST	TO	BS	PTS	AVG
1990-91	3	0	20	2	7	.286	1	2	.500	0	1	1	1	2	0	0	3	0	6	2.0

3-PT. FG: 1990-91, 31-2 (.500)

ELLIS, LEROY

St. John's — #25 — HT: 6-11 — WT: 210
Birthdate: Mar. 10, 1940 — Drafted: 1962, 1st round (6th overall) by LA Lakers

	G	GS	MIN	FG	FGA	PCT	FT	FTA	PCT	OFF	DEF	TOT	A	PF	D	ST	TO	BS	PTS	AVG
1972-73	69	69	2444	410	929	.441	125	156	.801	—	—	744	136	186	2	—	—	—	945	13.7
1973-74	81	81	2831	326	722	.452	147	196	.750	292	598	890	189	224	2	86	—	87	799	9.9
1974-75	82	69	2183	287	623	.461	72	99	.727	195	387	582	117	178	1	44	—	55	646	7.9
1975-76	29	13	489	61	132	.462	17	28	.607	47	75	122	21	62	0	16	—	9	139	4.8
TOTALS	**261**	**232**	**7947**	**1084**	**2406**	**.451**	**361**	**479**	**.754**	**534**	**1060**	**2338**	**463**	**650**	**5**	**146**	**—**	**151**	**2529**	**9.7**

ELSON, FRANCISCO

California — #8, 16 — HT: 7-0 — WT: 240
Birthdate: Feb. 28, 1976 — Drafted: 1999, 2nd round (41st overall) by Denver

	G	GS	MIN	FG	FGA	PCT	FT	FTA	PCT	OFF	DEF	TOT	A	PF	D	ST	TO	BS	PTS	AVG
2009-10	1	0	4	1	2	.500	0	3	.000	1	0	1	0	0	0	0	0	0	2	2.0
2011-12	5	0	16	1	3	.333	0	0	—	0	1	1	1	0	0	1	1	1	2	0.4
TOTALS	**6**	**0**	**20**	**2**	**5**	**.400**	**0**	**3**	**.000**	**1**	**1**	**2**	**1**	**0**	**0**	**1**	**1**	**1**	**4**	**0.7**

EMBIID, JOEL

Kansas — #21 — HT: 7-0 — WT: 250
Birthdate: Mar. 16, 1994 — Drafted: 2014, 1st round (3rd overall) by Philadelphia

	G	GS	MIN	FG	FGA	PCT	FT	FTA	PCT	OFF	DEF	TOT	A	PF	D	ST	TO	BS	PTS	AVG
2014-15																				

INACTIVE - RIGHT FOOT INJURY

ERVING, JULIUS

Massachusetts — #6 — HT: 6-61/2 — WT: 200
Birthdate: Feb. 22, 1950 — Drafted: 1972, 1st round (12th overall) by Milwaukee

	G	GS	MIN	FG	FGA	PCT	FT	FTA	PCT	OFF	DEF	TOT	A	PF	D	ST	TO	BS	PTS	AVG
1976-77	82	77	2940	685	1373	.499	400	515	.777	192	503	695	306	251	1	159	—	113	1770	21.6
1977-78	74	68	2429	611	1217	.502	306	362	.845	179	302	481	279	207	0	135	238	97	1528	20.6
1978-79	78	76	2802	715	1455	.491	373	501	.745	198	366	564	357	207	0	133	315	100	1803	23.1
1979-80	78	78	2812	838	1614	.519	420	534	.787	215	361	576	355	208	0	170	284	140	2100	26.9
1980-81	82	82	2874	794	1524	.521	422	536	.787	244	413	657	364	233	0	173	266	147	2014	24.6
1981-82	81	81	2789	780	1428	.546	411	539	.763	220	337	557	319	229	1	161	214	141	1974	24.4
1982-83	72	72	2421	605	1170	.517	330	435	.759	173	318	491	263	202	1	112	196	131	1542	21.4
1983-84	77	77	2683	678	1324	.512	364	483	.754	190	342	532	309	217	3	141	230	139	1727	22.4
1984-85	78	78	2535	610	1236	.494	338	442	.765	172	242	414	233	199	0	135	208	109	1561	20.0
1985-86	74	74	2474	521	1085	.480	289	368	.785	169	201	370	248	196	3	113	214	82	1340	18.1
1986-87	60	60	1918	400	850	.471	191	235	.813	115	149	264	191	137	0	76	158	94	1005	16.8
TOTALS	**836**	**823**	**28677**	**7237**	**14276**	**.507**	**3844**	**4950**	**.777**	**2067**	**3534**	**5601**	**3224**	**2286**	**9**	**1508**	**2323**	**1293**	**18364**	**22.0**

3-PT. FG: 1979-80, 4-20 (.200); 1980-81, 4-18 (.222); 1981-82, 3-11 (.273); 1982-83, 2-7 (.286); 1983-84, 7-21 (.333); 1984-85, 3-14 (.214); 1985-86, 9-32 (.281); 1986-87, 14-53 (.264); TOTALS, 46-176 (.261)

PLAYOFFS

	G	GS	MIN	FG	FGA	PCT	FT	FTA	PCT	OFF	DEF	TOT	A	PF	D	ST	TO	BS	PTS	AVG
1976-77	19	—	758	204	390	.523	110	134	.821	41	81	122	85	45	0	41	—	23	518	27.3
1977-78	10	—	358	88	180	.489	42	56	.750	40	57	97	40	30	0	15	35	18	218	21.8
1978-79	9	—	372	89	172	.517	51	67	.761	29	41	70	53	22	0	18	38	17	229	25.4
1979-80	18	—	694	165	338	.488	108	136	.794	31	105	136	79	56	0	36	56	37	440	24.4
1980-81	16	16	592	143	301	.475	81	107	.757	52	62	114	54	54	0	22	55	41	367	22.9
1981-82	21	21	780	168	324	.519	124	165	.752	57	99	156	99	55	0	37	67	37	461	22.0
1982-83	13	13	493	95	211	.450	49	68	.721	32	67	99	44	42	1	15	39	27	239	18.4
1983-84	5	5	194	36	76	.474	19	22	.864	9	23	32	25	14	0	8	21	6	91	18.2
1984-85	13	13	434	84	187	.449	54	63	.857	29	44	73	48	34	0	25	37	11	222	17.1
1985-86	12	12	433	81	180	.450	48	65	.738	26	44	70	50	32	0	11	39	16	212	17.7
1986-87	5	5	180	34	82	.415	21	25	.840	14	11	25	17	19	0	7	9	6	91	18.2
TOTALS	**141**	**85**	**5288**	**1187**	**2441**	**.486**	**707**	**908**	**.779**	**360**	**634**	**994**	**594**	**403**	**1**	**235**	**396**	**239**	**3088**	**21.9**

3-PT. FG: 1979-80, 2-9 (.222); 1980-81, 0-1 (.000); 1981-82, 1-6 (.167); 1982-83, 0-1 (.000); 1983-84, 0-1 (.000); 1984-85, 0-1 (.000); 1985-86, 2-11 (.182); TOTALS, 5-30 (.167)

JULIUS ERVING ALL-STAR GAME

	G	GS	MIN	FG	FGA	PCT	FT	FTA	PCT	OFF	DEF	TOT	A	PF	D	ST	TO	BS	PTS	AVG
1977	1	1	30	12	20	.600	6	6	1.000	5	7	12	3	2	0	4	—	1	30	—
1978	1	1	27	3	14	.214	10	12	.833	2	6	8	3	1	0	0	—	1	16	—
1979	1	1	39	10	22	.455	9	12	.750	6	2	8	5	4	0	2	—	0	29	—
1980	1	1	20	4	12	.333	3	4	.750	2	3	5	2	5	0	2	—	1	11	—
1981	1	1	29	6	15	.400	6	7	.857	3	0	3	2	2	0	2	2	1	18	—
1982	1	1	32	7	16	.438	2	4	.500	3	5	8	2	4	0	1	1	2	16	—
1983	1	1	28	11	19	.579	3	3	1.000	3	3	6	3	1	0	1	2	2	25	—
1984	1	1	36	14	22	.636	6	8	.750	4	4	8	5	4	0	2	1	2	34	—
1985	1	1	23	5	15	.333	2	2	1.000	2	2	4	3	3	0	1	1	0	12	—
1986	1	1	19	4	10	.400	0	2	.000	1	3	4	2	2	0	2	2	0	8	—
1987	1	1	33	9	13	.692	3	3	1.000	3	1	4	5	3	0	1	2	1	22	—
TOTALS	**11**	**11**	**316**	**85**	**178**	**.478**	**50**	**63**	**.794**	**34**	**36**	**70**	**35**	**31**	**0**	**18**	**11**	**11**	**221**	**20.1**

3-PT. FG: 1987, 1-1 (1.000)

EVANS, REGGIE

Iowa | #30 | HT: 6-8 | WT: 245
Birthdate: Nov. 18, 1980 | Drafted: N/A

	G	GS	MIN	FG	FGA	PCT	FT	FTA	PCT	OFF	DEF	TOT	A	PF	D	ST	TO	BS	PTS	AVG
2007-08	81	61	1879	152	346	.439	120	257	.467	224	387	611	65	213	0	86	108	8	425	5.2
2008-09	79	7	1140	79	178	.444	104	175	.594	135	226	361	26	161	0	41	69	8	262	3.3
TOTALS	**160**	**68**	**3019**	**231**	**524**	**.441**	**224**	**432**	**.519**	**359**	**613**	**972**	**91**	**374**	**0**	**127**	**177**	**16**	**687**	**4.3**

3-PT. FG: 2007-08, 1-1 (1.000); 2008-09, 0-1 (.000); TOTALS, 1-2 (.500)

PLAYOFFS

	G	GS	MIN	FG	FGA	PCT	FT	FTA	PCT	OFF	DEF	TOT	A	PF	D	ST	TO	BS	PTS	AVG
2007-08	6	0	148	13	26	.500	15	24	.625	16	31	47	3	20	0	5	13	0	41	6.8
2008-09	6	0	36	2	9	.222	3	4	.750	2	8	10	0	4	0	3	2	0	7	1.4
TOTALS	**12**	**0**	**184**	**15**	**35**	**.429**	**18**	**28**	**.643**	**18**	**39**	**57**	**3**	**24**	**0**	**8**	**15**	**0**	**48**	**4.0**

FARLEY, DICK

Indiana | #12 | HT: 6-4 | WT: 190
Birthdate: April 13, 1932 | Drafted: N/A

	G	GS	MIN	FG	FGA	PCT	FT	FTA	PCT	OFF	DEF	TOT	A	PF	D	ST	TO	BS	PTS	AVG
1954-55	69	—	1113	136	353	.385	136	201	.677	—	—	167	111	145	1	—	—	—	408	5.9
1955-56	72	—	1429	168	451	.373	143	207	.691	—	—	165	151	154	2	—	—	—	479	6.7
TOTALS	**141**	**—**	**2542**	**304**	**804**	**.378**	**279**	**408**	**.684**	**—**	**—**	**332**	**262**	**299**	**3**	**—**	**—**	**—**	**887**	**6.3**

PLAYOFFS

	G	GS	MIN	FG	FGA	PCT	FT	FTA	PCT	OFF	DEF	TOT	A	PF	D	ST	TO	BS	PTS	AVG
1954-55	11	—	168	19	56	.339	14	25	.560	—	—	13	20	29	0	—	—	—	52	4.7
1955-56	8	—	169	34	72	.472	19	31	.613	—	—	21	28	31	2	—	—	—	87	10.9
TOTALS	**19**	**—**	**337**	**53**	**128**	**.414**	**33**	**56**	**.589**	**—**	**—**	**34**	**48**	**60**	**2**	**—**	**—**	**—**	**139**	**7.3**

FARMER, JIM

Alabama | #22 | HT: 6-4 | WT: 190
Birthdate: Sept. 23, 1964 | Drafted: 1987, 1st round (20th overall) by Dallas

	G	GS	MIN	FG	FGA	PCT	FT	FTA	PCT	OFF	DEF	TOT	A	PF	D	ST	TO	BS	PTS	AVG
1990-91	2	0	13	2	7	.286	2	2	1.000	2	3	5	0	0	0	0	1	0	6	3.0

3-PT. FG: 1990-91, 0-1 (.000)

FILIPEK, RON

Tennessee Tech | #20 | HT: 6-5 | WT: 210
Birthdate: Feb. 5, 1944 | Drafted: 1967, 9th round (100th overall) by 76ers

	G	GS	MIN	FG	FGA	PCT	FT	FTA	PCT	OFF	DEF	TOT	A	PF	D	ST	TO	BS	PTS	AVG
1967-68	19	—	73	18	47	.383	7	14	.500	—	—	25	7	12	0	—	—	—	43	2.3

FORD, ALFONSO

Mississippi Valley State | #8 | HT: 6-2 | WT: 190
Birthdate: Oct. 31, 1971 | Drafted: 1993, 2nd round (32nd overall) by 76ers

	G	GS	MIN	FG	FGA	PCT	FT	FTA	PCT	OFF	DEF	TOT	A	PF	D	ST	TO	BS	PTS	AVG
1994-95	5	0	98	9	39	.231	1	2	.500	8	12	20	9	5	0	1	8	0	19	3.8

3-PT. FG: 1994-95, 0-9 (.000)

FOSTER, FRED

Miami (Ohio) | #25 | HT: 6-5 1/2 | WT: 225
Birthdate: Mar. 18, 1946 | Drafted: 1968, 3rd round (28th overall) by Cincinnati

	G	GS	MIN	FG	FGA	PCT	FT	FTA	PCT	OFF	DEF	TOT	A	PF	D	ST	TO	BS	PTS	AVG
1970-71	66	6	888	145	360	.403	72	103	.699	—	—	147	61	113	3	—	—	—	362	5.5
1971-72	74	14	1699	347	837	.415	185	243	.761	—	—	276	90	184	3	—	—	—	879	11.9
TOTALS	**140**	**20**	**2587**	**492**	**1197**	**.411**	**257**	**346**	**.743**	**—**	**—**	**423**	**151**	**297**	**6**	**—**	**—**	**—**	**1241**	**8.9**

PLAYOFFS

	G	GS	MIN	FG	FGA	PCT	FT	FTA	PCT	OFF	DEF	TOT	A	PF	D	ST	TO	BS	PTS	AVG
1970-71	5	—	49	8	19	.421	2	2	1.000	—	—	12	5	6	0	—	—	—	18	3.6

FRAZIER, TIM

Penn State | #20 | HT: 6-1 | WT: 170
Birthdate: Nov. 1, 1990 | Drafted: Undrafted

	G	GS	MIN	FG	FGA	PCT	FT	FTA	PCT	OFF	DEF	TOT	A	PF	D	ST	TO	BS	PTS	AVG
2014-15	6	3	171	13	43	.302	5	15	.333	4	15	19	43	16	0	6	18	0	34	5.7

3-PT. FG: 2014-15, 3-11 (.273)

FREE, LLOYD (WORLD)

Guilford | #21 and #12 | HT: 6-3 | WT: 185
Birthdate: Dec. 9, 1953 | Drafted: 1975, 2nd round (23rd overall) by 76ers

	G	GS	MIN	FG	FGA	PCT	FT	FTA	PCT	OFF	DEF	TOT	A	PF	D	ST	TO	BS	PTS	AVG
1975-76	71	5	1121	239	533	.448	112	186	.602	64	61	125	104	107	0	37	—	6	590	8.3
1976-77	78	37	2253	467	1022	.457	334	464	.720	97	140	237	266	207	2	75	—	25	1268	16.3
1977-78	76	5	2050	390	857	.455	411	562	.731	92	120	212	306	199	0	68	200	41	1191	15.7
1986-87	20	2	285	39	123	.317	36	47	.766	5	14	19	30	26	0	5	18	4	116	5.8
TOTALS	**245**	**49**	**5709**	**1135**	**2535**	**.448**	**893**	**1259**	**.709**	**258**	**335**	**593**	**706**	**539**	**2**	**185**	**218**	**76**	**3165**	**12.9**

3-PT. FG: 1986-87, 2-9 (.222)

WORLD B. FREE PLAYOFFS

	G	GS	MIN	FG	FGA	PCT	FT	FTA	PCT	OFF	DEF	TOT	A	PF	D	ST	TO	BS	PTS	AVG
1975-76	3	—	62	11	28	.393	10	13	.769	1	0	1	5	6	0	3	—	0	32	10.7
1976-77	15	—	281	63	170	.371	53	77	.688	10	22	32	29	33	0	12	—	8	179	11.9
1977-78	10	—	268	51	124	.411	59	81	.728	10	21	31	37	26	0	4	26	6	161	16.1
TOTALS	**28**	**—**	**611**	**125**	**322**	**.388**	**122**	**171**	**.713**	**21**	**43**	**64**	**71**	**65**	**0**	**19**	**26**	**14**	**372**	**13.3**

FREEMAN, ROD

Vanderbilt | #28 | HT: 6-7 | WT:225
Birthdate: Nov. 5, 1950 | Drafted: 1973, 11th round (166th overall) by 76ers

	G	GS	MIN	FG	FGA	PCT	FT	FTA	PCT	OFF	DEF	TOT	A	PF	D	ST	TO	BS	PTS	AVG
1973-74	35	0	265	39	103	.379	28	41	.683	22	32	54	14	42	0	12	—	1	106	3.0

FURLOW, TERRY

Michigan State | #25 | HT: 6-5 | WT:200
Birthdate: Oct. 18, 1954 | Drafted: 1976, 1st round (12th overall) by 76ers

	G	GS	MIN	FG	FGA	PCT	FT	FTA	PCT	OFF	DEF	TOT	A	PF	D	ST	TO	BS	PTS	AVG
1976-77	32	0	174	34	100	.340	16	18	.889	18	21	39	19	11	0	7	—	2	84	2.6

PLAYOFFS

	G	GS	MIN	FG	FGA	PCT	FT	FTA	PCT	OFF	DEF	TOT	A	PF	D	ST	TO	BS	PTS	AVG
1976-77	5	—	16	6	11	.545	4	4	1.000	3	2	5	0	2	0	1	—	0	16	3.2

GABOR, BILLY

Syracuse | HT: 5-11 | WT: 180
Birthdate: May 13, 1922 | Drafted: 1948, by Rochester

	G	GS	MIN	FG	FGA	PCT	FT	FTA	PCT	OFF	DEF	TOT	A	PF	D	ST	TO	BS	PTS	AVG
1949-50	56	—	—	226	671	.337	157	228	.689	—	—	—	108	198	—	—	—	—	609	10.9
1950-51	61	—	—	255	745	.342	179	242	.740	—	—	150	125	213	7	—	—	—	689	11.3
1951-52	57	—	1085	173	538	.322	142	183	.776	—	—	93	86	188	5	—	—	—	488	8.6
1952-53	69	—	1337	215	614	.350	217	284	.764	—	—	104	134	262	11	—	—	—	647	9.4
1953-54	61	—	1211	204	551	.370	139	194	.716	—	—	96	162	183	4	—	—	—	547	9.0
1954-55	3	—	47	7	22	.318	3	5	.600	—	—	5	11	6	0	—	—	—	17	5.7
TOTALS	**307**	**—**	**3680**	**1080**	**3141**	**.344**	**837**	**1136**	**.737**	**—**	**—**	**448**	**626**	**1050**	**27**	**—**	**—**	**—**	**2997**	**9.8**

PLAYOFFS

	G	GS	MIN	FG	FGA	PCT	FT	FTA	PCT	OFF	DEF	TOT	A	PF	D	ST	TO	BS	PTS	AVG
1949-50	10	—	—	25	97	.258	26	31	.839	—	—	—	25	27	—	—	—	—	76	7.6
1950-51	7	—	—	27	72	.375	9	14	.643	—	—	20	18	24	1	—	—	—	63	9.0
1951-52	7	—	80	11	33	.333	12	16	.750	—	—	6	10	16	0	—	—	—	34	4.9
1952-53	2	—	28	5	12	.417	8	13	.615	—	—	3	2	12	2	—	—	—	18	9.0
1953-54	10	—	196	24	83	.289	28	40	.700	—	—	28	19	36	1	—	—	—	76	7.6
TOTALS	**36**	**—**	**304**	**92**	**297**	**.310**	**83**	**114**	**.728**	**—**	**—**	**57**	**74**	**115**	**4**	**—**	**—**	**—**	**267**	**7.4**

ALL-STAR GAME

	G	GS	MIN	FG	FGA	PCT	FT	FTA	PCT	OFF	DEF	TOT	A	PF	D	ST	TO	BS	PTS	AVG
1953	1	0	25	0	3	.000	0	1	.000	—	—	5	2	—	—	—	—	—	0	0.0

GAI, DENG

Fairfield | #35 | HT: 6-9 | WT: 230
Birthdate: Mar. 22, 1982 | Drafted: Undrafted

	G	GS	MIN	FG	FGA	PCT	FT	FTA	PCT	OFF	DEF	TOT	A	PF	D	ST	TO	BS	PTS	AVG
2005-06	2	0	5	0	0	—	0	0	—	0	0	0	0	0	0	0	0	0	0	0.0

GAINES, COREY

Loyola Marymount | #8 and #5 | HT: 6-3 | WT: 195
Birthdate: June 1, 1965 | Drafted: 1988, 3rd round (65th overall) by Seattle

	G	GS	MIN	FG	FGA	PCT	FT	FTA	PCT	OFF	DEF	TOT	A	PF	D	ST	TO	BS	PTS	AVG
1989-90	9	0	81	4	12	.333	1	4	.250	1	4	5	26	11	0	4	10	0	10	1.1
1994-95	11	8	280	24	51	.471	5	11	.455	1	17	18	33	23	0	8	14	1	55	5.0
TOTALS	**20**	**8**	**361**	**28**	**63**	**.444**	**6**	**15**	**.400**	**2**	**21**	**23**	**59**	**34**	**0**	**12**	**24**	**1**	**65**	**3.3**

3-PT. FG: 1989-90, 1-2 (.500); 1994-95, 2-15 (.133); TOTALS, 3-17 (.176)

GAMBEE, DAVE

Oregon State | #20 | HT: 6-6 | WT: 215
Birthdate: Apr. 16, 1937 | Drafted: 1958, 1st round (7th overall) by St. Louis

	G	GS	MIN	FG	FGA	PCT	FT	FTA	PCT	OFF	DEF	TOT	A	PF	D	ST	TO	BS	PTS	AVG
1960-61	79	—	2090	397	947	.419	291	352	.827	—	—	581	101	276	6	—	—	—	1085	13.7
1961-62	80	—	2301	477	1126	.424	384	470	.817	—	—	631	114	275	10	—	—	—	1338	16.7
1962-63	60	—	1234	235	537	.438	199	238	.836	—	—	289	48	190	2	—	—	—	669	11.2
1963-64	41	—	927	149	378	.394	151	185	.816	—	—	256	35	161	6	—	—	—	449	11.0
1964-65	80	—	1993	356	864	.412	299	368	.813	—	—	468	113	277	7	—	—	—	1011	12.6
1965-66	72	—	1068	168	437	.384	159	187	.850	—	—	273	71	189	3	—	—	—	495	6.9
1966-67	63	—	757	150	345	.435	107	125	.856	—	—	197	42	143	5	—	—	—	407	6.5

TOTALS	**475**	**—**	**10370**	**1932**	**4634**	**.417**	**1590**	**1925**	**.826**	**—**	**—**	**2695**	**524**	**1511**	**39**	**—**	**—**	**—**	**5454**	**11.5**

DAVE GAMBEE PLAYOFFS

	G	GS	MIN	FG	FGA	PCT	FT	FTA	PCT	OFF	DEF	TOT	A	PF	D	ST	TO	BS	PTS	AVG
1960-61	8	—	208	34	95	.358	32	41	.780	—	—	55	12	33	0	—	—	—	100	12.5
1961-62	5	—	170	17	54	.315	22	25	.880	—	—	45	4	22	1	—	—	—	56	11.2
1962-63	5	—	75	10	34	.294	12	13	.923	—	—	16	0	14	0	—	—	—	32	6.4
1963-64	5	—	149	24	60	.400	21	27	.778	—	—	29	8	23	1	—	—	—	69	13.8
1964-65	10	—	132	16	48	.333	30	34	.882	—	—	24	6	31	1	—	—	—	62	6.2
1965-66	5	—	82	11	29	.379	8	11	.727	—	—	14	4	14	0	—	—	—	30	6.0
1966-67	5	—	24	6	11	.545	6	6	1.000	—	—	8	2	6	0	—	—	—	18	3.6
TOTALS	**43**	**—**	**840**	**118**	**331**	**.356**	**131**	**157**	**.834**	**—**	**—**	**191**	**36**	**143**	**3**	**—**	**—**	**—**	**367**	**8.5**

GEIGER, MATT

Georgia Tech — #52 — HT: 7-1 — WT: 250
Birthdate: Sept. 10, 1969 — Drafted: 1992, 2nd round (42nd overall) by Miami

	G	GS	MIN	FG	FGA	PCT	FT	FTA	PCT	OFF	DEF	TOT	A	PF	D	ST	TO	BS	PTS	AVG
1998-99	50	40	1540	266	555	.479	141	177	.797	137	225	362	58	157	2	39	101	40	674	13.5
1999-00	65	20	1406	260	589	.441	109	140	.779	154	233	387	39	194	1	29	91	22	629	9.7
2000-01	35	4	542	88	224	.393	37	54	.685	50	89	139	14	73	0	12	25	8	213	6.1
2001-02	4	0	36	1	8	.125	1	2	.500	3	3	6	0	2	0	0	2	2	3	0.8
TOTALS	**154**	**64**	**3524**	**615**	**1376**	**.447**	**288**	**373**	**.772**	**344**	**550**	**894**	**111**	**426**	**3**	**80**	**219**	**72**	**1519**	**9.9**

3-PT. FG: 1998-99, 1-5 (.200); 1999-00, 0-4 (.000); 2000-01, 0-2 (.000); TOTALS, 1-11 (.091)

PLAYOFFS

	G	GS	MIN	FG	FGA	PCT	FT	FTA	PCT	OFF	DEF	TOT	A	PF	D	ST	TO	BS	PTS	AVG
98-99	8	8	239	42	96	.438	24	29	.828	23	38	61	6	29	0	9	13	6	108	13.5
99-00	8	0	128	25	50	.500	20	25	.800	17	23	40	2	23	0	5	5	2	70	8.8
00-01	12	0	100	17	29	.586	4	4	1.000	10	8	18	7	30	2	2	5	0	38	3.2
TOTALS	**28**	**8**	**467**	**84**	**175**	**.480**	**48**	**58**	**.828**	**50**	**69**	**119**	**15**	**82**	**2**	**16**	**23**	**8**	**216**	**7.7**

3-PT. FG: 1998-99, 0-1 (.000); 1999-00, 0-0 (---); 2000-01, 0-0 (---); TOTALS, 0-1 (.000)

GILLIAM, ARMEN

Nevada Las Vegas — #35 — HT: 6-9 — WT: 250
Birthdate: May 28, 1964 — Drafted: 1987, 1st round (2nd overall) by Phoenix

	G	GS	MIN	FG	FGA	PCT	FT	FTA	PCT	OFF	DEF	TOT	A	PF	D	ST	TO	BS	PTS	AVG
1990-91	50	50	1695	292	621	.470	164	201	.816	134	230	364	78	120	1	35	110	32	748	15.0
1991-92	81	81	2771	512	1001	.511	343	425	.807	234	426	660	118	176	1	51	166	85	1367	16.9
1992-93	80	26	1742	359	774	.464	274	325	.843	136	336	472	116	123	0	37	157	54	992	12.4
TOTALS	**211**	**157**	**6208**	**1163**	**2396**	**.485**	**781**	**951**	**.821**	**504**	**992**	**1496**	**312**	**419**	**2**	**123**	**433**	**171**	**3107**	**14.7**

3-PT. FG: 1990-91, 0-2 (.000); 1991-92, 0-2 (.000); 1992-93, 0-1 (.000); TOTALS, 0-5 (.000)

PLAYOFFS

	G	GS	MIN	FG	FGA	PCT	FT	FTA	PCT	OFF	DEF	TOT	A	PF	D	ST	TO	BS	PTS	AVG
1990-91	8	8	287	48	104	48.200	39	46	84.800	14	38	52	10	16	0	5	15	6	135	16.9

GIRICEK, GORDAN

Croatia — #11 — HT: 6-6 — WT: 220
Birthdate: June 20, 1977 — Drafted: 1999, 2nd round (40th overall) by Dallas

	G	GS	MIN	FG	FGA	PCT	FT	FTA	PCT	OFF	DEF	TOT	A	PF	D	ST	TO	BS	PTS	AVG
2007-08	12	0	110	5	15	.333	6	8	.750	1	13	14	11	9	0	3	8	1	37	3.1

3-PT. FG: 2007-08, 13-41 (.317)

GMINSKI, MIKE

Duke — #42 — HT: 6-11 — WT: 255
Birthdate: Aug. 3, 1959 — Drafted: 1980, 1st round (7th overall) by New Jersey

	G	GS	MIN	FG	FGA	PCT	FT	FTA	PCT	OFF	DEF	TOT	A	PF	D	ST	TO	BS	PTS	AVG
1987-88	47	47	1767	290	652	.445	212	226	.938	163	331	494	84	98	0	36	94	85	792	16.9
1988-89	82	82	2739	556	1166	.477	297	341	.871	213	556	769	138	142	0	46	129	106	1409	17.2
1989-90	81	81	2659	458	1002	.457	193	235	.821	196	491	687	128	136	0	43	98	102	1112	13.7
1990-91	30	29	791	109	284	.384	53	63	.841	71	130	201	33	41	0	16	31	34	272	9.1
TOTALS	**240**	**239**	**7956**	**1413**	**3104**	**.455**	**755**	**865**	**.873**	**643**	**1508**	**2151**	**383**	**417**	**0**	**141**	**352**	**327**	**3585**	**14.9**

3-PT. FG: 1988-89, 0-6 (.000); 1989-90, 3-17 (.176); 1990-91, 1-8 (.125); TOTALS, 4-31 (.129)

PLAYOFFS

	G	GS	MIN	FG	FGA	PCT	FT	FTA	PCT	OFF	DEF	TOT	A	PF	D	ST	TO	BS	PTS	AVG
1988-89	3	—	118	19	48	.396	11	16	.688	6	17	23	2	8	0	0	2	8	49	16.3
1989-90	10	—	342	57	117	.487	14	15	.933	8	46	54	11	27	0	8	17	23	128	12.8
TOTALS	**13**	**—**	**460**	**76**	**165**	**.461**	**25**	**31**	**.806**	**14**	**63**	**77**	**13**	**35**	**0**	**8**	**19**	**31**	**177**	**13.6**

3-PT. FG: 1989-90, 0-5 (.000)

GORDON, DREW

New Mexico — #30 — HT: 6-9 — WT: 245
Birthdate: Aug. 7, 1990 — Drafted: Undrafted

	G	GS	MIN	FG	FGA	PCT	FT	FTA	PCT	OFF	DEF	TOT	A	PF	D	ST	TO	BS	PTS	AVG
2014-15	9	0	71	8	19	.421	1	2	.500	7	11	18	2	7	0	1	8	0	17	1.9

3-PT. FG: 2014-15, 0-3 (.000)

GOVEDARICA, BATO

DePaul — HT: 5-11 — WT: 185
Birthdate: April 17, 1928 — Drafted: 1951, by Syracuse

	G	GS	MIN	FG	FGA	PCT	FT	FTA	PCT	OFF	DEF	TOT	A	PF	D	ST	TO	BS	PTS	AVG
1953-54	23	—	258	25	79	.316	25	37	.676	—	—	18	24	44	1	—	—	—	75	3.3

GRABOSKI, JOE

None — HT: 6-8 — WT: 230
Birthdate: Jan. 15, 1930 — Drafted: N/A

	G	GS	MIN	FG	FGA	PCT	FT	FTA	PCT	OFF	DEF	TOT	A	PF	D	ST	TO	BS	PTS	AVG
1961-62*	38	—	468	77	221	.348	39	65	.600	—	—	154	28	62	0	—	—	—	193	5.1

PLAYOFFS

	G	GS	MIN	FG	FGA	PCT	FT	FTA	PCT	OFF	DEF	TOT	A	PF	D	ST	TO	BS	PTS	AVG
1961-62	4	—	24	1	7	.143	1	1	1.000	—	—	4	0	3	0	—	—	—	3	0.8

GRAHAM, GREG

Indiana — #20 — HT: 6-4 — WT: 174
Birthdate: Nov. 26, 1970 — Drafted: 1993, 1st round (17th overall) by Charlotte

	G	GS	MIN	FG	FGA	PCT	FT	FTA	PCT	OFF	DEF	TOT	A	PF	D	ST	TO	BS	PTS	AVG
1993-94	70	6	889	122	305	.400	92	110	.836	21	65	86	66	54	0	61	65	4	338	4.8
1994-95	50	7	775	95	223	.426	55	73	.753	19	43	62	66	76	0	29	48	6	251	5.0
1995-96	8	3	128	17	32	.531	15	17	.882	5	10	15	11	16	0	5	17	0	56	7.0
TOTALS	**128**	**16**	**1792**	**234**	**560**	**.418**	**162**	**200**	**.810**	**45**	**118**	**163**	**143**	**146**	**0**	**95**	**130**	**10**	**645**	**5.0**

3-PT. FG: 1993-94, 2-25 (.080); 1994-95, 6-28 (.214); 1995-96, 7-14 (.500); TOTALS, 15-67 (.224)

GRANT, JERAMI

Syracuse — #39 — HT: 6-8 — WT: 210
Birthdate: Mar. 12, 1994 — Drafted: 2014, 2nd round (39th overall) by Philadelphia

	G	GS	MIN	FG	FGA	PCT	FT	FTA	PCT	OFF	DEF	TOT	A	PF	D	ST	TO	BS	PTS	AVG
2014-15	65	11	1377	124	352	.352	114	193	.591	49	149	198	79	144	2	40	85	68	411	6.3
2015-16	77	52	2066	251	599	.419	212	322	.658	99	262	361	135	215	1	54	110	127	749	9.7
TOTALS	**142**	**63**	**3443**	**375**	**951**	**.394**	**326**	**515**	**.633**	**148**	**411**	**559**	**214**	**359**	**3**	**94**	**195**	**195**	**1160**	**8.2**

3-PT. FG: 2014-15, 49-156 (.314); 2015-16, 35-146 (.240); TOTALS, 84-302 (.278)

GRANT, GREG

Trenton State — #3 — HT: 5-7 — WT: 140
Birthdate: Aug. 29, 1966 — Drafted: 1989, 2nd round (52nd overall) by Phoenix

	G	GS	MIN	FG	FGA	PCT	FT	FTA	PCT	OFF	DEF	TOT	A	PF	D	ST	TO	BS	PTS	AVG
1991-92	55	0	834	99	217	.456	19	22	.864	13	52	65	199	73	0	37	41	2	224	4.1
1992-93	72	0	996	77	220	.350	20	31	.645	24	43	67	206	73	0	43	54	1	194	2.7
1995-96	11	2	280	18	48	.375	5	6	.833	3	18	21	60	28	0	12	15	2	45	4.1
TOTALS	**138**	**2**	**2110**	**194**	**485**	**.400**	**44**	**59**	**.746**	**40**	**113**	**153**	**465**	**174**	**0**	**92**	**110**	**5**	**463**	**3.4**

3-PT. FG: 1991-92, 7-18 (.389); 1992-93, 20-68 (.294); 1995-96, 4-18 (.222); TOTALS, 31-104 (.298)

GRANT, HARVEY

Oklahoma — #44 — HT: 6-7 — WT: 225
Birthdate: July 4, 1965 — Drafted: 1988, 1st round (12th overall) by Washington

	G	GS	MIN	FG	FGA	PCT	FT	FTA	PCT	OFF	DEF	TOT	A	PF	D	ST	TO	BS	PTS	AVG
1998-99	47	10	798	62	168	.369	21	29	.724	36	74	110	23	73	1	20	21	16	146	3.1

3-PT. FG: 1998-99, 1-6 (.167)

PLAYOFFS

	G	GS	MIN	FG	FGA	PCT	FT	FTA	PCT	OFF	DEF	TOT	A	PF	D	ST	TO	BS	PTS	AVG
1998-99	4	0	29	1	1	1.000	0	0	---	1	3	4	0	1		0	0	1	2	0.5

GRAYER, JEFF

Iowa State — #14 — HT: 6-5 — WT: 215
Birthdate: Dec. 17, 1965 — Drafted: 1988, 1st round (13th overall) by Milwaukee

	G	GS	MIN	FG	FGA	PCT	FT	FTA	PCT	OFF	DEF	TOT	A	PF	D	ST	TO	BS	PTS	AVG
1994-95	47	25	1098	163	381	.428	58	83	.699	58	91	149	74	80	1	27	56	4	389	8.3

3-PT. FG: 1994-95, 5-15 (.333)

GREEN, JOHN

Michigan State — #12 — HT: 6-5 — WT: 200
Birthdate: Dec. 8, 1933 — Drafted: 1959, 1st round (5th overall) by New York

	G	GS	MIN	FG	FGA	PCT	FT	FTA	PCT	OFF	DEF	TOT	A	PF	D	ST	TO	BS	PTS	AVG
1967-68	35	—	367	69	150	.460	39	83	.470	—	—	122	21	51	0	—	—	—	177	5.1
1968-69	74	—	795	146	282	.518	57	125	.456	—	—	330	47	110	1	—	—	—	349	4.7
TOTALS	**109**	**—**	**1162**	**215**	**432**	**.498**	**96**	**208**	**.462**	**—**	**—**	**452**	**68**	**161**	**1**	**—**	**—**	**—**	**526**	**4.8**

PLAYOFFS

	G	GS	MIN	FG	FGA	PCT	FT	FTA	PCT	OFF	DEF	TOT	A	PF	D	ST	TO	BS	PTS	AVG
1967-68	12	—	219	38	65	.585	20	43	.465	—	—	66	8	19	0	—	—	—	96	8.0
1968-69	5	—	44	9	16	.563	5	9	.556	—	—	14	1	12	1	—	—	—	23	4.6
TOTALS	**17**	**—**	**263**	**47**	**81**	**.580**	**25**	**52**	**.481**	**—**	**—**	**80**	**9**	**31**	**1**	**—**	**—**	**—**	**119**	**7.0**

GREEN, KENNY

Wake Forest — #25 — HT: 6-7 — WT: 215
Birthdate: Oct. 11, 1964 — Drafted: 1985, 1st round (12th overall) by Washington

	G	GS	MIN	FG	FGA	PCT	FT	FTA	PCT	OFF	DEF	TOT	A	PF	D	ST	TO	BS	PTS	AVG
1985-86	21	0	232	39	91	.429	14	23	.609	10	25	35	6	27	0	1	18	2	92	4.4
1986-87	19	0	172	25	70	.357	14	19	.737	6	22	28	7	8	0	4	15	2	64	3.4
TOTALS	**40**	**0**	**404**	**64**	**161**	**.398**	**28**	**42**	**.667**	**16**	**47**	**63**	**13**	**35**	**0**	**5**	**33**	**4**	**156**	**3.9**

GREEN, LUTHER

Long Island University — #25 — HT: 6-7 — WT: 190

Birthdate: Nov. 13, 1946 — Drafted: Undrafted

	G	GS	MIN	FG	FGA	PCT	FT	FTA	PCT	OFF	DEF	TOT	A	PF	D	ST	TO	BS	PTS	AVG
1972-73	5	0	32	0	11	.000	3	9	.333	—	—	3	0	3	0	—	—	—	3	0.6

GREEN, RICKEY

Michigan — #14 — HT: 6-11/2 — WT: 170
Birthdate: Aug. 18, 1954 — Drafted: 1977, 1st round (16th overall) by Golden St.

	G	GS	MIN	FG	FGA	PCT	FT	FTA	PCT	OFF	DEF	TOT	A	PF	D	ST	TO	BS	PTS	AVG
1990-91	79	75	2248	334	722	.463	117	141	.830	33	104	137	413	130	0	57	108	6	793	10.0

3-PT FG: 1990-91, 8-36 (.222)

PLAYOFFS

	G	GS	MIN	FG	FGA	PCT	FT	FTA	PCT	OFF	DEF	TOT	A	PF	D	ST	TO	BS	PTS	AVG
1990-91	8	8	199	24	55	.436	8	9	.889	1	8	9	22	9	0	7	13	0	59	7.4

3PT FG: 1990-91, 3-4 (.750)

GREEN, SEAN

Iona — #7 — HT: 6-5 — WT: 210
Birthdate: Feb. 2, 1970 — Drafted:1991, 2nd round (41st overall) by Indiana

	G	GS	MIN	FG	FGA	PCT	FT	FTA	PCT	OFF	DEF	TOT	A	PF	D	ST	TO	BS	PTS	AVG
1993-94	35	0	332	63	182	.346	13	18	.722	10	24	34	16	21	0	18	27	6	149	4.3

3 PT. FG: 1993-94, 10-41 (.244)

GREEN, WILLIE

Detroit-Mercy — #33 — HT: 6-4 — WT: 200
Birthdate: July 28, 1981 — Drafted: 2003, 2nd round (41st overall) by Seattle

	G	GS	MIN	FG	FGA	PCT	FT	FTA	PCT	OFF	DEF	TOT	A	PF	D	ST	TO	BS	PTS	AVG
2003-04	53	0	767	143	357	.401	59	81	.728	16	49	65	53	83	0	26	59	5	364	6.9
2004-05	57	21	1066	155	423	.366	97	125	.776	22	111	133	100	121	0	34	75	6	437	7.7
2005-06	10	2	153	28	66	.424	4	5	.800	1	14	15	5	13	0	2	12	0	70	7.0
2006-07	74	36	1842	357	868	.411	74	111	.667	42	116	158	112	144	1	56	106	4	839	11.3
2007-08	74	74	1970	379	870	.436	112	148	.757	32	150	182	151	119	0	54	109	22	921	12.4
2008-09	81	60	1828	286	658	.435	62	85	.729	29	97	126	158	154	0	53	64	13	685	8.5
2009-10	73	18	1553	248	543	.457	95	114	.833	20	109	129	152	135	0	32	67	11	638	8.7
TOTALS	**422**	**211**	**9180**	**1596**	**3785**	**.422**	**503**	**669**	**.752**	**162**	**646**	**808**	**731**	**769**	**1**	**257**	**492**	**61**	**3954**	**9.4**

3-PT FG: 2003-04, 19-61 (.311); 2004-05, 30-105 (.286); 2005-06, 10-19 (.526); 2006-07, 51-157 (.325); 2007-08, 51-179 (.285); 2008-09, 51-161 (.317), 2009-10, 47-136 (.346); TOTALS, 259-818 (.317)

PLAYOFFS	G	GS	MIN	FG	FGA	PCT	FT	FTA	PCT	OFF	DEF	TOT	A	PF	D	ST	TO	BS	PTS	AVG
2004-05	5	0	63	8	18	.444	9	10	.900	3	6	9	3	5	0	1	2	0	27	5.4
2007-08	6	6	142	22	51	.431	9	14	.643	2	6	8	12	19	1	5	9	4	54	9.0
2008-09	6	6	148	21	51	.412	1	3	.333	0	6	6	7	13	0	0	5	1	47	7.8
TOTALS	**17**	**12**	**353**	**51**	**120**	**.425**	**19**	**27**	**.704**	**5**	**18**	**23**	**22**	**37**	**1**	**6**	**16**	**25**	**128**	**7.5**

3-PT FG: 2004-05, 2-9 (.222); 2007-08, 1-5 (.200); 2008-09, 4-11 (.364); TOTALS, 7-25 (.280)

GREENSPAN, JERRY

Maryland — #22 — HT: 6-5 — WT: 195
Birthdate: Nov. 22, 1941 — Drafted: 1963, 3rd round (24th overall) by Syracuse

	G	GS	MIN	FG	FGA	PCT	FT	FTA	PCT	OFF	DEF	TOT	A	PF	D	ST	TO	BS	PTS	AVG
1963-64	20	—	280	32	90	.356	34	50	.680	—	—	72	11	54	0	—	—	—	98	4.9
1964-65	5	—	49	8	13	.615	8	8	1.000	—	—	11	0	12	0	—	—	—	24	4.8
TOTALS	**25**	**—**	**329**	**40**	**103**	**.388**	**42**	**58**	**.724**	**—**	**—**	**83**	**11**	**66**	**0**	**—**	**—**	**—**	**122**	**4.9**

GREER, HAL

Marshall — #15 — HT: 6-2 — WT: 175
Birthdate: June 26, 1936 — Drafted: 1958, 2nd round (14th overall) by Syracuse

	G	GS	MIN	FG	FGA	PCT	FT	FTA	PCT	OFF	DEF	TOT	A	PF	D	ST	TO	BS	PTS	AVG
1958-59	68	—	1625	308	679	.454	137	176	.778	—	—	196	101	189	1	—	—	—	753	11.1
1959-60	70	—	1979	388	815	.476	148	189	.783	—	—	303	188	208	4	—	—	—	924	13.2
1960-61	79	—	2763	623	1381	.451	305	394	.774	—	—	455	302	242	0	—	—	—	1551	19.6
1961-62	71	—	2705	644	1442	.447	331	404	.819	—	—	524	313	252	2	—	—	—	1619	22.8
1962-63	80	—	2631	600	1293	.464	362	434	.834	—	—	457	275	286	4	—	—	—	1562	19.5
1963-64	80	—	3157	715	1611	.444	435	525	.829	—	—	484	374	291	6	—	—	—	1865	23.3
1964-65	70	—	2600	539	1245	.433	335	413	.811	—	—	355	313	254	7	—	—	—	1413	20.2
1965-66	80	—	3326	703	1580	.445	413	514	.804	—	—	473	384	315	6	—	—	—	1819	22.7
1966-67	80	—	3086	699	1524	.459	367	466	.788	—	—	422	303	302	5	—	—	—	1765	22.1
1967-68	82	—	3263	777	1626	.478	422	549	.769	—	—	444	372	289	6	—	—	—	1976	24.1
1968-69	82	—	3311	732	1595	.459	432	543	.796	—	—	435	414	294	8	—	—	—	1896	23.1
1969-70	80	—	3024	705	1551	.455	352	432	.815	—	—	376	405	300	8	—	—	—	1762	22.0
1970-71	81	69	3060	591	1371	.431	326	405	.805	—	—	364	369	289	4	—	—	—	1508	18.6
1971-72	81	53	2410	389	866	.449	181	234	.774	—	—	271	316	268	10	—	—	—	959	11.8
1972-73	38	17	848	91	232	.392	32	39	.821	—	—	106	111	76	1	—	—	—	214	5.6
TOTALS	**1122**	**139**	**39788**	**8504**	**18811**	**.452**	**4578**	**5717**	**.801**	**—**	**—**	**5665**	**4540**	**3855**	**72**	**—**	**—**	**—**	**21586**	**19.2**

PLAYOFFS

	G	GS	MIN	FG	FGA	PCT	FT	FTA	PCT	OFF	DEF	TOT	A	PF	D	ST	TO	BS	PTS	AVG
1958-59	9	—	277	39	93	.419	26	32	.813	—	—	47	20	35	2	—	—	—	104	11.6
1959-60	3	—	84	22	43	.512	3	4	.750	—	—	14	10	5	0	—	—	—	47	15.7
1960-61	8	—	232	41	106	.387	33	40	.825	—	—	33	19	32	1	—	—	—	115	14.4
1961-62	1	—	5	0	0	---	0	0	---	—	—	0	0	1	0	—	—	—	0	0.0
1962-63	5	—	214	44	87	.506	29	35	.829	—	—	27	21	21	1	—	—	—	117	23.4
1963-64	5	—	211	37	95	.389	33	39	.846	—	—	28	30	19	1	—	—	—	107	21.4
1964-65	11	—	505	101	222	.455	69	87	.793	—	—	81	55	45	2	—	—	—	271	24.6
1965-66	5	—	226	32	91	.352	18	23	.783	—	—	36	21	21	0	—	—	—	82	16.4
1966-67	15	—	688	161	375	.429	94	118	.797	—	—	88	79	55	1	—	—	—	416	27.7
1967-68	13	—	553	120	278	.432	95	111	.856	—	—	79	55	49	1	—	—	—	335	25.8
1968-69	5	—	204	26	81	.321	28	36	.778	—	—	30	23	23	0	—	—	—	80	16.0
1969-70	5	—	178	33	74	.446	11	13	.846	—	—	17	27	16	0	—	—	—	77	15.4
1970-71	7	—	265	49	112	.438	27	36	.750	—	—	25	33	35	4	—	—	—	125	17.9
TOTALS	**92**	**—**	**3642**	**705**	**1657**	**.425**	**466**	**574**	**.812**	**—**	**—**	**505**	**393**	**357**	**13**	**—**	**—**	**—**	**1876**	**20.4**

HAL GREER ALL-STAR GAME

	G	GS	MIN	FG	FGA	PCT	FT	FTA	PCT	OFF	DEF	TOT	A	PF	D	ST	TO	BS	PTS	AVG
1961	1	0	18	7	11	.636	0	0	---	—	—	6	2	—	—	—	—	—	14	—
1962	1	0	24	3	14	.214	2	7	.286	—	—	10	9	—	—	—	—	—	8	—
1963	1	0	15	3	7	.429	0	0	.000	—	—	3	2	—	—	—	—	—	6	—
1964	1	1	20	5	10	.500	3	4	.750	—	—	3	4	1	0	—	—	—	13	—
1965	1	0	21	5	11	.455	3	4	.750	—	—	4	1	2	0	—	—	—	13	—
1966	1	0	23	4	13	.308	1	1	1.000	—	—	5	1	4	0	—	—	—	9	—
1967	1	1	31	5	16	.313	7	8	.875	—	—	4	1	5	0	—	—	—	17	—
1968	1	0	17	8	8	1.000	5	7	.714	—	—	3	3	2	0	—	—	—	21	—
1969	1	0	17	0	1	.000	4	5	.800	—	—	3	2	2	0	—	—	—	4	—
1970	1	0	21	7	11	.636	1	1	1.000	—	—	4	3	4	0	—	—	—	15	—
TOTALS	**10**	**2**	**207**	**47**	**102**	**.461**	**26**	**37**	**.703**	**—**	**—**	**45**	**28**	**20**	**0**	**—**	**—**	**—**	**120**	**12.0**

GUOKAS, MATT

St. Joseph's — #14 — HT: 6-51/2 — WT: 185
Birthdate: Feb. 25, 1944 — Drafted: 1966, 1st round (9th overall) by 76ers

	G	GS	MIN	FG	FGA	PCT	FT	FTA	PCT	OFF	DEF	TOT	A	PF	D	ST	TO	BS	PTS	AVG
1966-67	69	—	808	79	203	.389	49	81	.605	—	—	83	105	82	0	—	—	—	207	3.0
1967-68	82	—	1612	190	393	.483	118	152	.776	—	—	185	191	172	0	—	—	—	498	6.1
1968-69	72	—	838	92	216	.426	54	81	.667	—	—	94	104	121	1	—	—	—	238	3.3
1969-70	80	—	1558	189	416	.454	106	149	.711	—	—	216	222	201	0	—	—	—	484	6.1
1970-71	1	—	5	0	0	---	0	0	---	—	—	1	0	0	0	—	—	—	0	0.0
TOTALS	**304**	**—**	**4821**	**550**	**1228**	**.448**	**327**	**463**	**.706**	**—**	**—**	**579**	**622**	**576**	**1**	**—**	**—**	**—**	**1427**	**4.7**

PLAYOFFS

	G	GS	MIN	FG	FGA	PCT	FT	FTA	PCT	OFF	DEF	TOT	A	PF	D	ST	TO	BS	PTS	AVG
1966-67	15	—	252	26	64	.406	13	17	.765	—	—	30	23	33	0	—	—	—	65	4.3
1967-68	13	—	327	30	79	.380	20	27	.741	—	—	43	30	39	0	—	—	—	80	6.2
1968-69	5	—	100	11	27	.407	4	5	.800	—	—	12	8	12	0	—	—	—	26	5.2
1970-71	2	—	23	6	8	.750	1	1	1.000	—	—	3	1	1	0	—	—	—	13	6.5
TOTALS	**35**	**—**	**702**	**73**	**178**	**.410**	**38**	**50**	**.760**	**—**	**—**	**88**	**62**	**85**	**0**	**—**	**—**	**—**	**184**	**5.3**

HALBROOK, SWEDE

Oregon State — HT: 7-3 — WT: 235
Birthdate: Jan. 30, 1933 — Drafted: N/A

	G	GS	MIN	FG	FGA	PCT	FT	FTA	PCT	OFF	DEF	TOT	A	PF	D	ST	TO	BS	PTS	AVG
1960-61	79	—	1131	155	463	.335	76	140	.543	—	—	550	31	262	9	—	—	—	386	4.9
1961-62	64	—	908	152	422	.360	96	151	.636	—	—	399	33	179	7	—	—	—	400	6.3
TOTALS	**143**	**—**	**2039**	**307**	**885**	**.347**	**172**	**291**	**.591**	**—**	**—**	**949**	**64**	**441**	**16**	**—**	**—**	**—**	**786**	**5.5**

PLAYOFFS

	G	GS	MIN	FG	FGA	PCT	FT	FTA	PCT	OFF	DEF	TOT	A	PF	D	ST	TO	BS	PTS	AVG
1960-61	8	—	176	24	78	.308	15	22	.682	—	—	85	12	25	1	—	—	—	63	7.9

HALIMON, SHALER

Utah State — #26 — HT: 6-6 — WT: 200
Birthdate: Mar. 30, 1945 — Drafted: 1968, 1st round (14th overall) by 76ers

	G	GS	MIN	FG	FGA	PCT	FT	FTA	PCT	OFF	DEF	TOT	A	PF	D	ST	TO	BS	PTS	AVG
1968-69	50	—	350	88	196	.449	10	32	.313	—	—	86	18	34	0	—	—	—	186	3.7

PLAYOFFS

	G	GS	MIN	FG	FGA	PCT	FT	FTA	PCT	OFF	DEF	TOT	A	PF	D	ST	TO	BS	PTS	AVG
1968-69	1	—	2	1	2	.500	0	0	---	—	—	0	0	0	0	—	—	—	2	2.0

HALLIBURTON, JEFF

Drake — #42 — HT: 6-5 — WT: 195
Birthdate: July 3, 1949 — Drafted: 1971, 3rd round (39th overall) by Atlanta

	G	GS	MIN	FG	FGA	PCT	FT	FTA	PCT	OFF	DEF	TOT	A	PF	D	ST	TO	BS	PTS	AVG
1972-73	31	0	549	122	280	.436	50	66	.758	—	—	82	68	78	1	—	—	—	294	9.5

HAMILTON, ZENDON

St. John's (N.Y.) — #42 — HT: 6-11 — WT: 240
Birthdate: April 29, 1975 — Drafted: Undrafted

	G	GS	MIN	FG	FGA	PCT	FT	FTA	PCT	OFF	DEF	TOT	A	PF	D	ST	TO	BS	PTS	AVG
2003-04	45	0	472	51	95	.537	67	96	.698	49	97	146	13	74	0	8	27	8	169	3.8
2005-06	1	0	3	0	1	.000	1	2	.500	0	0	0	0	1	0	1	0	0	1	1.0
TOTALS	**46**	**0**	**475**	**51**	**96**	**.531**	**68**	**98**	**.694**	**49**	**97**	**147**	**13**	**75**	**0**	**9**	**27**	**8**	**170**	**3.7**

HANNUM, ALEX

USC — HT: 6-7 — WT: 225
Birthdate: July 19, 1923 — Drafted: 1948, by Indianapolis

	G	GS	MIN	FG	FGA	PCT	FT	FTA	PCT	OFF	DEF	TOT	A	PF	D	ST	TO	BS	PTS	AVG
1949-50	64	—	—	177	488	.363	128	186	.688	—	—	—	129	264	—	—	—	—	482	7.5
1950-51	63	—	—	182	494	.368	107	197	.543	—	—	301	119	271	16	—	—	—	471	7.5
TOTALS	**127**	**—**	**—**	**359**	**982**	**.366**	**235**	**383**	**.614**	**—**	**—**	**301**	**248**	**535**	**16**	**—**	**—**	**—**	**953**	**7.5**

PLAYOFFS

	G	GS	MIN	FG	FGA	PCT	FT	FTA	PCT	OFF	DEF	TOT	A	PF	D	ST	TO	BS	PTS	AVG

1949-50	11	—	—	38	86	.442	17	34	.500	—	—	—	10	50	—	—	—	—	93	8.5
1950-51	7	—	—	17	39	.436	8	10	.800	—	—	47	17	37	3	—	—	—	42	6.0
TOTALS	**18**	**—**	**—**	**55**	**125**	**.440**	**25**	**44**	**.568**	**—**	**—**	**47**	**27**	**87**	**3**	**—**	**—**	**—**	**135**	**7.5**

HARMON, JEROME

Louisville | #40 | HT: 6-5 | WT: 206
Birthdate: Feb. 6, 1969 | Drafted: Undrafted

	G	GS	MIN	FG	FGA	PCT	FT	FTA	PCT	OFF	DEF	TOT	A	PF	D	ST	TO	BS	PTS	AVG
1994-95	10	0	158	21	53	.396	3	6	.500	9	14	23	12	12	0	9	7	0	46	4.6

3-PT. FG: 1994-95, 1-1 (1.000)

HARPRING, MATT

Georgia Tech | #23 | HT: 6-7 | WT: 231
Birthdate: Feb. 6, 1969 | Drafted: 1998, 1st round (15th overall) by Orlando

	G	GS	MIN	FG	FGA	PCT	FT	FTA	PCT	OFF	DEF	TOT	A	PF	D	ST	TO	BS	PTS	AVG
2001-02	81	81	2541	386	838	.461	165	222	.743	203	370	573	107	201	1	70	127	5	958	11.8

3-PT. FG: 2001-02, 21-69 (.304)

PLAYOFFS

	G	GS	MIN	FG	FGA	PCT	FT	FTA	PCT	OFF	DEF	TOT	A	PF	D	ST	TO	BS	PTS	AVG
2001-02	5	5	119	22	44	.500	7	9	.778	13	13	26	7	12	0	5	5	0	51	10.2

HARRIS, LUCIOUS

Long Beach State | #30 | HT: 6-5 | WT: 205
Birthdate: Dec. 18, 1970 | Drafted: 1993, 2nd round (28th overall) by Dallas

	G	GS	MIN	FG	FGA	PCT	FT	FTA	PCT	OFF	DEF	TOT	A	PF	D	ST	TO	BS	PTS	AVG
1996-97	54	3	813	112	294	.381	33	47	.702	27	44	71	50	45	0	24	39	0	217	3.6

3-PT. FG: 1996-97, 36-99 (.364)

HARRIS, TONY

New Orleans | #3 | HT: 6-3 | WT: 190
Birthdate: May 13, 1967 | Drafted: Undrafted

	G	GS	MIN	FG	FGA	PCT	FT	FTA	PCT	OFF	DEF	TOT	A	PF	D	ST	TO	BS	PTS	AVG
1990-91	6	0	41	4	16	.250	2	4	.500	0	1	1	0	5	0	1	3	0	10	1.7

3-PT. FG: 1990-91, 0-2 (.000)

HARRISON, BOB

Michigan | HT: 6-1 | WT: 190
Birthdate: Aug. 12, 1927 | Drafted: 1949, by Minneapolis

	G	GS	MIN	FG	FGA	PCT	FT	FTA	PCT	OFF	DEF	TOT	A	PF	D	ST	TO	BS	PTS	AVG
1956-57*	66	—	1810	243	629	.386	93	130	.715	—	—	156	161	220	5	—	—	—	579	8.8
1957-58	72	—	1799	210	604	.348	97	122	.795	—	—	166	169	200	1	—	—	—	517	7.2
TOTALS	**138**	**—**	**3609**	**453**	**1233**	**.367**	**190**	**252**	**.754**	**—**	**—**	**322**	**330**	**420**	**6**	**—**	**—**	**—**	**1096**	**7.9**

PLAYOFFS

	G	GS	MIN	FG	FGA	PCT	FT	FTA	PCT	OFF	DEF	TOT	A	PF	D	ST	TO	BS	PTS	AVG
1956-57	5	—	133	12	45	.267	8	9	.889	—	—	13	15	21	1	—	—	—	32	6.4
1957-58	3	—	43	4	16	.250	2	3	.667	—	—	7	5	6	0	—	—	—	10	3.3
TOTALS	**8**	**—**	**176**	**16**	**61**	**.262**	**10**	**12**	**.833**	**—**	**—**	**20**	**20**	**27**	**1**	**—**	**—**	**—**	**42**	**5.3**

HAWES, SPENCER

WASHINGTON | #00 | HT: 7-1 | WT: 245
Birthdate: Apr. 28, 1988 | Drafted: 2007, 1st round (10th overall) by Sacramento

	G	GS	MIN	FG	FGA	PCT	FT	FTA	PCT	OFF	DEF	TOT	A	PF	D	ST	TO	BS	PTS	AVG
2010-11	81	81	1718	264	568	.465	47	88	.534	129	336	465	121	201	2	29	97	71	584	7.2
2011-12	37	29	920	156	319	.489	40	55	.727	78	192	270	98	100	0	16	55	48	355	9.6
2012-13	82	40	2233	376	811	.464	122	157	.777	173	417	590	183	233	1	24	131	113	905	11.0
2013-14	53	53	1666	264	586	.451	79	101	.782	88	364	452	176	154	2	31	119	67	688	13.0
TOTALS	**253**	**203**	**6537**	**1060**	**2284**	**.464**	**288**	**401**	**.718**	**468**	**1309**	**1777**	**578**	**688**	**5**	**100**	**402**	**299**	**2532**	**10.0**

3-PT. FG: 2010-11, 9-37 (.243); 2011-12, 3-12 (.250); 2012-13, 31-87 (.356); 2013-14, 81-203 (.399); TOTALS, 124-339 (.366)

PLAYOFFS

	G	GS	MIN	FG	FGA	PCT	FT	FTA	PCT	OFF	DEF	TOT	A	PF	D	ST	TO	BS	PTS	AVG
2010-11	5	5	98	12	33	.364	2	4	.500	5	14	19	9	11	0	0	2	2	26	5.2
2011-12	13	12	332	50	108	.463	19	26	.731	18	68	86	21	32	0	4	22	11	121	9.3
TOTALS	**18**	**17**	**430**	**62**	**141**	**.440**	**21**	**30**	**.700**	**23**	**82**	**105**	**30**	**43**	**0**	**4**	**24**	**13**	**147**	**8.2**

3-PT. FG: 2010-11, 0-1 (.000); 2011-12, 2-5 (.400); TOTALS, 2-6 (.333)

HAWKINS, HERSEY

Bradley | #33 | HT: 6-3 | WT: 190
Birthdate: Sept. 29, 1966 | Drafted: 1988, 1st round (6th overall) by LA Clippers

	G	GS	MIN	FG	FGA	PCT	FT	FTA	PCT	OFF	DEF	TOT	A	PF	D	ST	TO	BS	PTS	AVG
1988-89	79	79	2577	442	971	.455	241	290	.831	51	174	225	239	184	0	120	158	37	1196	15.1
1989-90	82	82	2856	522	1136	.460	387	436	.888	85	219	304	261	217	2	130	185	28	1515	18.5
1990-91	80	80	3110	590	1251	.472	479	550	.871	48	262	310	299	182	0	178	213	39	1767	22.1
1991-92	81	81	3013	521	1127	.462	403	461	.874	53	218	271	248	174	0	157	189	43	1536	19.0
1992-93	81	81	2977	551	1172	.470	419	487	.860	91	255	346	317	189	0	137	180	30	1643	20.3
TOTALS	**403**	**403**	**14533**	**2626**	**5657**	**.464**	**1929**	**2224**	**.867**	**328**	**1128**	**1456**	**1364**	**946**	**2**	**722**	**925**	**177**	**7657**	**19.0**

3-PT. FG: 1988-89, 71-166 (.428); 1989-90, 84-200 (.420); 1990-91, 108-270 (.400); 1991-92, 91-229 (.397); 1992-93, 122-307 (.397); TOTALS, 416-1172 (.406)

PLAYOFFS

	G	GS	MIN	FG	FGA	PCT	FT	FTA	PCT	OFF	DEF	TOT	A	PF	D	ST	TO	BS	PTS	AVG
1988-89	3	3	72	3	24	.125	2	2	1.000	1	4	5	4	6	0	3	3	1	8	2.7
1989-90	10	10	415	81	163	.497	59	63	.937	8	23	31	36	25	0	12	31	7	235	23.5
1990-91	8	8	329	47	101	.465	59	63	.937	8	38	46	27	29	1	20	16	10	167	20.9
TOTALS	**21**	**21**	**816**	**131**	**288**	**.455**	**120**	**128**	**.938**	**17**	**65**	**82**	**67**	**60**	**1**	**35**	**50**	**18**	**410**	**19.5**

3-PT. FG: 1988-89, 0-5 (.000); 1989-90, 14-36 (.389); 1990-91, 14-26 (.538); TOTALS, 28-67 (.418)

HERSEY HAWKINS ALL-STAR GAME

	G	GS	MIN	FG	FGA	PCT	FT	FTA	PCT	OFF	DEF	TOT	A	PF	D	ST	TO	BS	PTS
1991	1	0	14	3	5	.600	0	0	---	0	0	0	1	1	0	0	1	0	6

3-PT. FG: 1991, 0-1 (.000)

HAYES, STEVE

Idaho State | #31 | HT: 7-0 | WT: 205
Birthdate: Aug. 2, 1955 | Drafted: 1977, 4th round (76th overall) by New York

	G	GS	MIN	FG	FGA	PCT	FT	FTA	PCT	OFF	DEF	TOT	A	PF	D	ST	TO	BS	PTS	AVG
1984-85	11	0	101	10	18	.556	2	4	.500	11	23	34	1	19	0	1	2	4	22	2.0

HENDERSON, ALAN

Indiana | #44 | HT: 6-9 | WT: 240
Birthdate: Dec. 2, 1972 | Drafted: 1995, 1st round, (16th overall) by Atlanta

	G	GS	MIN	FG	FGA	PCT	FT	FTA	PCT	OFF	DEF	TOT	A	PF	D	ST	TO	BS	PTS	AVG
2006-07	38	5	418	43	67	.642	33	47	.702	48	59	107	10	62	1	9	12	12	119	3.1

HENDERSON, DAVID

Duke | #3 | HT: 6-5 | WT: 195
Birthdate: July 21, 1964 | Drafted: 1986, 3rd round (58th overall) by Washington

	G	GS	MIN	FG	FGA	PCT	FT	FTA	PCT	OFF	DEF	TOT	A	PF	D	ST	TO	BS	PTS	AVG
1987-88	22	1	351	47	116	.405	32	47	.681	11	24	35	34	41	0	12	40	5	126	5.7

3-PT.FG: 1987-88, 0-1 (.000)

HENDERSON, GERALD

Virginia Commonwealth | #12 | HT: 6-2 | WT: 195
Birthdate: Jan 16, 1956 | Drafted: 1978, 3rd round (64th overall) by San Antonio

	G	GS	MIN	FG	FGA	PCT	FT	FTA	PCT	OFF	DEF	TOT	A	PF	D	ST	TO	BS	PTS	AVG
1987-88	69	3	1436	189	439	.431	136	168	.810	26	71	97	218	173	0	67	125	5	581	8.4
1988-89	65	0	986	144	348	.414	104	127	.819	17	51	68	140	121	1	42	73	3	425	6.5
TOTALS	**134**	**3**	**2422**	**333**	**787**	**.423**	**240**	**295**	**.814**	**43**	**122**	**165**	**358**	**294**	**1**	**109**	**198**	**8**	**1006**	**7.5**

3-PT. FG: 1987-88, 67-159 (.421); 1988-89, 33-107 (.308); TOTALS, 100-266 (.376)

PLAYOFFS

	G	GS	MIN	FG	FGA	PCT	FT	FTA	PCT	OFF	DEF	TOT	A	PF	D	ST	TO	BS	PTS	AVG
1988-89	3	—	69	10	25	.400	2	6	.333	3	4	7	5	10	0	2	5	0	24	8.0

3-PT. FG: 1987-88, 2-7 (.286)

HENDRICKSON, MARK

Washington State | #14 | HT: 6-9 | WT: 220
Birthdate: June 23, 1974 | Drafted: 1996, 2nd round (31st overall) by 76ers

	G	GS	MIN	FG	FGA	PCT	FT	FTA	PCT	OFF	DEF	TOT	A	PF	D	ST	TO	BS	PTS	AVG
1996-97	29	1	301	32	77	.416	18	26	.692	35	57	92	3	32	1	10	14	4	85	2.9

3-PT. FG: 1996-97, 3-12 (.250)

HENNESSY, LARRY

Villanova | HT: 6-3 | WT: 185
Birthdate: May 20, 1929 | Drafted: Undrafted

	G	GS	MIN	FG	FGA	PCT	FT	FTA	PCT	OFF	DEF	TOT	A	PF	D	ST	TO	BS	PTS	AVG
1956-57	21	—	373	56	175	.320	23	32	.719	—	—	45	27	28	0	—	—	—	135	6.4

HENRY, AL

Wisconsin | #26 | HT: 6-9 | WT: 190
Birthdate: Feb. 9, 1949 | Drafted: 1970, 1st round (12th overall) by 76ers

	G	GS	MIN	FG	FGA	PCT	FT	FTA	PCT	OFF	DEF	TOT	A	PF	D	ST	TO	BS	PTS	AVG
1970-71	6	—	26	1	6	.167	5	7	.714	—	—	11	0	1	0	—	—	—	7	1.2
1971-72	43	1	421	68	156	.436	51	73	.699	—	—	137	8	42	0	—	—	—	187	4.3
TOTALS	**49**	**1**	**447**	**69**	**162**	**.426**	**56**	**80**	**.700**	**—**	**—**	**148**	**8**	**43**	**0**	**—**	**—**	**—**	**194**	**4.0**

HETZEL, FRED

Davidson | #20 | HT: 6-8 | WT: 230
Birthdate: July 21, 1942 | Drafted: 1965, 1st round (1st overall) by San Francisco

	G	GS	MIN	FG	FGA	PCT	FT	FTA	PCT	OFF	DEF	TOT	A	PF	D	ST	TO	BS	PTS	AVG
1969-70	63	—	757	156	323	.483	71	85	.835	—	—	207	44	110	3	—	—	—	383	6.1

FRED HETZEL PLAYOFFS

	G	GS	MIN	FG	FGA	PCT	FT	FTA	PCT	OFF	DEF	TOT	A	PF	D	ST	TO	BS	PTS	AVG
1969-70	5	—	75	13	25	.520	9	11	.818	—	—	18	3	10	0	—	—	—	95	7.0

HEYMAN, ART

Duke | #35 | HT: 6-5 | WT: 205
Birthdate: June 24, 1941 | Drafted: 1963, 1st round (1st overall) by New York

	G	GS	MIN	FG	FGA	PCT	FT	FTA	PCT	OFF	DEF	TOT	A	PF	D	ST	TO	BS	PTS	AVG
1965-66	6	—	20	3	9	.333	4	5	.800	—	—	4	4	4	0	—	—	—	10	1.7

HIGGINS, SEAN

Michigan | #9 | HT: 6-9 | WT: 215
Birthdate: Dec. 30, 1968 | Drafted: 1990, 2nd round (54th overall) by San Antonio

	G	GS	MIN	FG	FGA	PCT	FT	FTA	PCT	OFF	DEF	TOT	A	PF	D	ST	TO	BS	PTS	AVG
1995-96	44	4	916	134	323	.415	35	37	.946	20	72	92	55	90	1	24	49	11	351	8.0

3-PT. FG: 1995-96, 48-129 (.372)

HILL, TYRONE

Xavier — #40 — HT: 6-9 — WT: 250
Birthdate: Mar. 19, 1968
Drafted: 1990, 1st round (11th overall) by Golden State

	G	GS	MIN	FG	FGA	PCT	FT	FTA	PCT	OFF	DEF	TOT	A	PF	D	ST	TO	BS	PTS	AVG
1998-99	21	6	587	72	150	.480	35	69	.507	64	89	153	18	77	2	16	35	8	179	8.5
1999-00	68	65	2155	318	656	.485	179	259	.691	220	405	625	52	243	3	64	124	27	815	12.0
2000-01	76	75	2363	278	587	.474	172	273	.630	239	448	687	48	242	2	37	127	27	728	9.6
2002-03	24	18	496	44	109	.404	21	35	.600	56	68	124	9	68	0	15	16	7	109	4.5
TOTALS	**189**	**164**	**5601**	**712**	**1502**	**.474**	**407**	**636**	**.640**	**579**	**1010**	**1589**	**127**	**630**	**7**	**132**	**302**	**69**	**1831**	**9.7**

3-PT. FG: 1998-99, 0-0 (.000); 1999-00, 0-1 (.000); 2000-01, 0-1 (.000); 2002-03, 0-0 (.000); TOTALS, 0-2 (.000)

TYRONE HILL PLAYOFFS

	G	GS	MIN	FG	FGA	PCT	FT	FTA	PCT	OFF	DEF	TOT	A	PF	D	ST	TO	BS	PTS	AVG
1998-99	8	1	196	19	39	.487	7	19	.368	19	40	59	0	33	1	3	6	2	45	5.6
1999-00	10	10	352	46	100	.460	31	44	.705	36	61	97	9	38	0	9	12	1	123	12.3
2000-01	23	23	742	65	159	.409	36	53	.679	54	114	168	10	80	0	13	26	12	166	7.2
2002-03	10	0	141	12	19	.632	4	4	1.000	12	16	28	2	29	0	1	6	1	28	2.8
TOTALS	**51**	**34**	**1431**	**142**	**317**	**.448**	**78**	**120**	**.650**	**121**	**231**	**352**	**21**	**180**	**1**	**26**	**50**	**16**	**362**	**7.1**

3-PT. FG: 1999-00, 0-1 (.000); 2000-01, 0-1 (.000); TOTALS, 0-2 (.000)

HINSON, ROY

Rutgers — #23 — HT: 6-9 — WT: 215
Birthdate: May 2, 1961
Drafted: 1983, 1st round (20th overall) by Cleveland

	G	GS	MIN	FG	FGA	PCT	FT	FTA	PCT	OFF	DEF	TOT	A	PF	D	ST	TO	BS	PTS	AVG
1986-87	76	58	2489	393	823	.478	273	360	.758	150	338	488	60	281	4	45	148	161	1059	13.9
1987-88	29	10	845	123	272	.452	89	124	.718	53	116	169	27	90	3	24	63	68	335	11.6
TOTALS	**105**	**68**	**3334**	**516**	**1095**	**.471**	**362**	**484**	**.748**	**203**	**454**	**657**	**87**	**371**	**7**	**69**	**211**	**229**	**1394**	**13.3**

3-PT. FG: 1986-87, 0-1 (.000); 1987-88, 0-1 (.000); TOTALS, 0-2 (.000)

PLAYOFFS

	G	GS	MIN	FG	FGA	PCT	FT	FTA	PCT	OFF	DEF	TOT	A	PF	D	ST	TO	BS	PTS	AVG
1986-87	5	0	159	31	52	.596	24	38	.632	6	17	23	3	18	0	4	2	10	86	17.2

HOLIDAY, JRUE

UCLA — #11 — HT: 6-4 — WT: 205
Birthdate: June 12, 1990
Drafted: 2009, 1st round (17th overall) by Philadelphia

	G	GS	MIN	FG	FGA	PCT	FT	FTA	PCT	OFF	DEF	TOT	A	PF	D	ST	TO	BS	PTS	AVG
2009-10	73	51	1767	230	520	.442	65	86	.756	56	135	191	280	153	0	79	156	18	587	8.0
2010-11	82	82	2901	446	999	.446	172	209	.823	68	264	332	531	203	3	120	218	29	1145	14.0
2011-12	65	65	2196	360	834	.432	94	120	.783	57	155	212	290	137	2	103	135	18	879	13.5
2012-13	78	78	2926	555	1288	.431	182	242	.752	89	240	329	625	170	2	123	292	32	1383	17.7
TOTALS	**298**	**276**	**9789**	**1591**	**3641**	**.437**	**513**	**657**	**.781**	**270**	**794**	**1064**	**1726**	**663**	**7**	**425**	**801**	**97**	**3994**	**13.4**

3-PT. FG: 2009-10, 62-159 (.390); 2010-11, 81-222, (.365); 2011-12, 65-171 (.380); 2012-13, 91-247 (.368); TOTALS, 299-799 (.374)

PLAYOFFS	G	GS	MIN	FG	FGA	PCT	FT	FTA	PCT	OFF	DEF	TOT	A	PF	D	ST	TO	BS	PTS	AVG
2010-11	5	5	188	24	58	.414	112	15	.800	3	16	19	28	10	0	10	11	2	71	14.2
2011-12	13	13	494	74	179	.413	38	44	.864	17	44	61	67	24	0	20	26	8	206	15.8
TOTALS	**18**	**18**	**682**	**98**	**237**	**.414**	**50**	**59**	**.847**	**20**	**60**	**80**	**95**	**34**	**0**	**30**	**37**	**10**	**277**	**15.4**

3-PT. FG: 2010-11, 11-21 (.524); 2011-12, 20-49 (.408); 31-70 (.443)

HOLIDAY, JUSTIN

Washington — #14 — HT: 6-6 — WT: 185
Birthdate: April 5, 1989
Drafted: Undrafted

	G	GS	MIN	FG	FGA	PCT	FT	FTA	PCT	OFF	DEF	TOT	A	PF	D	ST	TO	BS	PTS	AVG
1965-66	9	0	142	16	48	.333	6	8	.750	0	14	14	15	7	0	3	9	6	42	4.7

3-PT. FG: 2012-13, 4-16 (.250)

HOLLINS, LIONEL

Arizona State — #9 — HT: 6-3 — WT: 185
Birthdate: Oct 19, 1953
Drafted: 1975, 1st round (6th overall) by Portland

	G	GS	MIN	FG	FGA	PCT	FT	FTA	PCT	OFF	DEF	TOT	A	PF	D	ST	TO	BS	PTS	AVG
1979-80	27	26	796	130	313	.415	67	87	.770	24	45	69	112	68	0	46	68	9	329	12.2
1980-81	82	13	2154	327	696	.470	125	171	.731	47	144	191	352	205	2	104	207	18	781	9.5
1981-82	81	81	2257	380	797	.477	132	188	.702	35	152	187	316	198	1	103	146	20	894	11.0
TOTALS	**190**	**120**	**5207**	**837**	**1806**	**.463**	**324**	**446**	**.726**	**106**	**341**	**447**	**780**	**471**	**3**	**253**	**421**	**47**	**2004**	**10.5**

3-PT. FG: 1979-80, 2-10 (.200); 1980-81, 2-15 (.133); 1981-82, 2-16 (.125); TOTALS, 6-41 (.146)

PLAYOFFS	G	GS	MIN	FG	FGA	PCT	FT	FTA	PCT	OFF	DEF	TOT	A	PF	D	ST	TO	BS	PTS	AVG
1979-80	18	—	618	97	233	.416	54	68	.794	17	54	71	113	49	0	27	46	3	248	13.8
1980-81	16	16	490	67	152	.441	29	37	.784	8	26	34	65	42	0	17	19	1	163	10.2
1981-82	8	2	114	15	49	.306	4	6	.667	1	8	9	25	11	0	9	13	1	34	4.3
TOTALS	**42**	**18**	**1222**	**179**	**434**	**.412**	**87**	**111**	**.784**	**26**	**88**	**114**	**203**	**102**	**0**	**53**	**78**	**5**	**445**	**10.6**

3-PT. FG: 1979-80, 0-10 (.000); 1980-81, 0-1 (.000); 1981-82, 0-1 (.000); TOTALS, 0-12 (.000)

HOLMES, RICHAUN

Bowling Green — #22 — HT: 6-10 — WT: 245
Birthdate: Oct. 15, 1993
Drafted: 2015, 2nd round (37th overall) by 76ers

	G	GS	MIN	FG	FGA	PCT	FT	FTA	PCT	OFF	DEF	TOT	A	PF	D	ST	TO	BS	PTS	AVG
2015-16	51	1	702	114	222	.514	51	74	.689	62	73	135	33	92	0	19	32	40	287	5.6

3-PT. FG: 2015-16, 8-44 (.182)

HOLUP, JOE

George Washington — HT: 6-6 — WT: 215
Birthdate: Feb. 26, 1934
Drafted: 1956, by Syracuse

	G	GS	MIN	FG	FGA	PCT	FT	FTA	PCT	OFF	DEF	TOT	A	PF	D	ST	TO	BS	PTS	AVG
1956-57	71	—	1284	160	487	.329	204	253	.806	—	—	279	84	177	5	—	—	—	524	7.4
1957-58*	53	—	740	91	278	.327	71	94	.755	—	—	221	36	99	2	—	—	—	253	4.8
TOTALS	**124**	**—**	**2024**	**251**	**765**	**.328**	**275**	**347**	**.793**	**—**	**—**	**500**	**120**	**276**	**7**	**—**	**—**	**—**	**777**	**6.3**

PLAYOFFS

	G	GS	MIN	FG	FGA	PCT	FT	FTA	PCT	OFF	DEF	TOT	A	PF	D	ST	TO	BS	PTS	AVG
1956-57	5	—	88	6	28	.214	8	12	.667	—	—	20	1	3	0	—	—	—	20	4.0

HONEYCUTT, JERALD

Tulane — #25 — HT: 6-9 — WT: 254
Birthdate: Oct. 20, 1974
Drafted: 1997, 2nd round (39th overall) by Milwaukee

	G	GS	MIN	FG	FGA	PCT	FT	FTA	PCT	OFF	DEF	TOT	A	PF	D	ST	TO	BS	PTS	AVG
1998-99	13	0	90	7	27	.259	6	8	.750	3	8	11	3	10	0	4	8	2	25	1.9

3-PT. FG: 1998-99, 5-14 (.357)

PLAYOFFS

	G	GS	MIN	FG	FGA	PCT	FT	FTA	PCT	OFF	DEF	TOT	A	PF	D	ST	TO	BS	PTS	AVG
1998-99	6	0	12	1	5	.200	0	0	---	1	0	1	0	3	0	0	1	0	2	0.3

3-PT. FG: 1998-99, 0-3 (.000)

HOPKINS, BOB

Grambling State — HT: 6-8 — WT: 205
Birthdate: Nov. 3, 1934
Drafted: 1956, by Syracuse

	G	GS	MIN	FG	FGA	PCT	FT	FTA	PCT	OFF	DEF	TOT	A	PF	D	ST	TO	BS	PTS	AVG
1956-57	62	—	764	130	343	.379	94	126	.746	—	—	233	22	106	0	—	—	—	354	5.7
1957-58	69	—	1224	221	554	.399	123	161	.764	—	—	392	45	162	5	—	—	—	565	8.2
1958-59	67	—	1518	246	611	.403	176	234	.752	—	—	436	67	181	5	—	—	—	668	10.0
1959-60	75	—	1616	257	660	.389	136	174	.782	—	—	465	55	193	4	—	—	—	650	8.7
TOTALS	**273**	**—**	**5122**	**854**	**2168**	**.394**	**529**	**695**	**.761**	**—**	**—**	**1526**	**189**	**642**	**14**	**—**	**—**	**—**	**2237**	**8.2**

PLAYOFFS

	G	GS	MIN	FG	FGA	PCT	FT	FTA	PCT	OFF	DEF	TOT	A	PF	D	ST	TO	BS	PTS	AVG
1956-57	5	—	73	9	25	.360	10	15	.667	—	—	19	2	14	1	—	—	—	28	5.6
1957-58	3	—	39	4	16	.250	4	6	.667	—	—	14	0	7	0	—	—	—	12	4.0
1958-59	9	—	203	23	68	.338	28	34	.824	—	—	60	9	33	1	—	—	—	74	8.2
1959-60	1	—	19	2	8	.250	3	3	1.000	—	—	6	0	3	0	—	—	—	7	7.0
TOTALS	**18**	**—**	**334**	**38**	**117**	**.325**	**45**	**58**	**.776**	**—**	**—**	**99**	**11**	**57**	**2**	**—**	**—**	**—**	**121**	**6.7**

HOPPEN, DAVE

Nebraska — #40 — HT: 6-11 — WT: 235
Birthdate: Mar. 13, 1964
Drafted: 1987, 3rd round (65th overall) by Atlanta

	G	GS	MIN	FG	FGA	PCT	FT	FTA	PCT	OFF	DEF	TOT	A	PF	D	ST	TO	BS	PTS	AVG
1990-91	11	0	43	6	12	.500	8	12	.667	4	5	9	0	11	0	1	1	0	20	1.8
1991-92	11	0	40	2	7	.286	5	10	.500	1	9	10	2	6	0	0	3	0	9	0.8
TOTALS	**22**	**0**	**83**	**8**	**19**	**.421**	**13**	**22**	**.591**	**5**	**14**	**19**	**2**	**17**	**0**	**1**	**4**	**0**	**29**	**1.3**

3-PT. FG: 1990-91, 0-1 (.000); TOTALS, 0-1 (.000)

PLAYOFFS

	G	GS	MIN	FG	FGA	PCT	FT	FTA	PCT	OFF	DEF	TOT	A	PF	D	ST	TO	BS	PTS	AVG
1990-91	3	0	9	3	3	1.000	0	2	.000	0	3	3	0	1	0	0	0	0	6	2.0

3-PT. FG: 1987-88, 2-7 (.286)

HORNACEK, JEFF

Iowa State — #14 — HT: 6-4 — WT: 190
Birthdate: May 3, 1963
Drafted: 1986, 2nd round (46th overall) by Phoenix

	G	GS	MIN	FG	FGA	PCT	FT	FTA	PCT	OFF	DEF	TOT	A	PF	D	ST	TO	BS	PTS	AVG
1992-93	79	78	2860	582	1239	.470	250	289	.865	84	258	342	548	203	2	131	222	21	1511	19.1
1993-94	53	53	1994	325	715	.455	178	204	.873	41	171	212	315	115	0	95	138	10	880	16.6
TOTALS	**132**	**131**	**4854**	**907**	**1954**	**.464**	**428**	**493**	**.868**	**125**	**429**	**554**	**863**	**318**	**2**	**226**	**360**	**31**	**2391**	**18.1**

3-PT. FG: 1992-93, 97-249 (.390); 1993-94, 52-166 (.313); TOTALS, 149-415 (.359)

HOWELL, BAILEY

Mississippi State — #16 — HT: 6-7 — WT: 220
Birthdate: Jan. 20, 1937
Drafted: 1959, 1st round (2nd overall) by Detroit

	G	GS	MIN	FG	FGA	PCT	FT	FTA	PCT	OFF	DEF	TOT	A	PF	D	ST	TO	BS	PTS	AVG
1970-71	82	—	1589	324	686	.472	230	315	.730	—	—	441	115	234	2	—	—	—	878	10.7

BAILEY HOWELL PLAYOFFS

	G	GS	MIN	FG	FGA	PCT	FT	FTA	PCT	OFF	DEF	TOT	A	PF	D	ST	TO	BS	PTS	AVG

	G	GS	MIN	FG	FGA	PCT	FT	FTA	PCT	OFF	DEF	TOT	A	PF	D	ST	TO	BS	PTS	AVG
1970-71	7		122	19	45	.422	9	13	.769	—	—	12	11	22	0	—	—	—	48	6.9

HUGHES, LARRY

St. Louis — #21 — HT: 6-5 — WT: 185
Birthdate: Jan. 23, 1979 — Drafted: 1998, 1st round (8th overall) by 76ers

	G	GS	MIN	FG	FGA	PCT	FT	FTA	PCT	OFF	DEF	TOT	A	PF	D	ST	TO	BS	PTS	AVG
1998-99	50	1	988	170	414	.411	107	151	.709	83	106	189	77	97	0	44	68	14	455	9.1
1999-00	50	5	1018	192	461	.416	106	142	.746	52	107	159	75	94	0	54	95	12	501	10.0
TOTALS	**100**	**6**	**2006**	**362**	**875**	**.414**	**213**	**293**	**.727**	**135**	**213**	**348**	**152**	**191**	**0**	**98**	**163**	**26**	**956**	**9.6**

3-PT. FG: 1998-99, 8-52 (.019); 1999-00, 11-51 (.216); TOTALS, 19-103 (.184)

PLAYOFFS

	G	GS	MIN	FG	FGA	PCT	FT	FTA	PCT	OFF	DEF	TOT	A	PF	D	ST	TO	BS	PTS	AVG
1998-99	8	0	198	31	77	.403	20	24	.833	17	20	37	16	21	0	15	12	9	82	10.3

3-PT. FG: 1998-99, 0-7 (.000)

HUNTER, STEVEN

DePaul — #45 — HT: 7-0 — WT: 240
Birthdate: Oct. 31, 1981 — Drafted: 2001, 1st round (15th overall) by Orlando

	G	GS	MIN	FG	FGA	PCT	FT	FTA	PCT	OFF	DEF	TOT	A	PF	D	ST	TO	BS	PTS	AVG
2005-06	69	35	1312	175	291	.601	71	138	.514	110	161	271	17	120	0	12	64	76	421	6.1
2006-07	70	41	1605	188	326	.577	74	151	.490	114	221	335	26	137	1	13	65	76	450	6.4
TOTALS	**139**	**76**	**2917**	**363**	**617**	**.588**	**145**	**289**	**.502**	**224**	**382**	**606**	**43**	**257**	**1**	**25**	**129**	**152**	**871**	**6.3**

IAVARONI, MARC

Virginia — #8 — HT: 6-10 — WT: 225
Birthdate: Sept. 15, 1956 — Drafted: 1978, 3rd round (55th overall) by New York

	G	GS	MIN	FG	FGA	PCT	FT	FTA	PCT	OFF	DEF	TOT	A	PF	D	ST	TO	BS	PTS	AVG
1982-83	80	77	1612	163	353	.462	78	113	.690	117	212	329	83	238	0	32	133	44	404	5.1
1983-84	78	71	1532	149	322	.463	97	131	.740	91	219	310	95	222	1	36	124	55	395	5.1
1984-85	12	10	156	12	31	.387	6	6	1.000	11	18	29	6	24	0	4	16	3	30	2.5
TOTALS	**170**	**158**	**3300**	**324**	**706**	**.459**	**181**	**250**	**.724**	**219**	**449**	**668**	**184**	**484**	**1**	**72**	**273**	**102**	**829**	**4.9**

3-PT. FG: 1982-83, 0-2 (.000); 1983-84, 0-2 (.000); TOTALS, 0-4 (.000)

PLAYOFFS

	G	GS	MIN	FG	FGA	PCT	FT	FTA	PCT	OFF	DEF	TOT	A	PF	D	ST	TO	BS	PTS	AVG
1982-83	13	—	283	29	52	.558	9	18	.500	22	35	57	19	42	1	8	13	7	67	5.2
1983-84	4	—	4	7	15	.467	7	8	.875	3	5	8	3	18	1	1	5	1	22	4.5
TOTALS	**17**	**—**	**287**	**36**	**67**	**.537**	**16**	**26**	**.615**	**25**	**40**	**65**	**22**	**60**	**2**	**9**	**18**	**8**	**89**	**5.2**

3-PT. FG: 1983-84, 1-2 (.500)

IGUODALA, ANDRE

Arizona — #4, 9 — HT: 6-6 — WT: 207
Birthdate: Jan. 28, 1984 — Drafted: 2004, 1st round (9th overall) by 76ers

	G	GS	MIN	FG	FGA	PCT	FT	FTA	PCT	OFF	DEF	TOT	A	PF	D	ST	TO	BS	PTS	AVG
2004-05	82	82	2686	269	546	.493	156	210	.743	89	375	464	246	204	2	138	139	48	741	9.0
2005-06	82	82	3086	344	688	.500	263	349	.754	117	364	481	255	198	4	135	153	21	1007	12.3
2006-07	76	76	3062	443	991	.447	452	551	.820	77	357	434	432	200	0	152	261	33	1386	18.2
2007-08	82	82	3242	582	1277	.456	365	506	.721	85	361	446	391	187	1	171	214	49	1630	19.9
2008-09	82	82	3269	542	1147	.473	377	521	.724	92	379	471	434	152	1	131	222	36	1541	18.8
2009-10	82	82	3193	496	1120	.443	315	430	.733	82	447	529	472	145	0	141	218	55	1401	17.1
2010-11	67	67	2469	338	759	.445	208	300	.693	61	326	387	422	109	0	101	138	38	945	14.1
2011-12	62	62	2209	287	632	.454	121	196	.617	56	325	381	339	92	0	107	115	30	771	12.4
TOTALS	**615**	**615**	**23216**	**3301**	**7160**	**.461**	**2257**	**3063**	**.737**	**659**	**2934**	**3593**	**2991**	**1287**	**8**	**1076**	**1460**	**310**	**9422**	**15.3**

3-PT FG: 2004-05, 47-142 (.331); 2005-06, 56-158 (.354); 2006-07, 48-155 (.310); 2007-08, 101-307 (.329); 2008-09, 80-261 (.307), 2009-10, 94-303 (.310); 2010-11, 61-181 (.337); 2011-12, 76-193 (.394); TOTALS, 563-1700 (.331)

PLAYOFFS

	G	GS	MIN	FG	FGA	PCT	FT	FTA	PCT	OFF	DEF	TOT	A	PF	D	ST	TO	BS	PTS	AVG
2004-05	5	5	192	20	43	.465	6	12	.500	8	15	23	15	12	0	14	5	5	49	9.8
2007-08	6	6	234	23	69	.333	31	43	.721	6	23	29	30	11	0	13	26	1	79	13.2
2008-09	6	6	269	44	98	.449	30	46	.652	6	32	38	40	9	0	11	24	0	129	21.5
2010-11	5	5	182	22	52	.423	10	14	.714	7	28	35	34	16	0	5	14	2	57	11.4
2011-12	13	13	505	58	151	.384	33	56	.589	17	57	74	48	32	0	19	19	5	168	12.9
TOTALS	**35**	**35**	**1382**	**167**	**413**	**.404**	**110**	**171**	**.643**	**44**	**155**	**199**	**167**	**80**	**0**	**62**	**88**	**13**	**482**	**13.8**

3-PT FG: 2004-05, 3-9 (.333); 2007-08, 2-14 (.143); 2008-09, 11-28 (.393); 2010-11, 3-14 (.214); 2011-12, 19-49 (.388); TOTALS, 38-114 (.333)

IMHOFF, DARRALL

California — #18 — HT: 6-10 — WT: 220
Birthdate: Oct. 11, 1938 — Drafted: 1960, 1st round (3rd overall) by New York

	G	GS	MIN	FG	FGA	PCT	FT	FTA	PCT	OFF	DEF	TOT	A	PF	D	ST	TO	BS	PTS	AVG
1968-69	82	—	2360	279	593	.470	194	325	.597	—	—	792	218	310	12	—	—	—	752	9.2
1969-70	79	—	2474	430	796	.540	215	331	.650	—	—	754	211	294	7	—	—	—	1075	13.6
TOTALS	**161**	**—**	**4834**	**709**	**1389**	**.510**	**409**	**656**	**.623**	**—**	**—**	**1546**	**429**	**604**	**19**	**—**	**—**	**—**	**1827**	**11.3**

PLAYOFFS

	G	GS	MIN	FG	FGA	PCT	FT	FTA	PCT	OFF	DEF	TOT	A	PF	D	ST	TO	BS	PTS	AVG
1968-69	5	—	191	33	66	.500	25	38	.658	—	—	82	12	24	1	—	—	—	91	18.2
1969-70	5	—	138	22	48	.458	1	7	.143	—	—	35	11	23	0	—	—	—	45	9.0
TOTALS	**10**	**—**	**329**	**55**	**114**	**.482**	**26**	**45**	**.578**	**—**	**—**	**117**	**23**	**47**	**1**	**—**	**—**	**—**	**136**	**13.6**

IVERSON, ALLEN

Georgetown — #3 — HT: 6-0 — WT: 165
Birthdate: June 7, 1975 — Drafted: 1996, 1st round (1st overall) by 76ers

	G	GS	MIN	FG	FGA	PCT	FT	FTA	PCT	OFF	DEF	TOT	A	PF	D	S	TO	B	PTS	AVG
1996-97	76	74	3045	625	1504	.416	382	544	.702	115	197	312	567	233	5	157	337	24	1787	23.5
1997-98	80	80	3150	649	1407	.461	390	535	.729	86	210	296	494	200	2	176	244	25	1758	22.0
1998-99	48	48	1990	435	1056	.412	356	474	.751	66	170	236	223	98	0	110	167	7	1284	26.8
1999-00	70	70	2853	729	1733	.421	442	620	.713	71	196	267	328	162	1	144	230	5	1989	28.4
2000-01	71	71	2979	762	1813	.420	585	719	.814	50	223	273	325	147	0	178	237	20	2207	31.1
2001-02	60	59	2622	665	1669	.398	475	585	.812	44	225	269	331	102	0	168	237	13	1883	31.4
2002-03	82	82	3485	804	1940	.414	570	736	.774	68	276	344	454	149	2	225	286	13	2262	27.6
2003-04	48	47	2040	435	1125	.387	339	455	.745	34	144	178	324	87	0	115	209	5	1266	26.4
2004-05	75	75	3174	771	1818	.424	656	786	.835	51	248	299	596	140	1	180	344	9	2302	30.7
2005-06	72	72	3103	815	1822	.447	675	829	.814	44	188	232	532	121	0	140	248	10	2377	33.0
2006-07	15	15	640	151	366	.413	154	174	.885	7	34	41	109	21	0	33	66	1	468	31.2
2009-10	25	24	798	121	290	.417	98	119	.824	15	60	75	102	42	0	18	57	2	348	13.1
TOTALS	**722**	**717**	**29879**	**6962**	**16543**	**.421**	**5122**	**6576**	**.779**	**651**	**2171**	**2822**	**4385**	**1458**	**11**	**1644**	**2662**	**134**	**19931**	**27.6**

3-PT. FG: 1996-97, 155-455 (.341); 1997-98, 70-235 (.298); 1998-99, 58-199 (.291); 1999-2000, 89-261 (.341); 2000-01, 98-306 (.320); 2001-02, 78-268 (.291), 2002-03, 84-303 (.277); 2003-04, 57-199 (.286); 2004-05, 104-338 (.308); 2005-06, 72-223 (.323); 2006-07, 12-53 (.226); 2009-10, 8-24 (.333); TOTALS,885-2864 (.309)

ALLEN IVERSON PLAYOFFS

	G	GS	MIN	FG	FGA	PCT	FT	FTA	PCT	OFF	DEF	TOT	A	PF	D	S	TO	B	PTS	AVG
1998-99	8	8	358	88	214	.411	37	52	.712	14	19	33	39	19	0	20	24	2	228	28.5
1999-00	10	10	444	91	237	.384	68	92	.739	14	26	40	45	24	0	12	32	1	262	26.2
2000-01	22	22	1016	27	661	.389	161	208	.774	15	89	104	134	55	0	52	63	7	723	32.9
2001-02	5	5	209	45	118	.381	51	63	.610	1	17	18	21	8	0	13	12	0	150	30.0
2002-03	12	12	557	137	329	.416	87	118	.737	11	41	52	89	25	0	29	47	1	380	31.7
2004-05	5	5	238	59	126	.468	26	29	.897	0	11	11	50	12	0	10	21	2	156	31.2
TOTALS	**62**	**62**	**2822**	**677**	**1685**	**.402**	**430**	**562**	**.765**	**55**	**203**	**258**	**378**	**143**	**0**	**136**	**199**	**13**	**1899**	**30.6**

3-PT. FG: 1998-99, 15-53 (.283); 1999-00, 12-39 (.308); 2000-01, 48-142 (.338); 2001-02, 9-27 (.333); 2002-03, 19-55 (.345); 2004-05, 12-29 (.414); TOTALS, 115-345 (.333)

ALL-STAR GAME

	G	GS	MIN	FG	FGA	PCT	FT	FTA	PCT	OFF	DEF	TOT	A	PF	D	S	TO	B	PTS	AVG
2000	1	1	28	10	18	.556	4	5	.800	2	0	2	9	0	0	2	5	0	26	—
2001	1	1	27	9	21	.429	6	6	1.000	0	2	2	5	0	0	4	4	0	25	—
2002	1	1	25	2	9	.222	1	2	.500	1	3	4	3	0	0	0	2	0	5	—
2003	1	1	41	13	23	.565	8	9	.889	3	2	5	7	2	0	5	6	0	35	—
2004	1	1	23	1	6	.167	1	4	.250	0	1	1	11	3	0	0	4	0	3	—
2005	1	1	32	4	13	.308	7	7	1.000	0	4	4	9	0	0	5	7	0	15	—
2006	1	1	26	5	14	.357	2	4	.500	0	2	2	2	0	0	0	3	0	12	—
TOTALS	**7**	**7**	**202**	**44**	**104**	**.423**	**29**	**37**	**.784**	**6**	**14**	**20**	**46**	**5**	**0**	**16**	**31**	**0**	**121**	**17.3**

3-PT FG: 2000, 2-2 (1.000); 2001, 1-1 (1.000); 2003, 1-3 (.333); 2005, 0-0 (---); 2006, 0-0 (---); TOTALS, 4-6 (.667)

IVEY, ROYAL

Texas — #12, 7 — HT: 6-4 — WT: 215
Birthdate: Dec. 20, 1981 — Drafted: 2004, 2nd round (37th overall) by Atlanta

	G	GS	MIN	FG	FGA	PCT	FT	FTA	PCT	OFF	DEF	TOT	A	PF	D	ST	TO	BS	PTS	AVG
2008-09	71	0	861	69	208	.332	34	43	.791	19	57	76	43	76	0	36	23	7	211	3.0
2009-10	26	0	236	26	55	.473	6	7	.857	5	21	26	17	25	0	10	5	2	70	2.7
2012-13	53	5	698	62	144	.431	9	16	.563	16	41	57	32	73	0	23	20	3	170	3.2
TOTALS	**150**	**5**	**1795**	**157**	**407**	**.386**	**49**	**66**	**.742**	**40**	**119**	**159**	**92**	**174**	**0**	**69**	**48**	**12**	**451**	**3.0**

3-PT FG: 2008-09, 39-114 (.342); 2009-10, 12-24 (.500); 2012-13, 37-88 (.420); TOTALS, 88-226 (.389)

PLAYOFFS

	G	GS	MIN	FG	FGA	PCT	FT	FTA	PCT	OFF	DEF	TOT	A	PF	D	ST	TO	BS	PTS	AVG
2008-09	6	0	45	3	11	.273	3	4	.750	1	3	4	0	6	0	3	0	0	11	1.8

3-PT FG: 2008-09, 2-7 (.286)

JACKSON, JAREN

Georgetown — #30 — HT: 6-6 — WT: 190
Birthdate: Oct. 27, 1967 — Drafted: Undrafted

	G	GS	MIN	FG	FGA	PCT	FT	FTA	PCT	OFF	DEF	TOT	A	PF	D	ST	TO	BS	PTS	AVG
1994-95	21	1	257	25	68	.368	16	24	.667	18	24	42	19	33	0	9	17	5	70	3.3

3-PT. FG: 1994-95, 4-15 (.267)

JACKSON, JIMMY

Ohio State — #2 — HT: 6-6 — WT: 220
Birthdate: Oct. 14, 1970 — Drafted: 1993, 1st round (4th overall) by Dallas

	G	GS	MIN	FG	FGA	PCT	FT	FTA	PCT	OFF	DEF	TOT	A	PF	D	ST	TO	BS	PTS	AVG
1997-98	48	47	1788	246	535	.460	126	154	.818	69	158	227	223	112	0	41	145	6	657	13.7

3-PT.FG: 1997-98, 39-112 (.348)

JACKSON, LUKE

Pan American — #54 — HT: 6-9 — WT: 250
Birthdate: Oct. 31, 1941 — Drafted: 1964, 1st round (4th overall) by 76ers

	G	GS	MIN	FG	FGA	PCT	FT	FTA	PCT	OFF	DEF	TOT	A	PF	D	ST	TO	BS	PTS	AVG
1964-65	76	—	2590	419	1013	.414	288	404	.713	—	—	980	93	251	4	—	—	—	1126	14.8
1965-66	79	—	1966	246	614	.401	158	214	.738	—	—	676	132	216	2	—	—	—	650	8.2
1966-67	81	—	2377	386	882	.438	198	261	.759	—	—	724	114	276	6	—	—	—	970	12.0
1967-68	82	—	2570	401	927	.433	166	231	.719	—	—	872	139	287	6	—	—	—	968	11.8

1968-69	25	—	840	145	332	.437	69	97	.711	—	—	286	54	102	3	—	—	—	359	14.4
1969-70	37	—	583	71	181	.392	60	81	.741	—	—	198	50	80	0	—	—	—	202	5.5
1970-71	79	40	1774	199	529	.376	131	189	.693	—	—	568	148	211	3	—	—	—	529	6.7
1971-72	63	22	1083	137	346	.396	92	133	.692	—	—	309	88	141	1	—	—	—	366	5.8
TOTALS	**522**	**62**	**13783**	**2004**	**4824**	**.415**	**1162**	**1610**	**.720**	**—**	**—**	**4613**	**818**	**1564**	**25**	**—**	**—**	**—**	**5170**	**9.9**

LUKE JACKSON PLAYOFFS

	G	GS	MIN	FG	FGA	PCT	FT	FTA	PCT	OFF	DEF	TOT	A	PF	D	ST	TO	BS	PTS	AVG
1964-65	11	—	321	44	130	.338	25	32	.781	—	—	79	24	31	0	—	—	—	113	10.3
1965-66	5	—	163	21	49	.429	18	22	.818	—	—	44	8	21	2	—	—	—	60	12.0
1966-67	15	—	543	64	161	.398	37	51	.725	—	—	176	30	47	1	—	—	—	165	11.0
1967-68	13	—	432	62	158	.392	24	35	.686	—	—	115	16	59	3	—	—	—	148	11.4
1969-70	5	—	73	9	19	.474	2	2	1.000	—	—	33	3	11	1	—	—	—	20	4.0
1970-71	7	—	160	16	38	.421	7	10	.700	—	—	61	11	17	0	—	—	—	39	5.6
TOTALS	**56**	**—**	**1692**	**216**	**555**	**.389**	**113**	**152**	**.743**	**—**	**—**	**508**	**92**	**186**	**7**	**—**	**—**	**—**	**545**	**9.7**

ALL-STAR GAME

	G	GS	MIN	FG	FGA	PCT	FT	FTA	PCT	OFF	DEF	R	A	PF	D	ST	TO	BS	PTS
1965	1	1	15	2	5	.400	1	2	.500	—	—	1	1	4	0	—	—	—	5

JACKSON, MARC

Temple — #25 — HT: 6-10 — WT: 253
Birthdate: Jan. 16, 1975 — Drafted: 1997, 2nd round (38th overall) by Golden St.

	G	GS	MIN	FG	FGA	PCT	FT	FTA	PCT	OFF	DEF	TOT	A	PF	D	ST	TO	BS	PTS	AVG
2003-04	22	13	598	71	171	.415	64	81	.790	45	81	126	18	45	0	12	24	6	206	9.4
2004-05	81	23	1976	340	731	.465	289	349	.818	184	222	406	81	171	0	32	131	18	969	12.0
TOTALS	**103**	**36**	**2574**	**411**	**902**	**.456**	**353**	**430**	**.821**	**229**	**303**	**532**	**99**	**216**	**0**	**44**	**155**	**24**	**1175**	**11.4**

3-PT FG: 2003-04, 0-1 (.000); 2004-05, 0-2 (.000); TOTALS, 0-3 (.000)

PLAYOFFS

	G	GS	MIN	FG	FGA	PCT	FT	FTA	PCT	OFF	DEF	TOT	A	PF	D	ST	TO	BS	PTS	AVG
2004-05	5	0	65	5	20	.250	7	11	.636	3	5	8	0	9	0	2	6	2	17	3.4

3-PT FG: 2004-05, 0-0 (---)

JAMES, TIM

Miami (Fla.) — #25 — HT: 6-7 — WT: 214
Birthdate: Dec. 25, 1976 — Drafted: 1999, 1st round (25th overall) by Miami

	G	GS	MIN	FG	FGA	PCT	FT	FTA	PCT	OFF	DEF	TOT	A	PF	D	ST	TO	BS	PTS	AVG
2001-02	9	0	41	5	13	.385	2	6	.333	5	2	7	1	5	0	0	3	1	12	1.3

JENKINS, CHARLES

Hofstra — #31 — HT: 6-3 — WT: 220
Birthdate: Feb. 28, 1989 — Drafted: 2011, 2nd round (44th overall) by Golden State

	G	GS	MIN	FG	FGA	PCT	FT	FTA	PCT	OFF	DEF	TOT	A	PF	D	ST	TO	BS	PTS	AVG
2012-13	12	1	150	14	38	.368	2	4	.500	3	8	11	16	4	0	6	2	1	30	2.5

JOHNSON, CHRIS

Syracuse — #16 — HT: 6-6 — WT: 201
Birthdate: Apr. 29, 1990 — Drafted: Undrafted

	G	GS	MIN	FG	FGA	PCT	FT	FTA	PCT	OFF	DEF	TOT	A	PF	D	ST	TO	BS	PTS	AVG
2014-15	9	2	187	19	60	.317	6	8	.750	3	23	26	3	19	0	9	9	5	54	6.0

3-PT. FG: 2014-15, 10-39 (.256)

JOHNSON, CLEMON

Florida A&M — #45 — HT: 6-10 — WT: 240
Birthdate: Sept. 12, 1956 — Drafted: 1978, 2nd round (44th overall) by Portland

	G	GS	MIN	FG	FGA	PCT	FT	FTA	PCT	OFF	DEF	TOT	A	PF	D	ST	TO	BS	PTS	AVG
1982-83	32	4	698	91	182	.500	34	58	.586	75	130	205	24	84	1	16	36	29	216	6.8
1983-84	80	10	1721	193	412	.468	69	113	.611	131	267	398	55	205	1	35	95	65	455	5.7
1984-85	58	0	875	117	235	.498	36	49	.735	92	129	221	33	112	0	15	43	44	270	4.7
1985-86	75	2	1069	105	223	.471	51	81	.630	106	149	255	15	129	0	23	38	62	261	3.5
TOTALS	**245**	**16**	**4363**	**506**	**1052**	**.481**	**190**	**301**	**.631**	**404**	**675**	**1079**	**127**	**530**	**2**	**89**	**212**	**200**	**1202**	**4.9**

3-PT. FG: 1982-83, 0-1 (.000); 1984-85, 0-1 (.000); TOTALS, 0-2 (.000)

CLEMON JOHNSON PLAYOFFS

	G	GS	MIN	FG	FGA	PCT	FT	FTA	PCT	OFF	DEF	TOT	A	PF	D	ST	TO	BS	PTS	AVG
1982-83	12	—	202	25	49	.510	0	4	.000	21	22	43	7	28	0	4	12	5	50	4.2
1983-84	5	—	45	4	12	.333	0	0	---	3	3	6	0	8	0	1	3	4	8	1.6
1984-85	13	—	165	13	33	.394	16	21	.762	17	19	36	2	32	0	3	13	6	42	3.2
1985-86	12	—	303	29	53	.547	16	25	.640	23	37	60	8	35	0	11	10	15	74	6.2
TOTALS	**42**	**—**	**715**	**71**	**147**	**.483**	**32**	**50**	**.640**	**64**	**81**	**145**	**17**	**103**	**0**	**19**	**38**	**30**	**174**	**4.1**

3-PT. FG: 1984-85, 0-1 (.000)

JOHNSON, GEORGE

St. John's — #12 — HT: 6-7 — WT: 210
Birthdate: Dec. 8, 1956 — Drafted: 1978, 1st round (12th overall) by Milwaukee

	G	GS	MIN	FG	FGA	PCT	FT	FTA	PCT	OFF	DEF	TOT	A	PF	D	ST	TO	BS	PTS	AVG
1984-85	55	3	756	107	263	.407	49	56	.875	48	116	164	38	99	0	31	49	16	264	4.8

3-PT. FG 1984-85, 1-1 (1.000)

PLAYOFFS

	G	GS	MIN	FG	FGA	PCT	FT	FTA	PCT	OFF	DEF	TOT	A	PF	D	ST	TO	BS	PTS	AVG
1984-85	5	0	24	5	8	.625	0	0	---	3	4	7	0	2	0	0	1	0	11	2.2

3-PT. FG: 1984-85, 1-1 (1.000)

JOHNSON, OLLIE

Temple — #18 — HT: 6-6 — WT: 200
Birthdate: May 11, 1949 — Drafted: 1972, 2nd round (30th overall) by Portland

	G	GS	MIN	FG	FGA	PCT	FT	FTA	PCT	OFF	DEF	TOT	A	PF	D	ST	TO	BS	PTS	AVG
1980-81	40	0	372	87	158	.551	27	31	.871	8	47	55	30	45	0	20	25	2	202	5.1
1981-82	26	0	150	27	54	.500	6	7	.857	7	15	22	10	28	0	13	13	3	61	2.3
TOTALS	**66**	**0**	**522**	**114**	**212**	**.538**	**33**	**38**	**.868**	**15**	**62**	**77**	**40**	**73**	**0**	**33**	**38**	**5**	**263**	**4.0**

3-PT. FG: 1980-81, 1-6 (.167); 1981-82, 1-3 (.133); TOTALS, 2-9 (.222)

OLLIE JOHNSON PLAYOFFS

	G	GS	MIN	FG	FGA	PCT	FT	FTA	PCT	OFF	DEF	TOT	A	PF	D	ST	TO	BS	PTS	AVG
1980-1981	8	—	22	3	10	.300	0	0	---	2	3	5	2	1	0	2	2	1	6	0.8

3-PT. FG: 1980-81, 0-1 (.000)

JOHNSON, REGGIE

Tennessee — #33 — HT: 6-9 — WT: 210
Birthdate: June 25, 1957 — Drafted: 1980, 1st round (15th overall) by San Antonio

	G	GS	MIN	FG	FGA	PCT	FT	FTA	PCT	OFF	DEF	TOT	A	PF	D	ST	TO	BS	PTS	AVG
1982-83	29	8	549	69	154	.448	22	30	.733	32	58	90	23	82	1	8	35	17	160	5.5

3-PT. FG: 1982-83, 1-4 (.250)

PLAYOFFS

	G	GS	MIN	FG	FGA	PCT	FT	FTA	PCT	OFF	DEF	TOT	A	PF	D	ST	TO	BS	PTS	AVG
1982-83	5	0	32	2	4	.500	2	2	1.000	0	0	0	3	5	0	1	3	0	6	1.2

JOHNSON-ODOM, DARIUS

Marquette — #0 — HT: 6-2 — WT: 215
Birthdate: Sept. 28, 1989 — Drafted: 2012, 2nd round (55th overall) by Dallas

	G	GS	MIN	FG	FGA	PCT	FT	FTA	PCT	OFF	DEF	TOT	A	PF	D	ST	TO	BS	PTS	AVG
2013-14	3	0	15	0	7	.000	0	2	.000	0	2	2	1	3	0	1	2	0	0	0.0

3-PT. FG: 2013-14, 0-3 (.000)

JONES, ALVIN

Georgia Tech — #42 — HT: 6-11 — WT: 265
Birthdate: Sept. 9, 1978 — Drafted: 2001, 2nd round (57th overall) by 76ers

	G	GS	MIN	FG	FGA	PCT	FT	FTA	PCT	OFF	DEF	TOT	A	PF	D	ST	TO	BS	PTS	AVG
2001-02	23	2	126	8	20	.400	10	20	.500	13	23	36	3	35	0	3	11	9	26	1.1

JONES, BOBBY

Washington — #11 — HT: 6-7 — WT: 215
Birthdate: Jan. 9, 1984 — Drafted: 2006, 2nd round (37th overall) by Minnesota

	G	GS	MIN	FG	FGA	PCT	FT	FTA	PCT	OFF	DEF	TOT	A	PF	D	ST	TO	BS	PTS	AVG
2006-07	44	5	336	43	93	.462	23	41	.561	22	35	57	16	59	0	11	18	1	110	2.5

3-PT. FG: 2006-07, 1-9 (.111)

JONES, BOBBY

North Carolina — #24 — HT: 6-9 — WT: 210
Birthdate: Dec. 18, 1951 — Drafted: 1974, 1st round (15th overall) by Houston

	G	GS	MIN	FG	FGA	PCT	FT	FTA	PCT	OFF	DEF	TOT	A	PF	D	ST	TO	BS	PTS	AVG
1978-79	80	78	2304	378	704	.537	209	277	.755	199	332	531	201	245	2	107	165	96	965	12.1
1979-80	81	3	2125	398	748	.532	257	329	.781	152	298	450	146	223	3	102	146	118	1053	13.0
1980-81	81	0	2046	407	755	.539	282	347	.813	142	293	435	226	226	2	95	149	74	1096	13.5
1981-82	76	73	2181	416	737	.564	263	333	.790	109	284	393	189	211	3	99	145	112	1095	14.4
1982-83	74	0	1749	250	460	.543	165	208	.793	102	242	344	142	199	4	85	109	91	665	9.0
1983-84	75	0	1761	226	432	.523	167	213	.784	92	231	323	187	199	1	107	101	103	619	8.3
1984-85	80	8	1633	207	385	.538	186	216	.861	105	192	297	155	183	2	84	118	50	600	7.5
1985-86	70	42	1519	189	338	.559	114	145	.786	49	120	169	126	159	0	48	90	50	492	7.0
TOTALS	**617**	**204**	**15318**	**2471**	**4559**	**.542**	**1643**	**2068**	**.794**	**950**	**1992**	**2942**	**1372**	**1645**	**17**	**727**	**1023**	**694**	**6585**	**10.7**

3-PT. FG: 1979-80, 0-3 (.000); 1980-81, 0-3 (.000); 1981-82, 0-3 (.000); 1982-83, 0-1 (.000); 1983-84, 0-1 (.000); 1984-85, 0-4 (.000); 1985-86, 0-1 (.000); TOTALS, 0-16 (.000)

PLAYOFFS

	G	GS	MIN	FG	FGA	PCT	FT	FTA	PCT	OFF	DEF	TOT	A	PF	D	ST	TO	BS	PTS	AVG
1978-79	9	—	260	48	87	.552	22	26	.846	12	31	43	19	30	0	5	15	4	118	13.1
1979-80	18	—	470	90	172	.523	53	62	.855	29	57	86	31	56	1	21	23	32	233	12.9
1980-81	16	—	443	81	160	.506	73	88	.830	35	53	88	33	60	1	18	32	21	235	14.7
1981-82	21	—	589	94	174	.540	68	81	.840	37	62	99	52	69	0	15	33	22	256	12.2
1982-83	12	—	324	43	78	.551	17	20	.850	19	39	58	34	29	0	15	18	18	103	8.6
1983-84	5	—	130	15	31	.484	18	19	.947	9	14	23	9	12	0	3	8	7	48	9.6
1984-85	13	—	309	46	78	.590	14	20	.700	22	26	48	16	38	0	12	19	15	106	8.2
1985-86	12	—	329	39	74	.527	38	50	.760	9	23	32	34	39	0	10	15	14	116	9.7
TOTALS	**106**	**—**	**2854**	**456**	**854**	**.534**	**303**	**366**	**.828**	**172**	**305**	**477**	**228**	**333**	**2**	**99**	**163**	**133**	**1215**	**11.5**

3-PT. FG: 1979-80 0-1 (.000); 1982-83, 0-1 (.000); 1985-86, 0-1 (.000); TOTALS, 0-3 (.000)

ALL-STAR GAME

	G	GS	MIN	FG	FGA	PCT	FT	FTA	PCT	OFF	DEF	TOT	A	PF	D	ST	TO	BS	PTS	AVG
1981	1	0	16	5	11	.455	1	1	1.000	1	3	4	0	2	0	1	—	1	11	
1982	1	0	14	2	5	.400	1	2	.500	1	3	4	1	2	0	1	—	0	5	
TOTALS	**2**	**0**	**30**	**7**	**16**	**.438**	**2**	**3**	**.667**	**2**	**6**	**8**	**1**	**4**	**0**	**2**	**—**	**1**	**16**	

JONES, CALDWELL

Albany State — **#11** — **HT: 6-11** — **WT: 230**
Birthdate: Aug. 4, 1950 — **Drafted: 1973, 2nd round (32nd overall) by 76ers**

	G	GS	MIN	FG	FGA	PCT	FT	FTA	PCT	OFF	DEF	TOT	A	PF	D	ST	TO	BS	PTS	AVG
1976-77	82	57	2023	215	424	.507	64	116	.552	190	476	666	92	301	3	43	—	200	494	6.0
1977-78	80	69	1636	169	359	.471	96	153	.627	165	405	570	92	281	4	26	128	127	434	5.4
1978-79	78	75	2171	302	637	.474	121	162	.747	177	570	747	151	303	10	39	156	157	725	9.3
1979-80	80	80	2771	232	532	.436	124	178	.697	219	731	950	164	298	5	43	218	162	588	7.4
1980-81	81	81	2639	218	485	.449	148	193	.767	200	613	813	122	271	2	53	168	134	584	7.2
1981-82	81	47	2446	231	465	.497	179	219	.817	164	544	708	100	301	3	38	155	146	641	7.9
TOTALS	**482**	**409**	**13686**	**1367**	**2902**	**.471**	**732**	**1021**	**.717**	**1115**	**3339**	**4454**	**721**	**1755**	**27**	**242**	**825**	**926**	**3466**	**7.2**

3-PT. FG: 1979-80, 0-2 (.000); 1981-82, 0-3 (.000); TOTALS, 0-5 (.000)

CALDWELL JONES PLAYOFFS

	G	GS	MIN	FG	FGA	PCT	FT	FTA	PCT	OFF	DEF	TOT	A	PF	D	ST	TO	BS	PTS	AVG
1976-77	19	—	513	37	73	.507	18	30	.600	38	112	150	20	81	4	9	—	40	92	4.8
1977-78	10	—	301	28	56	.500	8	10	.800	22	84	106	14	36	2	5	19	30	64	6.4
1978-79	9	—	320	43	89	.483	28	36	.778	37	84	121	21	36	0	4	21	22	114	12.7
1979-80	18	—	639	58	129	.450	42	52	.808	50	135	185	34	75	1	13	36	37	158	8.8
1980-81	16	—	580	54	95	.568	31	42	.738	37	118	155	27	53	0	7	33	31	139	8.7
1981-82	21	—	679	74	160	.463	35	41	.854	52	137	189	19	77	1	11	29	40	183	8.7
TOTALS	**93**	**—**	**3032**	**294**	**602**	**.488**	**162**	**211**	**.768**	**236**	**670**	**906**	**135**	**358**	**8**	**49**	**138**	**200**	**750**	**8.1**

3-PT. FG: 1979-80, 0-3 (.000)

JONES, CHARLES

Albany State — **#23** — **HT: 6-11** — **WT: 215**
Birthdate: Apr. 3, 1957 — **Drafted: 1979, 8th round (165th overall) by Phoenix**

	G	GS	MIN	FG	FGA	PCT	FT	FTA	PCT	OFF	DEF	TOT	A	PF	D	ST	TO	BS	PTS	AVG
1983-84	1	0	3	0	1	.000	1	4	.250	0	0	0	0	1	0	0	0	0	1	1.0

JONES, JAKE

Assumption — **#36** — **HT: 6-3** — **WT: 180**
Birthdate: May 9, 1949 — **Drafted: 1971, 6th round (97th overall) by 76ers**

	G	GS	MIN	FG	FGA	PCT	FT	FTA	PCT	OFF	DEF	TOT	A	PF	D	ST	TO	BS	PTS	AVG
1971-72	6	0	41	6	18	.333	7	10	.700	—	—	6	2	3	0	—	—	—	19	3.2

JONES, JUMAINE

Georgia — **#33** — **HT: 6-8** — **WT: 218**
Birthdate: Feb. 10, 1979 — **Drafted: 1999, 1st round (11th overall) by Atlanta**

	G	GS	MIN	FG	FGA	PCT	FT	FTA	PCT	OFF	DEF	TOT	A	PF	D	ST	TO	BS	PTS	AVG
1999-00	33	0	138	22	58	.379	11	18	.611	16	22	38	5	10	0	6	14	5	57	1.7
2000-01	65	0	866	122	275	.444	40	53	.755	63	126	189	32	68	0	30	39	15	304	4.7
TOTALS	**98**	**0**	**1004**	**144**	**333**	**.432**	**51**	**71**	**.718**	**79**	**148**	**227**	**37**	**78**	**0**	**36**	**53**	**20**	**361**	**6.4**

3-PT. FG: 1999-00, 2-4 (.500) ; 2000-01, 20-60 (.333); TOTALS, 22-64 (.344)

PLAYOFFS

	G	GS	MIN	FG	FGA	PCT	FT	FTA	PCT	OFF	DEF	TOT	A	PF	D	ST	TO	BS	PTS	AVG
1999-00	4	0	8	1	3	.333	0	0	.000	0	0	0	0	0	0	0	0	0	2	0.5
2000-01	23	0	447	52	125	.416	15	21	.714	35	49	84	17	33	0	10	14	11	127	5.5
TOTALS	**27**	**0**	**455**	**53**	**128**	**.414**	**15**	**21**	**.714**	**35**	**49**	**84**	**17**	**33**	**0**	**10**	**14**	**11**	**129**	**4.8**

3-PT. FG: 1999-00, 0-2 (.000); 2000-01, 8-32 (.250): TOTALS, 8-34 (.235)

JONES, LARRY

Toledo — **#22** — **HT: 6-3** — **WT: 180**
Birthdate: Sept. 22, 1942 — **Drafted: 1964, 3rd round (20th overall) by 76ers**

	G	GS	MIN	FG	FGA	PCT	FT	FTA	PCT	OFF	DEF	TOT	A	PF	D	ST	TO	BS	PTS	AVG
1964-65	23	—	359	47	153	.307	37	52	.712	—	—	57	40	46	2	—	—	—	131	5.7
1973-74	72	60	1876	263	622	.423	197	235	.838	71	113	184	230	116	0	85	—	18	723	10.0
TOTALS	**95**	**60**	**2235**	**310**	**775**	**.400**	**234**	**287**	**.815**	**71**	**113**	**241**	**270**	**162**	**2**	**85**	**—**	**18**	**854**	**9.0**

PLAYOFFS

	G	GS	MIN	FG	FGA	PCT	FT	FTA	PCT	OFF	DEF	TOT	A	PF	D	ST	TO	BS	PTS	AVG
1964-65	5		25	5	12	.417	7	11	.636	—	—	4	2	5	0	—	—	—	17	3.4

JONES, SHELTON

St. John's — **#31** — **HT: 6-9** — **WT: 210**
Birthdate: Apr. 6, 1966 — **Drafted: 1988, 2nd round (27th overall) by San Antonio**

	G	GS	MIN	FG	FGA	PCT	FT	FTA	PCT	OFF	DEF	TOT	A	PF	D	ST	TO	BS	PTS	AVG
1988-89	42	34	577	81	179	.453	27	34	.794	12	25	37	73	43	0	9	35	2	137	4.2

JONES, WALI

Villanova — **#24** — **HT: 6-2** — **WT: 180**
Birthdate: Feb. 14, 1942 — **Drafted: 1964, 3rd round (18th overall) by Detroit**

	G	GS	MIN	FG	FGA	PCT	FT	FTA	PCT	OFF	DEF	TOT	A	PF	D	ST	TO	BS	PTS	AVG
1965-66	80	—	2196	296	799	.370	128	172	.744	—	—	169	273	250	6	—	—	—	720	9.0
1966-67	81	—	2249	423	982	.431	223	266	.838	—	—	265	303	246	6	—	—	—	1069	13.2
1967-68	77	—	2058	413	1040	.397	159	202	.787	—	—	219	245	225	5	—	—	—	985	12.8
1968-69	81	—	2340	432	1005	.430	207	256	.809	—	—	251	292	280	5	—	—	—	1071	13.2
1969-70	78	—	1740	366	851	.430	190	226	.841	—	—	173	276	210	2	—	—	—	922	11.8
1970-71	41	13	962	168	418	.402	79	101	.782	—	—	64	128	110	1	—	—	—	415	10.1
1975-76	16	1	157	19	38	.500	9	13	.692	0	9	9	31	25	0	4	—	0	47	2.9
TOTALS	**454**	**14**	**11702**	**2117**	**5113**	**.412**	**995**	**1236**	**.805**	**0**	**9**	**1150**	**1548**	**1346**	**25**	**4**	**—**	**0**	**5229**	**11.5**

PLAYOFFS

	G	GS	MIN	FG	FGA	PCT	FT	FTA	PCT	OFF	DEF	TOT	A	PF	D	ST	TO	BS	PTS	AVG
1965-66	5	—	156	25	77	.325	15	22	.682	—	—	15	18	18	0	—	—	—	65	13.0
1966-67	15	—	476	100	244	.447	45	58	.776	—	—	42	61	58	0	—	—	—	263	17.5
1967-68	13	—	387	69	193	.358	45	57	.789	—	—	31	39	48	2	—	—	—	183	14.1
1968-69	5	—	103	12	45	.267	8	10	.800	—	—	16	9	17	1	—	—	—	32	6.4
1969-70	5	—	160	34	65	.523	11	14	.786	—	—	11	24	16	0	—	—	—	79	15.8
1970-71	7	—	115	19	52	.365	10	13	.769	—	—	12	11	22	0	—	—	—	48	6.9
1975-76	1	—	2	0	0	---	0	0	---	—	—	1	2	0	0	—	—	—	0	0.0
TOTALS	**51**	**—**	**1399**	**259**	**676**	**.383**	**134**	**174**	**.770**	**—**	**—**	**128**	**164**	**179**	**3**	**—**	**—**	**—**	**670**	**13.1**

JORDAN, THOMAS

Oklahoma State — **#55** — **HT: 6-10** — **WT: 220**
Birthdate: May 23, 1968 — **Drafted: Undrafted (1993)**

	G	GS	MIN	FG	FGA	PCT	FT	FTA	PCT	OFF	DEF	TOT	A	PF	D	ST	TO	BS	PTS	AVG
1992-93	4	0	106	18	41	.439	8	17	.471	5	14	19	3	14	0	3	12	5	44	11.0

JORGENSEN, NOBLE

Iowa; Westminster — **HT: 6-9** — **WT: 230**
Birthdate: May 18, 1925 — **Drafted: N/A**

	G	GS	MIN	FG	FGA	PCT	FT	FTA	PCT	OFF	DEF	TOT	A	PF	D	ST	TO	BS	PTS	AVG
1950-51*	63	—	—	223	600	.372	182	265	.687	—	—	338	91	237	7	—	—	—	628	10.0
1951-52	66	—	1318	190	460	.413	149	187	.797	—	—	288	63	190	8	—	—	—	529	8.0
1952-53	70	—	1355	145	436	.333	146	199	.734	—	—	236	76	247	2	—	—	—	436	6.2
TOTALS	**199**	**—**	**2673**	**558**	**1496**	**.373**	**477**	**651**	**.733**	**—**	**—**	**862**	**230**	**674**	**17**	**—**	**—**	**—**	**1593**	**8.0**

NOBLE JORGENSEN PLAYOFFS

	G	GS	MIN	FG	FGA	PCT	FT	FTA	PCT	OFF	DEF	TOT	A	PF	D	ST	TO	BS	PTS	AVG
1950-51	7	—	—	18	43	.419	14	22	.636	—	—	21	7	19	0	—	—	—	50	7.1
1951-52	7	—	150	19	52	.365	23	31	.742	—	—	27	5	30	2	—	—	—	61	8.7
1952-53	2	—	44	5	9	.556	4	6	.667	—	—	10	3	11	1	—	—	—	14	7.0
TOTALS	**16**	**—**	**194**	**42**	**104**	**.404**	**41**	**59**	**.695**	**—**	**—**	**58**	**15**	**60**	**3**	**—**	**—**	**—**	**125**	**7.8**

KAPONO, JASON

UCLA — **#72** — **HT: 6-8** — **WT: 215**
Birthdate: Feb. 4, 1981 — **Drafted: 2003, 2nd round (31st overall) by Charlotte**

	G	GS	MIN	FG	FGA	PCT	FT	FTA	PCT	OFF	DEF	TOT	A	PF	D	ST	TO	BS	PTS	AVG
2009-10	57	12	976	126	301	.419	9	15	.600	14	52	66	39	80	0	21	34	6	324	5.7
2010-11	24	2	112	7	28	.250	1	2	.500	3	8	11	4	4	0	2	2	1	16	0.7
TOTALS	**81**	**14**	**1088**	**133**	**329**	**.404**	**10**	**17**	**.588**	**17**	**60**	**77**	**43**	**84**	**0**	**23**	**36**	**7**	**340**	**4.2**

3-PT FG: 2009-10, 63-171 (.368); 2010-11, 1-8 (.125); TOTALS, 64-179 (.358)

PLAYOFFS

	G	GS	MIN	FG	FGA	PCT	FT	FTA	PCT	OFF	DEF	TOT	A	PF	D	ST	TO	BS	PTS	AVG
2010-11	INACTIVE - COACH'S DECISION																			

KEARNS, TOM

North Carolina — **#3** — **HT: 5-11** — **WT: 180**
Birthdate: Oct. 6, 1936 — **Drafted: 1958, 4th round (29th overall) by Syracuse**

	G	GS	MIN	FG	FGA	PCT	FT	FTA	PCT	OFF	DEF	TOT	A	PF	D	ST	TO	BS	PTS	AVG
1958-59	1	—	7	1	1	1.000	0	0	---	—	—	0	0	1	0	—	—	—	2	2.0

KENVILLE, BILLY

St. Bonaventure — **#15** — **HT: 6-2** — **WT: 190**
Birthdate: Dec. 1, 1930 — **Drafted: 1953, by Syracuse**

	G	GS	MIN	FG	FGA	PCT	FT	FTA	PCT	OFF	DEF	TOT	A	PF	D	ST	TO	BS	PTS	AVG
1953-54	72	—	1405	149	388	.384	136	182	.747	—	—	247	122	138	0	—	—	—	434	6.0
1954-55	70	—	1380	172	482	.357	154	201	.766	—	—	247	150	132	1	—	—	—	498	7.1
1955-56	72	—	1278	170	448	.379	195	257	.759	—	—	215	159	132	0	—	—	—	535	7.4
TOTALS	**214**	**—**	**4063**	**491**	**1318**	**.373**	**485**	**640**	**.758**	**—**	**—**	**709**	**431**	**402**	**1**	**—**	**—**	**—**	**1467**	**6.9**

BILLY KENVILLE PLAYOFFS

	G	GS	MIN	FG	FGA	PCT	FT	FTA	PCT	OFF	DEF	TOT	A	PF	D	ST	TO	BS	PTS	AVG
1953-54	13	—	374	36	74	.486	44	62	.710	—	—	48	25	46	1	—	—	—	116	8.9
1954-55	11	—	130	17	48	.354	36	49	.735	—	—	31	11	23	1	—	—	—	70	6.4
1955-56	8	—	128	16	45	.356	16	23	.696	—	—	17	14	21	0	—	—	—	48	6.0
TOTALS	**32**	**—**	**632**	**69**	**167**	**.413**	**96**	**134**	**.716**	**—**	**—**	**96**	**50**	**90**	**2**	**—**	**—**	**—**	**234**	**7.3**

KERR, JOHN (RED)

Illinois | #10 | HT: 6-9 | WT: 230
Birthdate: July 17, 1932 | Drafted: 1954, by Syracuse

	G	GS	MIN	FG	FGA	PCT	FT	FTA	PCT	OFF	DEF	TOT	A	PF	D	ST	TO	BS	PTS	AVG
1954-55	72	—	1529	301	718	.419	152	223	.682	—	—	474	80	165	2	—	—	—	754	10.5
1955-56	72	—	2114	377	935	.403	207	316	.655	—	—	607	84	168	3	—	—	—	961	13.3
1956-57	72	—	2191	333	827	.403	225	313	.719	—	—	807	90	190	3	—	—	—	891	12.4
1957-58	72	—	2384	407	1020	.399	280	422	.664	—	—	963	88	197	4	—	—	—	1094	15.2
1958-59	72	—	2671	502	1139	.441	281	367	.766	—	—	1008	142	183	1	—	—	—	1285	17.8
1959-60	75	—	2372	436	1111	.392	233	310	.752	—	—	913	167	207	4	—	—	—	1105	14.7
1960-61	79	—	2676	419	1056	.397	218	299	.729	—	—	951	199	230	4	—	—	—	1056	13.4
1961-62	80	—	2768	541	1220	.443	222	302	.735	—	—	1176	243	272	7	—	—	—	1304	16.3
1962-63	80	—	2561	507	1069	.474	241	320	.753	—	—	1039	214	208	3	—	—	—	1255	15.7
1963-64	80	—	2938	536	1250	.429	268	357	.751	—	—	1017	275	187	2	—	—	—	1340	16.8
1964-65	80	—	1810	264	714	.370	126	181	.696	—	—	551	197	132	1	—	—	—	654	8.2
TOTALS	**834**	**—**	**26014**	**4623**	**11059**	**.418**	**2453**	**3410**	**.719**	**—**	**—**	**9506**	**1779**	**2139**	**34**	**—**	**—**	**—**	**11699**	**14.0**

RED KERR PLAYOFFS

	G	GS	MIN	FG	FGA	PCT	FT	FTA	PCT	OFF	DEF	TOT	A	PF	D	ST	TO	BS	PTS	AVG
1954-55	11	—	363	59	151	.391	34	61	.557	—	—	118	13	27	0	—	—	—	152	13.8
1955-56	8	—	213	37	77	.481	15	33	.455	—	—	68	19	23	0	—	—	—	89	11.1
1956-57	5	—	162	28	65	.431	20	29	.690	—	—	69	6	7	0	—	—	—	76	15.2
1957-58	3	—	116	18	55	.327	14	18	.778	—	—	61	3	5	0	—	—	—	50	16.7
1958-59	9	—	312	50	142	.352	30	33	.909	—	—	108	24	20	0	—	—	—	130	14.4
1959-60	3	—	104	15	51	.294	11	12	.917	—	—	25	9	9	0	—	—	—	41	13.7
1960-61	8	—	210	30	88	.341	16	23	.696	—	—	99	20	18	0	—	—	—	76	9.5
1961-62	5	—	193	41	109	.376	6	8	.750	—	—	80	10	15	0	—	—	—	88	17.6
1962-63	5	—	187	26	60	.433	16	21	.762	—	—	75	9	12	0	—	—	—	68	13.6
1963-64	5	—	185	40	83	.482	15	20	.750	—	—	69	16	12	0	—	—	—	95	19.0
1964-65	11	—	181	24	67	.358	15	21	.714	—	—	38	28	20	0	—	—	—	63	5.7
TOTALS	**73**	**—**	**2226**	**368**	**948**	**.388**	**192**	**279**	**.688**	**—**	**—**	**810**	**157**	**168**	**0**	**—**	**—**	**—**	**928**	**12.7**

ALL-STAR GAME

	G	GS	MIN	FG	FGA	PCT	FT	FTA	PCT	OFF	DEF	TOT	A	PF	D	ST	TO	BS	PTS	AVG
1956	1	0	16	2	4	.500	0	1	.000	—	—	8	0	—	—	—	—	—	4	—
1959	1	0	21	3	14	.214	1	2	.500	—	—	9	2	—	—	—	—	—	7	—
1963	1	0	11	0	4	.000	2	2	1.000	—	—	2	1	—	—	—	—	—	2	—
TOTALS	**3**	**0**	**48**	**5**	**22**	**.227**	**3**	**5**	**.600**	**—**	**—**	**19**	**3**	**—**	**—**	**—**	**—**	**—**	**13**	**4.3**

KIDD, WARREN

Middle Tennessee State | #43 | HT: 6-9 | WT: 235
Birthdate: Sept. 9, 1970 | Drafted: Undrafted

	G	GS	MIN	FG	FGA	PCT	FT	FTA	PCT	OFF	DEF	TOT	A	PF	D	ST	TO	BS	PTS	AVG
1993-94	68	14	884	100	169	.592	47	86	.547	76	157	233	19	129	0	19	44	23	247	3.6

KIMBALL, TOBY

Connecticut | #7 | HT: 6-8 | WT: 220
Birthdate: Sept. 23, 1942 | Drafted: 1965, 3rd round (22nd overall) by Boston

	G	GS	MIN	FG	FGA	PCT	FT	FTA	PCT	OFF	DEF	TOT	A	PF	D	ST	TO	BS	PTS	AVG
1973-74	75	1	1592	216	456	.474	127	185	.686	185	367	552	73	199	1	49	—	23	559	7.5

KING, ALBERT

Maryland | #17 | HT: 6-6 | WT: 215
Birthdate: Dec. 17, 1959 | Drafted: 1981, 1st round (10th overall) by Golden St.

	G	GS	MIN	FG	FGA	PCT	FT	FTA	PCT	OFF	DEF	TOT	A	PF	D	ST	TO	BS	PTS	AVG
1987-88	72	44	1593	211	540	.391	78	103	.757	71	145	216	109	219	4	39	93	18	517	7.2

3-PT. FG: 1987-88, 17-49 (.343)

KING, FRANKIE

Western Carolina | #20 | HT: 6-1 | WT: 185
Birthdate: June 6, 1972 | Drafted: 1995, 2nd round (37th overall) by LA Lakers

	G	GS	MIN	FG	FGA	PCT	FT	FTA	PCT	OFF	DEF	TOT	A	PF	D	ST	TO	BS	PTS	AVG
1996-97	7	0	59	7	17	.412	5	5	1.000	4	10	14	5	7	0	4	3	0	20	2.9

3-PT. FG: 1996-97, 1-2 (.500)

KING, GEORGE JR.

Charleston (W.Va.) | #14 | HT: 6-0 | WT: 185
Birthdate: Aug. 16, 1928 | Drafted: 1950, by Chicago

	G	GS	MIN	FG	FGA	PCT	FT	FTA	PCT	OFF	DEF	TOT	A	PF	D	ST	TO	BS	PTS	AVG
1951-52	66	—	1899	235	579	.406	188	264	.712	—	—	274	244	199	6	—	—	—	658	10.0
1952-53	71	—	2519	255	635	.402	284	442	.643	—	—	281	364	244	2	—	—	—	794	11.2
1953-54	72	—	2370	280	744	.376	257	410	.627	—	—	268	272	179	2	—	—	—	817	11.3
1954-55	67	—	2015	228	605	.377	140	229	.611	—	—	227	331	148	0	—	—	—	596	8.9
1955-56	72	—	2343	284	763	.372	176	275	.640	—	—	250	410	150	2	—	—	—	744	10.3
TOTALS	**348**	**—**	**11146**	**1282**	**3326**	**.385**	**1045**	**1620**	**.645**	**—**	**—**	**1300**	**1621**	**920**	**12**	**—**	**—**	**—**	**3609**	**10.4**

KING GEORGE JR. PLAYOFFS

	G	GS	MIN	FG	FGA	PCT	FT	FTA	PCT	OFF	DEF	TOT	A	PF	D	ST	TO	BS	PTS	AVG
1951-52	6	—	207	19	54	.352	19	28	.679	—	—	29	21	17	0	—	—	—	57	9.5
1952-53	2	—	67	6	13	.462	10	12	.833	—	—	5	9	12	2	—	—	—	22	11.0
1953-54	10	—	286	25	62	.403	38	63	.603	—	—	22	21	30	1	—	—	—	88	8.8
1954-55	11	—	371	46	117	.393	35	55	.636	—	—	41	62	33	0	—	—	—	127	11.5
1955-56	8	—	317	39	108	.361	38	48	.792	—	—	47	60	16	0	—	—	—	116	14.5
TOTALS	**37**	**—**	**1248**	**135**	**354**	**.381**	**140**	**206**	**.680**	**—**	**—**	**144**	**173**	**108**	**3**	**—**	**—**	**—**	**410**	**11.1**

KNOSTMAN, DICK

Kansas State | HT: 6-6 | WT: 215
Birthdate: Aug. 9, 1931 | Drafted: N/A

	G	GS	MIN	FG	FGA	PCT	FT	FTA	PCT	OFF	DEF	TOT	A	PF	D	ST	TO	BS	PTS	AVG
1953-54	5	—	47	3	10	.300	7	11	.636	—	—	17	6	9	0	—	—	—	13	2.6

KORVER, KYLE

Creighton | #26 | HT: 6-7 | WT: 210
Birthdate: March 17, 1981 | Drafted: 2003, 2nd round (51st overall) by New Jersey

	G	GS	MIN	FG	FGA	PCT	FT	FTA	PCT	OFF	DEF	TOT	A	PF	D	ST	TO	BS	PTS	AVG
2003-04	74	0	882	115	327	.352	19	24	.792	30	81	111	40	102	2	25	41	8	330	4.5
2004-05	82	57	2667	317	759	.418	82	96	.854	40	339	379	182	265	2	103	106	33	942	11.5
2005-06	82	43	2563	327	761	.430	101	119	.849	27	243	270	163	224	1	65	98	26	939	11.5
2006-07	74	1	2288	372	845	.440	191	209	.914	30	229	259	105	188	1	57	117	20	1067	14.4
2007-08	25	0	657	90	227	.396	31	34	.912	12	61	73	33	67	1	20	28	6	249	10.0
TOTALS	**337**	**101**	**9057**	**1221**	**2919**	**.418**	**424**	**482**	**.880**	**139**	**953**	**1092**	**523**	**846**	**7**	**270**	**390**	**93**	**3527**	**10.5**

3-PT FG: 2003-04, 81-207 (.391); 2004-05, 226-558 (.405); 2005-06, 184-438 (.422); 2006-07, 132-307 (.430) ; 2007-08, 38-108 (.352); TOTALS, 661-1618 (.409)

KYLE KORVER PLAYOFFS

	G	GS	MIN	FG	FGA	PCT	FT	FTA	PCT	OFF	DEF	TOT	A	PF	D	ST	TO	BS	PTS	AVG
2004-05	5	5	147	8	28	.286	2	2	1.000	3	10	13	8	18	0	4	8	1	25	5.0

3-PT FG: 2004-05, 7-24 (.292)

KUCZENSKI, BRUCE

Connecticut | #23 | HT: 6-10 | WT: 230
Birthdate: Feb. 3, 1961 | Drafted: 1983, 3rd round (59th overall) by New Jersey

	G	GS	MIN	FG	FGA	PCT	FT	FTA	PCT	OFF	DEF	TOT	A	PF	D	ST	TO	BS	PTS	AVG
1983-84	3	2	40	1	8	.125	1	2	.500	1	5	6	2	7	0	1	5	1	3	1.0

KUKOC, TONI

Croatia | #7 | HT: 6-11 | WT: 235
Birthdate: Sept. 18, 1968 | Drafted: 1990, 2nd round (29th overall) by Chicago

	G	GS	MIN	FG	FGA	PCT	FT	FTA	PCT	OFF	DEF	TOT	A	PF	D	ST	TO	BS	PTS	AVG
1999-00	32	8	916	149	340	.438	74	110	.673	38	105	143	141	61	0	33	71	9	398	12.4
2000-01	48	5	979	151	330	.458	52	88	.591	47	115	162	93	62	0	35	60	6	386	8.0
TOTALS	**80**	**13**	**1895**	**300**	**670**	**.448**	**126**	**198**	**.636**	**85**	**220**	**305**	**234**	**123**	**0**	**68**	**131**	**15**	**784**	**9.8**

3-PT. FG: 1999-00, 26-90 (.289); 2000-01, 32-78 (.410)

TONI KUKOC PLAYOFFS

	G	GS	MIN	FG	FGA	PCT	FT	FTA	PCT	OFF	DEF	TOT	A	PF	D	ST	TO	BS	PTS	AVG
1999-00	10	0	257	36	93	.387	10	17	.588	7	30	37	17	26	0	10	15	3	93	9.3

3-PT. FG: 1999-00, 11-34 (.324)

LAMPLEY, JIM

Arkansas Little Rock | #11 | HT: 6-11 | WT: 230
Birthdate: July 2, 1960 | Drafted: 1983, 5th round (102nd overall pick) by Dallas

	G	GS	MIN	FG	FGA	PCT	FT	FTA	PCT	OFF	DEF	TOT	A	PF	D	ST	TO	BS	PTS	AVG
1986-87	1	0	16	1	3	.333	1	2	.500	1	4	5	0	0	0	1	1	0	3	3.0

LANDRY, CARL

Purdue | #7 | HT: 6-9 | WT: 248
Birthdate: September 19, 1983 | Drafted: 2007, 2nd round (31st overall) by Seattle

	G	GS	MIN	FG	FGA	PCT	FT	FTA	PCT	OFF	DEF	TOT	A	PF	D	ST	TO	BS	PTS	AVG
2015-16	36	12	569	139	250	.556	67	91	.736	49	97	146	32	69	0	12	22	9	351	9.8

3-PT. FG: 2015-16, 6-13 (.462)

LANG, ANDREW

Arkansas | #28 | HT: 6-11 | WT: 250
Birthdate: June 28, 1966 | Drafted: 1988, 2nd round (28th overall) by Phoenix

	G	GS	MIN	FG	FGA	PCT	FT	FTA	PCT	OFF	DEF	TOT	A	PF	D	ST	TO	BS	PTS	AVG
1992-93	73	59	1861	149	351	.425	87	114	.763	136	300	436	79	261	4	46	89	141	386	5.3

3-PT. FG: 1992-93, 1-5 (.200)

LANG, ANTONIO

Duke | #41 | HT: 6-8 | WT: 230
Birthdate: May 15, 1972 | Drafted: 1994, 2nd round (29th overall) by Phoenix

	G	GS	MIN	FG	FGA	PCT	FT	FTA	PCT	OFF	DEF	TOT	A	PF	D	ST	TO	BS	PTS	AVG
1999-00	3	0	6	1	1	1.000	1	1	1.000	0	0	0	1	1	0	0	0	0	3	1.0

LAVOY, BOB

Western Kentucky | HT: 6-7 | HT: 185
Birthdate: June 29, 1926 | Drafted: N/A

	G	GS	MIN	FG	FGA	PCT	FT	FTA	PCT	OFF	DEF	TOT	A	PF	D	ST	TO	BS	PTS	AVG
1953-54*	68	—	1277	135	356	.379	94	129	.729	—	—	317	78	215	2	—	—	—	364	5.4

PLAYOFFS

	G	GS	MIN	FG	FGA	PCT	FT	FTA	PCT	OFF	DEF	TOT	A	PF	D	ST	TO	BS	PTS	AVG
1953-54	13	—	358	37	95	.389	44	55	.800	—	—	85	20	50	0	—	—	—	118	9.1

LEAKS, MANNY

Niagara | #26 | HT: 6-8 | WT: 230
Birthdate: Nov. 27, 1945 | Drafted: 1968, 2nd round (20th overall) by Detroit

	G	GS	MIN	FG	FGA	PCT	FT	FTA	PCT	OFF	DEF	TOT	A	PF	D	ST	TO	BS	PTS	AVG
1972-73	82	63	2530	377	933	.404	144	200	.720	—	—	677	95	191	5	—	—	—	898	11.0

LECKNER, ERIC

Wyoming — #45 — HT: 6-11 — WT: 265
Birthdate: May 27, 1966 — Drafted: 1988, 1st round (17th overall) by Utah

	G	GS	MIN	FG	FGA	PCT	FT	FTA	PCT	OFF	DEF	TOT	A	PF	D	ST	TO	BS	PTS	AVG
1993-94	71	36	1163	139	286	.486	84	130	.646	75	207	282	86	190	2	18	86	34	362	5.1

3-PT. FG: 1993-94, 0-2 (.000)

LEE, CLYDE

Vanderbilt — #34 — HT: 6-10 — WT: 215
Birthdate: Mar. 14, 1944 — Drafted: 1966, 1st round (3rd overall) by San Francisco

	G	GS	MIN	FG	FGA	PCT	FT	FTA	PCT	OFF	DEF	TOT	A	PF	D	ST	TO	BS	PTS	AVG
1974-75	71	35	2279	164	391	.419	87	138	.630	264	423	687	97	260	9	29	—	16	415	5.8
1975-76	79	0	1421	123	282	.436	63	95	.663	164	289	453	59	188	0	23	—	27	309	3.9
TOTALS	**150**	**35**	**3700**	**287**	**673**	**.426**	**150**	**233**	**.644**	**428**	**712**	**1140**	**156**	**448**	**9**	**52**	**—**	**43**	**724**	**4.8**

PLAYOFFS

	G	GS	MIN	FG	FGA	PCT	FT	FTA	PCT	OFF	DEF	TOT	A	PF	D	ST	TO	BS	PTS	AVG
1975-76	3	—	53	4	6	.667	6	7	.857	4	12	16	6	11	0	6	—	9	17	5.7

LEE, MALCOLM

UCLA — #11 — HT: 6-3 — WT: 200
Birthdate: May 22, 1990 — Drafted: 2011, 2nd round (43rd overall) by Chicago

	G	GS	MIN	FG	FGA	PCT	FT	FTA	PCT	OFF	DEF	TOT	A	PF	D	ST	TO	BS	PTS	AVG
2014-15	1	0	2	0	1	.000	0	0	---	0	0	0	0	0	0	0	0	0	0	0.0

LEVANE, FUZZY

St. John's (N.Y.) — HT: 6-2 — WT: 190
Birthdate: April 11, 1920 — Drafted: N/A

	G	GS	MIN	FG	FGA	PCT	FT	FTA	PCT	OFF	DEF	TOT	A	PF	D	ST	TO	BS	PTS	AVG
1949-50	60	—	—	139	418	.333	54	85	.635	—	—	—	156	106	—	—	—	—	332	5.5

PLAYOFFS

	G	GS	MIN	FG	FGA	PCT	FT	FTA	PCT	OFF	DEF	TOT	A	PF	D	ST	TO	BS	PTS	AVG
1949-50	9	—	—	13	37	.351	5	5	1.000	—	—	—	13	11	—	—	—	—	31	3.4

LLOYD, EARL

West Virginia State — #11 — HT: 6-6 — WT: 220
Birthdate: April 3, 1928 — Drafted: N/A

	G	GS	MIN	FG	FGA	PCT	FT	FTA	PCT	OFF	DEF	TOT	A	PF	D	ST	TO	BS	PTS	AVG
1952-53	64	—	1806	156	453	.344	160	231	.693	—	—	444	64	241	6	—	—	—	472	7.4
1953-54	72	—	2206	249	666	.374	156	209	.746	—	—	529	115	303	12	—	—	—	654	9.1
1954-55	72	—	2212	286	784	.365	159	212	.750	—	—	553	151	283	4	—	—	—	731	10.2
1955-56	72	—	1837	213	636	.335	186	241	.772	—	—	492	116	267	6	—	—	—	612	8.5
1956-57	72	—	1965	256	687	.373	134	179	.749	—	—	435	114	282	10	—	—	—	646	9.0
1957-58	61	—	1045	119	359	.331	79	106	.745	—	—	287	60	179	3	—	—	—	317	5.2
TOTALS	**413**	**—**	**11071**	**1279**	**3585**	**.357**	**874**	**1178**	**.742**	**—**	**—**	**2740**	**620**	**1555**	**41**	**—**	**—**	**—**	**3432**	**8.3**

EARL LLOYD PLAYOFFS

	G	GS	MIN	FG	FGA	PCT	FT	FTA	PCT	OFF	DEF	TOT	A	PF	D	ST	TO	BS	PTS	AVG
1952-53	2	—	73	4	17	.235	7	10	.700	—	—	9	5	10	0	—	—	—	15	7.5
1953-54	10	—	260	25	73	.342	17	26	.654	—	—	57	20	34	0	—	—	—	67	6.7
1954-55	11	—	355	44	122	.361	39	52	.750	—	—	89	35	41	0	—	—	—	127	11.5
1955-56	8	—	172	26	81	.321	13	14	.929	—	—	43	7	37	1	—	—	—	65	8.1
1956-57	5	—	83	12	30	.400	7	11	.636	—	—	21	5	18	0	—	—	—	31	6.2
1957-58	3	—	32	5	14	.357	0	0	---	—	—	8	0	8	0	—	—	—	10	3.3
TOTALS	**39**	**—**	**975**	**116**	**337**	**.344**	**83**	**113**	**.735**	**—**	**—**	**227**	**72**	**148**	**1**	**—**	**—**	**—**	**315**	**8.1**

LLOYD, LEWIS

Drake — #30 — HT: 6-6 — WT: 205
Birthdate: Feb. 22, 1959 — Drafted: 1981, 4th round (76th overall) by Golden State

	G	GS	MIN	FG	FGA	PCT	FT	FTA	PCT	OFF	DEF	TOT	A	PF	D	ST	TO	BS	PTS	AVG
1989-90	2	0	10	1	2	.500	0	0	---	0	0	0	0	3	0	0	4	0	2	1.0

LOCHMUELLER, BOB

Louisville — HT: 6-6 — WT: 185
Birthdate: June 5, 1927 — Drafted: N/A

	G	GS	MIN	FG	FGA	PCT	FT	FTA	PCT	OFF	DEF	TOT	A	PF	D	ST	TO	BS	PTS	AVG
1952-53	62	—	802	79	245	.322	74	122	.607	—	—	162	47	143	1	—	—	—	232	3.7

PLAYOFFS

	G	GS	MIN	FG	FGA	PCT	FT	FTA	PCT	OFF	DEF	TOT	A	PF	D	ST	TO	BS	PTS	AVG
1952-53	2	—	21	2	10	.200	1	4	.250	—	—	5	2	12	2	—	—	—	5	2.5

LOFGRAN, ED

Grant Tech; San Francisco — HT: 6-5 — WT: 200
Birthdate: Nov. 18, 1928 — Drafted: N/A

	G	GS	MIN	FG	FGA	PCT	FT	FTA	PCT	OFF	DEF	TOT	A	PF	D	ST	TO	BS	PTS	AVG
1950-51*	61	—	—	79	270	.293	79	127	.622	—	—	157	36	132	4	—	—	—	237	3.9

LONG, ART

Cincinnati — #35 — HT: 6-9 — WT: 250
Birthdate: Oct. 1, 1972 — Drafted: Undrafted

	G	GS	MIN	FG	FGA	PCT	FT	FTA	PCT	OFF	DEF	TOT	A	PF	D	ST	TO	BS	PTS	AVG
2002-03	19	0	131	19	50	.380	1	5	.200	13	27	40	2	22	0	2	9	8	40	2.1

3 PT. FG: 2002-03, 1-1 (1.000)

ALL-TIME ROSTER

LOUGHERY, KEVIN

St. John's '62 — #22 — HT: 6-3 — WT: 190
Birthdate: Mar. 28, 1940 — Drafted: 1962, 2nd round (11th overall) by Detroit

	G	GS	MIN	FG	FGA	PCT	FT	FTA	PCT	OFF	DEF	TOT	A	PF	D	ST	TO	BS	PTS	AVG
1971-72	74	29	1829	337	792	.426	258	312	.827	—	—	178	188	208	3	—	—	—	932	12.6
1972-73	32	21	955	169	427	.396	107	130	.823	—	—	113	148	104	0	—	—	—	445	13.9
TOTALS	**106**	**50**	**2784**	**506**	**1219**	**.415**	**365**	**442**	**.826**	**—**	**—**	**291**	**336**	**312**	**3**	**—**	**—**	**—**	**1377**	**13.0**

LYNCH, GEORGE

North Carolina — #9 — HT: 6-8 — WT: 230
Birthdate: Sept. 3, 1970 — Drafted: 1993, 1st round (12th overall) by LA Lakers

	G	GS	MIN	FG	FGA	PCT	FT	FTA	PCT	OFF	DEF	TOT	A	PF	D	ST	TO	BS	PTS	AVG
1998-99	43	43	1315	147	349	.421	53	84	.631	110	169	279	76	142	2	85	79	22	356	8.3
1999-00	75	75	2416	297	644	.461	113	183	.617	216	366	582	136	231	2	119	120	38	722	9.6
2000-01	82	80	2649	274	616	.445	123	171	.719	200	390	590	139	222	2	99	109	30	686	8.4
TOTALS	**200**	**198**	**6380**	**718**	**1609**	**.446**	**289**	**438**	**.660**	**526**	**925**	**1451**	**351**	**595**	**6**	**303**	**308**	**90**	**1764**	**8.8**

3-PT. FG: 1998-99, 9-23 (.391); 1999-00, 15-36 (.417); 2000-01, 15-57 (.263); TOTALS, 39-116 (.336)

PLAYOFFS

	G	GS	MIN	FG	FGA	PCT	FT	FTA	PCT	OFF	DEF	TOT	A	PF	D	ST	TO	BS	PTS	AVG
1998-99	8	6	249	29	65	.446	12	17	.706	28	25	53	16	30	1	18	13	2	72	9.0
1999-00	10	10	293	22	65	.338	14	18	.778	26	45	71	14	33	1	9	8	5	59	5.9
2000-01	10	8	222	24	0	.480	9	14	.643	20	31	51	12	30	0	13	13	2	57	5.7
TOTALS	**40**	**24**	**915**	**92**	**216**	**.426**	**48**	**59**	**.814**	**87**	**121**	**208**	**50**	**119**	**2**	**48**	**45**	**9**	**236**	**5.9**

3-PT. FG: 1998-99, 2-6 (.333); 1999-00, 1-7 (.143); 2000-01, 0-1 (.000); TOTALS, 3-14 (.214)

MacCULLOCH, TODD

Washington — #50 — HT: 7-0 — WT: 280
Birthdate: Jan. 27, 1976 — Drafted:1999, 2nd round (47th overall) by 76ers

	G	GS	MIN	FG	FGA	PCT	FT	FTA	PCT	OFF	DEF	TOT	A	PF	D	ST	TO	BS	PTS	AVG
1999-00	56	6	528	89	161	.553	28	54	.519	48	98	146	13	94	0	11	26	37	206	3.7
2000-01	63	3	597	109	185	.589	42	66	.636	69	99	168	10	96	0	7	27	19	260	4.1
2002-03	42	35	812	123	238	.517	53	79	.671	66	130	196	20	107	0	19	32	35	299	7.1
2003-04	INJURED LIST - FOOT NEUROPATHY																			
TOTALS	**161**	**44**	**1937**	**321**	**584**	**.550**	**123**	**199**	**.618**	**183**	**327**	**510**	**43**	**297**	**0**	**37**	**85**	**91**	**765**	**4.8**

3-PT. FG: 1999-00, 2-4 (.500); 2000-01, 0-0 (.---); 2002-03, 0-0 (.---); TOTALS, 2-4 (.500)

PLAYOFFS

	G	GS	MIN	FG	FGA	PCT	FT	FTA	PCT	OFF	DEF	TOT	A	PF	D	ST	TO	BS	PTS	AVG
1999-00	5	0	24	2	3	.667	4	6	.667	3	6	9	0	2	0	0	0	0	8	1.6
2000-01	18	0	109	24	38	.632	8	10	.800	17	12	29	4	14	0	0	4	3	56	3.1
TOTALS	**23**	**0**	**133**	**26**	**41**	**.634**	**12**	**16**	**.750**	**20**	**18**	**38**	**4**	**16**	**0**	**0**	**4**	**3**	**64**	**2.8**

3-PT. FG: 1999-00, 0-2 (.000); 2000-01, 0-0 (.---); TOTALS, 0-2 (.000)

MACK, SHELVIN

Butler — #14 — HT: 6-3 — WT: 215
Birthdate: Apr. 22 1989 — Drafted: 2011, 2nd round (34th overall) by Washington

	G	GS	MIN	FG	FGA	PCT	FT	FTA	PCT	OFF	DEF	TOT	A	PF	D	ST	TO	BS	PTS	AVG
2012-13	4	0	7	1	2	.500	0	0	---	0	0	0	1	1	0	0	2	0	2	0.5

3-PT. FG: 2012-13, 0-1, (.000)

MACKNOWSKI, JOHNNY

Seton Hall — HT: 6-1 — WT: 185
Birthdate: Jan. 7, 1923 — Drafted: N/A

	G	GS	MIN	FG	FGA	PCT	FT	FTA	PCT	OFF	DEF	TOT	A	PF	D	ST	TO	BS	PTS	AVG
1949-50	59	—	—	154	463	.333	131	178	.736	—	—	—	65	128	—	—	—	—	439	7.4
1950-51	58	—	—	131	435	.301	122	170	.718	—	—	110	69	134	3	—	—	—	384	6.6
TOTALS	**117**	**—**	**—**	**285**	**898**	**.317**	**253**	**348**	**.727**	**—**	**—**	**110**	**134**	**262**	**3**	**—**	**—**	**—**	**823**	**7.0**

PLAYOFFS

	G	GS	MIN	FG	FGA	PCT	FT	FTA	PCT	OFF	DEF	TOT	A	PF	D	ST	TO	BS	PTS	AVG
1949-50	11	—	—	39	100	.390	39	51	.765	—	—	—	21	18	—	—	—	—	117	10.6
1950-51	2	—	—	6	13	.462	1	3	.333	—	—	7	4	5	0	—	—	—	13	6.5
TOTALS	**13**	**—**	**—**	**45**	**113**	**.398**	**40**	**54**	**.741**	**—**	**—**	**7**	**25**	**23**	**0**	**—**	**—**	**—**	**130**	**10.0**

MacLEAN, DON

UCLA — #25 — HT: 6-10 — WT: 235
Birthdate: Jan. 16, 1970 — Drafted: 1992, 1st round (19th overall) by Detroit

	G	GS	MIN	FG	FGA	PCT	FT	FTA	PCT	OFF	DEF	TOT	A	PF	D	ST	TO	BS	PTS	AVG
1996-97	37	2	733	163	365	.447	64	97	.660	41	99	140	37	71	0	12	47	10	402	10.9

3-PT. FG: 1996-97, 12-38 (.316)

MAHORN, RICK

Hampton — #44 & #4 — HT: 6-10 — WT: 260
Birthdate: Sept. 21, 1958 — Drafted: 1980, 2nd round (35th overall) by Washington

	G	GS	MIN	FG	FGA	PCT	FT	FTA	PCT	OFF	DEF	TOT	A	PF	D	ST	TO	BS	PTS	AVG
1989-90	75	66	2271	313	630	.497	183	256	.715	167	401	568	98	251	2	44	104	103	811	10.8
1990-91	80	74	2439	261	559	.467	189	240	.788	151	470	621	118	276	6	79	127	56	711	8.9
1998-99	16	0	127	5	18	.278	3	8	.375	7	16	23	2	22	0	5	6	1	13	0.8
TOTALS	**171**	**140**	**4837**	**579**	**1207**	**.479**	**375**	**504**	**.744**	**325**	**887**	**1212**	**218**	**549**	**8**	**128**	**237**	**160**	**1535**	**8.9**

3-PT. FG: 1989-90, 2-9 (.222); 1990-91, 0-9 (.000); 1998-99, 0-0 (---); TOTALS, 2-18 (.111)

PLAYOFFS

	G	GS	MIN	FG	FGA	PCT	FT	FTA	PCT	OFF	DEF	TOT	A	PF	D	ST	TO	BS	PTS	AVG
1989-90	10	10	342	37	86	.430	20	26	.769	18	52	70	10	41	1	7	13	8	94	9.4
1990-91	8	8	208	20	36	.556	11	14	.786	7	35	42	14	25	0	2	8	4	51	6.4
1998-99	5	0	29	2	6	.333	1	2	.500	2	6	8	1	6	0	1	1	0	5	1.0
TOTALS	**23**	**18**	**579**	**59**	**128**	**.461**	**32**	**42**	**.762**	**27**	**93**	**120**	**25**	**72**	**1**	**10**	**22**	**12**	**150**	**6.5**

3-PT. FG: 1989-90, 0-1 (.000)

MALONE, JEFF

Mississippi State — #25 — HT: 6-4 — WT: 205
Birthdate: June 28, 1961 — Drafted: 1983, 1st round (10th overall) by Washington

	G	GS	MIN	FG	FGA	PCT	FT	FTA	PCT	OFF	DEF	TOT	A	PF	D	ST	TO	BS	PTS	AVG
1993-94	27	23	903	187	389	.481	76	94	.809	23	61	84	59	46	0	14	28	0	454	16.8
1994-95	19	19	660	144	284	.507	51	59	.864	11	44	55	29	35	0	15	29	0	350	18.4
1995-96	25	3	407	63	160	.394	24	26	.923	8	24	32	19	19	0	13	19	0	155	6.2
TOTALS	**61**	**45**	**1970**	**394**	**833**	**.473**	**151**	**179**	**.844**	**42**	**129**	**171**	**107**	**100**	**0**	**42**	**76**	**0**	**959**	**15.7**

3-PT. FG: 1993-94, 4-6 (.667); 1994-95, 11-28 (.393); 1995-96, 5-16 (.313); TOTALS, 20-50 (.400)

MALONE, MOSES

Petersburg H.S. (VA) — #2 — HT: 6-10 — WT: 255
Birthdate: Mar 23, 1955 — Drafted: 1976, by Portland in ABA Dispersal (5th pick)

	G	GS	MIN	FG	FGA	PCT	FT	FTA	PCT	OFF	DEF	TOT	A	PF	D	ST	TO	BS	PTS	AVG
1982-83	78	78	2922	654	1305	.501	600	788	.761	445	749	1194	101	206	0	89	264	157	1908	24.5
1983-84	71	71	2613	532	1101	.483	545	727	.750	352	598	950	96	188	0	71	250	110	1609	22.7
1984-85	79	79	2957	602	1284	.469	737	904	.815	385	646	1031	130	216	0	67	286	123	1941	24.6
1985-86	74	74	2706	571	1246	.458	617	784	.787	339	533	872	90	194	0	67	261	71	1759	23.8
1993-94	55	0	618	102	232	.440	90	117	.769	106	120	226	34	52	0	11	59	17	294	5.3
TOTALS	**357**	**302**	**11816**	**2461**	**5168**	**.476**	**2589**	**3320**	**.780**	**1627**	**2646**	**4273**	**451**	**856**	**0**	**305**	**1120**	**478**	**7511**	**21.0**

3-PT. FG: 1982-83, 0-1 (.000); 1983-84, 0-4 (.000); 1984-85, 0-2 (.000); 1985-86, 0-1 (.000); 1993-94, 0-1 (.000); TOTALS, 0-9 (.000

PLAYOFFS

	G	GS	MIN	FG	FGA	PCT	FT	FTA	PCT	OFF	DEF	TOT	A	PF	D	ST	TO	BS	PTS	AVG
1982-83	13	13	524	126	235	.536	86	120	.717	70	136	206	20	40	0	1	40	25	338	26.0
1983-84	5	5	212	38	83	.458	31	32	.969	20	49	69	7	15	0	3	21	11	107	21.4
1984-85	13	13	505	90	212	.425	82	103	.796	36	102	138	24	39	0	17	23	22	262	20.2
TOTALS	**31**	**31**	**1241**	**254**	**530**	**.479**	**199**	**255**	**.780**	**126**	**287**	**413**	**51**	**94**	**0**	**21**	**84**	**58**	**707**	**22.8**

MOSES MALONE ALL-STAR GAME

	G	GS	MIN	FG	FGA	PCT	FT	FTA	PCT	OFF	DEF	TOT	A	PF	D	ST	TO	BS	PTS	AVG
1983	1	1	24	3	8	.375	4	6	.667	2	6	8	3	1	0	0	1	1	10	—
1984	SELECTED BUT DNP DUE TO INJURY																			
1985	1	1	33	2	10	.200	3	6	.500	5	7	12	1	4	0	0	3	0	7	—
1986	1	1	34	5	12	.417	6	9	.667	5	8	13	0	4	0	1	1	0	16	—
TOTALS	**3**	**3**	**91**	**10**	**30**	**.333**	**13**	**21**	**.619**	**12**	**21**	**33**	**4**	**9**	**0**	**1**	**5**	**1**	**33**	**11.0**

MARSHALL, DONYELL

Connecticut — #8 — HT: 6-9 — WT: 230
Birthdate: May 18, 1973 — Drafted:1994, 1st round (4th overall) by Minnesota

	G	GS	MIN	FG	FGA	PCT	FT	FTA	PCT	OFF	DEF	TOT	A	PF	D	ST	TO	BS	PTS	AVG
2008-09	25	0	189	33	73	.452	3	6	.500	6	34	40	15	24	0	4	6	5	94	3.8

3-PT. FG: 2008-09, 25-55 (.455)

PLAYOFFS

	G	GS	MIN	FG	FGA	PCT	FT	FTA	PCT	OFF	DEF	TOT	A	PF	D	ST	TO	BS	PTS	AVG
2008-09	6	0	50	6	16	.375	0	0	--	0	7	7	0	9	0	1	2	1	16	2.7

3-PT. FG: 2008-09, 4-11 (.364)

MARSHALL, KENDALL

North Carolina — #5 — HT: 6-4 — WT: 200
Birthdate: Aug. 19, 1991 — Drafted:2012, 1st round (13th overall) by Phoenix

	G	GS	MIN	FG	FGA	PCT	FT	FTA	PCT	OFF	DEF	TOT	A	PF	D	ST	TO	BS	PTS	AVG
2015-16	30	6	400	43	118	.364	9	13	692	2	26	28	73	30	0	16	43	2	111	3.7

3-PT. FG: 2015-16, 16-49 (.327)

MASINO, AL

Canisius — HT: 5-11 — WT: 175 — Birthdate: Feb. 5, 1928 — Drafted: N/A

	G	GS	MIN	FG	FGA	PCT	FT	FTA	PCT	OFF	DEF	TOT	A	PF	D	ST	TO	BS	PTS	AVG
1953-54*	27	—	181	26	62	.419	30	49	.612	—	—	28	22	44	0	—	—	—	82	3.0

PLAYOFFS

	G	GS	MIN	FG	FGA	PCT	FT	FTA	PCT	OFF	DEF	TOT	A	PF	D	ST	TO	BS	PTS	AVG
1953-54	13	—	96	7	20	.350	7	15	.467	—	—	6	7	23	0	—	—	—	21	1.6

MASSENBURG, TONY

Maryland — #30 — HT: 6-9 — WT: 245
Birthdate: July 31, 1967 — Drafted: 1990, 2nd round (43rd overall) by San Antonio

	G	GS	MIN	FG	FGA	PCT	FT	FTA	PCT	OFF	DEF	TOT	A	PF	D	ST	TO	BS	PTS	AVG
1995-96	30	8	804	114	236	.483	68	92	.739	75	111	186	12	73	0	15	38	11	296	9.9

3-PT. FG: 1995-96, 0-3 (.000)

MATTHEWS, WES

Wisconsin — #1 — HT: 6-1 — WT: 170
Birthdate: Aug. 24, 1959 — Drafted: 1980, 1st round (14th overall) by Washington

	G	GS	MIN	FG	FGA	PCT	FT	FTA	PCT	OFF	DEF	TOT	A	PF	D	ST	TO	BS	PTS	AVG
1983-84	14	5	292	45	101	.446	9	14	.643	6	17	23	62	32	0	11	30	2	100	7.1

3-PT. FG: 1983-84, 1-7 (.143)

PLAYOFFS

	G	GS	MIN	FG	FGA	PCT	FT	FTA	PCT	OFF	DEF	TOT	A	PF	D	ST	TO	BS	PTS	AVG
1983-84	4	—	23	4	8	.500	1	2	.500	0	0	0	4	4	0	1	4	0	10	2.5

MAXWELL, VERNON

Florida — #11 — HT: 6-4 — WT: 190
Birthdate: Sept. 12, 1965 — Drafted: 1988, 2nd round (47th overall) by Denver

	G	GS	MIN	FG	FGA	PCT	FT	FTA	PCT	OFF	DEF	TOT	A	PF	D	ST	TO	BS	PTS	AVG
1995-96	75	57	2467	410	1052	.390	251	332	.756	39	190	229	330	182	1	96	215	12	1217	16.2
2000-01	24	6	375	42	125	.336	15	22	.682	3	34	37	29	33	0	12	18	0	120	5.0
TOTALS	**99**	**63**	**2842**	**452**	**1177**	**.384**	**266**	**354**	**.751**	**42**	**224**	**266**	**359**	**215**	**1**	**108**	**233**	**12**	**1337**	**13.5**

3-PT. FG: 1995-96, 146-460 (.317); 2000-01, 21-64 (.328); TOTALS, 167-524 (.319)

MAY, DON

Dayton — #34 — HT: 6-4 — WT: 220
Birthdate: Jan. 3, 1946 — Drafted: 1968, 3rd round (30th overall) by New York

	G	GS	MIN	FG	FGA	PCT	FT	FTA	PCT	OFF	DEF	TOT	A	PF	D	ST	TO	BS	PTS	AVG
1972-73	26	0	602	128	290	.441	53	62	.855	—	—	143	43	80	1	—	—	—	309	11.9
1973-74	56	5	812	152	367	.414	89	102	.873	25	111	136	63	137	0	25	—	8	393	7.0
TOTALS	**82**	**5**	**1414**	**280**	**657**	**.426**	**142**	**164**	**.866**	**25**	**111**	**279**	**106**	**217**	**1**	**25**	**—**	**8**	**702**	**8.6**

MAYES, THARON

Florida State — #25 — HT: 6-3 — WT: 175
Birthdate: Sept. 9, 1968 — Drafted: Undrafted

	G	GS	MIN	FG	FGA	PCT	FT	FTA	PCT	OFF	DEF	TOT	A	PF	D	ST	TO	BS	PTS	AVG
1991-92	21	0	215	28	94	.298	20	30	.667	3	12	15	32	32	0	14	28	1	90	4.3

3-PT. FG: 1991-92, 14-39 (.359)

MAYNOR, ERIC

Virginia Commonwealth — #11 — HT: 6-3 — WT: 175
Birthdate: June 11, 1987 — Drafted: 2009, 1st round (20th overall) by Utah

	G	GS	MIN	FG	FGA	PCT	FT	FTA	PCT	OFF	DEF	TOT	A	PF	D	ST	TO	BS	PTS	AVG
2013-14	8	0	112	11	29	.379	4	8	.500	2	13	15	12	4	0	4	12	2	30	3.8

3-PT. FG: 2013-14, 4-12 (.333)

MBAH A MOUTE, LUC

UCLA — #12 — HT: 6-8 — WT: 230
Birthdate: Sep. 9, 1986 — Drafted: 2008, 2nd round (37th overall) by Milwaukee

	G	GS	MIN	FG	FGA	PCT	FT	FTA	PCT	OFF	DEF	TOT	A	PF	D	ST	TO	BS	PTS	AVG
2014-15	67	61	1916	251	636	.395	96	163	.589	82	246	328	106	104	0	81	99	21	660	9.9

3-PT. FG: 2014-15, 62-202 (.307)

McADOO, BOB

North Carolina — #11 — HT: 6-9 — WT: 210
Birthdate: Sept. 25, 1951 — Drafted: 1972, 1st round (2nd overall) by Buffalo

	G	GS	MIN	FG	FGA	PCT	FT	FTA	PCT	OFF	DEF	TOT	A	PF	D	ST	TO	BS	PTS	AVG
1985-86	29	0	609	116	251	.462	62	81	.765	25	78	103	35	64	0	10	49	18	294	10.1

BOB MCADOO PLAYOFFS

	G	GS	MIN	FG	FGA	PCT	FT	FTA	PCT	OFF	DEF	TOT	A	PF	D	ST	TO	BS	PTS	AVG
1985-86	5	—	73	20	36	.556	14	16	.875	8	6	14	2	13	0	4	2	5	54	10.8

McCASKILL, AMAL

Marquette — #00 — HT: 6-11 — WT: 235
Birthdate: Oct. 28, 1973 — Drafted: 1996, 2nd round (49th overall) by Orlando

	G	GS	MIN	FG	FGA	PCT	FT	FTA	PCT	OFF	DEF	TOT	A	PF	D	ST	TO	BS	PTS	AVG
2003-04	59	3	636	47	117	.402	19	27	.704	48	85	113	20	89	0	12	25	20	113	1.9

3-PT FG: 2003-04, 0-1 (.000)

McCLAIN, TED

Tennessee State — #12 — HT: 6-2 — WT: 190
Birthdate: Aug. 30, 1947 — Entered NBA with N.J. Nets From ABA 1976

	G	GS	MIN	FG	FGA	PCT	FT	FTA	PCT	OFF	DEF	TOT	A	PF	D	ST	TO	BS	PTS	AVG
1977-78	29	0	293	42	96	.438	7	10	.700	9	28	37	34	36	0	16	22	4	91	3.1

PLAYOFFS

	G	GS	MIN	FG	FGA	PCT	FT	FTA	PCT	OFF	DEF	TOT	A	PF	D	ST	TO	BS	PTS	AVG
1977-78	5	0	31	3	10	.300	0	0	---	2	4	6	10	4	0	5	5	0	6	1.2

McCONNELL, T.J.

Arizona | Birthdate: Mar. 25, 1992 | #12 | Drafted: Undrafted | HT: 6-2 | WT: 200

	G	GS	MIN	FG	FGA	PCT	FT	FTA	PCT	OFF	DEF	TOT	A	PF	D	ST	TO	BS	PTS	AVG
2015-16	81	17	1606	218	464	.470	26	41	.634	43	207	250	367	114	0	95	140	10	493	6.1

3-PT. FG: 2015-16, 31-89 (.348)

McCORMICK, TIM

Michigan | Birthdate: Mar. 10, 1962 | #40 | Drafted: 1984, 1st round (12th overall) by Cleveland | HT: 6-11 | WT: 240

	G	GS	MIN	FG	FGA	PCT	FT	FTA	PCT	OFF	DEF	TOT	A	PF	D	ST	TO	BS	PTS	AVG
1986-87	81	79	2817	391	718	.545	251	349	.719	180	431	611	114	270	4	36	153	64	1033	12.8
1987-88	23	17	601	71	138	.514	37	53	.698	49	95	144	26	75	1	14	35	8	179	7.8
TOTALS	**104**	**96**	**3418**	**462**	**856**	**.540**	**288**	**402**	**.716**	**229**	**526**	**755**	**140**	**345**	**5**	**50**	**188**	**72**	**1212**	**11.7**

PLAYOFFS

	G	GS	MIN	FG	FGA	PCT	FT	FTA	PCT	OFF	DEF	TOT	A	PF	D	ST	TO	BS	PTS	AVG
1986-87	5	—	121	12	24	.500	4	4	1.000	7	24	31	6	19	0	1	7	2	28	5.6

McDANIELS, K.J.

Clemson | Birthdate: Feb. 9, 1993 | #14 | Drafted: 2014, 2nd round (32nd overall) by Philadelphia | HT: 6-6 | WT: 200

	G	GS	MIN	FG	FGA	PCT	FT	FTA	PCT	OFF	DEF	TOT	A	PF	D	ST	TO	BS	PTS	AVG
2014-15	52	15	1319	167	419	.399	99	131	.756	64	131	195	70	121	0	44	104	68	476	9.2

3-PT. FG: 2014-15, 43-147 (.293)

McGEE, JaVALE

Nevada | Birthdate: Jan. 19, 1988 | #1 | Drafted: 2008, 1st round (18th overall) by Washington | HT: 7-0 | WT: 237

	G	GS	MIN	FG	FGA	PCT	FT	FTA	PCT	OFF	DEF	TOT	A	PF	D	ST	TO	BS	PTS	AVG
2014-15	6	0	61	8	18	.444	2	4	.500	4	9	13	2	2	0	0	5	1	18	3.0

McFARLIN, IVAN

Oklahoma St. | Birthdate: April 26, 1982 | #31 | Drafted: Undrafted | HT: 6-8 | WT: 240

	G	GS	MIN	FG	FGA	PCT	FT	FTA	PCT	OFF	DEF	TOT	A	PF	D	ST	TO	BS	PTS	AVG
2006-07	11	0	41	5	13	.385	5	7	.714	7	4	11	1	8	0	0	1	0	15	1.4

3PT. FG: 206-07, 0-1 (.000)

McGINNIS, GEORGE

Indiana | Birthdate: Aug, 12, 1950 | #30 | Drafted: 1973, 2nd round (22nd overall) by 76ers | HT: 6-8 | WT: 235

	G	GS	MIN	FG	FGA	PCT	FT	FTA	PCT	OFF	DEF	TOT	A	PF	D	ST	TO	BS	PTS	AVG
1975-76	77	77	2946	647	1552	.417	475	642	.740	260	707	967	359	334	13	198	—	41	1769	23.0
1976-77	79	78	2769	659	1439	.458	372	546	.681	324	587	911	302	299	4	163	—	37	1690	21.4
1977-78	78	76	2533	588	1270	.463	411	574	.716	282	528	810	294	287	6	137	312	27	1587	20.3
TOTALS	**234**	**231**	**8248**	**1894**	**4261**	**.444**	**1258**	**1762**	**.714**	**866**	**1822**	**2688**	**955**	**920**	**23**	**498**	**312**	**105**	**5046**	**21.6**

PLAYOFFS

	G	GS	MIN	FG	FGA	PCT	FT	FTA	PCT	OFF	DEF	TOT	A	PF	D	ST	TO	BS	PTS	AVG
1975-76	3	—	120	29	61	.475	11	18	.611	9	32	41	12	14	1	1	—	4	69	23.0
1976-77	19	—	603	102	273	.374	65	114	.570	62	136	198	69	83	2	23	—	6	269	14.2
1977-78	10	—	273	53	125	.424	41	49	.837	24	54	78	30	40	1	15	38	1	147	14.7
TOTALS	**32**	**—**	**996**	**184**	**459**	**.401**	**117**	**181**	**.646**	**95**	**222**	**317**	**111**	**137**	**4**	**39**	**38**	**11**	**485**	**15.2**

ALL-STAR GAME

	G	GS	MIN	FG	FGA	PCT	FT	FTA	PCT	OFF	DEF	TOT	A	PF	D	ST	TO	BS	PTS	AVG
1976	1	0	19	4	9	.444	2	4	.500	1	6	7	2	2	0	0	—	0	10	—
1977	1	1	26	2	9	.222	0	2	.000	5	2	7	2	3	0	4	—	0	4	—
TOTALS	**2**	**1**	**45**	**6**	**18**	**.333**	**2**	**6**	**.333**	**6**	**8**	**14**	**4**	**5**	**0**	**4**	**—**	**0**	**14**	**7.0**

McKEY, DERRICK

Alabama | Birthdate: Oct. 10, 1966 | #9 | Drafted: 1987, 1st round (9th overall) by Seattle | HT: 6-10 | WT: 245

	G	GS	MIN	FG	FGA	PCT	FT	FTA	PCT	OFF	DEF	TOT	A	PF	D	ST	TO	BS	PTS	AVG
2001-02	41	1	784	52	122	.426	10	14	.714	48	79	127	45	90	0	41	22	4	119	2.9

3-PT. FG: 2001-02 5-12, .417

PLAYOFFS

	G	GS	MIN	FG	FGA	PCT	FT	FTA	PCT	OFF	DEF	TOT	A	PF	D	ST	TO	BS	PTS	AVG
2001-02	4	0	40	4	8	.500	0	0	---	3	3	6	1	5	0	1	1	2	8	2.0

McKIE, AARON

Temple | Birthdate: Oct. 2, 1972 | #8 | Drafted: 1994, 1st round (17th overall) by Portland | HT: 6-5 | WT: 209

	G	GS	MIN	FG	FGA	PCT	FT	FTA	PCT	OFF	DEF	TOT	A	PF	D	ST	TO	BS	PTS	AVG
1997-98	57	31	1341	96	277	.347	22	32	.688	34	129	163	137	117	0	78	52	12	223	3.9
1998-99	50	4	959	95	237	.401	44	62	.710	27	113	140	100	90	1	63	57	3	240	4.8
1999-00	82	82	1952	244	593	.411	121	146	.829	47	199	246	240	194	3	108	113	18	653	8.0
2000-01	76	33	2394	338	714	.473	149	194	.768	33	278	311	377	178	3	106	203	8	878	11.6
2001-02	48	16	1471	220	490	.449	96	122	.787	26	166	192	179	74	0	56	93	14	587	12.2
2002-03	80	40	2374	286	666	.429	112	134	.836	61	289	350	278	177	2	131	109	9	721	9.0
2003-04	75	41	2112	265	577	.459	84	111	.757	45	208	253	195	142	1	85	103	23	689	9.2
2004-05	68	3	1118	61	142	.430	10	16	.625	20	152	172	103	116	2	48	31	17	152	2.2
TOTALS	**536**	**250**	**13721**	**1605**	**3696**	**.434**	**638**	**817**	**.781**	**293**	**1534**	**1827**	**1609**	**1088**	**12**	**675**	**761**	**104**	**4143**	**7.7**

3-PT FG: 1997-98, 9-46 (.196); 1998-99, 6-31 (.194); 1999-00, 44-121 (.364); 2000-01, 53-170 (.312); 2001-02, 51-128 (.398); 2002-03, 37-112 (.330); 2003-04, 75-172 (.436); 2004-05, 20-62 (.323) TOTALS, 295-842 (.350)

AARON MCKIE PLAYOFFS

	G	GS	MIN	FG	FGA	PCT	FT	FTA	PCT	OFF	DEF	TOT	A	PF	D	ST	TO	BS	PTS	AVG
1998-99	6	0	97	7	23	.304	6	7	.857	4	11	15	11	17	0	4	1	0	20	3.3
1999-00	10	6	331	50	103	.485	26	31	.839	4	32	36	46	26	0	4	16	2	138	13.8
2000-01	23	16	892	125	301	.415	59	75	.787	24	95	119	121	67	0	34	46	3	336	14.6
2001-02	5	0	146	20	46	.435	7	10	.700	2	16	18	12	12	0	10	10	0	53	10.6
2002-03	12	0	315	38	71	.535	12	14	.857	5	38	43	22	31	0	10	15	2	93	7.8
2004-05	5	0	85	3	7	.429	0	0	---	1	11	12	5	9	0	4	1	0	7	1.4
TOTALS	**61**	**22**	**1866**	**243**	**551**	**.441**	**110**	**137**	**.803**	**40**	**203**	**243**	**217**	**162**	**0**	**66**	**89**	**7**	**647**	**10.6**

3-PT. FG: 1998-99, 0-1 (.000); 1999-00, 12-35 (.343); 2000-01, 27-64 (.422); 2001-02, 6-16 (.375); 2002-03, 5-9 (.556); 2004-05, 1-3 (.333) TOTALS, 51-128 (.398)

McLEOD, ROSHOWN

Duke | Birthdate: Nov. 17, 1975 | #7 | Drafted: 1998, 1st round (20th overall) by Atlanta | HT: 6-8 | WT: 230

	G	GS	MIN	FG	FGA	PCT	FT	FTA	PCT	OFF	DEF	TOT	A	PF	D	ST	TO	BS	PTS	AVG
2000-01	1	0	15	1	2	.500	0	0	---	1	1	2	0	2	0	0	1	0	2	2.0

3-PT. FG: 2000-01, 0-1 (.000)

McNAMARA, MARK

California | Birthdate: June 8, 1959 | #31 | Drafted: 1982, 1st round (22nd overall) by 76ers | HT: 6-11 | WT: 235

	G	GS	MIN	FG	FGA	PCT	FT	FTA	PCT	OFF	DEF	TOT	A	PF	D	ST	TO	BS	PTS	AVG
1982-83	36	2	182	29	64	.453	20	45	.444	34	42	76	7	42	1	3	36	3	78	2.2
1986-87	11	1	113	14	30	.467	7	19	.368	17	19	36	2	17	0	1	8	0	35	3.2
1987-88	42	18	581	52	133	.391	48	66	.727	66	91	157	18	67	0	4	26	12	152	3.6
TOTALS	**89**	**21**	**876**	**95**	**227**	**.419**	**75**	**130**	**.577**	**117**	**152**	**269**	**27**	**126**	**1**	**8**	**70**	**15**	**265**	**3.0**

PLAYOFFS

	G	GS	MIN	FG	FGA	PCT	FT	FTA	PCT	OFF	DEF	TOT	A	PF	D	ST	TO	BS	PTS	AVG
1982-83	2	—	2	2	2	1.000	0	0	---	0	1	1	0	0	0	0	0	0	4	2.0
1986-87	1	—	2	1	1	1.000	0	0	---	0	1	1	0	0	0	0	0	0	2	2.0
TOTALS	**3**	**—**	**4**	**3**	**3**	**1.000**	**0**	**0**	**---**	**0**	**2**	**2**	**0**	**0**	**0**	**0**	**0**	**0**	**6**	**2.0**

MEEKS, JODIE

Kentucky | Birthdate: Aug. 21, 1987 | #20 | Drafted: 2009, 2nd round (41st overall) by Milwaukee | HT: 6-4 | WT: 208

	G	GS	MIN	FG	FGA	PCT	FT	FTA	PCT	OFF	DEF	TOT	A	PF	D	ST	TO	BS	PTS	AVG
2009-10	19	0	233	40	91	.440	13	18	.722	4	23	27	17	19	0	5	5	1	112	5.9
2010-11	74	64	2062	242	570	.425	152	170	.894	21	150	171	78	97	0	63	60	4	774	10.5
2011-12	66	50	1644	191	467	.409	77	85	.906	17	144	161	54	82	0	40	29	3	556	8.4
TOTALS	**159**	**114**	**3938**	**473**	**1128**	**.419**	**242**	**273**	**.886**	**42**	**317**	**359**	**149**	**198**	**0**	**108**	**94**	**8**	**1442**	**9.1**

3-PT. FG: 2009-10, 19-50 (.380); 2010-11, 138-348 (.397); 2011-12, 97-266 (.365); TOTALS, 254-664 (.383)

JODIE MEEKS PLAYOFFS

	G	GS	MIN	FG	FGA	PCT	FT	FTA	PCT	OFF	DEF	TOT	A	PF	D	ST	TO	BS	PTS	AVG
2010-11	5	5	125	13	31	.419	5	6	.833	2	8	10	4	6	0	3	2	0	39	7.8
2011-12	6	1	32	0	3	.000	4	4	1.000	0	0	0	2	3	0	0	1	1	4	0.7
TOTALS	**11**	**6**	**157**	**13**	**34**	**.382**	**9**	**10**	**.900**	**2**	**8**	**10**	**6**	**9**	**0**	**3**	**3**	**1**	**43**	**3.9**

3-PT. FG: 2010-11, 8-18 (.444); 2011-12, 0-1 (.000); TOTALS, 8-19 (.421)

MELCHIONNI, BILLY

Villanova | Birthdate: Oct. 19, 1944 | #28 | Drafted: 1966, 2nd round (19th overall) by 76ers | HT: 6-1 | WT: 165

	G	GS	MIN	FG	FGA	PCT	FT	FTA	PCT	OFF	DEF	TOT	A	PF	D	ST	TO	BS	PTS	AVG
1966-67	73	—	692	138	353	.391	39	60	.650	—	—	98	98	73	0	—	—	—	315	4.3
1967-68	71	—	758	146	336	.435	33	47	.702	—	—	104	105	75	0	—	—	—	325	4.6
TOTALS	**144**	**—**	**1450**	**284**	**689**	**.412**	**72**	**107**	**.673**	**—**	**—**	**202**	**203**	**148**	**0**	**—**	**—**	**—**	**640**	**4.4**

PLAYOFFS

	G	GS	MIN	FG	FGA	PCT	FT	FTA	PCT	OFF	DEF	TOT	A	PF	D	ST	TO	BS	PTS	AVG
1966-67	1	—	5	0	2	.000	0	2	.000	—	—	3	1	0	0	—	—	—	0	0.0
1967-68	9	—	50	8	24	.333	2	4	.500	—	—	4	10	4	0	—	—	—	18	2.0
TOTALS	**10**	**—**	**55**	**8**	**26**	**.308**	**2**	**6**	**.333**	**—**	**—**	**7**	**11**	**4**	**0**	**—**	**—**	**—**	**18**	**1.8**

MERIWETHER, PORTER

Tennessee State | Birthdate: March 16, 1940 | Drafted: 1962, 3rd round (21st overall) by Syracuse | HT: 6-2 | WT: 180

	G	GS	MIN	FG	FGA	PCT	FT	FTA	PCT	OFF	DEF	TOT	A	PF	D	ST	TO	BS	PTS	AVG
1962-63	31	—	268	48	122	.393	23	33	.697	—	—	29	43	19	0	—	—	—	119	3.8

ALL-TIME ROSTER

MILLER, ANDRE

Utah | #7 | HT: 6-2 | WT: 200
Birthdate: March 19, 1976
Drafted: 1999, 1st round (8th overall) by Cleveland

	G	GS	MIN	FG	FGA	PCT	FT	FTA	PCT	OFF	DEF	TOT	A	PF	D	ST	TO	BS	PTS	AVG
2006-07	57	56	2144	307	661	.464	160	198	.808	72	176	248	416	126	0	73	152	6	775	13.6
2007-08	82	82	3016	569	1156	.492	257	333	.772	95	229	324	565	181	0	105	206	6	1398	17.0
2008-09	82	82	2976	492	1041	.473	338	409	.826	123	245	368	534	196	1	109	199	14	1337	16.3
TOTALS	**221**	**220**	**8136**	**1368**	**2858**	**.479**	**755**	**940**	**.803**	**290**	**650**	**940**	**1515**	**503**	**1**	**287**	**557**	**26**	**3510**	**15.9**

3-PT. FG: 2006-07, 1-19 (.053); 2007-08, 3-34 (.088); 2008-09, 15-53 (.283); TOTALS, 19-106 (.179)

ANDRE MILLER PLAYOFFS

	G	GS	MIN	FG	FGA	PCT	FT	FTA	PCT	OFF	DEF	TOT	A	PF	D	ST	TO	BS	PTS	AVG
2007-08	6	6	229	39	89	.438	14	22	.636	7	12	19	20	12	0	5	14	0	92	15.3
2008-09	6	6	258	48	101	.475	28	34	.824	9	29	38	32	17	0	7	19	1	127	21.2
TOTALS	**12**	**12**	**487**	**87**	**190**	**.458**	**42**	**56**	**.750**	**16**	**41**	**57**	**52**	**29**	**0**	**12**	**33**	**1**	**219**	**18.3**

3-PT. FG: 2007-08, 0-3 (.000); 2008-09, 3-10 (.300); TOTALS, 3-13 (.231)

MILLER, ANTHONY (PIG)

Michigan State | #41 | HT: 6-9 | WT: 255
Birthdate: Oct. 27, 1971
Drafted: 1994, 2nd round (39th overall) by Golden St.

	G	GS	MIN	FG	FGA	PCT	FT	FTA	PCT	OFF	DEF	TOT	A	PF	D	ST	TO	BS	PTS	AVG
2000-01	1	0	2	0	0	---	0	0	---	0	0	0	0	0	0	0	0	0	0	0.0

MIX, STEVE

Toledo | #50 | HT: 6-7 | WT: 215
Birthdate: Dec. 30, 1947
Drafted: 1969, 5th round (61st overall) by Detroit

	G	GS	MIN	FG	FGA	PCT	FT	FTA	PCT	OFF	DEF	TOT	A	PF	D	ST	TO	BS	PTS	AVG
1973-74	82	82	2969	495	1042	.475	228	288	.792	305	559	864	152	305	9	212	—	37	1218	14.9
1974-75	46	46	1748	280	582	.481	159	205	.776	155	345	500	99	175	6	79	—	21	719	15.6
1975-76	81	63	3039	421	844	.499	287	351	.818	215	447	662	216	288	6	158	—	29	1129	13.9
1976-77	75	9	1958	288	551	.523	215	263	.817	127	249	376	152	167	0	90	—	20	791	10.5
1977-78	82	20	1819	291	560	.520	175	220	.795	96	201	297	174	158	1	87	131	3	757	9.2
1978-79	74	1	1269	265	493	.538	161	201	.801	109	184	293	121	112	0	57	100	16	691	9.3
1979-80	81	5	1543	363	703	.516	207	249	.831	114	176	290	149	114	0	67	132	9	937	11.6
1980-81	72	1	1327	288	575	.501	200	240	.833	105	159	264	114	107	0	59	88	18	776	10.8
1981-82	75	0	1235	202	399	.506	136	172	.791	92	133	225	93	86	0	42	67	17	541	7.2
TOTALS	**668**	**227**	**16907**	**2893**	**5749**	**.503**	**1768**	**2189**	**.808**	**1318**	**2453**	**3771**	**1270**	**1512**	**22**	**851**	**518**	**170**	**7559**	**11.3**

3-PT. FG: 1979-80, 4-10 (.400); 1980-81, 0-3 (.000); 1981-82, 1-4 (.350); TOTALS, 5-17 (.294)

STEVE MIX PLAYOFFS

	G	GS	MIN	FG	FGA	PCT	FT	FTA	PCT	OFF	DEF	TOT	A	PF	D	ST	TO	BS	PTS	AVG
1975-76	3	—	134	18	46	.391	8	10	.800	6	12	18	12	13	1	11	—	2	44	14.7
1976-77	19	—	412	56	107	.523	37	45	.822	22	42	64	44	39	0	21	—	3	149	7.8
1977-78	10	—	235	49	82	.598	38	43	.884	17	29	46	36	22	0	15	12	1	136	13.6
1978-79	9	—	179	31	59	.525	13	15	.867	12	23	35	16	20	0	6	11	0	75	8.3
1979-80	17	—	200	44	96	.458	25	28	.893	10	21	31	13	22	0	8	15	5	113	6.6
1980-81	16	—	206	32	77	.416	24	26	.923	19	23	42	10	16	0	4	11	2	88	5.5
1981-82	7	—	50	12	22	.545	5	7	.714	4	7	11	6	5	0	0	4	0	30	4.3
TOTALS	**81**	**—**	**1416**	**242**	**489**	**.495**	**150**	**174**	**.862**	**90**	**157**	**247**	**137**	**137**	**1**	**65**	**53**	**13**	**635**	**7.8**

ALL-STAR GAME

	G	GS	MIN	FG	FGA	PCT	FT	FTA	PCT	OFF	DEF	TOT	A	PF	D	ST	TO	BS	PTS	AVG
1975	1	0	11	2	5	.400	0	0	---	—	—	0	2	2	0	—	—	—	4	4.0

MOHAMMED, NAZR

Kentucky | #14 | HT: 6-10 | WT: 240
Birthdate: Sept. 5, 1977
Drafted: 1998, 1st round (29th overall) by Utah

	G	GS	MIN	FG	FGA	PCT	FT	FTA	PCT	OFF	DEF	TOT	A	PF	D	ST	TO	BS	PTS	AVG
1998-99	26	0	121	15	42	.357	12	21	.571	18	19	37	2	22	0	5	12	4	42	1.6
1999-00	28	3	190	21	54	.389	12	22	.545	16	34	50	2	29	0	4	18	12	54	1.9
2000-01	30	3	196	41	88	.466	14	28	.500	18	37	55	2	40	0	6	9	7	96	3.2
TOTALS	**84**	**6**	**507**	**77**	**184**	**.418**	**38**	**71**	**.535**	**52**	**90**	**142**	**6**	**91**	**0**	**15**	**39**	**23**	**192**	**2.3**

PLAYOFFS

	G	GS	MIN	FG	FGA	PCT	FT	FTA	PCT	OFF	DEF	TOT	A	PF	D	ST	TO	BS	PTS	AVG
1999-00	3	0	34	8	14	.571	0	0	---	0	2	2	1	4	0	3	0	0	17	5.7

MONEY, ERIC

Arizona | #22 | HT: 6-0 | WT: 170
Birthdate: Feb. 6, 1955
Drafted: 1974, 2nd round (33rd overall) by Detroit

	G	GS	MIN	FG	FGA	PCT	FT	FTA	PCT	OFF	DEF	TOT	A	PF	D	ST	TO	BS	PTS	AVG
1978-79	23	0	545	119	217	.548	34	54	.630	15	22	37	82	70	2	13	69	2	272	11.8
1979-80	6	0	82	14	36	.389	2	2	1.000	3	4	7	16	11	0	0	12	1	30	5.0
TOTALS	**29**	**0**	**627**	**133**	**253**	**.526**	**36**	**56**	**.643**	**18**	**26**	**44**	**98**	**81**	**2**	**13**	**81**	**3**	**302**	**10.4**

PLAYOFFS

	G	GS	MIN	FG	FGA	PCT	FT	FTA	PCT	OFF	DEF	TOT	A	PF	D	ST	TO	BS	PTS	AVG
1978-79	8	—	129	26	61	.426	2	4	.500	6	5	11	22	17	0	3	22	0	54	6.8

MONTROSS, ERIC

North Carolina | #00 | HT: 7-0 | WT: 270
Birthdate: Sept. 23, 1971
Drafted: 1994, 1st round (9th overall) by Boston

	G	GS	MIN	FG	FGA	PCT	FT	FTA	PCT	OFF	DEF	TOT	A	PF	D	ST	TO	BS	PTS	AVG
1997-98	20	20	337	30	76	.395	7	19	.368	28	64	92	7	61	0	7	15	12	67	3.4

MORRIS, DARIUS

Michigan | #7 | HT: 6-4 | WT: 190
Birthdate: Jan. 3, 1991
Drafted: 2011, 2nd round (41st overall) by L.A. Lakers

	G	GS	MIN	FG	FGA	PCT	FT	FTA	PCT	OFF	DEF	TOT	A	PF	D	ST	TO	BS	PTS	AVG
2013-14	12	0	193	29	67	.433	15	21	.714	3	10	13	31	21	0	8	19	0	83	6.9

3-PT. FG: 2013-14, 10-24 (.417)

MOSLEY, GLENN

Seton Hall | #34 | HT: 6-8 | WT: 195
Birthdate: Dec. 26, 1955
Drafted: 1977, 1st round (20th overall) by 76ers

	G	GS	MIN	FG	FGA	PCT	FT	FTA	PCT	OFF	DEF	TOT	A	PF	D	ST	TO	BS	PTS	AVG
1977-78	6	0	21	5	13	.385	3	7	.429	0	5	5	2	5	0	0	5	0	13	2.2

MOULTRIE, ARNETT

Mississippi State | #5 | HT: 6-10 | WT: 245
Birthdate: Nov. 18, 1990
Drafted: 2012, 1st round (27th overall) by Miami

	G	GS	MIN	FG	FGA	PCT	FT	FTA	PCT	OFF	DEF	TOT	A	PF	D	ST	TO	BS	PTS	AVG
2012-13	47	0	542	78	134	.582	18	28	.643	76	69	145	10	43	0	17	19	10	174	3.7
2013-14	12	2	187	16	38	.421	4	5	.800	11	24	35	2	22	0	8	7	4	36	3.0
TOTALS	**59**	**2**	**729**	**94**	**172**	**.547**	**22**	**33**	**.667**	**87**	**93**	**180**	**12**	**65**	**0**	**25**	**26**	**14**	**210**	**3.6**

MOSS, PERRY

Northeastern | #9 | HT: 6-2 | WT: 185
Birthdate: Nov. 11, 1958
Drafted: 1982, 3rd round (69th overall) by Boston

	G	GS	MIN	FG	FGA	PCT	FT	FTA	PCT	OFF	DEF	TOT	A	PF	D	ST	TO	BS	PTS	AVG
1985-86	60	0	852	95	239	.397	54	74	.730	25	65	90	89	106	0	50	61	12	249	4.2

3-PT.FG: 1985-86, 5-25 (.200)

PLAYOFFS

	G	GS	MIN	FG	FGA	PCT	FT	FTA	PCT	OFF	DEF	TOT	A	PF	D	ST	TO	BS	PTS	AVG
1985-86	7	—	28	2	8	.258	1	1	1.000	0	3	3	2	6	0	0	4	1	5	0.7

3-PT.FG: 1985-86, 0-1 (.000)

MULLENS, BYRON

Ohio State | #30 | HT: 7-0 | WT: 275
Birthdate: Feb. 14, 1989
Drafted: 2009, 1st round (24th overall) by Dallas

	G	GS	MIN	FG	FGA	PCT	FT	FTA	PCT	OFF	DEF	TOT	A	PF	D	ST	TO	BS	PTS	AVG
2013-14	18	0	247	47	101	.465	8	14	.571	17	43	60	8	31	0	9	14	8	122	6.8

3-PT. FG: 2013-14, 20-50 (.400)

MUTOMBO, DIKEMBE

Georgetown | #55 | HT: 7-2 | WT: 265
Birthdate: June 25, 1966
Drafted: 1991, 1st round (4th overall) by Denver

	G	GS	MIN	FG	FGA	PCT	FT	FTA	PCT	OFF	DEF	TOT	A	PF	D	ST	TO	BS	PTS	AVG
2000-01	26	26	875	100	202	.495	104	137	.759	119	203	322	22	65	0	9	52	66	304	11.7
2001-02	80	80	2907	321	641	.501	278	364	.764	254	609	863	83	242	2	29	156	190	920	11.5
TOTALS	**106**	**106**	**3782**	**421**	**843**	**.499**	**382**	**501**	**.762**	**373**	**812**	**1185**	**105**	**307**	**2**	**38**	**208**	**256**	**1224**	**11.5**

PLAYOFFS

	G	GS	MIN	FG	FGA	PCT	FT	FTA	PCT	OFF	DEF	TOT	A	PF	D	ST	TO	BS	PTS	AVG
2000-01	23	23	981	102	208	.490	115	148	.777	113	203	316	17	56	1	15	36	72	319	13.9
2001-02	5	5	173	14	31	.452	16	26	.615	14	39	53	3	16	0	2	11	9	44	8.8
TOTALS	**28**	**28**	**1154**	**116**	**239**	**.485**	**131**	**174**	**.753**	**127**	**242**	**369**	**20**	**72**	**1**	**17**	**47**	**81**	**363**	**12.9**

ALL STAR GAME

	G	GS	MIN	FG	FGA	PCT	FT	FTA	PCT	OFF	DEF	TOT	A	PF	D	ST	TO	BS	PTS	AVG
2002	1	0	21	3	5	.600	2	2	1.000	6	4	10	0	0	0	0	2	1	8	8.0

MYERS, PETE

Arkansas Little Rock | #8 | HT: 6-6 | WT: 180
Birthdate: Sept 15, 1963
Drafted: 1986, 6th round (120th overall) by Chicago

	G	GS	MIN	FG	FGA	PCT	FT	FTA	PCT	OFF	DEF	TOT	A	PF	D	ST	TO	BS	PTS	AVG
1988-89	4	0	40	6	12	.500	2	4	.500	3	7	10	2	3	0	3	4	0	14	3.5

NAILON, LEE

TCU | #54 | HT: 6-9 | WT: 238
Birthdate: Nov. 22, 1975
Drafted: 1999(43rd overall) by Charlotte

	G	GS	MIN	FG	FGA	PCT	FT	FTA	PCT	OFF	DEF	TOT	A	PF	D	ST	TO	BS	PTS	AVG
2005-06	22	0	237	40	80	.500	13	15	.867	23	19	42	7	32	0	8	10	4	93	4.2

NEAL, JIM

Wofford | HT: 6-11 | WT: 235
Birthdate: May 21, 1930
Drafted: 1953, by Syracuse

	G	GS	MIN	FG	FGA	PCT	FT	FTA	PCT	OFF	DEF	TOT	A	PF	D	ST	TO	BS	PTS	AVG
1953-54	67	—	899	117	369	.317	78	132	.591	—	—	257	24	139	0	—	—	—	312	4.7

PLAYOFFS

	G	GS	MIN	FG	FGA	PCT	FT	FTA	PCT	OFF	DEF	TOT	A	PF	D	ST	TO	BS	PTS	AVG
1953-54	11	—	100	13	35	.371	5	13	.385	—	—	27	2	14	0	—	—	—	31	2.8

NEUMANN, PAUL

Stanford | #5 | HT: 6-1 | WT: 175
Birthdate: Jan. 30, 1938
Drafted: 1959, 4th round (27th overall) by Syracuse

	G	GS	MIN	FG	FGA	PCT	FT	FTA	PCT	OFF	DEF	TOT	A	PF	D	ST	TO	BS	PTS	AVG
1961-62	77	—	1265	172	401	.429	133	172	.773	—	—	194	176	203	3	—	—	—	477	6.2

1962-63	80	—	1581	237	503	.471	181	222	.815	—	—	200	227	221	5	—	—	—	655	8.2
1963-64	74	—	1973	324	732	.443	210	266	.789	—	—	246	291	211	1	—	—	—	858	11.6
1964-65	40	—	1100	213	434	.491	148	184	.804	—	—	102	139	119	1	—	—	—	574	14.4
TOTALS	**271**	**—**	**5919**	**946**	**2070**	**.457**	**672**	**844**	**.796**	**—**	**—**	**742**	**833**	**754**	**10**	**—**	**—**	**—**	**2564**	**9.5**

PLAYOFFS

	G	GS	MIN	FG	FGA	PCT	FT	FTA	PCT	OFF	DEF	R	A	PF	D	ST	TO	BS	PTS	AVG
1961-62	5	—	124	12	29	.414	4	6	.667	—	—	17	14	13	0	—	—	—	28	5.6
1962-63	4	—	65	8	18	.444	0	1	.000	—	—	14	9	11	0	—	—	—	16	4.0
1963-64	5	—	165	27	59	.458	26	31	.839	—	—	13	25	13	0	—	—	—	80	16.0
TOTALS	**14**	**—**	**354**	**47**	**106**	**.443**	**30**	**38**	**.789**	**—**	**—**	**44**	**48**	**37**	**0**	**—**	**—**	**—**	**124**	**8.9**

NIMPHIUS, KURT

Arizona State — #40 — HT: 6-11 — WT: 225
Birthdate: Mar. 13, 1958 — Drafted: 1980, 3rd round (47th overall) by Denver

	G	GS	MIN	FG	FGA	PCT	FT	FTA	PCT	OFF	DEF	TOT	A	PF	D	ST	TO	BS	PTS	AVG
1989-90	38	1	314	38	91	.418	14	30	.467	22	39	61	6	45	0	4	12	18	90	2.4

3-PT. FG: 1989-90, 0-1 (.000)

KURT NIMPHIUS PLAYOFFS

	G	GS	MIN	FG	FGA	PCT	FT	FTA	PCT	OFF	DEF	TOT	A	PF	D	ST	TO	BS	PTS	AVG
1989-90	4	—	18	1	7	.143	0	0	---	3	1	4	0	1	0	1	0	1	2	0.5

NOCIONI, ANDRES

Argentina — #5 — HT: 6-7 — WT: 225
Birthdate: Nov., 30, 1979 — Drafted: Undrafted

	G	GS	MIN	FG	FGA	PCT	FT	FTA	PCT	OFF	DEF	TOT	A	PF	D	ST	TO	BS	PTS	AVG
2010-11	54	17	931	118	277	.426	49	61	.803	19	150	169	45	100	1	14	47	15	327	6.1
2011-12	11	1	56	5	20	.250	6	11	.545	1	13	14	1	4	0	1	5	1	17	1.5
TOTALS	**65**	**18**	**987**	**123**	**297**	**.414**	**55**	**72**	**.764**	**20**	**163**	**183**	**46**	**104**	**1**	**15**	**52**	**16**	**344**	**5.3**

3-PT.FG: 2010-11, 42-118 (.356); 2011-12, 1-6 (.167); TOTALS, 43-124 (.347)

PLAYOFFS

	G	GS	MIN	FG	FGA	PCT	FT	FTA	PCT	OFF	DEF	TOT	A	PF	D	ST	TO	BS	PTS	AVG
2010-11	1	0	10	0	3	.000	0	0	---	0	2	2	0	1	0	0	1	0	0	0.0

3-PT. FG: 2010-11, 0-2 (.000)

NOEL, NERLENS

Kentucky — #4 — HT: 6-11 — WT: 228
Birthdate: Apr. 10, 1994 — Drafted: 2013, 1st round (6th overall) by New Orleans

	G	GS	MIN	FG	FGA	PCT	FT	FTA	PCT	OFF	DEF	TOT	A	PF	D	ST	TO	BS	PTS	AVG
2013-14	INACTIVE - LEFT KNEE INJURY																			
2014-15	**75**	**71**	**2311**	**302**	**653**	**.462**	**140**	**230**	**.609**	**185**	**426**	**611**	**128**	**208**	**2**	**133**	**146**	**142**	**744**	**9.9**
2015-16	67	62	1965	306	587	.521	134	227	.590	154	388	542	122	192	1	118	158	100	747	11.1
TOTALS	**142**	**133**	**4277**	**608**	**1240**	**.490**	**274**	**457**	**.600**	**339**	**814**	**1153**	**250**	**400**	**3**	**251**	**304**	**242**	**1491**	**10.5**

3-PT. FG: 2015-16, 1-2 (.500)

NORMAN, CONIEL

Arizona — #22 — HT: 6-3 — WT: 176
Birthdate: Sept. 24, 1953 — Drafted: 1974, 3rd round (37th overall) by 76ers

	G	GS	MIN	FG	FGA	PCT	FT	FTA	PCT	OFF	DEF	TOT	A	PF	D	ST	TO	BS	PTS	AVG
1974-75	12	0	72	23	44	.523	2	3	.667	3	9	12	4	9	0	3	—	1	48	4.0
1975-76	65	1	818	183	422	.434	20	24	.833	51	50	101	66	87	1	28	—	7	386	5.9
TOTALS	**77**	**1**	**890**	**206**	**466**	**.442**	**22**	**27**	**.815**	**54**	**59**	**113**	**70**	**96**	**1**	**31**	**—**	**8**	**434**	**5.6**

PLAYOFFS

	G	GS	MIN	FG	FGA	PCT	FT	FTA	PCT	OFF	DEF	TOT	A	PF	D	ST	TO	BS	PTS	AVG
1975-76	1	—	1	1	1	1.000	0	0	---	0	1	1	0	0	0	0	—	0	2	2.0

NOVAK, MIKE

Loyola (Chicago) — HT: 6-9 — WT: 220
Birthdate: Aug. 15, 1978 — Drafted: N/A

	G	GS	MIN	FG	FGA	PCT	FT	FTA	PCT	OFF	DEF	TOT	A	PF	D	ST	TO	BS	PTS	AVG
1953-54	5	—	24	0	7	.000	1	2	.500	—	—	2	2	9	0	—	—	—	1	0.2

NUNNALLY, JAMES

UC Santa Barbara — #12 — HT: 6-7 — WT: 205
Birthdate: July 14, 1990 — Drafted: N/A

	G	GS	MIN	FG	FGA	PCT	FT	FTA	PCT	OFF	DEF	TOT	A	PF	D	ST	TO	BS	PTS	AVG
2013-14	9	0	111	9	28	.321	3	5	.600	0	11	11	6	9	0	5	3	1	26	2.9

3-PT. FG: 2013-14, 5-15 (.333)

OGDEN, BUD

Santa Clara — #28 — HT: 6-6 — WT: 215
Birthdate: Dec. 29, 1946 — Drafted: 1969, 1st round (13th overall) by 76ers

	G	GS	MIN	FG	FGA	PCT	FT	FTA	PCT	OFF	DEF	TOT	A	PF	D	ST	TO	BS	PTS	AVG
1969-70	47	—	357	82	172	.427	27	39	.692	—	—	86	31	62	2	—	—	—	191	4.1
1970-71	27	—	133	24	66	.364	18	26	.692	—	—	20	17	21	0	—	—	—	66	2.4
TOTALS	**74**	**—**	**490**	**106**	**238**	**.445**	**45**	**65**	**.692**	**—**	**—**	**106**	**48**	**83**	**2**	**—**	**—**	**—**	**257**	**3.5**

PLAYOFFS

	G	GS	MIN	FG	FGA	PCT	FT	FTA	PCT	OFF	DEF	TOT	A	PF	D	ST	TO	BS	PTS	AVG
1969-70	1	—	12	5	9	.556	2	4	.500	—	—	1	6	0	0	—	—	—	12	12.0

OLIVER, BRIAN

Georgia Tech — #31 — HT: 6-4 — WT: 210

Birthdate: June 1, 1968 — Drafted: 1990, 2nd round (32nd overall) by 76ers

	G	GS	MIN	FG	FGA	PCT	FT	FTA	PCT	OFF	DEF	TOT	A	PF	D	ST	TO	BS	PTS	AVG
1990-91	73	4	800	111	272	.408	52	71	.732	18	62	80	88	76	0	34	50	4	279	3.8
1991-92	34	0	279	33	100	.330	15	22	.682	10	20	30	20	33	0	10	24	2	81	2.4
TOTALS	**107**	**4**	**1079**	**144**	**372**	**.387**	**67**	**93**	**.720**	**28**	**82**	**110**	**108**	**109**	**0**	**44**	**74**	**6**	**360**	**3.4**

3-PT. FG: 1990-91, 5-18 (.278); 1991-92, 0-4 (.000); TOTALS, 5-22 (.227)

BRIAN OLIVER PLAYOFFS

	G	GS	MIN	FG	FGA	PCT	FT	FTA	PCT	OFF	DEF	TOT	A	PF	D	ST	TO	BS	PTS	AVG
1990-91	4	—	15	2	6	.333	2	2	1.000	0	0	0	1	4	0	1	0	0	6	1.5

OKAFOR, JAHLIL

Duke — #8 — HT: 6-11 — WT: 275
Birthdate: Dec. 15, 1995 — Drafted: 2015, 1st round (3rd overall) by 76ers

	G	GS	MIN	FG	FGA	PCT	FT	FTA	PCT	OFF	DEF	TOT	A	PF	D	ST	TO	BS	PTS	AVG
2015-16	53	48	1591	397	781	.508	133	194	.686	122	251	373	65	140	1	22	124	61	928	17.5

3-PT FG: 2015-16, 1-6 (.167)

OLLIE, KEVIN

Connecticut — #5, 12 — HT: 6-2 — WT: 195
Birthdate: Dec. 27, 1972 — Drafted: Undrafted

	G	GS	MIN	FG	FGA	PCT	FT	FTA	PCT	OFF	DEF	TOT	A	PF	D	ST	TO	BS	PTS	AVG
1999-00	40	0	290	22	49	.449	28	37	.757	4	27	31	46	27	0	10	10	0	72	1.8
2000-01	51	4	764	71	165	.430	51	70	.729	13	59	72	121	70	0	25	40	1	194	3.8
2004-05	26	0	158	11	31	.355	6	9	.667	3	16	19	19	16	0	5	6	0	28	1.1
2005-06	70	23	1069	75	174	.431	41	49	.837	13	85	98	101	103	1	33	29	3	192	2.7
2006-07	53	23	919	81	187	.433	37	45	.822	8	66	74	130	76	0	21	47	1	199	3.8
2007-08	40	0	300	29	69	.420	12	15	.800	4	15	19	38	28	0	10	5	0	70	1.8
TOTALS	**280**	**50**	**3500**	**289**	**675**	**.428**	**175**	**225**	**.778**	**45**	**268**	**313**	**455**	**320**	**1**	**104**	**137**	**5**	**755**	**2.7**

3-PT. FG: 2000-01, 1-3 (.333); 2005-06, 1-3 (.333); 2006-07, 0-2 (.000); 2007-08, 0-1 (.000); TOTALS, 2-9 (.222)

PLAYOFFS

	G	GS	MIN	FG	FGA	PCT	FT	FTA	PCT	OFF	DEF	TOT	A	PF	D	ST	TO	BS	PTS	AVG
1999-00	10	—	65	6	12	.500	8	9	.889	0	5	5	12	5	0	2	3	0	20	2.0
2000-01	23	—	123	10	27	.370	13	14	.929	2	7	9	23	12	0	0	8	0	33	1.4
2004-05	0	0	0	0	0	—	0	0	—	0	0	0	0	0	0	0	0	0	0	0.0
2007-08	3	0	19	1	4	.250	2	2	1.000	0	1	1	3	1	0	2	0	0	3	
1.3																				
TOTALS	**33**	**0**	**188**	**16**	**39**	**.870**	**21**	**23**	**.913**	**2**	**12**	**14**	**35**	**17**	**0**	**2**	**11**	**0**	**53**	**1.6**

ORTON, DANIEL

Kentucky — #33 — HT: 6-10 — WT: 255
Birthdate: Aug. 6, 1990 — Drafted: 2010, 1st round (29th overall) by Orlando

	G	GS	MIN	FG	FGA	PCT	FT	FTA	PCT	OFF	DEF	TOT	A	PF	D	ST	TO	BS	PTS	AVG
2013-14	22	4	251	21	47	.447	23	30	.767	16	45	61	15	38	0	6	18	16	65	3.0

OSBORNE, CHUCK

Western Kentucky — HT: 6-6 — WT: 210
Birthdate: Jan. 21, 1939 — Drafted: N/A

	G	GS	MIN	FG	FGA	PCT	FT	FTA	PCT	OFF	DEF	TOT	A	PF	D	ST	TO	BS	PTS	AVG
1961-62	4	—	21	1	8	.125	3	4	.750	—	—	9	1	3	0	—	—	—	5	1.3

OSTERKON, WALLY

Illinois — #8 — HT: 6-5 — WT: 215
Birthdate: July 6, 1928 — Drafted: N/A

	G	GS	MIN	FG	FGA	PCT	FT	FTA	PCT	OFF	DEF	TOT	A	PF	D	ST	TO	BS	PTS	AVG
1951-52	66	—	1721	145	413	.351	199	335	.594	—	—	444	117	226	8	—	—	—	489	7.4
1952-53	49	—	1016	85	262	.324	106	168	.631	—	—	217	61	129	2	—	—	—	276	5.6
1953-54	70	—	2164	203	586	.346	209	361	.579	—	—	487	151	209	1	—	—	—	615	8.8
1954-55	19	—	286	20	97	.206	16	32	.500	—	—	70	17	32	0	—	—	—	56	2.9
TOTALS	**204**	**—**	**5187**	**453**	**1358**	**.334**	**530**	**896**	**.592**	**—**	**—**	**1218**	**346**	**596**	**11**	**—**	**—**	**—**	**1436**	**7.0**

PLAYOFFS

	G	GS	MIN	FG	FGA	PCT	FT	FTA	PCT	OFF	DEF	TOT	A	PF	D	ST	TO	BS	PTS	AVG
1951-52	7	—	249	23	67	.343	28	47	.596	—	—	57	20	32	1	—	—	—	74	10.6
1952-53	2	—	42	4	9	.444	1	3	.333	—	—	4	2	11	1	—	—	—	9	4.5
1953-54	13	—	542	45	122	.369	50	90	.556	—	—	125	37	40	1	—	—	—	140	10.8
1954-55	11	—	75	11	34	.324	13	17	.765	—	—	21	11	14	0	—	—	—	35	3.2
TOTALS	**33**	**—**	**908**	**83**	**232**	**.358**	**92**	**157**	**.586**	**—**	**—**	**207**	**70**	**97**	**3**	**—**	**—**	**—**	**258**	**7.8**

OVERTON, DOUG

La Salle — #11 — HT: 6-3 — WT: 190
Birthdate: Aug. 3, 1969 — Drafted: 1991, 2nd round (40th overall) by Detroit

	G	GS	MIN	FG	FGA	PCT	FT	FTA	PCT	OFF	DEF	TOT	A	PF	D	ST	TO	BS	PTS	AVG
1996-97	61	4	634	81	190	.426	45	48	.938	18	50	68	101	44	0	142	39	0	217	3.6
1997-98	23	2	277	24	63	.381	14	16	.875	2	12	14	37	34	0	8	23	1	62	2.7
1998-99	10	0	37	5	15	.333	0	0	.000	0	2	2	4	2	0	1	2	0	10	1.0
TOTALS	**94**	**6**	**948**	**110**	**268**	**.410**	**59**	**64**	**.922**	**20**	**64**	**84**	**142**	**80**	**0**	**151**	**64**	**1**	**289**	**3.1**

3-PT. FG: 1996-97, 10-40 (.250); 1997-98, 0-3 (.000); 1998-99, 0-1 (.000); TOTALS, 10-44 (.228)

OWENS, BILLY

Syracuse — #30 — HT: 6-9 — WT: 225
Birthdate: May 1, 1969 — Drafted: 1991, 1st round (3rd overall) by Sacramento

	G	GS	MIN	FG	FGA	PCT	FT	FTA	PCT	OFF	DEF	TOT	A	PF	D	ST	TO	BS	PTS	AVG
1999-00	46	7	919	112	258	.434	38	64	.594	63	129	192	59	119	1	26	61	16	271	5.9

3-PT. FG: 1999-00, 9-27 (.333)

PALAZZI, TOGO

Holy Cross | Birthdate: Aug. 8, 1932 | Drafted: N/A | HT: 6-4 | WT: 205

	G	GS	MIN	FG	FGA	PCT	FT	FTA	PCT	OFF	DEF	TOT	A	PF	D	ST	TO	BS	PTS	AVG
1956-57*	63	—	1013	210	571	.368	136	175	.777	—	—	262	49	117	0	—	—	—	556	8.8
1957-58	67		1001	228	579	.394	123	171	.719	—	—	243	42	125	5	—	—	—	579	8.6
1958-59	71	—	1053	240	612	.392	115	158	.728	—	—	266	67	174	0	—	—	—	595	8.4
1959-60	7	—	70	13	41	.317	4	8	.500	—	—	14	3	7	1	—	—	—	30	4.3
TOTALS	**208**	**—**	**3137**	**691**	**1803**	**.383**	**378**	**512**	**.738**	**—**	**—**	**785**	**161**	**423**	**6**	**—**	**—**	**—**	**1760**	**8.5**

PLAYOFFS

	G	GS	MIN	FG	FGA	PCT	FT	FTA	PCT	OFF	DEF	TOT	A	PF	D	ST	TO	BS	PTS	AVG
1956-57	5	—	87	19	49	.388	7	9	.778	—	—	18	5	11	0	—	—	—	45	9.0
1957-58	3	—	25	3	14	.214	3	6	.500	—	—	4	0	4	0	—	—	—	9	3.0
1958-59	8	—	67	13	44	.295	10	14	.714	—	—	21	6	10	0	—	—	—	36	4.5
TOTALS	**16**	**—**	**179**	**35**	**107**	**.327**	**20**	**29**	**.690**	**—**	**—**	**43**	**11**	**25**	**0**	**—**	**—**	**—**	**90**	**5.6**

PARGO, JEREMY

Gonzaga | Birthdate: Mar. 17, 1986 | #0 | Drafted: Undrafted | HT: 6-2 | WT: 219

	G	GS	MIN	FG	FGA	PCT	FT	FTA	PCT	OFF	DEF	TOT	A	PF	D	ST	TO	BS	PTS	AVG
2012-13	14	0	208	24	63	.381	14	21	.667	1	16	17	28	14	0	1	13	0	69	4.9

3-PT. FG: 2012-13, 7-17 (.412)

PARKER, ANTHONY

Bradley | Birthdate: June 19, 1975 | #12 | Drafted: 1997, 1st round (21st overall) by New Jersey | HT: 6-6 | WT: 215

	G	GS	MIN	FG	FGA	PCT	FT	FTA	PCT	OFF	DEF	TOT	A	PF	D	ST	TO	BS	PTS	AVG
1997-98	37	0	196	25	63	.397	13	20	.650	8	18	26	19	17	0	11	11	3	72	1.9
1998-99	2	0	3	1	1	1.000	0	0	---	0	0	0	0	0	0	0	0	0	2	1.0
TOTALS	**39**	**0**	**199**	**26**	**64**	**.406**	**13**	**20**	**.650**	**8**	**18**	**26**	**19**	**17**	**0**	**11**	**11**	**3**	**74**	**1.9**

3-PT. FG 1997-98, 9-28 (.321); 1998-99, 0-0 (---); TOTALS, 9-28 (.321)

PAYNE, KENNY

Louisville | Birthdate: Nov. 25, 1966 | #21 | Drafted: 1989, 1st round (19th overall) by 76ers | HT: 6-8 | WT: 220

	G	GS	MIN	FG	FGA	PCT	FT	FTA	PCT	OFF	DEF	TOT	A	PF	D	ST	TO	BS	PTS	AVG
1989-90	35	4	216	47	108	.435	16	18	.889	11	15	26	10	37	0	7	20	6	114	3.3
1990-91	47	6	444	68	189	.360	26	29	.897	17	49	66	16	43	0	10	21	6	166	3.5
1991-92	49	3	353	65	145	.448	9	13	.692	13	41	54	17	34	0	16	19	8	144	2.9
1992-93	13	0	154	38	90	.422	4	4	1.000	4	20	24	18	15	0	5	7	2	84	6.5
TOTALS	**144**	**13**	**1167**	**218**	**532**	**.410**	**55**	**64**	**.859**	**45**	**125**	**170**	**61**	**129**	**0**	**38**	**67**	**22**	**508**	**3.5**

3-PT. FG 1989-90, 4-10 (.400); 1990-91, 4-18 (.222); 1991-92, 5-12 (.417); 1992-93, 4-18 (.222); TOTALS, 17-58 (.293)

PLAYOFFS

	G	GS	MIN	FG	FGA	PCT	FT	FTA	PCT	OFF	DEF	TOT	A	PF	D	ST	TO	BS	PTS	AVG
1989-90	3	—	10	2	5	.400	2	2	1.000	1	1	2	0	3	0	0	1	0	6	2.0

PERRY, TIM

Temple | Birthdate: June 4, 1965 | #23 | Drafted: 1988, 1st round (7th overall) by Phoenix | HT: 6-9 | WT: 220

	G	GS	MIN	FG	FGA	PCT	FT	FTA	PCT	OFF	DEF	TOT	A	PF	D	ST	TO	BS	PTS	AVG
1992-93	81	51	2104	287	613	.468	147	207	.710	154	255	409	126	159	0	40	123	91	731	9.0
1993-94	80	68	2336	272	625	.435	102	176	.580	117	287	404	94	154	1	60	80	82	719	9.0
1994-95	42	1	446	27	78	.346	22	40	.550	38	51	89	12	51	0	10	21	15	76	1.8
1995-96	8	0	87	8	18	.444	2	3	.667	6	7	13	2	5	0	2	3	3	19	2.4
TOTALS	**211**	**120**	**4973**	**594**	**1334**	**.445**	**273**	**426**	**.641**	**315**	**600**	**915**	**234**	**369**	**1**	**112**	**227**	**191**	**1545**	**7.3**

3-PT.FG. 1992-93, 10-49 (.526); 1993-94, 73-200 (.365); 1994-95, 0-14 (.000); 1995-96, 1-1 (1.000); TOTALS, 84-264 (.318)

PETERSON, EDWARD

Cornell | Birthdate: June 27, 1924 | Drafted: 1948, by New York | HT: 6-9 | WT: 230

	G	GS	MIN	FG	FGA	PCT	FT	FTA	PCT	OFF	DEF	TOT	A	PF	D	ST	TO	BS	PTS	AVG
1949-50	62	—	—	167	390	.428	111	185	.600	—	—	—	33	198	—	—	—	—	445	7.2
1950-51*	53	—	—	130	384	.339	99	150	.660	—	—	288	66	188	9	—	—	—	359	6.8
TOTALS	**115**	**—**	**0**	**297**	**774**	**.384**	**210**	**335**	**.627**	**—**	**—**	**288**	**99**	**386**	**9**	**—**	**—**	**—**	**804**	**7.0**

PLAYOFFS

	G	GS	MIN	FG	FGA	PCT	FT	FTA	PCT	OFF	DEF	TOT	A	PF	D	ST	TO	BS	PTS	AVG
1949-59	11	—	—	18	43	.419	8	14	.571	—	—	—	1	33	—	—	—	—	44	4.0

PINCKNEY, ED

Villanova | Birthdate: Mar. 27, 1963 | #54 | Drafted: 1985, 1st round (10th overall) by Phoenix | HT: 6-9 | WT: 240

	G	GS	MIN	FG	FGA	PCT	FT	FTA	PCT	OFF	DEF	TOT	A	PF	D	ST	TO	BS	PTS	AVG
1995-96	27	23	679	54	102	.529	42	55	.764	74	102	176	22	55	1	33	23	11	150	5.6

PRESSEY, PHIL

Missouri | Birthdate: Feb. 17, 1992 | #26 | Drafted: Undrafted | HT: 5-11 | WT: 175

	G	GS	MIN	FG	FGA	PCT	FT	FTA	PCT	OFF	DEF	TOT	A	PF	D	ST	TO	BS	PTS	AVG
2015-16	14	0	170	21	55	.382	4	13	.308	0	23	23	46	14	0	11	19	1	55	3.9

3-PT. FG. 4-13 (.308)

PRICE, MIKE

Illinois | Birthdate: Sept. 11, 1948 | #36 | Drafted: 1970, 1st round (17th overall) by New York | HT: 6-31/2 | WT: 200

	G	GS	MIN	FG	FGA	PCT	FT	FTA	PCT	OFF	DEF	TOT	A	PF	D	ST	TO	BS	PTS	AVG
1972-73	57	5	751	125	301	.415	38	47	.809	—	—	117	71	106	0	—	—	—	288	5.1

PRITCHARD, KEVIN

Kansas | Birthdate: July 17, 1967 | #11 | Drafted: 1990, 2nd round (34th overall) by Golden St. | HT: 6-3 | WT: 180

	G	GS	MIN	FG	FGA	PCT	FT	FTA	PCT	OFF	DEF	TOT	A	PF	D	ST	TO	BS	PTS	AVG
1994-95	5	0	36	0	3	.000	1	4	.250	0	1	1	11	3	0	0	5	0	1	0.2

3-PT.FG.: 1994-95, 0-3 (.000)

RACKLEY, LUTHER

Xavier (Ohio) | Birthdate: June 11, 1946 | #42 | Drafted: 1969, 3rd round (37th overall) by Cinncinnati | HT: 6-10 | WT: 220

	G	GS	MIN	FG	FGA	PCT	FT	FTA	PCT	OFF	DEF	TOT	A	PF	D	ST	TO	BS	PTS	AVG
1973-74	9	0	68	5	13	.385	8	11	.727	5	17	22	0	11	0	3	—	4	18	2.0

RAMSEY, CAL

New York U. | Birthdate: July 13, 1937 | Drafted: N/A | HT: 6-4 | WT: 200

	G	GS	MIN	FG	FGA	PCT	FT	FTA	PCT	OFF	DEF	TOT	A	PF	D	ST	TO	BS	PTS	AVG
1960-61	2	—	27	2	11	.182	2	4	.500	—	—	7	3	7	0	—	—	—	6	3.0

RANDOLPH, SHAVLIK

Duke | Birthdate: Nov. 24, 1983 | #42 | Drafted: Undrafted | HT: 6-10 | WT: 240

	G	GS	MIN	FG	FGA	PCT	FT	FTA	PCT	OFF	DEF	TOT	A	PF	D	ST	TO	BS	PTS	AVG
2005-06	57	1	487	44	97	.454	43	71	.606	55	78	133	19	83	0	19	21	12	131	2.3
2006-07	13	6	179	23	48	.479	12	22	.545	19	35	54	4	23	0	7	9	10	58	4.5
2007-08	9	0	27	4	14	.286	0	0	---	9	2	11	3	5	0	1	2	3	8	0.9
TOTALS	**79**	**7**	**693**	**71**	**159**	**.447**	**55**	**93**	**.591**	**83**	**115**	**198**	**26**	**111**	**0**	**27**	**32**	**25**	**197**	**2.5**

PLAYOFFS

	G	GS	MIN	FG	FGA	PCT	FT	FTA	PCT	OFF	DEF	TOT	A	PF	D	ST	TO	BS	PTS	AVG
2007-08	2	0	4	0	1	.000	3	4	.750	0	0	0	0	0	0	0	0	0	3	1.5

RATKOVICZ, GEORGE

None | Birthdate: Nov. 13, 1922 | Drafted: N/A | HT: 6-7 | WT: 225

	G	GS	MIN	FG	FGA	PCT	FT	FTA	PCT	OFF	DEF	TOT	A	PF	D	ST	TO	BS	PTS	AVG
1949-50	62	—	—	162	439	.369	211	348	.606	—	—	—	124	201	—	—	—	—	535	8.6
1950-51	66	—	—	264	636	.415	321	439	.731	—	—	547	193	256	11	—	—	—	849	12.9
1951-52	66	—	1356	165	473	.349	163	242	.674	—	—	328	90	235	8	—	—	—	493	7.5
TOTALS	**194**	**—**	**1356**	**591**	**1548**	**.382**	**695**	**1029**	**.675**	**—**	**—**	**875**	**407**	**692**	**19**	**—**	**—**	**—**	**1877**	**9.7**

PLAYOFFS

	G	GS	MIN	FG	FGA	PCT	FT	FTA	PCT	OFF	DEF	TOT	A	PF	D	ST	TO	BS	PTS	AVG
1949-50	11	—	—	47	121	.388	50	73	.685	—	—	—	21	45	—	—	—	—	144	13.1
1950-51	7	—	—	28	59	.475	41	55	.745	—	—	63	14	33	0	—	—	—	97	13.9
1951-52	6	—	59	5	15	.333	8	20	.400	—	—	22	3	16	0	—	—	—	18	3.0
TOTALS	**24**	**—**	**59**	**80**	**195**	**.410**	**99**	**148**	**.669**	**—**	**—**	**85**	**38**	**94**	**0**	**—**	**—**	**—**	**259**	**10.8**

RATLIFF, THEO

Wyoming | Birthdate: Apr. 17, 1973 | #42/50 | Drafted: 1995, 1st round (18th overall) by Detroit | HT: 6-10 | WT: 225

	G	GS	MIN	FG	FGA	PCT	FT	FTA	PCT	OFF	DEF	TOT	A	PF	D	ST	TO	BS	PTS	AVG
1997-98	58	55	1861	249	486	.512	154	218	.706	175	251	426	42	209	6	38	82	203	652	11.2
1998-99	50	50	1627	197	419	.470	166	229	.725	139	268	407	30	180	8	45	92	149	560	11.2
1999-00	57	56	1795	247	491	.503	182	236	.771	140	295	435	36	185	4	32	108	171	676	11.9
2000-01	50	50	1800	228	457	.499	165	217	.760	125	288	413	58	165	3	30	126	187	621	12.4
2008-09	46	0	579	34	64	.531	21	35	.600	46	82	128	9	77	0	17	14	47	89	1.9
TOTALS	**261**	**211**	**7662**	**955**	**1917**	**.498**	**688**	**935**	**.736**	**625**	**1184**	**1809**	**175**	**816**	**21**	**162**	**422**	**757**	**2598**	**10.0**

PLAYOFFS

	G	GS	MIN	FG	FGA	PCT	FT	FTA	PCT	OFF	DEF	TOT	A	PF	D	ST	TO	BS	PTS	AVG
1998-99	7	7	204	20	43	.465	11	19	.579	23	28	51	6	19	0	5	7	18	51	7.3

1999-00	10	10	374	48	101	.475	34	47	.723	28	51	79	9	35	1	10	17	30	130	13.0
2008-09	6	0	94	9	11	.818	2	4	.500	6	17	23	0	24	0	1	4	4	20	3.3
TOTALS	**23**	**17**	**672**	**77**	**155**	**.497**	**47**	**70**	**.671**	**57**	**96**	**152**	**15**	**78**	**1**	**16**	**28**	**52**	**201**	**8.7**

ALL-STAR GAME

	G	GS	MIN	FG	FGA	PCT	FT	FTA	PCT	OFF	DEF	TOT	A	PF	D	ST	TO	BS	PTS	AVG
2001	SELECTED BUT DID NOT PLAY DUE TO INJURY																			

RAUTINS, LEO

Syracuse — **#11** — **HT: 6-8** — **WT: 215**
Birthday: Mar. 20, 1960 — **Drafted: 1983, 1st round (17th overall) by 76ers**

	G	GS	MIN	FG	FGA	PCT	FT	FTA	PCT	OFF	DEF	TOT	A	PF	D	ST	TO	BS	PTS	AVG
1983-84	28	3	196	21	58	.362	6	10	.600	9	24	33	29	31	0	9	19	2	48	1.7

PLAYOFFS

	G	GS	MIN	FG	FGA	PCT	FT	FTA	PCT	OFF	DEF	TOT	A	PF	D	ST	TO	BS	PTS	AVG
1983-84	3	0	5	1	3	.333	0	0	---	2	0	2	1	2	0	1	0	0	3	1.0

RAY, JIM

Toledo — **HT: 6-1** — **WT: 180**
Birthday: Jan. 12, 1934 — **Drafted: N/A**

	G	GS	MIN	FG	FGA	PCT	FT	FTA	PCT	OFF	DEF	TOT	A	PF	D	ST	TO	BS	PTS	AVG
1956-57	4	—	43	2	11	.182	3	5	.600	—	—	5	3	4	0	—	—	—	7	1.8
1959-60	4	—	21	1	6	.167	0	0	---	—	—	0	2	3	0	—	—	—	2	0.5
TOTALS	**8**	**—**	**64**	**3**	**17**	**.176**	**3**	**5**	**.600**	**—**	**—**	**5**	**5**	**7**	**0**	**—**	**—**	**—**	**9**	**1.1**

RAYMOND, CRAIG

Brigham Young — **#20** — **HT: 6-11** — **WT: 240**
Birthday: Apr. 5, 1945 — **Drafted: 1967, 1st round (12th overall) by 76ers**

	G	GS	MIN	FG	FGA	PCT	FT	FTA	PCT	OFF	DEF	TOT	A	PF	D	ST	TO	BS	PTS	AVG
1968-69	27	0	177	22	64	.344	11	17	.647	—	—	68	8	46	2	—	—	—	55	2.0

REDMOND, MARLON

San Francisco — **#4** — **HT: 6-6** — **WT: 200**
Birthday: Apr. 15, 1955 — **Drafted: 1977, 3rd round (60th overall) by Golden St.**

	G	GS	MIN	FG	FGA	PCT	FT	FTA	PCT	OFF	DEF	TOT	A	PF	D	ST	TO	BS	PTS	AVG
1978-79	4	0	23	1	12	.083	0	0	---	0	1	1	1	3	0	0	1	0	2	0.5

REID, JIM

Winston Salem — **#12** — **HT: 6-6** — **WT: 210**
Birthday: Aug. 3, 1945 — **Drafted: 1967, 5th round (53rd overall) by 76ers**

	G	GS	MIN	FG	FGA	PCT	FT	FTA	PCT	OFF	DEF	TOT	A	PF	D	ST	TO	BS	PTS	AVG
1967-68	6	—	52	10	20	.500	1	5	.200	—	—	11	3	6	0	—	—	—	21	3.5

REID, ROBERT

St. Mary's (TX) — **#50** — **HT: 6-8** — **WT: 210**
Birthday: Aug. 30, 1955 — **Drafted: 1977, 2nd round (40th overall) by Houston**

	G	GS	MIN	FG	FGA	PCT	FT	FTA	PCT	OFF	DEF	TOT	A	PF	D	ST	TO	BS	PTS	AVG
1990-91	3	0	37	2	14	.143	0	0	---	2	7	9	4	3	0	1	3	3	4	1.3

PLAYOFFS

	G	GS	MIN	FG	FGA	PCT	FT	FTA	PCT	OFF	DEF	TOT	A	PF	D	ST	TO	BS	PTS	AVG
1990-91	7	—	41	5	10	.500	0	0	---	1	8	9	2	8	0	1	2	0	10	1.4

3-PT. FG: 1990-91, 0-1 (.000)

RENTZIAS, EFTHIMIOS

F.C. Barcelona — **#14** — **HT: 6-11** — **WT: 250**
Birthday: Jan. 11, 1976 — **Drafted: 1996, 1st round (23rd overall) by Denver**

	G	GS	MIN	FG	FGA	PCT	FT	FTA	PCT	OFF	DEF	TOT	A	PF	D	ST	TO	BS	PTS	AVG
2002-03	35	0	143	20	59	.339	8	9	.889	10	16	26	7	21	0	6	4	2	52	1.5

3-PT. FG: 2002-03, 4-8 (.500)

PLAYOFFS

	G	GS	MIN	FG	FGA	PCT	FT	FTA	PCT	OFF	DEF	TOT	A	PF	D	ST	TO	BS	PTS	AVG
2002-03	ON PLAYOFF ROSTER BUT DID NOT PLAY.																			

RICHARDSON, CLINT

Seattle — **#4** — **HT: 6-3** — **WT: 195**
Birthday: Aug. 6, 1956 — **Drafted: 1979, 2nd round (36th overall) by 76ers**

	G	GS	MIN	FG	FGA	PCT	FT	FTA	PCT	OFF	DEF	TOT	A	PF	D	ST	TO	BS	PTS	AVG
1979-80	52	34	988	159	348	.457	28	45	.622	55	68	123	107	97	0	24	64	15	347	6.7
1980-81	77	1	1313	227	464	.489	84	108	.778	83	93	176	152	102	0	36	110	10	538	7.0
1981-82	77	0	1040	140	310	.452	69	88	.784	55	63	118	109	109	0	36	79	9	351	4.6
1982-83	77	1	1755	259	559	.463	71	111	.640	98	149	247	168	164	0	71	99	18	589	7.6
1983-84	69	12	1571	221	473	.467	79	103	.767	62	103	165	155	145	0	49	100	23	521	7.6
1984-85	74	20	1531	183	404	.453	76	89	.854	60	95	155	157	143	0	37	78	15	443	6.0
TOTALS	**426**	**68**	**8198**	**1189**	**2558**	**.465**	**407**	**544**	**.748**	**413**	**571**	**984**	**848**	**760**	**0**	**253**	**530**	**90**	**2789**	**6.5**

3-PT. FG: 1979-80, 1-3 (.333); 1980-81, 0-1 (.000); 1981-82, 2-2 (1.000); 1982-83, 0-6 (.000); 1983-84, 0-4 (.000); 1984-85, 1-3 (.333); TOTALS, 4-19 (.211)

PLAYOFFS	G	GS	MIN	FG	FGA	PCT	FT	FTA	PCT	OFF	DEF	TOT	A	PF	D	ST	TO	BS	PTS	AVG
1979-80	3	—	3	1	3	.333	0	0	---	0	0	0	0	0	0	1	1	0	2	0.7
1980-81	13	—	181	20	38	.526	9	17	.529	9	12	21	12	15	0	6	8	3	49	3.8
1981-82	21	—	415	47	104	.452	17	30	.567	29	40	69	40	48	0	13	21	5	111	5.3
1982-83	13	—	319	37	83	.446	14	17	.824	14	25	39	23	37	0	15	14	3	88	6.8
1983-84	5	—	115	13	23	.565	11	12	.917	4	12	16	10	17	0	3	4	1	37	7.4
1984-85	13	—	281	53	94	.564	9	10	.900	14	24	38	27	23	0	10	17	2	115	8.8
TOTALS	**68**	**—**	**1314**	**171**	**345**	**.496**	**60**	**86**	**.698**	**70**	**113**	**183**	**112**	**140**	**0**	**48**	**65**	**14**	**402**	**5.9**

3-PT. FG: 1979-80, 0-2 (.000)

RICHARDSON, JASON

Michigan State — **#23** — **HT: 6-6** — **WT: 220**
Birthday: Jan. 20, 1981 — **Drafted: 2001, 1st round (5th overall) by Golden State**

	G	GS	MIN	FG	FGA	PCT	FT	FTA	PCT	OFF	DEF	TOT	A	PF	D	ST	TO	BS	PTS	AVG
2012-13	33	33	936	135	336	.402	20	33	.606	19	108	127	51	57	0	40	26	15	347	10.5
2013-14	INACTIVE - COACH'S DECISION																			
2014-15	19	15	416	62	178	.348	17	22	.773	13	53	66	38	28	0	13	16	3	172	9.1
TOTALS	**33**	**33**	**936**	**135**	**336**	**.402**	**20**	**33**	**.606**	**19**	**108**	**127**	**51**	**57**	**0**	**40**	**26**	**15**	**347**	**10.5**

3-PT FG: 2012-13, 57-167 (.341); 2014-15, 31-96 (.348); TOTALS, 88-263 (.335)

ROBERTS, JOE

Ohio State — **HT: 6-6** — **WT: 215**
Birthday: May 18, 1936 — **Drafted: N/A**

	G	GS	MIN	FG	FGA	PCT	FT	FTA	PCT	OFF	DEF	TOT	A	PF	D	ST	TO	BS	PTS	AVG
1960-61	68	—	800	130	351	.370	62	104	.596	—	—	243	43	125	0	—	—	—	322	4.7
1961-62	80	—	1642	243	619	.393	129	194	.665	—	—	538	50	230	4	—	—	—	615	7.7
1962-63	33	—	466	73	196	.372	35	51	.686	—	—	155	16	66	1	—	—	—	181	5.5
TOTALS	**181**	**—**	**2908**	**446**	**1166**	**.383**	**226**	**349**	**.648**	**—**	**—**	**936**	**109**	**421**	**5**	**—**	**—**	**—**	**1118**	**6.2**

PLAYOFFS

	G	GS	MIN	FG	FGA	PCT	FT	FTA	PCT	OFF	DEF	TOT	A	PF	D	ST	TO	BS	PTS	AVG
1960-61	5	—	20	3	10	.300	0	0	---	—	—	4	0	3	0	—	—	—	6	1.2
1961-62	4	—	64	8	22	.364	10	14	.714	—	—	28	0	9	0	—	—	—	26	6.5
TOTALS	**9**	**0**	**84**	**11**	**32**	**.344**	**10**	**14**	**.714**	**—**	**—**	**32**	**0**	**12**	**0**	**—**	**—**	**—**	**32**	**3.6**

ROBERTS, STANLEY

LSU — **#53** — **HT: 7-0** — **WT: 290**
Birthday: Feb. 7, 1970 — **Drafted: 1991, 1st round (23rd overall) by Orlando**

	G	GS	MIN	FG	FGA	PCT	FT	FTA	PCT	OFF	DEF	TOT	A	PF	D	ST	TO	BS	PTS	AVG
1999-00	5	1	51	5	16	.313	0	3	.000	6	9	15	3	15	0	1	2	1	10	2.0

ROBINSON, CLIFF

USC — **#4** — **HT: 6-9** — **WT: 240**
Birthday: Mar. 13, 1960 — **Drafted: 1979, 1st round (11th overall) by New Jersey**

	G	GS	MIN	FG	FGA	PCT	FT	FTA	PCT	OFF	DEF	TOT	A	PF	D	ST	TO	BS	PTS	AVG
1986-87	55	30	1586	338	729	.464	139	184	.755	86	221	307	89	150	1	86	123	30	815	14.8
1987-88	62	51	2110	483	1041	.464	210	293	.717	116	289	405	131	192	4	79	161	39	1178	19.0
1988-89	14	13	416	90	187	.481	32	44	.727	19	56	75	32	37	0	17	34	2	212	15.1
TOTALS	**131**	**94**	**4112**	**911**	**1957**	**.466**	**381**	**521**	**.731**	**221**	**566**	**787**	**252**	**379**	**5**	**182**	**318**	**71**	**2205**	**16.8**

3-PT. FG: 1986-87, 0-4 (.000); 1987-88, 2-9 (.222); 1988-89, 0-1 (.000); TOTALS, 2-14 (.143)

CLIFF ROBINSON PLAYOFFS

	G	GS	MIN	FG	FGA	PCT	FT	FTA	PCT	OFF	DEF	TOT	A	PF	D	ST	TO	BS	PTS	AVG
1986-87	5	—	138	30	61	.492	13	15	.867	10	33	43	6	15	0	3	8	7	73	14.6

ROBINSON, GLENN

Purdue — **#31** — **HT: 6-7** — **WT: 240**
Birthday: Jan. 10, 1973 — **Drafted: 1994, 1st round (1st overall) by Milwaukee**

	G	GS	MIN	FG	FGA	PCT	FT	FTA	PCT	OFF	DEF	TOT	A	PF	D	ST	TO	BS	PTS	AVG
2003-04	42	42	1336	275	614	.448	114	137	.832	46	143	189	57	96	1	42	106	9	698	16.6

3-PT FG: 2003-04, 34-100 (.340)

ROBINSON III, GLENN

Michigan — **#1** — **HT: 6-7** — **WT: 222**
Birthday: Jan. 8, 1994 — **Drafted: 2014, 2nd round (40th overall) by Minnesota**

	G	GS	MIN	FG	FGA	PCT	FT	FTA	PCT	OFF	DEF	TOT	A	PF	D	ST	TO	BS	PTS	AVG
2014-15	10	1	153	18	43	.419	4	8	.500	11	14	25	8	10	0	3	8	1	44	4.4

3-PT. FG: 2014-15, 4-13 (.308)

ROBINSON, THOMAS

Kansas — **#41** — **HT: 6-10** — **WT: 237**
Birthday: Mar. 17, 1991 — **Drafted: 2012, 1st round (5th overall) by Sacramento**

	G	GS	MIN	FG	FGA	PCT	FT	FTA	PCT	OFF	DEF	TOT	A	PF	D	ST	TO	BS	PTS	AVG
2014-15	22	0	407	79	169	.467	35	58	.603	62	108	170	24	50	0	16	26	9	193	8.8

3-PT. FG: 2014-15, 0-2 (.000)

ROCHA, RED

Hawaii; Oregon State — **#16** — **HT: 6-9** — **WT: 195**
Birthday: Sept. 18, 1923 — **Drafted: N/A**

	G	GS	MIN	FG	FGA	PCT	FT	FTA	PCT	OFF	DEF	TOT	A	PF	D	ST	TO	BS	PTS	AVG
1951-52	66	—	2543	300	749	.401	254	330	.770	—	—	549	128	249	4	—	—	—	854	12.9
1952-53	69	—	2454	268	690	.388	234	310	.755	—	—	510	137	257	5	—	—	—	770	11.2
1954-55	72	—	2473	295	801	.368	222	284	.782	—	—	489	178	242	5	—	—	—	812	11.3
1955-56	72	—	1883	250	692	.361	220	281	.783	—	—	416	131	244	6	—	—	—	720	10.0
TOTALS	**279**	**—**	**9353**	**1113**	**2932**	**.380**	**930**	**1205**	**.772**	**—**	**—**	**1964**	**574**	**992**	**20**	**—**	**—**	**—**	**3156**	**11.3**

RED ROCHA PLAYOFFS

	G	GS	MIN	FG	FGA	PCT	FT	FTA	PCT	OFF	DEF	TOT	A	PF	D	ST	TO	BS	PTS	AVG
1951-52	7	—	276	41	95	.432	37	51	.725	—	—	48	10	36	3	—	—	—	119	17.0
1952-53	2	—	107	10	26	.385	11	14	.786	—	—	17	7	11	1	—	—	—	31	15.5
1954-55	11	—	371	46	110	.418	44	58	.759	—	—	74	14	45	1	—	—	—	136	12.4
1955-56	8	—	189	23	68	.338	22	26	.846	—	—	52	15	37	3	—	—	—	68	8.5
TOTALS	**28**	**—**	**943**	**120**	**299**	**.401**	**114**	**149**	**.765**	**—**	**—**	**191**	**46**	**129**	**8**	**—**	**—**	**—**	**354**	**12.6**

RED ROCHA ALL-STAR GAME

	G	GS	MIN	FG	FGA	PCT	FT	FTA	PCT	OFF	DEF	TOT	A	PF	D	ST	TO	BS	PTS	AVG
1952	1	0	28	5	11	.455	2	2	1.000	—	—	5	2	—	—	—	—	—	12	12.0

ROGERS, RODNEY

Wake Forest — #54 — HT: 6-7 — WT: 280
Birthdate: June 20, 1971 — Drafted: 1993, 1st round (9th overall) by Denver

	G	GS	MIN	FG	FGA	PCT	FT	FTA	PCT	OFF	DEF	TOT	A	PF	D	ST	TO	BS	PTS	AVG
2004-05	28	7	485	63	161	.391	20	28	.714	33	71	104	26	69	0	22	20	8	169	6.0

3-PT FG: 2004-05, 23-76 (.303)

PLAYOFFS

	G	GS	MIN	FG	FGA	PCT	FT	FTA	PCT	OFF	DEF	TOT	A	PF	D	ST	TO	BS	PTS	AVG
2004-05	4	0	49	6	13	.462	5	7	.714	0	4	4	1	4	0	0	1	2	20	5.0

3-PT FG: 2004-05, 3-8 (.375)

ROWINSKI, JIM

Purdue — #11 — HT: 6-8 — WT: 255
Birthdate: Jan. 4, 1961 — Drafted: 1984, 4th round (86th overall) by Utah

	G	GS	MIN	FG	FGA	PCT	FT	FTA	PCT	OFF	DEF	TOT	A	PF	D	ST	TO	BS	PTS	AVG
1988-89	3	0	7	1	2	.500	1	2	.500	1	2	3	0	0	0	0	0	0	3	1.0

RUFFIN, MICHAEL

Tulsa — #51 — HT: 6-9 — WT: 246
Birthdate: Jan. 21, 1977 — Drafted: 1999, 2nd round (32nd overall) by Chicago

	G	GS	MIN	FG	FGA	PCT	FT	FTA	PCT	OFF	DEF	TOT	A	PF	D	ST	TO	BS	PTS	AVG
2001-02	15	0	169	7	26	.269	2	8	.250	23	28	51	5	23	0	5	11	8	16	1.1

RUFFIN, TREVOR

Hawaii — #8 — HT: 6-1 — WT: 200
Birthdate: Sept. 26, 1970 — Drafted: Undrafted (1994)

	G	GS	MIN	FG	FGA	PCT	FT	FTA	PCT	OFF	DEF	TOT	A	PF	D	ST	TO	BS	PTS	AVG
1995-96	61	23	1551	263	648	.406	148	182	.813	21	111	132	269	132	0	43	149	2	778	12.8

3-PT. FG: 1995-96, 104-284 (.366)

RULAND, JEFF

Iona — #43 — HT: 6-11 — WT: 275
Birthdate: Dec. 16, 1958 — Drafted: 1980, 2nd round (25th overall) by Golden St.

	G	GS	MIN	FG	FGA	PCT	FT	FTA	PCT	OFF	DEF	TOT	A	PF	D	ST	TO	BS	PTS	AVG
1986-87	5	2	116	19	28	.679	9	12	.750	12	16	28	10	13	0	0	10	4	47	9.4
1991-92	13	5	209	20	38	.526	11	16	.688	16	31	47	5	45	0	7	20	4	51	3.9
TOTALS	**18**	**7**	**325**	**39**	**66**	**.591**	**20**	**28**	**.714**	**28**	**47**	**75**	**15**	**58**	**0**	**7**	**30**	**8**	**98**	**5.4**

RULE, BOB

Colorado State — #45 — HT: 6-9 — WT: 235
Birthdate: June 29, 1944 — Drafted: 1967, 2nd round (19th overall) by Seattle

	G	GS	MIN	FG	FGA	PCT	FT	FTA	PCT	OFF	DEF	TOT	A	PF	D	ST	TO	BS	PTS	AVG
1971-72	60	53	1987	416	934	.445	203	292	.695	—	—	479	110	162	4	—	—	—	1035	17.3
1972-73	3	0	12	0	1	.000	0	0	---	—	—	2	1	2	0	—	—	—	0	0.0
TOTALS	**63**	**53**	**1999**	**416**	**935**	**.445**	**203**	**292**	**.695**	**—**	**—**	**481**	**111**	**164**	**4**	**—**	**—**	**—**	**1035**	**16.4**

RUSH, KAREEM

Missouri — #14 — HT: 6-6 — WT: 215
Birthdate: October 30, 1980 — Drafted: 2002, 1st round (20th overall) by Toronto

	G	GS	MIN	FG	FGA	PCT	FT	FTA	PCT	OFF	DEF	TOT	A	PF	D	ST	TO	BS	PTS	AVG
2008-09	25	1	199	20	58	.345	4	4	1.000	0	15	15	15	10	0	5	10	1	54	2.2

3-PT. FG: 2008-09, 10-33 (.303)

SALMONS, JOHN

Miami — #7 — HT: 6-7 — WT: 210
Birthdate: Dec. 12, 1979 — Drafted: 2002, 1st round (26th overall) by San Antonio

	G	GS	MIN	FG	FGA	PCT	FT	FTA	PCT	OFF	DEF	TOT	A	PF	D	ST	TO	BS	PTS	AVG
2002-03	64	1	505	48	116	.414	26	35	.743	16	43	59	47	53	1	17	29	6	132	2.1
2003-04	77	24	1603	161	416	.387	71	92	.772	38	158	196	134	122	0	62	77	16	443	5.8
2004-05	58	8	993	85	210	.405	35	48	.729	12	109	121	114	92	1	40	51	13	236	4.1
2005-06	82	24	2059	219	521	.420	155	200	.775	48	172	220	223	178	0	73	125	13	619	7.5
TOTALS	**281**	**57**	**5160**	**513**	**1263**	**.406**	**287**	**375**	**.765**	**114**	**482**	**596**	**518**	**445**	**2**	**192**	**282**	**48**	**1430**	**5.1**

3-PT FG: 2002-03, 10-31 (.323); 2003-04, 50-147 (.340); 2004-05, 31-91 (.341); 2005-06, 26-87 (.299); TOTALS, 117-356 (.329)

PLAYOFFS

	G	GS	MIN	FG	FGA	PCT	FT	FTA	PCT	OFF	DEF	TOT	A	PF	D	ST	TO	BS	PTS	AVG
2002-03	6	0	16	0	1	.000	0	2	.000	0	3	3	0	0	0	0	2	0	0	0.0
2004-05	2	0	4	0	0	---	0	0	---	0	0	0	1	0	0	0	0	0	0	0.0
TOTALS	**8**	**0**	**20**	**0**	**1**	**.000**	**0**	**2**	**.000**	**0**	**3**	**3**	**1**	**0**	**0**	**0**	**2**	**0**	**0**	**0.0**

3-PT. FG: 2002-03, 0-1 (.000); 2004-05, 0-0 (---).; TOTALS, 0-1 (.000)

SAMPSON, JaKARR

St. John's — #9 — HT: 6-9 — WT: 214
Birthdate: Mar. 20, 1993 — Drafted: Undrafted

	G	GS	MIN	FG	FGA	PCT	FT	FTA	PCT	OFF	DEF	TOT	A	PF	D	ST	TO	BS	PTS	AVG
2014-15	74	32	1131	146	346	.422	63	94	.670	35	128	163	77	135	0	38	76	26	386	5.2
2015-16	47	18	691	86	202	.426	62	97	.639	30	99	129	30	91	1	11	51	16	240	5.1
TOTALS	**121**	**50**	**1822**	**232**	**548**	**.423**	**125**	**191**	**.654**	**65**	**227**	**292**	**107**	**226**	**1**	**49**	**127**	**42**	**626**	**5.2**

3-PT. FG: 2014-15, 31-127 (.244); 2015-16, 6-34 (.176); TOTALS, 37-161 (.230)

SANCHEZ, JUAN (PEPE)

Temple — #4 — HT: 6-4 — WT: 195
Birthdate: Nov. 17, 1975 — Drafted: Undrafted

	G	GS	MIN	FG	FGA	PCT	FT	FTA	PCT	OFF	DEF	TOT	A	PF	D	ST	TO	BS	PTS	AVG
2000-01	29	0	150	9	28	.321	2	2	1.000	3	12	15	41	21	0	11	6	1	20	0.7

SATTERFIELD, KENNY

Cincinnati — #12 — HT: 6-2 — WT: 170
Birthdate: April 10, 1981 — Drafted: 2001, 1st round (25th overall) by Dallas

	G	GS	MIN	FG	FGA	PCT	FT	FTA	PCT	OFF	DEF	TOT	A	PF	D	ST	TO	BS	PTS	AVG
2002-03	17	0	82	4	18	.222	1	2	.500	4	4	8	15	6	0	2	7	0	9	0.5

SAVAGE, DON

LeMoyne — HT: 6-3 — WT: 205
Birthdate: April 9, 1928 — Drafted: N/A

	G	GS	MIN	FG	FGA	PCT	FT	FTA	PCT	OFF	DEF	TOT	A	PF	D	ST	TO	BS	PTS	AVG
1951-52	12	—	118	9	43	.209	18	28	.643	—	—	24	12	22	0	—	—	—	36	3.0
1956-57	5	—	55	6	19	.316	6	7	.857	—	—	7	2	7	0	—	—	—	18	3.6
TOTALS	**17**	**—**	**173**	**15**	**62**	**.242**	**24**	**35**	**.686**	**—**	**—**	**31**	**14**	**29**	**0**	**—**	**—**	**—**	**54**	**3.2**

SCHAFER, BOB

Villanova — HT: 6-3 — WT: 195
Birth Date: 1933 — Drafted: N/A

	G	GS	MIN	FG	FGA	PCT	FT	FTA	PCT	OFF	DEF	TOT	A	PF	D	ST	TO	BS	PTS	AVG
1955-56*	54	—	578	81	270	.300	62	81	.765	—	—	71	53	75	0	—	—	—	224	4.1
1956-57	11	—	167	19	66	.288	11	13	.846	—	—	11	15	16	1	—	—	—	49	4.5
TOTALS	**65**	**—**	**745**	**100**	**336**	**.298**	**73**	**94**	**.777**	**—**	**—**	**82**	**68**	**91**	**1**	**—**	**—**	**—**	**273**	**4.2**

PLAYOFFS

	G	GS	MIN	FG	FGA	PCT	FT	FTA	PCT	OFF	DEF	TOT	A	PF	D	ST	TO	BS	PTS	AVG
1955-56	4	—	39	3	20	.150	5	6	.833	—	—	9	1	8	1	—	—	—	11	2.8

SCHAYES, DOLPH

New York University — #4 — HT: 6-8 — WT: 220
Birthdate: May 19, 1928 — Drafted: Undrafted by NBA teams

	G	GS	MIN	FG	FGA	PCT	FT	FTA	PCT	OFF	DEF	TOT	A	PF	D	ST	TO	BS	PTS	AVG
1948-49(N)	63	—	—	271	—	—	267	370	.722	—	—	—	—	232	—	—	—	—	809	12.8
1949-50	64	—	—	348	903	.385	376	486	.774	—	—	—	259	225	—	—	—	—	1072	16.8
1950-51	66	—	—	332	930	.357	457	608	.752	—	—	1080	251	271	9	—	—	—	1121	17.0
1951-52	63	—	2004	263	740	.355	342	424	.807	—	—	773	182	213	5	—	—	—	868	13.8
1952-53	71	—	2668	375	1002	.374	512	619	.827	—	—	920	227	271	9	—	—	—	1262	17.8
1953-54	72	—	2655	370	973	.380	488	590	.827	—	—	870	214	232	4	—	—	—	1228	17.1
1954-55	72	—	2526	422	1103	.383	489	587	.833	—	—	887	213	247	6	—	—	—	1333	18.5
1955-56	72	—	2517	465	1202	.387	542	632	.858	—	—	891	200	251	9	—	—	—	1472	20.4
1956-57	72	—	2851	496	1308	.379	625	691	.904	—	—	1008	229	219	5	—	—	—	1617	22.5
1957-58	72	—	2918	581	1458	.398	629	696	.904	—	—	1022	224	244	6	—	—	—	1791	24.9
1958-59	72	—	2645	504	1304	.387	526	609	.864	—	—	962	178	280	9	—	—	—	1534	21.3
1959-60	75	—	2741	578	1440	.401	533	597	.893	—	—	959	256	263	10	—	—	—	1689	22.5
1960-61	79	—	3007	594	1595	.372	680	783	.868	—	—	960	296	296	9	—	—	—	1868	23.6
1961-62	56	—	1480	268	751	.357	286	319	.897	—	—	439	120	167	4	—	—	—	822	14.7
1962-63	66	—	1438	223	575	.388	181	206	.879	—	—	375	175	177	2	—	—	—	627	9.5
1963-64	24	—	350	44	143	.308	46	57	.807	—	—	110	48	76	3	—	—	—	134	5.6
TOTALS	**1059**	**—**	**29800**	**6134**	**15427**	**—**	**6979**	**8274**	**.843**	**—**	**—**	**11256**	**3072**	**3664**	**90**	**—**	**—**	**—**	**19247**	**18.2**

DOLPH SCHAYES PLAYOFFS

	G	GS	MIN	FG	FGA	PCT	FT	FTA	PCT	OFF	DEF	TOT	A	PF	D	ST	TO	BS	PTS	AVG
1948-49(N)	6	—	—	27	—	—	32	42	.762	—	—	—	—	26	—	—	—	—	86	14.3
1949-50	11	—	—	57	148	.385	74	101	.733	—	—	—	28	43	—	—	—	—	188	17.1
1950-51	7	—	—	47	105	.448	49	64	.766	—	—	102	20	28	2	—	—	—	143	20.4
1951-52	7	—	248	41	91	.451	60	78	.769	—	—	90	15	34	2	—	—	—	142	20.3
1952-53	2	—	58	4	16	.250	10	13	.769	—	—	17	1	7	0	—	—	—	18	9.0
1953-54	13	—	374	64	140	.457	80	108	.741	—	—	136	24	40	1	—	—	—	208	16.0
1954-55	11	—	363	60	167	.359	89	106	.840	—	—	141	40	48	3	—	—	—	209	19.0
1955-56	8	—	310	52	142	.366	73	83	.880	—	—	111	27	27	0	—	—	—	177	22.1
1956-57	5	—	215	29	95	.305	49	55	.891	—	—	90	14	18	0	—	—	—	107	21.4
1957-58	3	—	131	25	64	.391	30	36	.833	—	—	45	6	10	0	—	—	—	80	26.7
1958-59	9	—	351	78	195	.400	98	107	.916	—	—	117	41	36	0	—	—	—	254	28.2
1959-60	3	—	126	30	66	.455	28	30	.933	—	—	48	8	10	0	—	—	—	88	29.3
1960-61	8	—	308	51	152	.336	63	70	.900	—	—	91	21	32	2	—	—	—	165	20.6
1961-62	5	—	95	24	66	.364	9	13	.692	—	—	35	5	21	0	—	—	—	57	11.4
1962-63	5	—	108	20	44	.455	11	12	.917	—	—	28	7	17	0	—	—	—	51	10.2
TOTALS	**103**	**—**	**2687**	**609**	**1491**	**—**	**755**	**918**	**.822**	**—**	**—**	**1051**	**257**	**397**	**10**	**—**	**—**	**—**	**1973**	**19.2**

ALL-STAR GAME

	G	GS	MIN	FG	FGA	PCT	FT	FTA	PCT	OFF	DEF	TOT	A	PF	D	ST	TO	BS	PTS	AVG
1951	1	1	—	7	10	.700	1	2	.500	—	—	14	3	—	—	—	—	—	15	—

	G	GS	MIN	FG	FGA	PCT	FT	FTA	PCT	OFF	DEF	TOT	A	PF	D	ST	TO	BS	PTS	AVG
1952	SELECTED BUT DID NOT PLAY DUE TO INJURY																			
1953	1	1	26	2	7	.286	4	4	1.000	—	—	13	3	—	—	—	—	—	8	—
1954	1	1	24	1	3	.333	4	6	.667	—	—	12	1	—	—	—	—	—	6	—
1955	1	1	19	6	12	.500	3	3	1.000	—	—	13	1	—	—	—	—	—	15	—
1956	1	1	25	4	8	.500	6	10	.600	—	—	4	2	—	—	—	—	—	14	—
1957	1	0	25	4	6	.667	1	1	1.000	—	—	10	1	—	—	—	—	—	9	—
1958	1	1	39	6	15	.400	6	6	1.000	—	—	9	2	—	—	—	—	—	18	—
1959	1	0	22	3	11	.273	7	8	.875	—	—	13	1	—	—	—	—	—	13	—
1960	1	1	27	8	19	.421	3	3	1.000	—	—	10	0	—	—	—	—	—	19	—
1961	1	1	27	7	15	.467	7	7	1.000	—	—	6	3	—	—	—	—	—	21	—
1962	1	1	4	0	0	---	0	0	---	—	—	1	0	—	—	—	—	—	0	—
TOTALS	**11**	**9**	**238**	**48**	**106**	**.453**	**42**	**50**	**.840**	**—**	**—**	**105**	**17**	**—**	**—**	**—**	**—**	**—**	**138**	**12.5**

SCHLUETER, DALE

Colorado State — #54 — HT: 6-10 — WT: 225
Birthdate: Nov. 12, 1945 — Drafted: 1967, 6th round (63rd overall) by San Francisco

	G	GS	MIN	FG	FGA	PCT	FT	FTA	PCT	OFF	DEF	TOT	A	PF	D	ST	TO	BS	PTS	AVG
1972-73	78	10	1136	166	317	.524	86	123	.699	—	—	354	103	166	0	—	—	—	418	5.4

SCHOENE, RUSS

Tennessee-Chattanooga — #3 — HT: 6-10 — WT: 210
Birthdate: Apr. 16, 1960 — Drafted: 1982, 2nd round (45th overall) by 76ers

	G	GS	MIN	FG	FGA	PCT	FT	FTA	PCT	OFF	DEF	TOT	A	PF	D	ST	TO	BS	PTS	AVG
1982-83	46	2	702	106	207	.512	21	28	.750	52	102	154	32	118	2	13	46	9	233	5.1

3-PT.FG: 1982-83, 0-1 (.000)

SCHOLZ, DAVE

Illinois — #25 — HT: 6-8 — WT: 220
Birthdate: Apr. 12, 1948 — Drafted: 1969, 4th round (56th overall) by 76ers

	G	GS	MIN	FG	FGA	PCT	FT	FTA	PCT	OFF	DEF	TOT	A	PF	D	ST	TO	BS	PTS	AVG
1969-70	1	—	1	1	1	1.000	0	0	---	—	—	0	0	0	0	—	—	—	2	2.0

SCOLARI, FREDDIE

San Francisco — HT: 5-11 — WT: 180
Birthdate: March 1, 1922 — Drafted: N/A

	G	GS	MIN	FG	FGA	PCT	FT	FTA	PCT	OFF	DEF	TOT	A	PF	D	ST	TO	BS	PTS	AVG
1950-51*	66	—	—	302	923	.327	279	331	.843	—	—	218	255	183	1	—	—	—	883	13.4

PLAYOFFS

	G	GS	MIN	FG	FGA	PCT	FT	FTA	PCT	OFF	DEF	TOT	A	PF	D	ST	TO	BS	PTS	AVG
1950-51	7	—	—	33	93	.355	22	27	.815	—	—	41	16	23	1	—	—	—	88	12.6

SELVY, FRANK

Furman — HT: 6-3 — WT: 180
Birthdate: Nov. 9, 1932 — Drafted: N/A

	G	GS	MIN	FG	FGA	PCT	FT	FTA	PCT	OFF	DEF	TOT	A	PF	D	ST	TO	BS	PTS	AVG
1959-60*	62	—	1308	205	521	.393	153	208	.736	—	—	175	111	101	1	—	—	—	563	9.1

SEYMOUR, PAUL

Toledo — #5 — HT: 6-2 — WT: 180
Birthdate: Jan. 30, 1928 — Drafted: N/A

	G	GS	MIN	FG	FGA	PCT	FT	FTA	PCT	OFF	DEF	TOT	A	PF	D	ST	TO	BS	PTS	AVG
1947-48(N)	30	—	—	79	—	—	47	64	.734	—	—	—	—	54	—	—	—	—	205	6.8
1948-49(N)	63	—	—	120	—	—	70	106	.660	—	—	—	—	150	—	—	—	—	310	4.9
1949-50	62	—	—	175	524	.334	126	176	.716	—	—	—	189	157	—	—	—	—	476	7.7
1950-51	51	—	—	125	385	.325	117	159	.736	—	—	194	187	138	0	—	—	—	367	7.2
1951-52	66	—	2209	206	615	.335	186	245	.759	—	—	225	220	165	4	—	—	—	598	9.1
1952-53	67	—	2684	306	798	.383	340	416	.817	—	—	246	294	210	3	—	—	—	952	14.2
1953-54	71	—	2727	316	838	.377	299	368	.813	—	—	291	364	187	2	—	—	—	931	13.1
1954-55	72	—	2950	375	1036	.362	300	370	.811	—	—	300	483	167	0	—	—	—	1050	14.6
1955-56	57	—	1826	227	670	.339	188	233	.807	—	—	152	276	130	1	—	—	—	642	11.3
1956-57	65	—	1235	143	442	.324	101	123	.821	—	—	130	193	91	0	—	—	—	387	6.0
1957-58	64	—	763	107	315	.340	53	63	.841	—	—	107	93	88	0	—	—	—	267	4.2
1958-59	21	—	266	32	98	.327	26	29	.897	—	—	39	36	25	0	—	—	—	90	4.3
1959-60	4	—	7	0	4	.000	0	0	---	—	—	1	0	1	0	—	—	—	0	0.0
TOTALS	**693**	**—**	**14557**	**2211**	**5725**	**—**	**1853**	**2352**	**.788**	**—**	**—**	**1685**	**2335**	**1563**	**10**	**—**	**—**	**—**	**6275**	**9.1**

PAUL SEYMOUR PLAYOFFS (Totals do not include statistics from 1947-49)

	G	GS	MIN	FG	FGA	PCT	FT	FTA	PCT	OFF	DEF	TOT	A	PF	D	ST	TO	BS	PTS	AVG
1947-48(N)	STATISTICS NOT AVAILABLE																			
1948-49(N)	STATISTICS NOT AVAILABLE																			
1949-50	11	—	—	27	93	.290	24	28	.857	—	—	—	34	32	—	—	—	—	78	7.1
1950-51	7	—	—	10	48	.208	14	21	.667	—	—	26	25	22	1	—	—	—	34	4.9
1951-52	7	—	270	25	60	.417	35	43	.814	—	—	26	25	33	1	—	—	—	85	12.1
1952-53	2	—	112	9	24	.375	18	19	.947	—	—	10	8	11	1	—	—	—	36	18.0
1953-54	13	—	559	59	143	.413	76	94	.809	—	—	34	60	39	1	—	—	—	194	14.9
1954-55	11	—	410	46	149	.309	45	50	.900	—	—	43	75	21	0	—	—	—	137	12.5
1955-56	7	—	153	16	55	.291	15	20	.750	—	—	11	18	11	0	—	—	—	47	6.7
1956-57	5	—	98	8	37	.216	5	6	.833	—	—	10	8	11	0	—	—	—	21	4.2
1957-58	3	—	50	8	23	.348	2	3	.667	—	—	4	4	5	0	—	—	—	18	6.0
TOTALS	**66**	**—**	**1652**	**208**	**632**	**.329**	**234**	**284**	**.824**	**—**	**—**	**164**	**257**	**185**	**4**	**—**	**—**	**—**	**650**	**9.8**

ALL-STAR GAME

	G	GS	MIN	FG	FGA	PCT	FT	FTA	PCT	OFF	DEF	TOT	A	PF	D	ST	TO	BS	PTS	AVG
1953	1	0	14	2	3	.667	1	2	.500	—	—	3	2	—	—	—	—	—	5	
1954	1	0	19	2	6	.333	4	4	1.000	—	—	1	3	—	—	—	—	—	8	
1955	1	0	16	3	8	.375	2	2	1.000	—	—	3	1	—	—	—	—	—	8	
TOTALS	**3**	**0**	**49**	**7**	**17**	**.412**	**7**	**8**	**.875**	**—**	**—**	**7**	**6**	**—**	**—**	**—**	**—**	**—**	**21**	**7.0**

SHACKLEFORD, CHARLES

North Carolina State — #17 — HT: 6-10 — WT: 225
Birthdate: Apr. 22, 1966 — Drafted: 1988, 2nd round (32nd overall) by New Jersey

	G	GS	MIN	FG	FGA	PCT	FT	FTA	PCT	OFF	DEF	TOT	A	PF	D	ST	TO	BS	PTS	AVG
1991-92	72	62	1399	205	422	.486	63	95	.663	145	270	415	46	205	3	38	62	51	473	6.6
1992-93	48	0	568	80	164	.488	31	49	.633	65	140	205	26	92	1	13	36	25	191	4.0
TOTALS	**120**	**62**	**1967**	**285**	**586**	**.486**	**94**	**144**	**.653**	**210**	**410**	**620**	**72**	**297**	**4**	**51**	**98**	**76**	**664**	**5.5**

3-PT. FG: 1991-92, 0-1 (.000); 1992-93, 0-2 (.000); TOTALS, 0-3 (.000)

SHAFFER II, LEE

North Carolina — #22 — HT: 6-7 — WT: 220
Birthdate: Feb. 23, 1939 — Drafted: 1960, 1st round (5th overall) by Syracuse

	G	GS	MIN	FG	FGA	PCT	FT	FTA	PCT	OFF	DEF	TOT	A	PF	D	ST	TO	BS	PTS	AVG
1961-62	75	—	2083	514	1180	.436	239	310	.771	—	—	511	99	266	6	—	—	—	1267	16.9
1962-63	80	—	2392	597	1393	.429	294	375	.784	—	—	524	97	249	5	—	—	—	1488	18.6
1963-64	41	—	1013	217	587	.370	102	133	.767	—	—	205	36	116	1	—	—	—	536	13.1
TOTALS	**196**	**—**	**5488**	**1328**	**3160**	**.420**	**635**	**818**	**.776**	**—**	**—**	**1240**	**232**	**631**	**12**	**—**	**—**	**—**	**3291**	**16.8**

PLAYOFFS

	G	GS	MIN	FG	FGA	PCT	FT	FTA	PCT	OFF	DEF	TOT	A	PF	D	ST	TO	BS	PTS	AVG
1961-62	5	—	174	35	99	.354	24	31	.774	—	—	55	7	17	0	—	—	—	94	18.8
1962-63	5	—	173	56	117	.479	24	30	.800	—	—	23	6	19	0	—	—	—	136	27.2
1963-64	3	—	40	8	22	.364	1	1	1.000	—	—	4	2	5	0	—	—	—	17	5.7
TOTALS	**13**	**—**	**387**	**99**	**238**	**.416**	**49**	**62**	**.790**	**—**	**—**	**82**	**15**	**41**	**0**	**—**	**—**	**—**	**247**	**19.0**

ALL-STAR GAME

	G	GS	MIN	FG	FGA	PCT	FT	FTA	PCT	OFF	DEF	TOT	A	PF	D	ST	TO	BS	PTS	AVG
1963	1	0	19	6	13	.462	0	0	---	—	—	1	1	—	—	—	—	—	12	12.0

SHAW, BRIAN

California at Santa Barbara — #22 — HT: 6-6 — WT: 200
Birthdate: Mar. 22, 1968 — Drafted: 1988, 1st round (24th overall) by Boston

	G	GS	MIN	FG	FGA	PCT	FT	FTA	PCT	OFF	DEF	TOT	A	PF	D	ST	TO	BS	PTS	AVG
1997-98	20	2	502	51	139	.367	12	19	.632	17	47	64	88	55	1	14	24	3	121	6.1

SHAW, CASEY

Toledo — #30 — HT: 6-11 — WT: 200
Birthdate: July 20, 1975 — Drafted: 1998, 2nd round (37th overall) by 76ers

	G	GS	MIN	FG	FGA	PCT	FT	FTA	PCT	OFF	DEF	TOT	A	PF	D	ST	TO	BS	PTS	AVG
1998-99	9	0	14	1	8	.125	0	0	---	3	0	3	0	2	0	0	2	0	2	0.2

SHOUSE, DEXTER

South Alabama — #14 — HT: 6-2 — WT: 200
Birthdate: Mar. 24, 1963 — Drafted: 1985, 4th round (92nd overall) by LA Lakers

	G	GS	MIN	FG	FGA	PCT	FT	FTA	PCT	OFF	DEF	TOT	A	PF	D	ST	TO	BS	PTS	AVG
1989-90	3	0	18	0	4	.000	0	0	---	0	0	0	2	2	0	1	2	1	0	0.0

3-PT. FG: 1989-90, 0-1 (.000)

SHVED, ALEXEY

Russia — #88 — HT: 6-6 — WT: 187
Birthdate: Dec. 16, 1988 — Drafted: Undrafted

	G	GS	MIN	FG	FGA	PCT	FT	FTA	PCT	OFF	DEF	TOT	A	PF	D	ST	TO	BS	PTS	AVG
2014-15	17	0	285	52	130	.400	48	57	.842	8	14	22	46	21	0	14	18	1	169	9.9

3-PT.FG: 2014-15, 17-57 (.298)

SILAS, XAVIER

Northern Illinois — #25 — HT: 6-5 — WT: 205
Birthdate: Jan. 22, 1988 — Drafted: N/A

	G	GS	MIN	FG	FGA	PCT	FT	FTA	PCT	OFF	DEF	TOT	A	PF	D	ST	TO	BS	PTS	AVG
2011-12	2	0	39	4	15	.267	2	3	.667	2	2	4	3	5	0	0	3	0	11	5.5

3-PT. FG: 2011-12, 1-6 (.167)

PLAYOFFS

	G	GS	MIN	FG	FGA	PCT	FT	FTA	PCT	OFF	DEF	TOT	A	PF	D	ST	TO	BS	PTS	AVG
2011-12	2	0	4	1	1	1.000	0	0	—	1	1	2	0	0	0	0	0	0	2	1.0

SIMMONS, CONNIE

None — HT: 6-8 — WT: 225
Birthdate: March 15, 1925 — Drafted: N/A

	G	GS	MIN	FG	FGA	PCT	FT	FTA	PCT	OFF	DEF	TOT	A	PF	D	ST	TO	BS	PTS	AVG
1954-55*	36	—	862	137	384	.357	72	114	.632	—	—	220	61	109	2	—	—	—	346	9.6

SIMPSON, RALPH

Michigan State — #44 — HT: 6-5 — WT: 200
Birthdate: Aug. 10, 1949 — Drafted: 1972, 1st round (11th overall) by Chicago

	G	GS	MIN	FG	FGA	PCT	FT	FTA	PCT	OFF	DEF	TOT	A	PF	D	ST	TO	BS	PTS	AVG
1978-79	36	0	452	87	196	.444	28	40	.700	16	19	35	58	27	8	25	47	1	202	5.6

SIMS, HENRY

Georgetown — #35 — HT: 6-10 — WT: 245
Birthdate: Mar. 27, 1990 — Drafted: N/A

	G	GS	MIN	FG	FGA	PCT	FT	FTA	PCT	OFF	DEF	TOT	A	PF	D	ST	TO	BS	PTS	AVG
2013-14	26	25	707	112	229	.489	82	106	.766	82	99	181	47	84	0	23	33	13	306	11.8
2014-15	73	32	1399	238	502	.474	106	137	.774	121	238	359	79	135	0	39	99	30	586	8.0
TOTALS	**99**	**57**	**2106**	**350**	**731**	**.479**	**188**	**244**	**.770**	**203**	**337**	**540**	**126**	**219**	**0**	**62**	**132**	**43**	**892**	**9.0**

3-PT. FG: 2013-14, 0-1 (.000); 2014-15, 4-22 (.182); TOTALS, 4-23 (.174)

SKILES, SCOTT

Michigan State '86 | #5 | HT: 6-1 | WT: 185
Birthdate: March 5, 1964 | Drafted: 1986, 1st round (22nd overall) by Milwaukee

	G	GS	MIN	FG	FGA	PCT	FT	FTA	PCT	OFF	DEF	TOT	A	PF	D	ST	TO	BS	PTS	AVG
1995-96	10	9	236	20	57	.351	8	10	.800	1	15	16	38	21	0	7	16	0	63	6.3

3-PT. FG: 1995-96, 15-34 (.441)

SKINNER, AL

Massachusetts | #30 | HT: 6-3 | WT:195
Birthdate: June 16, 1952 | Drafted: 1974, 9th round (160th overall) by Boston

	G	GS	MIN	FG	FGA	PCT	FT	FTA	PCT	OFF	DEF	TOT	A	PF	D	ST	TO	BS	PTS	AVG
1978-79	22	0	309	36	89	.404	27	32	.844	15	29	44	40	61	2	18	34	1	99	4.5
1979-80	2	0	10	1	2	.500	0	0	---	0	0	0	2	1	0	0	2	0	2	1.0
TOTALS	**24**	**0**	**319**	**37**	**91**	**.407**	**27**	**32**	**.844**	**15**	**29**	**44**	**42**	**62**	**2**	**18**	**36**	**1**	**101**	**4.2**

PLAYOFFS

	G	GS	MIN	FG	FGA	PCT	FT	FTA	PCT	OFF	DEF	TOT	A	PF	D	ST	TO	BS	PTS	AVG
1978-79	5	—	47	6	17	.353	6	8	.750	5	5	10	11	6	0	3	6	1	18	3.6

SKINNER, BRIAN

Baylor | #54 | HT: 6-9 | WT: 265
Birthdate: May 19, 1976 | Drafted: 1998, 1st round (22nd overall) by LA Clippers

	G	GS	MIN	FG	FGA	PCT	FT	FTA	PCT	OFF	DEF	TOT	A	PF	D	ST	TO	BS	PTS	AVG
2002-03	77	9	1381	182	331	.550	97	161	.602	136	230	366	19	176	1	47	62	53	461	6.0
2004-05	24	0	246	22	57	.497	5	17	.294	23	39	62	5	29	0	5	13	6	49	2.0
TOTALS	**101**	**9**	**1627**	**204**	**388**	**.526**	**102**	**178**	**.573**	**159**	**269**	**428**	**24**	**205**	**1**	**52**	**75**	**59**	**510**	**5.0**

BRIAN SKINNER PLAYOFFS

	G	GS	MIN	FG	FGA	PCT	FT	FTA	PCT	OFF	DEF	TOT	A	PF	D	ST	TO	BS	PTS	AVG
2002-03	8	0	38	1	6	.167	4	4	1.000	3	3	6	0	6	0	0	2	1	6	0.8

3 PT. FG: 2002-03, 0-1 (.000)

SMAWLEY, BELUS VAN

Appalachian State | HT: 6-1 | WT: 195
Birthdate: March 20, 1918 | Drafted: N/A

	G	GS	MIN	FG	FGA	PCT	FT	FTA	PCT	OFF	DEF	TOT	A	PF	D	ST	TO	BS	PTS	AVG
1950-51	60	—	—	252	663	.380	227	267	.850	—	—	178	161	145	4	—	—	—	731	12.2

SMITH, DEREK

Louisville | #18 | HT: 6-7 | WT:220
Birthdate: Nov. 1, 1961 | Drafted: 1982, 2nd round (35th overall) by Golden St.

	G	GS	MIN	FG	FGA	PCT	FT	FTA	PCT	OFF	DEF	TOT	A	PF	D	ST	TO	BS	PTS	AVG
1988-89	35	18	695	105	220	.477	65	93	.699	31	55	86	68	100	3	24	44	15	279	7.8
1989-90	75	7	1405	261	514	.508	130	186	.699	62	110	172	109	198	2	35	85	20	668	8.9
TOTALS	**111**	**25**	**2100**	**366**	**734**	**.499**	**195**	**279**	**.699**	**93**	**165**	**258**	**177**	**298**	**5**	**59**	**129**	**35**	**947**	**8.5**

3-PT. FG: 1988-89, 4-16 (.250); 1989-90, 16-36 (.444); TOTALS, 20-52 (.385)

PLAYOFFS

	G	GS	MIN	FG	FGA	PCT	FT	FTA	PCT	OFF	DEF	TOT	A	PF	D	ST	TO	BS	PTS	AVG
1988-89	3	—	48	9	14	.643	1	2	.500	2	5	7	3	9	0	1	6	0	19	6.3
1989-90	1	—	15	5	8	.625	1	2	.500	0	0	0	1	3	0	1	1	0	11	11.0
TOTALS	**4**	**—**	**63**	**14**	**22**	**.636**	**2**	**4**	**.500**	**2**	**5**	**7**	**4**	**12**	**0**	**2**	**7**	**0**	**30**	**7.5**

3-PT. FG: 1989-90, 0-1 (.000)

SMITH, DON

Dayton | #10 | HT: 6-2 | WT: 165
Birthdate: Oct. 10, 1951 | Drafted: 1974, 2nd round (19th overall) by 76ers

	G	GS	MIN	FG	FGA	PCT	FT	FTA	PCT	OFF	DEF	TOT	A	PF	D	ST	TO	BS	PTS	AVG
1974-75	54	0	538	131	321	.408	21	21	1.000	14	16	30	47	45	0	20	—	3	283	5.2

SKILES, SCOTT

Michigan State '86 | #5 | HT: 6-1 | WT: 185
Birthdate: March 5, 1964 | Drafted: 1986, 1st round (22nd overall) by Milwaukee

	G	GS	MIN	FG	FGA	PCT	FT	FTA	PCT	OFF	DEF	TOT	A	PF	D	ST	TO	BS	PTS	AVG
1995-96	10	9	236	20	57	.351	8	10	.800	1	15	16	38	21	0	7	16	0	63	6.3

3-PT. FG: 1995-96, 15-34 (.441)

SMITH, ISH

Wake Forest | #5 | HT: 6-0 | WT: 175
Birthdate: July 5, 1988 | Drafted: Undrafted

	G	GS	MIN	FG	FGA	PCT	FT	FTA	PCT	OFF	DEF	TOT	A	PF	D	ST	TO	BS	PTS	AVG
2014-15	25	14	677	128	322	.398	28	48	.583	10	63	73	152	38	0	32	69	5	301	12.0
2015-16	50	50	1622	299	739	.405	89	133	.669	29	184	213	348	95	0	64	130	18	733	14.7
TOTALS	**75**	**64**	**2299**	**427**	**1061**	**.402**	**117**	**181**	**.646**	**39**	**247**	**286**	**500**	**133**	**0**	**96**	**199**	**23**	**1034**	**13.8**

3-PT. FG: 2014-15, 17-55 (.309); 2015-16, 46-137 (.336); TOTALS, 63-192 (.328)

SMITH, JASON

Colorado State | #14 | HT: 7-0 | WT: 240
Birthdate: Mar. 2, 1986 | Drafted: 2007, 1st round (20th overall) by Miami

	G	GS	MIN	FG	FGA	PCT	FT	FTA	PCT	OFF	DEF	TOT	A	PF	D	ST	TO	BS	PTS	AVG
2007-08	76	1	1107	141	310	.455	54	82	.659	77	153	230	20	142	1	22	48	50	340	4.5
2008-09	INACTIVE LIST - LEFT KNEE INJURY																			
2009-10	56	2	658	75	174	.431	29	42	.690	54	81	135	33	110	1	21	35	28	189	3.4
TOTALS	**132**	**3**	**1764**	**216**	**484**	**.446**	**83**	**124**	**.669**	**131**	**234**	**365**	**53**	**252**	**2**	**43**	**83**	**78**	**529**	**4,9**

3-PT. FG: 2007-08, 4-14 (.286); 2009-10, 10-29 (.345); TOTALS, 14-43 (.326)

JASON SMITH PLAYOFFS

	G	GS	MIN	FG	FGA	PCT	FT	FTA	PCT	OFF	DEF	TOT	A	PF	D	ST	TO	BS	PTS	AVG
2007-08	6	0	82	8	18	.444	4	4	1.000	4	11	15	3	5	0	1	2	5	20	3.3

3-PT. FG: 2007-08, 0-1 (.000)

SMITH, JOE

Maryland | #9 | HT: 6-10 | WT: 225
Birthdate: July 26, 1975 | Drafted: 1995, 1st round (1st overall) by Golden State

	G	GS	MIN	FG	FGA	PCT	FT	FTA	PCT	OFF	DEF	TOT	A	PF	D	ST	TO	BS	PTS	AVG
1997-98	30	6	699	121	270	.448	67	85	.788	58	75	133	27	94	0	18	52	13	309	10.3
2006-07	54	11	1355	191	429	.445	115	136	.846	107	253	360	46	125	1	31	63	20	497	9.2
TOTALS	**84**	**17**	**2065**	**312**	**699**	**.446**	**182**	**221**	**.824**	**165**	**328**	**493**	**73**	**219**	**1**	**49**	**115**	**33**	**806**	**9.6**

3-PT. FG: 1997-98, 0-1 (.000); 2006-07, 0-4 (.000); TOTALS, 0-5 (.000)

SMITH, STEVEN

La Salle | #30 | HT: 6-9 | WT: 206
Birthdate: April 12, 1983 | Drafted: Undrafted

	G	GS	MIN	FG	FGA	PCT	FT	FTA	PCT	OFF	DEF	TOT	A	PF	D	ST	TO	BS	PTS	AVG
2006-07	8	0	28	2	8	.250	1	2	.500	1	5	6	0	4	0	1	2	0	5	0.6

3-PT FG: 2006-07, 0-0 (---).

SNOW, ERIC

Michigan State | #20 | HT: 6-3 | WT: 204
Birthdate: April 24, 1973 | Drafted: 1995, 2nd round (43rd overall) by Milwaukee

	G	GS	MIN	FG	FGA	PCT	FT	FTA	PCT	OFF	DEF	TOT	A	PF	D	ST	TO	BS	PTS	AVG
1997-98	47	0	844	69	161	.429	44	61	.721	19	58	77	164	99	0	60	51	4	184	3.9
1998-99	48	48	1716	149	348	.428	110	150	.733	25	137	162	301	149	2	100	111	1	413	8.6
1999-00	82	80	2866	257	597	.430	126	177	.712	42	219	261	624	243	2	140	162	8	651	7.9
2000-01	50	50	1740	182	435	.418	122	154	.792	27	139	166	369	123	1	77	124	7	491	9.8
2001-02	61	61	2225	276	624	.442	183	227	.806	33	182	215	400	167	1	95	138	9	738	12.1
2002-03	82	82	3108	361	799	.452	325	379	.858	71	230	301	544	235	2	133	194	11	1054	12.9
2003-04	82	82	2966	295	715	.413	252	316	.797	62	219	281	563	213	1	97	187	6	844	10.3
TOTALS	**452**	**403**	**15465**	**1589**	**3679**	**.432**	**1162**	**1464**	**.794**	**279**	**1184**	**1463**	**2965**	**1229**	**9**	**702**	**967**	**46**	**4375**	**9.7**

3 PT. FG: 1997-98, 2-17 (.118); 1998-99, 5-21 (.238); 1999-00, 11-45 (.244); 2000-01, 5-19 (.263); 2001-02, 3-27 (.111); 2002-03, 7-32 (.219); 2003-04, 2-18 (.111); TOTALS, 35-179 (.196)

PLAYOFFS

	G	GS	MIN	FG	FGA	PCT	FT	FTA	PCT	OFF	DEF	TOT	A	PF	D	ST	TO	BS	PTS	AVG
1998-99	8	8	306	37	88	.143	22	27	.815	3	30	33	57	26	0	8	25	1	99	12.4
1999-00	5	4	138	15	31	.484	4	4	1.000	0	10	10	35	14	0	4	7	1	37	7.4
2000-01	23	9	717	87	210	.414	40	55	.727	26	60	86	104	63	0	27	45	2	214	9.3
2001-02	5	5	171	18	56	.321	17	22	.773	3	19	22	27	13	0	6	15	0	54	10.8
2002-03	12	12	415	43	102	.422	51	58	.879	9	31	40	67	47	1	18	30	0	138	11.5
TOTALS	**53**	**38**	**1747**	**200**	**487**	**.411**	**134**	**166**	**.807**	**41**	**150**	**191**	**290**	**163**	**1**	**63**	**122**	**4**	**542**	**10.2**

3 PT. FG: 1998-99, 3-13 (.231); 1999-00, 3-4 (.750); 2000-01, 0-7 (.000); 2001-02, 1-6 (.167); 2002-03, 1-10 (.100); TOTALS, 8-40 (.200)

SONGAILA, DARIUS

Wake Forest | #25 | HT: 6-9 | WT: 248
Birthdate: Feb. 14, 1978 | Drafted: 2002, 2nd round (50th overall) by Boston

	G	GS	MIN	FG	FGA	PCT	FT	FTA	PCT	OFF	DEF	TOT	A	PF	D	ST	TO	BS	PTS	AVG
2010-11	10	0	71	7	15	.467	2	4	.500	2	8	10	2	16	0	0	4	0	16	1.6

PLAYOFFS

	G	GS	MIN	FG	FGA	PCT	FT	FTA	PCT	OFF	DEF	TOT	A	PF	D	ST	TO	BS	PTS	AVG
2010-11	INACTIVE - COACH'S DECISION																			

SORENSON, DAVE

Ohio State | #35 | HT: 6-8 | WT: 225
Birthdate: July 8, 1948 | Drafted: 1970, 2nd round (26th overall) by Cleveland

	G	GS	MIN	FG	FGA	PCT	FT	FTA	PCT	OFF	DEF	TOT	A	PF	D	ST	TO	BS	PTS	AVG
1972-73	48	0	626	113	248	.456	59	79	.747	—	—	173	31	91	0	—	—	—	285	5.9

SPANARKEL, JIM

Duke | #34 | HT: 6-5 | WT: 190
Birthdate: June 28, 1957 | Drafted: 1979, 1st round (16th overall) by 76ers

	G	GS	MIN	FG	FGA	PCT	FT	FTA	PCT	OFF	DEF	TOT	A	PF	D	ST	TO	BS	PTS	AVG
1979-80	40	0	442	72	153	.471	54	65	.831	27	27	54	51	58	0	12	57	6	198	5.0

3-PT. FG :1979-80, 0-2 (.000)

PLAYOFFS	G	GS	MIN	FG	FGA	PCT	FT	FTA	PCT	OFF	DEF	TOT	A	PF	D	ST	TO	BS	PTS	AVG
1979-80	5	—	8	0	2	.000	2	2	1.000	0	1	1	1	1	0	0	0	0	2	0.4

SPEIGHTS, MARREESE

Florida | #16 | HT: 6-10 | WT: 245
Birthdate: August 4, 1987 | Drafted: 2008, 1st round (16th overall) by 76ers

	G	GS	MIN	FG	FGA	PCT	FT	FTA	PCT	OFF	DEF	TOT	A	PF	D	ST	TO	BS	PTS	AVG
2008-09	79	2	1263	252	502	.502	102	132	.773	123	170	293	30	181	0	27	46	56	608	7.7
2009-10	62	1	1015	212	444	.477	108	145	.745	85	167	252	36	152	2	29	51	34	532	8.6
2010-11	64	1	734	144	291	.495	55	73	.753	64	146	210	30	120	0	8	40	19	344	5.4
TOTALS	**205**	**4**	**3012**	**608**	**1237**	**.492**	**265**	**350**	**.757**	**272**	**483**	**755**	**96**	**453**	**2**	**64**	**137**	**109**	**1484**	**7.2**

3-PT. FG : 2008-09, 2-8 (.250); 2008-09, 0-5 (.000); 1-4 (.250); TOTALS, 3-17 (.176)

MARREESE SPEIGHTS PLAYOFFS

	G	GS	MIN	FG	FGA	PCT	FT	FTA	PCT	OFF	DEF	TOT	A	PF	D	ST	TO	BS	PTS	AVG
2008-09	3	0	29	3	7	.429	3	4	.750	3	3	6	0	5	0	0	0	0	9	3.0
2010-11	2	0	21	2	12	.167	0	0	---	1	5	6	1	4	0	0	0	1	4	2.0

TOTALS	**5**	**0**	**50**	**5**	**19**	**.263**	**3**	**4**	**.750**	**4**	**8**	**12**	**1**	**9**	**0**	**0**	**0**	**1**	**13**	**2.6**

STACKHOUSE, JERRY

North Carolina — #42 — HT: 6-6 — WT: 218
Birthdate: Nov. 5, 1974 — Drafted: 1995, 1st round (3rd overall) by 76ers

	G	GS	MIN	FG	FGA	PCT	FT	FTA	PCT	OFF	DEF	TOT	A	PF	D	ST	TO	BS	PTS	AVG
1995-96	72	71	2701	452	1091	.414	387	518	.747	90	175	265	278	179	0	76	252	79	1384	19.2
1996-97	81	81	3166	533	1308	.407	511	667	.766	156	182	338	253	219	2	93	316	63	1679	20.7
1997-98	22	22	748	128	283	.452	81	101	.802	28	48	76	67	56	1	31	74	21	353	16.0
TOTALS	**175**	**174**	**6615**	**1113**	**2682**	**.415**	**979**	**1286**	**.761**	**274**	**405**	**679**	**598**	**454**	**3**	**200**	**642**	**163**	**3416**	**19.5**

3-PT. FG: 1995-96, 93-292 (.318); 1996-97, 102-342 (.298); 1997-98, 16-46 (.348); TOTALS, 211-680 (.310)

STAUSKAS, NIK

Michigan — #11 — HT: 6-6 — WT: 205
Birthdate: Oct. 7, 1993 — Drafted: 2014, 1st round (8th overall) by Sacramento

	G	GS	MIN	FG	FGA	PCT	FT	FTA	PCT	OFF	DEF	TOT	A	PF	D	ST	TO	BS	PTS	AVG
2015-16	73	35	1809	210	545	.385	91	118	.771	23	160	183	138	115	0	44	94	20	617	8.5

3-PT. FG. 2015-16, 106-325 (.326)

STEWART, KEBU

California — #41 — HT: 6-10 — WT: 230
Birthdate: Apr. 24, 1975 — Drafted: 1997, 2nd round (36th overall) by 76ers

	G	GS	MIN	FG	FGA	PCT	FT	FTA	PCT	OFF	DEF	TOT	A	PF	D	ST	TO	BS	PTS	AVG
1997-98	15	0	110	12	26	.462	16	25	.640	9	22	31	2	13	0	5	8	2	40	2.7

STOKES, GREG

Iowa — #41 — HT: 6-10 — WT: 220
Birthdate: Aug. 5, 1963 — Drafted: 1985, 2nd round (33rd overall) by 76ers

	G	GS	MIN	FG	FGA	PCT	FT	FTA	PCT	OFF	DEF	TOT	A	PF	D	ST	TO	BS	PTS	AVG
1985-86	31	13	350	56	119	.471	14	21	.667	27	30	57	17	56	0	14	19	11	126	4.1

3-PT. FG: 1985-86, 0-1 (.000)

PLAYOFFS

	G	GS	MIN	FG	FGA	PCT	FT	FTA	PCT	OFF	DEF	TOT	A	PF	D	ST	TO	BS	PTS	AVG
1985-86	7	—	90	8	28	.286	11	13	.846	6	7	13	4	12	0	2	4	6	27	3.9

SUTTON, GREG

Oral Roberts — #20 — HT: 6-2 — WT: 170
Birthdate: Dec. 3, 1967 — Drafted: 1991, 2nd round (49th overall) by San Antonio

	G	GS	MIN	FG	FGA	PCT	FT	FTA	PCT	OFF	DEF	TOT	A	PF	D	ST	TO	BS	PTS	AVG
1995-96	30	2	465	65	167	.389	20	27	.741	4	31	35	63	56	0	17	45	2	190	6.3

3-PT. FG: 1995-96, 40-96 (.417)

THOMAS, ADONIS

Memphis — #7 — HT: 6-7 — WT: 200
Birthdate: Mar. 25, 1993 — Drafted: N/A

	G	GS	MIN	FG	FGA	PCT	FT	FTA	PCT	OFF	DEF	TOT	A	PF	D	ST	TO	BS	PTS	AVG
2013-14	2	1	13	3	5	.600	0	0	--	0	0	0	1	3	0	0	1	0	7	3.5

3-PT. FG: 2013-14, 1-2 (.500)

THOMAS, JAMES

Texas — #30 — HT: 6-8 — WT: 245
Birthdate: Nov. 22, 1980 — Drafted: Undrafted

	G	GS	MIN	FG	FGA	PCT	FT	FTA	PCT	OFF	DEF	TOT	A	PF	D	ST	TO	BS	PTS	AVG
2005-06	15	0	124	7	13	.538	8	14	.571	8	23	31	1	32	0	0	7	3	22	1.5

THOMAS, KENNY

New Mexico — #9 — HT: 6-7 — WT: 245
Birthdate: July 25, 1977 — Drafted: 1999, 1st round (22nd overall) by Houston

	G	GS	MIN	FG	FGA	PCT	FT	FTA	PCT	OFF	DEF	TOT	A	PF	D	ST	TO	BS	PTS	AVG
2002-03	46	28	1392	178	369	.482	114	152	.750	140	252	392	73	120	2	46	76	22	470	10.2
2003-04	74	72	2699	381	813	.469	243	323	.752	261	489	750	111	219	2	82	172	33	1006	13.6
2004-05	47	43	1344	217	476	.456	95	119	.798	106	202	308	77	151	3	40	83	6	530	11.3
TOTALS	**120**	**100**	**4091**	**559**	**1182**	**.473**	**357**	**475**	**.752**	**401**	**741**	**1142**	**184**	**339**	**4**	**128**	**248**	**55**	**1476**	**12.3**

3-PT FG: 2003-04, 1-5 (.200); 2004-05, 1-4 (.520); TOTALS, 2-9 (.222)

PLAYOFFS

	G	GS	MIN	FG	FGA	PCT	FT	FTA	PCT	OFF	DEF	TOT	A	PF	D	ST	TO	BS	PTS	AVG
2002-03	12	12	389	54	101	.535	19	29	.655	42	70	112	11	42	1	8	19	5	127	10.6

THOMAS, MALCOLM

San Diego State — #11 — HT: 6-9 — WT: 225
Birthdate: Nov. 8, 1988 — Drafted: Undrafted

	G	GS	MIN	FG	FGA	PCT	FT	FTA	PCT	OFF	DEF	TOT	A	PF	D	ST	TO	BS	PTS	AVG
2014-15	17	0	194	18	40	.450	9	13	.692	16	40	56	7	17	0	3	13	1	45	2.6

3-PT. FG: 2014-15, 0-7 (.000)

THOMAS, TIM

Villanova — #1 — HT: 6-10 — WT: 230
Birthdate: Feb. 26, 1977 — Drafted: 1997, 1st round (7th overall) by New Jersey

	G	GS	MIN	FG	FGA	PCT	FT	FTA	PCT	OFF	DEF	TOT	A	PF	D	ST	TO	BS	PTS	AVG
1997-98	77	48	1779	306	684	.447	171	231	.740	107	181	288	90	185	2	54	118	17	845	11.0
1998-99	17	0	188	27	67	.403	19	24	.792	7	26	33	15	21	0	3	15	3	78	4.6
TOTALS	**94**	**48**	**1967**	**333**	**751**	**.443**	**190**	**255**	**.751**	**114**	**207**	**321**	**105**	**206**	**2**	**57**	**133**	**20**	**923**	**9.8**

3-PT. FG: 1997-98, 47-140 (.336); 1998-99, 5-19 (.263); TOTALS, 52- 159 (.327)

THOMPSON, HOLLIS

Georgetown — #31 — HT: 6-8 — WT: 206
Birthdate: Apr. 3, 1991 — Drafted: N/A

	G	GS	MIN	FG	FGA	PCT	FT	FTA	PCT	OFF	DEF	TOT	A	PF	D	ST	TO	BS	PTS	AVG
2013-14	77	41	1742	171	372	.460	52	73	.712	73	174	247	73	144	0	53	60	12	461	6.0
2014-15	71	23	1776	224	543	.413	63	89	.708	53	145	198	85	141	1	57	66	26	626	8.8
2015-16	77	17	2154	270	680	.397	69	96	.719	54	218	272	99	187	2	36	76	24	758	9.8
TOTALS	**225**	**81**	**5672**	**665**	**1595**	**.417**	**184**	**258**	**.713**	**180**	**537**	**717**	**257**	**472**	**3**	**146**	**202**	**62**	**1845**	**8.2**

3-PT. FG: 2013-14, 67-167 (.401); 2014-15, 115-287 (.401); 2015-16, 149-392 (.380), TOTALS, 331-846 (.391)

THOMPSON, LA SALLE

Texas — #41 — HT: 6-10 — WT: 260
Birthdate: June 23, 1961 — Drafted: 1982, 1st round (5th overall) by Kansas City

	G	GS	MIN	FG	FGA	PCT	FT	FTA	PCT	OFF	DEF	TOT	A	PF	D	ST	TO	BS	PTS	AVG
1995-96	44	11	773	33	83	.398	19	24	.792	62	137	199	26	125	5	19	37	20	85	1.9

THOMPSON, PAUL

Tulane — #33 — HT: 6-6 — WT: 210
Birthdate: May 25, 1961 — Drafted: 1983, 3rd round (50th overall) by Clevland

	G	GS	MIN	FG	FGA	PCT	FT	FTA	PCT	OFF	DEF	TOT	A	PF	D	ST	TO	BS	PTS	AVG
1985-86	23	8	432	70	194	.361	37	43	.860	27	36	63	24	49	1	15	30	17	179	7.8

THORNTON, BOB

California (Irvine) — #23 — HT: 6-10 — WT: 225
Birthdate: July 10, 1962 — Drafted: 1984, 4th round (87th overall) by New York

	G	GS	MIN	FG	FGA	PCT	FT	FTA	PCT	OFF	DEF	TOT	A	PF	D	ST	TO	BS	PTS	AVG
1987-88	41	2	508	59	111	.532	29	47	.617	41	58	99	11	80	1	9	27	3	147	3.6
1988-89	54	0	449	47	111	.423	32	60	.533	36	56	92	15	87	0	8	23	7	127	2.4
1989-90	56	0	592	48	112	.429	26	51	.510	45	88	133	17	105	1	20	35	12	123	2.2
TOTALS	**151**	**2**	**1549**	**154**	**334**	**.461**	**87**	**158**	**.551**	**122**	**202**	**324**	**43**	**272**	**2**	**37**	**85**	**22**	**397**	**2.6**

3-PT. FG: 1987-88, 0-2 (.000); 1988-89, 1-3 (.333); 1989-90, 1-3 (.333); TOTALS, 2-8 (.250)

PLAYOFFS

	G	GS	MIN	FG	FGA	PCT	FT	FTA	PCT	OFF	DEF	TOT	A	PF	D	ST	TO	BS	PTS	AVG
1989-90	9	—	89	7	18	.389	5	10	.500	11	4	15	4	22	0	2	2	1	19	2.1

THREATT, SEDALE

West Virginia Tech — #3 — HT: 6-2 — WT: 185
Birthdate: Sept. 10, 1961 — Drafted: 1983, 6th round (139th overall) by 76ers

	G	GS	MIN	FG	FGA	PCT	FT	FTA	PCT	OFF	DEF	TOT	A	PF	D	ST	TO	BS	PTS	AVG
1983-84	45	0	464	62	148	.419	23	28	.821	17	23	40	41	65	1	13	33	2	148	3.3
1984-85	82	0	1304	188	416	.452	66	90	.733	21	78	99	175	171	2	80	99	16	446	5.4
1985-86	70	27	1754	310	684	.453	75	90	.833	21	100	121	193	157	1	93	102	5	696	9.9
1986-87	28	8	668	108	261	.414	42	53	.792	18	39	57	82	76	0	32	47	4	265	9.5
TOTALS	**225**	**35**	**4190**	**668**	**1509**	**.443**	**206**	**261**	**.789**	**17**	**240**	**317**	**491**	**469**	**4**	**218**	**281**	**27**	**1555**	**6.9**

3-PT. FG: 1983-84, 1-8 (.125); 1984-8,5 4-22 (.182); 1985-86, 1-24 (.042); 1986-87, 7-16 (.438); TOTALS, 13-70 (.186)

PLAYOFFS

	G	GS	MIN	FG	FGA	PCT	FT	FTA	PCT	OFF	DEF	TOT	A	PF	D	ST	TO	BS	PTS	AVG
1983-84	3	—	6	1	3	.333	0	0	.000	1	1	2	1	0	0	1	2	0	2	0.7
1984-85	4	—	28	2	7	.286	0	0	.000	1	0	1	5	2	0	1	3	0	4	1.0
1985-86	12	—	312	67	143	.469	26	33	.788	6	19	25	42	35	0	23	15	2	160	13.3
TOTALS	**19**	**—**	**346**	**70**	**153**	**.456**	**26**	**33**	**.788**	**8**	**20**	**28**	**48**	**37**	**0**	**25**	**20**	**2**	**166**	**8.7**

3-PT. FG: 1983-84, 0-2 (.000); 1984-85, 0-2 (.000); TOTALS 0-4, (.000)

TONEY, ANDREW

Southwest Louisiana — #22 — HT: 6-3 — WT: 185
Birthdate: Nov. 23, 1957 — Drafted: 1980, 1st round (8th overall) by 76ers

	G	GS	MIN	FG	FGA	PCT	FT	FTA	PCT	OFF	DEF	TOT	A	PF	D	ST	TO	BS	PTS	AVG
1980-81	75	57	1768	399	806	.495	161	226	.712	32	111	143	273	234	5	59	219	10	968	12.9
1981-82	77	1	1909	511	979	.522	227	306	.742	43	91	134	283	269	5	64	214	17	1274	16.5
1982-83	81	81	2474	626	1250	.501	324	411	.788	42	183	225	365	255	0	80	271	17	1598	19.7
1983-84	78	72	2556	593	1125	.527	390	465	.839	57	136	193	373	251	1	70	297	23	1588	20.4
1984-85	70	65	2237	450	914	.492	306	355	.862	35	142	177	363	211	1	65	224	24	1245	17.8
1985-86	6	0	84	11	36	.306	3	8	.375	2	3	5	12	8	0	2	7	0	25	4.2
1986-87	52	12	1058	197	437	.451	133	167	.796	16	69	85	188	78	0	18	112	8	549	10.6
1987-88	29	15	522	72	171	.421	58	72	.806	8	39	47	108	35	0	11	50	6	211	7.3
TOTALS	**468**	**303**	**12608**	**2859**	**5718**	**.500**	**1602**	**2010**	**.797**	**235**	**774**	**1009**	**1965**	**1341**	**12**	**369**	**1394**	**105**	**7458**	**15.9**

3-PT. FG: 1980-81, 9-29 (.310); 1981-82, 25-59 (.424); 1982-83, 22-76 (.289); 1983-84, 12-38 (.316); 1984-85, 39-105 (.371); 1985-86, 0-2 (.000); 1986-87, 22-67 (.328); 1987-88, 9-27 (.333); TOTALS 138-403, (.342)

ANDREW TONEY PLAYOFFS

	G	GS	MIN	FG	FGA	PCT	FT	FTA	PCT	OFF	DEF	TOT	A	PF	D	ST	TO	BS	PTS	AVG
1980-81	16	—	356	77	180	.428	66	81	.815	10	27	37	54	50	0	11	54	7	221	13.8
1981-82	21	—	707	185	365	.507	82	103	.796	20	31	51	102	86	1	18	67	2	457	21.8
1982-83	12	—	357	87	185	.470	52	69	.754	11	17	28	55	43	1	11	45	1	226	18.8
1983-84	5	—	180	40	77	.519	23	30	.767	5	6	11	19	24	0	4	25	1	103	20.6
1984-85	13	—	442	83	174	.477	47	61	.770	8	24	32	66	46	0	12	50	5	219	16.8
1986-87	5	—	104	13	34	.382	2	2	1.000	2	7	9	27	16	1	2	16	2	28	5.6

TOTALS	**72**	**—**	**2146**	**485**	**1015**	**.478**	**272**	**346**	**.786**	**56**	**112**	**168**	**323**	**265**	**3**	**58**	**257**	**18**	**1254**	**17.4**

3-PT. FG: 1980-81, 1-9 (.111); 1981-82, 5-15 (.333); 1982-83, 0-5 (.000); 1983-84, 0-5 (.000); 1984-85, 6-14 (.429); 1986-87, 0-3 (.000); TOTALS 12-51, (.235)

ALL-STAR GAME

	G	GS	MIN	FG	FGA	PCT	FT	FTA	PCT	OFF	DEF	TOT	A	PF	D	ST	TO	BS	PTS	AVG
1983	1	0	18	4	5	.800	0	0	---	0	1	1	7	3	0	2	—	0	8	—
1984	1	0	22	6	11	.545	1	1	1.000	0	0	0	3	0	0	2	—	0	13	—
TOTALS	**2**	**0**	**40**	**10**	**16**	**.625**	**1**	**1**	**1.000**	**0**	**1**	**1**	**10**	**3**	**0**	**4**	**—**	**0**	**21**	**10.5**

TOONE, BERNARD

Marquette **#3** **HT: 6-9** **WT: 210**
Birthdate: July 14, 1956 **Drafted: 1979, 2nd round (37th overall) by 76ers**

	G	GS	MIN	FG	FGA	PCT	FT	FTA	PCT	OFF	DEF	TOT	A	PF	D	ST	TO	BS	PTS	AVG
1979-80	23	0	124	23	64	.359	8	10	.800	12	22	34	12	20	0	4	16	5	55	2.4

3-PT. FG: 1979-80, 1-7, (.143)

PLAYOFFS

	G	GS	MIN	FG	FGA	PCT	FT	FTA	PCT	OFF	DEF	TOT	A	PF	D	ST	TO	BS	PTS	AVG
1979-80	4	—	6	0	4	.000	0	0	---	0	1	1	1	1	0	0	0	0	0	0.0

3-PT. FG: 1979-80, 0-1, (.000)

TRAPP, JOHN Q.

Nevada Southern **#31** **HT: 6-7** **WT: 215**
Birthdate: Oct. 2, 1945 **Drafted: 1968, 2nd round (15th overall) by San Diego**

	G	GS	MIN	FG	FGA	PCT	FT	FTA	PCT	OFF	DEF	TOT	A	PF	D	ST	TO	BS	PTS	AVG
1972-73	39	11	854	168	408	.412	83	112	.741	—	—	186	47	140	4	—	—	—	419	10.7

TSCHOGL, JOHN

California Santa Barbara **#26** **HT: 6-6** **WT: 210**
Birthdate: Apr. 25, 1950 **Drafted: 1972, 4th round (60th overall) by Golden St.**

	G	GS	MIN	FG	FGA	PCT	FT	FTA	PCT	OFF	DEF	TOT	A	PF	D	ST	TO	BS	PTS	AVG
1974-75	39	14	623	53	148	.358	13	22	.591	—	—	52	59	111	2	25	—	25	119	3.1

TUCKER, JIM

Duquesne **HT: 6-7** **WT: 185**
Birthdate: Dec. 11, 1932 **Drafted: N/A**

	G	GS	MIN	FG	FGA	PCT	FT	FTA	PCT	OFF	DEF	TOT	A	PF	D	ST	TO	BS	PTS	AVG
1954-55	20	—	287	39	116	.336	27	38	.711	—	—	97	12	50	0	—	—	—	105	5.3
1955-56	70	—	895	101	290	.348	66	83	.795	—	—	232	38	166	2	—	—	—	268	3.8
1956-57	9	—	110	17	44	.386	0	1	.000	—	—	20	2	26	0	—	—	—	34	3.8
TOTALS	**99**	**—**	**1292**	**157**	**450**	**.349**	**93**	**122**	**.762**	**—**	**—**	**349**	**52**	**242**	**2**	**—**	**—**	**—**	**407**	**4.1**

PLAYOFFS

	G	GS	MIN	FG	FGA	PCT	FT	FTA	PCT	OFF	DEF	TOT	A	PF	D	ST	TO	BS	PTS	AVG
1954-55	9	—	59	8	27	.296	8	9	.889	—	—	15	1	13	0	—	—	—	24	2.7
1955-56	6	—	72	13	34	.382	6	8	.750	—	—	25	2	15	0	—	—	—	32	5.3
TOTALS	**15**	**—**	**131**	**21**	**61**	**.344**	**14**	**17**	**.824**	**—**	**—**	**40**	**3**	**28**	**0**	**—**	**—**	**—**	**56**	**3.7**

TURNER, ANDRE

Memphis State **#4** **HT: 5-11** **WT: 160**
Birthdate: Dec. 13, 1964 **Drafted: 1986, 3rd round (69th overall) by LA Lakers**

	G	GS	MIN	FG	FGA	PCT	FT	FTA	PCT	OFF	DEF	TOT	A	PF	D	ST	TO	BS	PTS	AVG
1990-91	70	1	1407	168	383	.439	64	87	.736	36	116	152	311	124	0	63	95	0	412	5.9

3-PT FG: 1990-91, 12-22 (.364)

PLAYOFFS

	G	GS	MIN	FG	FGA	PCT	FT	FTA	PCT	OFF	DEF	TOT	A	PF	D	ST	TO	BS	PTS	AVG
1990-91	8	—	189	21	48	.438	13	16	.813	2	11	13	35	12	0	11	8	0	58	7.3

3-PT FG: 1990-91, 3-9 (.333)

TURNER, EVAN

Ohio State **#12** **HT: 6-7** **WT: 220**
Birthdate: Oct. 27, 1988 **Drafted: 2010, 1st round (2nd overall) by 76ers**

	G	GS	MIN	FG	FGA	PCT	FT	FTA	PCT	OFF	DEF	TOT	A	PF	D	ST	TO	BS	PTS	AVG
2010-11	78	14	1797	225	529	.425	101	125	.808	42	264	306	159	138	0	49	80	14	565	7.2
2011-12	65	20	1713	263	590	.446	73	108	.676	27	349	376	180	117	1	40	10	20	610	9.4
2012-13	82	82	2892	441	1053	.419	154	208	.740	56	461	517	354	197	1	71	187	17	1094	13.3
2013-14	54	54	1886	356	831	.428	189	228	.829	50	272	322	198	147	3	56	155	5	939	17.4
TOTALS	**279**	**170**	**8288**	**1285**	**3003**	**.428**	**517**	**669**	**.773**	**175**	**1346**	**1521**	**891**	**599**	**5**	**216**	**527**	**56**	**3208**	**11.5**

3-PT FG: 2010-11, 14-44 (.318); 2011-12, 11-49 (.224); 2012-13, 58-159 (.365); 2013-14, 38-132 (.288); TOTALS, 121-384 (.315)

PLAYOFFS

	G	GS	MIN	FG	FGA	PCT	FT	FTA	PCT	OFF	DEF	TOT	A	PF	D	ST	TO	BS	PTS	AVG
2010-11	5	0	97	17	38	.447	2	2	1.000	4	19	23	4	9	0	3	0	1	40	8.0
2011-12	13	12	449	56	154	.364	33	48	.688	14	84	98	32	36	0	12	30	6	145	11.2
TOTALS	**18**	**12**	**546**	**73**	**192**	**.380**	**35**	**50**	**.700**	**18**	**103**	**121**	**36**	**45**	**0**	**15**	**30**	**7**	**185**	**10.3**

3-PT FG: 2010-11, 4-5 (.800); 2011-12, 0-6 (.000); TOTALS, 4-11 (.364)

TYLER, B.J. (BRANDON JOE)

Texas **#1** **HT: 6-1** **WT: 185**
Birthdate: April 30, 1971 **Drafted: 1994, 1st round (20th overall) by 76ers**

	G	GS	MIN	FG	FGA	PCT	FT	FTA	PCT	OFF	DEF	TOT	A	PF	D	ST	TO	BS	PTS	AVG
1994-95	55	8	809	72	189	.381	35	51	.700	13	49	62	174	58	0	36	97	2	195	3.5

ALL-TIME ROSTER

VAN ARSDALE, TOM

Indiana **#5** **HT: 6-5** **WT: 215**
Birthdate: Feb. 22, 1943 **Drafted: 1965, 3rd round (15th overall) by Detroit**

	G	GS	MIN	FG	FGA	PCT	FT	FTA	PCT	OFF	DEF	TOT	A	PF	D	ST	TO	BS	PTS	AVG
1972-73	30	30	1029	195	496	.393	140	168	.833	—	—	185	62	101	1	—	—	—	530	17.7
1973-74	78	77	3041	614	1433	.428	298	350	.851	88	305	393	202	300	6	62	—	3	1526	19.6
1974-75	9	6	273	49	116	.422	28	41	.683	7	22	29	16	26	0	13	—	0	126	14.0
TOTALS	**117**	**113**	**4343**	**858**	**2045**	**.420**	**466**	**559**	**.834**	**95**	**327**	**607**	**280**	**427**	**7**	**75**	**—**	**3**	**2182**	**18.6**

VAN HORN, KEITH

Utah **#4** **HT: 6-10** **WT: 255**
Birthdate: Oct. 23, 1975 **Drafted: 1997, 1st round (2nd overall) by New Jersey**

	G	GS	MIN	FG	FGA	PCT	FT	FTA	PCT	OFF	DEF	TOT	A	PF	D	ST	TO	BS	PTS	AVG
2002-03	74	73	2337	459	952	.482	193	240	.804	159	365	524	93	251	7	63	150	30	1176	15.9

3-PT. FG: 2002-03, 65-176 (.369).

PLAYOFFS

	G	GS	MIN	FG	FGA	PCT	FT	FTA	PCT	OFF	DEF	TOT	A	PF	D	ST	TO	BS	PTS	AVG
2002-03	12	12	402	42	110	.382	27	30	.900	24	66	90	9	41	1	10	26	2	125	10.4

3-PT. FG: 2002-03, 14-32 (.438).

VARNADO, JARVIS

Mississippi State **#40** **HT: 6-9** **WT: 230**
Birthdate: Mar. 1, 1988 **Drafted: 2010, 2nd round (41st overall) by Miami**

	G	GS	MIN	FG	FGA	PCT	FT	FTA	PCT	OFF	DEF	TOT	A	PF	D	ST	TO	BS	PTS	AVG
2013-14	23	0	337	36	60	.600	27	52	.519	19	44	63	13	61	0	10	10	29	99	4.3

VINCENT, JAY

Michigan State **#31** **HT: 6-8** **WT: 220**
Birthdate: June 10, 1959 **Drafted: 1981, 2nd round (24th overall) by Dallas**

	G	GS	MIN	FG	FGA	PCT	FT	FTA	PCT	OFF	DEF	TOT	A	PF	D	ST	TO	BS	PTS	AVG
1989-90	17	5	259	45	105	.429	33	37	.892	13	23	36	8	23	0	10	14	2	124	7.3

3-PT. FG: 1989-90 1-1 (1.000)

VRANES, DANNY

Utah **#20** **HT: 6-8** **WT: 220**
Birthdate: Oct. 29, 1958 **Drafted: 1981, 1st round (5th overall) by Seattle**

	G	GS	MIN	FG	FGA	PCT	FT	FTA	PCT	OFF	DEF	TOT	A	PF	D	ST	TO	BS	PTS	AVG
1986-87	58	6	817	59	138	.428	21	45	.467	51	95	146	30	127	0	35	26	25	140	2.4
1987-88	57	5	772	53	121	.438	15	35	.429	45	72	117	36	100	0	27	25	33	121	2.1
TOTALS	**115**	**11**	**1589**	**112**	**259**	**.432**	**36**	**80**	**.450**	**96**	**167**	**263**	**66**	**227**	**0**	**62**	**51**	**58**	**261**	**2.3**

3-PT. FG: 1986-87, 1-5 (.200); 1987-88, 0-3 (.000); TOTALS 1-8 (.125)

PLAYOFFS

	G	MIN	FG	FGA	PCT	FT	FTA	PCT	OFF	DEF	TOT	A	PF	D	ST	TO	BS	PTS	AVG
1986-87	2	3	0	0	—	0	0	—	0	3	3	0	1	0	0	0	0	0	0.0

VUCEVIC, NIK

USC **#8** **HT: 7-0** **WT: 240**
Birthdate: Oct. 24, 1990 **Drafted: 2011, 1st round (16th overall) by Philadelphia**

	G	GS	MIN	FG	FGA	PCT	FT	FTA	PCT	OFF	DEF	TOT	A	PF	D	ST	TO	BS	PTS	AVG
2011-12	51	15	812	131	291	.450	18	34	.529	88	158	246	31	111	0	20	33	34	283	5.5

3-PT. FG: 2011-12, 3-8 (.375)

PLAYOFFS

	G	GS	MIN	FG	FGA	PCT	FT	FTA	PCT	OFF	DEF	TOT	A	PF	D	ST	TO	BS	PTS	AVG
2011-12	1	0	3	0	1	.000	1	2	.500	0	1	1	0	0	0	0	0	0	1	1.0

WAYNS, MAALIK

Villanova **#18** **HT: 6-2** **WT: 200**
Birthdate: May 2, 1991 **Drafted: Undrafted**

	G	GS	MIN	FG	FGA	PCT	FT	FTA	PCT	OFF	DEF	TOT	A	PF	D	ST	TO	BS	PTS	AVG
2012-13	21	1	165	19	72	.264	13	15	.867	1	4	5	20	18	0	3	13	0	56	2.7

3-PT. FG: 2012-13, 5-25 (.200)

WALKER, CHET

Bradley **#25** **HT: 6-6 1/2** **WT: 215**
Birthdate: Feb. 22, 1940 **Drafted: 1962, 2nd round (12th overall)**

	G	GS	MIN	FG	FGA	PCT	FT	FTA	PCT	OFF	DEF	TOT	A	PF	D	ST	TO	BS	PTS	AVG
1962-63	78	—	1992	352	751	.469	253	362	.699	—	—	561	83	220	3	—	—	—	957	12.3
1963-64	76	—	2775	492	1118	.440	330	464	.711	—	—	784	124	232	3	—	—	—	1314	17.3
1964-65	79	—	2187	377	936	.403	288	388	.742	—	—	528	132	200	2	—	—	—	1042	13.2
1965-66	80	—	2603	443	982	.451	335	468	.716	—	—	636	201	238	3	—	—	—	1221	15.3
1966-67	81	—	2691	561	1150	.488	445	581	.766	—	—	660	188	232	4	—	—	—	1567	19.3
1967-68	82	—	2623	539	1172	.460	387	533	.726	—	—	607	157	252	3	—	—	—	1465	17.9
1968-69	82	—	2753	554	1145	.484	369	459	.804	—	—	640	144	244	0	—	—	—	1477	18.0
TOTALS	**558**	**—**	**17624**	**3318**	**7254**	**.457**	**2407**	**3255**	**.739**	**—**	**—**	**4416**	**1029**	**1618**	**18**	**—**	**—**	**—**	**9043**	**16.2**

CHET WALKER PLAYOFFS

	G	GS	MIN	FG	FGA	PCT	FT	FTA	PCT	OFF	DEF	TOT	A	PF	D	ST	TO	BS	PTS	AVG
1962-63	5	—	130	27	53	.509	22	30	.733	—	—	47	9	8	0	—	—	—	76	15.2
1963-64	5	—	190	30	77	.390	34	46	.739	—	—	52	13	15	0	—	—	—	94	18.8

1964-65	11	—	469	83	173	.480	57	75	.760	—	—	79	18	38	0	—	—	—	223	20.3
1965-66	5	—	181	24	64	.375	25	31	.806	—	—	37	15	18	0	—	—	—	73	14.6
1966-67	15	—	551	115	246	.467	96	119	.807	—	—	114	32	44	0	—	—	—	326	21.7
1967-68	13	—	485	86	210	.410	76	112	.679	—	—	96	24	44	1	—	—	—	248	19.1
1968-69	4	—	100	23	43	.535	8	12	.667	—	—	23	8	5	0	—	—	—	54	13.5
TOTALS	**58**	**—**	**2106**	**388**	**866**	**.448**	**318**	**425**	**.748**	**—**	**—**	**448**	**119**	**172**	**1**	**—**	**—**	**—**	**1094**	**18.9**

ALL-STAR GAME

	G	GS	MIN	FG	FGA	PCT	FT	FTA	PCT	OFF	DEF	TOT	A	PF	D	ST	TO	BS	PTS	AVG
1964	1	0	12	2	5	.400	0	0	---	—	—	0	0	1	0	—	—	—	4	
1966	1	0	25	3	10	.300	2	3	.667	—	—	6	4	2	0	—	—	—	8	
1967	1	0	22	6	9	.667	3	4	.750	—	—	4	1	2	0	—	—	—	15	
TOTALS	**3**	**0**	**59**	**11**	**24**	**.458**	**5**	**7**	**.714**	**—**	**—**	**10**	**5**	**5**	**0**	**—**	**—**	**—**	**27**	

WALTERS, REX

Kansas #23 HT: 6-4 WT: 190
Birthdate: Mar. 12, 1970
Drafted: 1993, 1st round (16th overall) by New Jersey

	G	GS	MIN	FG	FGA	PCT	FT	FTA	PCT	OFF	DEF	TOT	A	PF	D	ST	TO	BS	PTS	AVG
1995-96	33	8	523	49	115	.426	36	46	.783	11	37	48	95	49	0	22	34	4	153	4.6
1996-97	59	16	1041	148	325	.455	49	62	.790	21	86	107	113	75	1	28	61	3	402	6.8
1997-98	19	0	127	11	29	.379	17	17	1.000	3	6	9	21	17	0	5	17	0	42	2.2
TOTALS	**111**	**24**	**1691**	**208**	**469**	**.443**	**102**	**125**	**.816**	**35**	**129**	**164**	**229**	**141**	**1**	**55**	**112**	**7**	**597**	**5.4**

3-PT. FG: 1995-96, 19-54 (.352); 1996-97, 57-148 (.385); 1997-98, 3-14 (.214); TOTALS, 79-216 (.366)

WARBINGTON, PERRY

Georgia Southern #6 HT: 6-2 WT:165
Birthdate: Sept. 7, 1952
Drafted: 1974, 9th round (145th overall) by 76ers

	G	GS	MIN	FG	FGA	PCT	FT	FTA	PCT	OFF	DEF	TOT	A	PF	D	ST	TO	BS	PTS	AVG
1974-75	5	0	70	4	21	.190	2	2	1.000	2	6	8	16	16	0	0	—	0	10	2.0

WARD, GERRY

Boston College #26 HT: 6-4 WT: 200
Birthdate: Sept 6, 1941
Drafted: 1963, 1st round (5th overall) by St. Louis

	G	GS	MIN	FG	FGA	PCT	FT	FTA	PCT	OFF	DEF	TOT	A	PF	D	ST	TO	BS	PTS	AVG
1965-66	66	—	838	67	189	.354	39	60	.650	—	—	89	80	163	3	—	—	—	173	2.6

PLAYOFFS

	G	GS	MIN	FG	FGA	PCT	FT	FTA	PCT	OFF	DEF	TOT	A	PF	D	ST	TO	BS	PTS	AVG
1965-66	5	—	44	2	8	.250	0	1	.000	—	—	5	1	11	0	—	—	—	4	0.8

WARE, CASPER

Long Beach State #17 HT: 5-10 WT: 175
Birthdate: Jan. 17, 1990
Drafted: N/A

	G	GS	MIN	FG	FGA	PCT	FT	FTA	PCT	OFF	DEF	TOT	A	PF	D	ST	TO	BS	PTS	AVG
2013-14	9	0	116	18	42	.429	5	6	.833	0	9	9	0	11	0	8	5	0	48	5.3

3-PT. FG: 2013-14, 7-21 (.333)

WARLEY, BEN

Tennessee State #14 HT: 6-6 WT: 205
Birthdate: Sept. 4, 1936
Drafted: 1961, 1st round (6th overall) by Syracuse

	G	GS	MIN	FG	FGA	PCT	FT	FTA	PCT	OFF	DEF	TOT	A	PF	D	ST	TO	BS	PTS	AVG
1962-63	26	—	206	50	111	.450	25	35	.714	—	—	86	4	42	1	—	—	—	125	4.8
1963-64	79	—	1740	215	494	.435	220	305	.721	—	—	619	71	274	5	—	—	—	650	8.2
1964-65	64	—	900	94	253	.372	124	176	.705	—	—	277	53	170	6	—	—	—	312	4.9
1965-66	1	—	6	1	3	.333	0	0	---	—	—	2	0	1	0	—	—	—	2	2.0
TOTALS	**170**	**—**	**2852**	**360**	**861**	**.418**	**369**	**516**	**.715**	**—**	**—**	**984**	**128**	**487**	**12**	**—**	**—**	**—**	**1089**	**6.4**

PLAYOFFS

	G	GS	MIN	FG	FGA	PCT	FT	FTA	PCT	OFF	DEF	TOT	A	PF	D	ST	TO	BS	PTS	AVG
1962-63	2	—	9	0	4	.000	2	4	.500	—	—	3	0	2	0	—	—	—	2	1.0
1963-64	4	—	85	9	23	.391	10	15	.667	—	—	33	2	11	0	—	—	—	28	7.0
1964-65	2	—	6	0	1	.000	0	0	---	—	—	1	1	1	0	—	—	—	0	0.0
TOTALS	**8**	**—**	**100**	**9**	**28**	**.321**	**12**	**19**	**.632**	**—**	**—**	**37**	**3**	**14**	**0**	**—**	**—**	**—**	**30**	**3.8**

WASHINGTON, JIM

Villanova #12 HT: 6-7 WT: 215
Birthdate: July 1, 1943
Drafted: 1965, 1st round (5th overall) by St. Louis

	G	GS	MIN	FG	FGA	PCT	FT	FTA	PCT	OFF	DEF	TOT	A	PF	D	ST	TO	BS	PTS	AVG
1969-70	79	—	2459	401	842	.476	204	273	.747	—	—	734	104	262	5	—	—	—	1006	12.7
1970-71	78	—	2501	395	829	.476	259	340	.762	—	—	747	97	258	6	—	—	—	1049	13.4
1971-72	17	11	545	68	156	.436	55	67	.821	—	—	135	25	59	3	—	—	—	191	11.2
TOTALS	**174**	**11**	**5503**	**864**	**1827**	**.473**	**518**	**680**	**.762**	**—**	**—**	**1616**	**226**	**579**	**14**	**—**	**—**	**—**	**2246**	**12.9**

PLAYOFFS

	G	GS	MIN	FG	FGA	PCT	FT	FTA	PCT	OFF	DEF	TOT	A	PF	D	ST	TO	BS	PTS	AVG
1969-70	5	—	167	25	57	.439	13	23	.565	—	—	49	9	18	0	—	—	—	63	12.6
1970-71	7	—	216	27	61	.443	26	36	.722	—	—	48	10	24	1	—	—	—	80	11.4
TOTALS	**12**	**—**	**383**	**52**	**118**	**.441**	**39**	**59**	**.661**	**—**	**—**	**97**	**19**	**42**	**1**	**—**	**—**	**—**	**143**	**11.9**

WASHINGTON, WILSON

Old Dominion #52 HT: 6-10 WT: 235
Birthdate: Aug. 3, 1955
Drafted: 1977, 2nd round (25th overall) by 76ers

	G	GS	MIN	FG	FGA	PCT	FT	FTA	PCT	OFF	DEF	TOT	A	PF	D	ST	TO	BS	PTS	AVG
1977-78	14	0	38	8	19	.421	3	6	.500	2	12	14	1	3	0	1	10	2	19	1.4

WEATHERSPOON, CLARENCE

Southern Mississippi #35 HT: 6-7 WT: 240
Birthdate: Sept. 8, 1970
Drafted: 1992, 1st round (9th overall) by 76ers

	G	GS	MIN	FG	FGA	PCT	FT	FTA	PCT	OFF	DEF	TOT	A	PF	D	ST	TO	BS	PTS	AVG
1992-93	82	82	2654	494	1053	.469	291	408	.713	179	410	589	147	188	1	85	176	67	1280	15.6
1993-94	82	82	3147	602	1246	.483	298	430	.693	254	578	832	192	152	0	100	195	116	1506	18.4
1994-95	76	76	2991	543	1238	.439	283	377	.751	144	382	526	215	195	1	115	191	67	1373	18.1
1995-96	78	75	3096	491	1015	.484	318	426	.746	237	516	753	158	214	3	112	179	108	1300	16.7
1996-97	82	82	2949	398	811	.491	206	279	.738	219	460	679	140	187	0	74	137	86	1003	12.2
1997-98	48	18	1290	141	331	.426	123	174	.707	109	227	336	40	108	1	43	69	52	405	8.4
TOTALS	**448**	**415**	**16127**	**2669**	**5694**	**.469**	**1519**	**2094**	**.725**	**1142**	**2573**	**3715**	**892**	**1044**	**6**	**529**	**947**	**496**	**6867**	**15.3**

3-PT. FG: 1992-93, 1-4 (.250); 1993-94, 4-17 (.235); 1994-95, 4-21 (.190); 1995-96 ,0-2 (.000); 1996-97 1-6 (.167); 1997-98 0-0 (---); TOTALS, 10-50 (.200)

WEBBER, CHRIS

Michigan #4 HT: 6-10 WT: 245
Birthdate: March 1, 1973
Drafted: 1993, 1st round (1st overall) by Orlando

	G	GS	MIN	FG	FGA	PCT	FT	FTA	PCT	OFF	DEF	TOT	A	PF	D	ST	TO	BS	PTS	AVG
2004-05	21	21	702	143	366	.391	38	49	.776	36	129	165	66	70	3	26	49	19	328	15.6
2005-06	75	75	2893	617	1422	.434	263	348	.756	184	557	741	256	219	1	103	182	62	1518	20.2
2006-07	18	18	544	89	230	.387	18	28	.643	37	112	149	61	36	0	18	33	15	198	11.0
TOTALS	**114**	**114**	**4139**	**849**	**2018**	**.421**	**319**	**425**	**.751**	**257**	**798**	**1055**	**383**	**325**	**4**	**147**	**264**	**96**	**2044**	**17.9**

3-PT FG: 2004-05, 4-15 (.267); 2005-06, 21-77 (.273); 2006-07, 2-5 (.400); TOTALS, 27-97 (.278)

CHRIS WEBBER PLAYOFFS

	G	GS	MIN	FG	FGA	PCT	FT	FTA	PCT	OFF	DEF	TOT	A	PF	D	ST	TO	BS	PTS	AVG
2004-05	5	5	186	39	95	.411	12	16	.750	12	17	29	14	20	0	6	11	1	95	19.0

3-PT FG: 2004-05, 5-14 (.357)

WEEMS, SONNY

Arkansas #9 HT: 6-6 WT: 205
Birthdate: July 8, 1986
Drafted: 2008, 2nd round (39th overall) by Chicago

	G	GS	MIN	FG	FGA	PCT	FT	FTA	PCT	OFF	DEF	TOT	A	PF	D	ST	TO	BS	PTS	AVG
2015-16	7	0	78	7	21	.333	1	2	.500	1	11	12	2	7	0	0	4	0	17	2.4

3-PT FG: 2015-16, 2-9 (.222)

WEISS, BOB

Penn State #12 HT: 6-3 WT: 180
Birthdate: May 7, 1942
Drafted: 1965, 3rd round (18th overall) by 76ers

	G	GS	MIN	FG	FGA	PCT	FT	FTA	PCT	OFF	DEF	TOT	A	PF	D	ST	TO	BS	PTS	AVG
1965-66	7	—	30	3	9	.333	0	0	---	—	—	7	4	10	0	—	—	—	6	0.9
1966-67	6	—	29	5	10	.500	2	5	.400	—	—	3	10	8	0	—	—	—	12	2.0
TOTALS	**13**	**—**	**59**	**8**	**19**	**.421**	**2**	**5**	**.400**	**—**	**—**	**10**	**14**	**18**	**0**	**—**	**—**	**—**	**18**	**1.4**

PLAYOFFS

	G	GS	MIN	FG	FGA	PCT	FT	FTA	PCT	OFF	DEF	TOT	A	PF	D	ST	TO	BS	PTS	AVG
1966-67	1	—	4	2	3	.667	0	0	---	—	—	2	2	1	0	—	—	—	4	4.0

WELP, CHRIS

Washington #44 HT: 7-0 WT:245
Birthdate: Jan. 2, 1964
Drafted: 1987, 1st round (16th overall) by 76ers

	G	GS	MIN	FG	FGA	PCT	FT	FTA	PCT	OFF	DEF	TOT	A	PF	D	ST	TO	BS	PTS	AVG
1987-88	10	0	132	18	31	.581	12	18	.667	11	13	24	5	25	0	5	9	5	48	4.8
1988-89	72	0	843	99	222	.446	48	73	.658	59	134	193	29	176	0	23	42	41	246	3.4
TOTALS	**82**	**0**	**975**	**117**	**253**	**.462**	**60**	**91**	**.659**	**70**	**147**	**217**	**34**	**201**	**0**	**28**	**51**	**46**	**294**	**3.6**

3-PT.FG: 1988-89, 0-1 (.000)

PLAYOFFS

	G	GS	MIN	FG	FGA	PCT	FT	FTA	PCT	OFF	DEF	TOT	A	PF	D	ST	TO	BS	PTS	AVG
1988-89	3	—	22	1	3	.333	0	2	.000	0	7	7	0	7	0	0	1	0	2	0.7

WESLEY, WALT

Kansas #26 HT: 6-11 WT: 230
Birthdate: Apr. 25, 1945
Drafted: 1966, 1st round (6th overall) by Cincinnati

	G	GS	MIN	FG	FGA	PCT	FT	FTA	PCT	OFF	DEF	TOT	A	PF	D	ST	TO	BS	PTS	AVG
1974-75	4	0	33	5	9	.556	2	4	.500	4	4	8	1	8	0	0	—	0	12	3.0

WHITE, HUBIE

Villanova #23 HT: 6-4 WT: 205
Birthdate: Jan. 26, 1940
Drafted: 1962, 2nd round (14th overall) by Philadelphia

	G	GS	MIN	FG	FGA	PCT	FT	FTA	PCT	OFF	DEF	TOT	A	PF	D	ST	TO	BS	PTS	AVG
1963-64	23	—	196	31	105	.295	17	28	.607			42	12	28	0				79	3.4

WIGGINS, MITCHELL

Florida State #23 HT: 6-4 WT: 185
Birthdate: Sept. 28, 1959
Drafted: 1983, 1st round (23rd overall) by Indiana

	G	GS	MIN	FG	FGA	PCT	FT	FTA	PCT	OFF	DEF	TOT	A	PF	D	ST	TO	BS	PTS	AVG
1991-92	49	0	569	88	229	.384	35	51	.686	43	51	94	22	67	0	20	25	1	211	4.3

3 PT. FG: 1991-92, 0-1 (.000)

ALL-TIME ROSTER

WILKINS, DAMIEN

Georgia | #8 | HT: 6-6 | WT: 225
Birthdate: Jan. 11, 1980 | Drafted: Undrafted

	G	GS	MIN	FG	FGA	PCT	FT	FTA	PCT	OFF	DEF	TOT	A	PF	D	ST	TO	BS	PTS	AVG
2012-13	61	21	1095	145	316	.459	81	109	.743	32	73	105	91	98	0	37	49	18	388	6.4

3-PT. FG: 2012-13, 17-51 (.333)

WILKINS, EDDIE LEE

Gardner Webb | #45 | HT: 6-10 | WT: 265
Birthdate: May 7, 1962 | Drafted: 1984, 6th round (133rd overall) by New York

	G	GS	MIN	FG	FGA	PCT	FT	FTA	PCT	OFF	DEF	TOT	A	PF	D	ST	TO	BS	PTS	AVG
1992-93	26	0	192	55	97	.567	48	78	.615	14	26	40	2	34	1	7	17	1	158	6.1

3-PT. FG: 1992-93, 0-2 (.000)

WILLIAMS, ELLIOT

Memphis | #25 | HT: 6-5 | WT: 180
Birthdate: June 20, 1989 | Drafted: 2010, 1st round (22nd overall) by Portland

	G	GS	MIN	FG	FGA	PCT	FT	FTA	PCT	OFF	DEF	TOT	A	PF	D	ST	TO	BS	PTS	AVG
2013-14	67	2	1157	140	337	.415	87	119	.731	30	100	130	72	126	0	35	68	3	404	6.0

3-PT. FG: 2013-14, 37-125 (.296)

WILLIAMS, JAYSON

St. John's | #55 | HT: 6-10 | WT: 240
Birthdate: Feb. 22, 1968 | Drafted: 1990, 1st round (21st overall) by Phoenix

	G	GS	MIN	FG	FGA	PCT	FT	FTA	PCT	OFF	DEF	TOT	A	PF	D	ST	TO	BS	PTS	AVG
1990-91	52	1	508	72	161	.447	37	56	.661	41	70	111	16	92	1	9	40	6	182	3.5
1991-92	50	8	646	75	206	.364	56	88	.636	62	83	145	12	110	1	20	44	20	206	4.1
TOTALS	**102**	**9**	**1154**	**147**	**367**	**.401**	**93**	**144**	**.646**	**103**	**153**	**256**	**28**	**202**	**2**	**29**	**84**	**26**	**388**	**3.8**

3-PT. FG: 1990-91, 1-2 (.500)

WILLIAMS, LOU

South Gwinnett HS (Ga.) | #23 | HT: 6-1 | WT: 175
Birthdate: Oct. 27, 1986 | Drafted: 2005, 2nd round (45th overall) by 76ers

	G	GS	MIN	FG	FGA	PCT	FT	FTA	PCT	OFF	DEF	TOT	A	PF	D	ST	TO	BS	PTS	AVG
2005-06	30	0	145	23	52	.442	8	13	.615	3	16	19	10	13	0	5	13	0	56	1.9
2006-07	61	0	688	93	211	.441	64	92	.696	17	53	70	110	42	0	22	46	1	262	4.3
2007-08	80	0	1862	319	752	.424	227	290	.783	41	126	167	253	130	0	81	125	13	920	11.5
2008-09	81	0	1919	336	844	.398	304	385	.790	36	129	165	242	128	0	85	151	14	1039	12.8
2009-10	64	38	1911	318	677	.470	192	233	.824	25	162	187	268	110	1	80	106	15	898	14.0
2010-11	75	0	1747	323	795	.406	293	356	.823	32	117	149	252	128	1	47	102	17	1027	13.7
2011-12	64	0	1682	318	782	.407	237	292	.812	30	125	155	221	90	0	53	71	18	956	14.9
TOTALS	**455**	**38**	**9955**	**1730**	**4113**	**.421**	**1325**	**1661**	**.798**	**184**	**728**	**912**	**1356**	**641**	**2**	**373**	**614**	**78**	**5158**	**11.3**

3-PT. FG: 2005-06, 2-9 (.222); 2006-07, 12-37 (.324); 2007-08, 55-153 (.359); 2008-09, 63-220 (.286), 2009-10, 70-206 (.340); 2010-11, 88-253 (.348); 2011-12, 83-229 (.362); TOTALS, 373-1107 (.337)

PLAYOFFS

	G	GS	MIN	FG	FGA	PCT	FT	FTA	PCT	OFF	DEF	TOT	A	PF	D	ST	TO	BS	PTS	AVG
2007-08	6	0	135	24	60	.400	22	30	.733	3	9	12	12	11	0	6	7	0	72	12.0
2008-09	6	0	149	21	51	.412	10	15	.667	2	13	15	17	10	0	3	12	1	58	9.7
2010-11	5	0	130	17	52	.327	14	19	.737	0	8	8	15	6	0	5	4	0	54	10.8
2011-12	13	0	358	50	142	.352	41	52	.788	3	24	27	39	17	0	13	16	0	149	11.5
TOTALS	**30**	**0**	**772**	**112**	**305**	**.367**	**87**	**116**	**.750**	**8**	**54**	**62**	**83**	**44**	**0**	**27**	**39**	**1**	**333**	**11.1**

3 PT. FG: 2007-08, 2-9 (.222); 2008-09, 6-16 (.375); 2010-11, 6-20 (.300); 2011-12, 8-48 (.167); TOTALS, 22-93 (237)

WILLIAMS, MONTY

Notre Dame | #5 | HT: 6-8 | WT: 225
Birthdate: Oct. 8, 1971 | Drafted: 1994, 1st round (24th overall) by New York

	G	GS	MIN	FG	FGA	PCT	FT	FTA	PCT	OFF	DEF	TOT	A	PF	D	ST	TO	BS	PTS	AVG
2002-03	21	2	276	34	80	.425	24	32	.750	12	33	45	26	33	0	12	17	5	92	4.4
2003-04	INJURED LIST - LEFT KNEE PAIN (TRADED TO ORLANDO ON 12/23/03)																			

3 PT. FG: 2002-03, 0-2 (.000)

PLAYOFFS

	G	GS	MIN	FG	FGA	PCT	FT	FTA	PCT	OFF	DEF	TOT	A	PF	D	ST	TO	BS	PTS	AVG
2002-03	10	0	96	8	23	.348	3	4	.750	7	8	15	0	12	0	2	4	0	19	1.9

3 PT. FG: 2002-03, 0-1 (.000)

WILLIAMS, SAM

Arizona State | #33 | HT: 6-8 | WT: 215
Birthdate: Mar. 7, 1959 | Drafted: 1981, 2nd round (33rd overall) by Golden St.

	G	GS	MIN	FG	FGA	PCT	FT	FTA	PCT	OFF	DEF	TOT	A	PF	D	ST	TO	BS	PTS	AVG
1983-84	70	12	1375	193	405	.477	86	133	.647	117	209	326	60	203	3	62	96	103	472	6.7
1984-85	46	8	488	58	148	.392	28	47	.596	38	68	106	11	92	1	26	44	26	144	3.1
TOTALS	**116**	**20**	**1863**	**251**	**553**	**.454**	**114**	**180**	**.633**	**155**	**277**	**432**	**71**	**295**	**4**	**88**	**140**	**129**	**616**	**5.3**

3-PT. FG: 1983-84, 0-1 (.000); 1984-85, 0-1 (.000); TOTALS, 0-2 (.000)

PLAYOFFS

	G	GS	MIN	FG	FGA	PCT	FT	FTA	PCT	OFF	DEF	TOT	A	PF	D	ST	TO	BS	PTS	AVG
1983-84	4	—	55	2	8	.250	1	2	.500	1	5	6	3	7	0	2	5	6	5	1.3
1984-85	5	—	26	1	6	.167	3	10	.300	4	8	12	0	2	0	0	4	0	5	1.0
TOTALS	**9**	**9**	**81**	**3**	**14**	**.214**	**4**	**12**	**.333**	**5**	**13**	**18**	**3**	**9**	**0**	**2**	**9**	**6**	**10**	**1.1**

3-PT. FG: 1983-84, 0-1 (.000); 1984-85, 0-1 (.000); TOTALS, 0-2 (.000)

WILLIAMS, SCOTT

North Carolina | #55 | HT: 6-10 | WT: 230
Birthdate: March 24, 1968 | Drafted: Undrafted (1990)

	G	GS	MIN	FG	FGA	PCT	FT	FTA	PCT	OFF	DEF	TOT	A	PF	D	ST	TO	BS	PTS	AVG
1994-95	77	43	1781	206	434	.475	79	107	.738	173	312	485	59	237	4	71	84	40	491	6.4
1995-96	13	1	193	15	29	.517	10	12	.833	13	33	46	5	27	0	6	8	7	40	3.1
1996-97	62	52	1317	162	318	.509	38	55	.891	155	242	397	41	206	5	44	50	41	362	5.8
1997-98	58	7	801	93	213	.437	51	63	.810	87	124	211	29	132	0	17	30	21	237	4.1
1998-99	2	0	17	0	2	.000	0	0	---	1	1	2	1	4	0	2	2	1	0	0.0
TOTALS	**212**	**103**	**4109**	**476**	**996**	**.478**	**178**	**237**	**.751**	**429**	**712**	**1141**	**135**	**606**	**9**	**140**	**174**	**110**	**1130**	**5.3**

3-PT. FG: 1994-95, 0-7 (.000); 1995-96, 0-2 (.000);1996-97, 0-2 (.000); 1997-98, 0-5 (.000); 1998-99, 0-0 (.000); TOTALS, 0-16 (.000)

WILLIAMSON, CORLISS

Arkansas | #14 | HT: 6-7 | WT: 245
Birthdate: Dec. 4, 1973 | Drafted: 1995, 1st round (13th overall) by Sacramento

	G	GS	MIN	FG	FGA	PCT	FT	FTA	PCT	OFF	DEF	TOT	A	PF	D	ST	TO	BS	PTS	AVG
2004-05	48	5	1056	194	417	.465	130	165	.788	73	105	178	43	144	1	26	60	12	518	10.8

WILSON, GEORGE

Cincinnati | #16 | HT: 6-8 | WT: 230
Birthdate: May 9, 1942 | Drafted: 1964, 1st territorial pick by Cincinnati

	G	GS	MIN	FG	FGA	PCT	FT	FTA	PCT	OFF	DEF	TOT	A	PF	D	ST	TO	BS	PTS	AVG
1968-69	38	—	552	81	182	.445	60	84	.714	—	—	216	32	87	1	—	—	—	222	5.8
1969-70	67	—	836	118	304	.388	122	172	.709	—	—	317	52	145	3	—	—	—	358	5.3
TOTALS	**105**	**—**	**1388**	**199**	**486**	**.409**	**182**	**256**	**.711**	**—**	**—**	**533**	**84**	**232**	**4**	**—**	**—**	**—**	**580**	**5.5**

PLAYOFFS

	G	GS	MIN	FG	FGA	PCT	FT	FTA	PCT	OFF	DEF	TOT	A	PF	D	ST	TO	BS	PTS	AVG
1968-69	5	—	45	0	7	.000	3	4	.750	—	—	18	8	9	0	—	—	—	3	0.6
1969-70	2	—	23	4	13	.308	1	1	1.000	—	—	12	1	4	0	—	—	—	9	4.5
TOTALS	**7**	**—**	**68**	**4**	**20**	**.200**	**4**	**5**	**.800**	**—**	**—**	**30**	**9**	**13**	**0**	**—**	**—**	**—**	**12**	**1.7**

WILSON, TREVOR

UCLA | #30 | HT: 6-8 | WT: 215
Birthdate: March 16, 1968 | Drafted: 1990, 2nd round (36th overall) by Atlanta

	G	GS	MIN	FG	FGA	PCT	FT	FTA	PCT	OFF	DEF	TOT	A	PF	D	ST	TO	BS	PTS	AVG
1995-96	6	0	79	10	20	.500	3	4	.750	7	7	14	4	9	0	3	1	0	23	3.8

WINGATE, DAVID

Georgetown | #25 | HT: 6-5 | WT: 185
Birthdate: Dec. 15, 1963 | Drafted: 1986, 2nd round (44th overall) by 76ers

	G	GS	MIN	FG	FGA	PCT	FT	FTA	PCT	OFF	DEF	TOT	A	PF	D	ST	TO	BS	PTS	AVG
1986-87	77	9	1612	259	602	.430	149	201	.741	70	86	156	155	169	1	93	128	19	680	8.8
1987-88	61	22	1419	218	545	.400	99	132	.750	44	57	101	119	125	0	47	104	22	545	8.9
1988-89	33	6	372	54	115	.470	27	34	.794	12	25	37	73	43	0	9	35	2	137	4.2
TOTALS	**171**	**37**	**3403**	**531**	**1262**	**.419**	**275**	**367**	**.749**	**126**	**168**	**294**	**347**	**337**	**1**	**149**	**267**	**43**	**1362**	**8.0**

3-PT. FG: 1986-87, 13-52 (.250); 1987-88, 10-40 (.250); 1988-89, 2-6 (.333); TOTALS, 25-98 (.255)

DAVID WINGATE PLAYOFFS

	G	GS	MIN	FG	FGA	PCT	FT	FTA	PCT	OFF	DEF	TOT	A	PF	D	ST	TO	BS	PTS	AVG
1986-87	5	—	90	15	37	.405	9	14	.643	5	7	12	9	11	1	5	8	1	41	8.2

3-PT. FG: 1986-87 2-2, 1.000

WINTERS, VOISE

Bradley | #11 | HT: 6-8 | WT: 200
Birthdate: Oct. 12, 1962 | Drafted: 1985, 2nd round (44th overall) by 76ers

	G	GS	MIN	FG	FGA	PCT	FT	FTA	PCT	OFF	DEF	TOT	A	PF	D	ST	TO	BS	PTS	AVG
1985-86	4	0	17	3	13	.231	0	0	---	1	2	3	0	1	0	1	2	0	6	1.5

3-PT. FG: 1985-86, 0-1 (.000)

WOHL, DAVE

Pennsylvania | #13 | HT: 6-2 | WT: 185
Birthdate: Nov. 2, 1949 | Drafted: 1971, 3rd round (46th overall) by 76ers

	G	GS	MIN	FG	FGA	PCT	FT	FTA	PCT	OFF	DEF	TOT	A	PF	D	ST	TO	BS	PTS	AVG
1971-72	79	32	1628	243	567	.429	156	206	.757	—	—	150	228	229	2	—	—	—	642	8.1

WOOD, CHRISTIAN

Nevada-Las Vegas | #35 | HT: 6-11 | WT: 220
Birthdate: Sept. 27, 1995 | Drafted: Undrafted

	G	GS	MIN	FG	FGA	PCT	FT	FTA	PCT	OFF	DEF	TOT	A	PF	D	ST	TO	BS	PTS	AVG
2015-16	17	0	145	22	53	.415	13	21	.619	13	25	38	3	11	0	5	2	7	61	3.6

3-PT FG: 2015-16, 4-11 (.364)

WOOD, LEON

California Fullerton | #20 | HT: 6-3 | WT: 185
Birthdate: March 25, 1962 | Drafted: 1984, 1st round (10th overall) by 76ers

	G	GS	MIN	FG	FGA	PCT	FT	FTA	PCT	OFF	DEF	TOT	A	PF	D	ST	TO	BS	PTS	AVG
1984-85	38	1	269	50	134	.373	18	26	.692	3	15	18	45	17	0	8	25	0	122	3.2
1985-86	29	1	455	57	136	.419	27	34	.794	9	18	27	75	24	0	14	20	0	154	5.3
TOTALS	**67**	**2**	**724**	**107**	**270**	**.396**	**45**	**60**	**.750**	**12**	**33**	**45**	**120**	**41**	**0**	**22**	**45**	**0**	**276**	**4.1**

3-PT. FG: 1984-85 4-30; 1985-86 13-29; TOTALS 17-59, .288

PLAYOFFS

	G	GS	MIN	FG	FGA	PCT	FT	FTA	PCT	OFF	DEF	TOT	A	PF	D	ST	TO	BS	PTS	AVG
1984-85	5	—	15	4	9	.444	6	8	.750	0	1	1	2	0	0	0	3	0	14	2.8

3-PT FG: 1984-85 0-1, .000

WOOLRIDGE, ORLANDO

Notre Dame | #0 | HT: 6-9 | WT: 215
Birthdate: December 16, 1959 | Drafted: 1981, 1st round (6th overall) by Atlanta

	G	GS	MIN	FG	FGA	PCT	FT	FTA	PCT	OFF	DEF	TOT	A	PF	D	ST	TO	BS	PTS	AVG
1993-94	74	1	1955	364	773	.471	208	302	.689	103	195	298	139	186	1	41	142	56	937	12.0

3-PT. FG: 1-14, .071

WRIGHT, DORELL

South Kent Prep HS (CT) | #4 | HT: 6-9 | WT: 205
Birthdate: Dec. 2 1985 | Drafted: 2004, 1st round (19th overall) by Miami

	G	GS	MIN	FG	FGA	PCT	FT	FTA	PCT	OFF	DEF	TOT	A	PF	D	ST	TO	BS	PTS	AVG
2012-13	79	8	1783	237	599	.396	120	141	.851	42	260	302	150	98	0	62	64	35	729	9.2

3-PT. FG: 2012-13, 135-361 (.374)

WRIGHT, SHARONE

Clemson | #4 | HT: 6-11 | WT: 260
Birthdate: January 30, 1973 | Drafted: 1994, 1st round (6th pick) by 76ers

	G	GS	MIN	FG	FGA	PCT	FT	FTA	PCT	OFF	DEF	TOT	A	PF	D	ST	TO	BS	PTS	AVG
1994-95	79	49	2044	361	776	.465	182	282	.645	191	281	472	48	246	5	37	151	104	904	11.4
1995-96	46	32	1136	183	384	.477	117	186	.629	124	175	299	27	125	2	24	81	39	483	10.5
TOTALS	**125**	**81**	**3180**	**544**	**1160**	**.469**	**299**	**468**	**.639**	**315**	**456**	**771**	**75**	**371**	**7**	**61**	**232**	**143**	**1387**	**11.1**

3-PT. FG: 1994-95 0-8; 1995-96 0-0; TOTALS 0-8, .000

WROTEN, TONY

Washington — #8 — HT: 6-5 — WT: 205
Birthdate: Apr. 13, 1993 — Drafted: 2012, 1st round (25th overall) by Memphis

	G	GS	MIN	FG	FGA	PCT	FT	FTA	PCT	OFF	DEF	TOT	A	PF	D	ST	TO	BS	PTS	AVG
2013-14	72	16	1765	345	808	.427	209	326	.641	69	159	228	217	151	1	78	204	16	939	13.0
2014-15	30	15	895	175	434	.403	120	180	.667	22	64	86	157	72	1	48	113	8	507	16.9
2015-16	8	3	144	22	65	.338	20	37	.541	2	19	21	20	11	0	3	29	0	67	8.4
TOTALS	**110**	**34**	**2804**	**542**	**1307**	**.415**	**80**	**347**	**.231**	**93**	**242**	**335**	**394**	**234**	**2**	**129**	**346**	**24**	**1513**	**13.8**

3-PT. FG: 2013-14, 40-188 (.213); 2014-15, 37-142 (.261); 2015-16, 3-17 (.176); TOTALS 80-347 (.231)

YARDLEY III, GEORGE

Stanford — HT: 6-5 — WT: 195
Birthdate: Nov. 3, 1928 — Drafted: 1950, by Fort Wayne

	G	GS	MIN	FG	FGA	PCT	FT	FTA	PCT	OFF	DEF	TOT	A	PF	D	ST	TO	BS	PTS	AVG
1958-59*	61	—	1839	446	1042	.428	317	407	.779	—	—	431	65	159	3	—	—	—	1209	19.8
1959-60	73	—	2402	546	1205	.453	381	467	.816	—	—	579	122	227	2	—	—	—	1473	20.2
TOTALS	**134**	**—**	**4241**	**992**	**2247**	**.441**	**698**	**874**	**.799**	**—**	**—**	**1010**	**187**	**386**	**5**	**—**	**—**	**—**	**2682**	**20.0**

PLAYOFFS

	G	GS	MIN	FG	FGA	PCT	FT	FTA	PCT	OFF	DEF	TOT	A	PF	D	ST	TO	BS	PTS	AVG
1958-59	9	—	333	83	189	.439	60	70	.857	—	—	87	21	29	0	—	—	—	226	25.1
1959-60	3	—	88	15	39	.385	10	12	.833	—	—	17	1	9	0	—	—	—	40	13.3
TOTALS	**12**	**—**	**421**	**98**	**228**	**.430**	**70**	**82**	**.854**	**—**	**—**	**104**	**22**	**38**	**0**	**—**	**—**	**—**	**266**	**22.2**

ALL-STAR GAME

	G	GS	MIN	FG	FGA	PCT	FT	FTA	PCT	OFF	DEF	TOT	A	PF	D	ST	TO	BS	PTS	AVG
1960	1	0	16	5	9	.556	1	2	.500	—	—	3	0	—	—	—	—	—	11	11.0

YATES, BARRY

Maryland — #35 — HT: 6-7 — WT: 215
Birthdate: Jan. 30, 1946 — Drafted: 1971, 8th round (131st overall) by 76ers

	G	GS	MIN	FG	FGA	PCT	FT	FTA	PCT	OFF	DEF	TOT	A	PF	D	ST	TO	BS	PTS	AVG
1971-72	24	1	144	31	83	.373	7	11	.636	—	—	40	7	14	0	—	—	—	69	2.9

YOUNG, MICHAEL

Houston — #8 — HT: 6-7 — WT: 220
Birthdate: Jan. 2, 1961 — Drafted: 1984, 1st round (24th overall) by Boston

	G	GS	MIN	FG	FGA	PCT	FT	FTA	PCT	OFF	DEF	TOT	A	PF	D	ST	TO	BS	PTS	AVG
1985-86	2	0	2	0	2	.000	0	0	.000	0	0	0	0	0	0	0	0	0	0	0.0

YOUNG, NICK

USC — #1 — HT: 6-6 — WT: 210
Birthdate: June 1, 1985 — Drafted: 2007, 1st round (16th overall) by Washington

	G	GS	MIN	FG	FGA	PCT	FT	FTA	PCT	OFF	DEF	TOT	A	PF	D	ST	TO	BS	PTS	AVG
2012-13	59	17	1411	224	542	.413	105	128	.820	24	106	130	84	84	0	36	50	14	628	10.6

3-PT. FG: 2012-13, 75-210 (.357)

YOUNG, SAM

Pittsburgh — #7 — HT: 6-6 — WT: 220
Birthdate: Jun. 1, 1985 — Drafted: 2009, 2nd round (36th overall) by Memphis

	G	GS	MIN	FG	FGA	PCT	FT	FTA	PCT	OFF	DEF	TOT	A	PF	D	ST	TO	BS	PTS	AVG
2011-12	14	0	135	13	44	.295	9	14	.643	6	15	21	6	11	0	6	7	4	40	2.9

3-PT. FG: 2011-12, 5-8 (.625)

PLAYOFFS

	G	GS	MIN	FG	FGA	PCT	FT	FTA	PCT	OFF	DEF	TOT	A	PF	D	ST	TO	BS	PTS	AVG
2011-12	2	0	4	0	2	.000	0	0	—	0	0	0	0	0	0	0	0	0	0	0.0

3 PT. FG: 2011-12, 0-1 (.000)

YOUNG, THADDEUS

Georgia Tech — #21 — HT: 6-8 — WT: 220
Birthdate: June 21, 1988 — Drafted: 2007, 1st round (12th overall) by 76ers

	G	GS	MIN	FG	FGA	PCT	FT	FTA	PCT	OFF	DEF	TOT	A	PF	D	ST	TO	BS	PTS	AVG
2007-08	74	22	1554	264	490	.539	76	103	.738	120	192	312	58	126	1	73	64	8	610	8.2
2008-09	75	71	2577	475	960	.495	139	189	.735	139	238	377	86	165	0	100	118	23	1145	15.3
2009-10	67	45	2145	382	813	.470	114	165	.691	130	220	350	97	133	0	81	126	15	926	13.8
2010-11	82	1	2135	458	847	.541	123	174	.707	153	281	434	82	170	0	90	99	26	1045	12.7
2011-12	63	1	1755	348	687	.507	111	144	.771	137	188	325	74	127	3	64	55	41	808	12.8
2012-13	76	76	2629	509	958	.531	108	188	.574	182	389	571	125	191	1	133	90	55	1127	14.8
2013-14	79	78	2718	582	1283	.454	163	229	.712	166	310	476	182	213	1	167	165	36	1417	17.9
TOTALS	**516**	**294**	**15516**	**3018**	**6038**	**.500**	**834**	**1192**	**.700**	**1027**	**1818**	**2845**	**704**	**1125**	**6**	**708**	**717**	**204**	**7078**	**13.7**

3-PT. FG: 2007-08, 6-19 (.316); 2008-09, 56-164 (.341); 2009-10, 48-138 (.348); 2010-11, 6-22 (.273); 2011-12, 1-4 (.250); 2012-13, 1-8 (.125); 2013-14, 90-292 (.308); TOTALS, 208-647 (.321)

THADDEUS YOUNG PLAYOFFS

	G	GS	MIN	FG	FGA	PCT	FT	FTA	PCT	OFF	DEF	TOT	A	PF	D	ST	TO	BS	PTS	AVG
2007-08	6	6	160	24	50	.480	12	14	.857	15	12	27	4	7	0	7	4	0	61	10.2
2008-09	6	6	229	31	69	.449	5	6	.833	9	18	27	8	17	0	6	8	1	72	12.0
2010-11	5	0	127	25	60	.417	7	12	.583	17	12	29	4	13	0	4	7	1	57	11.4
2011-12	13	0	277	39	91	.429	22	31	.710	25	43	68	15	25	0	7	15	7	100	7.7
TOTALS	**17**	**12**	**516**	**80**	**190**	**.444**	**24**	**32**	**.750**	**41**	**42**	**83**	**16**	**37**	**0**	**17**	**19**	**2**	**190**	**11.2**

3-PT. FG: 2007-08, 1-5 (.200); 2008-09, 5-12 (.417); 2010-11, 0-1 (.000); TOTALS 6-18 (.333)

ALL-TIME ROSTER

SIXERS ALL-TIME ROSTER BY SCHOOL

Alabama	MICHAEL ANSLEY
Alabama	JIM FARMER
Alabama	DERRICK McKEY
Albany State	CALDWELL JONES
Albany State	CHARLES JONES
American International	MARIO ELIE
Appalachian State	BELUS VAN SMAWLEY
Arizona	CONIEL NORMAN
Arizona	T.J. MCCONNELL
Arizona	ERIC MONEY
Arizona	ANDRE IGUODALA
Arizona State	LIONEL HOLLINS
Arizona State	KURT NIMPHIUS
Arizona State	SAM WILLIAMS
Arizona State	ISAAC AUSTIN
Arkansas	ANDREW LANG
Arkansas	SONNY WEEMS
Arkansas	CORLISS WILLIAMSON
Arkansas Little Rock	JIM LAMPLEY
Arkansas Little Rock	PETE MYERS
Assumption	JAKE JONES
Auburn	CHARLES BARKLEY
Baylor	BRIAN SKINNER
Boston College	GERRY WARD
Boston College	DANA BARROS
Bowling Green	AL BIANCHI
Bowling Green	ANTONIO DANIELS
Bowling Green	RICHAUN HOLMES
Bradley	BARNEY CABLE
Bradley	CHET WALKER
Bradley	MITCHELL ANDERSON
Bradley	VOISE WINTERS
Bradley	HERSEY HAWKINS
Bradley	ANTHONY PARKER
Bridgeport	MANUTE BOL
Brigham Young	CRAIG RAYMOND
Brigham Young	SHAWN BRADLEY
Brigham Young	BRANDON DAVIES
Cal State Fullerton	BRUCE BOWEN
California (Irvine)	SCOTT BROOKS
California (Irvine)	BOB THORNTON
California	DARRALL IMHOFF
California	MARK McNAMARA
California	KEBU STEWART
California	FRANCISCO ELSON
California Fullerton	LEON WOOD
California Santa Barbara	JAMES NUNNALLY
California Santa Barbara	BRIAN SHAW
California Santa Barbara	JOHN TSCHOGL
Canisius	LEROY CHOLLET
Canisius	AL MASINO
Charleston (W.Va.)	GEORGE KING, JR.
Cincinnati	CORIE BLOUNT
Cincinnati	CONNIE DIERKING
Cincinnati	ART LONG
Cincinnati	KENNY SATTERFIELD
Cincinnati	GEORGE WILSON
Clemson	GREG BUCKNER
Clemson	K.J. McDANIELS
Clemson	SHARONE WRIGHT
Cleveland State	FRANKLIN EDWARDS
Colorado State	BOB RULE
Colorado State	DALE SCHLUETER
Colorado State	JASON SMITH
Connecticut	TOBY KIMBALL
Connecticut	BRUCE KUCZENSKI
Connecticut	KEVIN OLLIE
Connecticut	DONYELL MARSHALL
Cornell	EDWARD PETERSON
Creighton	BENOIT BENJAMIN
Creighton	RODNEY BUFORD
Creighton	KYLE KORVER
Croatia	TONI KUKOC
Davidson	FRED HETZEL
Dayton	Chris Johnson
Dayton	DON MAY
Dayton	DON SMITH
DePaul	BATO GOVEDARICA
DePaul	STEVEN HUNTER
Detroit	EARL CURETON
DePaul	TERRY CUMMINGS
Detroit-Mercy	WILLIE GREEN
Drake	JEFF HALLIBURTON
Drake	LEWIS LLOYD
Duke	ALAA ABDELNABY
Duke	ELTON BRAND
Duke	JOHNNY DAWKINS
Duke	MIKE GMINSKI
Duke	DAVID HENDERSON
Duke	ART HEYMAN
Duke	ANTONIO LANG
Duke	ROSHOWN McLEOD
Duke	JAHLIL OKAFOR
Duke	SHAVLIK RANDOLPH
Duke	JIM SPANARKEL
Duquesne	DERRICK ALSTON
Duquesne	JIM TUCKER
Elon	JESSE BRANSON
Evans H.S. (Orlando, FL)	DARRYL DAWKINS
Fairfiled	DENG GAI
F.C. Barcelona	EFTHIMIOS RENTZIAS
Florida	VERNON MAXWELL
Florida	MARREESE SPEIGHTS
Florida A&M	CLEMON JOHNSON
Florida International	RAJA BELL
Florida State	THARON MAYES
Florida State	MITCHELL WIGGINS
Fordham	ED CONLIN
Fresno State	RON ANDERSON
Furman	FRANK SELVEY
Gardner Webb	EDDIE LEE WILKINS
George Washington	MIKE BROWN

SIXERS ALL-TIME ROSTER BY SCHOOL

George Washington ..... JOE HOLUP
Georgetown ..... RAY CORLEY
Georgetown ..... ALLEN IVERSON
Georgetown ..... JAREN JACKSON
Georgetown ..... DIKEMBE MUTOMBO
Georgetown ..... HOLLIS THOMPSON
Georgetown ..... HENRY SIMS
Georgetown ..... DAVID WINGATE
Georgia ..... JUMAINE JONES
Georgia Southern ..... MICHAEL CURRY
Georgia Southern ..... PERRY WARBINGTON
Georgia State ..... LANARD COPELAND
Georgia Tech ..... MATT GEIGER
Georgia Tech ..... MATT HARPRING
Georgia Tech ..... ALVIN JONES
Georgia Tech ..... BRIAN OLIVER
Georgia Tech ..... THADDEUS YOUNG
Grambling State ..... BOB HOPKINS
Grant Tech ..... ED LOFGRAN
Guilford ..... LLOYD (WORLD) FREE
Guilford ..... BOB KAUFFMAN
Hampton ..... RICK MAHORN
Hardin Simmons ..... HARVEY CATCHINGS
Hawaii ..... TREVOR RUFFIN
Hawaii ..... RED ROCHA
Hofstra ..... SPEEDY CLAXTON
Holy Cross ..... TOGO PALAZZI
Houston ..... MICHAEL YOUNG
Idaho State ..... STEVE HAYES
Illinois ..... JOHN (RED) KERR
Illinois ..... WALLY OSTERKON
Illinois ..... MIKE PRICE
Illinois ..... DAVE SCHOLZ
Illinois State ..... DOUG COLLINS
Indiana ..... CLARENCE (BUTCH) CARTER
Indiana ..... DICK FARLEY
Indiana ..... GREG GRAHAM
Indiana ..... ALAN HENDERSON
Indiana ..... GEORGE McGINNIS
Indiana ..... TOM VAN ARSDALE
Iona ..... SEAN GREEN
Iona ..... JEFF RULAND
Iowa ..... REGGIE EVANS
Iowa ..... NOBLE JORGENSEN
Iowa ..... GREG STOKES
Iowa State ..... CRAIG BRACKINS
Iowa State ..... JEFF GRAYER
Iowa State ..... JEFF HORNACEK
Jackson H.S. (Queens, NY) ..... LLOYD DANIELS
Kansas ..... BILL BRIDGES
Kansas ..... WILT CHAMBERLAIN
Kansas ..... JOEL EMBIID
Kansas ..... KEVIN PRITCHARD
Kansas ..... THOMAS ROBINSON
Kansas ..... REX WALTERS
Kansas ..... WALT WESLEY
Kansas State ..... DICK KNOSTMAN
Kentucky ..... JODIE MEEKS
Kentucky ..... NAZR MOHAMMED
Kentucky ..... NERLENS NOEL
Kentucky ..... DANIEL ORTON
Kings College (Del.) ..... GEORGE DEMPSEY
La Salle ..... JOE BRYANT
La Salle ..... LARRY CANNON
La Salle ..... KEN DURRETT
La Salle ..... DOUG OVERTON
La Salle ..... STEVEN SMITH
Lamar ..... ADRIAN CALDWELL
LeMoyne ..... DON SAVAGE
Long Beach State ..... LUCIOUS HARRIS
Long Beach State ..... Casper Ware
Long Island University ..... LUTHER GREEN
Louisville ..... FOREST ABLE
Louisville ..... JEROME HARMON
Louisville ..... BOB LOCHMUELLER
Louisville ..... KENNY PAYNE
Louisville ..... DEREK SMITH
Loyola (Chicago) ..... ED EARLE
Loyola (Chicago) ..... MIKE NOVAK
Loyola (La.) ..... LEROY CHOLLET
Loyola Marymount ..... COREY GAINES
LSU ..... STANLEY ROBERTS
LSU ..... JABARI SMITH
Marquette ..... DARIUS JOHNSON-ODOM
Marquette ..... BERNARD TOONE
Marshall ..... HAL GREER
Maryland ..... BEN COLEMAN
Maryland ..... JERRY GREENSPAN
Maryland ..... ALBERT KING
Maryland ..... TONY MASSENBURG
Maryland ..... JOE SMITH
Maryland ..... BARRY YATES
Massachusetts ..... JULIUS ERVING
Massachusetts ..... AL SKINNER
Memphis ..... RODNEY CARNEY
Memphis ..... ADONIS THOMAS
Memphis ..... ELLIOT WILLIAMS
Memphis State ..... VINCENT ASKEW
Memphis State ..... ANDRE TURNER
Miami (Ohio) ..... FRED FOSTER
Miami (Fla.) ..... TIM JAMES
Miami (Fla.) ..... JOHN SALMONS
Michigan ..... RICKEY GREEN
Michigan ..... BOB HARRISON
Michigan ..... SEAN HIGGINS
Michigan ..... TIM McCORMICK
Michigan ..... DARIUS MORRIS
Michigan ..... GLENN ROBINSON III

ALL-TIME ROSTER

SIXERS ALL-TIME ROSTER BY SCHOOL

Michigan ..... NIK STAUSKAS
Michigan ..... CHRIS WEBBER
Michigan State ..... TERRY FURLOW
Michigan State ..... JOHN GREEN
Michigan State ..... ANTHONY 'PIG' MILLER
Michigan State ..... RALPH SIMPSON
Michigan State ..... SCOTT SKILES
Michigan State ..... ERIC SNOW
Michigan State ..... JAY VINCENT
Middle Tennessee State ..... WARREN KIDD
Minnesota ..... WILLIE BURTON
Minnesota ..... ARCHIE CLARK
Mississippi State ..... BAILEY HOWELL
Mississippi State ..... JEFF MALONE
Mississippi State ..... JARVIS VARNADO
Mississippi Valley State ..... ALFONSO FORD
Missouri ..... PHIL PRESSEY
Missouri ..... KAREEM RUSH
Mt. St. Mary's ..... FRED CARTER
Murray State ..... ISAIAH CANAAN
Nebraska ..... DAVE HOPPEN
Nevada ..... JaVALE McGEE
Nevada Las Vegas ..... ARMON GILLIAM
Nevada Las Vegas ..... CHRISTIAN WOOD
Nevada Southern ..... JOHN Q. TRAPP
New Mexico ..... DREW GORDON
New Mexico ..... KENNY THOMAS
New Mexico State ..... STEVE COLTER
New Orleans ..... RONNIE GRANDISON
New Orleans ..... TONY HARRIS
New York U. ..... JAMES BRASCO
New York U. ..... CAL RAMSEY
New York University ..... DOLPH SCHAYES
Niagara ..... LARRY COSTELLO
Niagara ..... MANNY LEAKS
None ..... AL CERVI
None ..... JOE GRABOSKI
None ..... GEORGE RATKOVICZ
None ..... CONNIE SIMMONS
North Carolina ..... BILLY CUNNINGHAM
North Carolina ..... BOBBY JONES
North Carolina ..... TOM KEARNS
North Carolina ..... GEORGE LYNCH
North Carolina ..... BOB McADOO
North Carolina ..... KENDALL MARSHALL
North Carolina ..... ERIC MONTROSS
North Carolina ..... LEE SHAFFER II
North Carolina ..... JERRY STACKHOUSE
North Carolina ..... SCOTT WILLIAMS
North Carolina State ..... LORENZO BROWN
North Carolina State ..... CHARLES SHACKLEFORD
Northeastern ..... PERRY MOSS
Northern Illinois ..... XAVIER SILAS
Notre Dame ..... ELMER BENNETT
Notre Dame ..... RAY CORLEY
Notre Dame ..... MONTY WILLIAMS
Notre Dame ..... ORLANDO WOOLRIDGE
Okaloosa-Walton CC ..... KEDRICK BROWN
Ohio State ..... JIMMY JACKSON
Ohio State ..... Byron Mullens
Ohio State ..... JOE ROBERTS
Ohio State ..... DAVE SORENSON
Ohio State ..... EVAN TURNER
Ohio State ..... HERB WILLIAMS
Oklahoma ..... HARVEY GRANT
Oklahoma State ..... JAMES ANDERSON
Oklahoma State ..... RICHARD DUMAS
Oklahoma State ..... THOMAS JORDAN
Oklahoma State ..... IVAN MCFARLIN
Old Dominion ..... WILSON WASHINGTON
Oral Roberts ..... GREG SUTTON
Oregon ..... JIM BARNETT
Oregon State ..... FRED BOYD
Oregon State ..... MEL COUNTS
Oregon State ..... DAVE GAMBEE
Oregon State ..... SWEDE HALBROOK
Oregon State ..... RED ROCHA
Pan American ..... LUKE JACKSON
Pennsylvania ..... ERNIE BECK
Pennsylvania ..... IRA BOWMAN
Pennsylvania ..... DAVE WOHL
Penn State ..... CALVIN BOOTH
Penn State ..... TIM FRAZIER
Penn State ..... BOB WEISS
Petersburg H.S. (VA) ..... MOSES MALONE
Pittsburgh ..... VONTEEGO CUMMINGS
Pittsburgh ..... SAM YOUNG
Purdue ..... CARL LANDRY
Purdue ..... GLENN ROBINSON
Purdue ..... JIM ROWINSKI
Redcliffe H.S., Australia ..... MARK BRADTKE
Rutgers ..... ROY HINSON
Russia ..... ALEXEY SHVED
St. Bonaventure ..... FRED CRAWFORD
St. Bonaventure ..... BILLY KENVILLE
St. John's (N.Y.) ..... GERRY CALABRESE
St. John's (N.Y.) ..... LEROY ELLIS
St. John's (N.Y.) ..... ZENDON HAMILTON
St. John's (N.Y.) ..... GEORGE JOHNSON
St. John's (N.Y.) ..... SHELTON JONES
St. John's (N.Y.) ..... FUZZY LEVANE
St. John's (N.Y.) ..... KEVIN LOUGHERY
St. John's (N.Y.) ..... JaKARR SAMPSON
St. John's (N.Y.) ..... JAYSON WILLIAMS
St. Joseph's ..... CLIFF ANDERSON
St. Joseph's ..... MIKE BANTOM
St. Joseph's ..... STEVE COURTIN
St. Joseph's ..... MATT GUOKAS
St. Louis ..... LARRY HUGHES
St. Mary's (TX) ..... ROBERT REID
San Diego State ..... MICHAEL CAGE
San Diego State ..... MALCOLM THOMAS

SIXERS ALL-TIME ROSTER BY SCHOOL

San Francisco ..... ED LOFGRAN
San Francisco ..... MARLON REDMOND
San Francisco ..... FREDDIE SCOLARI
Santa Clara ..... DENNIS AWTREY
Santa Clara ..... BUD OGDEN
Seattle ..... CLINT RICHARDSON
Seton Hall ..... MARK BRYANT
Seton Hall ..... SAMUEL DALEMBERT
Seton Hall ..... JOHNNY MACKNOWSKI
Seton Hall ..... GLENN MOSLEY
Slovenia ..... Primoz Brezec
South Alabama ..... TERRY CATLEDGE
South Alabama ..... DEXTER SHOUSE
South Carolina ..... MIKE DUNLEAVY
South Gwinnett HS ..... LOUIS WILLIAMS
Southern California ..... JOHN BLOCK
Southern California ..... SAM CLANCY
Southern California ..... DEWAYNE DEDMON
Southern California ..... ALEX HANNUM
Southern California ..... CLIFF ROBINSON
Southern California ..... NIK VUCEVIC
Southern Mississippi ..... JOE COURTNEY
Southern Mississippi ..... CLARENCE WEATHERSPOON
Southwest Louisiana ..... ANDREW TONEY
Stanford ..... PAUL NEUMANN
Stanford ..... GEORGE YARDLEY III
Syracuse ..... DAMONE BROWN
Syracuse ..... MICHAEL CARTER-WIILIAMS
Syracuse ..... DERRICK COLEMAN
Syracuse ..... BILLY GABOR
Syracuse ..... JERAMI GRANT
Syracuse ..... BILLY OWENS
Syracuse ..... LEO RAUTINS
Temple ..... LAVOY ALLEN
Temple ..... JERRY BASKERVILLE
Temple ..... WILLIAM CUNNINGHAM
Temple ..... MARC JACKSON
Temple ..... OLLIE JOHNSON
Temple ..... AARON McKIE
Temple ..... TIM PERRY
Temple ..... JUAN 'PEPE' SANCHEZ
Tennessee ..... REGGIE JOHNSON
Tennessee State ..... DICK BARNETT
Tennessee State ..... ROBERT COVINGTON
Tennessee State ..... MONTI DAVIS
Tennessee State ..... TED McCLAIN
Tennessee State ..... PORTER MERIWETHER
Tennessee State ..... BEN WARLEY
Tennessee Tech ..... RON FILIPEK
Tennessee-Chattanooga ..... RUSS SCHOENE
Texas ..... JAMES THOMAS
Texas ..... LA SALLE THOMPSON
Texas ..... B.J. (BRANDON JOE) TYLER
Texas ..... ROYAL IVEY
Texas Christian (TCU) ..... LEE NAILON
Texas Tech ..... TONY BATTIE
Texas Tech ..... MARK DAVIS
Toledo ..... LARRY JONES
Toledo ..... STEVE MIX
Toledo ..... JIM RAY
Toledo ..... PAUL SEYMOUR
Toledo ..... CASEY SHAW
Trenton State ..... GREG GRANT
Tulane ..... JERALD HONEYCUTT
Tulane ..... PAUL THOMPSON
Tulsa ..... MICHAEL RUFFIN
Turkey ..... FURKAN ALDEMIR
UCLA ..... MATT BARNES
UCLA ..... HENRY BIBBY
UCLA ..... LARRY DREW II
UCLA ..... JRUE HOLIDAY
UCLA ..... JASON KAPONO
UCLA ..... DON MacLEAN
UCLA ..... LUC MBAH A MOUTE
UCLA ..... TREVOR WILSON
UNLV ..... LOUIS AMUNDSON
Utah ..... JERRY CHAMBERS
Utah ..... TOM CHAMBERS
Utah ..... ANDRE MILLER
Utah ..... KEITH VAN HORN
Utah ..... DANNY VRANES
Utah State ..... SHALER HALIMON
Vanderbilt ..... ROD FREEMAN
Vanderbilt ..... CLYDE LEE
Villanova ..... MICHAEL BRADLEY
Villanova ..... LARRY HENNESSY
Villanova ..... WALI JONES
Villanova ..... BILLY MELCHIONNI
Villanova ..... ED PINCKNEY
Villanova ..... BOB SCHAFER
Villanova ..... TIM THOMAS
Villanova ..... JIM WASHINGTON
Villanova ..... HUBIE WHITE
Virginia ..... MARC IAVARONI
Virginia Commonwealth ..... GERALD HENDERSON
Virginia Commonwealth ..... ERIC MAYNOR
Virginia Tech ..... ALLAN BRISTOW
Wake Forest ..... LEN CHAPPELL
Wake Forest ..... KENNY GREEN
Wake Forest ..... RODNEY ROGERS
Wake Forest ..... ISH SMITH
Wake Forest ..... DARIUS SONGAILA
Washington ..... SPENCER HAWES
Washington ..... BOBBY JONES
Washington ..... TODD MacCULLOCH
Washington ..... CHRIS WELP
Washington ..... TONY WROTEN
Washington State ..... MARK HENDRICKSON
West Texas State ..... MAURICE CHEEKS
West Virginia State ..... EARL LLOYD
West Virginia Tech ..... SEDALE THREATT
Westminster ..... NOBLE JORGENSEN

ALL-TIME ROSTER

SIXERS ALL-TIME ROSTER BY SCHOOL

Western Carolina ..... FRANKIE KING
Western Kentucky ..... FOREST ABLE
Western Kentucky ..... BOB LAVOY
Western Kentucky ..... CHUCK OSBORNE
Wichita State ..... NATE BOWMAN
Winston Salem ..... JIM REID
Wisconsin ..... AL HENRY
Wisconsin ..... WES MATTHEWS
Wofford ..... JIM NEAL
Wright State ..... BILL EDWARDS
Wyoming ..... JOSH DAVIS
Wyoming ..... ERIC LECKNER
Wyoming ..... THEO RATLIFF
Xavier (Ohio) ..... TYRONE HILL
Xavier (Ohio) ..... LUTHER RACKLEY

SIXERS ALL-TIME ALPHABETICAL ROSTER

★A★

Abdelnaby, Alaa	1	1994-95
Able, Forest	1	1956-57
Aldemir, Furkan	1	2014-15
Allen, Lavoy	3	2011-14
Alston, Derrick	2	1994-96
Amundson, Louis	2	2006-08
Anderson, Cliff	1	1970-71
Anderson, Mitchell	1	1982-83
Anderson, James	1	2013-14
Anderson, Ron	5	1988-93
Ansley, Michael	1	1991-92
Askew, Vincent	1	1987-88
Austin, Isaac	1	1993-94
Awtrey, Dennis	3	1970-73

★B★

Bantom, Mike	1	1981-82
Barkley, Charles	8	1984-92
Barnes, Matt	2	2004-06
Barnett, Dick	2	1959-61
Barnett, Jim	1	1976-77
Barros, Dana	2	1993-95
Baskerville, Jerry	1	1975-76
Battie, Tony	2	2010-12
Beck, Ernie	1	1960-61
Bell, Raja	2	2000-02
Benjamin, Benoit	2	1997-99
Bennett, Elmer	1	1995-96
Bianchi, Al	10	1956-66
Bibby, Henry	4	1976-80
Block, John	1	1972-73
Blount, Corie	1	2001-02
Bol, Manute	4	1990-94
Booth, Calvin	1	2007-08
Bowen, Bruce	1	1999-00
Bowman, Ira	2	1999-00, 2001-02
Boyd, Fred	4	1972-76
Brackins, Craig	2	2010-12
Bradley, Michael	2	2004-06
Bradley, Shawn	3	1993-96
Bradtke, Mark	1	1996-97
Brand, Elton	5	2008-12, 2015-16
Branson, Jesse	1	1965-66
Brasco, James	1	1952-53
Brezec, Primoz	1	2009-10
Bridges, Bill	2	1971-73
Bristow, Allan	2	1973-75
Brooks, Scott	2	1988-90
Brown, Damone	1	2001-02
Brown, Lorenzo	1	2013-14
Brown, Kedrick	1	2004-05
Brown, Kwame	2	2012-14
Brown, Mike	1	1995-96
Bryant, Joe	4	1975-79
Bryant, Mark	1	2002-03
Buckner, Greg	2	2002-04
Buford, Rodney	1	2000-01
Burton, Willie	1	1994-95

★C★

Cable, Barney	2	1959-61
Cage, Michael	1	1996-97
Calabrese, Gerry	2	1950-52
Caldwell, Adrian	1	1996-97
Canaan, Isaiah	2	2014-16
Cannon, Larry	1	1973-74
Carney, Rodney	3	2006-08, 2009-10
Carter, Clarence (Butch)	1	1985-86
Carter, Fred	6	1971-77
Carter-Williams, Michael	2	2013-15
Catchings, Harvey	5	1974-79
Catledge, Terry	1	1985-86
Cervi, Al	4	1949-53
Chamberlain, Wilt	4	1964-68
Chambers, Tom	1	1997-98
Chappell, Len	2	1962-64
Cheeks, Maurice	11	1978-89
Chollet, Leroy	2	1949-51
Clark, Archie	4	1968-72
Claxton, Speedy	1	2001-02
Coleman, Ben	2	1987-89
Coleman, Derrick	6	1995-98, 2001-04
Collins, Doug	8	1973-81
Colter, Steve	2	1986-88
Conlin, Ed	4	1955-59
Copeland, Lanard	1	1989-90
Corley, Ray	1	1949-50
Costello, Larry	10	1957-67
Counts, Mel	1	1972-73
Courtin, Steve	1	1964-65
Courtney, Joe	1	1996-97
Covington, Robert	2	2014-16
Crawford, Fred	1	1970-71
Cummings, Terry	1	1997-98
Cumming, Vonteego	1	2001-02
Cunningham, Billy	9	1965-72, 1974-76
Cunningham, William	1	1997-98
Cureton, Earl	3	1980-83
Curry, Michael	1	1993-94

★D★

Dalembert, Samuel	8	2001-10
Daniels, Antonio	1	2010-11
Daniels, Lloyd	1	1994-95
Davies, Brandon	2	2013-15
Davis, Josh	1	2004-05
Davis, Mark	2	1996-98
Davis, Monti	1	1980-81
Dawkins, Darryl	7	1975-82
Dawkins, Johnny	5	1989-94
Dedmon, Dewayne	1	2013-14
Dempsey, George	1	1958-59
Dierking, Connie	5	1958-60, 1963-65, 1970-71
Drew II, Larry	1	2014-15
Dumas, Richard	1	1995-96
Dunleavy, Mike	2	1976-78
Durrett, Ken	1	1974-75

★E★

Earle, Ed	1	1953-54
Edwards, Bill	1	1993-94
Edwards, Franklin	3	1981-84
Elie, Mario	1	1990-91
Ellis, Leroy	4	1972-76
Elson, Francisco		2009-10, 2011-12
Embiid, Joel	1	2014-15
Erving, Julius	11	1976-87
Evans, Reggie	2	2007-09

★F★

Farley, Dick	2	1954-56
Farmer, Jim	1	1990-91
Filipek, Ron	1	1967-68
Ford, Alfonso	1	1994-95
Foster, Fred	2	1970-72
Frazier, Tim	1	2014-15
Free, Lloyd (World)	4	1975-78, 1986-87
Freeman, Rod	1	1973-74
Furlow, Terry	1	1976-77

★G★

Gabor, Billy	6	1949-55
Gai, Deng	1	2005-06
Gaines, Corey	2	1989-90, 1994-95
Gambee, Dave	7	1960-67
Geiger, Matt	4	1998-02
Gilliam, Armen	3	1990-93
Giricek, Gordan	1	2007-08
Gminski, Mike	4	1987-91
Gordon, Drew	1	2014-15
Govedarcia, Bato	1	1953-54
Graboski, Joe	1	1961-62
Graham, Greg	3	1993-96
Grant, Greg	3	1991-93, 1995-96
Grant, Harvey	1	1998-99
Grant, Jerami	2	2014-16
Grayer, Jeff	1	1994-95
Green, John	2	1967-69
Green, Kenny	2	1985-87
Green, Luther	1	1972-73
Green, Rickey	1	1990-91
Green, Sean	1	1993-94
Green, Willie	7	2003-10
Greenspan, Jerry	2	1963-64
Greer, Hal	15	1958-73
Guokas, Matt	5	1966-71

★H★

Halbrook, Swede	2	1960-62
Halimon, Shaler	1	1968-69

ALL-TIME ROSTER

SIXERS ALL-TIME ALPHABETICAL ROSTER

Halliburton, Jeff	1	1972-73
Hamilton, Zendon	1	2003-04
Hannum, Alex	2	1949-51
Harmon, Jerome	1	1994-95
Harpring, Matt	1	2001-02
Harris, Tony	1	1990-91
Harrison, Bob	2	1956-58

★H (cont.)★

Hawes, Spencer	4	2010-14
Hawkins, Hersey	5	1988-93
Hayes, Steve	1	1984-85
Henderson, Alan	1	2006-07
Henderson, David	1	1987-88
Henderson, Gerald	2	1987-89
Hendrickson, Mark	1	1996-97
Hennessy, Larry	1	1956-57
Henry, Al	2	1970-72
Hetzel, Fred	1	1969-70
Heyman, Art	1	1965-66
Higgins, Sean	1	1995-96
Hill, Tyrone	4	1998-01, 2002-03
Hinson, Roy	2	1986-88
Holiday, Justin	1	2012-13
Holiday, Jrue	4	2009-13
Hollins, Lionel	3	1979-82
Holmes, Richaun	1	2015-16
Holup, Joe	2	1956-58
Honeycutt, Jerald	1	1998-99
Hopkins, Bob	4	1956-60
Hoppen, Dave	2	1990-92
Hornacek, Jeff	2	1992-94
Howell, Bailey	1	1970-71
Hughes, Larry	2	1998-00
Hunter, Steven	2	2005-07

★I★

Iavaroni, Marc	3	1982-85
Iguodala, Andre	8	2004-12
Imhoff, Darrall	2	1968-70
Iverson, Allen	12	1996-07, 2009-10
Ivey, Royal	3	2008-10, 2012-13

★J★

Jackson, Jaren	1	1994-95
Jackson, Jimmy	1	1997-98
Jackson, Luke	8	1964-72
Jackson, Marc	2	2003-05
James, Tim	1	2001-02
Jenkins, Charles	1	2012-13
Johnson, Chris	1	2014-15
Johnson, Clemon	4	1982-86
Johnson, George	1	1984-85
Johnson, Ollie	2	1980-82
Johnson, Reggie	1	1982-83
Johnson-Odom, Darius	1	2013-14
Jones, Alvin	1	2001-02
Jones, Bobby	8	1978-86
Jones, Bobby	1	2006-07
Jones, Caldwell	6	1976-82
Jones, Charles	1	1983-84
Jones, Jake	1	1971-72
Jones, Jumaine	2	1999-01
Jones, Larry	2	1964-65, 1973-74
Jones, Shelton	1	1988-89
Jones, Wali	7	1965-71, 1975-76
Jordan, Thomas	1	1992-93
Jorgensen, Noble	3	1950-53

★K★

Kapono, Jason	2	2009-11
Kearns, Tom	1	1958-59
Kenville, Billy	3	1953-56
Kerr, John (Red)	11	1954-65
Kidd, Warren	1	1993-94
Kimball, Toby	1	1973-74
King, Albert	1	1987-88
King, Frankie	1	1996-97
King, George Jr.	5	1951-56
Knostman, Dick	1	1953-54
Korver, Kyle	5	2003-07
Kuczenski, Bruce	1	1983-84
Kukoc, Toni	2	1999-01

★L★

Lampley, Jim	1	1986-87
Landry, Carl	1	2015-16
Lang, Andrew	1	1992-93
Lang, Antonio	1	1999-00
Lavoy, Bob	1	1953-54
Leaks, Manny	1	1972-73
Leckner, Eric	1	1993-94
Lee, Clyde	2	1974-76
Lee, Malcolm	1	2014-15
Levane, Fuzzy	1	1949-50
Lloyd, Earl	6	1952-58
Lloyd, Lewis	1	1989-90
Lochmueller, Bob	1	1952-53
Lofgran, Ed	1	1950-51
Long, Art	1	2002-03
Loughery, Kevin	2	1971-73
Lynch, George	3	1998-01

★M★

MacCulloch, Todd	4	1999-01, 2002-04
Mack, Shelvin	1	2012-13
Macknowski, Johnny	2	1949-51
MacLean, Don	1	1996-97
Mahorn, Rick	3	1989-91, 1998-99
Malone, Jeff	3	1993-96
Malone, Moses	5	1982-86, 1993-94
Marshall, Donyell	1	2008-09
Marshall, Kendall	1	2015-16
Masino, Al	1	1953-54
Massenburg, Tony	1	1995-96
Matthews, Wes	1	1983-84
Maxwell, Vernon	2	1995-96, 2000-01
May, Don	2	1972-74
Mayes, Tharon	1	1991-92
Maynor, Eric	1	2013-14
Mbah a Moute, Luc	1	2014-15
McAdoo, Bob	1	1985-86
McCaskill, Amal	1	2003-04
McClain, Ted	1	1977-78
McConnell, T.J.	1	2015-16
McCormick, Tim	2	1986-88
McDaniels, K.J.	1	2014-15
McFarlin, Ivan	1	2006-07
McGee, JaVale	1	2014-15
McGinnis, George	3	1975-78
McKey, Derrick	1	2001-02
McKie, Aaron	8	1997-05
McLeod, Roshown	1	2000-01
McNamara, Mark	3	1982-83, 1986-88
Meeks, Jodie	2	2009-11
Melchionni, Billy	2	1966-68
Meriwether, Porter	1	1962-63
Miller, Andre	3	2006-09
Miller, Anthony	1	2000-01
Mix, Steve	9	1973-82
Mohammed, Nazr	3	1998-01
Money, Eric	2	1978-80
Montross, Eric	1	1997-98
Morris, Darius	1	2013-14
Moultrie, Arnett	2	2012-14
Mosley, Glenn	1	1977-78
Moss, Perry	1	1985-86
Mullens, Byron	1	2013-14
Mutombo, Dikembe	2	2000-02
Myers, Pete	1	1988-89

★N★

Nailon, Lee	1	2005-06
Neal, Jim	1	1953-54
Neumann, Paul	4	1961-65
Nimphius, Kurt	1	1989-90
Nocioni, Andres	1	2010-11
Noel, Nerlens	3	2013-16
Norman, Coniel	2	1974-76
Novak, Mike	1	1953-54
Nunnally, James	1	2013-14

★O★

Ogden, Bud	2	1969-71
Okafor, Jahlil	1	2015-16
Oliver, Brian	2	1990-92
Ollie, Kevin	6	1999-01, 2004-08
Orton, Daniel	1	2013-14
Osborne, Chuck	1	1961-62
Osterkon, Wally	4	1951-55
Overton, Doug	3	1996-99
Owens, Billy	1	1999-00

SIXERS ALL-TIME ALPHABETICAL ROSTER

⋆P⋆

Palazzi, Togo	4	1956-60
Pargo, Jeremy	1	2012-13
Parker, Anthony	2	1997-99
Payne, Kenny	4	1989-93
Perry, Tim	4	1992-96
Peterson, Edward	2	1949-51
Pinckney, Ed	1	1995-96
Pressey, Phil	1	2015-16
Price, Mike	1	1972-73
Pritchard, Kevin	1	1994-95

⋆Q, R⋆

Rackley, Luther	1	1973-74
Ramsey, Cal	1	1960-61
Randolph, Shavlik	3	2005-08
Ratkovicz, George	3	1949-52
Ratliff, Theo	4	1997-01
	1	2008-09
Rautins, Leo	1	1983-84
Ray, Jim	2	1956-57, 1959-60
Raymond, Craig	1	1968-69
Redmond, Marlon	1	1978-79
Reid, Jim	1	1967-68
Reid, Robert	1	1990-91
Rentzias, Efthimios	1	2002-03
Richardson, Clint	6	1979-85
Richardson, Jason	3	2012-15
Roberts, Joe	3	1960-63
Roberts, Stanley	1	1999-00
Robinson, Cliff	3	1986-89
Robinson, Glenn	1	2003-04
Robinson III, Glenn	1	2014-15
Robinson, Thomas	1	2013-15
Rocha, Red	4	1951-53, 1954-56
Rogers, Rodney	1	2004-05
Rowinski, Jim	1	1988-89
Ruffin, Michael	1	2001-02
Ruffin, Trevor	1	1995-96
Ruland, Jeff	2	1986-87, 1991-92
Rule, Bob	2	1971-73
Rush, Kareem	1	2008-09

⋆S⋆

Salmons, John	4	2002-06
Sampson, JaKarr	2	2014-16
Sanchez, Juan (Pepe)	1	2000-01
Satterfield, Kenny	1	2002-03
Savage, Don	2	1951-52, 1956-57
Schafer, Bob	2	1955-57
Schayes, Dolph	16	1948-64
Schlueter, Dale	1	1972-73
Schoene, Russ	1	1982-83
Scholz, Dave	1	1969-70
Scolari, Freddie	1	1950-51
Selvy, Frank	1	1959-60
Seymour, Paul	13	1947-60
Shackleford, Charles	2	1991-93
Shaffer II, Lee	3	1961-64
Shaw, Brian	1	1997-98
Shaw, Casey	1	1998-99
Shouse, Dexter	1	1989-90
Shved, Alexey	1	2014-15
Simmons, Connie	1	1954-55
Simpson, Ralph	1	1978-79
Sims, Henry	2	2013-15
Skiles, Scott	1	1995-96
Skinner, Al	2	1978-80
Skinner, Brian	2	2002-03, 2004-05
Smawley, Belus Van	1	1950-51
Smith, Derek	2	1988-90
Smith, Don	1	1974-75
Smith, Ish	2	2014-15 2015-16
Smith, Jabari	1	2001-02
Smith, Jason	3	2007-10
Smith, Joe	1	1997-98, 2006-07
Smith, Steven	1	2006-07
Snow, Eric	7	1997-04
Songaila, Darius	1	2010-11
Sorenson, Dave	1	1972-73
Spanarkel, Jim	1	1979-80
Speights, Marreese	3	2008-10
Stackhouse, Jerry	3	1995-98
Stauskas, Nik	1	2015-16
Stewart, Kebu	1	1997-98
Stokes, Greg	1	1985-86
Sutton, Greg	1	1995-96

⋆T⋆

Thomas, Adonis	1	2013-14
Thomas, James	1	2005-06
Thomas, Kenny	3	2002-05
Thomas, Malcolm	1	2014-15
Thomas, Tim	2	1997-99
Thompson, Hollis	3	2014-16
Thompson, Paul	1	1985-86
Thompson, La Salle	1	1995-96
Thornton, Bob	3	1987-90
Threatt, Sedale	4	1983-87
Toney, Andrew	8	1980-88
Toone, Bernard	1	1979-80
Trapp, John Q.	1	1972-73
Tschogl, John	1	1974-75
Tucker, Jim	3	1954-57
Turner, Andre	1	1990-91
Turner, Evan	4	2011-14
Tyler, B.J.	1	1994-95

⋆U, V⋆

Van Arsdale, Tom	3	1972-75
Van Horn, Keith	1	2002-03
Varnado, Jarvis	1	2013-14
Vincent, Jay	1	1989-90
Vranes, Danny	2	1986-88

⋆W⋆

Walker, Chet	7	1962-69
Walters, Rex	3	1995-98
Warbington, Perry	1	1974-75
Ward, Gerry	1	1965-66
Ware, Casper	1	2013-14
Warley, Ben	4	1962-66
Washington, Jim	3	1969-72
Washington, Wilson	1	1977-78
Wayns, Maalik	1	2012-13
Weatherspoon, Clarence	6	1992-98
Webber, Chris	3	2004-07
Weems, Sonny	1	2015-16
Weiss, Bob	2	1965-67
Welp, Chris	2	1987-89
Wesley, Walt	1	1974-75
White, Hubie	1	1963-64
Wiggins, Mitchell	1	1991-92
Wilkins, Eddie Lee	1	1992-93
Williams, Elliot	1	2013-14
Williams, Jayson	2	1990-92
Williams, Lou	5	2005-10
Williams, Monty	2	2002-04
Williams, Sam	2	1983-85
Williams, Scott	5	1994-99
Williamson, Corliss	1	2004-05
Wilkins, Damien	1	2012-13
Wilson, George	2	1968-70
Wilson, Trevor	1	1995-96
Wingate, David	3	1986-89
Winters, Voise	1	1985-86
Wohl, Dave	1	1971-72
Wood, Christian	1	2015-16
Wood, Leon	2	1984-86
Woolridge, Orlando	1	1993-94
Wright, Dorell	1	2012-13
Wright, Sharone	2	1994-96
Wroten, Tony	3	2013-16

⋆X, Y, Z⋆

Yardley III, George	2	1958-60
Yates, Barry	1	1971-72
Young, Michael	1	1985-86
Youn, Nick	1	2012-13
Young, Thaddeus	6	2007-14

NOTES

>> Back to Table of Contents

HOUSE IN PHILAD
PASS AND
PHILAD
MDCCC