



2017-18
NBA PLAYOFFS
MEDIA GUIDE



ROSTER

NO.	PLAYER	POS.	HT	WT	BIRTHDATE	PRIOR TO NBA/HOME COUNTRY	YRS. PRO
0	Jerryd Bayless	G	6-3	210	08/20/1988	Arizona/USA	9
1	Justin Anderson	G-F	6-6	230	11/19/1993	Virginia/USA	2
5	Amir Johnson	F-C	6-9	240	05/01/1987	Westchester HS (CA)/USA	12
7	Timoth�� Luwawu-Cabarrot	G-F	6-6	200	05/09/1995	KK Mega Leks (Serbia)/France	1
9	Dario �ari�	F	6-10	250	04/08/1994	Anadolu Efes (Turkey)/Croatia	1
12	T.J. McConnell	G	6-2	190	03/25/1992	Arizona/USA	2
17	JJ Redick	G	6-4	195	06/24/1984	Duke/USA	11
18	Marco Belinelli	G-F	6-5	210	03/25/1986	Fortitudo Bologna/Italy	10
20	Markelle Fultz	G	6-4	200	05/29/1998	Washington/USA	R
21	Joel Embiid	C	7-0	260	03/16/1994	Kansas/Cameroon	1
22	Richaun Holmes	F-C	6-10	235	10/15/1994	Bowling Green/USA	2
23	Ersan Ilyasova	F	6-10	235	05/15/1987	FC Barcelona (Spain)/Turkey	9
25	Ben Simmons	G-F	6-10	230	07/20/1996	Louisiana State/Australia	R
30	Furkan Korkmaz	G-F	6-7	185	07/24/1997	Banvit B.K./Turkey	R
33	Robert Covington	F	6-9	225	12/14/1990	Tennessee State/USA	4

General Information

2017-18 PHILADELPHIA 76ERS PLAYOFF MEDIA GUIDE

GENERAL INFORMATION

Table of Contents	1
76ers Quick Facts	2
Media Guidelines	3
76ers Media Members & Stats Crew	4
Philadelphia 76ers Training Complex	5
The Center Information	6

76ERS OWNERSHIP

Managing Partner Josh Harris	8
Managing Partner David Blizer	8
LPS	9

76ERS FRONT OFFICE

President of Basketball Operations Bryan Colangelo	14
Basketball Operations Front Office	15
Head Coach Brett Brown	17
Coaching Staff	18
Support and Medical Staff	22
Chief Executive Officer Scott O'Neil	23
Business Operations Front Office	24

PLAYERS

Justin Anderson	26
Jerryd Bayless	28
Marco Belinelli	30
Robert Covington	32
Joel Embiid	34
Markelle Fultz	36
Richaun Holmes	38
Ersan Ilyasova	40
Amir Johnson	42
Furkan Korkmaz	44
Timothe Luwawu-Cabarrot	46
T.J. McConnell	48
JJ Redick	50
Dario Šarić	52
Ben Simmons	54

YEAR IN REVIEW

Game Notes	62
Final Statistics	67
Regular Season Highs	68
Game-by-Game Results	70
Breakdown	72
Games Missed	73
Miscellaneous Scoring	74
Quarter-by-Quarter Scoring	76
Game-by-Games	78

PLAYOFFS


All-Time Single-Game Records	96
Franchise Playoff Leaders	98
Rookie Game Records	99
Year-by-Year Breakdown	100
All-Time Playoffs Results	101
Deciding Playoff Game Results	107
All-Time Playoff Breakdown	108
Round-by-Round	108
Top Single-Game Performances	109

OPPONENTS

Boston Celtics	112
Cleveland Cavaliers	116
Indiana Pacers	120
Miami Heat	124
Milwaukee Bucks	128
Toronto Raptors	132
Washington Wizards	136
Playoff Bracket	140

LEAGUE STATISTICS

NBA Standings	142
League Leaders	144
Rookie Leaders	145
Single Game Highs/Lows	147
Final Team Statistics	148
Final Opponent Statistics	149
Final Team Statistics (Per Game)	150
Final Opponents Statistics (Per Game)	151
Statistics, Rank Within League	152
Attendance	154



2017-18 PHILADELPHIA 76ERS PLAYOFF MEDIA GUIDE CREDITS: Editor: Rob King; Editorial Assistance: Lara Price, Dave Sholler, Patrick Rees, Lara Toscani Weems, Zack Weiner, Christian Kemozek, Jake Chernok, Mollie Applegate, and Matt Scull. Design and page layout: Abby Cook, Philadelphia 76ers. Statistical sections of the media guide have been compiled with the help of the Sixers Communications staff with research assistance provided by Elias Stats Bureau.

All NBA and team insignia depicted in this publication are the property of NBA Properties, Inc. and the respective teams of the NBA and may not be reproduced for commercial purposes without the prior written consent of NBA Properties, Inc.

The information contained in this publication was compiled by the Philadelphia 76ers and is provided as a courtesy to our fans and the press and may be used only for personal or editorial purposes. Any commercial use of this information is prohibited without the prior written consent of the Philadelphia 76ers.



76ERS QUICK FACTS

EXECUTIVE MANAGEMENT

Managing Partner.....	Josh Harris
Managing Partner.....	David Blitzer
Chief Executive Officer	Scott O'Neil
President of Business Operations	Chris Heck
President of Basketball Operations.....	Bryan Colangelo
Head Coach	Brett Brown
Assistant Coaches	Jim O'Brien, Lloyd Pierce, Kevin Young, Billy Lange, John Townsend, Todd Wright
Director of Player Development	Connor Johnson
Vice President of Basketball Operations & Chief of Staff	Ned Cohen
Vice President, Player Personnel	Marc Eversley
Vice President, Analytics & Strategy.....	Alex Rucker
Vice President of Athlete Care.....	Dr. Daniel Medina
Dir. of Sports Performance & Research	Dr. David T. Martin
Head of Performance Science	Jesse Wright
Head Athletic Trainer	Kevin Johnson
Public Relations.....	Dave Sholler, Patrick Rees, Lara Toscani Weems, Rob King, Zack Neiner

TEAM INFORMATION

Team Address.....	Philadelphia 76ers Training Complex: 3 Banner Way, Camden, NJ 08103
Business Phone	215-339-7600
Ticket Information.....	215-339-7676
Website.....	www.sixers.com
Twitter	@Sixers
PR Twitter	@SixersStats
Arena (capacity).....	Wells Fargo Center (20,328)
First 76ers Game in Arena	November 1, 1996

BROADCAST INFORMATION

RADIO: The Fanatic (97.5 FM): Tom McGinnis

CABLE TV: NBC Sports Philadelphia: Marc Zumoff, Alaa Abdelnaby, Molly Sullivan

General Information

Welcome. The Philadelphia 76ers would like to welcome all members of the media to the 2018 NBA Playoffs. We ask you to please read this section carefully and thank you in advance for your anticipated cooperation.

76ERS PUBLIC RELATIONS



Dave Sholler
Vice President,
Communications

davesholler@76ers.com
(609) 992-1315



Patrick Rees
Senior Director,
Public Relations

patrickrees@76ers.com
(202) 365-7920



Lara Toscani Weems
Senior Director,
Corporate Communications

laratoscani@76ers.com
(610) 675-8153



Rob King
Manager,
Media Relations

robertking@76ers.com
(516) 662-4117



Zack Neiner
Communications
Coordinator

zackneiner@76ers.com
484-889-7174

CREDENTIALS: Appropriate credentials are required for access to The Center and should be kept visible at all times. A single-game credential allows the same access and privileges as a season pass. Media members wishing to cover a single game must contact the Philadelphia 76ers Public Relations staff by noon the day before the intended game. Passes are issued on a space-available basis for all single-game requests. Credentials will be left at the Press Entrance (located on the North side of the Main Concourse Level) and can be picked up two hours prior to tip-off on game nights.

IMPORTANT: Please note that all 2017-18 full-season credentials will be valid for the first three rounds of the 2018 Playoffs. However, media seating, photographer spots and workspace will be limited and must be reserved by contacting Rob King (robertking@76ers.com) at least 24 hours prior to a playoff game.

ENTRANCE: Media members attending a Sixers game at The Center should enter the building through the Press Entrance, located on the North side of the Main Concourse Level.

PARKING: Media members wishing to cover a single game, and require parking, must contact the Philadelphia 76ers Public Relations staff at least 48 hours prior to game day. Media members attending Sixers games should park in Lot F, located along the 11th Street side.

MEDIA ROOM: The media room is located at the Northeast corner of the Event Floor Level. Appropriate credentials are required for media room access. The media room consists of a dining facility, working stations and wireless internet access. Food, game notes, media kits and working space are available to the media during an event. Food and beverages are served two hours before tip-off time. Refreshments are available during the game. A nominal fee of \$10 is charged for a pre-game meal.

SEATING: Home and visiting television as well as home and visiting radio will be seated in section 112. All other media will be assigned seats on the baseline (Section 118) on a space-available basis, as well as in the upper press section (hockey press box). Please be aware that media attendance for the

postseason is expected to be much higher than the regular season, and thus, seating in Section 118 is not guaranteed to all media.

STILL & VIDEO PHOTOGRAPHERS: Photo work space is limited and your cooperation is appreciated. Still and video photographers are limited to the baselines at each end of the court. In accordance with the NBA policy, no hard-back chairs are permitted courtside and all photographers must keep clear of all designated escape lanes. Rubber lens shades are required for all still photographers who are credentialed to shoot a 76ers game. If seeking an alternative angle, photographers are permitted to shoot from the balcony in front of the broadcast booth (Section 112) and the upper press section (hockey press box).

LOCKER ROOM ACCESS: The locker rooms are located on the west side (Broad Street) of the Event Level. In accordance with NBA policy, the 76ers locker room will be open 75 minutes prior and close 45 minutes prior to tip-off. Following a ten-minute cooling off period, the locker room will open after the game has been completed. Only credentialed media are allowed in the locker room and no autographs are permitted. All media members are asked to have their passes visible at all times while in The Center.

GAME NOTES & STATS: Game notes for both teams will be available in the press room three hours prior to tip-off. Play-by-play, quarterly boxes, haltime boxes, final notes and quotes will be disseminated electronically.

PRACTICES & SHOOTAROUNDS: Sixers practices are held at the Philadelphia 76ers Training Complex located in Camden, NJ. Parking is available across from the practice facility on South Front St. and Harbour Blvd. 76ers PR will send out updated times for practices, shootarounds and any other media availabilities as soon as that information is available.

PLEASE NOTE: All policies are subject to change. Please contact a representative with the 76ers Public Relations department with any questions.



76ERS MEDIA MEMBERS



John Clark
WCAU-TV



Kyle Neubeck
Philly Voice



John Johnson
KYW Newsradio



Rich Hofmann
The Athletic



Dan Gelston
Associated Press



Jessica Camerato
*NBC Sports
Philadelphia*



Jack McCaffery
*Delaware County
Daily Times*



Tom Moore
*Calkins
Newspapers*



Keith Pompey
*Philadelphia
Inquirer*



Derek Bodner
The Athletic



Molly Sullivan
*NBC Sports
Philadelphia*



Kevin Kinkade
Crossing Broad



Sarah Todd
*Philadelphia
Inquirer*

STATS CREW

Ron Pollack, Maria Baran, Dave Berman, Scott Berman, Michael Brock, George Burbage, Pete Gancayco, Jan Giel, Josh Ginter, Bernie Greenberg, Shaughn Howery, Dan Lobacz, Drew Mocer, Bob Mueller, Jim Murray, Mike Notaro, Brian Pollack, Maria Pollack, Scott Ramalho, Norm Starks, Bill Stiles, Mike Sullivan

General Information

PHILADELPHIA 76ERS TRAINING COMPLEX

76ERS PRACTICE FACILITY

The Philadelphia 76ers officially opened the basketball operations portion of the team's 125,000-square-foot Training Complex on September 23, 2016. The Training Complex, which is the largest in the NBA, is designed to foster team building and unity, communication, innovation, and the spirit of competition. The basketball operations facility includes two NBA regulation-size basketball courts, a 2,800-square-foot player locker room, and state-of-the-art performance, wellness, recovery, and hydrotherapy rooms. The basketball training facility was conceived to be a 24/7 destination for elite NBA and front office talent with amenities including a player restaurant, private balcony, film and press room.



DIRECTIONS TO THE PHILADELPHIA 76ERS TRAINING COMPLEX

PHILADELPHIA 76ERS TRAINING COMPLEX (3 BANNER WAY, CAMDEN, NJ 08103)

BY BUS

- Take NJ Transit Bus from Philadelphia (6th and Race St.) to New Jersey (Broadway and Cooper). The facility is a 10 minute walk from that bus stop.

BY CAR

FROM NEW YORK, NEW JERSEY OR NEW ENGLAND:

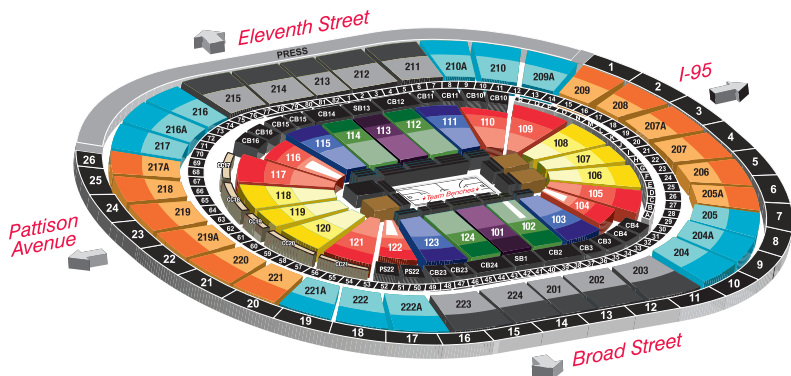
- Take the New Jersey Turnpike South to Exit 4, which is NJ-73 N.
- Take NJ-73 N to exit NJ-38 W/Kaighns Ave.
- Continue on Kaighns Ave before turning slightly right onto US-30 W.
- Take the exit toward Martin Luther King Blvd. Continue onto MLK Blvd.
- Turn left onto St. Front Street.

FROM PHILADELPHIA INTERNATIONAL AIRPORT, WASHINGTON, D.C., BALTIMORE OR MARYLAND:

- Take Interstate 95 North.
- Take I-76 E to exit 354 toward US 130 N/NJ-168.
- Keep left, following signs for Camden/Waterfront.
- Take exit 5A toward US-30.
- Follow Dr. Martin Luther King Blvd to S. Front Street.
- Turn left onto S. Front Street.



THE CENTER



THE CENTER QUICK FACTS

THE CENTER OWNERSHIP:

Comcast Spectacor

MANAGEMENT COMPANY:

Comcast Spectacor

TICKETING: WellsFargoCenterPhilly.com

OPENING DATE: August 31, 1996

FIRST 76ERS GAME AT THE CENTER:

76ers vs. Milwaukee (11/1/96)

CAPACITY (BASKETBALL): 21,000

PREMIUM SEATING: 126 suites and 14 club boxes

CONCESSION STANDS: 32 permanent stands + 19 portable stands

PARKING: Accommodations for 6,100 cars

AMENITIES: The Cadillac Grille, Cure Club, P.J. Whelihan's and DraftKings Lounge

SCOREBOARD: The Center boasts a spectacular, high-tech, center-hung scoreboard. The state-of-the-art technology brings light emitting diode (LED) signage system to create incredible visual displays for all sporting events and attractions.

Comcast-Spectacor hired ANC to design, construct, and install the structure which features 12 LED video displays between two circular LED ribbons. In all, the scoreboard delivers over 3,200 square feet of active LED signage.

MAJOR EVENTS:

- 1996 World Cup of Hockey
- 1997 Stanley Cup Finals
- 1998 U.S. Figure Skating Championships (Olympic Trials)
- 1999 WWF Wrestlemania XV
- 1999 American Hockey League All-Star Game
- 2000 NCAA Women's Basketball Final Four
- 2000 Republican National Convention
- 2001 and 2002 X Games
- 2001 NCAA Men's East Regionals
- 2001 NBA Finals
- 2002 NBA All-Star Weekend
- 2006 NCAA Men's Basketball First & Second Round
- 2008 Gymnastic Olympic Trials
- 2009 NCAA Men's Basketball First & Second Round
- 2011 NCAA Wrestling Championships
- 2013 NCAA Men's Basketball Second & Third Round
- 2014 National Hockey League Entry Draft
- 2014 NCAA Frozen Four
- 2016 NCAA Men's College Basketball East Regionals
- 2016 Democratic National Convention

PROJECT FACTS

COST

\$210 million

GROUND BREAKING

Sept. 14, 1994

ARCHITECTS

Ellerbe Becket

BUILDERS

L.F. Driscoll

PROJECT MANAGERS

Fox Management Company

DETAILS

1,400 workers, 7,000 tons of steel, 19,000 cubic yards of concrete, 32,500 square feet of glass, 62,000 lineal feet of driven piles, 76,000 tiles, 400,000 square feet of dry wall.

OWNERSHIP





JOSH HARRIS

Managing Partner

Josh Harris is Co-Founder and Senior Managing Director of Apollo Global Management, LLC. He is also Managing Partner of the Philadelphia 76ers and Chairman of the Planning Committee of the NBA. He is also Managing Partner of the New Jersey Devils, and a General Partner of the Crystal Palace Football Club. Harris is the Founder and co-Chairman of Harris Blitzer Sports & Entertainment (HBSE), a company created to accelerate growth and explore related strategic investment opportunities in sports, entertainment and media. He graduated summa cum laude and Beta Gamma Sigma from the University of Pennsylvania's Wharton School of Business with a Bachelor of Science degree in Economics and received his MBA from the Harvard Business School where he was named a Baker and Loeb Scholar. Among other civic activities, Harris serves as a member of The Federal Reserve Bank of New York Investors Advisory Committee on Financial Markets and the Council on Foreign Relations. He serves on the Board of Trustees for Mount Sinai Medical Center, Harvard Business School, the Wharton School at the University of Pennsylvania and the United States Olympic Committee, and is Founder and Chairman of the Harris Family Charitable Foundation.



DAVID BLITZER

Managing Partner

David S. Blitzer is the Global Head of Blackstone's Tactical Opportunities group, and a member of the firm's Management Committee. Blackstone Tactical Opportunities employs an opportunistic investment strategy across asset classes, industries and geographies and seeks to capitalize on time-sensitive or nontraditional investment opportunities that are differentiated and difficult to source, analyze or execute. Since joining Blackstone in 1991, Mr. Blitzer has been involved in the execution of Blackstone investments across a variety of asset classes, including establishing and leading Blackstone's European private equity business. He is also the co-founder of Harris Blitzer Sports & Entertainment (HBSE), which includes in its portfolio the Philadelphia 76ers, the New Jersey Devils, leading venue Prudential Center in Newark, N.J., the GRAMMY Museum Experience Prudential Center, the Delaware Blue Coats, the Binghamton Devils, the Sixers Innovation Lab Crafted by Kimball, and renowned esports franchise Team Dignitas. Mr. Blitzer is based in New York and graduated magna cum laude from the Wharton School of the University of Pennsylvania. Mr. Blitzer currently serves on the Boards of Harlem RBI, an East Harlem social services and educational organization, the Riverdale Country School, and the Board of Overseers at the Wharton School. He also serves on the Advisory Board of the Mount Sinai Surgical Department.



ADAM ARON

Limited Partner

Adam was Chief Executive Officer and Limited Partner of the Philadelphia 76ers for the 2011-12 and 2012-13 seasons, and currently is a 76ers Limited Partner. Since January of 2016, he has served as CEO and President of AMC Theatres, which became during his tenure the largest movie theatre chain in the world after the acquisition of Odeon and UCI Cinemas in Europe. Adam previously served as CEO of Starwood Hotels and Resorts Worldwide, Norwegian Cruise Line and Vail Resorts. He currently serves on the board of directors of Norwegian Cruise Line Holdings, AMC Entertainment and the Sixers. Born and raised in Philadelphia, and a graduate of Abington High School, he received an MBA with distinction from the Harvard Business School and a bachelor of arts degree cum laude from Harvard College.



MARTIN GELLER

Limited Partner

Martin Geller is the Founder and CEO of Geller & Company, a strategic financial advisory firm serving the planning, management, and accounting needs of corporate entities, as well as the integrated wealth management needs of high-net-worth individuals and families. Since founding the firm in 1984, Marty has led the team that services large multinational clients with a comprehensive range of financial services, including strategic CFO consulting, financial reporting and accounting, tax advisory, investment management, information technology, and integrated wealth management. Marty is a corporate board member of Bloomberg LP and Bloomberg Bureau of National Affairs in Washington, D.C. and is active in the greater New York business community. He is also a co-owner and member of the board of the Philadelphia 76ers professional basketball team. He is also a board member of several charitable and non-profit organizations, including: the American Israel Education Foundation (where he supports the Geller Student Government Association Presidents Program), the New York Police and Fire Widows' and Children's Benefit Fund, the Northeast Regional Council of the American Israel Public Affairs Committee, the Northeast Regional Council for the National Parks Conservation Association, and the Northeast Regional Leadership Cabinet of the U.S. Holocaust Memorial Museum. Marty is a member of the Americas Foundation of the Serpentine Galleries, a former member for the advisory board of the Mayor's Fund to Advance New York City, and the Finance Committee of the UJA-Federation of New York. Marty and his wife reside in New York City with their five children.



DAVID B. HELLER

Limited Partner

David B. Heller is a private investor. Prior to managing his own money, he was the Co-Head of the Goldman Sachs Global Securities Division where he sat on the firm's Management Committee. His current investment focus is on financial companies that benefit from regulatory and technological disruption as well as consumer brands that benefit from demographic and lifestyle changes. His largest current investments include stakes in the Standard Hotel management company, the Philadelphia 76ers basketball team, Crystal Palace Football Club, Peloton Fitness and Stone Ridge Asset Management. Other investments include iSentium, Goldieblox, The Infatuation, Wheels Up and The New Stand. David currently serves as a trustee of The New Museum of Contemporary Art where he also chairs the Board of Advisors for their incubator NEW INC. He is also on the boards of Acumen and Third Way, and co-chairs the fundraising efforts of his class at Harvard College. He lives in New York with his wife and three children.



TRAVIS HENNINGS

Limited Partner

Travis Hennings is a Partner at HRS Management. Previously, Mr. Hennings worked in the Private Equity Group at Apollo Global Management where he was involved in investments across a variety of industries and asset classes. Before Apollo, Mr. Hennings was a member of the Investment Banking Division at Citigroup. He has served on the Board of Directors of a number of companies including the Endemol Shine Group, Realogy Holdings Corporation, and CORE Media Group. Mr. Hennings graduated from the University of Colorado.



TONY IGNACZAK

Limited Partner

Tony Ignaczak is a Managing Partner of Quad-C Management, a middle market private equity firm based in Charlottesville, Virginia. Since joining the company in 1992, Tony has led investments in a variety of industries including building products, business services, consumer, and transportation/logistics. He currently sits on the Board of Directors of a number of the firm's portfolio companies. Prior to joining Quad-C, Tony worked in the Merchant Banking Group at Merrill Lynch, the Mergers and Acquisitions Group at Drexel Burnham Lambert and the Office of the Chairman at W.R. Grace. Tony holds a B.S. degree from The Wharton School, University of Pennsylvania and an M.B.A. from Harvard Business School. He is also a member of the Wharton Undergraduate Executive Advisory Board.



JAMES LASSITER

Limited Partner

In 1998, James Lassiter co-founded Overbrook Entertainment with entertainment powerhouse Will Smith. They named the production and management company after the Philadelphia high school they both attended. Lassiter recently produced the remake of ANNIE starring Quvenzhané Wallis, Jamie Foxx and Cameron Diaz. This was Overbrook's first joint film with Jay Z's Roc Nation. Previously, Overbrook and Roc Nation co-produced the Broadway musical Fela!, which earned eleven Tony Award nominations in 2010. On the small screen, Lassiter and Overbrook teamed up with Flavor Unit Entertainment on The Queen Latifah Show (2013 - 2015). Some of Lassiter's other successes include KARATE KID (2010) starring Jaden Smith and Jackie Chan; HANCOCK (2008) starring Will Smith and Charlize Theron; I AM LEGEND (2007); and THE PURSUIT OF HAPPYNESS (2006), which resonated with audiences around the world, earning Smith an Oscar nomination for his performance.



MARC LEDER

Limited Partner

Marc J. Leder is the Co-CEO of Sun Capital Partners, Inc. a leading global private investment firm he co-founded in 1995 with his partner Rodger Krouse. Sun Capital focuses on identifying companies' untapped potential and leveraging its deep operational and financial resources to transform results. Sun Capital affiliates have invested in and managed more than 350 companies worldwide since the firm's inception with revenues in excess of \$50 billion. The firm has approximately \$8 billion of equity capital under management. Mr. Leder has more than 35 years of hands-on experience in leveraged buyouts, investment banking, and business operations. Working from Sun Capital's Boca Raton headquarters, Mr. Leder co-directs all of the firm's global investment activities, approves all capital commitments, and oversees the firm's operations jointly with Rodger Krouse. Prior to co-founding Sun Capital Partners, Mr. Leder was a Senior Vice President at Lehman Brothers in New York. He received a Bachelor of Science degree in Economics from the Wharton School of the University of Pennsylvania. Mr. Leder is the chairman of the Board of Vince Holding Corp., a publicly traded company, of which a Sun Capital Affiliate owns 73%, and a Director of the Berggruen Museum in Berlin and the Federal Enforcement Homeland Security Foundation.



MICHAEL RUBIN

Limited Partner

Michael Rubin, noted Philadelphian internet entrepreneur and innovator, has built several successful multi-billion dollar e-commerce companies. Driven by a deep passion for business and a life-long love of sports, Rubin is founder/Executive Chairman of Fanatics. Rubin is also founder/CEO of Kynetic, which owns three businesses at the forefront of online commerce: Fanatics, the world's leading retailer of licensed sports merchandise; Rue La La, one of the top online private sale destinations in the U.S.; and ShopRunner, an innovative members-only service aggregating shopping benefits from top retailers and brands. Prior to Kynetic, Michael was founder/CEO of GSI Commerce which he sold to eBay for \$2.4 billion in 2011. He started his entrepreneurial career at the age of 12, when he opened a ski-tuning shop in his parents' Philadelphia basement. At age 25, Michael became one of the youngest CEOs ever of a NASDAQ-listed company. The success of GSI Commerce and his outstanding achievements landed him a spot on the inaugural season of the CBS hit show "Undercover Boss." He is also co-owner of the New Jersey Devils.





WILL SMITH & JADA PINKETT SMITH

Limited Partners

Will Smith and Jada Pinkett Smith are known and regarded globally for their work in arts and entertainment as well as their philanthropic outreach. Will Smith has been nominated for multiple Academy Awards, Golden Globe and Grammys. Known initially as a rap artist and from his six-year role in NBC's *The Fresh Prince of Bel Air*, he has since starred in numerous blockbuster films including *INDEPENDENCE DAY*, *MEN IN BLACK*, *HITCH*, *I AM LEGEND*, *THE PURSUIT OF HAPPYNESS*, *ALI* and *SUICIDE SQUAD*. His upcoming films include Netflix's *BRIGHT*, Disney's *ALADDIN* and director Ang Lee's *GEMINI MAN*. Jada got her start on the television sitcom "A Different World." She has produced the documentary "Free Angela and All Political Prisoners" and executive produced the syndicated talk show, "The Queen Latifah Show." As an author, Jada's children's book "Girls Hold Up This World," landed as a New York Times best-seller. Contributing much of her time to humanitarian efforts, Pinkett Smith continues to be a resounding voice fighting against modern-day slavery through her Don't Sell Bodies Initiative that serves as an information portal for human trafficking awareness. She has most recently starred on the hit TV show *GOTHAM* and films including *THE MATRIX RELOADED*, *THE MATRIX REVOLUTIONS*, *MAGIC MIKE XXL*, *BAD MOMS*, and in-theaters now, *GIRLS TRIP*. Together, they founded the Will & Jada Smith Family Foundation (WJSFF), which is a non-profit, philanthropic organization committed to improving lives and investing in organizations and initiatives that empower traditionally overlooked communities.



ART WRUBEL

Limited Partner

Art Wrubel began his career in 1987 at JMB Realty Corporation, where he was an associate in the acquisitions group. In 1993, Mr. Wrubel joined Dickstein & Co., an investment fund in the bankruptcy and event driven arena, as a partner. His focus was on real estate and asset backed securities. At Dickstein, he was involved in many high profile real estate corporate restructurings including Olympia & York, Cadillac Fairview, Rockefeller Center Properties, Bramalea, and Trizec. In 2001, Mr. Wrubel formed Wesley Capital Management, a long/short investment fund focused on real estate securities. Mr. Wrubel is on the Board of Directors of Athene Holding Limited (ATH), a Bermuda based Insurance Co. and is also a member of the Wharton Undergraduate Board at the University of Pennsylvania. He received a Bachelor of Science in Economics from the Wharton School at the University of Pennsylvania in May 1987.

FRONT OFFICE





BRYAN COLANGELO

President of Basketball Operations

On April 10, 2016, the Philadelphia 76ers named Bryan Colangelo President of Basketball Operations. In 2017-18, his second season with the 76ers, Colangelo helped orchestrate the franchise's first 50-win season since 2000-01 and its first playoff berth in six years. With the midseason acquisitions of Marco Belinelli and Ersan Ilyasova, as well as the offseason signings of JJ Redick and Amir Johnson, Colangelo added veteran leadership and fire power to a budding, young roster. He also traded for the No. 1 overall pick in the 2017 NBA Draft, where Philadelphia selected Markelle Fultz, the dynamic 19-year-old guard out of Washington. Since Colangelo's arrival, the team has improved from 10 wins to 50-plus, increasing the team's win total by five times in the two-season span. Prior to joining the Sixers,

Colangelo served as President of Basketball Operations and General Manager with the Toronto Raptors from 2006-13. He spent 15 years in the Phoenix Suns organization, where he served 11 seasons as the club's General Manager including the last seven as team President. Colangelo's arrival in Toronto was marked by a series of trades and free agent acquisitions that resulted in nine new players on the roster at the start of 2006-07 training camp. In his first full season at the helm of the Raptors, the team improved an NBA-best 20 wins over the 2005-06 season to tie a franchise high with 47 victories. Toronto went on to win the 2006-07 Atlantic Division championship, securing third seed and home court in its return to the playoffs after missing the postseason the previous five seasons. For his efforts in leading the Raptors' dramatic change of fortune, Colangelo was named 2006-07 Sporting News NBA Executive of the Year. It was his second such honor, having received the award in 2005 after guiding the Suns to the third-greatest turnaround in NBA history en route to winning the Pacific Division Championship. He is one of only three executives to win the award with two different franchises (Bob Bass, Jerry West). During Colangelo's career as a General Manager, his teams have appeared in the NBA Playoffs 11 times and have captured four division championships. Prior to his move to Toronto, the former Suns executive was part of a new ownership group that purchased the franchise June 30, 2004. He also previously held the positions of Scout, Assistant Director of Player Personnel, and Vice President/Assistant General Manager with the Suns, where he was directly involved in all aspects of player personnel, including evaluation, draft selection and transactions. He also served as tournament director of the NIKE Desert Classic, an annual college All-Star basketball tournament held in Phoenix, from 1993 through 2001. In addition to his responsibilities with the Suns, Colangelo served as President of Phoenix Arena Sports (PAS), the owning entity of the Arizona Rattlers (Arena Football League) and the operating entity of the Phoenix Mercury (WNBA) from June 1991 through June 2002. Highlights of his involvement with PAS include the 1994 and 1997 Rattler World Championships, setting the league attendance mark with the Phoenix Mercury in the WNBA's inaugural season, and his selection as the AFL's 1993 Executive of the Year. The Rattlers also won the AFL Commissioner's Award as the top franchise on and off the field for an unprecedented five straight years from 1996 to 2000. Colangelo's accomplishments and influence in sports and business were recognized nationally when he was named to the "40 Under 40" most influential group by Street and Smith's Sports Business Journal in 2000. In May 2005, Colangelo was named to the USA Basketball Men's Senior National Program Advisory Panel charged with selecting teams for the 2006 FIBA World Championship (Saitama, Japan), 2007 FIBA Americas Olympic Qualifying Tournament (Las Vegas, USA) and the 2008 Olympics (Beijing, China). Colangelo currently serves on the NBA's Competition Steering Committee and he was also named to Canada Basketball's Board of Directors in June of 2008. Colangelo has been active with and supportive of many different charitable organizations and community partners including the Boy's and Girl's Club of Metropolitan Phoenix, the Phoenix Zoo, MLSE's Team Up Foundation, (formerly Raptors Foundation for Kids), the Art Gallery of Ontario, Save a Child's Heart Foundation, the Naismith Memorial Basketball Hall of Fame and the National Italian American Sports Hall of Fame, among others. Colangelo was born June 1, 1965. He is a 1987 graduate of Cornell University with a Bachelor of Science degree in business management and applied economics.

General Information



MARC EVERSLEY

Vice President, Player Personnel

Marc Eversley is in his second season as Vice President of player personnel with the Philadelphia 76ers organization. In this role, Eversley works closely with President of Basketball Operations Bryan Colangelo on the teams' player personnel matters, which includes leading the organization's efforts in evaluating draft prospects, free agents, and potential trade targets. Eversley oversees all of the 76ers' current and future on-court talent. His role is pivotal in ensuring both the current success and the long-term growth potential of the team.

Eversley maintains relationships with personnel, players and agents around the league. His network allows him to gather intel which can be crucial to evaluating potential player decisions, and better understanding the strategic direction of opponents. Eversley also leads all scouting activity - collegiate, NBA and international - including managing a roster of full time and regional scouts. His knowledge of future talent, combined with his aforementioned knowledge of league-wide talent strategies, makes him an invaluable asset during draft time. Eversley maintains a criterion by which an organization can collectively evaluate team needs and how prospects will deliver on both current and future objectives. With years of experience under his belt, Eversley is skilled at identifying, understanding and attracting the best talent in the NBA.

Prior to this position, Eversley spent the three seasons with the Washington Wizards in a similar role. Eversley began his NBA career with the Toronto Raptors, working there for seven seasons under the mentorship of Colangelo. In his final two seasons with the Raptors organization, he worked as the Vice President of college scouting. Before working with the Raptors, Eversley worked for five years at Nike's world headquarters in Oregon as its NBA Player Relationship Manager. It was there he became versed in managing athlete relationships, along with team and athlete brand management. Eversley worked for six years with Nike Canada before heading to Oregon. He began in retail, managing Nike-owned stores in Ontario and then moved to their corporate office overseeing Nike Canada's basketball assets, including high school, college, university and pro levels. He also managed marketing agreements with Canada Basketball, NBA Canada, the Vancouver Grizzlies, and the Raptors.

Eversley is also an active participant in the NBA's Basketball Without Borders program. In September 2011, Eversley took part in Basketball Without Borders Johannesburg, South Africa, while this past August he attended Basketball without Borders Europe.

Eversley attended high school in Brampton, Ontario, and Urbana University in Urbana, Ohio on a basketball scholarship.



NED COHEN

Vice President of Basketball Operations and Chief of Staff

Ned Cohen is in his second season with the Sixers and serves as Vice President of Basketball Operations and Chief of Staff. Serving as the primary liaison for all interdepartmental planning, coordination, and communication, Cohen also assists in all matters related to the Salary Cap, the NBA Collective Bargaining Agreement, and League Rules. He joined the team after working at the NBA League Office beginning in 2004 and most recently served as Associate Vice President of Basketball Operations prior to joining the Sixers. He resides in Philadelphia with his wife, Lauren.





DR. DANIEL MEDINA, MD

Vice President, Athletic Care

Daniel Medina is in his first season as the Vice President of Athletic Care for the 76ers, joining the organization from FC Barcelona where he most recently served as Deputy Director of the Sports Science and Medical Department. In this newly created position, Dr. Medina will oversee all areas of athlete care and performance, including the medical and sports science departments, as well as the athletic training, physiotherapy, nutrition and strength and conditioning departments. Dr. Medina boasts an extensive résumé in athlete care and sports performance. In addition to earning a PhD from the University of Las Palmas de Gran Canaria Medical School in Spain, Dr. Medina holds Master's Degrees from the University of Barcelona (Evaluative Medicine) and University Pablo Olavide (Fútbol Conditioning and Rehab). He also graduated from the International Olympic Committee's sports nutrition program and participated in continuing health care education programs at Harvard Business School. In addition to his work with the storied fútbol franchise, Dr. Medina served as a driving force behind FC Barcelona's award-winning Barca Innovation Hub. Leveraging his expertise in medicine, nutrition, sports science, analytics and technology, Dr. Medina was heavily involved in Barca Innovation Hub's evaluation and research of emerging products, particularly those designed to aid in athlete health and performance.



ELTON BRAND

General Manager, Delaware Blue Coats

Elton Brand has completed his first season as General Manager of the Delaware Blue Coats after a 17-year NBA career, during which he made two All-Star appearances. Brand spent the 2016-17 season with the Sixers as a Player Development Consultant, following his October retirement from playing. Prior to entering the front office, he spent parts of five seasons playing for the Sixers, appearing in 263 games and reaching the postseason twice. For his career, Brand posted averages of 16 points, nine rebounds, two assists and two blocks per game, while shooting 50 percent from the field and 74 percent from the free-throw line in 33 minutes per game. He played in 1,058 NBA contests (868 starts) with Chicago, the Los Angeles Clippers, the Sixers, Dallas and Atlanta. His 1,828 blocks place him 22nd all-time in NBA history.



VINCE ROZMAN

Sr. Director of Basketball Operations

Vince Rozman is in his 12th season with the Sixers and his second as Senior Director of Basketball Operations. In his current role, Rozman is responsible for the day-to-day management of the scouting process. He is the lead on the team's draft preparation and works closely with Vice President of Player Personnel Marc Eversley. Rozman started out as an intern with the Sixers basketball operations department for the 2006-07 season and was named the team's Scouting Coordinator at the conclusion of his internship. A native of Cleveland, Rozman graduated from Ohio University. He and his wife, Caitlin, reside in the Philadelphia area with their daughter Lucy.

General Information



BRETT BROWN

Head Coach

Brett Brown was named Head Coach of the Sixers on August 14, 2013 after spending the previous 11 seasons as an assistant coach for the San Antonio Spurs under Gregg Popovich. Brown was a member of the Spurs organization for their first four championship seasons (1999, 2003, 2005 and 2007). Brown led the 2017-18 76ers to their first 50-win season since the 2000-01 campaign and their first playoff appearance in six years. Boasting a top-five defense in the league, Brown's team also led the NBA in rebounds per game and was second in assists per contest. The 76ers' jump from 28 wins in 2016-17 to 52 in 2017-18 was the largest season-to-season improvement in franchise history and the largest in the NBA since 2013-14. In March 2018, Philadelphia tied a franchise record with 13 wins in 16 games and on March 15, began a 16-game winning streak, which is the longest single-season streak in franchise history. The 2016-17 team saw a league-best 18-win improvement from the season before and boasted a 10-5 record in January, which was among the best in the NBA. Under Brown's watch, rookie center Joel Embiid and forward Dario Saric each made major impacts on the floor and both were selected First Team All-Rookie. Brown's offensive philosophy of pace, space and pass was evident throughout the 16-17 year as the Sixers finished seventh in pace and seventh in three-point attempts. Behind Brown's team first offensive approach, the Sixers led the league in passes per game and finished third in the NBA in assist percentage, behind the NBA champion Golden State Warriors and the Boston Celtics. Second-year point guard T.J. McConnell averaged a team-best 6.6 assists per game while finishing eighth in the league with 534 assists. On the defensive end, the past year saw the Sixers jump 10 spots in defensive efficiency from 26th the year before to 16th in 16-17. Brown's active, pressure inducing defense finished third in deflections and third in steals. In each of his first four seasons, the Sixers have ranked within the top 10 in the NBA in steals per game, only once falling outside of the top three and leading the league in that category in 2013-14. From the start of his Sixers tenure, Brown placed emphasis on player development and a commitment to an elite level of conditioning as the pillars of his program in Philadelphia. The Sixers player development wing was critical to the growth of Robert Covington and McConnell, both undrafted players who have been molded into key NBA contributors. Brown's personal touch with player development has been evident in the growth of several Sixers, including Embiid, Saric, and Simmons. Brown will next look to grow a pair of No. 1 overall picks in forward Ben Simmons and guard Markelle Fultz, who will make their NBA debuts in 2017-18. Brown originally joined the Spurs as a member of their basketball operations department in 1998-99 but left after the season to become the Head Coach of the Sydney Kings of the Australian National Basketball League (NBL). He re-joined the Spurs in July of 2002 as the team's Assistant Coach/Director of Player Development and was moved to the bench as an assistant coach prior to the 2006-07 season. A native of Maine, Brown played at South Portland High School for his father Bob Brown, who is a New England Basketball Hall of Famer. The younger Brown went on to attend Boston University where he played under Rick Pitino. Brown was named team MVP his sophomore year and served as team captain his final two seasons, helping the Terriers reach the NCAA Tournament as a senior in 1983. For his career, Brown posted an assist-to-turnover ratio of 2.19 and left ranked fourth in school history in assists (404). In 2013, Brown joined his father as an inductee into the New England Basketball Hall of Fame. In addition to his time with the Spurs, Brown has a wealth of coaching experience in Australia, where he met and married his wife, Anna. He started as an assistant coach with the Melbourne Tigers under Lindsay Gaze, a member of both the Australian and FIBA Hall of Fame. Brown was named Head Coach of the North Melbourne Giants in 1993 and earned NBL Coach of the Year honors in 1994 after leading the Giants to the National Championship. Including his return to the NBL for three seasons with the Sydney Kings in 1999, Brown amassed 149 career coaching victories, sixth-most in league history. In March of 2009, Brown was named Head Coach of the Australian National Team. He had previously served as an assistant for eight years, including both the 1996 and 2000 Olympic Games as well as the 1998 World Championships. Brown led Australia to the FIBA Oceania Championship over rival New Zealand in 2011 to secure a bid to the 2012 Olympics. At the London games in 2012, Brown guided Australia to what many consider one of its best Olympic runs, culminating with a win over eventual bronze medalist Russia before being eliminated by Team USA in the quarterfinals. Overall, Australia compiled a 3-3 mark without the services of injured star Andrew Bogut. Brown and his wife Anna have been married for over 20 years and have two daughters, Julia and Laura, and a son, Sam.



LYLOID PIERCE

Assistant Coach

Lloyd Pierce is in his fifth season as Assistant Coach with the Sixers. Pierce has 16 years of professional and collegiate experience. He joined the Sixers after two seasons with the Memphis Grizzlies as Assistant Coach-Player Development under Head Coach Lionel Hollins. The Grizzlies reached the playoffs in both seasons, going as far as the Western Conference Finals. Prior to working with the Grizzlies, Pierce spent the 2010-11 season as Assistant Coach with the Golden State Warriors under Head Coach Keith Smart. He also served three seasons as Assistant Coach-Player Development Coordinator for the Cleveland Cavaliers (2007-10) under Head Coach Mike Brown. In his three seasons with the Cavaliers, the team reached the playoffs in every season, including a trip to the Eastern Conference Finals. Before coaching in the NBA, Pierce was an Assistant Coach at his alma mater Santa Clara University under his former collegiate coach, Dick Davey. Pierce assisted Coach Davey for 5 seasons on the Mission Campus from 2002-2007. As a player, Pierce played four seasons internationally in Mexico, Australia, Germany and Turkey from 1999- 2002. The San Jose native played all four seasons at Santa Clara, teaming with two-time MVP Steve Nash and leading the Broncos to consecutive NCAA Tournament berths in 1995 and 1996 before graduating with a Bachelor of Science in Business Management. Pierce and his wife, Melissa Jean, were married in August, 2015. The two reside in Philadelphia.



JIM O'BRIEN

Assistant Coach

Jim O'Brien is in his second season as an Assistant Coach with the Sixers. O'Brien has held head-coaching positions with the Pacers (2007-11), Sixers (2004-05) and Celtics (2001-04). O'Brien led the Sixers to a 43-39 record and a playoff appearance in his lone season as head coach. A native Philadelphian and Roman Catholic High School standout, O'Brien attended that Saint Joseph's University, where he was a three-year starter, led it to three postseason appearances and was team co-MVP his senior season. He later would be enshrined in the school's Hall of Fame as well as the Philadelphia Big Five Hall of Fame. In addition to his NBA coaching experience, O'Brien has spent a wealth of time in the collegiate ranks, serving as an Assistant Coach at Kentucky (1994-97), Oregon (1978-82), St. Joe's (1977-78), Maryland (1976-77), Pembroke State (1975-76) and Wheeling Jesuit (1974-75). He was the Head Coach at the University of Dayton from 1989- 1994 and at Wheeling Jesuit from 1982-87. O'Brien and his wife, Sharon, have three children: Jack, Shannon and Caitlyn. Sharon's father is Hall of Famer Jack Ramsay, who served as General Manager for the 1967 NBA Champion 76ers and head coach of the 1977 NBA Champion Portland Trail Blazers.



BILLY LANGE

Assistant Coach

Billy Lange is in his fifth season with the Sixers and serves as Assistant Coach. Prior to joining the Sixers, Lange was the Associate Head Coach at Villanova under head coach Jay Wright. For Lange, it was his second stint with the Wildcats, having spent three years as their director of basketball operations from 2001-2004. He rejoined Coach Wright's staff in May of 2011 following seven seasons as head coach of the United States Naval Academy. At Navy, Lange inherited a team that had won five games the season prior to his arrival. The Midshipmen improved their win totals in each of his first five seasons, highlighted by a 19-11 mark in 2008-09. In 2008, Lange was named Patriot League Coach of the Year. Navy also led the Patriot League in scoring in five of the seven seasons Lange was in charge. Lange was head coach at the United States Merchant Marine Academy (Division III) from 1999-2001. His teams won back to back Conference Championships and went to the NCAA Sweet 16 in 2001, while Lange was selected NABC Atlantic Region Coach of The Year. A native of Haddon Heights, N.J., Lange played for his father, Bill Lange, Sr., at Bishop Eustace High School before moving onto Rowan University. He began his coaching career in 1994 as an assistant to his father. Lange also served as an assistant on Hall of Famer Herb Magee's staff at Philadelphia University and spent the 1998-99 season as an assistant coach at La Salle. Lange and his wife, Alicia have four sons: Will, Matt and twins Marc and Jake.


General Information



KEVIN YOUNG

Assistant Coach

Kevin Young is in his second season as an Assistant Coach with the Sixers. He spent the 2015-16 and 2014-15 seasons as Head Development Coach with the former Delaware 87ers (now Blue Coats). Young served as an assistant on the Sevens staff in 2013-14. Young coached in the NBA G League from 2007-16, where he spent time as head coach with the Utah Flash and Iowa Energy in addition to Delaware. Young was also the head coach of Shamrock Rovers Hoops in the 2006-07 Irish Super League season. Before that, Young spent time as an Assistant Coach at both Utah Valley State University and Oxford College. Prior to his coaching career, Young was a team captain at Clayton State University, where he is still a record-holder for assists and steals. Young resides in Cherry Hill, NJ with his wife Melissa and their three children, sons, Jude and Van and daughter, Zoey.



CONNOR JOHNSON

Director of Player Development

Connor Johnson is in his first season as Director of Player Development and Coaching Administration. Johnson spent the last two years in the role of Video Coordinator and has been working in the Sixers' Basketball Operations department since 2014. Before joining the Sixers, Johnson served as a Graduate Assistant with the Villanova men's basketball program working under Head Coach Jay Wright. He holds a Master's in Public Administration from Villanova and Bachelor of Arts from Amherst College (MA). A San Diego, California native, Johnson played four years of basketball at Amherst.



JOHN BRYANT

Player Development Coach

John Bryant is in his second season as Player Development Coach with the Sixers. John spent the previous two seasons as an Assistant Coach with the former Delaware 87ers (now Blue Coats) of the NBA G League. During those two seasons, he was an Assistant Coach with the Nigeria men's national team, which won the 2015 African championship and competed in the 2016 Rio Olympics. He currently is an Assistant Coach with the Angola men's national team. Bryant served as Associate Head Coach and Head Strength and Conditioning Coach with the Bakersfield Jam (NBA D-League) for three seasons prior to joining Delaware. Prior to his coaching career, he played professionally in the NBA D-League (Bakersfield), Australia, China, Czech Republic, England, Germany and the ABA. Bryant played his collegiate ball at St. Joseph's University from 2001-05, where he started on the 2003-04 team that

went 27-0 in the regular season and reached the Elite Eight. Bryant resides in Cherry Hill, NJ with his wife Allison and two children, Miles and Vera.





JOHN TOWNSEND

Shooting Coach


John Townsend is in his second season as the Sixers Shooting Coach. He previously spent three seasons with the Memphis Grizzlies; one as Shooting Coach and two as Director of Player Development. Townsend has experience as a Shooting Coach for the Toronto Raptors, Portland Trail Blazers and NBA Development League, working with players to develop better shooting habits through teaching, video analysis and repetition. He also spent time at the NBA Players Association Top 100 Camp as a Shooting Coach in 2005, 2006 and 2011. In addition, Townsend has done consulting work for teams and individual players in England, Spain, Ireland, Northern Ireland, Singapore, Jordan, United Arab Emirates, Philippines, China, South Korea and Colombia. A 1995 graduate of Ball State, Townsend and his wife, Brooke, have two daughters, Billie Fe and Bailee Lynn.



TODD WRIGHT

Assistant Coach, Head of Strength and Conditioning

Todd Wright is in his third season with the Sixers as Assistant Coach, Head of Strength and Conditioning. Wright brings with him 24 years of experience and is widely recognized within the field for his ability to develop players using innovative basketball specific strength and conditioning techniques. Prior to joining the Sixers, Wright was the Strength and Conditioning Coach for the Texas Longhorns men's basketball team for 17 seasons, during which time he supervised the development of 16 players selected in the NBA Draft, six All-Americans and two recipients of the prestigious Wooden Award as the national player of the year. During his 21 years at the collegiate level with the University of Texas and Clemson University, Wright participated in 19 NCAA tournaments, including 17 consecutive appearances between the two schools. Wright is also a well-respected speaker in the field of strength and conditioning, having presented on the subject of "Vertical Core Training," which he developed. Many of Wright's unique training methodologies have been nationally recognized in numerous publications. He is also a member of the National Strength and Conditioning Association, is a Certified Strength and Conditioning Specialist (CSCS) and a Fellow of Applied Functional Science.



CHRIS BABCOCK

Chris Babcock is in his fifth season with the 76ers. He has served as Assistant Director of Player Development and as Player Development Assistant. He originally joined the team prior to the start of the 2013-14 season and assumed the role of Assistant Video Coordinator, a position he held for two seasons. He spent the 2012-13 season with the San Antonio Spurs in the same role. Prior to his time with the Spurs, Babcock coached at the University of Texas from 2008-12.

General Information



ALEX RUCKER

Vice President, Analytics and Strategy

Alex Rucker begins his second season as Vice President of Analytics and Strategy with the 76ers. Prior to joining the organization, Rucker spent the previous seven seasons with the Toronto Raptors as Senior Analytics Consultant. In that role, he supported key decision makers with analytic tools and insight, identified new basketball data sources and directed the engineering and software team. From 2014-16, Rucker concurrently served as the Director of Performance Analysis with Basketball Canada, where he performed advanced statistical modeling and an analysis for the men's national team. Prior to joining the Raptors, Rucker served in the United States Navy for 11 years. He holds a law degree from the University of Notre Dame, a Bachelor of Commerce degree from the University of British Columbia and a Bachelor of Education degree from Simon Fraser University.



DR. DAVID T. MARTIN

Director of Performance Research and Development

Dr. David T. Martin is in his third season with the Sixers as Director of Performance Research & Development. Martin has been a pioneer in revolutionizing the way world-class athletes train for two decades. Martin leads performance, technology, science and innovation initiatives. Martin has accumulated 22 years of experience working with elite athletes and is widely recognized as an innovator and leader in high performance sport. He is also an accomplished applied sport scientist with more than 100 publications investigating topics such as talent identification, development of power, fatigue management, competition analysis, altitude training, and thermoregulation. Additionally, Martin has worked with numerous world-class coaches across a number of different sports, including basketball. In 2012, Martin was appointed as the Senior Sports Scientist and Team Leader for the AIS Combat Centre, a new initiative he spearheaded designed to raise international competitiveness in four Australian Olympic combat sports. Since the 2000 Olympic Games in Sydney, Martin acted as the National Sport Science Coordinator for Cycling Australia. Over the last five summer Olympic Games, the cycling teams supported by Martin and his colleagues have won eight Gold, eight Silver and 12 Bronze medals. He has also worked with Australian World Record holders, World Champions and Australia's only winner of the Tour de France, and frequently presents findings from his research at international sport science meetings.



KEVIN JOHNSON

Head Athletic Trainer

With over 26 years of experience in the field of sports medicine, Kevin Johnson is in his 15th season with the 76ers staff as the team's Head Athletic Trainer. He joined the Sixers organization at the beginning of the 2003-04 season. A certified member of the National Athletic Trainers Association (NATA), Johnson served as Chairman of the National Basketball Athletic Trainers Association (NBATA) from 2015- 2017. He spent seven seasons as the head athletic trainer for the Washington Wizards (1994-95 to 2000-01) and four seasons as an assistant trainer with the Indiana Pacers (1990-91 to 1993-94). Prior to joining the NBA ranks, Johnson served as an assistant athletic trainer for the NFL's Indianapolis Colts. Johnson graduated from Indiana State University in 1989 with a Bachelor of Science in Physical Education, with a specialization in Athletic Training. He is also certified by the National Academy of Sports Medicine as a Performance Enhancement Specialist and a Corrective Exercise Specialist. In 2001 and 2017, Johnson served as the head athletic trainer for the Eastern Conference All-Star team. Also in 2017, selected as NBATA Head Athletic Trainer of the Year and received American Academy of Podiatric Sports Medicine "Excellence in Athletic Training" award. An active member of Big Brothers of America, Johnson resides in Annapolis, Md., with his wife Sheila and their children, Mitchell and Jai.



JESSE WRIGHT

Director, Performance Science

Jesse Wright is in his 12th season with the 76ers and third in the Performance Science department, having spent the previous five seasons as Head Strength and Conditioning Coach. His first four seasons with the organization were spent as its Strength and Conditioning Consultant, while being employed as the Director for Summit Sports Training Center. He directed all of the training programs for the company and oversaw their Strength and Conditioning contract with Saint Joseph's University. In 2012-13, Wright was named NBA Strength & Conditioning Coach of the Year, an award voted on by his contemporaries in the league. In addition, he served as President of the National Basketball Strength & Conditioning Association from 2013-2015. He currently chairs the committee that oversees and coordinates all of the anthropometric and performance testing for the NBA Pre-Draft Combine. Wright received his Exercise

Science degree from Temple University and has previously held Strength and Conditioning Coach positions with the Owls, Eagles, the Barcelona Dragons of NFL-Europe and Hofstra University. Wright has certifications from the National Strength and Conditioning Association (RSCC*D, CSCS), the National Academy of Sports Medicine (PES), Functional Range Conditioning (FRC, FRR), and Functional Movement Systems (FMS).



Sergi Oliva

Director, Analytics &
Strategy



Allen Lumpkin

Director, Basketball
Administration



Scott Rego

Equipment Manager

76ERS MEDICAL STAFF



Christopher Dodson, MD

Head Team Physician



Jonathan Glashow, MD

Chief Medical
Officer/Orthopedic
Surgeon



Peter Vitanzo, MD

Head Medical
Physician



Brad Tucker, MD

Assistant Team
Physician



Barry Kenneally, MD

Assistant Team
Physician

General Information



SCOTT O'NEIL

Chief Executive Officer, Harris Blitzer Sports & Entertainment

Scott O'Neil is the Chief Executive Officer of Harris Blitzer Sports & Entertainment, an organization with the mission of becoming the most impactful sports and entertainment company in the world through the pursuit of innovation and performance, the industry's most passionate and driven executives and engagement in the communities where its properties live, work, play and win.

O'Neil is responsible for the organization's leadership, strategic vision, operations and growth, including the pursuit and acquisition of sports, entertainment and consumer-facing properties. He is the acting Chief Executive Officer over all properties within the organization's portfolio and under the ownership of Managing Partners Josh Harris and David Blitzer, including: the Philadelphia 76ers (NBA), the New Jersey Devils (NHL), Prudential Center, a top five-ranked performance venue in the U.S. located in Newark, New Jersey; Team Dignitas, an internationally renowned esports team, the Sixers Innovation Lab Crafted by Kimball, the GRAMMY Museum Experience Prudential Center, the Delaware 87ers (NBA G League), and the Binghamton Devils (AHL).

With more than 20 years of experience in the NBA, NHL and NFL, O'Neil has earned a reputation as a leader of leaders and is one of the most connected, dynamic and driven executives in the industry today. Previous executives whom he has mentored and managed run many of the top organizations in sports and entertainment today; those he currently manages are poised to lead the industry into the next generation.

The sports industry veteran's reputation for authentic leadership, an unparalleled drive to innovate, and an emphasis on the importance of corporate culture has placed him at the forefront of the industry vanguard. In merely five years overseeing operations for the properties in HBSE's portfolio, O'Neil led the Philadelphia 76ers to sign the first jersey patch sponsorship in "Big Four" sports history; construct the largest and most technically advanced training complex in professional sports, the Philadelphia 76ers Training Complex; establish an industry-leading Innovation Lab, and become the first U.S. professional sports franchise to acquire a world-renowned esports team. In that same period, under O'Neil's ambitious and aggressive leadership, Prudential Center has become a top ten and top five most-played venue in the U.S. and the world by Billboard and Pollstar, respectively, and welcomes over 1.75 million fans and event attendees through its doors annually.

Of his professional accomplishments, O'Neil considers his organizations' corporate culture and dedication to community service his greatest successes and future legacy. The Philadelphia 76ers have been named one of the "Top 50 Cultures" in the U.S. by Entrepreneur (2017), three-times named a "Best Place to Work in Philadelphia" by the Philadelphia Business Journal (2016, 2015, 2014), and named a "Best Place to Work in Pennsylvania by the Central Penn Business Journal (2017). Prudential Center was named a "Best Business" by NBJBiz (2016). O'Neil's belief that those who steward iconic sports and entertainment brands have the responsibility and privilege to use those platforms to mentor the next generation of leaders and make the world a better place is the driving force behind HBSE's community engagement initiatives.

Recognizing the important role HBSE's properties play within its communities, O'Neil's employees individually volunteer 76 hours of service annually in the communities where their fans and patrons live, work and play, resulting in more than 30,000 hours of dedicated community service each year. The Philadelphia 76ers' charitable endeavor, the Sixers Youth Foundation, has additionally raised more than \$1 million for Philadelphia-area youth last year alone and is leveraging sports to help children in need.

The former President of Madison Square Garden Sports, O'Neil has had the opportunity to oversee some of the most iconic brands in all of sports, including the New York Knicks (NBA) and New York Rangers (NHL). O'Neil was the key architect in some of the largest deals in history, resulting in record-setting revenue in sponsorships, tickets and suites, while helping in transforming the "World's Most Famous Arena" forever. Preceding his post at MSG Sports, O'Neil spent seven years as the Senior Vice President of the NBA's renowned Team Marketing and Business Operations group, where he advised NBA, WNBA and NBA Development League teams on all business operations. Earlier in his career, O'Neil served as the President of HoopsTV.com and held positions with the New Jersey Nets (NBA) and Philadelphia Eagles (NFL).

O'Neil serves as an Alternate Governor for the NBA and NHL. O'Neil's influence and experience has earned him a place at the podium at some of the largest industry conferences in the world, delivering keynotes at events such as: Leaders in Sport, Beyond Sport, Sports Business Journal's World Congress of Sport, the IEG Pivot Conference, the Ivy Sports Symposium, Sport Marketing Association's Conference and more. O'Neil's leadership practices have been chronicled and applauded in The Outward Mindset by the Arbing Institute, publishers of The New York Times Best Seller Leadership and Self Deception, as well as in The Orange Revolution by Adrian Gostick and Chester Elton. He has made numerous appearances on CNN, CNBC, FOX Business Network, and has twice co-hosted Bloomberg television's Bloomberg <GO>. He also interacts daily with his more than 16,000 and 25,000 followers on Twitter and LinkedIn, respectively.

O'Neil earned his Bachelor's Degree in Marketing from Villanova University and his Master's in Business Administration from Harvard Business School. He currently resides in Pennsylvania with his wife, Lisa, and daughters Alexa, Kira, and Eliza, who oversee the family's charitable organization, Give and Be Happy.

O'Neil earned his Bachelor's Degree in Marketing from Villanova University and his Master's in Business Administration from Harvard Business School. He currently resides in Pennsylvania with his wife, Lisa, and daughters Alexa, Kira, and Eliza, who oversee the family's charitable organization, Give and Be Happy.



CHRIS HECK

President of Business Operations, Philadelphia 76ers

As President of Business Operations with the Philadelphia 76ers, Heck oversees content, marketing and branding, ticket sales and service, sponsorship sales and activation, innovation strategy and business development. Tasked with the goal of rejuvenating the sales and branding operations for one of sports most storied franchises, Heck endeavored to fuse the legendary 76ers heritage with the spirit of the new Philadelphia fan. Under his supervision, Heck led the 76ers to a No. 1 ranking in new season ticket memberships and doubled the new season ticket member fan base, while maintaining a top-five ranking in the National Basketball Association's season ticket member customer service surveys. With Heck's guidance, the 76ers sold the five largest partnerships in franchise history, increased corporate partnerships by 30 percent annually and established Patriot Partner and Training Complex founding

partnerships.

Heck played a critical role in groundbreaking initiatives that solidified the 76ers' place as an innovative force in the industry today. Through Heck's leadership, the 76ers secured the first jersey patch sponsorship in "big four" sports history and developed an industry-changing ticketing platform with partner StubHub. He played a critical role in the development of the Philadelphia 76ers Training Complex, home to the Sixers Innovation Lab Crafted by Kimball, where he holds a seat on the Lab's Board of Governors.

Prior to the Philadelphia 76ers, Heck served as the President of Business Operations for the New York Red Bulls (MLS), and with the NBA as Senior Vice President in the league's renowned team marketing and business operations arm where he advised NBA teams on ticket sales and service, sponsorship development and marketing, managed the NBA's Canadian business and oversaw all business and marketing for USA Basketball's Senior Men's and Women's National Teams. Heck has held senior positions with Villanova Sports Properties, the Miami Heat and Philadelphia Eagles.

Named to Sports Business Journal's Forty Under 40 list in 2008, Heck holds a bachelor's degree from Villanova University and has served as an Adjunct Professor at Columbia University. He currently serves on the Board of Advisors for MSP Sports, Cooper's Ferry Board of Directors, the Sixers Youth Foundation and Philadelphia Sports Hall of Fame. He and his wife, Mary Beth, have three children and reside in Wilmington, Delaware.



LARA PRICE

Chief Operating Officer, Philadelphia 76ers

In her position as Chief Operating Officer, Lara Price oversees the Philadelphia 76ers Business Operations, Corporate and Team Communications and Public Relations and renowned Community Engagement arms for one of the National Basketball Association's most storied franchises. With 20-plus years of NBA experience, Price acts as the team's primary intermediary with the league office and is the key liaison between the 76ers business and basketball arms of the organization.

Price played a critical role in the development of the Philadelphia 76ers Training Complex located in Camden, New Jersey. The 150,000-square-foot facility is home to the 76ers basketball and business operations, and the largest and most technically advanced training facility in professional sports. In her position, Price serves as an ambassador between the 76ers organization and the cities of Philadelphia

and Camden.

Price is responsible for principal communication between the 76ers organization and the team's managing partners and ownership group. With the recent formation of Harris Blitzer Sports & Entertainment, Price will lead and support operations and communications between the venture's sports and entertainment properties, including the New Jersey Devils (NHL) and Prudential Center, a top-five ranked performance venue in the U.S. located in Newark, New Jersey. Among her responsibilities, Price additionally oversees the operation of the Delaware 87ers, the 76ers NBA G League affiliate.

In 1998, Price became one of the first female Vice Presidents in the NBA. She is a 2015 honoree of the revered Women in Sports & Events (WISE) Woman of the Year Award, which recognizes female leaders who have made a significant impact in the business of sports. She currently serves as the Sixers Youth Foundation President and is an active board member of the Police Athletic League, which she also retains a seat on the Education and Finance Committees. She has board positions on the Board of Trustees for the Camden Health and Athletic Association, the Philadelphia Sports Advisory Board, the Wilt Chamberlain Foundations Board, and is a Member of the Leadership Council for KIPP Philadelphia Charter Schools.

Price joined the 76ers in 1996 as Director of Marketing after serving as Manager of Team Services for the NBA. She also served as Director of Team Services for the Continental Basketball Association.

A native of Boulder, Colorado, Price is a graduate of Colorado State University where she was a member of the women's basketball team. Price resides in suburban Philadelphia.

PLAYERS



#1 JUSTIN ANDERSON



POSITION G-F
HEIGHT 6-6
WEIGHT 230
YEARS PRO 2
FROM Virginia/USA
BORN 11/19/93

CAREER HIGHS

PTS	26	@ NYK 04/12/17
FG	9	(3) vs. MIL 4/11/18
FGA	19	@ GSW 11/09/16
3FG	5	vs. MIL 4/11/18
3FGA	12	vs. MIL 4/11/18
FT	8	vs. MEM 4/8/16
FTA	8	(2) vs. MEM 4/8/16
ORB	5	@ SAC 11/9/17
DR	8	(3) vs. DET 3/4/17
TRB	10	(3) at SAC 11/9/17
AST	7	@ GSW 11/9/16
STL	3	(3) @ NYK 4/12/17
BLK	3	vs. MEM 4/8/16
MIN	40:58	@ GSW 11/9/16

PLAYOFF HIGHS

PTS	14	@ OKC 4/25/16
FG	7	@ SAS 5/21/13
FGA	18	@ SAS 5/21/13
3FG	3	(2) vs. LAC 5/3/13
3FGA	8	vs. LAC 5/3/13
FT	6	@ PHO 4/18/10
FTA	9	@ PHI 4/18/10
DR	2	(2) vs. CHI 4/25/15
DR	4	(4) @ SAS 5/19/13
TR	4	(8) vs. CHI 4/30/15
AST	7	vs. PHO 4/29/10
STL	2	@ SAS 5/21/13
BLK	2	vs. SAS 5/25/13
MIN	37:36	@ PHO 4/26/10



NBA REGULAR SEASON STATISTICS

YEAR	AGE	TM	G	GS	MP	FG	FGA	FG%	3P	3PA	3P%	FT	FTA	FT%	ORB	DRB	TRB	AST	STL	BLK	TOV	PF	PTS
17-18	24	PHI	38	0	13.7	2.3	5.3	43.1	0.9	2.7	33	0.7	1	73.7	0.7	1.8	2.4	0.7	0.4	0.2	0.4	1.4	6.2
16-17	23	PHI/DAL	75	10	16.4	2.5	5.9	42.4	0.8	2.6	.299	1.4	1.7	.791	0.9	2.3	3.3	0.9	0.5	0.3	0.9	1.5	7.1
15-16	22	DAL	55	9	11.8	1.3	3.2	.406	0.4	1.5	.265	0.8	1.0	.800	0.3	2.1	2.4	0.5	0.3	0.5	0.4	0.8	3.8
CAREER:			168	19	14.2	2	4.9	42.2	0.7	2.3	30	1	1.3	78.4	0.7	2.1	2.8	0.7	0.4	0.3	0.6	1.2	5.8

NBA PLAYOFF STATISTICS

YEAR	AGE	TM	G	GS	MP	FG	FGA	FG%	3P	3PA	3P%	FT	FTA	FT%	ORB	DRB	TRB	AST	STL	BLK	TOV	PF	PTS
15-16	22	DAL	5	1	19.0	3.4	7.4	.459	0.8	2.6	.308	1.8	2.8	.643	1.8	2.2	4.0	1.4	0.8	0.6	1.0	2.4	9.4
CAREER			5	1	19.0	3.4	7.4	.459	0.8	2.6	.308	1.8	2.8	.643	1.8	2.2	4.0	1.4	0.8	0.6	1.0	2.4	9.4

TRANSACTIONS: Selected by the Dallas Mavericks with the No. 21 pick of the 2015 NBA Draft...Acquired by Philadelphia on 2/23/17 in a trade, along with Andrew Bogut, a 2017 second round selection, and a 2020 second round pick in exchange for Nerlens Noel.

Pro Career: Appeared in 130 games (19 starts) averaging 5.7 points and 2.9 rebounds in 14.4 minutes per game, while shooting .419 from the field, .289 from 3-point range and .793 from the free throw line.

2017-18: (Philadelphia) Appeared in 38 games (all off the bench), averaging 6.2 points and 2.4 rebounds in 13.7 minutes per game... Set career-highs in field goals (nine) and three-point field goals (five) as he scored a season-high 25 points, finishing one-point shy of his career-high on 4/11 vs. MIL... Posted 12 points on four occasions, including in consecutive games on 1/24 vs. CHI and 1/26 @ SAS... Tied a career-high with 10 rebounds on 11/9 @ SAC, has now recorded double-digit rebounds three times in his career... Career-high five offensive rebounds @ SAC on 11/9... Drained multiple three-pointers 11 times, second-most in his career... Missed 21 games with tibial stress syndrome/shin splints in his left leg from Nov. 18-Dec. 25 and Dec. 31-Jan. 3... Also missed eight games with a sprained right ankle from Feb. 14-Mar. 4.

2016-17: (PHI/DAL) Played in 75 games split between the Mavericks and Sixers (10 starts) while averaging 7.1 points, 3.3 rebounds, and 9 assists per game... In 24 games with the Sixers, averaged 8.5 points per game along with four rebounds and 1.4 assists shooting a career-best 46.3 from the field while playing a career most 21.6 minutes per game... Career-high 26 points and three steals in season finale @ NYK on 4/12... Season-best 9 rebounds @ CLE on 3/31 while also scoring 12 points... Over last 8 games of the season averaged 12.3 points, 3.4 rebounds and 2.1 assists in 28.6 minutes per game.

2015-16 SEASON DALLAS: (DAL) Averaged 3.8 points, 2.4 rebounds and 11.8 minutes in 55 games (9 starts)...shot 80.0% (44-55 FTS) from the FT line...as a starter, averaged 7.6 points, 6.1 rebounds, 1.4 assists and 11 blocks in 26.1 minutes while shooting 45.8% (22-48 FGs) from the field (DAL was 7-2 when he started)...appeared in each of DAL's final 16 games of the season, starting eight of the last nine...over DAL's final 11 games of the year, averaged 8.2 points, 5.7 rebounds, 1.6 assists and 1.2 blocks in 25.8 minutes...appeared in seven games (all starts) for the Mavericks' D-League affiliate Texas Legends, averaging 23.0 points, 4.6 rebounds and 3.4 assists in 38.3 minutes...one double-double (point/rebound)...one game with 15+ points...7 games with 10+ points, including 3 straight from 3/25-3/28/16...2 games with 10+ rebounds (2-0 record)...made NBA debut in season opener at PHO (10/28/15) and had two points (1-2 FGs) and one rebound in three minutes...five points (2-8 FGs, 1-5 3FGs), six rebounds, one assist, one steal and one block in 18 minutes at LAC (10/29/15)...1st career double-figure scoring game with 11 points (4-4 FGs, 1-1 3FGs, 2-2 FTs), two rebounds and one assist in 15 2nd-half minutes at NO (11/10/15)...seven points (3-3 FGs, 1-1 3FGs), two rebounds, one steal and one block in 10 minutes vs. LAC (11/11/15)...he made eight consecutive field goals over a three-game span (at NO 11/10/15-vs. LAL 11/13/15)...made 1st career start at HOU (11/14/15) and had three points (1-4 FGs, 1-4 3FGs) and one rebound in twelve minutes...5 points (2-4 FGs, 1-2 3FGs), 4 rebounds, 2 assists and 1 steal in 17 minutes at NO (1/6/16)...5 points (2-9 FGs, 1-7 3FGs), 4 rebounds, 3 assists, season-high 3 steals and 1 block in 27 minutes at OKC (1/13/16)...6 points (3-3 FGs) and 2 rebounds in 11 minutes at GS (1/27/16)...5 points (2-7 FGs, 1-2 3FGs), 7 rebounds, 1 steal and 2 blocks in 22 minutes vs. MIA (2/3/16)...13 points (4-7 FGs, 2-3 3FGs, 3-3 FTs), all in 4th quarter, to go with 3 rebounds in 18 minutes vs. SA (2/5/16)...6 points (2-5 FGs, 1-3 3FGs, 1-2 FTs) and 4 rebounds in 13 minutes at MEM (2/6/16)...10 points (2-4 FGs, 2-3 3FGs, 4-4 FTs) and 2 rebounds in 9 4th-quarter minutes vs. MIN (2/28/16)...7 points (2-2 FGs, 1-1 3FGs, 2-2 FTs) and 1 rebound in 6 4th-quarter minutes vs. LAC (3/7/16)...10 points (3-7 FGs, 2-3 3FGs, 2-2 FTs), 3 rebounds, 3 assists and 2 blocks in 25 minutes at GS (3/25/16)...11 points (5-13 FGs, 1-1

FTs), 3 rebounds and 2 assists in 21 minutes at SAC (3/27/16)...in 2nd start, 11 points (5-8 FGs, 1-3 3FGs), 4 rebounds, 2 assists, 1 steal and 2 blocks in 24 minutes at DEN (3/28/16)...he scored 10+ points in 3 straight games from 3/25-3/28/16, giving him his 1st career double-figure scoring streak...7 points (3-4 FGs, 1-1 3FGs), 9 rebounds, 2 steals and 1 block in 29 minutes vs. NY (3/30/16)...9 points (4-4 FGs, 1-1 FTs), season-high (team-high) 10 rebounds, 1 assist, 1 steal and 1 block in 24 minutes at MIN (4/3/16)...5 points (2-5 FGs, 1-2 FTs), 3 rebounds, 2 assists and 1 block (a key chase-down block on Trevor Ariza with 1:35 remaining) in 20 minutes in DAL's 88-86 win vs. HOU (4/6/16)...1st career double-double with season-high 19 points (4-7 FGs, 3-5 3FGs, 8-8 FTs), including 10 in 4th quarter, to go with season-high-tying (game-high) 10 rebounds, 1 steal and season-high 3 blocks in season-high 38 minutes vs. MEM (4/8/16)...4 points (2-4 FGs), 3 rebounds and 1 block in 14 minutes in playoff-clinching win at UTA (4/11/16)...recorded 18 DNPDCDs...spent 9 games on the inactive list (7 Inactive-CDs and 2 for assignment to the D-League).

COLLEGE: (Virginia) Selected NABC All-America Third Team and All-ACC Second Team as a Virginia junior...helped lead the Cavaliers to 83 wins, 2 NCAA tournaments, 2 ACC regular-season titles and its second ACC Tournament championship in school history during his 3 seasons. 2014-15: As a junior, averaged career-highs in points (12.2), rebounds (4.0) and minutes (27.8) in 26 games (23 starts)...shot a career-best 46.6% from the field, 45.2% from 3-point range and 78.0% from the FT line...led the ACC in 3FG%...18 games with 10+ points, including a season-high 21 points in a road win at VCU... Helped lead Virginia to a school-record tying 30 wins, an ACC regular season championship and a NCAA third round appearance...named NABC Third Team All-America and All-ACC Second Team...a finalist for the Julius Erving Award, given to the nation's best small forward...selected to the USBWA and NABC All-District teams and the midseason candidate lists for a number of national player of the year awards including: the Naismith Trophy; USBWA Oscar Robertson Trophy; John Wooden Award; and Lute Olson Award...recognized as the USBWA's Oscar Robertson National Player of the Week and ACC Co-Player of the Week on 12/9/14...missed the last 8 games of the ACC regular season with a broken pinky in his shooting hand and an appendectomy. 2013-14: Averaged 7.8 points, 3.2 rebounds and 21.5 minutes in 37 games (5 starts)...shot 40.7% from the field, 29.4% from 3-point range and 71.6% from the line...15 games with 10+ points, including 6 consecutive games from 12/7/13-1/8/14...named as the ACC Sixth Man of the Year by the media. 2012-13: Averaged 7.6 points, 3.3 rebounds, 2.3 assists, 1.2 blocks and 24.0 minutes in 35 games (17 starts)...shot 42.0% from the field...led Virginia in scoring during the NIT, averaging 19.0 points in 3 games...established career highs in points (24 and 3-pointers (5)) and tied a career-best with 5 blocks vs. Iowa in NIT quarterfinals...named ACC Rookie of the Week on 2/11/13 after averaging 15.5 points, 5.0 rebounds, 2.5 assists and 1.5 steals in wins over Clemson and Maryland.

OFF THE COURT: Full name is Justin Lamar Anderson...son of Kim and Edward Anderson II...has an older sister, Resha, and an older brother, Edward III...brother played basketball at the University of Mary Washington...cousin, Jermon Bushrod, plays offensive tackle for the Miami Dolphins...a product of Montrose Christian School, which also produced NBA players Kevin Durant, Terrence Ross and Greivis Vasquez...joined the Mavs Foundation to dedicate their newest Reading & Learning Center at the Boys & Girls Clubs of Greater Fort Worth...teamed up with United Way of Metropolitan Dallas and Central Market/H-E-B to read Dr. Seuss books to students at Uplift Education's Peak Preparatory School in Dallas as part of the "Change a Child's Story" campaign, a campaign to bring more awareness about the role books play in a child's education...nickname is "Simba", the character from "The Lion King", who he's always had a connection with because he's relentless and does everything for his family and friends...loves to cook and play video games...on Twitter @JusAnderson1.

#0 JERRYD BAYLESS



POSITION 6'
HEIGHT 6-3
WEIGHT 210
YEARS PRO 9
FROM Arizona/USA
BORN 8/20/88

CAREER HIGHS

PTS	31	(2) @ DET 12/11/10
FG	12	vs. ATL 2/26/14
FGA	24	@ SAS 12/23/09
3FG	6	(2) @ BKN 11/2/15
3FGA	12	vs. PHI 4/4/14
FT	11	(2) @ CHA 2/22/11
FTA	12	(4) @ CHA 2/22/11
ORB	2	(14) vs. PHX 12/4/17
DR	8	@ NOP 3/17/15
TR	8	(4) vs. WAS 2/11/16
AST	11	(2) @ DEN 12/14/12
STL	4	(5) vs. TOR 12/21/17
BLK	3	@ CHA 11/17/12
MIN	46:40	@ BKN 11/2/15

PLAYOFF HIGHS

PTS	19	@ LAC 4/20/13
FG	7	@ SAS 5/21/13
FGA	18	@ SAS 5/21/13
3FG	3	(2) vs. LAC 5/3/13
3FGA	8	vs. LAC 5/3/13
FT	6	@ PHO 4/18/10
FTA	9	@ PHI 4/18/10
DR	2	(2) vs. CHI 4/25/15
DR	4	(4) @ SAS 5/19/13
TR	4	(8) vs. CHI 4/30/15
AST	7	vs. PHO 4/29/10
STL	2	@ SAS 5/21/13
BLK	2	vs. SAS 5/25/13
MIN	37:36	@ PHO 4/26/10



NBA REGULAR SEASON STATISTICS

YEAR	AGE	TM	G	GS	MP	FG	FGA	FG%	3P	3PA	3P%	FT	FTA	FT%	ORB	DRB	TRB	AST	STL	BLK	TOV	PF	PTS
17-18	29	PHI	39	11	23.7	2.8	6.7	41.6	1.4	3.7	37	0.9	11	79.5	0.4	1.7	2.1	1.4	0.6	0.2	1.2	2.3	7.9
16-17	28	PHI	3	1	23.7	3.7	10.7	34.4	0.7	1.7	40.0	3.0	3.3	90.0	1.0	3.0	4.0	4.3	0.0	0.0	3.0	1.3	11.0
15-16	27	MIL	52	18	28.9	3.6	8.4	42.3	1.9	4.4	43.7	1.3	1.7	77.8	0.4	2.3	2.7	3.1	0.9	0.2	1.4	2.1	10.4
14-15	26	MIL	77	4	22.3	2.9	6.7	42.6	0.5	1.6	30.8	1.6	1.8	88.3	0.3	2.5	2.7	3.0	0.8	0.2	1.7	2.1	7.8
13-14	25	BOS/MEM/2	19	23.4	2.4	8.6	40.2	1.1	2.9	35.8	1.3	1.6	79.7	0.3	1.7	2.0	2.7	0.8	0.1	1.1	2.2	9.3	
12-13	24	MEM	80	4	22.1	3.3	7.8	41.9	0.9	2.5	35.3	1.3	1.5	83.6	0.3	1.9	2.2	3.3	0.7	0.2	1.5	2.1	8.7
11-12	23	TOR	31	11	22.7	3.8	8.9	42.4	1.4	3.4	42.3	2.4	2.8	85.2	0.3	1.9	2.1	3.8	0.8	0.1	1.7	2.3	11.4
10-11	22	TOR/NOH/1	14	21	21.1	3.1	7.3	42.2	0.7	2.1	33.6	2.3	2.9	80.6	0.4	2.0	2.3	3.7	0.5	0.1	1.8	2.1	9.2
09-10	21	POR	74	11	17.6	2.7	6.5	41.4	0.4	1.2	31.5	2.7	3.3	83.1	0.2	1.4	1.6	2.3	0.4	0.1	1.3	2.1	8.5
08-09	20	POR	53	0	12.4	1.3	3.6	36.5	0.1	0.5	25.9	1.6	1.9	80.6	0.2	0.9	1.1	1.5	0.3	0.0	1.1	1.5	4.3
CAREER:			552	93	21.4	3	7.2	41.4	0.9	2.3	36.6	1.7	2.1	82.4	0.3	1.8	2.1	2.8	0.6	0.1	1.4	2.1	8.5

NBA PLAYOFF STATISTICS

YEAR	AGE	TM	G	GS	MP	FG	FGA	FG%	3P	3PA	3P%	FT	FTA	FT%	ORB	DRB	TRB	AST	STL	BLK	TOV	PF	PTS
14-15	26	MIL	6	0	20.0	2.0	5.8	34.3	0.3	1.2	28.6	2.2	2.8	76.5	0.7	1.8	2.5	3.0	0.3	0.3	0.7	2.0	6.5
12-13	24	MEM	15	0	21.3	3.3	9.1	35.8	1.2	3.9	30.5	1.5	1.7	88.5	0.1	1.9	2.0	2.1	0.5	0.3	1.1	2.3	9.3
09-10	21	POR	6	2	27.7	4.7	10.8	43.1	1.0	2.5	40.0	3.2	4.0	79.2	0.7	2.0	2.7	3.8	0.3	0.0	1.3	3.5	13.5
08-09	20	POR	2	0	5.5	1.0	3.0	33.3	0.0	0.5	0.0	1.0	1.5	66.7	0.0	0.5	0.5	0.0	0.0	0.5	0.5	0.0	3.0
CAREER			29	2	21.3	3.1	8.4	37.4	0.9	2.8	31.7	2.0	2.4	81.4	0.3	1.8	2.1	2.5	0.4	0.3	1.0	2.3	9.1

TRANSACTIONS: Selected by the Pacers with the 11th overall pick of the 2008 NBA Draft ... traded by Indiana with Ike Diogu to Portland for Jarrett Jack, Josh McRoberts and Brandon Rush on 7/9/08 ... traded by the Trail Blazers to the Hornets for a 2011 1st round draft pick on 10/23/10 ... traded by New Orleans with Peja Stojakovic to Toronto for David Andersen, Marcus Banks and Jarrett Jack on 11/20/10 ... signed with the Grizzlies as a free agent on 7/13/12 ... as part of a three-team trade, traded by Memphis to Boston on 1/7/14 ... signed with Milwaukee as a free agent on 7/31/14 ... signed with the Sixers on 7/13/16.

PRO CAREER: In 513 games with 82 starts, averaged 8.5 points, 2.9 assists and 2.1 rebounds in 21.3 minutes per game while shooting 41.4% from the floor, 36.6% from 3-point range and 82.5% from the line.

2017-18: (Philadelphia) Appeared in 39 games (11 starts), averaging 7.9 points, 2.1 rebounds and 1.4 assists in 23.7 minutes per game... Season-high 18 points vs. BOS on 10/20... Scored in double-figures 15 times... In 11 starts, averaged 10.4 points, 2.5 rebounds and 1.5 assists... Tied for fourth on the team with nine games in double-figures coming off the bench... Season-high five rebounds @ HOU on Oct. 30 and vs. PHX on Dec. 4... Made at least three three-pointers six times, including three games with a season-high four threes... Season-high five assists on Oct. 30 @ HOU, also recorded 10 points in the game.

2016-17: (PHI) Played in three games (one start), averaging 11 points, 4.3 assists, and 4 rebounds in 23.7 minutes per game ... Season high 18 points on 11/23 vs MEM... Missed the last 67 games after undergoing wrist surgery on 12/15/16.

2015-16: (MIL) Played in 52 games (18 starts), averaging 10.4 points, 3.1 assists and 2.7 rebounds in 28.9 minutes per game ... shot a career-high 43.7 percent from three, which ranked fourth in the NBA during the regular season ... made a career-high 101 3-pointers (previous high was 76 in 72 games during the 2013-14 season while playing for the Raptors) ... had a career-high-tying six 3-pointers on 11/2 vs. BKN and finished with a season-high 26 points ... logged his lone double-double of the season with a season-high 10 assists and 19 points on 11/7 vs. BKN ... had 19 points and seven assists on a season-high-tying eight field goals on 12/28 at DAL ... tied his career high of eight rebounds on 2/11 vs. WAS ... recorded three 20+ point games and 28 10+ point games.

2014-15: (MIL) Shot 88.3% from the free-throw line (121-for-137), which ranks 13th in Bucks history for highest single-season FT% with at least 120 FTM ... tied career-high eight rebounds - all of which were defensive, which was a new career high - on 3/17 at NOP ... played season-high 39 minutes on 2/20 vs. DEN ... grabbed career-high eight rebounds on 2/23 at CHI ... on 2/2 at TOR tied season-high nine assists ... hit 58 consecutive attempts from the free-throw line from 11/19 to 1/25, which is the longest streak of free throw makes by a Buck since Michael Redd hit 59 in a row from 1/19 to 2/10/04 ... set season high for assists with nine vs. UTA on 1/22 ... hit season-high seven FGM on 12/20 at LAC ... made first start of the season at TOR on 11/21 ... scored season-high 20 points on 11/1 at WAS ... swiped season-high three steals three times.

2013-14: (BOS/MEM) Averaged 9.3 points, 2.0 rebounds and 2.7 assists in 23.4 minutes per game split between MEM and BOS ... with BOS averaged 10.1 points, 2.1 rebounds and 3.1 assists per game ... shot 41.8 percent from the floor and 39.5 percent from 3-point range with BOS ... recorded 19 points off the bench against SAC that included a season-high-tying four 3-pointers on 2/7 ... dished season-high nine assists against SAS on 2/12 ... netted a season-high 29 points against ATL on 2/26 that included a career-high 12 field goals ... in 41 games with BOS, recorded 10 or more points 22 times and 20+ points four times ... in 14 starts for BOS, averaged 13.9 points, 2.9 rebounds, 2.9 assists and 1.0 steal in 30.7 minutes ... shot 47.1 percent from 3-point range when he started for BOS ... recorded his 1,000th assist against PHI on 2/5 and his 3,000th career point against IND on 3/1.

2012-13: (MEM) Averaged 8.7 points, 2.2 rebounds and 3.3 assists on 41.9 percent shooting in 22.1 minutes in a career-high 80 games (4 starts) ... registered 14.6 points on 43.4 percent shooting over the final 16 games of the season ... ranked second on the team in 3FGM (71) and 3FGA (201) ... as a starter, posted 16.0 points, 4.0 rebounds and 5.8 assists in 37.8 minutes ... scored 10+ points in nine consecutive games from 1/23-2/8 and again from 3/15-29, the second-longest scoring streaks of his career ... recorded the two highest scoring totals by a MEM reserve that season with 29 on 2/5 vs. PHX and season-high 30 on 3/23 vs. BOS, one of two 30-point games by a Grizzlies player that year (Zach Randolph, 38 on 12/4 vs. PHX) ... tied career high with 11 assists in only 17 minutes on 12/14 at DEN, becoming the first NBA player to record that many assists in that few minutes since Randy Woods (LAC) on 2/14/95 at HOU ... made a step-back jumper and sank two free throws in the final 24 seconds to help MEM defeat CLE on 11/26 in his first start of the season ... scored seven points in the final 11 seconds of regulation in MEM home win on 3/20 vs. OKC, including a 3-pointer with 3.7 seconds remaining to send the game into OT ... scored in double figures 25 times in his final 40 games after doing so just three times in his first 40 ... inactive two games from 4/7-9 due to a sore right knee.

2011-12: (TOR) Set career-highs in scoring (11.4 points) and assists (3.8) in 31 games (11 starts) ... increased averages to 17.8 points and 5.3 assists while shooting 45.0% from the field and 42.9% from 3-point range in his 11 starts ... made career-high 6 3-pointers in a 30-point performance on 2/6 at WAS.

2010-11: (TOR/NOH) Averaged 9.2 points, 2.3 rebounds and 3.7 assists in 31 games (11 starts), splitting the season between NOH and TOR ... as a starter, increased averages to 18.1 points and 6.7 assists in 35.6 minutes ... set career-highs with 11 assists and 8 rebounds on 1/24 vs. MEM ... recorded a double-double with 11 points and 10 assists on 2/22 at CHA, tying career-highs by shooting 11-of-12 from the free throw line, making him the first NBA player to record a point/assists double-double without a made field goal since Magic Johnson (4/2/96 at CHA) ... tied a career-high with 31 points on 12/10 at DET.

2009-10: (POR) Averaged 8.5 points, 1.6 rebounds and 2.3 assists in 74 games (11 starts) ... made more free throws (201) than field goals (200)

CONTINUED ON PAGE 56

#18 MARCO BELINELLI

★ ★ ★ ★ ★ ★

POSITION G-F
HEIGHT 6-5
WEIGHT 210
YEARS PRO 10
FROM BORN Fortitudo Bologna/Italy
3/25/86

CAREER HIGHS

PTS	32	vs. NY 1/2/14
FG	12	vs. NY 1/2/14
FGA	22	vs. LAC 12/11/12
3FG	7	(2) @ NO 11/19/16
3FGA	13	@ DAL 1/5/16
FT	11	@ NY 12/21/12
FTA	12	@ NY 12/21/12
ORB	3	(3) @ DAL 12/20/14
DRB	11	@ BOS 2/12/14
TRB	11	@ BOS 2/12/14
AST	8	(3) vs. PHI 3/24/14
STL	4	(3) @ NO 11/13/17
BLK	2	(2) vs. MEM 11/21/16
MIN	51:13	vs. DEN 3/18/13

PLAYOFF HIGHS

PTS	24	@ BRK 5/4/13
FG	8	(3) 5/4/13
FGA	21	vs. BRK 5/2/13
3FG	7	vs. LAC 4/30/15
3FGA	11	vs. LAC 4/30/15
FT	6	@ BRK 4/20/13
FTA	7	@ BRK 4/20/13
OR	1	(6) vs. LAC 4/26/15
DR	7	(2) @ POR 5/12/14
TRB	7	(3) vs. OKC 5/21/14
AST	7	vs. BRK 5/2/13
STL	2	vs. LAL 4/28/11
BLK		
MIN	46:23	vs. BRK 5/2/13



NBA REGULAR SEASON STATISTICS

YEAR	AGE	TM	G	GS	MP	FG	FGA	FG%	3P	3PA	3P%	FT	FTA	FT%	ORB	DRB	TRB	AST	STL	BLK	TOV	PF	PTS
17-18	32	PHI/ATL	80	2	24.3	4.2	9.6	44.1	1.9	4.9	37.7	1.9	2	90.8	0.3	1.6	1.9	1.9	0.8	0.2	1.2	1.1	12.1
16-17	31	CHA	74	0	24	3.6	8.3	42.9	1.4	3.8	36	2	2.3	89.3	0.2	2.2	2.4	2	0.6	0.1	0.9	1.2	10.5
15-16	30	SAC	68	7	24.6	3.6	9.3	38.6	1.3	4.4	30.6	1.7	2	83.3	0.1	1.6	1.7	1.9	0.5	0	1.2	1.3	10.2
14-15	29	SAS	62	9	22.4	3.2	7.6	42.3	1.4	3.7	37.4	1.4	1.6	84.8	0.4	2.1	2.5	1.5	0.5	0	1	1.4	9.2
13-14	28	SAS	80	25	25.2	4.2	8.7	48.5	1.6	3.7	43	1.4	1.6	84.7	0.2	2.6	2.8	2.2	0.6	0.1	1.2	1.6	11.4
12-13	27	CHI	73	27	25.8	3.3	8.4	39.5	1.1	3	35.7	1.9	2.3	83.9	0.2	1.7	1.9	2	0.6	0.1	1.1	1.9	9.6
11-12	26	NOH	66	55	29.8	4.3	10.4	41.7	1.6	4.3	37.7	1.5	2	78.3	0.3	2.3	2.6	1.5	0.7	0.1	1	1.7	11.8
10-11	25	NOH	80	69	24.5	3.8	8.6	43.7	1.7	4.1	41.4	1.2	1.6	78.4	0.2	1.7	1.9	1.2	0.5	0.1	1	1.8	10.5
09-10	24	TOR	66	1	17	2.3	5.7	40.6	0.9	2.4	38	1.5	1.8	83.5	0.2	1.2	1.4	1.3	0.6	0.1	0.9	1.2	7.1
08-09	23	GSW	42	23	21	3.3	7.5	44.2	1.2	3.1	39.7	1	1.2	76.9	0.2	1.5	1.7	2.1	0.9	0	1.4	1.7	8.9
07-08	22	GSW	33	0	7.3	1.1	2.8	38.7	0.5	1.2	39	0.2	0.3	77.8	0.1	0.3	0.4	0.5	0.2	0	0.4	0.5	2.9
CAREER			724	218	23.3	3.5	8.2	42.7	1.4	3.7	37.7	1.5	1.8	84.1	0.2	1.8	2.9	1.7	0.6	0.1	1	1.5	9.9

NBA PLAYOFF STATISTICS

YEAR	AGE	TM	G	GS	MP	FG	FGA	FG%	3P	3PA	3P%	FT	FTA	FT%	ORB	DRB	TRB	AST	STL	BLK	TOV	PF	PTS
14-15	29	SAS	7	0	16.6	2.9	5.6	51.3	2	4.3	46.7	1.6	1.9	84.6	0.3	1.6	1.9	1.4	0.3	0	0.7	1.4	9.3
13-14	28	SAS	23	0	15.5	1.9	4.3	44.4	0.7	1.7	42.1	0.9	1	95.5	0.2	2.1	2.3	0.8	0.1	0	0.5	1	5.4
12-13	27	CHI	12	7	27.1	3.7	8.9	41.1	1.3	3.9	34	2.4	2.8	87.9	0	2.9	2.9	2.6	0.4	0	1.3	2.2	11.1
10-11	25	NOH	6	6	28.8	3.8	10.5	36.5	1.3	4.3	30.8	0.7	0.7	100	0	0.8	0.8	0.7	0.8	0	0.7	2	9.7
CAREER			29	2	21.3	3.1	8.4	37.4	0.9	2.8	31.7	2.0	2.4	81.4	0.3	1.8	2.1	2.5	0.4	0.3	1.0	2.3	9.1

TRANSACTIONS: Signed with Philadelphia on 2/12/18. Acquired from Charlotte on June 20, 2017, along with Miles Plumlee and a 2017 second round draft pick in exchange for Dwight Howard and a 2017 second round draft pick • Selected by Golden State in the first round (18th overall) of the 2007 NBA Draft • Traded to Toronto on July 29, 2009 in exchange for Devean George and cash • Acquired by the New Orleans Hornets on August 11, 2010 in exchange for Julian Wright • Signed as a free agent with Chicago on July 24, 2012 • Signed as a free agent with San Antonio on July 11, 2013 • Signed as a free agent with Sacramento on July 15, 2015 • Traded to Charlotte on July 7, 2016 in exchange for Malachi Richardson.

2017-18: (PHI/ATL) Appeared in 80 games between Atlanta and Philadelphia (two starts), averaging 12.1 points, 1.9 rebounds and 1.9 assists in 24.3 minutes per contest... Averaged a career-best 13.6 points per game in the 28 games he played with Philadelphia... After making his debut on Feb. 14, his 385 points off the bench were four in the NBA and his 54 three-pointers were third... Scored 17 points (7-12 FG, 3-5 3FG) in Sixers debut on Feb. 14 vs. Miami... Scored 22 points off the bench on April 1 @ CHA, one of his four 20-point games with the Sixers... Hit five three-pointers on five different occasions, Oct. 26 @ CHI, Oct. 27 vs. DEN, Dec. 22 @ OKC, March 19 vs. CHA and April 6 vs. CLE... Hit season-high six three-pointers (one shy of career-high) and posted 23 points on April 6 vs. CLE... Season-high 27 points on Dec. 22 @ OKC (10-18 FG, 5-10 3FG), the 10 field goals were a season-high and the sixth time in his career he recorded double-digit field goals... Season-high six assists on March 30 @ ATL... Season-high seven rebounds on Dec. 6 @ ORL.

2016-17: Averaged 10.5 points, 2.4 rebounds and 2.0 assists in 24.0 minutes (.429 FG%, .360 3FG%, career-high .893 FT%) in 74 games off the bench for Charlotte • Ranked ninth in the NBA in FT% • Ranked fourth in the league in scoring among players who did not start a game • Scored in double-figures 41 times, including four 20-point efforts, and had one double-digit rebounding effort • Made over 100 3FGs for the fourth time in his career and hit better than .830 FT% for the fifth consecutive season (sixth time overall) • Led the club in scoring five times and in assists on five occasions • Tied a career-high with seven 3FGM on his way to 22 points (7-13 FGs, 7-9 3FGs, 1-2 FTs), 10 rebounds and four assists @NOP (11/19) • Tallied 14 points, five rebounds, four assists, two steals and a career-high tying two blocks v/MEM (11/21) • Missed five games (12/26-1/2) with a left ankle sprain and three contests (4/8-4/11) with a left finger strain • SEASON HIGHS: 22 pts (2x), 10 rebs @NOP (11/19), 7 assts @GSW (2/1), 3 stls (2x), 2 blks v/MEM (11/21), 8 FGM @ATL (12/17), 7 3FGM @NOP (11/19), 8 FTM v/BKN (2/17), 33 mins (3x).

PROFESSIONAL CAREER: Has seen action in 644 games (216 starting assignments) with Golden State, Toronto, New Orleans Hornets, Chicago, San Antonio, Sacramento and Charlotte Hornets • Owns career averages of 9.6 points, 2.1 rebounds and 1.7 assists in 23.1 minutes (.425 FG%, .377 3FG%, .832 FT%) • Winner of the Foot Locker Three-Point Contest during NBA All-Star Weekend in New Orleans in 2014

• A member of the 2013-14 NBA Champion San Antonio Spurs • Tied for the NBA lead in games played (66) in 2011-12, while ranking fifth in 3FG% (.430) in 2013-14 and ninth FT% (.893) in 2016-17 • In 2015-16 (with Sacramento), averaged 10.2 points, 1.9 assists and 1.7 rebounds in 24.6 minutes (.386 FG%, .306 3FG%, .833 FT%) in 68 games (seven starts) • Scored in double-figures in 31 games (four 20-point nights) • Led team in scoring in four games and assists once • Knocked down 11-17 FGs, 3-6 3FGs and 3/5 FTs on his way to a season-high 28 points v/PHI (12/30) • Missed one game (1/30) due to gastroenteritis, one (2/19) due to a tooth extraction, one (3/9) due to middle back spasms, one (3/16) due to a sore right ankle and 10 contests (3/27-4/13) due to a sore right foot • Played in 62 games (nine starts) in 2014-15 (with San Antonio), averaging 9.2 points, 2.5 rebounds and 1.5 assists in 22.4 minutes (.423 FG%, .374 3FG%, .848 FT%) • Scored in double figures 29 times, including three games with 20-plus points • Posted 11 points, a season-high seven boards and three assists @PHI (12/1) • Missed eight games (11/6-11/19) with a mild strain in his right groin, 11 contests (1/10-1/31/15) with a mild strain in his left groin and one game (4/8) with tightness in his left groin • Appeared in 80 games (25 starts) for the NBA Champion Spurs in 2013-14, averaging 11.4 points, 2.8 rebounds and 2.2 assists in 25.2 minutes (.485 FG%, .430 3FG%, .847 FT%) • Posted career-highs in FG%, 3FG%, rpg and apg • Ranked fifth in the NBA in 3FG% • Became the first player in franchise history to win the NBA Foot Locker Three-Point Contest • Scored in double-figures 49 times, including seven 20-point outings • Had a 10-game double-digit scoring streak from 2/3-2/28 • Notched a career-high 32 points (career-best 12-16 FGs, 6-9 3FGs, 2-2 FTs), five rebounds and two assists v/NYK (1/2) • Registered 16 points, a career-high 11 rebounds and a career-high tying eight assists @BOS (2/12) • Tallied 13 points, a career-high tying four steals, three assists and two rebounds v/OKC (1/22) • Equaled his career-best of eight assists on two other occasions during the season • Played in 73 games (27 starts) in 2012-13 (with Chicago), averaging 9.6 points, 1.9 boards and 2.0 assists in 25.8 minutes (.395 FG%, .357 3FG%, .839 FT%) • Scored in double figures 29 times (seven 20-point nights) • Led the club in scoring 10 times and in assists twice • Had a season-high 24 points on 9-13 FGs, while handing out three assists @IND (2/4) • Connected on a career-high 11 free throws (11-12), recording 22 points, seven rebounds, two steals and one assist @NYK (12/21) • Missed seven games with an abdominal strain (3/24-4/5) and one contest (2/7) with a right ankle injury • In 2011-12 (with New Orleans Hornets), put up a career-high 11.8 points, 2.6 rebounds and 1.5 assists in 29.8 minutes (.417 FG%, .377 3FG%, .783 FT%), appearing in all 66 games (55 starting assignments) • Tied for the league lead in games played • Paced the team in scoring 10 times and in rebounding twice • Led the club with 107 3FGM and with 44 double-figure scoring performances • Had nine games with 20-plus points and one double-digit rebounding effort • Hit a career-best (since tied) seven 3FGs (7-11) on his way to 27 points, three rebounds, three assists and one block @POR (3/29) • Played in 80 games (69 starts) in 2010-11, averaging 10.5 points, 1.9 rebounds and 1.2 assists in 24.5 minutes (.437 FG%, .414 3FG%, .784 FT%) • Scored in double figures 44 times, including four 20-point nights • Scored a season-high

CONTINUED ON PAGE 56

#33 ROBERT COVINGTON

★ ★ ★ ★ ★ ★

POSITION F
HEIGHT 6-9
WEIGHT 225
YEARS PRO 4
FROM Tennessee State/USA
BORN 12/14/90

CAREER HIGHS

PTS	31	at @LAC 11/13/17
FG	10	(3) @ POR 3/9/17
FGA	21	(4) @ CHA 4/1/18
3FG	7	(3) @ WAS 10/18/17
3FGA	17	vs. MIL 4/10/16
FT	12	vs. MIL 4/13/15
FTA	13	vs. MIL 4/13/15
OR	7	vs. TOR 12/14/16
DR	12	vs. GSW 1/30/16
TR	14	@ BOS 11/25/15
AST	5	(4) vs. CHI 12/24/18
STL	8	@ Hou 11/27/15
BLK	5	vs. NYK 3/3/17
MIN	48:36	vs. OKC 12/15/17



NBA REGULAR SEASON STATISTICS

YEAR	AGE	TM	G	GS	MP	FG	FGA	FG%	3P	3PA	3P%	FT	FTA	FT%	ORB	DRB	TRB	AST	STL	BLK	TOV	PF	PTS
17-18	27	PHI	80	80	31.6	4.3	10.5	41.3	2.5	6.9	36.9	1.5	1.7	85.3	0.7	4.7	5.4	2	1.7	0.9	1.6	3	12.6
16-17	28	PHI	3	1	23.7	3.7	10.7	34.4	0.7	1.7	40.0	3.0	3.3	90.0	1.0	3.0	4.0	4.3	0.0	0.0	3.0	1.3	11.0
15-16	27	MIL	52	18	28.9	3.6	8.4	42.3	1.9	4.4	43.7	1.3	1.7	77.8	0.4	2.3	2.7	3.1	0.9	0.2	1.4	2.1	10.4
14-15	26	MIL	77	4	22.3	2.9	6.7	42.6	0.5	1.6	30.8	1.6	1.8	88.3	0.3	2.5	2.7	3.0	0.8	0.2	1.7	2.1	7.8
13-14	25	BOS/MEM	72	19	23.4	3.4	8.6	40.2	1.1	2.9	35.8	1.3	1.6	79.7	0.3	1.7	2.0	2.7	0.8	0.1	1.1	2.2	9.3
12-13	24	MEM	80	4	22.1	3.3	7.8	41.9	0.9	2.5	35.3	1.3	1.5	83.6	0.3	1.9	2.2	3.3	0.7	0.2	1.5	2.1	8.7
11-12	23	TOR	31	11	22.7	3.8	8.9	42.4	1.4	3.4	42.3	2.4	2.8	85.2	0.3	1.9	2.1	3.8	0.8	0.1	1.7	2.3	11.4
10-11	22	TOR/NOH	71	14	21.1	3.1	7.3	42.2	0.7	2.1	33.6	2.3	2.9	80.6	0.4	2.0	2.3	3.7	0.5	0.1	1.8	2.1	9.2
09-10	21	POR	74	11	17.6	2.7	6.5	41.4	0.4	1.2	31.5	2.7	3.3	83.1	0.2	1.4	1.6	2.3	0.4	0.1	1.3	2.1	8.5
08-09	20	POR	53	0	12.4	1.3	3.6	36.5	0.1	0.5	25.9	1.6	1.9	80.6	0.2	0.9	1.1	1.5	0.3	0.0	1.1	1.5	4.3
CAREER:			291	245	29.4	4.2	10.5	39.9	2.3	6.5	35.8	2	2.4	82	1	4.6	5.5	1.6	1.6	0.7	1.8	3	12.7

TRANSACTIONS: Was not selected in the 2013 NBA Draft... Signed as a rookie free agent with Houston on 7/13/13... Waived by Houston on 10/25/14... Signed as a free agent by Philadelphia on 11/15/14.

PRO CAREER: Four NBA seasons... In 211 games with 165 starts, averaging 12.7 points, 5.6 rebounds, 1.4 assists and 1.6 steals in 28.5 minutes per game while shooting 39.3% from the floor, 35.4% from 3-point range and 81.2% from the line.

2017-18: (Philadelphia) Appeared in 80 games (all starts), averaging 12.6 points, 5.4 rebounds, a career-high 2.0 assists and 1.7 steals in 31.6 minutes per game... His 1.7 steals per game finished ninth in the NBA... Career-high 31 points @ LAC on 11/13... Tied career-high with seven made three-pointers @ WAS in season opener on 10/18... Tied his career-high with five assists on three different occasions this season, 1/24 vs. CHI, 12/4 vs. PHX and 12/28 @POR... Passed Kyle Korver for the second most three-pointers in franchise history, finishing the season with 677 in his 76ers career... Career-high in three pointers, downing 203 this season; the second-most ever by a Philadelphia player in a season... Second Sixer ever to make 200 threes in a season... Only 12 NBA players had more games with five-plus threes than Covington's 11... Finished the season with a league-leading 308 deflections... Fourth in defensive rating with 99.0.

2016-17: (PHI) Appeared in 67 games (all starts) averaging 12.9 points, 6.5 rebounds, and an assist in 31.6 minutes per game... Shot 38.9% from the field, 33.3% from three-point range and 82.5% from the three point line... Scored 20 or more points on 11 occasions, including a season-high 26 on 12/14 vs. TOR... Snagged 10 or more rebounds 12 times, all in double-doubles... Brought down a season high 13 rebounds on two separate occasions (3/20 @ ORL and 3/28 @ BRK)... Scored in double figures in 11 straight appearances from 1/16-2/8, the longest streak of his career... Finished off 22 point performance vs POR on 1/20 with game winning three pointer, his second game-winner of the year (also 1/3 vs MIN)... At least one block in 44 games, including a career-best five on 3/3 vs NYK... Totaled three or more steals in 21 games, including a season high five on 1/8 @ BRK and 3/20 @ ORL... Ranked fourth in the NBA in steals per game with 1.9.

2015-16: (PHI) Appeared in 67 games (49 starts) and averaged 12.8 points, 6.3 rebounds, 1.4 assists and 1.6 steals in 28.4 minutes per game... Shot 38.5% from the field, 35.3% from three-point range and 79.1% from the free-throw line... Made 170 three-pointers, the fifth-most ever in a season by a Sixer... Hit at least five threes in 13 games, the most such games ever in a single season by a Sixer... Scored 20 or more points on 10 occasions, including a career-high 30-point outing on 4/8 vs. New York... Grabbed 10 or more rebounds nine times, including seven double-doubles... Pulled down a career-high 14 rebounds on 11/25 at Boston... Totaled six or more steals in four different games, including a career-best eight on 11/27 at Houston.

2014-15: (PHI/HOU) Appeared in 70 games (49 starts) and averaged 13.5 points, 4.5 rebounds, 1.5 assists and 1.4 steals in 27.9 minutes per game... Shot 39.6% from the field, 37.4% from three-point range and 82% from the free-throw line... Made 167 three-pointers, the sixth-most ever in a season by a Sixer... Hit at least five threes in seven games... Scored 20 or more points on 14 occasions, including a season-high 27-point outing on 4/8 vs. Washington... Totaled five or more steals in four different games... Recorded his first career double-double (11 points, 10 rebounds) on 12/21 at Orlando... Scored in double figures in eight straight games from 1/28-2/9, his longest such streak of the season.

SUMMER: (2014) Started all eight games for Houston in the 2014 NBA Summer League in Las Vegas, averaging 7.6 points, 4.6 rebounds, 1.3 assists and 1.38 steals in 24.1 minutes per game while shooting 26.6% from the floor, 27.8% from 3-point range and 73.9% from the line.

PLAYOFFS: (2014) Was inactive for all six games of Houston's First Round series vs. Portland.

2013-14: (HOU) In seven games, averaged 2.3 points in 4.9 minutes per game while shooting 42.9% from the floor and 36.4% from 3-point range... Spent most of the season with Houston's D-League Affiliate, Rio Grande Valley... In 42 games with 41 starts for the Vipers, averaged 23.2 points, 9.2 rebounds, 1.7 assists and 2.40 steals and 1.36 blocks in 34.1 minutes per game while shooting 44.0% from the floor, 37.0% from 3-point range and 84.3% from the line... Also averaged 3.2 3FGM... Was named NBA D-League Rookie of the Year, D-League First Team and D-League All-Star Game MVP after scoring 22 of his record 33 points in the second half to lead his team to victory... SUMMER 2013: In five games with two starts for Houston in the Orlando Pro Summer League, averaged 12.4 points, 5.0 rebounds, 1.2 assists and 2.40 steals in 23.4 minutes per game while shooting 41.2% from the floor, 32.1% from 3-point range and 84.6% from the line.

COLLEGE: (Tennessee State) Finished his career ranked seventh in school history in both scoring (1,750) and rebounding (876)... Named Second Team All-Ohio Valley Conference as a sophomore and a senior while earning First Team honors as a junior... For his career, shot 47.6% from the floor, 42.2% from 3-point range and 80.2% from the line.

OFF THE COURT: Son of Dennis Covington and Teresa Bryant... Majored in Human Performance and Sports Science... Led Proviso West High (near Chicago) to the West Suburban championship as a senior, earning conference Player of the Year honors in the process.

#21 JOEL EMBIID



POSITION C
 HEIGHT 7-0
 WEIGHT 260
 YEARS PRO 1
 FROM Kansas/Cameroon
 BORN 3/16/94

CAREER HIGHS

PTS	46	@ LAL 11/15/17
FGM	14	@ LAL 11/15/17
FGA	22	vs. CLE 11/27/17
3FG	6	@ POR 12/28/17
3FGA	12	at POR 12/28/17
FTM	16	at LAL 11/15/17
FTA	19	at LAL 11/15/17
ORB	7	vs. WAS 11/29/17
DRB	15	vs. CHA 3/19/18
TRB	20	vs. CHA 3/19/18
AST	8	at MIN 12/12/17
STL	3	(3) vs. ATL 11/1/17
BLK	7	at LAL 11/15/17
MIN	48:39	vs. OKC 12/15/17



NBA REGULAR SEASON STATISTICS

YEAR	AGE	TM	G	GS	MP	FG	FGA	FG%	3P	3PA	3P%	FT	FTA	FT%	ORB	DRB	TRB	AST	STL	BLK	TOV	PF	PTS
17-18	24	PHI	63	63	30.4	8.1	16.8	48.3	1	3.4	30.8	5.7	7.4	76.9	2.3	8.7	11	3.2	0.6	1.8	3.7	3.3	22.9
16-17	22	PHI	31	31	25.4	6.5	13.8	46.6	1.2	3.2	36.7	6.2	7.9	78.3	2.0	5.9	7.8	2.1	0.9	2.5	3.8	3.6	20.2
CAREER:			94	94	28.7	7.6	15.8	47.8	1.1	3.3	32.7	5.9	7.6	77.4	2.2	7.8	9.9	2.8	0.7	2	3.7	3.4	22

TRANSACTIONS: Selected with the third overall pick by Philadelphia in the 2014 NBA Draft.

2017-18: (Philadelphia) Appeared in 63 games (all starts), averaging 22.9 points, 11.0 rebounds, 3.2 assists, and 1.8 blocks in 30.3 minutes per game... Only player in the NBA to average 22.0, 11.0 and 3.0 and first Sixer to do so since Charles Barkley in 1986-87... Became the first player in NBA history (since blocks were first recorded) to total at least 46 points, 15 rebounds, seven assists and seven blocks in a single game on 11/15 @ LAL... Embiid's seven blocks the second-most by any player in a single game this season, one of five players to hit the mark... Recorded 25 points and 20 rebounds on March 19 vs. CHA, first Sixer to have 20 points and 20 rebounds in the same game since 2010... Career-high eight assists on Dec. 12 @ MIN, one of his 13 games with 10 points, five rebounds and five assists, sixth-most among NBA center... Just 10 NBA players had more double-doubles than him and his 38 were the most by a Sixers player since Chris Webber recorded 38 in 2005-06... Selected as a starter in the All-Star Game, scoring 19 points and recording eight rebounds with two blocks in his first appearance in the game... His 1.8 blocks per game were fifth in the NBA this season, and his 99.7 defensive rating was also fifth among NBA players... Named Player of the Week twice, from Jan. 15-21 and Feb. 5-11.

2016-17: (PHI) Played in 31 games (all starts) averaging 20.2 points, 7.8 rebounds, 2.1 assists, and 2.4 blocks per game... Scored 20 points and brought down seven rebounds in first career game vs. OKC on 10/26... Recorded double-digit points in 30 games played, including a career high 33 on 12/18 vs BKN... Career-high 14 rebounds on 1/11 vs. NYK, one of his 9 double-doubles on the season... Notched at least one block in 30 of 31 games, including a season high 5 on 1/16 @ MIL and 12/5 vs. DEN... Named Player of the Week on 1/23/17... Awarded Rookie of the Month honors in Nov., Dec., and Jan.... Was the only player in the league to average 20 points, 7.5 rebounds and 2.5 blocks per game... Scored 20 or more points in 10 consecutive games (Dec. 23-Jan. 18), becoming the first NBA rookie with such a streak since the Clippers' Blake Griffin did so in 14 straight games during the 2010-11 season... One of 10 NBA players with multiple games with 20 points, 10 rebounds, two steals and two blocks... One of 17 NBA players with at least 75 blocks and 25 steals... Made NBA All-Rookie First Team.

COLLEGE: (Kansas) Was an early entry candidate for the 2014 NBA Draft following his freshman season at Kansas... Averaged 11.2 points, 8.1 rebounds, 1.4 assists, 2.6 blocks and 0.9 steals while shooting 62.6% from the floor and 68.5% from the line... Set school freshman records for blocks (72), field goal percentage (.626) and rebounding (8.1 rpg)... Named Big 12 Defensive Player of the Year... Missed the final six games, including the Big 12 Championship and NCAA Tournament, with a lower back strain... Recorded at least one block in 26 of his 28 games played, including a season-high 8 blocks against Oklahoma State... Had eight double-doubles, including seven over his final 17 games played.

OFF THE COURT: Native of Cameroon... Son of Thomas and Christine Embiid... Has a younger sister, Muriel... Grew up playing mostly volleyball and soccer... According to reports, Luc Richard Mbah a Moute spotted him at a camp in Cameroon in 2011 and influenced his decision to come play high school basketball in the United States... Played his senior year at The Rock School in Gainesville, Fla., averaging 13.0 points, 9.7 rebounds and 1.9 blocks... Played in both the Jordan Brand Classic and Nike Hoops Summit.

#20 MARKELLE FULTZ



POSITION 6
HEIGHT 6-4
WEIGHT 200
YEARS PRO Rookie
FROM Washington/USA
BORN 5/29/98

CAREER HIGHS

PTS	13	vs. MIL 4/11/18
FG	6	vs. MIL 4/11/18
FGA	13	vs. MIL 4/11/18
3FG		
3FGA	1	@ DET 4/4/18
FTM	4	at TOR 10/21/17
FTA	4	at TOR 10/21/17
OR	4	vs. DEN 3/26/18
DR	8	vs. MIL 4/11/18
TR	10	vs. MIL 4/11/18
AST	10	vs. MIL 4/11/18
STL	2	(2) vs. MIL 4/11/18
BLK	1	(2) vs. MIL 4/11/18
MIN	25:15	vs. MIL 4/11/18



NBA REGULAR SEASON STATISTICS

YEAR	AGE	TM	G	GS	MP	FG	FGA	FG%	3P	3PA	3P%	FT	FTA	FT%	ORB	DRB	TRB	AST	STL	BLK	TOV	PF	PTS
17-18	19	PHI	14	0	18.1	3.2	7.9	40.5	0	0.1	0	0.7	1.5	47.6	0.8	2.3	3.1	3.8	0.9	0.3	1.2	1.6	7.1

TRANSACTIONS: Selected by Philadelphia with the first overall pick of the 2017 NBA Draft.

2017-18: (Philadelphia) Appeared in 14 games, averaging 7.1 points, 3.1 rebounds and 3.8 assists in 18.1 minutes per game... After returning from 68-game absence due to injury, averaged 7.6 points and 4.6 assists in 17.7 minutes per game over the final 10 games of the season... Scored in double figures six times... On April 11 vs. MIL, became the youngest player in NBA history to record a triple-double with 13 points, 10 rebounds and 10 assists... On March 26 vs. DEN, became the first player to record 10-plus points and eight-plus assists in 15 minutes or less since 1990.

COLLEGE: (Washington) Saw action in 25 games and averaged 23.2 points, 5.7 rebounds 5.9 assists and 1.2 blocks while shooting 47.6 percent from the field, 41.3 percent from 3-point range and 64.9 percent from the FT line ...reached double-figure scoring in all but one game and knocked in at least one three-pointer in all but three games ...set the UW freshman single-season points record with his 579 points ... also is second on UW's freshman assists list (148), tied for fifth in blocks (30) and fifth in steals (40) ... his five 30-point scoring efforts rank tied for fifth all-time at UW and are the most in a single season ... his 18 20+point games during the 2016-17 campaign rank tied for third all-time at UW ... finished the season sixth in the NCAA in scoring at 23.2 and was the nation's top freshman scorer and the Pac-12's overall leading scorer, giving UW the scoring crown for the second-straight year ...notched his fifth 30+point game of the season and his third-straight against Utah to become the first player under Lorenzo Romar at UW to do so ... his five 30-point efforts rank tied for fifth on UW's all-time career list ... recorded his second-straight 30+point outing as he scored a career-high 37 against Colorado while adding eight assists ... had scored 34 in the previous outing at Stanford ... posted his 10th 20+point effort of the season against No. 15 Oregon with 22 on 8-of-16 shooting from the field ...nearly had a triple-double with 26 points, 11 assists and nine rebounds vs. WSU ... registered a points-assists double double with 27 points and 10 assists against Western Michigan ... recorded his first career double-double with 21 points and a career-high 14 rebounds at TCU ...started a stretch of five-straight 20-point games against TCU in Las Vegas as he posted 27 in 25 minutes before fouling out ... posted a season-high tying 10 assists while adding eight rebounds against Western Kentucky in Las Vegas ... notched 20 points against LBSU while shooting 50 percent from the field (9-of-18) ... became the third Husky under Lorenzo Romar to post back-to-back 30-point games as he followed up the season-opener with 35 points against Cal State Fullerton (10-of-14 FG, 3-of-5 3FG, 12-of-16 FT) ... opened his Husky career with 30 points (11-of-17 FG, 2-of-5 3FG, 6-of-10FT) against Yale.

PRIOR TO COLLEGE: 2016 McDonald's All-American, 2016 Jordan Brand Classic Selection ... a five star signee that was ranked in the top 10 by all major recruiting services ... was a member of the 2016 Team USA Under-18 team that won the FIBA Americas World Championships in July ... was named MVP of the FIBA Americas Championships ... 2016 All-USA Maryland Player of the Year ... led all players at the Under Armour All-American camp with 22.8 points per game ... competed in the 2016 Under Armour Elite 24 game featuring the top 24 players in the country ... averaged 19.1 points and 8.8 rebounds for DeMatha as a senior en route to the Maryland Private School League Championship ... set the school's single-season record for assists with 278 ... as a junior, averaged 16.5 points and was named the Washington Catholic Athletic Conference Player of the Year capping a meteoric rise as he spent his sophomore season on the junior varsity team.

#22 RICHOUN HOLMES

★ ★ ★ ★ ★ ★

POSITION F
HEIGHT 6-10
WEIGHT 235
YEARS PRO 2
FROM Bowling Green/USA
BORN 10/15/93

CAREER HIGHS

PTS	25	vs. ATL 3/29/17
FG	11	(2) vs. ATL 3/29/17
FGA	19	@ ORL 3/20/17
3FG	3	vs. MIL 4/8/17
3FGA	4	(3) vs. CHI 4/6/17
FT	6	vs. POR 1/16/16
FTA	7	vs. POR 1/16/16
OR	6	vs. MIA 3/4/16
DR	11	at MIN 12/12/17
TR	14	@ ORL 3/20/17
AST	5	(2) @ ORL 3/20/17
STL	3	(3) at DET 4/4/18
BLK	5	vs. WAS 2/24/17
MIN	42:00	@ ORL 3/20/17



NBA REGULAR SEASON STATISTICS

YEAR	AGE	TM	G	GS	MP	FG	FGA	FG%	3P	3PA	3P%	FT	FTA	FT%	ORB	DRB	TRB	AST	STL	BLK	TOV	PF	PTS
17-18	24	PHI	48	2	15.5	2.8	5	56	0.1	0.6	12.9	0.8	1.2	66.1	1.2	3.2	4.4	1.3	0.4	0.6	0.5	2	6.5
16-17	23	PHI	57	17	20.9	4.0	7.2	55.8	0.5	1.4	35.1	1.3	1.8	69.9	1.6	3.8	5.5	1.0	0.7	1.0	1.0	2.4	9.8
15-16	22	PHI	51	1	13.8	2.2	4.4	51.4	0.2	0.9	18.2	1.0	1.5	68.9	1.2	1.4	2.6	0.6	0.4	0.8	0.6	1.8	5.6
CAREER:			156	20	16.9	3.1	5.6	54.7	0.3	1	25.7	1	1.5	68.7	1.4	2.8	4.2	1	0.5	0.8	0.7	2.1	7.4

TRANSACTIONS: Selected by Philadelphia with the 37th overall pick in the 2015 NBA Draft.

CAREER: In 108 games (18 starts) is averaging 7.8 points, 4.1 rebounds and 0.9 blocks in 17.5 minutes per game.

2017-18: (Philadelphia) Appeared in 48 games (two starts), averaging 6.5 points, 4.4 rebounds and a career-high 1.3 assists in 15.5 minutes per game... Posted a season-high 19 points vs. MIL on 4/11... Scored 15 points on two different occasions, 12/12 @ MIN and 12/21 vs. TOR... Recorded his only double-double of the season and sixth of his career on 12/12 @ MIN, also grabbing a season-best 11 rebounds in addition to his 15 points... Scored at least 10 points in 14 games this season... Recorded multiple blocks seven times, including a season-high four on April 3 vs. BRK.

2016-17: (PHI) Appeared in 57 games (17 starts) averaging 9.8 points, 5.5 rebounds, 1 assist, and 1 block in 20.9 minutes per game... Scored in double figures 29 times, including a career-high 25 on 3/29 vs. ATL... Season best 14 rebounds on 3/20 @ ORL, one of his five double-doubles on the season... 7 games with at least three blocks, including a career-best 5 on 2/24 vs WAS... Averaged 13.9 points and 7 rebounds over the final 23 games of the regular season, scoring in double figures 19 times.

2015-16: (PHI) In 51 games (one start) averaged 5.6 points, 2.6 rebounds and 0.8 blocks in 13.8 minutes per game... Scored in double figures 11 times, including a season-high 18 points at Uta on 12/28/15... Blocked at least three shots in three games, including a season-best four vs. Sac on 2/10... Ranked eighth among rookies with 40 blocks while playing 600 fewer minutes than any rookie ahead of him.

COLLEGE: (Bowling Green) Spent his final three seasons at Bowling Green after beginning his collegiate career at Moraine Valley Community College... Became first player in Bowling Green history to record over 1,000 points, 600 rebounds and 200 blocks... Shot 55.4% from the floor for his career... School's all-time leader in blocks (244) and averaged 2.57 blocks in his three seasons with the Falcons... Blocked 5+ shots 15 times during his career... As a senior, had two games in which he recorded 4+ blocks while also hitting 3+ 3FGM... Hit 18 3-pointers on 41.9% shooting as a senior... Named Mid-American Conference Defensive Player of the Year as a senior... Named All-MAC First Team as a senior and Third Team as a junior.

OFF THE COURT: Son of Richard Sr. and Lydecia Holmes... Has three brothers... Majored in Liberal Studies... Spent his final two seasons of varsity basketball at Lockport Township High School, located outside of Chicago.

#23 ERSAN ILYASOVA



POSITION F
HEIGHT 6-10
WEIGHT 235
YEARS PRO 9
FROM FC Barcelona (Spain)/Turkey
BORN 5/15/87

CAREER HIGHS

PTS	34	vs. IND 3/26/15
FGM	14	vs. CHI 3/7/12
FGA	23	at NJ 2/19/12
3FG	6	@ ATL 4/12/13
3FGA	14	at BOS 1/6/17
FTM	10	vs. PHX 1/29/14
FTA	12	vs. MEM 3/31/12
OR	13	at NJ 2/19/12
DR	14	(2) at MEM 12/6/16
TRB	25	at NJ 2/19/12
AST	6	(2) vs. WAS 3/3/10
STL	4	(6) vs. CLE 11/30/17
BLK	3	(2) vs. MIA 3/24/15
MIN	53:57	at CHI 12/18/15

PLAYOFF HIGHS

PTS	21	@ MIA 4/23/13
FG	9	@ MIA 4/23/13
FGA	14	(2) @ CHI 4/18/15
3FG	2	(2) @ CHI 4/27/15
3FGA	6	@ CHI 4/27/15
FT	5	@ ATL 5/2/10
FTA	5	@ ATL 5/2/10
OR	7	@ ATL 4/20/10
DR	8	@ ATL 4/20/10
TRB	15	@ ATL 4/20/10
AST	4	vs. MIA 4/25/13
STL	3	vs. MIA 4/25/13
BLK	1	(5) @ CHI 4/27/15
MIN	32:46	vs. MIA 4/25/13



NBA REGULAR SEASON STATISTICS

YEAR	AGE	TM	G	GS	MP	FG	FGA	FG%	3P	3PA	3P%	FT	FTA	FT%	ORB	DRB	TRB	AST	STL	BLK	TOV	PF	PTS
17-18	PHI/ATL	30	69	43	25.1	4	8.9	45.2	1.3	3.7	36	1.5	2	77.8	1.7	4.2	5.9	1.3	0.9	0.4	1	2.3	10.9
16-17	TOT	30	82	52	26.1	4.7	10.9	43.1	1.7	4.9	35.3	2	2.5	77.8	1.4	4.5	5.9	1.7	0.7	0.3	1.4	2.6	13.1
15-16	DET/ORL	29	74	56	25.4	3.8	8.9	42.4	1.3	3.5	37.1	1.5	2.1	72.1	1.9	3.5	5.4	0.9	0.7	0.4	1	2.3	10.4
14-15	MIL	28	58	36	22.7	4.5	9.6	47.2	1.3	3.3	38.9	1.2	1.8	64.5	1.4	3.4	4.8	1	0.6	0.3	0.8	2.6	11.5
13-14	MIL	27	55	47	26.9	4.3	10.5	40.9	0.7	2.4	28.2	1.9	2.4	82.3	1.9	4.3	6.2	1.3	0.8	0.1	1.1	2.5	11.2
12-13	MIL	26	73	54	27.6	5.1	11	46.2	1.3	2.9	44.4	1.7	2.2	79.6	2.1	5	7.1	1.6	0.9	0.5	1	2.5	13.2
11-12	MIL	25	60	41	27.6	4.9	10	49.2	0.9	1.9	45.5	2.4	3.1	78.1	3.3	5.6	8.8	1.2	0.7	0.7	1.3	2.2	13
10-11	MIL	24	60	34	25.1	3.7	8.5	43.6	0.6	2	29.8	1.6	1.7	89.4	1.8	4.3	6.1	0.9	0.9	0.4	1.1	2.7	9.5
09-10	MIL	23	81	31	23.4	4	9	44.3	1	3	33.6	1.4	2	71.5	1.9	4.4	6.4	1	0.7	0.3	0.9	3.1	10.4
06-07	MIL	20	66	14	14.7	2.1	5.5	38.3	0.8	2.2	36.5	1.1	1.3	78.7	0.9	2	2.9	0.7	0.4	0.3	0.8	2.2	6.1
CAREER			678	408	24.5	4.1	9.3	44.3	1.1	3.1	36.6	1.6	2.1	77	1.8	4.1	5.9	1.2	0.7	0.4	1	2.5	11

NBA PLAYOFF STATISTICS

YEAR	AGE	TM	G	GS	MP	FG	FGA	FG%	3P	3PA	3P%	FT	FTA	FT%	ORB	DRB	TRB	AST	STL	BLK	TOV	PF	PTS
16-17	ATL	30	6	0	15.1	1.3	3.8	34.8	0.2	0.8	20	1.2	1.5	77.8	2.3	2.8	5.2	0.3	0.2	0	0.8	1.2	4
14-15	MIL	28	6	6	23.7	3.3	10.2	32.8	0.8	3.8	21.7	1.2	1.7	70	1	2.8	3.8	0.5	0.8	0.5	0.8	1.7	8.7
12-13	MIL	26	4	0	29.3	5	11.5	43.5	1	2.5	40	0.5	0.5	100	2.5	4.8	7.3	1.8	1.3	0.3	1.5	2	11.5
09-10	MIL	23	7	0	22.4	3.4	7.1	48	0.7	2	35.7	2.1	2.6	83.3	3	4.6	7.6	0.4	0.7	0.1	1.4	2	9.7
CAREER:			23	10	22	3.1	7.8	40	0.7	2.3	28.8	1.3	1.7	79.5	2.2	3.7	5.9	0.7	0.7	0.2	1.1	1.7	8.3

TRANSACTIONS: Signed with Philadelphia on 2/28/18. Re-signed with Atlanta on July 21, 2017 • Acquired by the Hawks from Philadelphia on February 22, 2017 in exchange for Miami's protected 2017 second-round draft pick and the right to swap the lesser of Philadelphia's 2017 second-round picks with Atlanta's own 2017 second-round pick • Traded by Oklahoma City, along with a protected 2010 first round draft pick, to Philadelphia on November 1, 2016 in exchange for Jerami Grant • Selected by Milwaukee in the second round (36th overall) of the 2005 NBA Draft • Acquired by Detroit from Milwaukee on June 11, 2015 in exchange for Caron Butler and Shawne Williams • Traded by Detroit, along with Brandon Jennings, to Orlando on February 16, 2016 in exchange for Tobias Harris • Acquired by Oklahoma City with Victor Oladipo and Domantas Sabonis from Orlando in exchange for Serge Ibaka on June 23, 2016.

2017-18: 2017-18: (PHI/ATL) Appeared in 69 games (43 starts), averaging 10.9 points, 5.9 rebounds and 1.3 assists in 25.1 minutes per game... After making his debut with the Sixers on March 1 @ CLE, appeared in 23 games (three starts), posting averages of 10.8 points, 6.7 rebounds and 1.7 assists in 24.1 minutes per contest... In first home game with Sixers, scored 18 points (7-11 FG, 2-4 3FG) and recorded four rebounds and three assists... Season high 26 points on Dec. 9 vs. ORL and on April 10 @ ATL... The 26 points were the most scored in a game by a Sixers reserve... Seven double-doubles this season, six of them coming with the Sixers... Posted a streak of four consecutive double-doubles from March 3-8, averaging 13.0 points and 11.8 rebounds over that stretch... Drew 32 charges, which was second in the NBA.

2016-17: Averaged 13.1 points, 5.9 rebounds and 1.7 assists in 26.1 minutes (.431 FG%, .353 3FG%, .778 FT%) in 82 games (52 starting assignments) between the Hawks, Philadelphia and Oklahoma City • Set single season career-highs in games, apg, FGM (384), 3FGM (142) and FTM (161) • Led the NBA in charges taken (36) during the regular season • Scored in double-figures 59 times total, including 13 20-point games (one 30-point night) • Had 10 double-doubles • Tallied 14.4 points, 6.3 rebounds and 2.0 assists (.428 FG%, .341 3FG%, .755 FT%) in his 52 starts • With Atlanta, had one double-double, scored in double-figures 12 times (one 20-point outing) and had three double-digit rebounding games • Averaged 11.9 ppg, 6.8 rpg and 2.1 apg (.400 FG%, .315 3FG%, .786 FT%) in 12 starting assignments as a Hawk • Led Atlanta in scoring three times and in rebounding on three occasions • Made his Hawks debut w/MIA (2/24) • Acquired by the Hawks from Philadelphia on 2/22 • The 76ers acquired him from Oklahoma City on 1/1 • Averaged 14.8 ppg, 5.9 rpg and 1.8 apg (.440 FG%, .359 3FG%, .768 FT%) in 53 games (40 starts) for the Sixers after putting up 5.0 ppg, 5.3 rpg and 1.0 spg in three contests with the Thunder • Tied a career-best with four steals @SAS (2/2), to go along with 25 points, nine rebounds, two assists and one block • SEASON HIGHS: 31 pts @ CHI (1/29), 18 rebs w/BKN (3/26), 5 assts w/NYK (1/11), 4 stls @SAS (2/2), 2 blks (2x), 11 FGM @CHI (1/29), 5 3FGM (2x), 7 FTM (2x), 40 mins w/MEM (11/23).

PROFESSIONAL CAREER: In 2015-16 (with Detroit and Orlando),

averaged 10.4 points and 5.4 rebounds in 25.4 minutes (.424 FG%, .371 3FG%, .721 FT%) in 74 games (56 starting assignments) • Put up 11.3 points, 5.4 rebounds and 1.1 assists in 27.6 minutes (.425 FG%, .363 3FG%, .725) in 52 games (all starts) for the Pistons before being traded to Orlando on 2/16 • In 22 games (four starts) for the Magic, averaged 8.1 points and 5.5 rebounds in 20.3 minutes (.418 FG%, .409 3FG%, .711 FT%) • Scored in double-figures 37 times (seven times with Orlando) and had 20-plus points six times (twice with Orlando) • Had a season-high 23 points w/PHO (12/2) • Scored his 5,000th career NBA point @BKN (11/29) • Had 10-or-more rebounds five times (twice with Orlando), including a season-best 13 boards twice • Had four double-doubles (one with Orlando) • Tied a career-high with three blocks w/MEM (12/9) and w/MIL (4/11) • Played in his 500th career NBA game on 1/29 w/CLE • Missed seven total games due to injury - one with a left adductor strain, one due to illness, one with a sore left knee and three due to a sprained right SC joint • In 2014-15 (with Milwaukee), appeared in 58 games (36 starts), averaging 11.5 points, 4.8 rebounds and 1.0 assists in 22.7 minutes (.472 FG%, .389 3FG%, .645 FT%) • Scored in double-figures 34 times, including seven 20-point nights (one 30-point game) • Had six double-doubles • Scored a career-high 34 points on 12-14 FGs, 5-6 3FGs and 5-6 FTs, while adding six rebounds, two assists and two steals w/IND (3/26) • Blocked a career-high three shots (since tied) w/MIA (3/24) • Missed 10 games due to a concussion and nine due to a nasal fracture • Averaged 11.2 points, 6.2 rebounds and 1.3 assists in 26.9 minutes (.409 FG%, .823 FT%) in 55 games (47 starts) in 2013-14 • Played in 55 games (47 starts) • Scored in double-figures 31 times including seven 20-point nights (one 30-point outing) • Grabbed double-digit rebounds on 11 occasions and had eight double-doubles • Knocked down 13-14 FGs, 2-2 3FGs and 3-4 FTs on his way to a season-best 31 points (also five rebounds, two steals and one block) w/UTA (3/3) • Dished out a career-high-tying six assists @PHI (11/22) to go with 19 points, six rebounds and three steals • Missed 15 games due to a sprained right ankle and one with a hamstring injury • Appeared in 73 games (54 starts) in 2012-13, recording a career-high 13.2 points, 7.1 rebounds and 1.6 assists in 27.6 minutes (.462 FG%, .444 3FG%, .796 FT%) • Ranked fourth in the NBA in 3FG% and 13rd in rpg • Scored in double figures 44 times, including 20-plus on 17 occasions (one 30-point night) • Pulled down 10-or-more rebounds 20 times and posted 18 double-doubles • Swiped a career-high tying four steals twice • Put in a season-best 30 points @CLE (1/25) • Missed eight games due to injury • Tallied 13.0 points, a career-high 8.8 rebounds and 1.2 assists in 27.6 minutes (.492 FG%, career-best .455 3FG%, .781 FT%) in 60 games (41 starting assignments) during 2011-12 • Ranked second in the NBA in 3FG% and 18th in rebounding • Recorded the fifth-best single season three-point percentage in Bucks history • Became the first NBA player to average at least 12.0 ppg and 8.0 rpg in fewer than 28.0 mpg since Arvydas Sabonis in 1995-96 • Posted a team-high 20 double-doubles • Scored a season-best 32 points w/CHI (3/7) • Tallied 29 points and a career-high 25 rebounds @NJN (2/19), becoming the third player in franchise history to record a 25/25 game (Kareem Abdul-Jabbar and Swen Nater) • Named the NBA's Eastern Conference Player of the Week for the period ending 3/1, after averaging 25.0 points and

CONTINUED ON PAGE 57

#5 AMIR JOHNSON

★ ★ ★ ★ ★ ★

POSITION F
HEIGHT 6-9
WEIGHT 240
YEARS PRO 12
FROM Los Angeles/USA
BORN 5/1/87

CAREER HIGHS

PTS	32	at LAL 12/8/13
FGM	14	at LAL 12/8/13
FGA	20	vs. ORL 1/29/14
3FG	4	vs. CHI 11/2/16
3FGA	4	(5) at LAL 3/3/17
FTM	9	vs. BOS 11/21/10
FTA	9	(2) vs. MIL 1/28/11
ORB	12	at GSW 3/4/13
DRB	13	(2) vs. CHA 3/15/13
TRB	21	vs. CHA 3/15/13
AST	6	(7) vs. BRK 4/3/18
STL	5	vs. MIA 2/3/13
BLK	7	(2) vs. NOH 3/1/11
MIN	49:52	vs. OKC 3/21/14

PLAYOFF HIGHS

PTS	20	vs. BKN 5/4/14
FG	9	vs. BKN 5/4/14
FGA	12	(2) vs. WAS 4/18/15
3FG	1	@ Was 5/7/17
3FGA	2	(2) @ ATL 4/19/16
FT	3	(2) vs. BKN 4/30/14
FTA	5	(2) vs. WAS 4/21/15
OR	5	vs. BKN 5/4/14
DR	8	@ WAS 4/24/15
TR	12	@ WAS 4/24/15
AST	3	@ WAS 4/24/15
STL	2	(2) vs. CLE 5/19/17
BLK	3	vs. ATL 4/24/16
MIN	37	vs. BKN 4/22/14



NBA REGULAR SEASON STATISTICS

YEAR	AGE	TM	G	GS	MP	FG	FGA	FG%	3P	3PA	3P%	FT	FTA	FT%	ORB	DRB	TRB	AST	STL	BLK	TOV	PF	PTS
17-18	30	PHI	74	18	15.8	1.9	3.5	53.8	0.1	0.4	31.3	0.7	1.1	61.2	1.7	2.8	4.5	1.6	0.6	0.6	0.7	2.6	4.6
16-17	29	BOS	80	77	20.1	2.7	4.6	57.6	0.3	0.8	40.9	0.8	1.3	67.0	1.5	3.1	4.6	1.8	0.6	0.8	1.0	2.6	6.5
15-16	28	BOS	79	76	22.8	3.2	5.4	58.5	0.1	0.5	23.3	0.9	1.5	57.0	2.3	4.1	6.4	1.7	0.7	1.1	1.2	2.7	7.3
14-15	27	TOR	75	72	26.4	4.0	6.9	57.4	0.3	0.6	41.3	1.1	1.7	61.2	2.1	4.0	6.1	1.6	0.6	0.8	1.5	3.0	9.3
13-14	26	TOR	77	72	28.8	4.5	7.9	56.2	0.3	0.9	30.3	1.2	1.9	63.6	2.2	4.3	6.6	1.5	0.7	1.1	1.6	3.5	10.4
12-13	25	TOR	81	38	28.7	4.1	7.5	55.4	0.1	0.2	38.5	1.7	2.3	72.7	2.8	4.7	7.5	1.5	1.0	1.4	1.4	3.7	10.0
11-12	24	TOR	64	43	24.3	3.1	5.3	57.6	0.0	0.1	40.0	0.9	1.3	69.0	2.3	4.0	6.4	1.2	0.5	1.1	1.5	3.3	7.1
10-11	23	TOR	72	54	25.7	3.9	6.9	56.8	0.0	0.0	0.0	1.8	2.2	78.8	2.6	3.8	6.4	1.1	0.7	1.2	1.0	3.7	9.6
09-10	22	TOR	82	5	17.7	2.5	4.1	62.3	0.0	0.0	0.0	1.2	1.8	63.8	1.9	2.9	4.8	0.6	0.5	0.8	0.8	3.1	6.2
08-09	21	DET	62	24	14.7	1.6	2.6	59.5	0.0	0.0	0.0	0.4	0.6	65.7	1.6	2.1	3.7	0.3	0.3	1.0	0.5	2.8	3.5
07-08	20	DET	62	0	12.3	1.5	2.7	55.8	0.0	0.0	0.0	0.6	0.9	67.3	1.4	2.4	3.8	0.5	0.4	1.3	0.6	2.3	3.6
06-07	19	DET	8	0	15.5	2.3	4.1	54.5	0.0	0.4	0.0	1.4	1.8	78.6	1.9	2.8	4.6	0.4	0.6	1.6	1.1	2.4	5.9
05-06	18	DET	3	0	13.0	2.3	3.3	70.0	0.7	1.0	66.7	1.3	1.3	100.0	1.0	0.3	1.3	1.0	0.0	0.7	1.3	2.3	6.7
CAREER:			819	479	21.7	3	5.3	57.2	0.1	0.3	33.7	1	1.5	67	2	3.5	5.5	1.2	0.6	1	1.1	3	7.2

NBA PLAYOFF STATISTICS

YEAR	AGE	TM	G	GS	MP	FG	FGA	FG%	3P	3PA	3P%	FT	FTA	FT%	ORB	DRB	TRB	AST	STL	BLK	TOV	PF	PTS
16-17	29	BOS	14	9	10.1	1.1	2.1	50.0	0.1	0.2	33.3	0.4	0.6	62.5	1.2	0.9	2.1	0.2	0.3	0.4	0.4	1.7	2.6
15-16	28	BOS	6	6	22.3	3.7	5.5	66.7	0.0	0.3	0.0	1.2	1.5	77.8	1.8	5.3	7.2	0.7	0.2	1.3	1.7	2.2	8.5
14-15	27	TOR	4	2	28.0	5.0	7.3	69.0	0.0	0.3	0.0	1.5	3.0	50.0	1.8	5.3	7.0	1.0	0.3	0.8	1.8	4.0	11.0
13-14	26	TOR	7	7	27.3	4.9	7.4	65.4	0.0	0.3	0.0	1.3	1.7	75.0	2.3	3.7	6.0	1.0	0.4	0.6	1.7	4.1	11.5
08-09	21	DET	3	0	4.3	0.3	0.3	100.0	0.0	0.0	0.0	0.0	0.0	0.0	0.3	0.7	1.0	0.0	0.0	0.3	0.0	1.0	0.7
07-08	20	DET	8	0	5.4	1.1	1.5	75.0	0.0	0.1	0.0	0.4	0.8	50.0	0.4	1.3	1.6	0.1	0.0	0.4	0.3	0.9	2.6
CAREER			42	24	15.1	2.4	3.7	64.3	0.0	0.2	.111	0.7	1.1	.638	1.3	2.5	3.8	0.5	0.2	0.6	0.9	2.2	5.5

TRANSACTIONS: Selected by the Detroit Pistons in the second round (56th pick) of the 2005 NBA Draft... Traded by the Pistons to Milwaukee on 6/23/2009 for Fabricio Oberto... Traded by the Bucks along with Sonny Weems to Toronto on 8/19/2009 for Carlos Delfino and Roko Ukic... Signed with the Boston Celtics as a free agent on 7/9/2015... Signed as a free agent with the Sixers on 7/8/2017.

CAREER: Holds career averages of 7.5 points (57.4% FG, 34.0% 3-PT, 67.4% FT), 5.7 rebounds, 1.2 assists, 1.05 blocked shots and 22.3 minutes in 745 games (461 starts) over 12 NBA seasons with Detroit, Toronto and Boston.

2017-18: (Philadelphia) Appeared in 74 games (18 starts), averaging 4.6 points, 4.5 rebounds and 1.6 assists in 15.8 minutes per contest... Season-high 16 points @ NO on 12/10... Reached double-figure points six times, three of them coming off the bench... Recorded his only double-double of the season on 10/30 @ HOU, scoring 12 points and bringing down 10 rebounds... Snagged double-digit rebounds four other times, including a season-high 13 vs. UTA on 11/20... Also recorded a season-high four blocks in that same game.

2016-17: (BOS) In 80 games (77 starts), averaged 6.5 points (57.6% FG, 40.9% 3-PT, 67.0% FT), 4.6 rebounds, a career-high 1.8 assists and 20.1 minutes... Made a career-high 27 3-point field goals, including a stretch in which he shot 5-for-7 from beyond the arc over his last eight games... Led the team in rebounds nine times, and in blocks 31 times... Made a career-high four three pointers en route to 23 points against Chicago on Nov. 2... Also recorded six rebounds, three assists, three steals and two blocks in the contest... Pulled down a season-high 10 rebounds against Memphis on Dec. 27... Recorded a season-high three blocks against Utah on Jan. 3... Tied his season-high with three steals against Sacramento on Feb. 8... Tied his season-high with five assists against Dallas on Feb. 13... Recorded 14 points, seven rebounds, a season-high-tying five assists and two steals against Miami on Mar. 26... Tied his career-high with six assists against Atlanta on Apr. 6... **PLAYOFFS:** Appeared in three games (two starts) in the first round against Chicago averaging 3.7 points, 2 rebounds in 10.9 minutes per game... Played in seven games (5 starts) against Washington in the second round, averaging 2.9 points, 2.1 rebounds, and 7 blocks in 11.1 minutes per game... Appeared in 4 games (two starts) in the Eastern Conference Finals, averaging 1.3 points and 2.3 rebounds in 8 minutes per game.

2015-16: (BOS) Averaged 7.3 points, 6.4 rebounds, 1.7 assists and 1.05 blocks in 22.8 minutes per game... Shot 58.5 percent from the field, 23.3 percent from three and 57.0 percent from the free throw line... Made his Celtics debut against Philadelphia on Oct. 30 and recorded 15 points, seven rebounds and two blocks... Swatted his 650th career shot against Brooklyn on Nov. 20... Recorded his first double-double as a Celtic with 13 points and 10 rebounds against Miami on Nov. 30... Also matched

his career-high with two three-pointers in the contest against Miami on Nov. 30... Pulled down a season-high 11 rebounds to go along with 11 points for his second double-double of the season at San Antonio on Dec. 5... Tied his season-high with 11 boards against Brooklyn on Jan. 2... Recorded 16 points, 11 rebounds and two blocks against Detroit on Jan. 6... Recorded a season-high 18 rebounds to go along with a career-high-tying six assists and 14 points against Indiana on Jan. 13... Matched his career-high with six assists to go along with nine points, 13 rebounds and a season-high-tying three steals against Denver on Jan. 27... Recorded a double-double with 11 points, 12 rebounds and five assists against Oklahoma City on Mar. 16... Scored 10 or more points in 23 games... Recorded 10 or more rebounds in 12 games... Recorded eight double-doubles... Led the Celtics in rebounding 23 times, in assists three times, in steals five times and in blocks 39 times... Missed two games due to Plantar Fasciitis in his left foot (Dec. 21 through Dec. 23)... **PLAYOFFS:** Appeared in six games against Atlanta during the first round and averaged 8.5 points, 7.2 rebounds and 1.33 blocks in 22.3 minutes per game.

2014-15: (TOR) Averaged 9.3 points, 6.1 rebounds and 26.3 minutes in 75 contests, including 72 starts... Has played in 70-plus games the past three seasons... Made a career-high 19 3FGs (19-46), shooting .413 percent... Was the Atlantic Division nominee for the 2014-15 NBA Sportsman Award... Scored in double figures 32 times and led the team on the glass 12 times... Registered six double-doubles... Missed four games (April 4 through 11) with a right ankle sprain... Matched his career high with six assists at Minnesota on Apr. 1... Equalled his season best with 16 rebounds against Houston on Mar. 30... Scored in double figures in a season-high four straight games (Mar. 10-16)... Passed Andrea Bargnani (433) for fourth place on the Raptors' all-time games played list on Mar. 4 vs. Cleveland... Scored 24 points on 10-for-11 shooting from the field at Brooklyn on Jan. 30... Passed Alvin Williams (417) for fifth on the Raptors' all-time games played list on Jan. 27 at Indiana... Recorded a double-double in three-of-four games (Jan. 12-18), averaging 11.0 points and 10.3 rebounds... Finished with 10 points and a season high-tying 16 rebounds vs. Philadelphia on Jan. 14... Passed Antonio Davis (957) for second on the team's all-time offensive rebound list at Golden State on Jan. 2... Made a short jumper with 4.7 seconds left to send the game to OT at Portland on Dec. 30... Became the seventh player in Raptors franchise history to appear in 400 games on Dec. 19 at Detroit... Scored his 4,000th point in the NBA on Dec. 17 vs. Brooklyn... Netted a season-high 27 points on 11-for-15 shooting vs. Cleveland on Dec. 5... Scored 20 points vs. Dallas on Nov. 28, matching his career high with two made three-pointers... Inactive for three games (Nov. 2 through 5) with a sore left ankle... Recorded a double-double (16 pts, 10 rebs) in the season opener vs. Atlanta on Oct. 29... **PLAYOFFS:** Appeared in four games during the first round of the playoffs and averaged 11.5 points and 7.0 rebounds in 28.0 minutes per game while shooting 69.0 percent from the field.

CONTINUED ON PAGES 58-59

#30 FURKAN KORKMAZ



POSITION F
HEIGHT 6-7
WEIGHT 185
YEARS PRO Rookie
FROM Turkey
BORN 7/24/97

CAREER HIGHS

PTS	5	(2) vs. BRK 4/3/18
FGM	2	(2) vs. BRK 4/3/18
FGA	6	at NOP 12/10/17
3FGM	1	(5) vs. BRK 4/3/18
3FGA	4	at NOP 12/10/17
FTM	2	vs. POR 11/22/17
FTA	2	vs. POR 11/22/17
ORB	1	(2) at NOP 12/10/17
DRB	2	(2) vs. BRK 4/3/18
TRB	3	at NOP 12/10/17
AST	1	(4) vs. MIL 4/11/18
STL	1	(2) vs. BRK 4/3/18
BLK	1	vs. MIN 3/24/18
MIN	19:48	at NOP 12/10/17



NBA REGULAR SEASON STATISTICS

YEAR	AGE	TM	G	GS	MP	FG	FGA	FG%	3P	3PA	3P%	FT	FTA	FT%	ORB	DRB	TRB	AST	STL	BLK	TOV	PF	PTS
17-18	20	PHI	14	0	5.7	0.6	2	28.6	0.4	1.2	29.4	0.1	0.3	50	0.1	0.6	0.8	0.3	0.1	0.1	0.1	0.9	1.6
CAREER:			14	0	5.7	0.6	2	28.6	0.4	1.2	29.4	0.1	0.3	50	0.1	0.6	0.8	0.3	0.1	0.1	0.1	0.9	1.6

TRANSACTIONS: Selected by Philadelphia with the 24th overall pick in the 2016 NBA Draft.

2017-18: (Philadelphia) Played in 14 games (all off the bench), averaging 1.6 points and 0.8 rebounds in 5.7 minutes per game... Made his NBA debut on 11/11 @ GSW and scored his first NBA points... Scored a season-high five points twice, once on 12/10 @ NOP and another on 4/3 vs. BKN... Appeared in nine games with the G League's Delaware 87ers, averaging 15.4 points and 5.2 rebounds in 31.9 minutes per game... Missed 43 games due to a Lisfranc injury in his left foot from Dec. 18- Mar. 21.

INTERNATIONAL: Spent the 2016-17 season with Banvit (Turkey) on loan from Anadolu Efes, helping Banvit win the team's first Turkish Cup in February... In 21 games, he averaged 11 points and four rebounds while shooting 49 percent from the field and 40 percent from three-point range... Korkmaz also helped Banvit reached its first Basketball Champions League Final. He was later named the Basketball Champions League "Best Young Player" after averaging 11 points and five rebounds while shooting 50 percent from three-point range in eight BCL games... In 2015-16, Korkmaz played with current Sixers forward Dario Saric with Anadolu Efes... In 37 games, Korkmaz averaged five points while shooting 48 percent from the field

OFF THE COURT: A native of Istanbul, Korkmaz has been named a Turkish Basketball Super League All-Star three times and is a two-time Turkish Cup champion. He's represented his home country of Turkey in international play in multiple competitions, earning a gold medal at the 2014 FIBA Europe Under-18 Championship and silver at the same event in 2015.

#22 TIMOTHÉ LUWAWU-CABBARROT

★ ★ ★ ★ ★ ★

POSITION G-F
HEIGHT 6-6
WEIGHT 200
YEARS PRO 1
FROM France
BORN 5/9/95

CAREER HIGHS

PTS	24	vs. IND 4/10/17
FGM	8	vs. IND 4/10/17
FGA	15	(4) vs. CHI 4/6/17
3FG	6	at MEM 1/22/18
3FGA	11	vs. BRK 4/4/17
FTM	7	vs. HOU 10/30/17
FTA	7	(2) vs. BOS 1/11/18
ORB	2	(7) vs. ATL 3/29/17
DRB	7	(3) vs. ATL 3/29/17
TRB	9	(3) vs. ATL 3/29/17
AST	5	at OKC 1/28/18
STL	4	vs. MIL 4/8/17
BLK	1	(15) at OKC 1/28/18
MIN	42:50	at CLE 3/31/17



NBA REGULAR SEASON STATISTICS

YEAR	AGE	TM	G	GS	MP	FG	FGA	FG%	3P	3PA	3P%	FT	FTA	FT%	ORB	DRB	TRB	AST	STL	BLK	TOV	PF	PTS
17-18	22	PHI	52	7	15.5	1.9	5.1	37.5	1	3	33.5	0.9	1.1	79.3	0.3	1.1	1.4	1	0.2	0.1	0.7	1	5.8
16-17	21	PHI	69	19	17.2	2.1	5.2	40.2	0.7	2.3	31.1	1.5	1.8	98.4	0.4	1.8	2.2	1.1	0.5	0.1	1.1	2.2	6.4
CAREER:			121	26	16.5	2	5.2	39	0.9	2.6	32.3	1.2	1.5	83.4	0.3	1.5	1.8	1.1	0.4	0.1	0.9	2.1	6.1

TRANSACTIONS: Selected by Philadelphia with the 24th overall pick in the 2016 NBA Draft.

2017-18: (Philadelphia) Appeared in 52 games (seven starts), averaging 5.8 points, 1.4 rebounds and 1.0 assist in 15.5 minutes per game... Season-high 20 points on Jan. 22 @ MEM (6-9 FG, 6-8 3FG)... The six three-pointers @ MEM on Jan. 22 set a new career-high... Scored double-figure points in 10 different games, including four consecutive from Jan. 20 - Jan. 26... Career-high five assists on Jan. 28 @ OKC... Season-high five rebounds on Nov. 27 vs. CLE... Missed two games with gastroenteritis from Feb. 2-3 and 13 games with Right Knee Patellar Tendinitis from Mar. 16 to April 8.

2016-17: (PHI) Appeared in 69 games (19 starts) averaging 6.4 points, 2.2 rebounds, and 1.1 assists in 17.2 minutes per game... Scored in double figures 16 times, including a career-high 24 points on 4/10 vs. IND... Started each of the last 18 games of the season, averaging 12.9 points in that stretch... Scored 10 or more points in each of the final seven games of the season, a career- best streak... Recorded a career-best 9 rebounds three different times (3/3 vs. NYK, 3/28 @ BRK, and 3/29 vs. ATL).

INTERNATIONAL: 2015-16 (Mega Leks, Liga ABA): Appeared in 28 games, starting all... Averaged 14.6 points, 2.8 assists and 4.8 rebounds in 31.1 minutes per game... 2015-16 (Mega Leks, Liga KLS): Appeared in five games, starting four... Averaged 13.6 points, 2.8 assists and 3.6 rebounds in 24.8 minutes per game... 2014-15 (Antibes, LNB Pro B): Appeared in 42 games, starting 22... Averaged 7.1 points, 1.6 assists and 2.5 rebounds in 19.9 minutes per game... 2013-14 (Antibes, LNB Pro A): Appeared in four games... Averaged 1.5 points, 0.75 assists and 0.75 rebounds in 5.8 minutes per game... 2012-13 (Antibes, LNB Pro B): Appeared in two games... Averaged 2.0 points and 1.5 rebounds in 3.0 minutes per game.

OFF THE COURT: A native of France... Spent his overseas career as a member of Mega Leks... Won the 2016 Serbian Cup... Named to the 2016 All-ABA Team... Played for the French national team at the 2014 and 2015 U20 European Championships... He helped France to a semifinal appearance while averaging 11.6 points and 4.9 rebounds per game in 2015.

#22 T.J. McCONNELL



POSITION G
HEIGHT 6-2
WEIGHT 190
YEARS PRO 2
FROM Arizona/USA
BORN 3/25/92

CAREER HIGHS

PTS	18	vs. TOR 1/15/18
FGM	8	vs. TOR 1/15/18
FGA	15	at ORL 3/20/17
3FG	3	(4) vs. LAC 2/10/18
3FGA	5	vs. MIN 1/4/16
FTM	5	(2) vs. MIA 2/11/17
FTA	7	vs. HOU 1/27/17
ORB:	4	vs. SAC 2/10/16
ORB	9	at DET 12/11/16
TRB	10	(2) vs. NYK 2/12/18
AST	17	at BOS 1/6/17
STL	6	(2) vs. NYK 2/12/18
BLK	2	(4) at TOR 12/23/17
MIN	37:22	at DET 12/11/16



NBA REGULAR SEASON STATISTICS

YEAR	AGE	TM	G	GS	MP	FG	FGA	FG%	3P	3PA	3P%	FT	FTA	FT%	ORB	DRB	TRB	AST	STL	BLK	TOV	PF	PTS
17-18	26	PHI	76	1	22.5	2.8	5.5	.499	0.4	0.8	.435	0.4	0.5	.795	0.5	2.5	3	4	1.2	0.2	1.5	1.6	6.3
16-17	24	PHI	81	51	26.3	2.9	6.3	.461	0.1	0.7	.200	0.9	1.1	.811	0.5	2.6	3.1	6.6	1.7	0.1	2.0	1.7	6.9
15-16	23	PHI	81	17	19.8	2.7	5.7	.470	0.4	1.1	.348	0.3	0.5	.634	0.5	2.6	3.1	4.5	1.2	0.1	1.7	1.4	6.1
CAREER:			238	69	22.9	2.8	5.9	47.5	0.3	0.9	33.5	0.5	0.7	76.5	0.5	2.6	3.1	5.1	1.3	0.1	1.7	1.6	6.4

TRANSACTIONS: Was not selected in the 2015 NBA Draft... Signed with Philadelphia on 9/22/15.

PRO CAREER: Appeared in 162 games (68 starts), averaging 6.5 points, 5.6 assists and 3.1 rebounds in 23.1 minutes per game... Shooting 46.5% from the field, 29.2% from three-point range and 75.6% from the line.

2017-18: (Philadelphia) Appeared in 74 games (one start), averaging 6.2 points, 4.0 assists and 2.9 rebounds in 22.4 minutes per game... First player in Sixers history to record a triple-double coming off the bench on Feb. 12 vs. NY, scoring 12 points, bringing down 10 rebounds and dishing out 11 assists... Season-high 18 points on Jan. 15 vs. TOR... 28 games with five-plus assists was third among NBA reserves this season... McConnell's 22 games with multiple steals off the bench were the most in the NBA.

2016-17: (PHI) Appeared in 81 games (51 starts) and averaged 6.9 points, 6.6 assists, and 3.1 rebounds in 26.3 minutes per game... Recorded a career-high 17 assists on 1/6 @BOS... Tied career-best 17 points while also notching 8 assists on 12/30 @DEN... Recorded 10 or more assists 13 times, including four double-doubles... Recorded at least one assist in every single game that he appeared in... Totaled 534 assists, good enough for eighth in the league... 534 assists were the most in a season by a Sixers player since 2012-13 when Jrue Holiday had 625... 71 games with at least one steal, including a career-high five on 2/15 @ BOS... 134 total steals which was sixth in the NBA... McConnell is the first Sixers player with such assist and steal totals in the same season since Allen Iverson had 596 assists and 180 steals in 2004-05... Career-best 10 rebounds on 12/11 @ DET.

2015-16: (PHI) 5 assists and 3.1 rebounds in 19.8 minutes per game... Led all rookies with 95 steals... Was only rookie with at least 250 rebounds and 350 assists... His 367 assists were the fourth-most ever in a season by a Sixers rookie (Allen Iverson, Michael Carter-Williams, Maurice Cheeks).

COLLEGE: (Arizona) Played collegiately at Duquesne (2010-2012) and Arizona (2013-2015)... Held overall averages of 10.2 points, 5.4 assists and 2.3 steals for NCAA career... led Pac-12 in assists per game (6.3) and total assists (238) his senior season at Arizona... NCAA West Regional All-Tournament Team (2015)... First team All-Pac-12 (2015).

OFF THE COURT: Native of Pittsburgh, PA... A 2010 graduate of Chartiers Valley High School in Bridgeville, Pa. ... Averaged 34.2 points, 8.2 rebounds and 9.1 assists per game as a senior in earning first-team all-state honors and was the Pennsylvania Class 3A Player of the Year according to the Associated Press, and was the Pittsburgh Post-Gazette male High School Athlete of the Year (all sports) ... Played for his father, Tim, in high school ... Led the Colts to a 29-2 record, the WPIAL championship, and a berth in the Class 3A state championship game as a senior.

#17 JJ REDICK

★ ★ ★ ★ ★ ★

POSITION G
HEIGHT 6-4
WEIGHT 195
YEARS PRO 11
FROM Duke/USA
BORN 6/24/84

CAREER HIGHS

PTS	40	vs. HOU 1/18/16
FGM	11	(7) vs. IND 11/3/17
FGA	27	vs. POR 3/4/15
3FG	9	vs. HOU 1/18/16
3FGA	13	vs. OKC 12/15/17
FTM	11	(2) at MIN 12/12/17
FTA	11	(3) at MIN 12/12/17
ORB	3	vs. HOU 11/4/13
DRB	8	(2) at LAL 11/15/17
TRB	8	(3) at LAL 11/15/17
AST	10	vs. BRK 1/28/13
STL	4	vs. HOU 11/9/13
BLK	2 (4)	at SAS 4/8/17
MIN	50:31	vs. OKC 12/15/17

PLAYOFF HIGHS

PTS	31	vs. HOU 5/8/15
FG	11	vs. HOU 5/8/15
FGA	17	(2) vs. POR 4/27/16
3FG	5	(2) vs. HOU 5/8/15
3FGA	10	@ GSW 5/1/17
FT	9	vs. UTA 4/25/17
FTA	10	vs. UTA 4/25/17
OR	2	vs. BOS 5/18/10
DR	6	@ HOU 5/17/15
TR	6	@ HOU 5/17/15
AST	7	(2) vs. IND 5/5/12
STL	3	vs. BOS 5/28/10
BLK	4	@ HOU 5/17/15
MIN	47	vs. SAS 4/22/15



NBA REGULAR SEASON STATISTICS

YEAR	AGE	TM	G	GS	MP	FG	FGA	FG%	3P	3PA	3P%	FT	FTA	FT%	ORB	DRB	TRB	AST	STL	BLK	TOV	PF	PTS
17-18	33	PHI	70	70	30.2	5.8	12.6	46	2.8	6.6	42	2.8	31	90.4	0.1	2.4	2.5	3	0.5	0.1	1.5	1.8	171
16-17	32	LAC	78	78	28.2	5.1	11.4	44.5	2.6	6.0	42.9	2.3	2.6	.891	0.1	2.1	2.2	1.4	0.7	0.2	1.3	1.6	150
15-16	31	LAC	75	75	28.0	5.6	11.7	48.0	2.7	5.6	47.5	2.4	2.7	.888	0.1	1.7	1.9	1.4	0.6	0.1	1.0	1.8	163
14-15	30	LAC	78	78	30.9	5.7	12.0	47.7	2.6	5.9	43.7	2.3	2.6	.901	0.3	1.9	2.1	1.8	0.5	0.1	1.2	1.7	164
13-14	29	LAC	35	34	28.2	5.2	11.4	45.5	2.1	5.3	39.5	2.8	3.0	.915	0.3	1.9	2.1	2.2	0.8	0.1	1.2	1.9	152
12-13	28	MIL/ORL	78	13	30.5	4.9	11.3	43.4	2.1	5.8	36.6	2.2	2.4	.900	0.2	2.0	2.2	3.8	0.5	0.1	1.8	1.5	141
11-12	27	ORL	65	22	27.2	3.8	9.0	42.5	1.7	4.1	41.8	2.2	2.4	.911	0.3	2.0	2.3	2.5	0.4	0.1	1.0	1.4	116
10-11	26	ORL	59	5	25.6	3.3	7.6	44.1	1.5	3.7	39.7	1.9	2.2	.875	0.1	1.8	1.9	1.7	0.5	0.1	0.9	1.4	101
09-10	25	ORL	82	9	22.0	3.0	6.7	43.9	1.4	3.3	40.5	2.3	2.7	.860	0.2	1.7	1.9	1.9	0.3	0.0	0.8	1.4	96
08-09	24	ORL	64	5	17.4	1.8	4.7	.391	1.0	2.8	.374	1.3	1.5	.871	0.1	1.6	1.7	1.1	0.3	0.0	0.8	1.1	60
07-08	23	ORL	34	0	8.1	1.4	3.2	44.4	0.5	1.3	.395	0.8	1.0	.794	0.0	0.6	0.7	0.5	0.1	0.0	0.4	0.9	41
06-07	22	ORL	42	0	14.8	1.9	4.6	.410	0.9	2.3	.388	1.3	1.4	.900	0.2	1.0	1.2	0.9	0.3	0.0	0.5	1.2	60
CAREER:			760	389	25.4	4.2	9.3	44.9	1.9	4.6	41.5	2.1	2.4	.89	0.2	1.8	2	2	0.5	0.1	1.1	1.5	12.4

NBA PLAYOFF STATISTICS

YEAR	AGE	TM	G	GS	MP	FG	FGA	FG%	3P	3PA	3P%	FT	FTA	FT%	ORB	DRB	TRB	AST	STL	BLK	TOV	PF	PTS
16-17	32	LAC	7	7	29.4	2.7	7.1	38.0	1.3	3.7	34.6	2.4	2.9	.850	0.0	1.7	1.7	0.9	0.3	0.0	1.9	2.4	9.1
15-16	31	LAC	6	6	27.7	5.7	13.2	43.0	1.8	5.2	35.5	0.3	0.5	.667	0.2	1.8	2.0	0.8	0.2	0.2	0.8	1.8	13.5
14-15	30	LAC	14	14	38.6	5.0	11.5	43.5	2.5	6.3	39.8	2.4	2.5	.943	0.0	2.1	2.1	1.7	0.7	0.4	1.9	2.6	14.9
13-14	29	LAC	13	13	27.0	4.7	10.2	45.9	2.0	5.0	40.0	1.9	2.0	.962	0.3	1.4	1.7	1.5	0.8	0.0	1.0	1.8	13.3
12-13	28	MIL	4	0	17.3	2.8	6.3	44.0	1.0	3.0	33.3	0.8	0.8	1.000	0.0	0.8	0.8	1.3	0.3	0.0	1.5	2.3	7.3
11-12	27	ORL	5	0	24.6	3.8	8.8	43.2	0.8	3.8	.211	2.4	2.8	.857	0.0	1.0	1.0	3.2	0.2	0.2	1.2	0.8	10.8
10-11	26	ORL	6	0	20.0	2.5	7.0	.357	0.2	2.5	.067	1.5	2.0	.750	0.0	1.8	1.8	1.0	0.2	0.2	1.2	1.3	6.7
09-10	25	ORL	14	0	19.2	2.1	5.1	.423	1.1	2.5	.429	2.1	2.5	.857	0.3	1.4	1.7	1.4	0.7	0.0	1.4	1.6	7.5
08-09	24	ORL	16	8	20.4	1.9	5.2	.373	1.3	3.3	.404	0.8	0.9	.929	0.1	1.1	1.2	1.9	0.5	0.1	0.4	1.6	6.0
07-08	23	ORL	2	0	5.0	0.0	2.0	.000	0.0	1.5	.000	0.0	0.0	0.0	0.0	0.5	0.5	0.0	0.0	0.0	0.0	0.5	0.0
06-07	22	ORL	1	0	11.0	1.0	2.0	.500	1.0	1.0	1.000	0.0	0.0	0.0	0.0	0.0	0.0	2.0	0.0	0.0	1.0	2.0	3.0
CAREER			88	48	24.9	3.3	7.9	.419	1.4	3.9	.366	1.6	1.8	.889	0.1	1.5	1.6	1.5	0.5	0.1	1.2	1.8	9.7

TRANSACTIONS: Drafted by the Orlando Magic in the 1st round (11th pick) of the 2006 NBA Draft... Traded by the Orlando Magic with Gustavo Ayon and Ishmael to the Milwaukee Bucks for Tobias Harris, Doran Lamb, Beno Udrih and cash on 2/21/2013... As part of a 3-team trade on 7/10/2013, traded by the Milwaukee Bucks to the Los Angeles Clippers; the Los Angeles Clippers traded a 2016 2nd round draft pick (Marcus Paige was later selected) to the Milwaukee Bucks; the Los Angeles Clippers traded Eric Bledsoe and Caron Butler to the Phoenix Suns; the Phoenix Suns traded Jared Dudley to the Los Angeles Clippers; and the Phoenix Suns traded a 2014 2nd round draft pick (Lamar Patterson was later selected) to the Milwaukee Bucks ... Signed as a free agent with the Sixers on 7/8/2017

CAREER: Appeared in 690 games (319 starts) over 12 NBA seasons with Orlando, Milwaukee, and the Los Angeles Clippers averaging 11.9 points, 1.9 rebounds, and 1.8 assists in 24.9 minutes per game... Lifetime 41.5% shooter from beyond the arc, which ranks 6th among active NBA players and 14th all-time... Career 44.7% from the field, and 88.8% from the free throw line which is second among active NBA players and 10th all time.

2017-18: (Philadelphia): Appeared in 70 games (70 starts), averaging 17.1 points, 2.5 rebounds and 3.0 assists in 30.2 minutes per game... Season-high 31 points on Nov. 3 vs. IND (11-19 FG, 8-12 3FG)... Eight three-pointers tied his season-high, also recorded eight on Nov. 25 vs. ORL... One of three NBA players to make eight-plus three-pointers in multiple games this season... Redick's 22 20-point games are third amongst Sixers this season... Only 10 NBA players recorded more games with three three-pointers than Redick's 38... Set career-highs in points per game (17.1) and rebounds per game (2.5).

2016-17: (LAC) Appeared in 78 games (all starts) and averaged 15.0 points, 2.2 rebounds and 1.4 assists in 28.2 minutes... Led or tied for the team lead in scoring 11 times and steals 11 times... Scored in double-figures 54 times, including 18 games of 20+ points and one game of 30+ points... Ranked 5th in the NBA, shooting 42.9% from three-point range & 12th, shooting 89.1% from the free-throw line... Led the NBA with a 53.2% three-point percentage from March 16th through the end of the regular season (50+ attempts)... Made at least one three-point field goal in 77 consecutive games from 12/12/2015 through 12/4/2016, the sixth-longest streak in NBA history... Scored 10+ points in 13 straight games, from 11/4/16 at Memphis through 11/25/16 at Detroit... 12/20/16 vs. Denver, made a season-high 10 field goals and tied a season-high with seven made three-pointers... 11/25/16 at Detroit, scored 18 points in the third quarter, the highest scoring quarter of his career... 11/16/16 vs. Memphis, made seven three-pointers in the second half, his most in any career half, tying the Clippers franchise record for three-pointers made in a half (C. Butler -

11/26/12 vs. NOH, second half)...set then season-highs in points (29), eld goals (9) and three-pointers (7)... Converted seven four-point plays, bringing career total to 32, second in NBA history behind Jamal Crawford (50)... Missed one game due to rest (12/2), two games due to a sore left hamstring (12/26 & 12/28) and one game due to a right ankle sprain (3/26)... PLAYOFFS: Appeared and started in all seven games of the Clippers first round series averaging 9.1 points, 1.7 rebounds, and .9 assists in 29.4 minutes per game

2015-16: (LAC) Appeared in 75 games (all starts), and averaged 16.3 points, 1.9 rebounds and 1.4 assists while shooting career-high marks from the eld (48.0%) and the three-point arc (47.5%)... Led the Clippers in scoring 16 times...scored in double-figures 63 times, including 20+ points 23 times, 30+ points twice and one 40-point performance (1/18/16 vs. Houston)... Ranked first in the NBA with 47.5% 3PT%, the highest single-season 3PT-FG% in Clippers franchise history... Matched then career-high and then Clippers franchise record with 200 made three-pointers. Scored 1.175 points/possession on offense, second in NBA, 200+ possessions (S. Curry-1.177)...Ranked ninth in the NBA with 88.8% free throw percentage... Scoring average (16.3 points/game) is second-highest in any season of his career (2014-15: 16.4 points/game)... Since 2013-14, the Clippers have amassed a 44-9 record when Redick has scored 20+ points... Made first career game-winning buzzer beating shot on 3/24/16 vs. Portland... 1/18/16 vs. Houston, registered career-highs on 40 points and a franchise record tying nine made 3PT-FG... 12/7/15 at Minnesota, made a career-high 11 free-throws... DND on 11/12/15 at Phoenix, 11/14/15 vs. Detroit & 11/19/15 vs. Golden State due to lower back spasms... PLAYOFFS: Appeared in all six games (six starts), and averaged 13.5 points and 2.0 rebounds in 27.7 minutes.

2014-15: (LAC) Appeared in 78 games (all starts) and averaged 16.4 points, 2.1 rebounds and 1.8 assists in 30.9 minutes... Scored 10+ points 44 times, 20+ points a career-high 23 times and 30+ points once... Set Clippers single-season franchise record with 200 three-pointers and became the first Clippers' player in history to reach the mark and one of 27 players ever to record 200 three-pointers in a season... Became one of only 10 players in NBA history to shoot 90% or better from the free throw line and attempt 100 or more free throws in four plus seasons... Ranked sixth in the NBA with 2.7 points per game in rst three-minutes of rst quarter... Ranked fifth in NBA with 200 three-pointers and fth with a 43.7% three-point eld goal percentage... Made 47 consecutive free throws from 2/23 - 4/5/15, the longest streak by a Clipper in 2014-15 and the second longest streak by a Clipper since 2004-05 (J. Crawford - 58)... Finished third on the team in scoring with an average of 16.4 points per game... Ranked third in the NBA in free throw percentage at 90.1%... Among starting guards in the NBA ranked sixth in eld goal percentage at 47.7%... Posted 25 points on

CONTINUED ON PAGE 60

#9 DARIO SARIC



POSITION F
 HEIGHT 6-10
 WEIGHT 250
 YEARS PRO 1
 FROM Anadolu Efes/Croatia
 BORN 4/8/94

CAREER HIGHS

PTS	32	at CHI 3/24/17
FGM	12	at CHI 3/24/17
FGA	20	(3) vs. BOS 3/19/17
3FG	5	(2) at POR 12/28/17
3FGA	9	(2) vs. OKC 12/15/17
FTM	9	vs. GSW 2/27/17
FTA	10	(3) vs. IND 3/13/18
ORB	7	at WAS 2/25/18
DRB	11	vs. WAS 11/16/16
TRB	15	at NYK 2/25/17
AST	9	at NYK 12/21/17
STL	3	(5) at BRK 1/31/18
BLK	3	(2) at LAL 11/15/17
MIN	49:20	vs. OKC 12/15/17



NBA REGULAR SEASON STATISTICS

YEAR	AGE	TM	G	GS	MP	FG	FGA	FG%	3P	3PA	3P%	FT	FTA	FT%	ORB	DRB	TRB	AST	STL	BLK	TOV	PF	PTS
17-18	23	PHI	78	73	29.6	5.2	11.4	45.3	2	5.1	39.3	2.3	2.7	.86	2	4.7	6.7	2.6	0.7	0.3	1.9	2.1	14.6
16-17	22	PHI	81	36	26.3	4.7	11.4	.411	1.3	4.2	.311	2.1	2.7	.782	1.4	5.0	6.3	2.2	0.7	0.4	2.3	2.0	12.8
CAREER:			159	109	27.9	4.9	11.4	43.1	1.7	4.7	35.5	2.2	2.7	.82	1.7	4.8	6.5	2.4	0.7	0.3	2.1	2	13.7

TRANSACTIONS: Drafted by Orlando with the 12th overall pick of the 2014 NBA Draft... Traded by Orlando with a 2017 1st round pick to Philadelphia for Elfrid Payton on 6/26/14... Signed with Philadelphia on 7/15/16.

2017-18: Appeared in 78 games (73 starts), setting career-highs in points (14.6), rebounds (6.7) and assists (2.6) in 30.0 minutes per contest... Season-high 27 points on two occasions (Dec. 18 @ CHI & Dec. 31 @ PHX), two of his 19 20-point games this season... Brought down a season-high 14 rebounds on March 28 vs. NYK, which was one of his 13 double-doubles... Scored double-figures points in a career-long 40 consecutive games from Nov. 29 to Mar. 1, averaging 16.8 points, 7.4 rebounds and 3.1 assists in 32.2 minutes per contest over that span... Scored 20-plus points a career-high 19 times... Made at least three three-pointers in a career-high 29 games, including a career-best five on Nov. 7 @ UTA and Dec. 28 @ POR... Pulled down a career-five seven offensive rebounds on Feb. 25 @ WAS... Six games with five-plus offensive rebounds after recording one in his rookie season... Career-high nine assists on Dec. 21 vs. Toronto, one of his nine games with five-plus assists this season.

2016-17: (PHI) Appeared in 81 games (36 starts)... Averaged 12.8 points, 6.3 rebounds, and 2.2 assists in 26.3 minutes per game... Only teammate Embiid averaged more points per game among rookies... His 53 10-point games are the most in a season by a Sixers rookie since Michael Carter-Williams posted 61 such games in 2013-14... Scored in double figures 53 times to lead all NBA rookies... 105 made three pointers, second most all-time by a 76ers rookie behind Allen Iverson despite playing just over 900 fewer minutes... Brought down 10 rebounds and a season-best 32 points @ CHI on 3/24, one of his 10 double-doubles... Recorded a season high 15 rebounds on 2/25 @ NYK, one of 12 games with double-digit rebounds... Rookie of the month in Feb and Mar... Named to NBA All-Rookie first team.

INTERNATIONAL: 2015-16 (Anadolu Efes) Appeared in 61 games (44 starts)... Averaged 11.5 points, 5.6 rebounds and 1.3 assists in 23.1 minutes per game... 2014-15 (Anadolu Efes): Appeared in 65 games (50 starts)... Averaged 10.5 points, 6.5 rebounds and 2.5 assists in 24.5 minutes per game... 2013-14 (KK Cibona): Appeared in 57 games (all starts)... Averaged 16.9 points, 9.4 rebounds and 3.3 assists in 32.4 minutes per game... 2012-13 (KK Cibona): Appeared in 33 games (29 starts)... Averaged 11.6 points, 7.3 rebounds and 2.2 assists in 26.7 minutes per game... 2011-12 (KK Zagreb): Appeared in 34 games (23 starts)... Averaged 11 points, eight rebounds and two assists in 25.5 minutes per game.

OFF THE COURT: Born in Šibenik, Croatia on April 8, 1994... Represents Croatian national team in international play... Won gold medals as a member of Team Croatia at the 2010 FIBA Europe Under-16 Championship and the 2012 FIBA Europe Under-18 Championship.

#25 BEN SIMMONS



POSITION

G-F

HEIGHT

6-10

WEIGHT

230

YEARS PRO

Rookie

FROM

LSU/Australia

BORN

7/20/96

CAREER HIGHS

PTS	32	at CHI 2/22/18
FGM	13	(2) at CHI 2/22/18
FGA	24	vs. UTA 11/20/17
3FG		
3FGA	2	at TOR 10/21/17
FTM	15	vs. WAS 11/29/17
FTA	29	vs. WAS 11/29/17
ORB	6	vs. DEN 3/26/18
DRB	14	vs. CHI 1/24/18
TRB	18	vs. WAS 11/29/18
AST	15	(4) at CHA 4/1/18
STL	6	vs. PHO 12/4/17
BLK	4	at CHI 12/18/17
MIN	51:33	vs. OKC 12/15/17



NBA REGULAR SEASON STATISTICS

YEAR	AGE	TM	G	GS	MP	FG	FGA	FG%	3P	3PA	3P%	FT	FTA	FT%	ORB	DRB	TRB	AST	STL	BLK	TOV	PF	PTS
17-18	21	PHI	81	81	33.7	6.7	12.3	54.5	0	0.1	0	2.4	4.2	56	1.8	6.3	8.1	8.2	1.7	0.9	3.4	2.6	15.8
CAREER:			81	81	33.7	6.7	12.3	54.5	0	0.1	0	2.4	4.2	56	1.8	6.3	8.1	8.2	1.7	0.9	3.4	2.6	15.8

TRANSACTIONS: Selected by Philadelphia with the first overall pick in the 2016 NBA Draft.

2017-18 Appeared in 81 games (all starts), averaging 15.8 points, 8.2 assists, 8.1 rebounds and 1.7 steals in 33.7 minutes per game...12 triple-doubles, most by a rookie since Oscar Robertson recorded 26 in 1960-61... Simmons' 58 games with 10 points, five rebounds and five assists are the most by a rookie in a single season since 1963-64... Simmons is one of three rookies since 1963-64 to post 30 or more games with 15-plus points, five-plus rebounds and five-plus assists, joining Grant Hill (33) and Michael Jordan (41)... One of two rookies and 10 players overall since 1963-64 to total at least 1,200 points, 600 rebounds and 600 assists in a single season... Career-high 32 points on Feb. 22 @ CHI (13-18 FG), also recorded 11 assists and six rebounds in one of his 38 double-doubles on the season... Career-high 18 rebounds on Nov. 29 vs. WAS... Recorded career-high 15 assists on two occasions (Dec. 7 vs LAL & Mar. 4 @ MIL)... First rookie since Darren Collison in 2009-10 to record multiple games with 15-plus assists... One of six NBA players to record 13 assists in back-to-back games this season and the first rookie to do it since Phil Pressley in 2014... Simmons recorded a career-high six steals on Dec. 4 vs. PHX, one of his 40 multi-steal games...24 point-assist double-doubles are fourth in the NBA and first among rookies...Won Kia Eastern Conference Rookie of the Month honors for games played in October/November, January, February and March/April... NBA Eastern Conference Player of the Week from Apr. 2-8, first rookie to win Player of the Week since Embiid last year.

COLLEGE: (2015-16 Wayman Tisdale National Freshman of the Year (USBWA)... 2015-16 Sporting News National Freshman of the Year... 2015-16 USA Today National Freshman of the Year... 2015-16 SEC Freshman of the Year... 2015-16 First Team All-SEC... 2015-16 All-SEC Freshman Team... First Team USBWA All-American... Second Team All-American by ESPN, Sports Illustrated and Sporting News... Third Team All-American by USA Today... Simmons was the consensus National Freshman of the Year and was named the SEC Freshman of the Year in what was a phenomenal freshman campaign ... He was the first LSU freshman to win the conference Freshman of the Year award since 2006 when Tyrus Thomas was honored ... Averaged 19.2 points, 11.8 rebounds and 4.8 assists per game, which ranked in the top five in the SEC in each category ... At the end of the regular season, Simmons was ranked fourth in points (19.6), first in rebounds (11.9), third in field goal percentage (206-367, 56.1 percent), fifth in assists per game (5.0) and second in steals per game (2.0) in the SEC ... His 11.8 rebounds per game led all Division I freshmen ... One of just two freshmen in the country to average double-figure rebounds ... Led all major conference players with 23 double-doubles on the year and ranked fifth nationally ... Became the fourth freshman in the past 20 years with 40 points and 10 rebounds in a game after his performance against North Florida on Dec. 2, 2015, where he also became the first major college player to have a game of 40 points, 10 rebounds, 5 assists and 5 steals in a game in the last 20 years ... The first LSU player since Shaquille O'Neal to score at least 43 points in a game... Simmons had 18 20-point games, which was third in the SEC ... Had an active streak of 28 games in double figure scoring ... Had a five game streak of 20 points from Feb. 17 to March 1 ... Had a double-double and 10 or more rebounds in seven straight contests from Nov. 19-Dec. 16 ... Had a double-double in the last four games to close out the regular season before the conference tournament ... Became the first SEC freshman to record 20 points and 15 rebounds since Julius Randle of Kentucky in the 2013-14 season after posting 23 points and 16 rebounds against South Alabama on Nov. 19, 2015 ... With his performance against NC State on Nov. 24, 2015, Simmons was the only Division I player at the time listed as 6-10 or taller to have 10 assists and no turnovers in a game in the last 20 seasons... His 21-point, 20-rebound night against Marquette on Nov. 23, 2015, made Simmons the eighth LSU player since 1973-74 to record a 20-point, 20-rebound game ... Recorded a career-high seven steals at Kentucky on March 5, 2016, which were the most in a game since Anthony Hickey recorded eight against Texas A&M in 2013...The only LSU players to record more season free throws than Simmons' 199 are Pete Maravich and Bob Pettit ... At the conclusion of the season, Simmons was ranked eighth in LSU history with 158 season assists,

fifth in season rebounds with 388 and was just outside of the top-10 in season scoring with 632 points.

OFF THE COURT: Born on July 20, 1996 in Melbourne, Australia ... Left handed ... Nickname is "Benny" ... Parents are David and Julie Simmons ... Father played 13 seasons in the Australian National Basketball League (NBL), earning All-League honors with Melbourne in 1990 and an NBL championship with the Tigers in 1993 ... He also wore 25 and was retired by the Melbourne franchise he played with from 1989-1996 ... Also played for Newcastle, Sydney and Canberra teams in the NBL ... Served as interim head coach and assistant for the Hunter Pirates after retiring from play (2003-05) ... Ben has two other brothers - Liam and Sean; and three sisters - Olivia, Melissa, Emily ... Liam is an assistant coach at Southwest Baptist in Bolivar, Missouri ... Favorite Foods are steak and salad ...



JERRYD BAYLESS CONTINUED

... scored a career-high 31 points on 12/23 at SAC, setting a franchise record for points by a Trail Blazer making his first career start.

2008-09: (POR) Averaged 4.3 points, 1.1 rebounds and 1.5 assists in 12.4 minutes in 53 games during his rookie season ... named the Most Valuable Player of the 2008 NBA Summer League in Las Vegas, after he averaged 19.8 points in four games.

PLAYOFFS: (29 games, 2 starts) ... 2015: Averaged 6.5 points, 2.5 rebounds and 3.0 assists in the first round against Chicago ... made buzzer-beating lay-up to win the game on 4/25 vs. CHI, his first such make in the playoffs or regular season ... 4.50 assist to turnover ratio (18:4) ranked fourth in the league during the postseason ... 2013: Averaged 9.3 points, 2.0 rebounds and 2.1 assists in 21.3 minutes in 15 games ... scored a playoff career-high 19 points in Game 1 of the first round on 4/20 at LAC ... 2010: Posted 13.5 points, 2.7 rebounds and 3.8 assists in 27.7 minutes in 6 games (2 starts) against PHX in the first round ... 2009: Made his first two playoff appearances and totaled 6 points in 11 minutes.

COLLEGE: (Arizona) 2007-08: Led the Arizona Wildcats in scoring (19.7 points) and assists (4.0) while averaging 2.7 rebounds on 45.8% shooting (40.7 3P%) in 35.7 minutes in 30 games ... earned All Pac-10 Second Team and All-Freshman honors, First Team All-District honors by The National Association of Basketball Coaches (NABC) and U.S. Basketball Writers Association (USBWA), named Honorable Mention All-America by The Associated Press, and was a finalist for the Wooden Award ... became the first freshman in school history to lead Arizona in scoring, as well as the first freshman to win team MVP since Sean Elliot (1985-86) ... first player in Arizona history to score 30 points in three consecutive games ... tied the mark for most points by a freshman in a Pac-10 game with a career-high 39 on 2/10/07 vs. Arizona State

OFF THE COURT: Son of Denise Bowman and Brad Bayless ... name is pronounced JAIR-id ... has an older brother, Justin ... named to the 2009 USA Basketball Men's Select Team, though injury prevented him from participating ... tabbed for the 2008 USA Basketball Men's Select Team alongside then-Trail Blazers teammate LaMarcus Aldridge as a senior at St. Mary's, was named to the 2007 McDonald's All-American Team, the 2007 Jordan Brand All-American Classic, as well as a Parade and EA Sports All-American ... named Gatorade Arizona State Player of the Year during his junior and senior seasons at St. Mary's ... won the gold medal in the 100 meters at the 9- or 10-year old junior Olympics in Seattle ... hobbies include golf, where he has made two hole-in-ones ... on Twitter as @jerrydbayless.

MARCO BELINELLI CONTINUED

23 points on 8-13 FGs v/BOS (3/19) • Missed two games with a sprained right ankle (1/14-1/15) • Appeared in 66 games (one start) in 2009-10 (with Toronto), averaging 7.1 points, 1.4 rebounds and 1.3 assists in 17.0 minutes (.406 FG%, .380 3FG%, .835 FT%) • Scored in double figures on 21 occasions, including one 20-point night • Top scorer off the bench 22 times • Finished with a season-high 21 points (3-4 3FGs) and five rebounds @ IND (2/2) • Missed six games due to injury • Averaged 8.9 points, 1.7 rebounds and 2.1 assists in 21.0 minutes (.442 FG%, .397 3FG%, .769 FT%) in 42 games (23 starting assignments) in 2008-09 (with Golden State) • As a starter, put up 11.3 points, 2.9 assists, 2.1 rebounds and 1.0 steals (.416 FG%, .398 3FG%, .825 FT%) • Scored 10-plus points 18 times (four 20-point nights) • Tallied 27 points, six assists and three rebounds @ ATL (12/19) • Missed 23 games with a sprained right ankle (1/14-2/12 and 3/20-4/1) • As a rookie in 2007-08, played in 33 games off the bench, averaging 2.9 points in 7.3 minutes (.387 FG%, .390 3FG%, .778 FT%) • Scored in double-figures two times • Tallied a season-high 17 points, hitting 5-6 3FGs v/SEA (4/16).

PLAYOFF HISTORY: Has played in 48 career postseason contests (13 starts) with the New Orleans Hornets, Chicago and San Antonio • Owns career playoff averages of 7.9 points, 2.2 rebounds and 1.3 assists in 20.2 minutes (.425 FG%, .383 3FG%, .903 FT%) • Shot .513 FG%, .467 3FG% and .846 FT% on his way to averaging 9.3 points, 1.9 rebounds and 1.4 assists in 16.6 minutes in seven games for San Antonio in 2015 • Knocked down a postseason career-high seven 3FGs on his way to 23 points, two rebounds, one assist and one steal v/LAC (4/30) • Appeared in all 23 games for the NBA Champion Spurs in 2014 • Recorded 5.4 points and 2.3 rebounds in 15.5 minutes (.444 FG%, .421 3FG%, .955 FT%) • Scored in double-figures twice, including 19-point effort (7-9 FGs, 3-5 3FGs, 2-2 FTs), while adding three rebounds, one assist and one steal v/POR (5/6) • In the 2013 playoffs with the Bulls, averaged 11.1 points, 2.9 rebounds and 2.6 assists in 27.1 minutes (.411 FG%, .340 3FG%, .879 FT%) in 12 games (seven starting assignments) • Scored in double-figures six times, including two 20-point efforts • Had a playoff career-best 24 points on a postseason career-high tying 8-14 FGs, 3-6 3FGs and 5-5 FTs, while adding six rebounds, two assists and one steal in 41 minutes @BKN (5/4) • Tallied 22 points (postseason career-high tying eight FGM), a playoff career-high seven assists, five rebounds and one steal 46 minutes v/BKN (5/2) • Saw action in six games (all starts) for New Orleans in 2011, averaging 9.7 points in 28.8 minutes (.365 FG%, .308 3FG%, 1.000 FT%) • Scored in double-figures twice, including a 21-point night on a postseason career-high tying 8-14 FGs, 3-5 3FGs, 2-2 FTs @LAL (4/26) • CAREER PLAYOFF HIGHS: 24 pts v/BKN (5/4/13), 7 rebs (3x), 7 assts v/BKN (5/2/13), 2 stls v/LAL (4/28/11), 8 FGM (3x), 7 3FGM v/LAC (4/30/15), 6 FTM @BKN (4/20/13), 46 mins (2x).

INTERNATIONAL CAREER: Played professionally in Italy from 2002-2007 with Virtus Bologna (2002-03) and Fortitudo Bologna (2003-07) • Saw action in 33 games for Fortitudo Bologna in 2006-07 in the Serie A League, averaging 16.0 points, 2.0 steals, 1.8 rebounds and 1.4 assists • Averaged 12.8 points, 1.9 rebounds and 1.3 assists in 13 Euroleague games • Played in 47 games in 2005-06 in the Serie A League, averaging 13.2 points, 1.7 assists, 1.4 steals and 1.3 rebounds • Saw action in 19 Euroleague games, with averages of 13.3 points, 1.6 boards and 1.0 assists • In 2004-05 appeared in 44 games in the Serie A League, averaging 6.7 points and 1.0 steals • In 20 Euroleague games, averaged 4.2 points and 1.2 rebounds • In 2003-04, averaged 4.5 points in 34 Serie A League games and 3.0 points in 16 Euroleague contests • Played in 22 games for Virtus Bologna in the Serie A League in 2002-03, averaging 1.9 points, while putting up 5.6 points and 1.3 rebounds in eight Euroleague outings.

PERSONAL INFO: Full name is Marco Stefano Belinelli • Born on March 25, 1986, in San Giovanni in Persiceto, Italy • Name is pronounced Mark-o bell-uh-nell-ee • Nicknamed "Beli" by his childhood friends • Attended the 2007 NBA Draft in New York, marking his first trip to the United States • Obtained a driver's license for the first time in his life in the summer of 2008 • Did not drive in Italy or during his rookie season in the NBA • Says that if not playing professional basketball he would work in the fashion industry • Has a personal website, <http://marcobelinelli.it>.

Player Roster

ERSAN ILYASOVA CONTINUED

10.8 rebounds, while shooting .638 from the floor and .667 from three-point range • Missed five games due to injury • Appeared in 60 contests (34 starts) in 2010-11, averaging 9.5 points and 6.1 rebounds in 25.1 minutes (.436 FG%, career-best .894 FT%) • Scored in double-figures 27 times and had 20-plus points four times • Hauled in 10-or-more rebounds on eight occasions • Recorded eight double-doubles • Missed 21 games due to a concussion and one outing due to a right eye contusion • Put up 10.4 points, 6.4 rebounds and 1.0 assists in 23.4 minutes (.443 FG%, .336 3FG%, .715 FT%) in 81 games (31 starts) during the 2009-10 campaign • Scored in double-figures 38 times, including six 20-point efforts • Missed one game due to the flu • Saw action in 66 games (14 starts) as a rookie in 2006-07, averaging 6.1 points and 2.9 rebounds in 14.7 minutes (.383 FG%, .365 3FG%, .787 FT%) • Became the youngest player to ever appear in a game for the Bucks when he made his NBA debut @DET (11/1) at 19 years and 170 days old • Also became the youngest player ever to start for the team v/IND (11/18) at 19 years and 187 days old • Scored his first NBA points v/SAC (11/14) • During the 2005-06 season, played in 46 games (19 starts) with Tulsa of the NBA G League, averaging 12.5 points, a team-high 7.0 rebounds and 1.0 assists in 28.2 minutes (.407 FG%, .349 3FG%, .707 FT%) • Ranked seventh in the G League in rebounding • Assigned to the 66ers on 11/13.

PLAYOFF HISTORY: Has seen action in 23 career postseason contests with Atlanta and Milwaukee • Owns career playoff averages of 8.3 points and 5.9 rebounds in 22.0 minutes (.400 FG%, .795 FT%) • Recorded 4.0 points and 5.2 rebounds in 15.0 minutes in six games off the bench for the Hawks in the 2017 playoffs • Had nine points and nine rebounds in 20 minutes (3-6 FGs, 3-3 FTs) @WAS (4/16) • In the 2015 playoffs with Milwaukee, put up 8.7 points and 3.8 rebounds in 23.7 minutes, while starting all six games • Scored in double-figures one time • Started all four contests in 2013, averaging 11.5 points, 7.3 rebounds, 1.8 assists and 1.3 steals in 29.3 minutes (.435 FG%, .400 3FG%, 1.000 FT%) • Scored in double-figures twice, including a playoff career-best 21 points (9-14 FGs, 2-3 3FGs, 1-1 FTs) @MIA (4/23), while adding six rebounds and one assist • Had postseason career-bests of four assists and three steals, also finishing with 15 points, eight rebounds and one block @MIA (4/25) • Saw action in seven games of the first round series against Atlanta in 2010, posting 9.7 points and 7.6 rebounds in 22.4 minutes (.480 FG%, .357 3FG%, .833 FT%) • Scored in double-figures five times and had two double-doubles • Tallied 13 points, a postseason career-high 15 rebounds, one steal and one block @ATL (4/20) • CAREER PLAYOFF HIGHS: 21 pts @MIA (4/23/13), 15 rebs @ATL (4/20/10), 4 assts v/MIA (4/25/13), 3 stls v/MIA (4/25/13), 1 blk (5x), 9 FGM @MIA (4/23/13), 2 3FGM (2x), 5 FTM @ATL (5/2/10), 33 mins v/MIA (4/25/13).

INTERNATIONAL CAREER: Played for host Turkey at the 2010 FIBA World Championships • Grew up playing for Ulker Spor Kulubu Istanbul youth team in Turkey • Was a member of the Turkish Cadets National Team and the Turkish Junior National Team • During the 2011 postseason, appeared in eight games with Anadolu Efes of the Turkish Basketball League, averaging 13.4 points, 6.8 rebounds and 1.4 steals, while shooting .435 3FG% • Also played in eight Euroleague contests, averaging 9.5 points, 5.5 rebounds, 1.5 steals and 1.5 blocks • In 2008-09, appeared in 31 regular season games with FC Barcelona, averaging 10.5 points, 7.6 rebounds and 1.1 steals in 22.3 minutes, while shooting .523 from the floor and .456 from three-point range • Also played in 22 Euroleague contests, recording 10.5 points and 7.0 rebounds (.486 FG%, .403 3FG%) • Saw action in 33 regular season games with FC Barcelona in 2007-08, posting 6.2 points and 2.9 rebounds • Also played in 22 Euroleague contests, averaging 6.1 points and 4.7 rebounds in 18.0 minutes • Played with Ulker of the Turkish Basketball League, in 2004-05 putting up 3.9 points and 3.5 rebounds in 12.4 minutes • Also saw time in six Euroleague contests, scoring 1.6 points • In 2003-04, played for Yesilyurt Istanbul in the Turkish second division • Played in the 2004 European Championship for Junior Men (U18), averaging 17.4 points, 9.0 rebounds and 1.0 steals in 25.8 minutes in five outings • Won a silver medal at the 2003 European Championship for Cadets (U16) • Averaged 20.5 points, 10.0 rebounds and 3.3 steals in 26.0 minutes in four contests during the Challenge Round.

PERSONAL INFO: Son of Enver and Irailiye Ilyasova • Married to Julia Ilyasova and they have two daughters and one son • Has one sister named Nelly • Speaks multiple languages fluently • Began playing basketball professionally at age 15 • Besides Turkish cooking, his favorite food is Italian and steak • Favorite sport other than basketball is baseball • Loves to swim • In his early teens, participated in track, running the 400 meters and other short distances • Enjoys listening to classical music and his favorite performer is Sarah Brightman • Favorite movie is "Lord of the Rings: The Return of the King."



AMIR JOHNSON CONTINUED

2013-14: (TOR) Appeared in 77 games (72 starts), averaging 10.4 points, 6.6 rebounds and 28.8 minutes...Finished in the Top 10 in the NBA in field goal percentage for a second consecutive year, fifth at .562 (344-612) (eight in 2012-13)...Led the team in total blocks with 88...Left the Apr. 2 game vs. Houston at the 9:02 mark of the first quarter with a sore right ankle and missed the next three games (Apr. 4-9)...Scored the game-winning basket with 7.1 seconds remaining vs. Boston on Mar. 28...Played in his 500th NBA game and logged a career-high 50 minutes vs. Oklahoma City on Mar. 21; recorded 25 points and 12 rebounds against the Thunder...Scored in double figures in eight straight games (Mar. 9-21) averaging 17.0 points...Scored 20 points vs. Phoenix on Mar. 16 and also passed Antonio Davis (405) for third on the Raptors' all-time blocks list...Missed two games (Feb. 10-12) with a sore right ankle...Attempted a career-high 20 field goals vs. Orlando on Jan. 29 en route to 22 points with 11 rebounds for his ninth double-double...Totaled 17 points and eight rebounds at Miami on Jan. 5; passed Andrea Bargnani (2,095) for third on the Raptors' all-time rebounds list...Averaged 13.8 points, 8.3 rebounds and 1.4 blocks during 14 games in December...Scored in double figures in nine straight games Dec. 3 through 22, averaging 18.0 points...Matched his season-high with 13 rebounds at Oklahoma City on Dec. 22...Collected a season-high 13 rebounds vs. Charlotte on Dec. 18...Set career highs with 32 points and 14 field goals made at L.A. Lakers on Dec. 8...Started the first 15 games of the season before coming off the bench Dec. 1-6, then started the next 32 games before being sidelined Feb. 10 by a sore right ankle...Recorded his 500th career block at Philadelphia on Nov. 20...Grabbed 10-plus rebounds in three consecutive games Nov. 8-11, averaging 10.7 boards...Became the 10th player in Raptors history to appear in 300 games on Oct. 30 vs. Boston...PLAYOFFS: Was third on the team in scoring (11.0) and rebounding (6.0) in seven starts in the first-round series versus the Nets...Led the team in field goal percentage at .654 (34-52)...Scored in double figures four times and had 10-plus rebounds once...Totaled 16 points (8-10 FG) and nine boards in a Game 2 victory at Air Canada Centre on Apr. 22...Was 7-11 FG en route to 17 points in Game 4 at Brooklyn on Apr. 27...Recorded a double-double with playoff highs of 20 points (9-12 FG) and 10 rebounds in Game 7 on May 4 at Air Canada Centre.

2012-13: (TOR) Posted career highs in points (10.0), rebounds (7.5), assists (1.5), steals (1.0), blocks (1.4) and minutes (28.7) in 81 games...Ranked eighth in the NBA with a .554 (336-for-606) field goal percentage...One of 10 players in the NBA to gather 200-plus offensive rebounds and block more than 100 shots...Scored 20-plus points on five occasions...Led the team with 15 double-doubles...Grabbed double-digit rebounds 20 times...DND for one game...Averaged 12.2 points, 9.5 rebounds, 1.8 blocks and 34.8 minutes in 36 starts...Recorded a season-high six blocks at Atlanta on Apr. 16 with five in the first quarter matching a team record for blocks in a quarter...Scored a season-high 24 points and matched a season best with 10 field goals made vs. Chicago on Apr. 12...Averaged 11.5 points and 9.3 rebounds during 15 games in March...Scored 18 points and collected a game-high 18 rebounds vs. Miami on Mar. 17...Grabbed a career-high 21 rebounds vs. Charlotte on Mar. 15 and became the eighth player in team history to record a 20-plus rebound game...Scored 17 points (with a career-high 19 FGAs) and corralled a game-high 16 rebounds vs. Cleveland on Mar. 10...Came off the bench to record 23 points, shooting a team-record 10-for-10 from the field, with 15 rebounds at Golden State on Mar. 4, became first player in NBA history to come off the bench to record 10-plus rebounds and shoot a perfect 10-for-10 from the field...Blocked at least one shot in a career-high 15 consecutive games (Jan. 20-Feb. 20)...Earned his 10th double-double of the season at Indiana on Feb. 8 and scored the game-tying basket as time expired in regulation...Recorded a career-high five steals vs. Miami on Feb. 3...Had 19 points and 16 rebounds vs. the L.A. Clippers on Feb. 1...Poured in 19-plus points in three-of-four games (Jan. 6-13) ... Scored 22 points and added 14 rebounds vs. Milwaukee on Jan. 13...Made his first start of the season vs. Oklahoma City on Jan. 6 and tallied 19 points...Blocked five shots vs. Houston on Dec. 16...Suspended one game (Dec. 12)...Ejected with 5:01 left in the third quarter at Portland on Dec. 10

2011-12: (TOR) Contributed 71 points, 6.4 rebounds and 24.3 minutes in 64 outings...Averaged 7.7 points, 6.8 rebounds and 25.9 minutes in 43 starts...Shot a team-best .576 (196-for-340) from the field...Led the Raptors on the glass in 19 contests...Totaled 10-plus rebounds on 14 occasions, with eight double-doubles (second on team, Calderon)...Logged a season-high 40 minutes vs. Boston on Apr. 13...Recorded 12 points and game-high 12 rebounds vs. Miami on Mar. 30 for his eighth double-double...Did not dress on Mar. 5 vs. Orlando due to a sore right knee...Set a career high with 13 defensive rebounds vs. Golden State on Mar. 4...Dished out a season-best four assists and tied season highs with five blocks and two steals at New Orleans on Feb. 29...Grabbed a season-high 15 rebounds vs. Charlotte on Feb. 15...Blocked a season-high five shots vs. New York on Feb. 14...Collected 10-or-more rebounds in four consecutive games (Jan. 6-10) for the second time in career (Last: Feb. 2-9, 2011)...Made first three-point basket since rookie season (2005-06) on Jan. 11 vs. Sacramento...Scored a season-high 19 points vs. Minnesota on Jan. 9...Recorded a double-double with 13 points and 13 rebounds opening night at Cleveland on Dec. 26.

2010-11: (TOR) Averaged career highs in points (9.6), rebounds (6.4), minutes (25.7) and starts (54)...Shot .568 (281-495) from the field...Averaged 9.9 points, 6.6 rebounds and shot .564 (225-of-399) from the field in 54 games as a starter...Led the team in blocks (88)...Paced the club on the boards 17 times...Had 15 games of 10 or more rebounds and 11 double-doubles...Missed the last five games (Apr. 6-13) due to a sore left ankle...Scored the game-winning basket with 1.4 seconds remaining at Oklahoma City on Mar. 20...Returned to the starting lineup vs. Washington on Mar. 18 after missing the previous three games (Mar. 11-16) due to a sprained left ankle...Blocked a career high-tying seven shots and added 10 rebounds vs. New Orleans on Mar. 1...Averaged 12.0 points, 8.4 rebounds, 1.9 blocks and shot .602 (50-of-83) from the field in February...Shot a perfect eight-for-eight from the field vs. Chicago on Feb. 23, becoming the fifth player in team history to go perfect from the field with at least eight shot attempts...Did not play on Feb. 11 vs. Portland due to a sprained right ankle, ending his streak at 135 consecutive games played as a Raptor...Scored 10-plus points in nine consecutive games (Jan. 21-Feb. 4)...Had 19 points and 12 rebounds, with a career-high six assists vs. Minnesota on Feb. 4...Averaged 12.1 points, 7.3 rebounds and shot .637 (86-for-135) from the field during 17 games in January...Scored a season-high 24 points and tied a career-high with nine free throw attempts vs. Milwaukee on Jan. 28...Played a career-high 42 minutes at Dallas on Dec. 28 despite suffering from back spasms...Had a career-high 16 rebounds, a career high-tying three steals, and 22 points vs. New York on Dec. 5...Set career highs in free throws made and attempted shooting a perfect nine-of-nine vs. Boston on Nov. 21, connecting on two free throws with 2.7 seconds remaining to give the Raptors a 102-101 victory...Recorded 15 rebounds, nine on the offensive end, along with 12 points at the L.A. Lakers on Nov. 5 for the teams' first double-double of the season.

2009-10: (TOR) Averaged then career highs in points (6.2), rebounds (4.8) and minutes (17.7) while appearing in a career-best 82 games...One of two Raptors to see action in every game (Jack)...Scored in double-figures 21 times and posted double-digit totals on the glass five times...Posted a franchise single-season record by shooting .623 from the field (min. 200 shots), passing the previous record set by John Thomas (.577) during the 1998-99 season...Led the team in rebounds six times and bench scoring 10 times...Averaged 17.8 points, 6.0 rebounds and 33.0 minutes during five games as a starter...Averaged 18.8 points, 5.5 rebounds and 33.5 minutes in the final four games of the season...Played a season-high 40 minutes vs. New York on Apr. 14...Set a career high with 26 points and matched career highs in field goals made (10) at Detroit on Apr. 12...Had 18 points and a season-high 13 rebounds at Atlanta on Apr. 9 with a career high-tying nine defensive boards...Scored 16 points and grabbed 10 rebounds for his first double-double of the season at Cleveland on Apr. 6...Made his first start on Mar. 5 vs. New York and scored 14 points...Attempted a season-high eight free throws vs. New Jersey on Dec. 18.

2008-09: (DET) Appeared in 62 games (with a then career-high 24 starts), averaging 3.5 points, 3.7 rebounds and 0.97 blocks in 14.7 minutes...In 24 games as a starter, averaged 4.8 points, 4.9 rebounds and 1.04 blocks in 19.6 minutes...In 38 games off the bench, averaged 2.7 points, 3.0 rebounds and 0.88 blocks in 11.6 minutes...Shot .642 (52-for-81) as a starter and .548 (45-for-82) as a reserve...Led the team for a second consecutive season in field goal percentage at .595...Scored 10-plus points four times...Played 20-plus minutes in 16 games, averaging 6.9 points,

Player Roster

AMIR JOHNSON CONTINUED

6.7 rebounds, 0.50 steals, 1.69 blocks and 25.0 minutes...Grabbed 102 offensive rebounds...Paced the Pistons in rebounding four times...Grabbed five-plus rebounds 21 times, including a season-high 14 rebounds in a season-best 38 minutes vs. Sacramento on Jan. 2...Tallied a season-high four blocks at Milwaukee on Dec. 27...Blocked two or more shots in 17 games...Tied his season-high with 12 points vs. New York on Nov. 26...Equalled his career high with three steals at Toronto on Nov. 5...Posted a season high-tying 12 points at Charlotte on Nov. 3...PLAYOFFS: Appeared in three games, totaling two points and three rebounds in 13 minutes.

2007-08: (DET) Saw action in 62 games, averaging 3.6 points, 3.8 rebounds and 1.32 blocks in 12.3 minutes...Led the team in field goal percentage at .558...Paced the team in scoring once and rebounds five times...Scored 10-plus points three times...Played 20-plus minutes in 11 games averaging 7.1 points, 7.4 rebounds, 2.82 blocks and 24.4 minutes...Scored a season-high 14 points (5-6 FG, 4-4 FT) with nine rebounds vs. New York on Apr. 8...Grabbed five-plus rebounds 23 times, including a season-high nine rebounds on five occasions...Posted a career-high seven blocks in a season-high 31 minutes on Feb. 13 vs. Indiana...Blocked three or more shots in nine games...PLAYOFFS: Saw time in eight games, averaging 2.6 points and 1.6 rebounds in 5.4 minutes...Recorded playoff career highs in points (10) and rebounds (6) at Philadelphia on May 1.

2006-07: (DET) Appeared in eight games, averaging 5.9 points, 4.6 rebounds and 1.63 blocks in 15.5 minutes...Played a season-high 37 minutes at Boston on Apr. 18, scoring a then career-high 20 points (10-14 FG) and grabbing a season-best 12 rebounds...Played 35 minutes vs. Philadelphia on Apr. 15 and totaled 12 points, 10 rebounds, three assists and six blocks...Averaged 10.8 points, 8.0 rebounds, 2.75 blocks and 25.8 minutes over the last four games of the season...Drew nine DNP-CDs and spent 34 games on the inactive list...Made two NBA D-League assignments, averaging and averaged 18.9 points, 9.6 21 assists, 313 blocks and 35.2 minutes in 22 games with the Sioux Falls Skyforce...Recorded 10 double-doubles...Was named NBA D-League Performer of the Week for Apr. 2, averaging 27.5 points, 15.5 rebounds, 4.5 blocks, 4.0 assists and 2.0 steals...Scored in double-figures in 20-of-22 games, including a season-high 34 points (14-14 FT), with 14 rebounds, vs. Dakota on Mar. 30...Grabbed 10-plus rebounds 11 times, including a season-high 19 boards (10 offensive) Mar. 24 vs. Tulsa.

2005-06: (DET) Averaged 6.7 points, 1.3 rebounds, 1.0 assists and 13.0 minutes in three games during his rookie campaign in Detroit...Scored a season-high 18 points (6-6 FG, 2-2 3FG, 4-4 FT) with two rebounds and two assists in a season-high 18 minutes at Milwaukee on Apr. 17...Played in 17 games (12 starts) with the Fayetteville Patriots of the NBA Development League, averaging 17.2 points, 7.2 rebounds and 1.5 blocks in 27.7 minutes...Recorded four double-doubles...Grabbed a season-high 14 rebounds Apr. 8 at Florida...Twice scored a season-high 25 points at Florida on Apr. 8 and at Roanoke on Mar. 15.

HIGH SCHOOL: Named a 2005 McDonald's High School All-American...Was selected 2005 Mr. Basketball in California...Earned Los Angeles' Player of the Year honors by the Los Angeles Times...Scored 17 points (8-11 FG) for the West squad at the Roundball Classic (2005)...Tallied seven rebounds and two blocks in 19 minutes for the West team at the McDonald's High School All-American game (2005)...Averaged 21.0 points, 15.0 rebounds and 8.0 blocks during his senior season at Westchester...Led Westchester to a state championship and a top-five national ranking.

PERSONAL: Is the last player to go directly from high school to the NBA...Is very active on Twitter and has his own tv channel, AmirTV, on his website: Amirjohnson.com...Has nearly a seven-foot wingspan...His cousin, Kevin Burnett, was a linebacker in the NFL and played for Dallas, San Diego, Miami and Oakland...Would like to study computer science in the future and learn how to design and develop computer games...Took part in the 2008 Celebrity Wheelchair Game for the Rehabilitation Institute of Michigan and the Detroit Medical Center.





JJ REDICK CONTINUED

4/1/15 at Portland to go along with a career-high tying eight rebounds in 34:48 minutes... Registered 25 points on 3/11/15 at Oklahoma City, tallying season-highs in assists with seven and steals with three in 35:13 minutes... **PLAYOFFS:** Appeared in 14 games (all starts), averaging 14.9 points, 2.1 rebounds and 1.7 assists on 43.5% shooting from three-point range in 38.6 minutes... Set franchise postseason record with 20 made three-pointers in the Clippers Western Conference Semifinals series against the Houston Rockets... had previously set the record with 15 made three-pointers in the Clippers opening round matchup with the San Antonio Spurs... 5/8/15 vs. Houston, scored a postseason career-high 31 points in Game 3... 5/17/15 at Houston, tallied four blocks, his most in any game of his professional career.

2013-14: (LAC) Appeared in 35 games (34 starts) with averages of 15.2 points, 2.1 rebounds and 2.2 assists in 28.2 minutes per game... Finished fourth on the team in scoring with 15.2 points per game... Scored 10+ points 23 times, 20+ points five times and 30+ points once... Led or tied team in scoring four times, steals eight times and assists three times... Finished first on the team in three-point field goal percentage (39.5%)... Missed 21 games due to a right hand fracture/torn ligament in right wrist (12/1/13- 1/8/14)... Missed 25 games due to a bulging disc in his lower back (21) and a sore right hip (4)(2/5/14- 4/2/14)... Recorded a then career-high 33 points on 1/15/14 vs. Dallas... Finished with 15 points on 4/6/14 vs. Lakers in addition to three rebounds and two assists in return to the starting lineup... **PLAYOFFS:** Played in 13 contests (all starts), averaging 13.3 points, 1.7 rebounds and 1.5 assists in 27.0 minutes.

2012-13: (MIL/ORL) Appeared in 78 games (13 starts) between Orlando and Milwaukee, and averaged 14.1 points and 3.8 assists, along with ... 2.2 rebounds... Averaged 12.3 points, 1.9 rebounds and 2.7 assists for the Bucks following the midseason trade... Scored in double- figures 58 times, including 19 such games in a Bucks uniform... Tallied a season-best 31 points for the Magic on 1/27/13 vs. Detroit. **PLAYOFFS:** Appeared in four playoff games for Milwaukee and averaged 7.3 points and 1.3 assists in 17.3 minutes.

2011-12: (ORL) Played in 65 games (22 starts) for Orlando, averaging 11.6 points, 2.5 assists and 2.3 rebounds in 27.2 minutes... Shot 41.8% (112-268) from three-point range and a team-best 91.1% (143-157) from the free throw line... Made 22 starts, averaging 14.8 points, 3.0 assists and 2.8 rebounds in 32.9 minutes during that span... Ranked second in the NBA in free throw percentage and 16th in three-point field goal percentage... Led (or tied) the team in scoring four times and in assists twice... Scored in double- figures 41 times and had 20+ points six times, including a then career-high 31 points on 4/25/12 vs. Charlotte (including 6-of-10 from three-point range)... Dished out a career-high nine assists on 3/11/12 vs. Indiana... Recorded at least one steal 19 times and had two or more steals six times, including a then career-high tying three steals on 4/10/12 at Washington and 4/22/12 at Denver. **PLAYOFFS:** Appeared in all five playoff outings, averaging 10.8 points, 3.2 assists and 1.0 rebounds in 24.6 minutes... Tied career playoff-high with seven assists on 5/5/12 vs. Indiana.

2010-11: (ORL) Played in 59 games (15 starts) for Orlando, averaging 10.1 points, 1.9 rebounds and 1.7 assists in 25.4 minutes... Shot 39.7% (87-219) from three-point range and a team-best 87.5% (112-128) from the free throw line... Scored in double- figures 32 times and had 20+ points four times... Missed 23 total games due to injury/illness: Missed two games on the Inactive List (11/15/10-11/18/10) due to back spasms, missed three games (12/1/10-12/4/10) due to a stomach virus, missed one game (1/31/11) due to a left shoulder contusion and sat out 17 games (3/11/11-4/13/11) due to a lower abdominal strain. **PLAYOFFS:** Played in six postseason games, averaging 6.7 points, 1.8 rebounds and 1.0 assists in 20.0 minutes.

2009-10: (ORL) Played in 82 games (9 starts) for Orlando, averaging 9.6 points and 1.9 assists in 22.0 minutes... Shot a team-best 40.5% (111-274) from three-point range and a team-best 86.0% (191-222) from the free throw line... Made nine starts, averaging 13.0 points, 2.9 assists and 2.7 rebounds in 35.1 minutes... Ranked 17th in the NBA in free throw percentage and 17th in three-point field goal percentage... Led (or tied) the team in scoring twice and in assists five times... Scored in double- figures 40 times and had 20+ points in four games... **PLAYOFFS:** Appeared in all 14 playoff games, averaging 7.5 points, 1.7 rebounds and 1.4 assists in 19.2 minutes... Tallied 16 points and five rebounds on 5/18/10 vs. Boston... Recorded career playoff-high three steals on 5/28/10 at Boston.

2008-09: (ORL) Appeared in 64 games with Orlando, averaging 6.0 points, 1.7 rebounds and 1.1 assists in 17.4 minutes... Made five starts, averaging 6.6 points, 2.2 rebounds and 1.4 assists in 28.8 minutes... Shot 37.4% (67-179) from three-point range and 87.1% (81-93) from the free throw line... Scored in double- figures 15 times... Hit game-tying three-pointer with 8.1 seconds left on 2/17/09 vs. Charlotte... Made first career start on 1/18/08 vs. Toronto, tallying 10 points, three rebounds and one steal in 34 minutes. **PLAYOFFS:** Played in 16 playoff outings (eight starts), averaging 6.0 points, 1.9 assists and 1.2 rebounds in 20.4 minutes, helping the Magic reach the NBA Finals... Dished out a playoff career-best seven assists on 5/10/09 vs. Boston.

2007-08: (ORL) Played in 34 games for the Magic, averaging 4.1 points in 8.1 minutes... Shot 39.5% (17-43) from three-point range. • Scored in double- figures six times... On the Inactive List a total of seven times: six times due to back spasms (11/6/07-11/14/07) and once due to personal reasons (3/10/08)... DNP-CD in 41 games... **PLAYOFFS:** Appeared in two playoff games, pulling down one rebound in 10 minutes of action.

2006-07: (ORL) Played in 42 games for Orlando, averaging 6.0 points and 1.2 rebounds in 14.8 minutes... Shot 38.8% (38-98) from three-point range and 90.0% (54-60) from the free throw line... Ranked among NBA rookies in three-point field goal percentage (fifth), assists (T-16th) and scoring (18th). • Scored in double- figures nine times... Made his NBA debut on Nov. 25 vs. Atlanta, recording two points, one rebound and one assist in three minutes. **PLAYOFFS:** Appeared in one playoff game, tallying three points and two assists in 11 minutes on 4/28/07 vs. Detroit.

OFF THE COURT: Participated in the NBA Cares Day of Service in New York and Toronto during All-Star Weekend... Hosted local jewelry shopping event to benefit Children's Miracle Network... Hosted local youth at home games during the 2014-15 season as part of his PlayerZone... Participated in a "Play for Peace" basketball clinic at the Seeds of Peace International Camp in Otisfield, Maine during the summer of 2006... The camp welcomed Israeli, Palestinian, Egyptian, Jordanian and American youth... Took part in the Clippers Teamwork at the Table Thanksgiving event at St. Joseph Center in Venice where he helped distribute food basket and turkeys to over 300 families during the 2013-14 season... Participated with Ralphs, ProCamps and the Boys & Girls Club to host youth basketball camps during the summer of 2014... Participated in Feed the Children, helping to distribute food and personal care boxes to 1,600 families in Los Angeles... Worked with the Salvation Army Siemon Family Youth and Community Center to distribute gifts to children during the holiday season... Full name is Jonathan Clay Redick... Son of Ken and Jeanie Redick... His father's background as a stoneware potter led to his middle name of "Clay"... With wife Chelsea, has two sons, Knox (2) and Kai (born August 2016)... Majored in history and minored in cultural anthropology while at Duke... His older twin sisters, Alyssa and Catie, both played college basketball for four years at Campbell University, also has a younger brother, David, and a younger sister, Abby... Enjoys writing poetry, collecting watches and listening to alternative and hip-hop music... Played for USA Basketball in the 2005 FIBA Under-21 World Championship, 2005 Global Games and 2003 FIBA Men's Junior World Championship... Member of the 2006-08 USA Men's Senior National Team program... Hosts The Vertical Podcast with JJ Redick every week in a partnership with Yahoo! Sports and D'igital Media... Has made multiple appearances as a guest analyst on ESPN's NBA Countdown & The Jump with Rachel Nichols... Threw out the first pitch at the L.A. Angels game in July 2016... Follow Redick on Twitter: @JJRedick.

YEAR IN REVIEW





NOTES

The Philadelphia 76ers finished the 2017-18 with a record of 52-30, good for third place in the Eastern Conference. The third-place finish in the Eastern Conference was their best since 2000-01. Finishing 22 games over .500, 2017-18 was Philadelphia's best finish in a regular season since it finished 30 games over .500 in 2000-01.

The team closed out its season winning its final 16 games, setting an NBA record for longest winning streak heading into the playoffs. According to Elias Sports Bureau, the previous-longest streak was a 15-game stretch by the Rochester Royals to close out the 1949-50 season.

The 76ers finished the season 30-11 at home and 22-19 on the road. The 30 home wins were the most in a season by Philadelphia since posting 30 in 1988-89, while the 22 home wins were the most since 2002-03 (23). The 76ers' 30-11 (.732) home record was the second-best in the Eastern Conference and tied for the fifth-best in the NBA and the team's road record was third in the East and sixth in the league.

Philadelphia used 14 different starting lineups throughout the 2017-18 regular season. Its most frequently-used lineup was Robert Covington (forward), Dario Šarić (forward), Joel Embiid (center), JJ Redick (guard) and Ben Simmons (guard). This group appeared in the starting lineup in 47 games this season, and the team held a record of 32-15 in those games.

- This lineup outscored its opponents by a league-leading 269 points on the season. No other five-man lineup outscored its opponents by more than 169 points (Toronto's O.G. Anunoby, DeMar DeRozan, Serge Ibaka, Kyle Lowry and Jonas Valanciunas).

The 76ers finished the 2017-18 regular season ranked in the top 10 in the league in the following statistical categories:

STAT	LEAGUE RANK	STAT	LEAGUE RANK
RPG	1st	DEF. RATING	3rd
REBS	1st	DEFLECTIONS/G	4th
DEF. RPG	1st	NET RATING	4th
DREBS	1st	FGM/G	5th
OPP. FG PCT	1st	2ND CHANCE PTS/G	5th
APG	2nd	SPG	7th
ASSISTS	2nd	STEALS	7th
ASSIST PCT	2nd	PTS/G	7th
LOOSE BALLS REC./G	2nd	POINTS	7th
OPP. 3P PCT	2nd	PITP/G	8th
OFF. RPG	3rd	FG PCT	8th
OREBS	3rd	BLK/G	T-9th

During the 2017-18 regular-season, the 76ers scored a total of 9,004 points, good for third-most in the Eastern Conference and seventh-most in the league.

- The 9,004 points represented the 44th season in franchise history, dating back 1946-47, that they had scored 8,000 or more points in a single season.
- The 44 8,000-point season were tied for the seven-most in league history, dating back to 1946-47, with Oklahoma City (44). The only franchises with more 8,000-point seasons are Los Angeles (Lakers) (56), Sacramento (54), Golden State (53), Boston (49), New York (45) and Washington (45).
- Philadelphia shot 50 percent or better from the field in 23 games during the regular-season. The 23 such games ranked as the 10th-most in the league and the sixth-most in the Eastern Conference this season
 - The 23 games were the most the 76ers had in a regular season since they 24 such games in 2008-09. Philadelphia was 20-3 during the regular season when shooting at least 50 percent from the field.

Year in Review

NOTES

The 76ers finished the season with an average of 47.4 rebounds per game, which led the league, a full rebound more than the second-place Lakers.

- The last time Philadelphia finished the regular season with the league's highest rebounding average was 1982-83.
- The 2017-18 regular season saw the 76ers record 30 games with at least 50 rebounds. The 30 games led the league and were the most such games Philadelphia had in a regular-season since posting 33 in 1982-83.

The 76ers ended the 2017-18 regular-season with an average of 27.1 assists per game and 2,221 total assists. The average of 27.1 per game ranked first in the Eastern Conference and second in the league behind Golden State (29.3).

- The 27.1 assists per game was the most Philadelphia has averaged in a season since posting 27.6 in 1981-82. This season was the sixth in franchise history in which the 76ers posted at least 27 assists per game.
- The 76ers had 28 games this season in which they recorded 30 or more assists, which were the most in the Eastern Conference and second-most in the league behind Golden State (40). The 28 such games were the most in a season by a 76er team since 1981-82 (34).
- During the regular-season, Philadelphia had a nine-game streak of games with 30 or more assists (March 16-April 1). The nine-game streak was the longest in franchise history and it was the fourth-longest in league history, per Elias Sports Bureau.
- Philadelphia closed its season posting 34 consecutive games with at least 20 assists, dating back to Feb. 2. The streak was the second-longest in the league this season, behind a 49-game streak by Golden State.
 - In posting at least 20 assists in 34 straight games, Philadelphia notched the second-longest streak in team history behind a 38-game stretch in 1980-81 (Elias Sports Bureau).

The Philadelphia 76ers finished the 2017-18 regular-season with a defensive rating of 102.0, the third-best rating in the league and the second-best rating in the Eastern Conference. The defensive rating was the team's best since 2011-12 when the 76ers finished the season with a defensive rating of 96.6 (third in the league).

SIMMONS IS SPECIAL

Ben Simmons joined Oscar Robertson as the only two rookies ever to average at least 15.0 points, 8.0 rebounds and 8.0 assists. He was one of only three NBA players to post such averages this season, joining LeBron James and Russell Westbrook. Additional highlights from his season include:

- Posted 12 triple-doubles, the second-most ever by a rookie, behind Oscar Robertson's 26 in 1960-61. Simmons' 12 career triple-doubles were the third-most in the league this season and are tied with Kyle Lowry for the eighth-most among active NBA players. Simmons has played in 81 career games, while Lowry has appeared in 791.
- Recorded 26 games with at least 10 assists. It's the most such games ever by a Philadelphia rookie and the most such games by an NBA rookie since Brevin Knight had 26 as a rookie in 1997-98.
- Posted three straight games with 13-plus assists from March 15-19, first rookie to put together such a streak since John Wall in 2010-11. His four games with at least 15 assists were the most such games by a rookie since Jamaal Tinsley total six in 2001-02.
- Posted 24 point-assist double-doubles this season, fourth in the NBA this season and the most by a rookie since John Wall's 24 in 2010-11.
- His 661 total assists were the fourth-most ever totaled in a single season by a Philadelphia player behind only Maurice Cheeks (753 in 1985-86), Wilt Chamberlain (702 in 1967-68) and Cheeks again (667 in 1981-82).
- Put together two streaks of at least 10 straight games with 10 points, five rebounds and five assists. No other rookie since 1983 had posted a streak longer than eight games.
- Season-high 32 points (13-18 FG) on Feb. 22 at Chicago, also recorded 11 assists and seven rebounds. One of four rookies since 1963-64 to post such a stat line, joining Steph Curry, Steve Francis and Michael Jordan.



NOTES

- On March 19 vs. Charlotte, became the third rookie to record a triple-double (11 points, 15 assists and 12 rebounds) without recording a turnover. Also, third-youngest, regardless of experience, to post such a stat line

JO SHOW

Joel Embiid set career-highs in averaging 22.9 points, 11.0 rebounds and 3.2 assists per game. Embiid was the only player in the NBA (min. 50 games) this season to post such averages and the first 76er since Charles Barkley in 1991-92 to accomplish the feat. Other accomplishments include:

- Became first player since Blake Griffin and the fifth since 1963-64 to record 2,000 points and 900 rebounds in the first 90 games of his career. The previous three to do so were Shaquille O'Neal, David Robinson and Terry Cummings.
- Posted 29 games with at least 20 points and 10 rebounds. Only five NBA players recorded more such games and his 29 were the most in a season by a 76er since Charles Barkley had 27 20-10 games in 1991-92.
- Embiid, Karl-Anthony Towns, Russell Westbrook, Anthony Davis and Giannis Antetokounmpo were the only NBA players to play at least 50 games and average at least 20 points and 10 rebounds per game.
- His 38 double-doubles marked a career-high and tied Simmons for the 76ers team-high. Just 10 NBA players had more double-doubles than Embiid.
- On March 19 against Charlotte, Embiid recorded 25 points and 20 rebounds against the Hornets. He was one of nine NBA players to record such a stat line this season and the first 76er since Samuel Dalembert on Jan. 5, 2010.
- He recorded 46 points, 15 rebounds, seven assists and seven blocks on Nov. 15 at the Lakers. He became the first player in NBA history (since blocks were first recorded in 1973-74) to record such a stat line and the first 76er to score at least 40 points since Allen Iverson on Nov. 27, 2006 at Miami.
- The seven-footer blocked multiple shots in 22 games in 2017-18, which was tied with Clint Capela for the sixth-most multi-block games in the NBA this season. He finished fourth in the NBA with an average of 1.8 blocks per game.
- He was selected a start for the 2018 NBA All-Star Game in Los Angeles and made his first-ever All-Star appearance. He scored 19 points in 20 minutes of action, while collecting eight rebounds and blocking two shots as he represented Team Stephen.

SUPER DARIO

Sixers forward Dario Šarić posted 14.6 points, 6.7 rebounds and 2.6 assists, setting career-highs in all three categories this season. He posted a career-best 40-game streak with 10-plus points from Nov. 29 to Mar. 1.

Šarić made 157 three-pointers this season, up from his 106 during last year's rookie campaign. His 157 three-balls were the most in the NBA this season by a player 6' 10" or taller and are the most by a 76ers player in a single season that height or taller.

He is one of seven Sixers ever to post at least 2,100 points and 1,000 rebounds within their first two NBA seasons, joining Clarence Weatherspoon, Charles Barkley, Billy Cunningham, Chet Walker, Lee Shaffer and Dolph Schayes.

Posted a season-high 27 points vs. Chicago on Dec. 18 and again at Phoenix on Dec. 31, two of his 19 games with at least 20 points this season after recording 14 such games last year.

COV

Sixers forward Robert Covington shot a career-best .369 percent from three-point land in averaging 12.6 points per game, his fourth straight season averaging at least 12.0. Covington also averaged a career-best 2.0 assists per game.

Covington finished the season with 203 made three-pointers, which were the second-most three-pointers a 76er has ever made in a single season, behind only Kyle Korver, who made 226 in 2004-05. Covington also moved into second-place on the 76ers' all-time list with 677 threes, ranking behind only Allen Iverson (885).

He finished second on the team and ninth in the league with an average of 1.7 steals per game. The five-year veteran has posted no fewer than 105 steals in any of his last three seasons and is one of nine players in the league to do so.

Year in Review

NOTES

JJ GETS AN A

Sixers guard JJ Redick averaged career-high in points (17.1) and rebounds (2.5) per game in his first season with Philadelphia. His 193 three-pointers were the fourth-most ever made in a season by a 76er, behind only Kyle Korver (226 in 2004-05), Robert Covington (203 in 2017-18) and Dana Barros (197 in 1994-95).

The Duke product was one of only seven NBA players to make eight-plus threes in multiple games this season. Redick's 1,464 made three-pointers in his career are 30th all-time, and 13th among active players.

The veteran posted a season-high 31 points on Nov. 3 vs. Indiana, one of his two games with eight-plus three-pointers (other was Nov. 25 vs. Orlando). Redick's 22 20-point games were the third-most he's had in a season in his career.

DOMINANT FIVE

Philadelphia most frequently-used lineup was Robert Covington (forward), Dario Šarić (forward), Joel Embiid (center), JJ Redick (guard) and Ben Simmons (guard). This group appeared in the starting lineup in 47 games this season, and the team held a record of 32-15 in those games and outscored opponents by a league-leading 269 points on the season.

TERRIFIC T.J...

Sixers guard T.J. McConnell became the first 76er in team history to record a triple-double (10 points, 10 rebounds and 11 assists) while coming off the bench. Teammate Markelle Fultz joined McConnell as the second Philadelphia player ever to do so in the final game of the season.

McConnell's 290 assists as a reserve this season were third in the NBA, behind only Dallas' J.J. Barea and the L.A. Clippers' Lou Williams. His 89 steals led all reserves and are the most by a 76ers reserve in a single season since Thaddeus Young recorded 88 in 2010-11.

Since entering the league in 2015, no NBA player has more steals off the bench than McConnell's 203; the next closest player is Andre Iguodala, who has 196. His 697 bench assists are second only to Barea during that span.

MARCO ARRIVES

Sixers guard Marco Belinelli signed with Philadelphia on Feb. 12 and made his debut two days later against Miami. The first Italian ever to suit up for the 76ers helped lead a 24-point comeback against the Heat on Feb. 14, making all three of his three-pointers and scoring 11 points in the final quarter.

Since making his debut on Feb. 14, Belinelli scored 367 points which ranked fourth-most among NBA reserves over that span. Only Buddy Hield (61) and Wayne Ellington (60) made more threes than Belinelli's 54 from Feb. 14-April 11.

Belinelli scored in double-figures in 24 of his 28 games with the Sixers and made at least one three-pointer 26 times.

WELCOME BACK TO A FAMILIAR FACE:

Sixers forward Ersan Ilyasova rejoined the Sixers after signing with the team on March 1. Since making his debut against the Cavaliers on that date, Ilyasova drew a league-leading 12 charges and averaged 10.8 points and 6.7 rebounds in 24.1 minutes per game.

He posted averages of 14.8 points and 9.6 rebounds on 44.6 percent shooting in his final eight games (three starts) of the season. The native of Turkey posted four consecutive double-doubles between April 3-8, the second-longest streak of his career. Six of his seven double-doubles this season came in a Sixers uniform.

Ilyasova matched a season-high with 26 points (8-16 FG, 4-8 3FG) at Atlanta on April 10. The 26 points were the most scored in a game by a 76ers reserve this season.



NOTES

BENCH POINTS

- Jerryd Bayless scored a season-high 18 points on Oct. 20 vs. Boston and recorded three games with at least four-three pointers this season.
- Justin Anderson scored double-digit points in eight games and made multiple three-pointers in 11 games. Scored a season-high 25 points (5-12 3FG) in the season finale against Milwaukee, setting career-highs in field goals (nine) and three-point field goals (five).
- Markelle Fultz became the first player to have 10-plus points and eight assists in 15 minutes or less since Danny Ainge and Tom Garrick did so as opponents on Nov. 11, 1990. The only other two players to post such a stat line are John Stockton and Walt Hazzard.
- With a 13-point, 10-rebound and 10-assist triple-double in the season finale against Milwaukee, Fultz became the youngest player in NBA history to record a triple-double.
- Richaun Holmes appeared in 48 games and recorded his lone double-double (15 points and 11 rebounds) of the season on Dec. 12 at Minnesota. He scored a season-high 19 points (8-11 FG) in the season finale against Milwaukee.
- Amir Johnson recorded one double-double and brought down 10-plus rebounds five times this season. Posted a season-high 16 points at New Orleans on Dec. 10 and also had 15 points, eight rebounds and five assists at Atlanta on April 10.
- Furkan Korkmaz made his NBA debut on Nov. 11 at Golden State. Tallied a season-high five points twice, Dec. 10 at New Orland and April 3 vs. Brooklyn.
- Timoth   Luwawu Cabarrot appeared in 52 games this season. His six three-pointers on Jan. 22 at Memphis were a career-high. He was one of five Sixers to make at least six three-pointers in a single game this season
- The 76ers had 76 bench points in their win against Milwaukee on April 11. Since 1973-74, when the NBA began tracking starts, the 76 bench points are a franchise records. The previous high was 75, set on March 8, 1981 against Milwaukee (Elias Sports Bureau).

The 76ers finished the 2017-18 regular season ranked in the top 10 in the league in the following statistical categories:

PLAYER	STAT	LEAGUE RANK
Marco Belinelli	FT PCT.	4th
Robert Covington	DEFLECTIONS/G	1st
Robert Covington	DEFLECTIONS	1st
Robert Covington	STEALS	6th
Robert Covington	STLS/G	9th
Joel Embiid	BLK/G	4th
Joel Embiid	FTA/G	5th
Joel Embiid	DEF. RPG	5th
Joel Embiid	RPG	7th
Joel Embiid	FTM/G	8th
Joel Embiid	BLOCKS	T-10th
Joel Embiid	FTA	10th
Ersan Ilyasova	CHARGES DRAWN/G	2nd
Ersan Ilyasova	CHARGES DRAWN	2nd
JJ Redick	FT PCT.	6th
Ben Simmons	ASSISTS	3rd
Ben Simmons	PITP/G	4th
Ben Simmons	APG	5th
Ben Simmons	STEALS	5th
Ben Simmons	STLS/G	8th

Year in Review

SIXERS 2017-18 FINAL STATISTICS

PLAYER	-- SINGLE-GAME HIGHS --										AVERAGE PER GAME										CAREER HIGHS (C-SET, T-TIED THIS SEASON)-													
	MIN	REB	AST	ST	TO	BLK	PTS	FG	3PT	FGA	FTA	FT	FTA	REB	AST	STL	TO	BLK	PTS	FG	3PT	FGA	FTA	FT	FTA	REB	AST	PTS	FG	3PT	FGA	FTA	FT	FTA
Embiid	49	20	8	3	9	7	46	30.4	11.0	3.2	0.63	3.7	1.76	22.9	14C	24C	16C	19C	20C	8C	46C													
Redick	51	8	7	3	5	1	31	30.2	2.5	3.0	0.50	1.5	0.09	17.1	11T	27	11T	11T	8T	10	40													
Simmons	52	18	15	6	7	4	32	33.7	8.1	8.2	1.73	3.4	0.86	15.8	13C	24C	15C	29C	18C	15C	32C													
Saric	49	14	9	3	6	3	27	29.6	6.7	2.6	0.65	1.9	0.26	14.6	12	20	9	10T	15	9C	32													
Covington	49	12	5	7	5	4	31	31.6	5.4	2.0	1.71	1.6	0.90	12.6	10	21T	12	13	14	5T	31C													
Belinelli (TOT)	33	7	6	4	5	1	27	24.3	1.9	1.9	0.83	1.2	0.15	12.1	12	22	11	12	11	8	32													
Belinelli (PHI)	4	6	3	5	1	23	26.3	1.8	1.6	0.71	1.4	0.32	13.6																					
Ilyasova (TOT)	36	16	5	4	3	2	26	25.1	5.9	1.3	0.88	1.0	0.38	10.9	14	23	10	12	25	6	34													
Ilyasova (PHI)	33	16	5	3	3	2	26	24.1	6.7	1.7	0.74	1.3	0.39	10.8																				
Bayless	40	5	5	4	4	1	18	23.7	2.1	1.4	0.59	1.2	0.15	7.9	12	24	11	12	8	11	31													
Fultz	25	10	10	2	3	1	13	18.1	3.1	3.8	0.86	1.2	0.29	7.1	6C	13C	4C	8C	10C	10C	13C													
Holmes	33	11	5	3	2	4	19	15.5	4.4	1.3	0.42	0.5	0.60	6.5	11	19	6	7	14	5T	25													
McConnell	37	10	13	6	5	2	18	22.4	3.0	4.0	1.21	1.5	0.17	6.3	8C	15	5	7	10T	17	18C													
Anderson	32	10	3	2	2	1	25	13.7	2.4	0.7	0.39	0.4	0.18	6.2	9T	19	8	8	10T	7	26													
Luwamu-Cabarrot	34	5	5	1	3	1	20	15.5	1.4	1.0	0.23	0.7	0.10	5.8	8	15	7C	7C	9	5C	24													
Okafor	22	9	1	0	2	1	10	12.6	4.5	0.5	0.00	1.5	1.00	5.0	13	25	10	11	17	5	31													
Booker	25	9	5	2	3	3	16	15.0	3.7	0.8	0.48	0.6	0.33	4.7	12	19	8	14	19	6	36													
Johnson	31	13	6	3	3	4	16	15.8	4.5	1.6	0.61	0.7	0.59	4.6	14	20	9	9	21	6T	32													
Young	20	1	2	0	1	0	5	10.2	0.3	0.3	0.00	0.2	0.00	2.8	5	9	3	5	5	3	13													
McAdoo	7	2	0	0	1	1	5	6.0	0.7	0.0	0.00	0.3	0.33	2.7	6	10	7	8	9	3	16													
Korkmaz	20	3	1	1	1	1	5	5.7	0.8	0.3	0.14	0.1	0.07	1.6	2C	6C	2C	2C	3C	1C	5C													
Jackson (TOT)	17	5	2	1	3	1	4	5.3	0.8	0.6	0.33	0.7	0.07	1.1	2T	5C	3	4	5C	2T	8													
Jackson (PHI)	8	1	2	1	1	0	4	5.8	0.3	1.3	0.33	0.3	0.00	2.7																				
Drew	9	1	1	0	1	0	2	4.9	0.3	0.7	0.00	0.3	0.00	0.7	4	9	1	2	5	9	9													
Pullen	4	0	0	0	1	0	2	2.0	0.0	0.0	0.00	0.3	0.00	0.7	1C	1C	0C	0C	0C	0C	2C													
Stauskas	10	1	1	1	2	0	7.5	0.2	0.2	0.67	0.7	0.00	0.7	10	19	6	10	8	7	24														
76ERS	315	64	36	15	26	15	132	41.2	47.4	27.1	8.32	16.5	5.12	109.8	69	140	59	86	97	45	163													
OPPONENTS	315	60	35	16	22	13	135	41.2	42.2	21.7	8.50	14.3	5.09	105.3	64	148	57	74	108	44	154													

PLAYER	--FIELD GOALS--										-3-POINT FG--										--FREE THROWS--										--REBOUNDS--																																																																																																																																																																																																																																																																																																																																																																																																																																																																																																																																																																																																																																																																																																																																																																																																																																																																																																																																																																																																																																																																																																																																																																																																																																																																																																																																																																			
	G	GS	MIN	FG	FGA	PCT	FG	FGA	PCT	FT	FTA	PCT	FT	PCT	OFF	DEF	TOT	AST	PF	DQ	STL	TO	BLK	PTS	AVG																																																																																																																																																																																																																																																																																																																																																																																																																																																																																																																																																																																																																																																																																																																																																																																																																																																																																																																																																																																																																																																																																																																																																																																																																																																																																																																																																																									



* * * * *

SIXERS 2017-18 REGULAR SEASON HIGHS

PLAYER	MINUTES	FIELD GOALS	FREE THROWS	----- OFFENSIVE	REBOUNDS ----- DEFENSIVE	TOTAL	ASSISTS	STEALS	TURNOVERS	BLOCKED SHOTS	POINTS
JUSTIN ANDERSON	32 APR. 11 vs Milw.	9T APR. 11 vs Milw.	5 JAN. 28 at OKC.	5C NOV. 9 at Sac.	6 APR. 3 vs Brk.	10T NOV. 9 at Sac.	3 MAR. 24 vs Minn.	2 (2) JAN. 28 at OKC.	2 (2) APR. 11 vs Milw.	1 (7) APR. 11 vs Milw.	25 APR. 11 vs Milw.
JERRY BAYLESS	40 OCT. 30 at Hou.	7 OCT. 20 vs Bos.	6 NOV. 29 vs Wash.	2T DEC. 4 vs Phoe.	5 OCT. 30 at Hou.	5 (2) DEC. 4 vs Phoe.	5 OCT. 30 at Hou.	4T DEC. 21 vs Tor.	4 (2) at Bos.	1 (6) DEC. 31 at Phoe.	18 OCT. 20 vs Bos.
MARCO BELINELLI	33 DEC. 22 Atl.-Phi.	10 DEC. 22 at OKC.	9 (2) FEB. 2 at Bos.	2 (2) JAN. 17 vs N.O.	7 DEC. 6 at Orl.	7 DEC. 6 at Orl.	6 MAR. 30 at Atl.	4T NOV. 13 at N.O.	5 APR. 1 at Cha.	1 (12) APR. 10 at Atl.	27 DEC. 22 at OKC.
MARCO BELINELLI	32 (2) APR. 10 Phi.	9 APR. 1 at Cha.	4 (2) MAR. 28 vs N.Y.	1 (6) APR. 8 vs Dall.	4 (3) APR. 10 at Atl.	4 (4) APR. 10 at Atl.	6 MAR. 30 at Atl.	3 APR. 4 at Det.	5 APR. 1 at Cha.	1 (9) APR. 10 at Atl.	23 APR. 6 vs Clev.
TREVOR BOOKER	25 DEC. 10 at N.O.	6 DEC. 12 at Minn.	6 DEC. 10 at N.O.	5 (2) FEB. 14 vs Miami	6 DEC. 28 at Port.	9 (2) FEB. 14 vs Miami	5 DEC. 12 at Minn.	2 (3) FEB. 10 vs LA-C	3 DEC. 21 vs Tor.	3 JAN. 15 vs Tor.	16 DEC. 10 at N.O.
ROBERT COVINGTON	49C DEC. 15 vs OKC.	9 (2) NOV. 13 at LA-C	8 NOV. 13 at LA-C	5 NOV. 29 vs Wash.	11 NOV. 7 at Utah	12 (2) JAN. 24 vs Wash.	5T(3) JAN. 24 vs Chi.	7 APR. 1 at Cha.	5 (2) FEB. 6 vs Wash.	4 DEC. 7 vs LA-L	31C NOV. 13 at LA-C
LARRY II DREW	9 JAN. 24 vs Chi.	1 JAN. 29 at Milw.	0	1T JAN. 26 at S.A.	0	1 JAN. 26 at S.A.	1 (2) JAN. 29 at Milw.	0	1 JAN. 26 at S.A.	0T	2 JAN. 29 at Milw.
JOEL EMBIID	49C DEC. 15 vs OKC.	14C NOV. 15 at LA-L	16C NOV. 15 at LA-L	7C(2) MAR. 16 vs Brk.	16C MAR. 19 vs Cha.	20C MAR. 19 vs Cha.	8C DEC. 12 at Chi.	3T(2) FEB. 22 at Chi.	9C MAR. 19 vs Cha.	7C NOV. 15 at LA-L	46C NOV. 15 at LA-L
MARKELLE FULTZ	25C APR. 11 vs Milw.	6C APR. 11 vs Milw.	4C OCT. 21 at Tor.	4C MAR. 26 vs Den.	8C APR. 11 vs Milw.	10C APR. 11 vs Milw.	10C APR. 11 vs Milw.	2C(3) APR. 11 vs Milw.	3C OCT. 23 at Det.	1C(4) APR. 11 vs Milw.	13C APR. 11 vs Milw.
PLAYER	MINUTES	FIELD GOALS	FREE THROWS	----- OFFENSIVE	REBOUNDS ----- DEFENSIVE	TOTAL	ASSISTS	STEALS	TURNOVERS	BLOCKED SHOTS	POINTS
RICHAUN HOLMES	33 DEC. 12 at Minn.	8 APR. 11 vs Milw.	5 NOV. 11 at G.S.	5 DEC. 10 at N.O.	11T DEC. 12 at Minn.	11 DEC. 12 at Minn.	5T MAR. 11 at Brk.	3T APR. 4 at Det.	2 (5) APR. 10 at Atl.	4 APR. 3 vs Brk.	19 APR. 11 vs Milw.
ERSAN ILYASOVA	36 DEC. 23 Atl.-Phi.	10 DEC. 14 vs Dall.	7 FEB. 11 vs Det.	8 DEC. 2 at Brk.	12 MAR. 30 at Atl.	16 MAR. 30 at Atl.	5 APR. 6 vs Clev.	4T NOV. 30 vs Clev.	3 (5) MAR. 8 at Miami	2 (5) APR. 10 at Atl.	26 (2) APR. 10 at Atl.
ERSAN ILYASOVA	33 APR. 4 Phi.	8 (2) APR. 10 at Det.	6 APR. 10 at Atl.	5 (2) APR. 4 at Det.	12 MAR. 30 at Atl.	16 MAR. 30 at Atl.	5 APR. 6 vs Clev.	3 MAR. 11 at Brk.	3 MAR. 8 at Miami	2 (2) APR. 10 at Atl.	26 APR. 10 at Atl.
DEMETRIUS JACKSON	17C OCT. 21 Hou.-Phi.	2T(2) MAR. 21 vs Mem.	1 MAR. 22 at Orl.	2T OCT. 21 vs Dall.	3C(2) OCT. 21 vs Dall.	5C OCT. 21 vs Dall.	2T(3) MAR. 22 at Orl.	1C(5) MAR. 21 vs Mem.	3C OCT. 25 at Phil.	1C OCT. 18 at Atl.	4 (3) MAR. 22 at Orl.
DEMETRIUS JACKSON	8 MAR. 21 Phi.	2T MAR. 21 vs Mem.	1 MAR. 22 at Orl.	1 MAR. 22 at Orl.	0	1 MAR. 22 at Orl.	2T MAR. 22 at Orl.	1T MAR. 21 vs Mem.	1 MAR. 21 vs Mem.	0	4 (2) MAR. 22 at Orl.
AMIR JOINSON	31 APR. 1 at Cha.	7 APR. 10 at Atl.	5 DEC. 10 at N.O.	5 (2) DEC. 19 vs Sac.	11 NOV. 20 vs Utah	13 NOV. 20 vs Utah	6T(2) APR. 3 vs Brk.	3 NOV. 30 at Bos.	3 (3) FEB. 12 vs N.Y.	4 NOV. 20 vs Utah	16 DEC. 10 at N.O.
FURKAN KORKMAZ	20C DEC. 10 at N.O.	2C(2) APR. 3 vs Brk.	2C NOV. 22 vs Port.	1C(2) DEC. 10 at N.O.	2C(2) APR. 3 vs Brk.	3C DEC. 10 at N.O.	1C(4) APR. 11 vs Milw.	1C(2) APR. 3 vs Brk.	1C(2) MAR. 22 at Orl.	1C MAR. 24 vs Minn.	5C(2) APR. 3 vs Brk.
TIMOTHE LUNAWU-CABARROT	34 JAN. 24 vs Chi.	6 (2) JAN. 22 at Mem.	7C OCT. 30 at Hou.	2T(2) DEC. 7 vs LA-L	4 (2) DEC. 23 at Tor.	5 NOV. 27 vs Clev.	5C JAN. 28 at OKC.	1 (12) JAN. 26 at S.A.	3 (3) JAN. 22 at Mem.	1T(5) JAN. 28 at OKC.	20 JAN. 22 at Mem.
JAMES MCADOO	7 (2) JAN. 5 vs Det.	1 (2) JAN. 5 vs Det.	2 NOV. 11 at G.S.	0	2 JAN. 5 vs Det.	2 JAN. 5 vs Det.	0	0	1 NOV. 11 at G.S.	1 DEC. 23 at Tor.	5 NOV. 11 at G.S.

Year in Review

SIXERS 2017-18 REGULAR SEASON HIGHS

PLAYER	MINUTES	FIELD GOALS	FREE THROWS	----- OFFENSIVE	REBOUNDS ----- DEFENSIVE	TOTAL	ASSISTS	STEALS	TURNOVERS	BLOCKED SHOTS	POINTS
T.J. MCCONNELL	37T(2) FEB. 12 vs N.Y.	8C JAN. 15 vs Tor.	3 (2) JAN. 18 at Bos.	3 OCT. 25 vs Hou.	8 FEB. 12 vs N.Y.	10T FEB. 12 vs N.Y.	13 NOV. 25 vs Orl.	6C(2) FEB. 12 vs N.Y.	5 (2) JAN. 29 at Milw.	2T(2) DEC. 23 at Tor.	18C JAN. 15 vs Tor.
JAHLIL OKAFOR	22 OCT. 21 at Tor.	4 OCT. 21 at Tor.	2 OCT. 21 at Tor.	4 OCT. 21 at Tor.	5 OCT. 21 at Tor.	9 OCT. 21 at Tor.	1 NOV. 7 at Utah	0	2 OCT. 21 at Tor.	2 OCT. 21 at Tor.	10 OCT. 21 at Tor.
JACOB PULLEN	4C DEC. 23 at Tor.	1C DEC. 23 at Tor.	0C	0C	0C	0C	0C	0C	1C DEC. 23 at Tor.	0C	2C DEC. 23 at Tor.
JJ REDICK	51C DEC. 15 vs OKC.	11T NOV. 3 vs Ind.	11T DEC. 12 at Minn.	2 NOV. 25 vs Orl.	8T NOV. 15 at LA-L	8T NOV. 15 at LA-L	7 DEC. 2 vs Det.	3 NOV. 11 at G.S.	5 (3) MAR. 4 at Milw.	1 (6) APR. 3 vs Brk.	31 NOV. 3 vs Ind.
DARIO SARIC	49C DEC. 15 vs OKC.	10 (3) APR. 11 vs Milw.	8 MAR. 13 vs Ind.	7C FEB. 25 at Wash.	10 MAR. 28 vs N.Y.	14 MAR. 28 vs N.Y.	9C DEC. 21 vs Tor.	3T(3) JAN. 31 at Brk.	6T(2) MAR. 8 at Miami	3T NOV. 15 at LA-L	27 (2) DEC. 31 at Phoe.
BEN SIMMONS	52C DEC. 15 vs OKC.	13C(2) FEB. 22 at Chi.	15C NOV. 29 vs Wash.	6C MAR. 26 vs Den.	14C JAN. 24 vs Chi.	18C NOV. 29 vs Wash.	15C(4) APR. 1 at Cha.	6C DEC. 4 vs Phoe.	7C(3) DEC. 21 vs Tor.	4C DEC. 18 at Chi.	32C FEB. 22 at Chi.
NIK STAUSKAS	10 NOV. 30 at Bos.	1 OCT. 28 at Dall.	2 OCT. 28 at Dall.	0	1 NOV. 7 at Utah	1 NOV. 7 at Utah	1 DEC. 2 vs Det.	1 (4) DEC. 2 vs Det.	2 DEC. 4 vs Phoe.	0	4 OCT. 28 at Dall.
JAMES YOUNG	20 JAN. 29 at Milw.	2 JAN. 29 at Milw.	2 JAN. 28 at OKC.	0	1 (2) JAN. 29 at Milw.	1 (2) JAN. 29 at Milw.	2 JAN. 29 at Milw.	0	1 MAR. 21 vs Mem.	0	5 JAN. 29 at Milw.
76ERS High Games	315 DEC. 15 vs OKC.	52 APR. 11 vs Milw.	41 NOV. 29 vs Wash.	23 FEB. 14 vs Miami	50 FEB. 9 vs N.O.	64 NOV. 29 vs Wash.	36 (2) APR. 1 at Cha.	15 (2) APR. 11 vs Milw.	26 (2) MAR. 4 at Milw.	15 NOV. 15 at LA-L	132 APR. 6 vs Clev.
PLAYER	MINUTES	FIELD GOALS	FREE THROWS	----- OFFENSIVE	REBOUNDS ----- DEFENSIVE	TOTAL	ASSISTS	STEALS	TURNOVERS	BLOCKED SHOTS	POINTS
76ERS Low Games	240 (80) APR. 11 vs Milw.	31 FEB. 25 at Wash.	6 (2) MAR. 19 vs Cha.	3 JAN. 11 vs Bos.	25 (2) DEC. 10 at N.O.	32 MAR. 4 at Milw.	15 NOV. 27 vs Clev.	2 JAN. 22 at Mem.	5 MAR. 16 vs Brk.	0 OCT. 23 at Det.	86 DEC. 23 at Tor.
OPPONENTS High Games	315 DEC. 15 vs OKC.	50 NOV. 18 vs G.S.	36 DEC. 28 at Port.	22 NOV. 15 at LA-L	44 MAR. 30 at Atl.	60 DEC. 15 vs OKC.	35 FEB. 25 at Wash.	16 NOV. 20 vs Utah	22 (2) DEC. 21 vs Tor.	13 OCT. 25 vs Hou.	135 NOV. 11 at G.S.
OPPONENTS Low Games	240 (80) APR. 11 vs Milw.	30 (6) JAN. 26 at S.A.	6 APR. 8 vs Dall.	3 (4) APR. 3 vs Brk.	21 JAN. 22 at Mem.	29 FEB. 14 vs Miami	13 JAN. 18 at Bos.	3 (2) FEB. 2 vs Miami	9 (4) MAR. 19 vs Cha.	0 MAR. 2 vs Cha.	78 (2) JAN. 26 at S.A.

"C" indicates a new career-high, "T" a tied career-high.

Numbers in parentheses indicate the number of games in which a player or team has reached a given total (if more than one).



* * * * *

SIXERS 2017-18 GAME-BY-GAME RESULTS

Date	Opponent	Team/opp	Home	Road	Total	High Scoring	High Rebounds	High Assists	Opponent	Scoring	Atten.
Oct 18	@Washington	L115-120	0-0	0-1	0-1	Covington-29	Embiid-13	Simmons-5	Wall-28		20,356
Oct 20	BOSTON	L 92-102	0-1	0-1	0-2	Redick-19	Embiid-14	Simmons-5	Irving-21		20,816
Oct 21	@Toronto	L 94-128	0-1	0-2	0-3	Simmons-18	Simmons-10	Simmons-8	DeRozan-30		19,800
Oct 23	@Detroit	W 97- 86	0-1	1-2	1-3	Embiid-30	Simmons-12	Simmons-10	Jackson-16		13,709
Oct 25	HOUSTON	L104-105	0-2	1-2	1-4	Redick-22	Johnson-7	McConnell-9	Gordon-29		20,682
							Simmons-7	Simmons-9			
Oct 28	@Dallas	W112-110	0-2	2-2	2-4	Simmons-23	Embiid-9	McConnell-8	Barnes-25		19,567
						Embiid-23		Simmons-8			
Oct 30	@Houston	W115-107	0-2	3-2	3-4	Simmons-24	Johnson-10	Simmons-9	Harden-29		16,714
Nov 1	ATLANTA	W119-109	1-2	3-2	4-4	Covington-22	Simmons-13	Simmons-9	Schroder-25		20,549
Nov 3	INDIANA	W121-110	2-2	3-2	5-4	Redick-31	Simmons-11	Simmons-11	Oladipo-31		20,668
Nov 7	@Utah	W104- 97	2-2	4-2	6-4	Saric-25	Simmons-13	McConnell-8	Hood-19		16,063
Nov 9	@Sacramento	L108-109	2-2	4-3	6-5	Covington-24	Embiid-15	McConnell-6	Randolph-20		17,583
								Simmons-6			
Nov 11	@Golden State	L114-135	2-2	4-4	6-6	Redick-17	Holmes-7	Simmons-8	Durant-29		19,596
							Embiid-7				
Nov 13	@L.A. Clipper	W109-105	2-2	5-4	7-6	Embiid-32	Embiid-16	McConnell-6	L. Williams-31		19,068
								Redick-6			
Nov 15	@L.A. Lakers	W115-109	2-2	6-4	8-6	Embiid-46	Embiid-15	Simmons-10	B. Ingram-26		18,997
Nov 18	GOLDEN STATE	L116-124	2-3	6-4	8-7	Simmons-23	Saric-11	Simmons-12	Curry-35		20,848
Nov 20	UTAH	W107- 86	3-3	6-4	9-7	Simmons-27	Johnson-13	McConnell-5	Mitchell-17		20,587
Nov 22	PORTLAND	W101- 81	4-3	6-4	10-7	Embiid-28	Embiid-12	Simmons-9	Lillard-30		20,605
Nov 25	ORLANDO	W130-111	5-3	6-4	11-7	Redick-29	Embiid-14	McConnell-13	Payton-22		20,585
Nov 27	CLEVELAND	L 91-113	5-4	6-4	11-8	Embiid-30	Embiid-11	Covington-4	James-30		20,527
Nov 29	WASHINGTON	W118-113	6-4	6-4	12-8	Simmons-31	Simmons-18	Tied with-4	Oubre-22		20,492
Nov 30	@Boston	L 97-108	6-4	6-5	12-9	Saric-18	Saric-10	Simmons-7	Irving-36		18,624
Dec 2	DETROIT	W108-103	7-4	6-5	13-9	Covington-25	Simmons-10	Redick-7	Harris-27		20,562
						Embiid-25	Embiid-10				
Dec 4	PHOENIX	L101-115	7-5	6-5	13-10	Redick-25	Embiid-12	Simmons-7	Booker-46		20,564
Dec 7	L.A. LAKERS	L104-107	7-6	6-5	13-11	Embiid-33	Simmons-12	Simmons-15	B. Ingram-21		20,495
Dec 9	@Cleveland	L 98-105	7-6	6-6	13-12	Covington-19	Saric-9	Simmons-10	James-30		20,562
						Redick-19					
Dec 10	@New Orleans	L124-131	7-6	6-7	13-13	Redick-28	Saric-11	Simmons-8	Holiday-34		16,878
Dec 12	@Minnesota	W118-112(OT)	7-6	7-7	14-13	Embiid-28	Embiid-12	Embiid-8	Butler-38		14,659
								Simmons-8			
Dec 15	OKLAHOMA CITY	L117-119(3OT)	7-7	7-7	14-14	Embiid-34	Covington-10	Simmons-11	Westbrook-27		20,612
Dec 18	@Chicago	L115-117	7-7	7-8	14-15	Saric-27	Simmons-11	Simmons-10	Mirotic-22		20,796
									Dunn-22		
Dec 19	SACRAMENTO	L 95-101	7-8	7-8	14-16	Covington-17	Simmons-12	Simmons-9	Randolph-27		20,558
Dec 21	TORONTO	L109-114	7-9	7-8	14-17	Simmons-20	Saric-10	Saric-9	DeRozan-45		20,680
Dec 23	@Toronto	L 86-102	7-9	7-9	14-18	Saric-17	Embiid-8	Simmons-6	DeRozan-29		19,800
Dec 25	@New York	W105- 98	7-9	8-9	15-18	Embiid-25	Embiid-16	McConnell-4	Kanter-31		19,812
Dec 28	@Portland	L110-114	7-9	8-10	15-19	Embiid-29	Embiid-9	Simmons-8	McCollum-34		20,104
						Saric-9					
Dec 30	@Denver	W107-102	7-9	9-10	16-19	Saric-20	Covington-10	McConnell-8	Murray-31		19,599
Dec 31	@Phoenix	W123-110	7-9	10-10	17-19	Saric-27	Embiid-9	Simmons-6	Booker-32		16,983
Jan 3	SAN ANTONIO	W112-106	8-9	10-10	18-19	Simmons-26	Embiid-11	Tied with-4	Mills-26		20,642
Jan 5	DETROIT	W114- 78	9-9	10-10	19-19	Embiid-23	Embiid-9	Simmons-9	Harris-14		20,592
Jan 11	BOSTON	L103-114	9-10	10-10	19-20	Redick-22	Embiid-10	McConnell-5	Brown-21		19,078
								Embiid-5			
Jan 15	TORONTO	W117-111	10-10	10-10	20-20	Embiid-34	Embiid-11	McConnell-8	DeRozan-24		20,637
Jan 18	@Boston	W 89- 80	10-10	11-10	21-20	Embiid-26	Embiid-16	Embiid-6	Morris-14		18,624
									Horford-14		
Jan 20	MILWAUKEE	W116- 94	11-10	11-10	22-20	Embiid-29	Embiid-9	Simmons-9	Middleton-23		20,826
Jan 22	@Memphis	L101-105	11-10	11-11	22-21	Saric-22	Embiid-14	Simmons-7	Gasol-19		14,288

Year in Review

SIXERS 2017-18 GAME-BY-GAME RESULTS

Jan 24	CHICAGO	W115-101	12-10	11-11	23-21	Embiid-22	Simmons-17	Simmons-14	Portis-22	20,547
Jan 26	@San Antonio	W 97- 78	12-10	12-11	24-21	Simmons-21	Embiid-13	Simmons-7	Aldridge-18	18,418
Jan 28	@Oklahoma Cit	L112-122	12-10	12-12	24-22	Embiid-27	Embiid-10	Simmons-7	Westbrook-37	18,203
Jan 29	@Milwaukee	L 95-107	12-10	12-13	24-23	Saric-19	Saric-9	Simmons-5	Antetokounmpo-31	14,126
Jan 31	@Brooklyn	L108-116	12-10	12-14	24-24	Embiid-29	Embiid-14	Simmons-7	Dinwiddie-27	15,577
Feb 2	MIAMI	W103- 97	13-10	12-14	25-24	Simmons-20	Embiid-11	McConnell-15	Olynyk-19	20,636
Feb 3	@Indiana	L 92-100	13-10	12-15	25-25	Embiid-24	Simmons-11	Simmons-6	Bogdanovic-19	17,923
Feb 6	WASHINGTON	W115-102	14-10	12-15	26-25	Embiid-27	Embiid-13	Simmons-8	Beal-30	20,530
Feb 9	NEW ORLEANS	W100- 82	15-10	12-15	27-25	Embiid-24	Embiid-16	Simmons-8	Clark-15	20,489
Feb 10	L.A. CLIPPERS	W112- 98	16-10	12-15	28-25	Embiid-29	Embiid-16	Simmons-10	L. Williams-23	20,504
Feb 12	NEW YORK	W108- 92	17-10	12-15	29-25	Saric-24	McConnell-10	McConnell-11	Beasley-22	20,589
Feb 14	MIAMI	W104-102	18-10	12-15	30-25	Saric-19	Simmons-12	Simmons-10	J. Johnson-22	20,492
Feb 22	@Chicago	W116-115	18-10	13-15	31-25	Simmons-32	Embiid-13	Simmons-11	Portis-38	21,312
Feb 24	ORLANDO	W116-105	19-10	13-15	32-25	Embiid-28	Embiid-14	Simmons-7	Gordon-20	20,594
Feb 25	@Washington	L 94-109	19-10	13-16	32-26	Embiid-25	Embiid-10	Simmons-8	Beal-24	17,180
Feb 27	@Miami	L101-102	19-10	13-17	32-27	Embiid-23	Embiid-8	Simmons-6	Wade-27	19,600
Mar 1	@Cleveland	W108- 97	19-10	14-17	33-27	Redick-22	Embiid-14	Simmons-8	James-30	20,562
Mar 2	CHARLOTTE	W110- 99	20-10	14-17	34-27	Embiid-23	Embiid-15	Simmons-7	Walker-31	20,487
Mar 4	@Milwaukee	L110-118	20-10	14-18	34-28	Saric-25	Embiid-8	Simmons-15	Antetokounmpo-35	15,587
Mar 6	@Charlotte	W128-114	20-10	15-18	35-28	Covington-22	Simmons-8	Simmons-13	Howard-30	15,600
Mar 8	@Miami	L 99-108	20-10	15-19	35-29	Saric-20	Saric-10	Simmons-8	Whiteside-26	19,600
Mar 11	@Brooklyn	W120- 97	20-10	16-19	36-29	Embiid-21	Ilyasova-13	McConnell-6	Russell-26	16,901
Mar 13	INDIANA	L 98-101	20-11	16-19	36-30	Embiid-29	Simmons-13	Simmons-10	Turner-25	20,531
Mar 15	@New York	W118-110	20-11	17-19	37-30	Embiid-29	Saric-12	Simmons-12	Beasley-24	18,894
Mar 16	BROOKLYN	W120-116	21-11	17-19	38-30	Embiid-24	Embiid-19	Simmons-12	Hollis-Jefferson-220	20,666
Mar 19	CHARLOTTE	W108- 94	22-11	17-19	39-30	Embiid-25	Embiid-20	Simmons-15	Walker-24	20,530
Mar 21	MEMPHIS	W119-105	23-11	17-19	40-30	Tied with-15	Embiid-7	Simmons-9	Selden-18	10,411
Mar 22	@Orlando	W118- 98	23-11	18-19	41-30	Ilyasova-18	Simmons-11	Simmons-10	Purvis-19	17,881
Mar 24	MINNESOTA	W120-108	24-11	18-19	42-30	Embiid-19	Simmons-12	Simmons-13	Wiggins-16	20,668
Mar 26	DENVER	W123-104	25-11	18-19	43-30	Embiid-20	Embiid-13	Simmons-11	Barton-25	20,585
Mar 28	NEW YORK	W118-101	26-11	18-19	44-30	Saric-26	Saric-14	Simmons-10	Mudiy-22	20,655
Mar 30	@Atlanta	W101- 91	26-11	19-19	45-30	Ilyasova-21	Ilyasova-16	Simmons-11	Lee-20	16,579
Apr 1	@Charlotte	W119-102	26-11	20-19	46-30	Belinelli-22	Covington-11	Simmons-15	Monk-16	17,005
Apr 3	BROOKLYN	W121- 95	27-11	20-19	47-30	Redick-19	Ilyasova-13	Johnson-6	Kidd-Gilchrist-16	20,710
Apr 4	@Detroit	W115-108	27-11	21-19	48-30	Redick-25	Ilyasova-11	Simmons-7	Tolliver-25	18,395
Apr 6	CLEVELAND	W132-130	28-11	21-19	49-30	Redick-28	Simmons-15	Simmons-13	James-44	20,769
Apr 8	DALLAS	W109- 97	29-11	21-19	50-30	Redick-18	Ilyasova-12	Simmons-9	Barnes-21	20,846
Apr 10	@Atlanta	W121-113	29-11	22-19	51-30	Redick-28	Simmons-10	Simmons-6	Prince-27	15,673
Apr 11	MILWAUKEE	W130- 95	30-11	22-19	52-30	Anderson-25	Fultz-10	Fultz-10	Parker-25	20,659



* * * * *

SIXERS 2017-18 BREAKDOWN

	RECORD	HOME	ROAD	OT	
OVERALL	52-30	30-11	22-19	1- 1	Head Coach: Brett Brown
Atlantic	9- 7	5- 3	4- 4		Overall: 5 Years 127 Won 283 Lost .310 Pct.
Central	11- 7	7- 2	4- 5		W/Club : 5 Years 127 Won 283 Lost .310 Pct.
Southeast	14- 4	9- 0	5- 4		
EASTERN	34-18	21- 5	13-13		
Southwest	7- 3	4- 1	3- 2		
Northwest	7- 3	4- 1	3- 2	1- 1	
Pacific	4- 6	1- 4	3- 2		
WESTERN	18-12	9- 6	9- 6	1- 1	

TEAM WINNING & LOSING STREAKS:

OVERALL	HOME	ROAD
Win - 16	Win - 10	Win - 7
Long:Win - 16	Win - 11	Win - 7
Loss- 5	Loss- 5	Loss- 4
Last:Win -04/11 vsMIL 130-95	Win -04/11 vsMIL 130-95	Win -04/10 @ ATL 121-113
Loss-03/13 vsIND 98-101	Loss-03/13 vsIND 98-101	Loss-03/08 @ MIA 99-108

	WON	LOST	OFFENSE	VsOPP	HOME ATTENDANCE
Oct.	3	4			
Nov.	9	5	100+ 49-18	If Opp W/L to date:	41 Games
Dec.	5	10	100< 3-12	.500+ 26-20	833,503 Total
Jan.	7	5	Defense	.500- 26- 9	20,329 Average
Feb.	8	3	100+ 30-30		20,848 High
Mar.	13	3	100< 22- 0		39 Sellouts
Apr.	7				

After 82 games last season: W 28 L 54

MARGINS	1	2	3	4	5	6	7	8	9	10	11	12	13	14	15	16	17	18	19	20	21	22	23
Won By:	1	3		2	3	5	3	3	1	2	5	2	2	5		1	2	1	3	2	1	1	1
Lost By:	3	2	2	2	2	1	2	4	1	2	2	1		1	1	1					1	1	
	24	25	26	27	28	29	30	31	32	33	34	35	36	37	38	39	40	41	42	43	44	45	46+
Won By:				1									1	1									
Lost By:											1												

At Start Of:	OVERALL	HOME	ROAD	FG%	OVERALL	HOME	ROAD
2nd- Ahead:	43-11	26- 4	17- 7	-44%	9-15	5- 6	4- 9
-Behind:	8-16	4- 6	4-10	45-49%	23-12	12- 4	11- 8
- Tied:	1- 3	0- 1	1- 2	50-54%	17- 2	13- 1	4- 1
3rd- Ahead:	42-11	24- 5	18- 6	55-59%	3- 1	0- 0	3- 1
-Behind:	10-19	6- 6	4-13	+60%	0- 0	0- 0	0- 0
- Tied:	0- 0	0- 0	0- 0				
4th- Ahead:	44- 9	26- 4	18- 5				
-Behind:	6-21	2- 7	4-14				
- Tied:	2- 0	2- 0	0- 0				

Year in Review

GAMES MISSED DUE TO ILLNESS/INJURY

NAME	GAMES MISSED	INJURY/ILLNESS	DATES OUT
Justin Anderson	21	Tibial Stress/Syndrome/Shin Splints, Left Leg	11/18-12/25, 12/31-1/3
	8	Right Ankle Sprain	2/14-3/4
	2	Right Ankle Soreness	3/26-3/28
Jerrid Bayless	6	Left Wrist Contusion	11/7-11/18
	6	Sore Left Wrist	1/20-1/29
Trevor Booker	1	Sprained Left Ankle	12/18
Robert Covington	1	Lower Back Contusion	12/10
Joel Embiid	1	Left Knee Rehabilitation	10/21
	5	Rest – Load Management	11/7, 11/30, 12/9, 12/30, 1/29
	3	Back Tightness	12/10, 12/19-12/21
	1	Back Tightness and Load Management	12/18
	1	Right Ankle Soreness	2/14
	8	Orbital Fracture/Concussion	3/30-4/11
Markelle Fultz	20	Right Shoulder Soreness/Scapular Muscle Imbalance	10/25-12/7
	48	Right Shoulder Rehabilitation	12/9-3/24
Richaun Holmes	8	Non-Displaced Fracture, Radial Bone, Left Wrist	10/18-11/1
	2	Gastroenteritis	1/15-1/18
Demetrius Jackson	14	Left Abductor Strain	1/24-2/14, 2/24-2/25
Amir Johnson	2	Gastroenteritis	1/11, 3/28
Furkan Korkmaz	42	Lisfranc Injury, Midfoot, Left Foot	12/18-3/21
Timothé Luwawu-Cabarrot	2	Gastroenteritis	2/2-2/3
	15	Right Knee Patellar Tendinitis	3/16-4/11
T.J. McConnell	5	Sprained AC Joint, Left Shoulder	11/30-12/4, 12/9-12/10
	1	Personal	1/24
Jahlil Okafor	2	Upper Respiratory Infection	10/28, 11/13
	1	Personal	11/18
JJ Redick	3	Lower Back Tightness	10/28-10/30, 4/11
	2	Right Hamstring Tightness	12/21-12/23
	7	Left Fibula Injury	1/18-1/29
Dario Šarić	1	Left Eye Laceration/Corneal Abrasion, Right Eye	12/7
	2	Cellulitis Right Elbow	4/3-4/4
Ben Simmons	1	Left Elbow Injury	11/25
Nik Stauskas	8	Right Ankle Sprain	11/11-11/27
James Young	1	Gastroenteritis	1/22
Totals	251		





* * * * *

76ERS MISCELLANEOUS SCORING

DATE	OPP	W/L	GM	Pts	Avg	Paint	Avg	Chance	Avg	Break	Avg	Turnovers	Avg		
18-Oct	WAS	A	L	1	25	25.0	44	44.0	20	20.0	19	19.0	24	24.0	
20-Oct	BOS	H	L	2	21	23.0	40	42.0	13	16.5	4	11.5	12	18.0	
21-Oct	TOR	A	L	3	43	29.7	32	38.7	13	15.3	5	9.3	23	19.7	
23-Oct	DET	A	W	4	20	27.3	42	39.5	10	14.0	0	7.0	20	19.8	
25-Oct	HOU	H	L	5	18	25.4	48	41.2	17	14.6	10	7.6	14	18.6	
28-Oct	DAL	A	W	6	34	26.8	44	41.7	9	13.7	16	9.0	17	18.3	
30-Oct	HOU	A	W	7	40	28.7	54	43.4	10	13.1	6	8.6	17	18.1	
1-Nov	ATL	H	W	8	44	30.6	52	44.5	14	13.3	5	8.1	20	18.4	
3-Nov	IND	H	W	9	21	29.6	40	44.0	16	13.6	10	8.3	17	18.2	
7-Nov	UTA	A	W	10	23	28.9	34	43.0	10	13.2	5	8.0	21	18.5	
9-Nov	SAC	A	L	11	17	27.8	38	42.5	14	13.3	9	8.1	19	18.5	
11-Nov	GSW	A	L	12	46	29.3	52	43.3	10	13.0	14	8.6	22	18.8	
13-Nov	LAC	A	W	13	12	28.0	54	44.2	19	13.5	11	8.8	25	19.3	
15-Nov	LAL	A	W	14	21	27.5	56	45.0	10	13.2	9	8.8	15	19.0	
18-Nov	GSW	H	L	15	19	26.9	62	46.1	12	13.1	11	8.9	16	18.8	
20-Nov	UTA	H	W	16	27	26.9	66	47.4	16	13.3	6	8.8	11	18.3	
22-Nov	POR	H	W	17	26	26.9	42	47.1	14	13.4	2	8.4	18	18.3	
25-Nov	ORL	H	W	18	33	27.2	42	46.8	15	13.4	16	8.8	10	17.8	
27-Nov	CLE	H	L	19	30	27.4	54	47.2	30	14.3	4	8.5	21	18.0	
29-Nov	WAS	H	W	20	21	27.1	54	47.5	25	14.9	7	8.5	17	18.0	
30-Nov	BOS	A	L	21	30	27.2	36	47.0	17	15.0	15	8.8	13	17.7	
2-Dec	DET	H	W	22	18	26.8	36	46.5	17	15.0	5	8.6	17	17.7	
4-Dec	PHX	H	L	23	14	26.2	52	46.7	18	15.2	9	8.6	22	17.9	
7-Dec	LAL	H	L	24	13	25.7	54	47.0	11	15.0	7	8.5	25	18.2	
9-Dec	CLE	A	L	25	27	25.7	48	47.0	7	14.7	9	8.6	18	18.2	
10-Dec	NOP	A	L	26	36	26.1	60	47.5	20	14.9	18	8.9	22	18.3	
12-Dec	MIN	A	W	27	28	26.2	46	47.5	11	14.7	14	9.1	31	18.8	
15-Dec	OKC	H	L	28	25	26.1	46	47.4	15	14.8	3	8.9	13	18.6	
18-Dec	CHI	A	L	29	43	26.7	54	47.7	22	15.0	25	9.4	28	18.9	
19-Dec	SAC	H	L	30	39	27.1	32	47.1	9	14.8	10	9.5	21	19.0	
21-Dec	TOR	H	L	31	29	27.2	66	47.7	17	14.9	11	9.5	32	19.4	
23-Dec	TOR	A	L	32	33	27.4	44	47.6	5	14.6	6	9.4	28	19.7	
25-Dec	NYK	A	W	33	30	27.5	38	47.3	18	14.7	10	9.4	15	19.5	
28-Dec	POR	A	L	34	16	27.1	36	47.0	7	14.4	12	9.5	20	19.5	
30-Dec	DEN	A	W	35	40	27.5	48	47.0	2	14.1	11	9.5	12	19.3	
31-Dec	PHX	A	W	36	21	27.3	42	46.9	17	14.2	16	9.7	22	19.4	
3-Jan	SAS	H	W	37	23	27.2	46	46.9	18	14.3	7	9.6	18	19.4	
5-Jan	DET	H	W	38	29	27.2	44	46.8	9	14.1	7	9.6	15	19.2	
11-Jan	BOS	H	L	39	31	27.3	48	46.8	5	13.9	11	9.6	25	19.4	
15-Jan	TOR	H	W	40	34	27.5	58	47.1	10	13.8	15	9.8	23	19.5	
18-Jan	BOS	A	W	41	28	27.5	46	47.1	12	13.8	6	9.7	25	19.6	
20-Jan	MIL	H	W	42	29	27.5	62	47.4	15	13.8	12	9.7	19	19.6	
22-Jan	MEM	A	L	43	20	27.4	34	47.1	17	13.9	10	9.7	39	20.0	
24-Jan	CHI	H	W	44	25	27.3	32	46.8	5	13.7	16	9.9	10	a19.8	
26-Jan	SAS	A	W	45	26	27.3	44	46.7	5	13.5	14	10.0	13	19.7	
28-Jan	OKC	A	L	46	30	27.3	44	46.7	19	13.6	13	10.0	25	19.8	
29-Jan	MIL	A	L	47	37	27.6	60	46.9	14	13.6	11	10.0	17	19.7	
31-Jan	BKN	A	L	48	17	27.3	46	46.9	12	13.6	6	10.0	15	19.6	
2-Feb	MIA	H	W	49	23	27.2	60	47.2	15	13.6	16	10.1	12	19.5	
3-Feb	IND	A	L	50	24	27.2	36	47.0	16	13.6	5	10.0	22	19.5	
6-Feb	WAS	H	W	51	23	27.1	46	46.9	14	13.6	4	9.9	16	19.5	
9-Feb	NOP	H	W	52	19	26.9	40	46.8	13	13.6	4	9.8	17	19.4	
10-Feb	LAC	H	W	53	35	27.1	50	46.9	9	13.5	33	10.2	17	19.4	
12-Feb	NYK	H	W	54	23	27.0	44	46.8	4	13.4	12	10.2	28	19.5	
14-Feb	MIA	H	W	55	39	27.2	42	46.7	25	13.6	8	10.2	26	19.6	
22-Feb	CHI	A	W	56	19	27.1	46	46.7	9	13.5	5	10.1	21	19.7	
24-Feb	ORL	H	W	57	32	27.2	46	46.7	20	13.6	9	10.1	18	19.6	
25-Feb	WAS	A	L	58	25	27.1	42	46.6	15	13.6	14	10.1	17	19.6	
27-Feb	MIA	A	L	59	26	27.1	36	46.4	17	13.7	5	10.1	26	19.7	
1-Mar	CLE	A	W	60	25	27.1	42	46.4	13	13.7	9	10.0	7	19.5	
2-Mar	CHA	H	W	61	29	27.1	54	46.5	12	13.7	3	9.9	22	19.5	
4-Mar	MIL	A	L	62	28	27.1	44	46.5	9	13.6	21	10.1	36	19.8	
6-Mar	CHA	A	W	63	39	27.3	56	46.6	15	13.6	16	10.2	13	19.7	
8-Mar	MIA	A	L	64	31	27.4	28	46.3	10	13.5	24	10.4	20	19.7	
11-Mar	BKN	A	W	65	39	27.6	58	46.5	20	13.6	4	10.3	9	19.5	
13-Mar	IND	H	L	66	15	27.4	38	46.4	12	13.6	7	10.3	12	19.4	
15-Mar	NYK	A	W	67	22	27.3	40	46.3	18	13.7	14	10.3	14	19.3	
16-Mar	BKN	H	W	68	33	27.4	40	46.2	14	13.7	15	10.4	3	19.1	
19-Mar	CHA	H	W	69	37	27.5	36	46.0	19	13.8	5	10.3	13	19.0	
21-Mar	MEM	H	W	70	47	27.8	56	46.2	5	13.6	11	10.3	15	18.9	
22-Mar	ORL	A	W	71	58	28.2	36	46.0	12	13.6	32	10.6	16	18.9	
24-Mar	MIN	H	W	72	49	28.5	52	46.1	12	13.6	19	10.7	22	18.9	
26-Mar	DEN	H	W	73	39	28.6	50	46.2	9	13.5	24	10.9	20	19.0	
28-Mar	NYK	H	W	74	36	28.7	60	46.4	24	13.7	22	11.1	13	18.9	
30-Mar	ATL	A	W	75	53	29.1	38	46.2	10	13.6	16	11.1	17	18.9	
1-Apr	CHA	A	W	76	42	29.2	60	46.4	11	13.6	18	11.2	18	18.9	
3-Apr	BKN	H	W	77	60	29.6	62	46.6	8	13.5	18	11.3	5	18.7	
4-Apr	DET	A	W	78	40	29.8	46	46.6	13	13.5	4	11.2	26	18.8	
6-Apr	CLE	H	W	79	46	30.0	60	46.8	23	13.6	15	11.3	15	18.7	
8-Apr	DAL	H	W	80	45	30.2	58	46.9	8	13.6	14	11.3	16	18.7	
10-Apr	ATL	A	W	81	58	30.5	44	46.9	18	13.6	15	11.3	13	18.6	
11-Apr	MIL	H	W	82	76	31.1	72	47.2	21	13.7	20	11.5	11	18.5	
Totals				2547	31.1		3870	47.2		1124	13.7	939	11.5	1521	18.5

Year in Review

OPPONENTS MISCELLANEOUS SCORING

DATE	OPP	W/L	GM	Pts	Avg	Paint	Avg	Chance	Avg	Break	Avg	Turnovers	Avg	
18-Oct	WAS	A	L	1	41	41.0	50	50.0	22	22.0	4	4.0	15	15.0
20-Oct	BOS	H	L	2	30	35.5	28	39.0	22	22.0	0	2.0	16	15
21-Oct	TOR	A	L	3	53	41.3	42	40.0	13	19.0	12	5.3	12	14.3
23-Oct	DET	A	W	4	30	38.5	46	41.5	10	16.8	2	4.5	8	12.8
25-Oct	HOU	H	L	5	11	33.0	40	41.2	10	15.4	9	5.4	23	14.8
28-Oct	DAL	A	W	6	39	34.0	34	40.0	7	14.0	10	6.2	17	15.2
30-Oct	HOU	A	W	7	23	32.4	34	39.1	12	13.7	15	7.4	21	16.0
1-Nov	ATL	H	W	8	47	34.3	52	40.8	9	13.1	10	7.8	15	15.9
3-Nov	IND	H	W	9	27	33.4	56	42.4	16	13.4	12	8.2	10	15.2
7-Nov	UTA	A	W	10	31	33.2	34	41.6	13	13.4	9	8.3	16	15.3
9-Nov	SAC	A	L	11	56	35.3	38	41.3	17	13.7	14	8.8	11	14.9
11-Nov	GSW	A	L	12	47	36.3	50	42.0	7	13.2	32	10.8	22	15.5
13-Nov	LAC	A	W	13	49	37.2	42	42.0	18	13.5	10	10.7	16	15.5
15-Nov	LAL	A	W	14	37	37.2	66	43.7	27	14.5	13	10.9	11	15.2
18-Nov	GSW	H	L	15	27	36.5	46	43.9	15	14.5	7	10.6	22	15.7
20-Nov	UTA	H	W	16	37	36.6	34	43.3	12	14.4	11	10.6	12	15.4
22-Nov	POR	H	W	17	29	36.1	26	42.2	10	14.1	3	10.2	17	15.5
25-Nov	ORL	H	W	18	41	36.4	40	42.1	8	13.8	15	10.4	10	15.2
27-Nov	CLE	H	L	19	57	37.5	42	42.1	16	13.9	15	10.7	14	15.2
29-Nov	WAS	H	W	20	67	39.0	34	41.7	10	13.7	9	10.6	14	15.1
30-Nov	BOS	A	L	21	32	38.6	44	41.8	5	13.3	6	10.4	17	15.2
2-Dec	DET	H	W	22	22	37.9	34	41.5	7	13.0	7	10.2	12	15.0
4-Dec	PHX	H	L	23	22	37.2	46	41.7	20	13.3	2	9.9	14	15.0
7-Dec	LAL	H	L	24	41	37.3	52	42.1	22	13.7	11	9.9	14	15.0
9-Dec	CLE	A	L	25	48	37.8	40	42.0	11	13.6	12	10.0	25	15.4
10-Dec	NOP	A	L	26	18	37.0	44	42.1	7	13.3	21	10.4	16	15.4
12-Dec	MIN	A	W	27	11	36.0	54	42.5	15	13.4	5	10.2	11	15.2
15-Dec	OKC	H	L	28	35	36.0	40	42.4	8	13.2	19	10.5	15	15.2
18-Dec	CHI	A	L	29	49	36.4	32	42.1	7	13.0	16	10.7	21	15.4
19-Dec	SAC	H	L	30	50	36.9	48	42.3	10	12.9	8	10.6	15	15.4
21-Dec	TOR	H	L	31	26	36.5	36	42.1	15	12.9	6	10.5	32	15.9
23-Dec	TOR	A	L	32	32	36.4	40	42.0	11	12.9	13	10.6	22	16.1
25-Dec	NYK	A	W	33	23	36.0	46	42.1	17	13.0	4	10.4	8	15.9
28-Dec	POR	A	L	34	28	35.8	38	42.0	14	13.0	4	10.2	19	16.0
30-Dec	DEN	A	W	35	32	35.7	52	42.3	15	13.1	16	10.3	13	15.9
31-Dec	PHX	A	W	36	26	35.4	42	42.3	15	13.1	11	10.4	18	15.9
3-Jan	SAS	H	W	37	49	35.8	50	42.5	15	13.2	9	10.3	25	16.2
5-Jan	DET	H	W	38	34	35.7	30	42.2	8	13.1	6	10.2	17	16.2
11-Jan	BOS	H	L	39	38	35.8	42	42.2	17	13.2	6	10.1	22	16.4
15-Jan	TOR	H	W	40	56	36.3	44	42.2	15	13.2	12	10.2	18	16.4
18-Jan	BOS	A	W	41	28	36.1	28	41.9	5	13.0	8	10.1	19	16.5
20-Jan	MIL	H	W	42	17	35.6	32	41.6	10	12.9	11	10.1	20	16.5
22-Jan	MEM	A	L	43	45	35.8	34	41.4	17	13.0	14	10.2	11	16.4
24-Jan	CHI	H	W	44	54	36.3	40	41.4	14	13.0	9	10.2	11	16.3
26-Jan	SAS	A	W	45	30	36.1	42	41.4	8	12.9	11	10.2	11	16.2
28-Jan	OKC	A	L	46	18	35.7	62	41.9	22	13.1	16	10.3	18	16.2
29-Jan	MIL	A	L	47	38	35.8	60	42.3	12	13.1	15	10.4	9	16.1
31-Jan	BKN	A	L	48	38	35.8	38	42.2	12	13.1	4	10.3	10	15.9
2-Feb	MIA	H	W	49	57	36.2	36	42.0	18	13.2	11	10.3	12	15.9
3-Feb	IND	A	L	50	41	36.3	32	41.8	5	13.0	19	10.5	16	15.9
6-Feb	WAS	H	W	51	34	36.3	44	41.9	21	13.2	10	10.5	22	16.0
9-Feb	NOP	H	W	52	43	36.4	32	41.7	11	13.1	8	10.4	13	15.9
10-Feb	LAC	H	W	53	35	36.4	50	41.8	12	13.1	7	10.4	15	15.9
12-Feb	NYK	H	W	54	33	36.3	36	41.7	17	13.2	2	10.2	18	15.9
14-Feb	MIA	H	W	55	47	36.5	42	41.7	9	13.1	11	10.2	16	15.9
22-Feb	CHI	A	W	56	58	36.9	44	41.8	18	13.2	4	10.1	18	16.0
24-Feb	ORL	H	W	57	37	36.9	42	41.8	12	13.2	8	10.1	16	16.0
25-Feb	WAS	A	L	58	34	36.9	34	41.7	2	13.0	16	10.2	31	16.2
27-Feb	MIA	A	L	59	42	36.9	36	41.6	7	12.9	11	10.2	18	16.3
1-Mar	CLE	A	W	60	37	37.0	36	41.5	10	12.8	7	10.1	10	16.2
2-Mar	CHA	H	W	61	37	37.0	38	41.4	6	12.7	3	10.0	13	16.1
4-Mar	MIL	A	L	62	33	36.9	52	41.6	13	12.7	28	10.3	11	16.0
6-Mar	CHA	A	W	63	51	37.1	50	41.7	10	12.7	11	10.3	16	16.0
8-Mar	MIA	A	L	64	46	37.3	44	41.8	5	12.6	7	10.3	19	16.1
11-Mar	BKN	A	W	65	43	37.3	38	41.7	12	12.6	9	10.2	22	16.2
13-Mar	IND	H	L	66	31	37.2	50	41.8	15	12.6	22	10.4	29	16.4
15-Mar	NYK	A	W	67	35	37.2	44	41.9	10	12.6	12	10.4	16	16.4
16-Mar	BKN	H	W	68	52	37.4	42	41.9	23	12.7	5	10.4	9	16.3
19-Mar	CHA	H	W	69	39	37.4	38	41.8	19	12.8	5	10.3	29	16.4
21-Mar	MEM	H	W	70	62	37.8	52	41.9	22	12.9	10	10.3	14	16.4
22-Mar	ORL	A	W	71	49	38.0	46	42.0	5	12.8	10	10.3	18	16.4
24-Mar	MIN	H	W	72	62	38.3	46	42.1	13	12.8	11	10.3	17	16.4
26-Mar	DEN	H	W	73	24	38.1	40	42.0	7	12.7	10	10.3	25	16.5
28-Mar	NYK	A	W	74	32	38.0	38	42.0	14	12.8	9	10.3	25	16.7
30-Mar	ATL	A	W	75	31	37.9	40	41.9	12	12.7	13	10.3	11	16.6
1-Apr	CHA	A	W	76	53	38.1	30	41.8	10	12.7	4	10.2	19	16.6
3-Apr	BKN	H	W	77	56	38.4	32	41.7	4	12.6	9	10.2	21	16.7
4-Apr	DET	A	W	78	28	38.2	34	41.6	7	12.5	14	10.3	8	16.6
6-Apr	CLE	H	W	79	25	38.1	50	41.7	11	12.5	13	10.3	24	16.7
8-Apr	DAL	H	W	80	29	37.9	48	41.8	12	12.5	5	10.2	12	16.6
10-Apr	ATL	A	W	81	45	38.0	46	41.8	15	12.5	12	10.2	20	16.6
11-Apr	MIL	H	W	82	65	38.4	42	41.8	13	12.5	11	10.3	31	16.8
Totals				3145	38.4		3428	41.8	1028	12.5	841	10.3	1379	16.8



* * * * *

76ERS QUARTER-BY-QUARTER SCORING

DATE	OPP	W/L	GM	1ST	2ND	1ST HALF	3RD	4TH	2ND HALF	1ST OT	2ND OT	3RD OT	TOTAL
18-Oct	WAS	A	L	1	23	36	59	23	33	56			115
20-Oct	BOS	H	L	2	21	29	50	22	20	42			92
21-Oct	TOR	A	L	3	19	30	49	22	23	45			94
23-Oct	DET	A	W	4	31	25	56	19	22	41			97
25-Oct	HOU	H	L	5	33	21	54	26	24	50			104
28-Oct	DAL	A	W	6	32	25	57	32	23	55			112
30-Oct	HOU	A	W	7	37	21	58	34	23	57			115
1-Nov	ATL	H	W	8	34	25	59	34	26	60			119
3-Nov	IND	H	W	9	30	26	56	36	29	65			121
7-Nov	UTA	A	W	10	32	14	46	34	24	58			104
9-Nov	SAC	A	L	11	26	31	57	24	27	51			108
11-Nov	GS	A	L	12	28	36	64	21	29	50			114
13-Nov	LAC	A	W	13	36	19	55	22	32	54			109
15-Nov	LAL	A	W	14	29	29	58	25	32	57			115
18-Nov	GSW	H	L	15	47	27	74	15	27	42			116
20-Nov	UTA	H	W	16	25	22	47	28	32	60			107
22-Nov	POR	H	W	17	26	24	50	20	31	51			101
25-Nov	ORL	H	W	18	31	39	70	31	29	60			130
27-Nov	CLE	H	L	19	22	23	45	28	18	46			91
29-Nov	WAS	H	W	20	28	30	58	26	34	60			118
30-Nov	BOS	A	L	21	22	22	44	27	26	53			97
2-Dec	DET	H	W	22	32	31	63	17	28	45			108
4-Dec	PHX	H	L	23	28	19	47	32	22	54			101
7-Dec	LAL	H	L	24	25	24	49	21	34	55			104
9-Dec	CLE	A	L	25	24	22	46	27	25	52			98
10-Dec	NOP	A	L	26	26	29	55	40	29	69			124
12-Dec	MIN	A	W	27	20	28	48	26	26	52	18		118
15-Dec	OKC	H	L	28	23	24	47	30	17	47	8	9	117
18-Dec	CHI	A	L	29	25	34	59	28	28	56		6	115
19-Dec	SAC	H	L	30	27	30	57	21	17	38			95
21-Dec	TOR	H	L	31	31	34	65	23	21	44			109
23-Dec	TOR	A	L	32	27	19	46	17	23	40			86
25-Dec	NYK	A	W	33	21	29	50	29	26	55			105
28-Dec	POR	A	L	34	30	21	51	34	25	59			110
30-Dec	DEN	A	W	35	31	27	58	25	24	49			107
31-Dec	PHX	A	W	36	38	25	63	29	31	60			123
3-Jan	SAS	H	W	37	27	33	60	28	24	52			112
5-Jan	DET	H	W	38	32	30	62	35	17	52			114
11-Jan	BOS	H	L	39	28	29	57	22	24	46			103
15-Jan	TOR	H	W	40	32	27	59	34	24	58			117
18-Jan	BOS	A	W	41	21	18	39	32	18	50			89
20-Jan	MIL	H	W	42	37	24	61	23	32	55			116
22-Jan	MEM	A	L	43	30	25	55	28	18	46			101
24-Jan	CHI	H	W	44	25	30	55	30	30	60			115
26-Jan	SAS	A	W	45	25	25	50	31	16	47			97
28-Jan	OKC	A	L	46	29	29	58	25	29	54			112
29-Jan	MIL	A	L	47	30	23	53	22	20	42			95
31-Jan	BKN	A	L	48	34	31	65	23	20	43			108
2-Feb	MIA	H	W	49	24	27	51	35	17	52			103
3-Feb	IND	A	L	50	27	30	57	18	17	35			92
6-Feb	WAS	H	W	51	37	28	65	29	21	50			115
9-Feb	NOP	H	W	52	32	24	56	28	16	44			100
10-Feb	LAC	H	W	53	37	32	69	16	27	43			112
12-Feb	NYK	H	W	54	31	26	57	29	22	51			108
14-Feb	MIA	H	W	55	20	19	39	34	31	65			104
22-Feb	CHI	A	W	56	33	34	67	26	23	49			116
24-Feb	ORL	H	W	57	27	31	58	29	29	58			116
25-Feb	WAS	A	L	58	28	20	48	25	21	46			94
27-Feb	MIA	A	L	59	24	24	48	27	26	53			101
1-Mar	CLE	A	W	60	32	27	59	18	31	49			108
2-Mar	CHA	H	W	61	27	21	48	26	36	62			110
4-Mar	MIL	A	L	62	43	29	72	14	24	38			128
6-Mar	CHA	A	W	63	32	39	71	30	27	57			128
8-Mar	MIA	A	L	64	28	21	49	25	25	50			99
11-Mar	BKN	H	W	65	37	33	70	26	24	50			98
13-Mar	IND	H	L	66	23	30	53	26	19	45			90
15-Mar	NYK	A	W	67	32	28	60	23	35	58			118
16-Mar	BKN	H	W	68	30	25	55	31	34	65			120
19-Mar	CHA	H	W	69	21	28	49	32	27	59			108
21-Mar	MEM	H	W	70	26	32	58	41	20	61			119
22-Mar	ORL	A	W	71	32	38	70	25	23	48			118
24-Mar	MIN	H	W	72	32	27	59	39	22	61			120
26-Mar	DEN	H	W	73	23	28	51	34	38	72			123
28-Mar	NYK	H	W	74	37	30	67	26	25	51			118
30-Mar	ATL	A	W	75	30	17	47	39	15	54			101
1-Apr	CHA	A	W	76	28	32	60	31	28	59			119
3-Apr	BKN	H	W	77	28	33	61	32	28	60			121
4-Apr	DET	A	W	78	36	29	65	23	27	50			115
6-Apr	CLE	H	W	79	41	37	78	27	27	54			132
8-Apr	DAL	H	W	80	28	33	61	24	24	48			109
10-Apr	ATL	A	W	81	27	34	61	28	32	60			121
11-Apr	MIL	H	W	82	46	34	80	25	25	50			130
Totals			2409	2254	4663	2222	2078	4300					9004
Averages			29.4	27.5	56.9	27.1	25.3	52.4		26	9		109.8

Year in Review

OPPONENTS QUARTER-BY-QUARTER SCORING

DATE	OPP	A	W/L	GM	1ST	2ND	1ST HALF	3RD	4TH	2ND HALF	1ST OT	2ND OT	3RD OT	TOTAL
18-Oct	WAS	A	L	1	32	24	56	34	30	64				120
20-Oct	BOS	H	L	2	24	22	46	23	33	56				102
21-Oct	TOR	A	L	3	36	26	62	40	26	66				128
23-Oct	DET	A	W	4	22	21	43	24	19	43				86
25-Oct	HOU	H	L	5	31	25	56	23	26	49				105
28-Oct	DAL	A	W	6	23	33	56	22	32	54				110
30-Oct	HOU	A	W	7	27	29	56	24	27	51				107
1-Nov	ATL	H	W	8	25	32	57	36	16	52				109
3-Nov	IND	H	W	9	28	35	63	26	21	47				110
7-Nov	UTA	A	W	10	21	23	44	27	26	53				97
9-Nov	SAC	A	L	11	26	38	64	20	25	45				109
11-Nov	GS	A	L	12	32	33	65	36	34	70				135
13-Nov	LAC	A	W	13	28	25	53	26	26	52				105
15-Nov	LAL	A	W	14	26	28	54	30	25	55				106
18-Nov	GSW	H	L	15	28	24	52	47	25	72				124
20-Nov	UTA	H	W	16	15	21	36	27	23	50				89
22-Nov	POR	H	W	17	14	23	37	20	24	44				81
25-Nov	ORL	H	W	18	28	27	55	30	26	56				111
27-Nov	CLE	H	L	19	29	24	53	33	27	60				113
29-Nov	WAS	H	W	20	18	22	40	25	48	73				113
30-Nov	BOS	A	L	21	28	26	54	22	32	54				108
2-Dec	DET	H	W	22	25	22	47	33	23	56				103
4-Dec	PHX	H	L	23	28	32	60	29	26	55				115
7-Dec	LAL	H	L	24	32	25	57	22	28	50				107
9-Dec	CLE	A	L	25	23	29	52	26	27	53				105
10-Dec	NOP	A	L	26	32	34	66	21	44	65				131
12-Dec	MIN	A	W	27	27	24	51	25	24	49	12			112
15-Dec	OKC	H	L	28	28	27	55	26	13	39	8	9	8	119
18-Dec	CHI	A	L	29	30	37	67	22	28	50				117
19-Dec	SAC	H	L	30	30	18	48	23	30	53				101
21-Dec	TOR	H	L	31	30	22	52	34	28	62				114
23-Dec	TOR	A	L	32	27	28	55	26	21	47				102
25-Dec	NYK	A	W	33	24	24	48	27	23	50				98
28-Dec	POR	A	L	34	27	25	52	20	42	62				114
30-Dec	DEN	A	W	35	29	32	61	19	22	41				102
31-Dec	PHX	A	W	36	32	17	49	40	21	61				110
3-Jan	SAS	H	W	37	22	27	49	35	22	57				106
5-Jan	DET	H	W	38	15	17	32	29	17	46				78
11-Jan	BOS	H	L	39	23	25	48	37	29	66				114
15-Jan	TOR	H	W	40	23	26	49	26	36	52				111
18-Jan	BOS	A	W	41	19	13	32	21	53	27				80
20-Jan	MIL	H	W	42	29	26	55	25	14	39				94
22-Jan	MEM	A	L	43	19	30	49	25	31	56				105
24-Jan	CHI	H	W	44	16	25	41	26	34	60				101
26-Jan	SAS	A	W	45	13	18	31	30	17	47				78
28-Jan	OKC	A	L	46	31	26	57	35	30	65				122
29-Jan	MIL	A	L	47	28	27	55	28	24	52				107
31-Jan	BKN	A	L	48	30	34	64	27	25	52				116
2-Feb	MIA	H	W	49	23	18	41	19	37	56				97
3-Feb	IND	A	L	50	33	29	62	14	24	38				100
6-Feb	WAS	H	W	51	20	35	55	29	18	47				102
9-Feb	NOP	H	W	52	14	27	41	11	30	41				82
10-Feb	LAC	H	W	53	28	27	55	23	20	43				98
12-Feb	NYK	H	W	54	21	34	55	24	13	37				92
14-Feb	MIA	H	W	55	29	33	62	19	21	40				102
22-Feb	CHI	A	W	56	29	40	69	22	24	46				115
24-Feb	ORL	H	W	57	18	22	40	31	34	65				105
25-Feb	WAS	A	L	58	30	37	67	20	22	42				109
27-Feb	MIA	A	L	59	17	28	45	28	29	57				102
1-Mar	CLE	A	W	60	29	27	56	15	26	41				97
2-Mar	CHA	H	W	61	30	26	56	24	19	43				99
4-Mar	MIL	A	L	62	31	29	60	33	25	58				118
6-Mar	CHA	A	W	63	29	30	59	32	23	55				114
8-Mar	MIA	A	L	64	29	24	53	20	35	55				108
11-Mar	BKN	A	W	65	25	35	60	23	14	37				97
13-Mar	IND	H	L	66	33	24	57	26	18	44				101
15-Mar	NYK	A	W	67	32	36	68	23	19	42				110
16-Mar	BKN	H	W	68	33	25	58	23	35	58				116
19-Mar	CHA	H	W	69	18	38	56	14	24	38				94
21-Mar	MEM	H	W	70	19	25	44	25	36	61				105
22-Mar	ORL	A	W	71	23	26	49	16	33	49				98
24-Mar	MIN	H	W	72	24	28	52	19	37	56				108
26-Mar	DEN	H	W	73	27	32	59	15	30	45				104
28-Mar	NYK	H	W	74	28	35	63	17	21	38				101
30-Mar	ATL	A	W	75	27	14	41	18	32	50				91
1-Apr	CHA	A	W	76	29	22	51	27	24	51				102
3-Apr	BKN	H	W	77	22	27	49	22	24	46				95
4-Apr	DET	A	W	78	28	21	49	22	37	59				108
6-Apr	CLE	H	W	79	28	27	55	43	27	75				130
8-Apr	DAL	H	W	80	20	28	48	28	21	49				97
10-Apr	ATL	A	W	81	32	23	55	24	34	58				113
11-Apr	MIL	H	W	82	18	26	44	31	20	51				95
Totals					2109	2209	4318	2112	2189	4249				8635
Averages					25.7	26.9	52.7	25.8	26.7	51.8	20	9		105.3
											10.0	9.0		



* * * * *

JUSTIN ANDERSON

DATE	TM	@	OPP	WL	O	G	MIN	FG	FGA	FG%	FG3	FG3A	FG3%	FT	FTA	FT%	OREB	DREB	REB	AST	PF	DQ	STL	TO	BLK	PTS	PPG		
10/18/2017	PHI	@	WAS	L	-	DNP																				0.0			
10/20/2017	PHI	v	BOS	L	-	-	1	0	3	0	0	—	0	0	—	0	0	0	0	0	0	0	0	0	0	0	0.0		
10/21/2017	PHI	@	TOR	L	-	-	2	0	17	4	12	333	2	7	286	2	4	500	1	0	0	0	0	0	1	1	12	6.0	
10/23/2017	PHI	@	DET	W	-	DNP																							
10/25/2017	PHI	v	HOU	L	-	-	3	0	19	3	7	429	2	5	400	0	0	—	0	3	3	0	3	0	0	1	0	8	6.7
10/28/2017	PHI	@	DAL	W	-	-	4	0	14	1	5	200	1	2	500	0	0	—	2	3	5	1	0	1	0	0	3	5.8	
10/30/2017	PHI	@	HOU	W	-	-	5	0	7	0	1	000	0	1	000	0	0	—	0	0	0	0	2	0	0	0	0	4.6	
11/01/2017	PHI	v	ATL	W	-	DNP																							
11/03/2017	PHI	v	IND	W	-	DNP																							
11/07/2017	PHI	@	UTA	W	-	-	6	0	13	4	5	800	0	1	000	0	0	—	0	1	1	0	3	0	0	0	8	5.2	
11/09/2017	PHI	@	SAC	L	-	-	7	0	17	2	9	222	2	5	400	0	0	—	5	5	10	0	1	0	1	1	0	6	5.3
11/11/2017	PHI	@	GS	L	-	-	8	0	16	3	4	750	2	2	1000	0	0	—	2	4	6	1	3	0	1	1	0	8	5.6
11/13/2017	PHI	@	LAC	W	-	-	9	0	13	0	1	000	0	1	000	0	0	—	0	1	1	2	0	0	0	0	0	5.0	
11/15/2017	PHI	@	LAL	W	-	-	10	0	8	1	4	250	0	2	000	3	3	1000	0	0	0	0	1	0	0	0	5	5.0	
11/18/2017	PHI	v	GS	L	-	DNP																							
11/20/2017	PHI	v	UTA	W	-	-																							
11/22/2017	PHI	v	POR	W	-	-																							
11/25/2017	PHI	v	ORL	W	-	-																							
11/27/2017	PHI	v	CLE	L	-	-																							
11/29/2017	PHI	v	WAS	W	-	-																							
11/30/2017	PHI	@	BOS	L	-	DNP																							
12/02/2017	PHI	v	DET	W	-	-																							
12/04/2017	PHI	v	PHO	L	-	DNP																							
12/07/2017	PHI	v	LAL	L	-	-																							
12/09/2017	PHI	@	CLE	L	-	-																							
12/10/2017	PHI	@	NO	L	-	-																							
12/12/2017	PHI	@	MIN	W	-	1	INA																						
12/15/2017	PHI	v	OKC	L	3	INA																							
12/18/2017	PHI	@	CHI	L	-	-																							
12/19/2017	PHI	v	SAC	L	-	-																							
12/21/2017	PHI	v	TOR	L	-	-																							
12/23/2017	PHI	@	TOR	L	-	-																							
12/25/2017	PHI	@	NY	W	-	-																							
12/28/2017	PHI	@	POR	L	-	DNP																							
12/30/2017	PHI	@	DEN	W	-	-																							
12/31/2017	PHI	@	PHO	W	-	-																							
01/03/2018	PHI	v	SA	W	-	-																							
01/05/2018	PHI	v	DET	W	-	-	11	0	8	0	3	000	0	3	000	0	0	—	0	4	4	1	0	0	0	0	0	4.5	
01/11/2018	PHI	v	BOS	L	-	-	12	0	4	2	4	500	2	3	667	0	0	—	0	1	1	0	0	0	0	0	6	4.7	
01/15/2018	PHI	v	TOR	W	-	DNP																							
01/18/2018	PHI	@	BOS	W	-	-	13	0	16	1	5	200	1	3	333	2	2	1000	0	2	2	0	1	0	0	2	0	5	4.7
01/20/2018	PHI	v	MIL	W	-	-	14	0	14	1	6	367	0	2	000	0	0	—	3	0	3	0	0	0	0	0	2	4.5	
01/22/2018	PHI	@	MEM	L	-	-	15	0	17	4	7	571	0	3	000	0	0	—	0	2	2	1	2	0	0	1	0	8	4.7
01/24/2018	PHI	v	CHI	W	-	-	16	0	20	5	7	714	1	2	500	1	2	500	1	0	1	1	2	0	2	0	0	12	5.2
01/26/2018	PHI	@	SA	W	-	-	17	0	21	5	7	714	2	2	1000	0	0	—	0	3	3	2	1	0	0	0	0	12	5.6
01/28/2018	PHI	@	OKC	L	-	-	18	0	21	2	7	286	0	4	000	5	5	1000	1	4	5	2	3	0	2	0	1	9	5.8
01/29/2018	PHI	@	MIL	L	-	-	19	0	24	4	7	571	0	1	000	2	2	1000	1	2	3	1	2	0	1	0	1	10	6.0
01/31/2018	PHI	@	BRK	L	-	-	20	0	18	1	3	333	0	1	000	0	0	—	1	1	2	1	3	0	1	0	1	2	5.8
02/02/2018	PHI	v	MIA	W	-	-	21	0	12	4	4	1000	2	2	1000	1	4	250	0	1	1	1	1	0	1	0	1	11	6.0
02/03/2018	PHI	@	IND	L	-	-	22	0	13	1	2	500	0	1	000	0	0	—	0	1	1	0	2	0	0	0	0	2	5.9
02/06/2018	PHI	v	WAS	W	-	-	23	0	8	2	3	667	1	2	500	0	0	—	0	1	1	0	0	0	1	0	0	5	5.8
02/09/2018	PHI	v	NO	W	-	-	24	0	17	3	11	273	2	5	400	0	1	000	0	1	1	1	0	0	0	1	0	8	5.9
02/10/2018	PHI	v	LAC	W	-	-	25	0	21	5	7	714	2	3	667	0	0	—	0	4	4	1	3	0	0	1	1	12	6.2
02/12/2018	PHI	v	NY	W	-	-	26	0	5	1	2	500	0	0	—	1	2	500	0	0	0	0	1	0	0	0	0	3	6.0
02/14/2018	PHI	v	MIA	W	-	-																							
02/22/2018	PHI	@	CHI	W	-	-																							
02/24/2018	PHI	v	ORL	W	-	-																							
02/25/2018	PHI	@	WAS	L	-	-																							
02/27/2018	PHI	@	MIA	L	-	-																							
03/01/2018	PHI	@	CLE	W	-	-																							
03/02/2018	PHI	v	CHA	W	-	-																							
03/04/2018	PHI	@	MIL	L	-	-																							
03/06/2018	PHI	@	CHA	W	-	-	27	0	2	0	1	000	0	0	—	0	0	—	0	1	1	0	0	0	0	0	0	0	5.8
03/08/2018	PHI	@	MIA	L	-	DNP																							
03/11/2018	PHI	@	BRK	W	-	-	28	0	6	1	3	333	1	2	500	0	0	—	0	2	2	0	1	0	0	1	0	3	5.7
03/13/2018	PHI	v	IND	L	-	DNP																							
03/15/2018	PHI	@	NY	W	-	DNP																							
03/16/2018	PHI	v	BRK	W	-	-	29	0	14	4	7	571	3	5	600	0	0	—	0	3	3	0	3	0	1	0	0	11	5.9
03/19/2018	PHI	v	CHA	W	-	-	30	0	20	3	7	429	1	5	200	0	0	—	1	3	4	2	0	0	0	1	0	7	5.9
03/21/2018	PHI	v	MEM	W	-	-	31	0	23	2	8	250	0	5	000	2	2	1000	0	2	2	1	5	0	0	1	0	6	5.9
03/22/2018	PHI	@	ORL	W	-	-	32	0	16	2	6	333	1	2	500	0	0	—	2	1	3	2	0	0	0	1	0	5	5.9
03/24/2018	PHI	v	MIN	W	-	-	33	0	18	3	9	333	0	4	000	3	3	1000	0	3	3	3	2	0	1	1	0	9	6.0
03/26/2018	PHI	v	DEN	W	-	-																							
03/28/2018	PHI	v	NY	W	-	-																							



* * * * *

MARCO BELINELLI

DATE	TM	@	OPP	WL	O	G	MIN	FG	FGA	FG%	FG3	FG3A	FG3%	FT	FTA	FT%	OREB	DREB	REB	AST	PF	DQ	STL	TOL	BLK	PTS	PPG					
10/18/2017	ATL	@	DAL	W	-	-	1	0	26	7	14	500	4	6	667	2	2	1000	0	3	3	3	0	0	3	1	0	20	20.0			
10/20/2017	ATL	@	CHA	L	-	-	2	0	22	1	10	100	1	3	333	2	2	1000	0	4	4	2	1	0	0	2	0	5	12.5			
10/22/2017	ATL	@	BRK	L	-	-	3	0	31	5	13	385	3	7	429	6	6	1000	0	2	2	3	1	0	0	1	0	19	14.7			
10/23/2017	ATL	@	MIA	L	-	-	4	0	27	5	9	556	1	3	333	0	0	0	0	0	0	2	2	2	2	0	1	3	0	11	13.8	
10/26/2017	ATL	@	CHI	L	-	-	5	0	31	8	16	500	5	9	556	2	2	1000	0	2	2	2	2	0	1	0	0	23	15.6			
10/27/2017	ATL	@	PHI	L	-	-	6	0	28	5	8	625	5	7	714	0	0	0	0	0	0	2	2	0	0	0	3	0	15	5.5		
10/29/2017	ATL	v	MIL	L	-	-	7	0	25	3	5	600	3	5	600	0	0	0	0	0	0	1	2	3	4	1	0	2	2	9	14.6	
11/01/2017	ATL	@	PHI	L	-	-	8	0	29	2	11	182	1	7	143	3	4	750	1	1	2	4	0	0	0	0	0	0	8	13.8		
11/03/2017	ATL	v	HOU	L	-	-	9	0	18	0	5	000	0	4	000	0	0	0	0	0	0	2	1	1	0	0	1	0	0	0	12.2	
11/05/2017	ATL	@	CLE	W	-	-	10	0	19	0	4	000	0	0	0	0	0	0	0	0	1	1	1	0	0	0	0	0	0	0	11.0	
11/06/2017	ATL	v	BOS	L	-	-	11	0	26	6	10	600	2	5	400	5	5	1000	0	0	0	3	2	3	3	0	0	0	19	11.7		
11/10/2017	ATL	@	DET	L	-	-	12	0	30	6	16	375	2	7	286	0	0	0	0	0	1	1	1	1	0	2	0	0	14	11.9		
11/11/2017	ATL	@	WAS	L	-	-	13	0	24	5	8	625	4	7	571	1	2	500	0	2	2	2	1	2	0	1	1	0	1	0	15	12.2
11/13/2017	ATL	@	NO	L	-	-	14	0	27	5	10	500	4	6	667	0	0	0	0	0	0	3	3	3	0	0	4	2	0	14	12.3	
11/15/2017	ATL	v	SAC	W	-	-	15	0	20	4	8	500	1	4	250	1	1	1000	0	2	2	5	0	0	0	1	0	0	10	10	12.1	
11/18/2017	ATL	v	BOS	L	-	-	16	0	26	2	10	200	0	4	000	0	0	0	0	0	4	4	1	1	0	0	2	0	4	11.6		
11/20/2017	ATL	@	SA	L	-	-	17	0	30	4	13	308	1	6	167	2	2	1000	0	2	2	2	0	0	2	2	1	0	11	11.6		
11/22/2017	ATL	v	LAC	L	-	-	18	0	26	7	11	636	1	5	200	5	5	1000	0	3	3	2	3	0	2	1	0	2	10	12.1		
11/24/2017	ATL	v	NY	W	-	-	19	0	28	6	12	500	3	5	600	0	0	0	0	0	2	2	5	1	0	1	0	0	15	12.2		
11/25/2017	ATL	v	TOR	L	-	-	20	0	22	3	8	375	2	5	400	2	2	1000	0	1	1	2	0	0	2	0	0	0	10	12.1		
11/30/2017	ATL	v	CLE	L	-	-	21	0	28	4	9	444	2	5	400	8	9	889	1	3	4	5	1	0	0	3	1	18	12.4			
12/02/2017	ATL	@	BRK	W	-	-	22	0	25	3	9	333	1	3	333	2	2	1000	0	2	2	3	1	0	1	0	0	0	9	12.2		
12/04/2017	ATL	v	BRK	L	-	-	23	0	19	1	7	143	0	2	000	6	6	1000	0	2	2	2	2	0	0	0	0	0	0	8	12.0	
12/06/2017	ATL	@	ORL	L	1	-	24	0	28	4	12	333	2	7	286	2	2	1000	0	7	7	1	1	0	0	3	0	3	0	12	12.0	
12/09/2017	ATL	v	ORL	W	-	-	25	0	23	5	8	625	3	6	500	0	0	0	0	0	0	2	2	3	0	0	0	2	0	13	12.1	
12/10/2017	ATL	@	NY	L	-	-	26	0	25	2	9	222	0	6	000	9	9	1000	0	3	3	2	1	0	0	2	0	0	13	12.1		
12/12/2017	ATL	@	CLE	L	-	-	27	0	20	3	10	300	2	5	400	0	0	0	0	0	0	0	1	0	0	1	1	0	8	12.0		
12/14/2017	ATL	v	DET	L	-	-	28	0	10	2	3	667	1	2	500	0	0	0	0	0	0	0	0	0	0	0	0	0	5	11.7		
12/15/2017	ATL	@	MEM	W	-	-	29	0	21	5	9	556	2	6	333	2	2	1000	0	3	3	0	0	0	0	0	2	0	14	11.8		
12/18/2017	ATL	v	MIA	W	-	-	30	0	7	1	4	250	1	2	500	0	0	0	0	0	1	0	2	0	2	2	0	0	3	11.5		
12/20/2017	ATL	v	IND	L	-	-	31	0	23	5	13	385	1	5	200	2	2	1000	1	1	2	3	1	0	0	1	0	1	0	13	11.5	
12/22/2017	ATL	@	OKC	L	-	G	32	1	33	10	18	556	5	10	500	2	2	1000	0	1	1	5	1	0	1	3	1	3	27	12.0		
12/23/2017	ATL	v	DAL	W	-	-	33	1	16	1	4	250	0	1	000	0	0	0	0	0	0	1	1	0	1	0	1	0	2	11.7		
12/27/2017	ATL	v	WAS	W	-	-	34	1	21	7	11	636	2	3	667	3	3	1000	1	2	3	1	0	0	1	0	1	0	1	19	11.9	
12/29/2017	ATL	@	TOR	L	-	-	35	1	27	5	11	455	2	5	400	2	2	1000	0	0	0	3	1	0	1	1	0	1	0	14	12.0	
12/30/2017	ATL	@	POR	W	-	-	36	1	21	5	10	500	2	4	500	2	3	667	1	1	2	1	0	2	1	0	1	0	14	12.1		
01/02/2018	ATL	@	PHO	L	-	-	37	1	21	7	11	636	1	3	333	1	1	1000	1	1	2	0	2	0	1	0	0	0	16	12.2		
01/05/2018	ATL	@	POR	L	-	-	38	1	18	3	8	375	2	3	667	0	0	0	0	0	1	0	1	0	0	0	2	0	8	12.1		
01/07/2018	ATL	@	LAL	L	-	-	39	1	17	1	7	143	1	3	333	1	1	1000	0	0	0	2	0	0	1	1	0	0	4	11.8		
01/08/2018	ATL	@	LAC	L	-	-	40	1	19	1	10	100	1	6	167	7	9	778	1	0	1	1	1	0	0	0	0	0	10	11.8		
01/10/2018	ATL	@	DEN	W	-	-	41	1	17	4	7	571	2	5	400	0	0	0	0	0	0	1	1	0	0	0	1	0	10	11.8		
01/12/2018	ATL	v	BRK	L	-	INA																										
01/15/2018	ATL	v	SA	W	-	-	42	1	21	4	6	667	2	2	1000	0	0	0	0	0	2	2	0	2	0	2	1	0	10	11.7		
01/17/2018	ATL	v	CHI	W	-	-	43	1	24	3	7	429	1	5	200	1	2	500	2	1	3	4	0	0	0	1	0	0	8	11.6		
01/23/2018	ATL	v	NO	L	-	-	44	1	26	3	10	300	0	5	000	0	0	0	0	0	0	3	2	0	0	0	1	0	0	6	11.5	
01/22/2018	ATL	@	UTA	W	-	-	45	1	26	5	10	500	0	0	0	0	0	0	0	0	0	1	2	1	0	0	1	0	11	11.5		
01/24/2018	ATL	v	TOR	L	-	-	46	1	23	3	9	333	0	4	000	2	2	1000	0	1	1	1	1	0	1	0	0	0	8	11.4		
01/26/2018	ATL	@	CHA	L	-	-	47	1	22	2	9	222	1	3	333	1	1	1000	0	3	3	2	0	0	0	1	1	0	6	11.3		
01/27/2018	ATL	v	WAS	L	-	-	48	1	29	3	10	300	1	5	200	0	0	0	0	0	0	2	2	4	0	0	0	1	0	7	11.2	
01/29/2018	ATL	v	MIN	W	-	-	49	1	17	2	6	333	2	5	400	2	2	1000	0	0	0	1	2	0	0	0	1	0	8	11.1		
01/31/2018	ATL	v	CHA	L	-	-	50	1	25	6	12	500	4	7	571	6	6	1000	0	3	3	0	0	0	0	1	1	0	22	11.4		
02/02/2018	ATL	@	BOS	L	-	-	51	1	22	2	8	250	2	6	333	9	10	900	0	0	0	2	2	0	0	0	0	0	15	11.4		
02/04/2018	ATL	@	NY	W	-	-	52	1	20	3	7	429	2	4	500	0	0	0	0	0	3	3	1	0	0	1	1	0	8	11.4		
02/06/2018	ATL	v	MEM	W	-	DNP																										
02/08/2018	ATL	@	ORL	L	-	DNP																										
02/12/2018	PHI	v	NY	W	-	-																										
02/14/2018	PHI	v	MIA	W	-	-	53	1	28	7	12	583	3	5	600	0	0	0	0	0	1	1	0	2	0	0	2	0	17	11.5		
02/22/2018	PHI	@	CHI	W	-	-	54	1	25	1	5	200	1	5	200	2	2	1000	0	1	1	0	0	0	0	1	0	0	5	11.4		
02/24/2018	PHI	v	ORL	W	-	-	55	1	27	6	12	500	1	3	333	2	2	1000	0	2	2	2	0									

Year in Review

ROBERT COVINGTON

DATE	TM	@	OPP	WL	O	G	MIN	FG	FGA	FG%	FG3	FG3A	FG3%	FTA	FT%	OREB	DREB	REB	AST	PF	DQ	STL	TOL	BLK	PTS	PPG				
10/18/2017	PHI	@	WAS	L	-	F	1	1	29	9	15	600	7	11	636	4	4	1000	2	5	7	1	4	0	1	5	2	29	29.0	
10/20/2017	PHI	v	BOS	L	-	F	2	2	27	5	10	500	2	6	333	0	0	---	2	0	2	2	5	0	0	2	1	12	20.5	
10/21/2017	PHI	@	TOR	L	-	F	3	2	15	2	7	286	1	1	1000	0	0	---	0	3	3	0	4	0	0	0	1	5	15.3	
10/23/2017	PHI	@	DET	W	-	F	4	4	34	4	7	571	3	5	600	2	3	667	2	3	5	2	3	0	4	0	0	13	14.8	
10/25/2017	PHI	v	HOU	L	-	F	5	5	36	8	18	444	4	12	333	0	0	---	2	4	6	1	5	0	2	0	1	20	15.8	
10/28/2017	PHI	@	DAL	W	-	F	6	6	35	4	10	400	3	6	500	0	0	---	1	4	5	1	3	0	1	1	0	11	15.0	
10/30/2017	PHI	@	HOU	W	-	F	7	7	34	2	8	250	1	4	250	0	0	---	1	7	8	2	4	0	4	3	1	5	13.6	
11/01/2017	PHI	v	ATL	W	-	F	8	8	34	7	15	467	6	11	545	2	2	1000	0	3	3	3	4	0	2	2	0	22	14.6	
11/03/2017	PHI	v	IND	W	-	F	9	9	32	8	13	615	5	9	556	1	2	500	0	6	6	2	2	0	0	2	1	22	15.4	
11/07/2017	PHI	@	UTA	W	-	F	10	10	28	5	8	625	3	5	600	1	3	333	1	11	12	0	6	1	1	3	1	14	15.3	
11/09/2017	PHI	@	SAC	L	-	F	11	11	35	7	16	438	6	12	500	4	5	800	2	5	7	0	4	0	1	1	2	24	16.1	
11/11/2017	PHI	@	GS	L	-	F	12	12	30	4	10	400	2	6	333	1	2	500	0	4	4	2	2	0	1	0	0	11	15.7	
11/13/2017	PHI	@	LAC	W	-	F	13	13	35	9	12	570	5	8	625	8	8	1000	1	5	6	4	3	0	4	2	0	31	16.8	
11/15/2017	PHI	@	LAL	W	-	F	14	14	30	5	9	556	2	5	400	0	0	---	0	6	6	1	4	0	0	2	1	12	16.5	
11/18/2017	PHI	v	GS	L	-	F	15	15	36	6	14	429	5	12	417	3	3	1000	1	5	6	1	3	0	2	0	1	20	16.7	
11/20/2017	PHI	v	UTA	W	-	F	16	16	33	4	12	333	2	7	286	3	3	1000	1	3	4	2	4	0	4	3	1	13	16.5	
11/22/2017	PHI	v	POR	W	-	F	17	17	33	3	11	273	2	8	250	1	2	500	0	10	10	3	2	0	2	2	0	9	16.1	
11/25/2017	PHI	v	ORL	W	-	F	18	18	29	5	7	714	2	4	500	2	3	667	0	8	8	2	2	0	1	1	0	14	15.9	
11/27/2017	PHI	v	CLE	L	-	F	19	19	27	1	11	091	0	9	000	0	0	---	0	4	4	4	2	0	1	3	0	2	15.2	
11/29/2017	PHI	v	WAS	W	-	F	20	20	34	4	12	333	1	5	200	0	0	---	5	7	12	1	4	0	2	3	0	9	14.9	
11/30/2017	PHI	@	BOS	L	-	F	21	21	32	4	13	308	3	10	300	0	0	---	0	5	5	1	4	0	1	4	0	11	14.7	
12/02/2017	PHI	v	DET	W	-	F	22	22	39	8	19	421	6	13	462	3	3	1000	2	6	8	3	3	0	2	2	2	25	15.2	
12/04/2017	PHI	v	PHO	L	-	F	23	23	34	3	13	231	2	10	200	2	2	1000	3	3	6	5	1	0	1	3	1	10	15.0	
12/07/2017	PHI	v	LAL	L	-	F	24	24	36	7	12	583	4	6	667	1	2	500	0	6	6	2	2	0	0	0	4	19	15.1	
12/09/2017	PHI	@	CLE	L	-	F	25	25	36	7	10	700	5	7	714	0	0	---	0	6	6	2	2	0	0	4	2	0	19	15.3
12/10/2017	PHI	@	NO	L	-	F																								
12/12/2017	PHI	@	MIN	W	-	DNP																								
12/15/2017	PHI	v	OKC	L	3	F	26	26	49	4	21	390	3	15	200	0	0	---	0	10	10	2	3	0	0	3	1	2	11	15.1
12/18/2017	PHI	@	CHI	L	-	F	27	27	31	3	5	600	2	4	500	2	2	1000	0	7	7	1	3	0	4	3	1	10	14.9	
12/19/2017	PHI	v	SAC	L	-	F	28	28	32	5	19	263	2	13	154	5	5	1000	0	3	3	2	3	0	1	4	2	17	15.0	
12/21/2017	PHI	v	TOR	L	-	F	29	29	38	6	16	375	5	12	417	2	2	1000	3	4	7	1	4	0	5	3	0	19	15.1	
12/23/2017	PHI	@	TOR	L	-	F	30	30	37	2	5	400	1	4	250	1	1	1000	0	3	3	1	3	0	5	3	0	6	14.8	
12/25/2017	PHI	@	NY	W	-	F	31	31	30	2	8	250	1	4	250	3	4	750	0	3	3	3	3	0	1	1	1	8	14.6	
12/28/2017	PHI	@	POR	L	-	F	32	32	24	1	2	500	1	1	1000	1	2	500	0	2	2	5	3	0	0	0	0	4	14.3	
12/30/2017	PHI	@	DEN	W	-	F	33	33	35	6	11	545	1	6	367	2	2	1000	0	10	10	3	2	0	2	1	0	15	14.3	
12/31/2017	PHI	@	PHO	W	-	F	34	34	24	4	10	400	2	5	400	0	0	---	1	4	5	0	4	0	1	1	0	10	14.2	
01/03/2018	PHI	v	SA	W	-	F	35	35	33	2	7	286	1	4	250	2	2	1000	0	7	7	3	4	0	1	1	0	7	14.0	
01/05/2018	PHI	v	DET	W	-	F	36	36	24	4	6	667	3	5	600	0	0	---	0	5	5	0	2	0	1	1	0	11	13.9	
01/11/2018	PHI	v	BOS	L	-	F	37	37	30	2	8	250	1	5	200	0	0	---	1	2	3	1	2	0	0	4	0	5	13.6	
01/15/2018	PHI	v	TOR	W	-	F	38	38	35	3	10	300	1	5	200	4	4	1000	1	7	8	2	3	0	1	2	0	11	13.6	
01/18/2018	PHI	@	BOS	W	-	F	39	39	40	1	5	200	1	4	250	2	2	1000	0	2	2	2	2	0	1	3	1	5	13.4	
01/20/2018	PHI	v	MIL	W	-	F	40	40	29	5	8	625	3	6	500	0	0	---	1	4	5	3	1	0	4	1	1	13	13.4	
01/22/2018	PHI	@	MEM	L	-	F	41	41	34	5	14	357	4	11	364	4	5	800	1	5	6	3	2	0	0	3	1	18	13.5	
01/24/2018	PHI	v	CHI	W	-	F	42	42	32	6	9	667	4	7	571	0	0	---	0	4	4	5	4	0	1	2	2	16	13.5	
01/26/2018	PHI	@	SA	W	-	F	43	43	28	2	7	286	1	5	200	2	2	1000	0	7	7	1	4	0	0	3	1	7	13.4	
01/28/2018	PHI	@	OKC	L	-	F	44	44	36	3	11	373	3	9	333	2	2	1000	0	3	3	1	3	0	1	2	0	11	13.3	
01/29/2018	PHI	@	MIL	L	-	F	45	45	33	3	12	250	1	8	125	6	6	1000	1	5	6	2	3	0	1	3	1	13	13.3	
01/31/2018	PHI	@	BRK	L	-	F	46	46	32	2	3	667	1	1	1000	1	2	500	0	1	1	1	2	0	1	0	1	6	13.2	
02/02/2018	PHI	v	MIA	W	-	F	47	47	35	5	10	500	3	7	429	0	0	---	0	2	2	2	4	0	0	1	0	10	13.1	
02/03/2018	PHI	@	IND	L	-	F	48	48	35	4	11	364	3	7	429	1	1	1000	1	7	8	3	4	0	3	1	1	12	13.1	
02/06/2018	PHI	v	WAS	W	-	F	49	49	33	5	12	417	2	7	286	0	0	---	1	4	5	1	1	0	1	5	0	12	13.1	
02/09/2018	PHI	v	NO	W	-	F	50	50	25	4	9	444	0	4	000	0	0	---	1	2	3	1	1	0	0	0	2	8	13.0	
02/10/2018	PHI	v	LAC	W	-	F	51	51	33	3	11	273	1	6	367	0	0	---	0	5	5	1	3	0	3	2	0	7	12.9	
02/12/2018	PHI	v	NY	W	-	F	52	52	36	5	11	455	2	4	500	1	2	500	1	4	5	2	2	0	1	2	2	13	12.9	
02/14/2018	PHI	v	MIA	W	-	F	53	53	25	2	13	154	1	8	125	4	5	800	3	4	7	0	4	0	0	1	0	9	12.8	
02/22/2018	PHI	@	CHI	W	-	F	54	54	30	3	9	333	2	7	286	0	0	---	0	3	3	1	5	0	1	0	0	8	12.7	
02/24/2018	PHI	v	ORL	W	-	F	55	55	27	4	10	400	4	9	444	0	0	---	0	5	5	4	2	0	0	3	0	12	12.7	
02/25/2018	PHI	@	WAS	L	-	F	56	56	30	2	7	286	1	5	200	4	4	1000	0	2	2	1	1	0	2	0	0	9	12.6	
02/27/2018	PHI	@	MIA	L	-	F	57	57	32	2	10	200	1	4	250	0	0	---	0	5	5	2	2	0	3	1	0	5	12.5	
03/01/2018	PHI	@	CLE	W	-	F	58	58	41	4	11	364	2	8	250	0	0	---	0	10</										



* * * * *

JOEL EMBIID

DATE	TM	@	OPP	WL	O	G	MIN	FG	FGA	FG%	FG3	FG3A	FG3%	FT	FTA	FT%	OREB	DREB	REB	AST	PF	DQ	STL	TO	BLK	PTS	PPG			
10/18/2017	PHI	@	WAS	L	-	C	1	1	27	7	15	467	0	4	000	4	0	1000	1	12	13	3	2	0	0	4	1	18	18.0	
10/20/2017	PHI	v	BOS	L	-	C	2	2	28	4	16	250	0	6	000	3	3	1000	2	12	14	3	1	0	1	3	2	11	14.5	
10/21/2017	PHI	@	TOR	L	-	INA																								
10/23/2017	PHI	@	DET	W	-	C	3	3	28	11	15	733	1	1	1000	7	8	875	0	9	9	0	5	0	2	7	0	30	197	
10/25/2017	PHI	v	HOU	L	-	C	4	4	25	8	13	615	1	2	500	4	5	800	0	6	6	3	3	0	1	3	2	21	200	
10/28/2017	PHI	@	DAL	W	-	C	5	5	29	8	19	421	3	7	429	4	6	667	3	6	9	4	4	0	0	7	0	23	206	
10/30/2017	PHI	@	HOU	W	-	C	6	6	25	9	12	750	0	1	000	4	6	667	2	7	9	5	5	0	2	3	1	22	208	
11/01/2017	PHI	v	ATL	W	-	C	7	7	30	9	16	563	1	3	333	2	5	400	2	10	12	6	4	0	3	2	3	21	209	
11/03/2017	PHI	v	IND	W	-	C	8	8	28	7	15	467	0	1	000	4	5	800	2	7	9	5	4	0	2	6	2	18	205	
11/07/2017	PHI	@	UTA	W	-	INA																								
11/09/2017	PHI	@	SAC	L	-	C	9	9	32	7	20	350	1	4	250	7	8	875	3	12	15	2	3	0	0	5	3	22	207	
11/11/2017	PHI	@	GS	L	-	C	10	10	25	4	11	364	0	1	000	4	4	1000	3	4	7	2	2	0	1	7	1	12	198	
11/13/2017	PHI	@	LAC	W	-	C	11	11	36	11	20	550	1	5	200	9	16	563	2	14	16	2	4	0	0	4	1	32	209	
11/15/2017	PHI	@	LAL	W	-	C	12	12	34	14	20	700	2	3	667	16	19	842	2	13	15	7	4	0	0	2	7	46	230	
11/18/2017	PHI	v	GS	L	-	C	13	13	33	7	16	438	1	4	250	6	8	750	2	6	8	3	4	0	0	5	1	21	228	
11/20/2017	PHI	v	UTA	W	-	C	14	14	27	7	17	412	0	3	000	1	4	250	2	9	11	3	2	0	0	2	2	15	223	
11/22/2017	PHI	v	POR	W	-	C	15	15	30	11	19	579	1	3	333	5	5	1000	3	9	12	1	5	0	0	4	2	28	227	
11/25/2017	PHI	v	ORL	W	-	C	16	16	29	7	17	412	1	1	1000	3	4	750	4	10	14	6	3	0	0	5	0	18	224	
11/27/2017	PHI	v	CLE	L	-	C	17	17	33	11	24	458	0	2	000	8	9	889	5	6	11	0	4	0	0	1	0	30	228	
11/29/2017	PHI	v	WAS	W	-	C	18	18	32	6	15	400	0	0	---	13	18	722	7	7	14	4	6	1	1	3	4	25	229	
11/30/2017	PHI	@	BOS	L	-	INA																								
12/02/2017	PHI	v	DET	W	-	C	19	19	32	7	21	333	0	3	000	11	12	917	5	5	10	0	4	0	1	6	0	25	231	
12/04/2017	PHI	v	PHO	W	-	C	20	20	34	7	18	389	0	0	---	8	8	1000	2	5	12	2	1	0	0	0	4	22	230	
12/07/2017	PHI	v	LAL	L	-	C	21	21	36	11	17	647	2	3	667	9	10	900	1	6	7	6	5	0	1	4	5	33	235	
12/09/2017	PHI	@	CLE	L	-	INA																								
12/10/2017	PHI	@	NO	L	-	DNP																								
12/12/2017	PHI	@	MIN	W	-	C	22	22	39	8	16	500	1	1	1000	11	12	917	1	11	12	8	5	0	0	2	1	28	237	
12/15/2017	PHI	v	OKC	L	3	C	23	23	49	11	20	550	0	3	000	12	13	923	0	8	8	6	3	0	0	7	2	34	241	
12/18/2017	PHI	@	CHI	L	-	INA																								
12/19/2017	PHI	v	SAC	L	-	INA																								
12/21/2017	PHI	v	TOR	L	-	INA																								
12/23/2017	PHI	@	TOR	L	-	C	24	24	23	5	13	385	1	4	250	3	4	750	0	8	8	2	2	0	0	5	3	14	237	
12/25/2017	PHI	@	NY	W	-	C	25	25	34	8	17	471	2	3	667	7	8	875	3	13	16	3	3	0	0	6	3	25	238	
12/28/2017	PHI	@	POR	L	-	C	26	26	35	9	21	429	6	12	500	5	8	625	1	18	9	3	4	0	0	4	1	29	240	
12/30/2017	PHI	@	DEN	W	-	DNP																								
1/3/2018	PHI	@	PHO	W	-	C	27	27	31	8	14	571	0	3	000	6	8	750	1	9	9	5	5	0	1	7	2	22	239	
01/03/2018	PHI	v	SA	W	-	C	28	28	35	6	18	500	0	2	000	9	11	818	2	8	11	4	3	0	1	3	4	21	238	
01/05/2018	PHI	v	BOS	W	-	C	29	29	25	9	16	563	1	2	500	4	5	800	2	7	9	0	3	0	0	1	1	23	238	
01/11/2018	PHI	v	DET	L	-	C	30	30	31	6	17	353	1	5	200	2	3	667	0	10	10	5	2	0	2	4	1	15	235	
01/15/2018	PHI	v	TOR	W	-	C	31	31	35	11	21	524	1	5	200	11	14	786	5	16	11	3	4	0	0	7	1	34	238	
01/18/2018	PHI	@	BOS	W	-	C	32	32	35	10	19	526	0	1	000	6	7	857	3	6	16	6	4	0	1	4	2	26	239	
01/20/2018	PHI	v	MIL	W	-	C	33	33	32	10	19	579	2	5	400	5	6	833	0	9	9	1	2	0	1	5	2	29	240	
01/22/2018	PHI	@	MEM	L	-	C	34	34	32	5	13	385	0	2	000	5	9	556	5	9	14	1	4	0	0	5	15	238		
01/24/2018	PHI	v	CHI	W	-	C	35	35	32	10	17	588	1	2	500	1	1	1000	0	5	5	3	3	0	0	3	2	22	237	
01/26/2018	PHI	@	SA	W	-	C	36	36	29	6	15	400	1	2	500	5	8	625	3	10	13	3	3	0	1	0	0	18	236	
01/28/2018	PHI	@	OKC	L	-	C	37	37	36	10	16	625	3	4	750	4	5	800	3	7	10	2	4	0	0	5	2	27	236	
01/29/2018	PHI	@	MIL	L	-	INA																								
01/31/2018	PHI	@	BRK	L	-	C	38	38	36	8	19	421	1	5	200	12	14	857	1	13	14	2	4	0	0	3	1	29	238	
02/02/2018	PHI	v	MIA	W	-	C	39	39	31	7	17	412	0	4	000	3	4	750	2	9	11	4	5	0	0	6	3	17	236	
02/03/2018	PHI	@	IND	L	-	C	40	40	34	9	19	474	0	4	000	6	9	667	4	6	10	3	1	0	2	7	1	24	236	
02/06/2018	PHI	v	WAS	W	-	C	41	41	32	10	21	476	3	7	429	4	5	800	1	12	13	3	2	0	0	1	3	27	237	
02/09/2018	PHI	v	NO	W	-	C	42	42	24	11	18	611	2	4	500	0	0	---	3	13	16	0	1	0	2	3	1	24	237	
02/10/2018	PHI	v	LAC	W	-	C	43	43	34	9	23	391	1	6	367	10	13	769	4	12	16	2	3	0	1	2	3	29	238	
02/12/2018	PHI	v	NY	W	-	C	44	44	24	6	13	462	1	2	500	4	6	667	1	5	6	2	3	0	0	1	3	0	17	237
02/14/2018	PHI	v	MIA	W	-	DNP																								
02/22/2018	PHI	@	CHI	W	-	C	45	45	35	11	17	647	3	3	1000	5	8	625	2	11	13	5	2	0	3	1	4	30	238	
02/24/2018	PHI	v	ORL	W	-	C	46	46	27	10	17	588	1	4	250	7	10	700	3	11	14	1	2	0	0	0	1	28	239	
02/25/2018	PHI	@	WAS	L	-	C	47	47	32	9	20	450	2	6	333	5	6	833	2	8	10	4	5	0	2	5	1	25	239	
02/27/2018	PHI	@	MIA	L	-	C	48	48	30	9	16	563	3	6	500	2	3	667	2	6	8	4	5	0	1	5	0	23	239	
03/01/2018	PHI	@	CLE	W	-	C	49	49	34	7	18	389	0	1	000	3	8	375	6	8	14	6	1	0	0	2	1	17	238	
03/02/2018	PHI	v	CHA	W	-	C	50	50	32	8	19	421	1	4	250	6	11	545	1	14	15	4	4	0	0	4	3	23	238	
03/04/2018	PHI	@	MIL	L	-	C	51	51	31	6	12	500	0	3	000	7	10	700	0	8	8	2	5	0	1	7	2	19	237	
03/06/2018	PHI	@	CHA	W																										

Year in Review

MARKELLE FULTZ

[illegible]



* * * * *

RICHAUN HOLMES

DATE	TM	@	OPP	WL	O	G	MIN	FG	FGA	FG%	FG3	FG3A	FG3%	FT	FTA	FT%	OREB	DREB	REB	AST	PF	DQ	STL	TO	BLK	PTS	PPG			
10/18/2017	PHI	@	WAS	L	-	INA																								
10/20/2017	PHI	v	BOS	L	-	INA																								
10/21/2017	PHI	@	TOR	L	-	INA																								
10/23/2017	PHI	@	DET	W	-	INA																								
10/25/2017	PHI	v	HOU	L	-	INA																								
10/28/2017	PHI	@	DAL	W	-	INA																								
10/30/2017	PHI	@	HOU	W	-	INA																								
11/01/2017	PHI	v	ATL	W	-	INA																								
11/03/2017	PHI	v	IND	W	-	-	1	0	10	3	7	429	0	1	.000	0	0	---	4	1	5	1	1	0	0	0	6	60		
11/07/2017	PHI	@	UTA	W	-	C	2	1	15	2	3	667	0	0	---	2	4	.500	1	4	5	2	4	0	0	1	6	60		
11/09/2017	PHI	@	SAC	L	-	-	3	1	9	0	1	.000	0	0	---	0	0	---	0	1	1	1	2	0	0	0	0	40		
11/11/2017	PHI	@	GS	L	-	-	4	1	21	3	4	.750	0	1	.000	5	5	1.000	1	6	7	1	6	1	0	0	11	58		
11/13/2017	PHI	@	LAC	W	-	DNP																								
11/15/2017	PHI	@	LAL	W	-	-	5	1	5	0	0	---	0	0	---	0	0	---	0	1	1	0	1	0	0	0	1	46		
11/18/2017	PHI	v	GS	L	-	-	6	1	15	3	4	.750	0	0	---	0	1	.000	0	4	4	1	2	0	0	1	1	6	48	
11/20/2017	PHI	v	UTA	W	-	DNP																								
11/22/2017	PHI	v	POR	W	-	DNP																								
11/25/2017	PHI	v	ORL	W	-	-	7	1	10	2	3	667	0	1	.000	0	0	---	0	1	1	1	2	0	0	0	0	4	47	
11/27/2017	PHI	v	CLE	L	-	-	8	1	5	0	2	.000	0	1	.000	0	0	---	0	1	1	0	0	0	1	0	0	0	41	
11/29/2017	PHI	v	WAS	W	-	DNP																								
11/30/2017	PHI	@	BOS	L	-	-	9	1	20	4	7	.571	1	1	1.000	0	0	---	3	4	7	0	2	0	0	1	0	9	47	
12/02/2017	PHI	v	DET	W	-	DNP																								
12/04/2017	PHI	v	PHO	L	-	DNP																								
12/07/2017	PHI	v	LAL	L	-	-	10	1	22	5	8	.625	0	3	.000	3	4	.750	2	4	6	0	0	0	2	0	0	13	55	
12/09/2017	PHI	@	CLE	L	-	-	11	1	20	5	11	.455	1	4	.250	2	2	1.000	1	2	3	1	5	0	0	1	0	13	62	
12/10/2017	PHI	@	NO	L	-	-	12	1	24	6	11	.545	0	1	.000	0	0	---	5	4	9	1	5	0	1	0	2	12	67	
12/12/2017	PHI	@	MIN	W	-	1	F	13	2	33	6	11	.545	1	3	.333	2	3	.667	0	11	11	2	2	0	0	2	1	15	73
12/15/2017	PHI	v	OKC	L	3	-	14	2	10	2	2	1.000	0	0	---	0	0	---	2	4	6	1	1	0	1	1	0	4	71	
12/18/2017	PHI	@	CHI	L	-	-	15	2	23	7	12	.583	0	1	.000	0	0	---	1	6	7	3	4	0	1	2	0	14	75	
12/19/2017	PHI	v	SAC	L	-	-	16	2	26	2	4	.500	0	1	.000	0	0	---	0	6	6	2	3	0	0	1	2	4	73	
12/21/2017	PHI	v	TOR	L	-	-	17	2	27	7	12	.583	0	0	---	1	2	.500	3	4	7	2	6	1	1	1	1	15	78	
12/23/2017	PHI	@	TOR	L	-	-	18	2	4	0	1	.000	0	0	---	0	0	---	0	3	3	1	0	0	0	1	0	0	73	
12/25/2017	PHI	@	NY	W	-	DNP																								
12/28/2017	PHI	@	POR	L	-	-	19	2	19	6	12	.500	0	1	.000	2	3	.667	0	3	3	3	6	1	0	0	1	14	77	
12/30/2017	PHI	@	DEN	W	-	DNP																								
12/31/2017	PHI	@	PHO	W	-	DNP																								
01/03/2018	PHI	v	SA	W	-	-	20	2	6	1	2	.500	0	0	---	0	0	---	0	1	1	1	1	0	1	1	0	2	74	
01/05/2018	PHI	v	DET	W	-	-	21	2	20	0	4	.000	0	0	---	0	0	---	3	4	7	1	0	0	0	0	0	0	70	
01/11/2018	PHI	v	BOS	L	-	-	22	2	17	1	2	.500	0	0	---	0	0	---	0	4	4	0	3	0	1	1	0	2	68	
01/15/2018	PHI	v	TOR	W	-	DNP																								
01/18/2018	PHI	@	BOS	W	-	INA																								
01/20/2018	PHI	v	MIL	W	-	DNP																								
01/22/2018	PHI	@	MEM	L	-	DNP																								
01/24/2018	PHI	v	CHI	W	-	-	23	2	4	0	1	.000	0	1	.000	0	0	---	0	1	1	1	1	0	0	0	0	0	65	
01/26/2018	PHI	@	SA	W	-	-	24	2	3	0	2	.000	0	0	---	0	0	---	1	0	1	0	0	0	0	0	0	0	63	
01/28/2018	PHI	@	OKC	L	-	-	25	2	6	1	1	1.000	0	0	---	0	0	---	2	0	2	1	0	0	2	0	0	2	61	
01/29/2018	PHI	@	MIL	L	-	-	26	2	23	6	8	.750	0	2	.000	1	2	.500	3	3	6	1	3	0	0	1	1	13	63	
01/31/2018	PHI	@	BRK	L	-	DNP																								
02/02/2018	PHI	v	MIA	W	-	DNP																								
02/03/2018	PHI	@	IND	L	-	DNP																								
02/06/2018	PHI	v	WAS	W	-	DNP																								
02/09/2018	PHI	v	NO	W	-	-	27	2	6	0	2	.000	0	0	---	0	0	---	0	4	4	1	0	0	0	1	0	0	61	
02/10/2018	PHI	v	LAC	W	-	DNP																								
02/12/2018	PHI	v	NY	W	-	DNP																								
02/14/2018	PHI	v	MIA	W	-	-	28	2	28	4	7	.571	0	2	.000	3	5	.600	3	6	9	2	4	0	0	1	2	11	63	
02/22/2018	PHI	@	CHI	W	-	DNP																								
02/24/2018	PHI	v	ORL	W	-	-	29	2	21	2	3	.667	0	0	---	0	0	---	2	6	8	4	2	0	1	1	1	4	62	
02/25/2018	PHI	@	WAS	L	-	-	30	2	12	2	4	.500	0	0	---	3	3	1.000	0	2	2	0	1	0	0	0	1	7	62	
02/27/2018	PHI	@	MIA	L	-	-	31	2	17	2	3	.667	0	0	---	2	2	1.000	1	6	7	1	2	0	0	2	2	6	62	
03/01/2018	PHI	@	CLE	W	-	DNP																								
03/02/2018	PHI	v	CHA	W	-	-	32	2	12	2	3	.667	0	1	.000	0	0	---	0	3	3	1	2	0	1	0	1	4	62	
03/04/2018	PHI	@	MIL	L	-	DNP																								
03/06/2018	PHI	@	CHA	W	-	-	33	2	3	0	3	.000	0	0	---	0	0	---	2	0	2	0	1	0	0	0	0	0	60	
03/08/2018	PHI	@	MIA	L	-	DNP																								
03/11/2018	PHI	@	BRK	W	-	-	34	2	16	1	6	.367	0	2	.000	0	0	---	1	1	2	5	0	0	2	0	2	2	59	
03/13/2018	PHI	v	IND	L	-	DNP																								
03/15/2018	PHI	@	NY	W	-	DNP																								
03/16/2018	PHI	v	BRK	W	-	-	35	2	10	1	2	.500	0	0	---	0	0	---	1	1	2	2	1	0	0	0	0	2	57	
03/19/2018	PHI	v	CHA	W	-	DNP																								
03/21/2018	PHI	v	MEM	W	-	-	36	2	15	3	4	.750	0	1	.000	2	5	.400	1	4	5	2	0	0	0	2	0	8	58	
03/22/2018	PHI	@	ORL	W	-	-	37	2	12	3	5	.600	1	1	1.000	0	0	---	1	4	5	0	2	0	0	0	1	7	58	
03/24/2018	PHI																													

Year in Review

ERSAN ILYASOVA

DATE	TM	@	OPP	WL	O	G	MIN	FG	FGA	FG%	FG3	FG3A	FG3%	FT	FTA	FT%	OREB	DREB	REB	AST	PF	DQ	STL	TO	BLK	PTS	PPG			
10/18/2017	ATL	@	DAL	W	-	F	1	1	24	2	4	500	0	1	000	2	2	1000	3	3	6	0	5	0	1	0	1	60		
10/20/2017	ATL	@	CHA	L	-	F	2	2	21	0	4	000	0	3	000	0	0	---	1	5	6	1	5	0	1	1	0	30		
10/22/2017	ATL	@	BRK	L	-	F	3	3	22	3	10	300	1	5	200	2	2	1000	1	6	7	0	3	0	2	0	9	50		
10/23/2017	ATL	@	MIA	L	-	DNP																								
10/26/2017	ATL	@	CHI	L	-	DNP																								
10/27/2017	ATL	@	PHI	L	-	F	4	4	30	3	11	273	1	5	200	0	0	---	0	3	3	2	4	0	2	0	0	55		
10/29/2017	ATL	v	MIL	L	-	INA																								
11/01/2017	ATL	@	PHI	L	-	INA																								
11/03/2017	ATL	v	HOU	L	-	INA																								
11/05/2017	ATL	@	CLE	W	-	INA																								
11/06/2017	ATL	v	BOS	L	-	INA																								
11/10/2017	ATL	@	DET	L	-	INA																								
11/11/2017	ATL	@	WAS	L	-	INA																								
11/13/2017	ATL	@	NO	L	-	INA																								
11/15/2017	ATL	v	SAC	W	-	-	5	4	18	0	4	000	0	1	000	1	2	500	1	7	8	2	1	0	0	0	1	46		
11/18/2017	ATL	v	BOS	L	-	DNP																								
11/20/2017	ATL	@	SA	L	-	-	6	4	7	2	3	667	1	2	500	0	0	---	0	1	1	0	0	0	0	0	5	47		
11/22/2017	ATL	v	LAC	L	-	-	7	4	5	0	1	000	0	0	---	0	0	---	0	1	1	1	1	0	0	0	0	40		
11/24/2017	ATL	v	NY	W	-	-	8	4	25	4	9	444	2	6	333	0	0	---	0	6	6	0	0	0	1	1	0	10	48	
11/25/2017	ATL	v	TOR	L	-	-	9	4	22	1	7	343	0	3	000	0	0	---	1	3	4	1	0	0	1	0	0	2	44	
11/30/2017	ATL	v	CLE	L	-	-	10	4	30	8	11	727	4	6	667	2	2	1000	1	2	3	0	5	0	4	1	1	22	62	
12/02/2017	ATL	@	BRK	W	-	F	11	5	24	3	11	273	0	3	000	3	5	600	8	3	11	0	3	0	1	1	0	9	65	
12/04/2017	ATL	v	BRK	L	-	F	12	6	20	2	5	400	1	3	333	0	0	---	1	1	2	1	2	0	3	0	0	5	63	
12/06/2017	ATL	@	ORL	L	-	F	13	7	28	4	10	400	1	5	200	0	0	---	2	5	7	2	2	0	1	1	2	9	65	
12/09/2017	ATL	v	ORL	W	-	F	14	8	28	9	9	1000	5	5	1000	3	5	600	1	2	3	4	1	0	0	0	0	26	79	
12/10/2017	ATL	@	NY	L	-	F	15	9	31	7	11	636	5	6	833	1	2	500	1	3	4	2	3	0	2	2	2	20	87	
12/12/2017	ATL	@	CLE	L	-	F	16	10	23	3	11	273	1	4	250	0	0	---	2	0	2	2	2	0	1	1	0	7	86	
12/14/2017	ATL	v	DET	L	-	F	17	11	27	10	14	714	2	4	500	1	1	1000	2	1	3	1	0	0	0	1	0	23	95	
12/15/2017	ATL	@	MEM	L	-	F	18	12	31	4	8	500	1	3	333	0	0	---	1	4	5	3	1	0	1	3	0	9	94	
12/18/2017	ATL	v	MIA	W	-	F	19	13	32	3	12	250	1	4	250	6	6	1000	2	1	3	2	3	0	0	1	0	13	96	
12/20/2017	ATL	v	IND	L	-	F	20	14	26	4	11	364	1	4	250	1	2	500	3	2	5	1	3	0	0	1	0	10	97	
12/22/2017	ATL	@	OKC	L	-	F	21	15	31	7	10	700	4	5	800	4	4	1000	1	2	3	1	3	0	1	1	0	22	102	
12/23/2017	ATL	v	DAL	W	-	F	22	16	36	7	9	778	2	3	667	5	5	1000	1	6	7	2	5	0	1	2	1	21	107	
12/27/2017	ATL	v	WAS	W	-	F	23	17	29	7	14	500	3	7	429	3	5	600	4	5	9	0	1	0	1	2	0	20	111	
12/29/2017	ATL	@	TOR	L	-	F	24	18	28	3	6	500	0	2	000	0	1	000	4	4	8	1	0	0	0	3	1	6	109	
12/30/2017	ATL	@	POR	W	-	F	25	19	29	5	15	333	4	4	500	1	2	500	2	6	8	2	1	0	1	0	1	13	110	
01/02/2018	ATL	@	PHO	L	-	F	26	20	34	7	15	467	3	7	429	4	5	800	3	6	9	0	0	0	1	1	0	21	114	
01/05/2018	ATL	@	POR	L	-	F	27	21	27	4	11	364	1	4	250	0	0	---	2	9	11	3	1	0	2	0	1	9	113	
01/07/2018	ATL	@	LAL	L	-	F	28	22	28	3	10	300	1	4	250	1	2	500	4	5	9	2	1	0	2	2	0	8	112	
01/08/2018	ATL	@	LAC	L	-	F	29	23	30	4	9	444	1	4	250	4	6	667	5	8	13	2	2	0	0	2	1	13	112	
01/10/2018	ATL	@	DEN	W	-	F	30	24	30	3	8	375	2	2	1000	2	2	1000	3	6	9	1	4	0	1	2	0	10	112	
01/12/2018	ATL	v	BRK	L	-	F	31	25	27	2	6	333	0	3	000	2	2	1000	0	5	5	1	3	0	0	1	0	6	110	
01/15/2018	ATL	v	SA	W	-	F	32	26	28	9	15	600	2	4	500	0	0	---	2	3	5	0	1	0	0	1	0	20	113	
01/17/2018	ATL	v	NO	W	-	F	33	27	29	6	9	667	3	4	750	0	0	---	2	5	7	1	4	0	0	2	0	15	114	
01/20/2018	ATL	v	CHI	L	-	F	34	28	23	4	12	333	0	7	000	1	1	1000	1	2	3	1	2	0	0	0	0	9	114	
01/22/2018	ATL	v	UTA	W	-	F	35	29	24	2	4	500	0	2	000	1	1	1000	1	10	11	1	3	0	1	3	0	5	112	
01/24/2018	ATL	v	TOR	L	-	F	36	30	20	0	4	000	0	1	000	0	0	---	1	2	3	0	2	0	0	1	0	0	109	
01/26/2018	ATL	@	CHA	L	-	F	37	31	29	3	5	600	0	1	000	5	5	1000	0	1	1	4	1	0	2	0	0	11	109	
01/27/2018	ATL	v	WAS	L	-	F	38	32	24	5	8	625	1	3	333	1	1	1000	2	2	4	1	1	0	1	1	1	12	109	
01/29/2018	ATL	v	MIN	W	-	F	39	33	30	5	10	500	0	5	000	0	0	---	0	4	4	0	1	0	2	1	2	10	109	
01/31/2018	ATL	v	CHA	L	-	F	40	34	25	5	10	500	1	4	250	0	0	---	1	2	3	1	2	0	0	1	1	11	109	
02/02/2018	ATL	@	BOS	L	-	F	41	35	25	3	7	429	1	3	333	0	0	---	0	4	4	0	1	0	0	0	1	7	108	
02/04/2018	ATL	@	NY	W	-	INA																								
02/06/2018	ATL	v	MEM	W	-	F	42	36	19	2	4	750	2	3	667	0	0	---	0	4	4	0	0	0	2	0	1	8	107	
02/08/2018	ATL	@	ORL	L	-	F	43	37	15	2	4	500	0	1	000	1	2	500	1	3	4	0	4	0	0	0	3	0	5	106
02/09/2018	ATL	v	CLE	L	-	F	44	38	26	3	16	500	2	3	667	4	4	1000	0	5	5	0	1	0	1	0	0	12	106	
02/11/2018	ATL	v	DET	W	-	F	45	39	28	5	9	556	2	4	500	7	7	1000	0	5	5	0	3	0	2	0	0	9	108	
02/13/2018	ATL	@	MIL	L	-	F	46	40	28	5	15	333	1	7	343	4	6	667	3	4	7	2	1	0	2	0	0	15	109	
02/14/2018	ATL	@	DET	L	-	INA																								
02/23/2018	ATL	@	IND	L	-	DNP																								
03/01/2018	PHI	@	CLE	W	-	-	47	40	18	2	5	400	0	2	000	2	2	1000	0	2	2	2	2	0	0	1	0	6	108	
03/02/2018	PHI	v	CHA	W	-	-	48	40	23	7	11	636	2	4	500	2	2	1000	1	3	4	3	4	0	0	0	0	0	18	109
03/04/2018	PHI	@	MIL	L	-	-	49	40	18	2	6	333	1	3	333	2	3	667	0	3	3	1	5	0	0	0	2	0	7	109
03/06/2018	PHI	@	CHA	W	-	-	50	40	24	4	7	571	2	3	667	1	2	500	2	4	6	1	3	0	0	0	2	1	11	109
03/08/2018	PHI	@	MIA	L	-	-	5																							



* * * * *

AMIR JOHNSON

DATE	TM	@	OPP	WL	O	G	MIN	FG	FGA	FG%	FG3	FG3A	FG3%	FT	FTA	FT%	OREB	DREB	REB	AST	PF	DQ	STL	TOL	BLK	PTS	PPG		
10/18/2017	PHI	@	WAS	L	-	-	1	0	15	2	7	286	0	0	---	2	500	1	4	5	1	6	1	0	1	0	5	50	
10/20/2017	PHI	v	BOS	L	-	-	2	0	10	0	2	000	0	0	---	0	0	0	1	1	2	1	0	0	0	0	0	25	
10/21/2017	PHI	@	TOR	L	-	C	3	1	14	2	3	667	0	1	000	2	2	1000	0	2	2	1	2	0	1	0	0	6	37
10/23/2017	PHI	@	DET	W	-	-	4	1	19	1	5	200	1	3	333	0	2	000	3	6	9	0	5	0	0	0	0	3	35
10/25/2017	PHI	v	HOU	L	-	-	5	1	16	2	6	333	0	1	000	0	0	4	3	7	0	0	0	0	2	3	4	36	
10/28/2017	PHI	@	DAL	W	-	-	6	1	19	3	5	600	0	2	000	0	0	1	5	6	0	2	0	1	0	0	6	40	
10/30/2017	PHI	@	HOU	W	-	-	7	1	21	6	10	600	0	0	---	0	0	3	7	10	4	0	2	1	0	0	12	51	
11/01/2017	PHI	v	ATL	W	-	-	8	1	17	5	6	833	0	0	---	2	4	500	4	4	8	3	4	0	1	0	0	12	60
11/03/2017	PHI	v	IND	W	-	-	9	1	10	1	1	1000	0	0	---	0	0	2	0	2	1	2	0	0	0	0	2	56	
11/07/2017	PHI	@	UTA	W	-	-	10	1	0	22	0	4	000	1	000	1	2	500	4	3	7	1	5	0	1	3	1	51	
11/09/2017	PHI	@	SAC	L	-	-	11	1	7	1	1	1000	0	0	---	1	2	500	1	1	2	0	1	0	1	0	0	3	49
11/11/2017	PHI	@	GS	L	-	-	DNP																						
11/13/2017	PHI	@	LAC	W	-	-	12	1	12	2	3	667	0	0	---	0	0	0	2	3	2	4	0	1	1	0	4	48	
11/15/2017	PHI	@	LAL	W	-	-	13	1	9	0	0	---	0	0	---	0	0	0	0	0	0	1	0	0	2	1	0	45	
11/18/2017	PHI	v	GS	L	-	-	DNP																						
11/20/2017	PHI	v	UTA	W	-	-	14	1	21	4	4	1000	0	0	---	0	0	---	2	11	13	1	1	0	0	1	4	8	47
11/22/2017	PHI	v	POR	W	-	-	15	1	18	2	4	500	0	0	---	0	1	000	5	6	11	1	4	0	2	3	2	4	47
11/25/2017	PHI	v	ORL	W	-	-	16	1	19	3	5	600	0	1	000	0	0	---	1	5	6	1	2	0	0	0	1	6	48
11/27/2017	PHI	v	CLE	L	-	-	17	1	8	1	1	1000	0	0	---	1	2	500	4	1	5	1	3	0	0	0	0	3	46
11/29/2017	PHI	v	WAS	W	-	-	18	1	13	0	1	000	0	0	---	0	2	000	1	5	6	2	1	0	0	0	1	0	44
11/30/2017	PHI	@	BOS	L	-	C	19	2	22	2	5	400	0	1	000	2	5	400	4	2	6	4	3	0	3	1	0	6	45
12/02/2017	PHI	v	DET	W	-	-	20	2	16	3	6	500	0	0	---	0	0	---	4	2	6	6	5	0	1	0	0	6	46
12/04/2017	PHI	v	PHO	L	-	-	21	2	14	0	0	---	0	0	---	0	0	---	1	3	4	1	0	0	0	1	1	0	43
12/07/2017	PHI	v	LAL	L	-	-	22	2	10	0	0	000	0	1	000	0	0	---	0	2	2	0	4	0	0	2	3	0	41
12/09/2017	PHI	@	CLE	L	-	C	23	3	21	0	0	---	0	0	---	2	2	1000	1	1	2	3	5	0	1	2	0	2	40
12/10/2017	PHI	@	NO	L	-	C	24	4	24	5	7	714	1	1	1000	5	5	1000	3	2	5	4	4	0	1	1	0	6	45
12/12/2017	PHI	@	MIN	W	-	-	25	4	13	0	3	000	0	1	000	0	0	---	0	2	2	0	3	0	1	2	0	0	44
12/15/2017	PHI	v	OKC	L	3	-	26	4	7	0	0	---	0	0	---	0	0	---	0	1	1	1	1	0	1	2	0	0	42
12/18/2017	PHI	@	CHI	L	-	C	27	5	14	1	3	333	1	1	1000	1	2	500	0	2	2	2	1	0	0	1	0	4	42
12/19/2017	PHI	v	SAC	L	-	C	28	6	18	3	5	600	0	0	---	1	2	500	5	4	9	0	3	0	0	2	1	7	43
12/21/2017	PHI	v	TOR	L	-	C	29	7	21	6	8	750	0	0	---	0	0	---	1	3	4	3	3	0	1	2	1	12	46
12/23/2017	PHI	@	TOR	L	-	-	30	7	18	4	5	800	0	0	---	4	4	1000	1	3	4	0	3	0	1	0	1	12	48
12/25/2017	PHI	@	NY	W	-	-	31	7	14	2	3	667	0	0	---	0	0	---	0	0	1	0	3	0	1	0	1	4	48
12/28/2017	PHI	@	POR	L	-	-	32	7	13	2	5	400	0	1	000	0	0	---	0	1	1	0	4	0	0	0	1	4	48
12/30/2017	PHI	@	DEN	W	-	C	33	8	23	4	7	571	0	0	---	0	0	---	2	3	5	5	4	0	1	0	0	8	48
12/31/2017	PHI	@	PHO	W	-	-	34	8	16	1	2	500	0	0	---	0	0	---	3	3	6	3	2	0	0	0	0	2	48
01/03/2018	PHI	v	SA	W	-	-	35	8	12	3	4	750	0	0	---	1	2	500	2	1	3	1	4	0	2	1	0	7	48
01/05/2018	PHI	@	DET	W	-	-	36	8	16	2	6	333	0	0	---	0	0	---	3	2	5	1	2	0	1	0	0	4	48
01/11/2018	PHI	v	BOS	L	-	-	DNP																						
01/15/2018	PHI	v	TOR	W	-	-	37	8	13	2	3	667	0	0	---	3	4	750	2	6	8	1	3	0	0	0	1	7	49
01/18/2018	PHI	@	BOS	W	-	-	38	8	13	2	2	1000	0	0	---	0	0	---	1	1	2	0	1	0	1	1	1	4	48
01/20/2018	PHI	v	MIL	W	-	-	39	8	16	2	3	667	0	0	---	2	2	1000	4	3	7	2	1	0	0	1	1	6	49
01/22/2018	PHI	@	MEM	L	-	-	40	8	16	0	1	000	0	0	---	3	6	500	3	2	5	2	4	0	1	0	1	3	48
01/24/2018	PHI	v	CHI	W	-	-	41	8	12	1	2	500	1	1	1000	0	0	---	0	1	1	1	1	0	1	0	1	3	48
01/26/2018	PHI	@	SA	W	-	-	42	8	16	1	1	1000	0	0	---	0	0	---	0	2	2	2	2	0	0	0	2	47	
01/28/2018	PHI	@	OKC	L	-	-	43	8	12	0	2	000	0	0	---	1	2	500	1	0	1	0	3	0	0	1	0	1	46
01/29/2018	PHI	@	MIL	L	-	C	44	9	18	2	5	400	0	0	---	1	1	1000	2	3	5	2	0	0	0	0	1	5	46
01/31/2018	PHI	@	BRK	L	-	-	45	9	12	3	4	750	0	0	---	1	2	500	0	1	1	0	3	0	0	1	2	7	47
02/02/2018	PHI	v	MIA	W	-	-	46	9	16	2	3	667	0	0	---	0	0	---	1	1	2	2	4	0	1	0	0	4	47
02/03/2018	PHI	@	IND	L	-	-	47	9	14	2	2	1000	0	0	---	0	0	---	1	4	5	1	3	0	0	0	0	4	47
02/06/2018	PHI	v	WAS	W	-	-	48	9	15	4	6	667	1	2	500	0	0	---	3	1	4	1	0	0	1	0	0	9	48
02/09/2018	PHI	v	NO	W	-	-	49	9	18	0	0	---	0	0	---	0	0	---	0	5	5	1	5	0	2	2	0	0	47
02/10/2018	PHI	v	LAC	W	-	-	50	9	14	1	1	1000	0	0	---	0	0	---	0	3	3	2	1	0	2	0	0	2	46
02/12/2018	PHI	v	NY	W	-	-	51	9	25	2	4	500	0	0	---	1	2	500	2	1	3	1	3	0	0	3	1	5	46
02/14/2018	PHI	v	MIA	W	-	-	52	10	20	2	2	1000	0	0	---	1	2	500	2	2	4	3	3	0	0	1	0	5	46
02/22/2018	PHI	@	CHI	W	-	-	53	10	13	0	0	---	0	0	---	3	6	500	2	2	4	2	2	0	0	1	0	3	46
02/24/2018	PHI	v	ORL	W	-	-	DNP																						
02/25/2018	PHI	@	WAS	L	-	-	54	10	12	1	2	500	0	0	---	3	5	600	2	3	5	0	0	0	1	1	0	5	46
02/27/2018	PHI	@	MIA	L	-	-	55	10	13	0	3	000	0	0	---	0	0	---	3	2	5	1	3	0	0	1	0	0	45
03/01/2018	PHI	@	CLE	W	-	-	56	10	14	2	5	400	1	1	1000	1	2	500	3	2	5	0	2	0	0	0	2	6	45
03/02/2018	PHI	v	CHA	W	-	-	DNP																						
03/04/2018	PHI	@	MIL	L	-	-	57	10	15	1	2	500	0	0	---	0	0	---	2	2	4	1	1	0	0	0	1	2	45
03/06/2018	PHI	@	CHA	W	-	-	58	10	13	3	4	750	1	1	1000	0	0	---	1	4	5	2	3	0	1	1	0	7	45
03/08/2018																													

Year in Review

FURKAN KORKMAZ

DATE	TM	@	OPP	WL	O	G	MIN	FG	FGA	FG%	FG3	FG3A	FG3%	FT	FTA	FT%	OREB	DREB	REB	AST	PF	DQ	STL	TO	BLK	PTS	PPG		
10/18/2017	PHI	@	WAS	L	-	INA																							
10/20/2017	PHI	v	BOS	L	-	INA																							
10/21/2017	PHI	@	TOR	L	-	INA																							
10/23/2017	PHI	@	DET	W.	-	INA																							
10/25/2017	PHI	v	HOU	L	-	DNP																							
10/28/2017	PHI	@	DAL	W.	-	DNP																							
10/30/2017	PHI	@	HOU	W.	-	DNP																							
11/01/2017	PHI	v	ATL	W.	-	DNP																							
11/03/2017	PHI	v	IND	W.	-	INA																							
11/07/2017	PHI	@	UTA	W.	-	INA																							
11/09/2017	PHI	@	SAC	L	-	DNP																							
11/11/2017	PHI	@	GS	L	-	-	1	0	3	1	2	500	0	1	.000	0	0	---	1	1	2	0	1	0	0	0	2	20	
11/13/2017	PHI	@	LAC	W.	-	DNP																							
11/15/2017	PHI	@	LAL	W.	-	DNP																							
11/18/2017	PHI	v	GS	L	-	DNP																							
11/20/2017	PHI	v	UTA	W.	-	-	2	0	1	0	0	---	0	0	---	0	0	---	0	0	0	0	0	0	0	0	10		
11/22/2017	PHI	v	POR	W.	-	-	3	0	2	0	0	---	0	0	---	2	2	1000	0	0	0	0	0	0	0	2	13		
11/25/2017	PHI	v	ORL	W.	-	-	4	0	2	0	2	.000	0	1	.000	0	0	---	0	1	1	1	0	0	1	0	10		
11/27/2017	PHI	v	CLE	L	-	-	5	0	5	0	2	.000	0	2	.000	0	0	---	0	0	0	0	0	0	0	0	0.8		
11/29/2017	PHI	v	WAS	W.	-	DNP																							
11/30/2017	PHI	@	BOS	L	-	DNP																							
12/02/2017	PHI	v	DET	W.	-	INA																							
12/04/2017	PHI	v	PHO	L	-	INA																							
12/07/2017	PHI	v	LAL	L	-	DNP																							
12/09/2017	PHI	@	CLE	L	-	DNP																							
12/10/2017	PHI	@	NO	L	-	-	6	0	20	2	6	.333	1	4	.250	0	0	---	1	2	3	1	3	0	0	1	0	5	15
12/12/2017	PHI	@	MIN	W.	1	DNP																							
12/15/2017	PHI	v	OKC	L	3	INA																							
12/18/2017	PHI	@	CHI	L	-	INA																							
12/19/2017	PHI	v	SAC	L	-	INA																							
12/21/2017	PHI	v	TOR	L	-	INA																							
12/23/2017	PHI	@	TOR	L	-	INA																							
12/25/2017	PHI	@	NY	W.	-	INA																							
12/28/2017	PHI	@	POR	L	-	INA																							
12/30/2017	PHI	@	DEN	W.	-	INA																							
12/31/2017	PHI	@	PHO	W.	-	INA																							
01/03/2018	PHI	v	SA	W.	-	INA																							
01/05/2018	PHI	v	DET	W.	-	INA																							
01/11/2018	PHI	v	BOS	L	-	INA																							
01/15/2018	PHI	v	TOR	W.	-	INA																							
01/18/2018	PHI	@	BOS	W.	-	INA																							
01/20/2018	PHI	v	MIL	W.	-	INA																							
01/22/2018	PHI	@	MEM	L	-	INA																							
01/24/2018	PHI	v	CHI	W.	-	INA																							
01/26/2018	PHI	@	SA	W.	-	INA																							
01/28/2018	PHI	@	OKC	L	-	INA																							
01/29/2018	PHI	@	MIL	L	-	INA																							
01/31/2018	PHI	@	BRK	L	-	INA																							
02/02/2018	PHI	v	MIA	W.	-	INA																							
02/03/2018	PHI	@	IND	L	-	INA																							
02/06/2018	PHI	v	WAS	W.	-	INA																							
02/09/2018	PHI	v	NO	W.	-	INA																							
02/10/2018	PHI	v	LAC	W.	-	INA																							
02/12/2018	PHI	v	NY	W.	-	INA																							
02/14/2018	PHI	v	MIA	W.	-	INA																							
02/22/2018	PHI	@	CHI	W.	-	INA																							
02/24/2018	PHI	v	ORL	W.	-	INA																							
02/25/2018	PHI	@	WAS	L	-	INA																							
02/27/2018	PHI	@	MIA	L	-	INA																							
03/01/2018	PHI	@	CLE	W.	-	INA																							
03/02/2018	PHI	v	CHA	W.	-	INA																							
03/04/2018	PHI	@	MIL	L	-	INA																							
03/06/2018	PHI	@	CHA	W.	-	INA																							
03/08/2018	PHI	@	MIA	L	-	INA																							
03/11/2018	PHI	@	BRK	W.	-	INA																							
03/13/2018	PHI	v	IND	L	-	INA																							
03/15/2018	PHI	@	NY	W.	-	INA																							
03/16/2018	PHI	v	BRK	W.	-	INA																							
03/19/2018	PHI	v	CHA	W.	-	INA																							
03/21/2018	PHI	v	MEM	W.	-	INA																							
03/22/2018	PHI	@	ORL	W.	-	-	7	0	12	1	5	.200	1	3	.333	0	0	---	0	0	0	1	0	0	0	1	0	3	17
03/24/2018	PHI	v	MIN	W.	-	-	8	0	10	1	3	.333	1	1	1000	0	2	.000	0	1	1	0	2	0	0	0	1	3	19
03/26/2018	PHI	v	DEN	W.	-	-	9	0	2	0	0	---	0	0	---	0	0	---	0	1	1	0	0	0	0	0	0	0	17
03/28/2018	PHI	v	NY	W.	-	DNP																							
03/30/2018	PHI	@	ATL	W.	-	-	10	0	5	0	1	.000	0	1	.000	0	0	---	0	1	1	0	1	0	0	0	0	15	
04/01/2018	PHI	@	CHA	W.	-	-	11	0	3	1	1	1000	1	1	1000	0	0	---	0	0	0	0	0	0	0	0	0	3	16
04/03/2018	PHI	v	BRK	W.	-	-	12	0	5	2	2	1000	1	1	1000	0	0	---	0	2	2	0	2	0	1	0	0	5	19
04/04/2018	PHI	@	DET	W.	-	DNP																							
04/06/2018	PHI	v	CLE	W.	-	DNP																							
04/08/2018	PHI	v	DAL	W.	-	-	13	0	2	0	2	.000	0	1	.000	0	0	---	0	0	0	0	0	0	0	0	0	18	
04/10/2018	PHI	@	ATL	W.	-	DNP																							
04/11/2018	PHI	v	MIL	W.	-	-	14	0	8	0	2	.000	0	1	.000	0	0	---	0	0	0	1	3	0	0	0	0	16	
TOTALS							14	0	80	8	28	.286	5	17	.294	2	4	.500	2	9	11	4	12	0	2	2	1	23	16



* * * * *

TIMOTHÉ LUWAWU-CABARROT

DATE	TM	@	OPP	WL	O	G	MIN	FG	FGA	FG%	FG3	FG3A	FG3%	FT	FTA	FT%	OREB	DREB	REB	AST	PF	DQ	STL	TO	BLK	PTS	PPG			
10/18/2017	PHI	@	WAS	L	-	-	1	0	18	2	6	333	1	3	333	0	0	---	1	1	2	2	2	0	1	0	0	5	50	
10/20/2017	PHI	v	BOS	L	-	-	2	0	14	1	4	250	0	2	000	0	0	---	0	0	0	1	2	0	1	0	0	2	35	
10/21/2017	PHI	@	TOR	L	-	-	3	0	11	1	5	200	1	4	250	1	2	500	1	1	2	0	1	0	0	3	0	4	37	
10/23/2017	PHI	@	DET	W	-	-	4	0	8	0	2	000	0	2	000	3	4	750	1	0	1	1	1	0	1	0	0	3	35	
10/25/2017	PHI	v	HOU	L	-	-	DNP																							
10/28/2017	PHI	@	DAL	W	-	-	5	0	10	2	3	667	2	3	667	0	0	---	0	2	2	0	4	0	1	0	0	6	40	
10/30/2017	PHI	@	HOU	W	-	-	6	0	17	4	7	571	2	3	667	7	7	1000	0	0	0	4	0	1	0	0	0	17	62	
11/01/2017	PHI	v	ATL	W	-	-	7	0	16	2	7	286	2	6	333	0	2	000	1	1	2	2	1	0	0	3	0	6	61	
11/03/2017	PHI	v	IND	W	-	-	8	0	13	2	5	400	2	5	400	0	0	---	0	0	0	1	1	0	0	2	0	6	61	
11/07/2017	PHI	@	UTA	W	-	-	9	0	18	2	5	400	1	2	500	2	2	1000	0	0	0	2	2	0	0	2	0	7	62	
11/09/2017	PHI	@	SAC	L	-	-	10	0	17	1	3	333	1	2	500	1	2	500	0	0	1	3	0	0	0	1	0	4	60	
11/11/2017	PHI	@	GS	L	-	-	11	0	23	6	10	600	3	3	1000	0	1	000	0	1	1	0	1	0	0	2	0	15	68	
11/13/2017	PHI	@	LAC	W	-	-	12	0	18	1	6	367	0	4	000	2	2	1000	0	2	2	0	1	0	0	0	0	4	66	
11/15/2017	PHI	@	LAL	W	-	-	13	0	25	4	10	400	1	6	367	0	0	---	1	2	3	0	2	0	0	2	1	9	68	
11/18/2017	PHI	v	GS	L	-	-	14	0	24	5	12	417	1	5	200	0	0	---	0	1	1	2	3	0	1	0	0	11	71	
11/20/2017	PHI	v	UTA	W	-	-	15	0	16	3	4	750	0	1	000	0	0	---	0	3	3	1	0	0	0	0	0	6	70	
11/22/2017	PHI	v	POR	W	-	-	16	0	11	3	6	500	1	4	250	0	1	000	0	1	1	0	2	0	1	0	0	7	70	
11/25/2017	PHI	v	ORL	W	-	-	17	0	24	1	7	343	1	4	250	6	6	1000	0	2	2	2	5	0	0	0	0	9	71	
11/27/2017	PHI	v	CLE	L	-	-	18	0	11	4	8	500	1	4	250	3	4	750	2	3	5	1	1	0	0	1	0	12	74	
11/29/2017	PHI	v	WAS	W	-	-	19	0	16	1	4	250	1	3	333	0	0	---	0	3	3	1	3	0	0	1	0	3	72	
11/30/2017	PHI	@	BOS	L	-	-	20	0	17	4	5	800	3	4	750	0	0	---	0	4	4	0	1	0	0	0	0	11	74	
12/02/2017	PHI	v	DET	W	-	-	21	0	14	1	3	333	0	1	000	1	2	500	0	2	2	1	2	0	1	1	0	3	71	
12/04/2017	PHI	v	PHO	L	-	-	22	0	26	4	8	500	0	1	000	0	0	---	1	1	2	3	5	0	0	1	0	8	72	
12/07/2017	PHI	v	LAL	L	-	-	23	0	12	0	4	000	0	3	000	0	0	---	2	1	3	0	2	0	0	0	0	0	69	
12/09/2017	PHI	@	CLE	L	-	-	24	0	18	0	2	000	0	2	000	0	0	---	0	1	1	2	3	0	0	0	0	0	66	
12/10/2017	PHI	@	NO	L	-	F	25	1	24	2	10	200	0	4	000	0	0	---	1	1	1	1	2	0	0	2	0	4	65	
12/12/2017	PHI	@	MIN	W	1	-	26	1	4	1	2	500	1	1	1000	0	0	---	1	0	1	1	2	0	0	1	0	3	63	
12/15/2017	PHI	v	OKC	L	3	DNP																								
12/18/2017	PHI	@	CHI	L	-	-	27	1	19	2	5	400	2	5	400	2	2	1000	0	1	1	3	2	0	1	1	1	8	64	
12/19/2017	PHI	v	SAC	L	-	-	28	1	16	1	5	200	1	3	333	0	0	---	0	3	3	0	2	0	0	1	0	3	63	
12/21/2017	PHI	v	TOR	L	-	-	29	1	14	2	5	400	1	4	250	0	0	---	0	1	1	0	3	0	1	1	0	5	62	
12/23/2017	PHI	@	TOR	L	-	-	30	1	27	4	12	333	1	6	367	0	2	000	0	4	4	3	4	0	0	1	0	9	63	
12/25/2017	PHI	@	NY	W	-	-	DNP																							
12/28/2017	PHI	@	POR	L	-	-	DNP																							
12/30/2017	PHI	@	DEN	W	-	-	31	1	11	0	1	000	0	1	000	0	0	---	0	0	0	0	0	0	0	0	0	0	61	
12/31/2017	PHI	@	PHO	W	-	-	32	1	11	0	1	000	0	1	000	2	2	1000	1	1	2	1	2	0	0	1	0	2	60	
01/03/2018	PHI	@	SA	W	-	-	33	1	5	1	2	500	0	1	000	1	1	1000	0	1	1	0	0	0	0	0	0	3	59	
01/05/2018	PHI	v	DET	W	-	-	34	1	18	5	8	625	3	4	750	0	0	---	0	2	2	4	0	0	0	1	0	13	61	
01/11/2018	PHI	v	BOS	L	-	-	35	1	12	0	1	000	0	0	---	6	7	857	0	0	0	0	1	0	0	0	0	6	61	
01/15/2018	PHI	v	TOR	W	-	-	36	1	5	0	0	---	0	0	---	0	0	---	0	0	0	0	1	0	0	0	0	0	59	
01/18/2018	PHI	@	BOS	W	-	-	37	1	4	0	3	000	0	1	000	0	0	---	0	0	0	0	0	0	0	0	1	0	58	
01/20/2018	PHI	v	MIL	W	-	G	38	2	30	5	9	556	3	5	600	3	3	1000	0	3	3	2	3	0	0	0	0	0	16	61
01/22/2018	PHI	@	MEM	L	-	G	39	3	30	6	9	667	6	8	750	2	2	1000	0	0	0	2	4	0	0	3	1	20	64	
01/24/2018	PHI	v	CHI	W	-	G	40	4	34	4	8	500	4	7	571	0	0	---	0	3	3	2	2	0	1	1	0	12	66	
01/26/2018	PHI	@	SA	W	-	G	41	5	29	4	10	400	2	6	333	0	0	---	0	1	1	1	4	0	1	0	0	10	66	
01/28/2018	PHI	@	OKC	L	-	G	42	6	33	2	10	200	2	6	333	0	0	---	1	2	3	5	4	0	0	2	1	6	66	
01/29/2018	PHI	@	MIL	L	-	G	43	7	23	2	8	250	0	4	000	2	2	1000	0	1	1	3	2	0	0	1	0	6	66	
01/31/2018	PHI	@	BRK	L	-	-	44	7	11	0	4	000	0	3	000	0	0	---	0	0	0	0	3	0	0	0	0	0	65	
02/02/2018	PHI	v	MIA	W	-	-	INA																							
02/03/2018	PHI	@	IND	L	-	-	INA																							
02/06/2018	PHI	v	WAS	W	-	-	DNP																							
02/09/2018	PHI	v	NO	W	-	-	45	7	20	2	12	367	2	7	286	0	0	---	0	2	2	1	1	0	0	1	0	6	64	
02/10/2018	PHI	v	LAC	W	-	-	DNP																							
02/12/2018	PHI	v	NY	W	-	-	46	7	7	0	1	000	0	1	000	0	0	---	0	1	1	0	0	0	0	1	0	0	63	
02/14/2018	PHI	v	MIA	W	-	-	DNP																							
02/22/2018	PHI	@	CHI	W	-	-	DNP																							
02/24/2018	PHI	v	ORL	W	-	-	47	7	6	1	3	333	0	2	000	2	2	1000	0	0	0	0	1	0	0	0	0	4	63	
02/25/2018	PHI	@	WAS	L	-	-	48	7	2	0	0	---	0	0	---	0	0	---	0	0	0	0	0	0	0	0	0	0	61	
02/27/2018	PHI	@	MIA	L	-	-	DNP																							
03/01/2018	PHI	@	CLE	W	-	-	DNP																							
03/02/2018	PHI	v	CHA	W	-	-	49	7	5	0	0	---	0	0	---	0	0	---	0	0	0	0	1	0	0	0	0	0	60	
03/04/2018	PHI	@	MIL	L	-	-	50	7	3	1	1	1000	1	1	1000	0	0	---	0	0	0	0	1	0	0	0	0	3	59	
03/06/2018	PHI	@	CHA	W	-	-	51	7	3	1	1	1000	0	0	---	0	0	---	0	0	0	0	0	0	0	0	0	2	59	
03/08/2018	PHI	@	MIA	L	-	-	DNP																							
03/11/2018	PHI	@	BRK	W	-	-	52	7	6	0	0	---	0	0	---	0														

Year in Review

T.J. McCONNELL

DATE	TM	@	OPP	WL	O	G	MIN	FG	FGA	FG%	FG3	FG3A	FG3%	FT	FTA	FT%	OREB	DREB	REB	AST	PF	DQ	STL	TO	BLK	PTS	PPG			
10/18/2017	PHI	@	WAS	L	-	-	1	0	15	1	2	500	0	0	---	0	---	0	0	0	0	3	0	0	0	0	2	20		
10/20/2017	PHI	v	BOS	L	-	-	2	0	12	1	2	500	0	1	000	2	2	1000	1	3	4	0	5	0	2	1	0	4	30	
10/21/2017	PHI	@	TOR	L	-	-	3	0	18	1	4	250	0	1	000	0	0	---	0	1	1	3	4	0	0	2	0	2	27	
10/23/2017	PHI	@	DET	W	-	-	4	0	15	2	5	400	1	1	1000	0	0	---	0	0	0	5	3	0	1	2	0	5	33	
10/25/2017	PHI	v	HOU	L	-	-	5	0	28	3	8	375	0	1	000	0	0	---	3	2	5	9	2	0	6	2	0	6	38	
10/28/2017	PHI	@	DAL	W	-	-	6	0	31	7	10	200	1	2	500	0	0	---	0	4	4	8	0	0	1	3	0	15	57	
10/30/2017	PHI	@	HOU	W	-	-	7	0	26	4	7	571	3	3	1000	0	0	---	0	3	3	5	2	0	1	2	2	11	64	
11/01/2017	PHI	v	ATL	W	-	-	8	0	26	6	10	600	0	0	---	0	0	---	0	6	6	7	4	0	1	2	0	12	71	
11/03/2017	PHI	v	IND	W	-	-	9	0	26	1	3	333	0	0	---	1	2	500	1	4	5	4	1	0	2	1	0	3	67	
11/07/2017	PHI	@	UTA	W	-	-	10	0	30	2	7	286	0	1	000	3	4	750	0	4	8	1	0	0	0	3	0	7	67	
11/09/2017	PHI	@	SAC	L	-	-	11	0	29	2	4	500	0	0	---	0	0	---	1	4	5	6	3	0	1	3	0	4	65	
11/11/2017	PHI	@	GS	L	-	-	12	0	29	3	8	375	0	0	---	0	0	---	1	1	2	7	2	0	1	3	0	6	64	
11/13/2017	PHI	@	LAC	W	-	-	13	0	18	2	3	667	0	1	000	0	0	---	0	6	6	6	1	0	1	2	0	4	62	
11/15/2017	PHI	@	LAL	W	-	-	14	0	23	3	5	600	1	1	1000	0	0	---	1	3	4	4	0	0	1	5	0	7	63	
11/18/2017	PHI	v	GS	L	-	-	15	0	19	1	3	333	0	0	---	0	0	---	1	0	1	3	3	0	1	0	1	2	60	
11/20/2017	PHI	v	UTA	W	-	-	16	0	34	3	6	500	0	0	---	2	2	1000	1	2	3	5	1	0	1	4	0	8	61	
11/22/2017	PHI	v	POR	W	-	-	17	0	27	5	7	714	1	1	1000	2	2	1000	0	3	3	7	4	0	1	2	0	13	65	
11/25/2017	PHI	v	ORL	W	-	G	18	1	37	7	12	583	1	1	1000	0	0	---	1	6	7	13	2	0	3	1	1	15	70	
11/27/2017	PHI	v	CLE	L	-	-	19	1	28	5	8	625	1	2	500	0	0	---	1	5	6	3	1	0	0	0	0	11	72	
11/29/2017	PHI	v	WAS	W	-	-	20	1	16	2	2	1000	0	0	---	0	0	---	0	2	2	1	4	0	0	1	0	4	71	
11/30/2017	PHI	@	BOS	L	-	-	INA																							
12/02/2017	PHI	v	DET	W	-	-	INA																							
12/04/2017	PHI	v	PHO	L	-	-	INA																							
12/07/2017	PHI	v	LAL	L	-	-	21	1	18	0	2	000	0	0	---	0	0	---	0	0	2	3	1	0	0	2	0	0	67	
12/09/2017	PHI	@	CLE	L	-	-	INA																							
12/10/2017	PHI	@	NO	L	-	-	DNP																							
12/12/2017	PHI	@	MIN	W	-	1	22	1	26	3	4	750	0	0	---	1	1	1000	1	5	6	2	2	0	1	3	0	7	67	
12/15/2017	PHI	v	OKC	L	-	-	23	1	16	0	2	000	0	0	---	1	1	1000	1	1	2	3	2	0	2	2	0	1	65	
12/18/2017	PHI	@	CHI	L	-	-	24	1	31	5	9	556	1	2	500	0	0	---	0	6	6	5	3	0	0	2	1	11	67	
12/19/2017	PHI	v	SAC	L	-	-	25	1	21	5	6	833	0	0	---	1	2	500	0	0	0	2	1	0	0	2	0	11	68	
12/21/2017	PHI	v	TOR	L	-	-	26	1	21	2	6	333	1	3	333	0	0	---	0	1	1	5	1	0	0	1	1	5	68	
12/23/2017	PHI	@	TOR	L	-	-	27	1	20	4	8	500	0	2	000	0	0	---	0	2	2	1	2	0	2	2	0	2	8	68
12/25/2017	PHI	@	NY	W	-	-	28	1	29	6	10	600	2	3	667	1	1	1000	1	4	5	4	0	0	2	1	0	15	71	
12/28/2017	PHI	@	POR	L	-	-	29	1	34	5	9	556	0	3	000	0	0	---	0	3	3	6	4	0	4	2	0	10	72	
12/30/2017	PHI	@	DEN	W	-	-	30	1	22	5	9	556	0	2	000	0	0	---	0	3	3	8	2	0	1	1	0	10	73	
12/31/2017	PHI	@	PHO	W	-	-	31	1	27	4	5	800	0	0	---	0	0	---	1	4	5	1	0	0	2	2	0	8	73	
01/03/2018	PHI	v	SA	W	-	-	32	1	25	1	4	250	0	1	000	0	0	---	0	1	1	4	1	0	1	1	0	2	72	
01/05/2018	PHI	v	DEN	W	-	-	33	1	30	1	4	250	0	0	---	0	0	---	1	4	5	4	2	0	1	2	1	2	70	
01/11/2018	PHI	v	BOS	L	-	-	34	1	26	6	11	545	0	0	---	0	0	---	0	4	4	5	0	0	3	1	0	12	71	
01/15/2018	PHI	v	TOR	W	-	-	35	1	32	8	13	615	1	3	333	1	2	500	0	6	6	8	0	0	3	2	1	18	75	
01/18/2018	PHI	@	BOS	W	-	-	36	1	26	5	8	625	2	2	1000	3	4	750	0	2	2	2	1	0	3	4	0	15	77	
01/20/2018	PHI	v	MIL	W	-	-	37	1	32	5	10	500	0	0	---	1	1	1000	1	2	3	7	4	0	2	2	0	11	78	
01/22/2018	PHI	@	MEM	L	-	-	38	1	28	2	7	286	1	2	500	2	2	1000	1	5	6	3	4	0	0	4	0	7	77	
01/24/2018	PHI	v	CHI	W	-	-	INA																							
01/26/2018	PHI	@	SA	W	-	-	39	1	24	2	7	286	1	1	1000	0	0	---	2	1	3	4	0	0	1	0	0	5	77	
01/28/2018	PHI	@	OKC	L	-	-	40	1	16	4	4	000	0	0	---	2	2	1000	0	1	1	0	2	0	1	1	0	10	77	
01/29/2018	PHI	@	MIL	L	-	-	41	1	20	1	5	200	0	0	---	0	0	---	0	3	3	3	2	0	1	5	0	2	76	
01/31/2018	PHI	@	BRK	L	-	-	42	1	20	1	2	500	0	0	---	0	0	---	0	0	0	1	1	0	0	1	0	2	75	
02/02/2018	PHI	v	MIA	W	-	-	43	1	23	2	6	333	0	0	---	0	0	---	0	3	3	5	2	0	1	0	0	4	74	
02/03/2018	PHI	@	IND	L	-	-	44	1	13	2	3	667	1	1	1000	0	0	---	1	0	1	2	0	0	0	1	0	5	73	
02/06/2018	PHI	v	WAS	W	-	-	45	1	24	3	6	500	1	1	1000	0	0	---	1	6	7	4	3	0	1	1	0	7	73	
02/09/2018	PHI	v	NO	W	-	-	46	1	24	1	5	200	0	0	---	0	0	---	0	3	3	5	2	0	0	0	0	2	72	
02/10/2018	PHI	v	LAC	W	-	-	47	1	26	6	7	857	3	3	1000	2	2	1000	0	0	0	8	1	0	2	0	0	10	74	
02/12/2018	PHI	v	NY	W	-	-	48	1	37	5	11	455	0	0	---	0	0	---	2	8	10	11	4	0	6	2	0	10	75	
02/14/2018	PHI	v	MIA	W	-	-	49	1	20	1	6	367	0	0	---	0	0	---	1	2	3	0	1	0	1	0	0	2	73	
02/22/2018	PHI	@	CHI	W	-	-	50	1	24	4	7	571	1	2	500	0	0	---	0	0	0	1	4	0	1	2	0	9	74	
02/24/2018	PHI	v	ORL	W	-	-	51	1	31	1	5	200	0	1	000	2	2	1000	1	2	3	6	1	0	2	3	0	4	73	
02/25/2018	PHI	@	WAS	L	-	-	52	1	21	0	2	000	0	0	---	0	0	---	0	2	2	3	1	0	4	2	0	0	72	
02/27/2018	PHI	@	MIA	L	-	-	53	1	24	3	7	429	1	2	500	0	0	---	1	2	3	3	1	0	3	1	0	7	72	
03/01/2018	PHI	@	CLE	W	-	-	54	1	19	1	4	250	0	2	000	0	0	---	0	0	0	3	0	0	1	0	0	2	71	
03/02/2018	PHI	v	CHA	W	-	-	55	1	21	0	2	000	1	1	000	0	0	---	0	2	2	2	0	0	0	1	0	0	69	
03/04/2018	PHI	@	MIL	L	-	-	56	1	22	3	6	500	0	0	---	0	0	---	1	1	2	3	0	0	0	1	0	6	69	
03/06/2018	PHI	@	CHA	W	-	-	57	1	24	4	7	571	0	0	---															



* * * * *

JJ REDICK

DATE	TM	@	OPP	WL	O	G	MIN	FG	FGA	FG%	FG3	FG3A	FG3%	FT	FTA	FT%	OREB	DREB	REB	AST	PF	DQ	STL	TO	BLK	PTS	PPG		
10/18/2017	PHI	@	WAS	L	-	-	1	0	18	2	6	333	1	3	333	0	0	---	1	1	2	2	2	0	1	0	0	5	50
10/20/2017	PHI	v	BOS	L	-	-	2	0	14	1	4	250	0	2	000	0	0	---	0	0	0	1	2	0	1	0	0	2	35
10/21/2017	PHI	@	TOR	L	-	-	3	0	11	1	5	200	1	4	250	1	2	500	1	1	2	0	1	0	0	3	0	4	37
10/23/2017	PHI	@	DET	W	-	-	4	0	8	0	2	000	0	2	000	3	4	750	1	1	1	1	1	0	1	0	0	3	35
10/25/2017	PHI	v	HOU	L	-	-	DNP																						
10/28/2017	PHI	@	DAL	W	-	-	5	0	10	2	3	667	2	3	667	0	0	---	0	2	2	0	4	0	1	0	0	6	40
10/30/2017	PHI	@	HOU	W	-	-	6	0	17	4	7	571	2	3	667	7	7	1000	0	0	0	4	0	1	0	0	0	17	62
11/01/2017	PHI	v	ATL	W	-	-	7	0	16	2	7	286	2	6	333	0	2	000	1	1	2	2	1	0	0	3	0	6	61
11/03/2017	PHI	v	IND	W	-	-	8	0	13	2	5	400	2	5	400	0	0	---	0	0	0	1	1	0	0	2	0	6	61
11/07/2017	PHI	@	UTA	W	-	-	9	0	18	2	5	400	1	2	500	2	2	1000	0	0	0	2	2	0	0	2	0	7	62
11/09/2017	PHI	@	SAC	L	-	-	10	0	17	1	3	333	1	2	500	1	2	500	0	0	1	3	0	0	1	0	4	60	
11/11/2017	PHI	@	GS	L	-	-	11	0	23	6	10	600	3	3	1000	0	1	000	0	1	1	0	1	0	0	2	0	15	68
11/13/2017	PHI	@	LAC	W	-	-	12	0	18	1	6	367	0	4	000	2	2	1000	0	2	2	0	1	0	0	0	0	4	66
11/15/2017	PHI	@	LAL	W	-	-	13	0	25	4	10	400	1	6	367	0	0	---	1	2	3	0	2	0	0	2	1	9	68
11/18/2017	PHI	v	GS	L	-	-	14	0	24	5	12	417	1	5	200	0	0	---	0	1	1	2	3	0	1	1	0	11	71
11/20/2017	PHI	v	UTA	W	-	-	15	0	16	3	4	750	0	1	000	0	0	---	0	3	3	1	0	0	0	0	0	6	70
11/22/2017	PHI	v	POR	W	-	-	16	0	11	3	6	500	1	4	250	0	1	000	0	1	1	0	2	0	1	0	0	7	70
11/25/2017	PHI	v	ORL	W	-	-	17	0	24	1	7	343	1	4	250	6	6	1000	0	2	2	2	5	0	0	0	0	9	71
11/27/2017	PHI	v	CLE	L	-	-	18	0	11	4	8	500	1	4	250	3	4	750	2	3	5	1	1	0	0	1	0	12	74
11/29/2017	PHI	v	WAS	W	-	-	19	0	16	1	4	250	1	3	333	0	0	---	0	3	3	1	3	0	0	1	0	3	72
11/30/2017	PHI	@	BOS	L	-	-	20	0	17	4	5	800	3	4	750	0	0	---	0	4	4	0	1	0	0	0	0	11	74
12/02/2017	PHI	v	DET	W	-	-	21	0	14	1	3	333	0	1	000	1	2	500	0	2	2	1	2	0	1	1	0	3	71
12/04/2017	PHI	v	PHO	L	-	-	22	0	26	4	8	500	0	1	000	0	0	---	1	1	2	3	5	0	0	1	0	8	72
12/07/2017	PHI	v	LAL	L	-	-	23	0	12	0	4	000	0	3	000	0	0	---	2	1	3	0	2	0	0	0	0	0	69
12/09/2017	PHI	@	CLE	L	-	-	24	0	18	0	2	000	0	2	000	0	0	---	0	1	1	2	3	0	0	0	0	0	66
12/10/2017	PHI	@	NO	L	-	F	25	1	24	2	10	200	0	4	000	0	0	---	1	0	1	1	2	0	0	2	0	4	65
12/12/2017	PHI	@	MIN	W	1	-	26	1	4	1	2	500	1	1	1000	0	0	---	1	0	1	1	2	0	0	1	0	3	63
12/15/2017	PHI	v	OKC	L	3	DNP																							
12/18/2017	PHI	@	CHI	L	-	-	27	1	19	2	5	400	2	5	400	2	2	1000	0	1	1	3	2	0	1	1	1	8	64
12/19/2017	PHI	v	SAC	L	-	-	28	1	16	1	5	200	1	3	333	0	0	---	0	3	3	0	2	0	0	1	0	3	63
12/21/2017	PHI	v	TOR	L	-	-	29	1	14	2	5	400	1	4	250	0	0	---	0	1	1	0	3	0	1	1	0	5	62
12/23/2017	PHI	@	TOR	L	-	-	30	1	27	4	12	333	1	6	367	0	2	000	0	4	4	3	4	0	0	1	0	9	63
12/25/2017	PHI	@	NY	W	-	-	DNP																						
12/28/2017	PHI	@	POR	L	-	-	DNP																						
12/30/2017	PHI	@	DEN	W	-	-	31	1	11	0	1	000	0	1	000	0	0	---	0	0	0	0	0	0	0	0	0	0	61
12/31/2017	PHI	@	PHO	W	-	-	32	1	11	0	1	000	0	1	000	2	2	1000	1	1	2	1	2	0	0	1	0	2	60
01/03/2018	PHI	@	SA	W	-	-	33	1	5	1	2	500	0	1	000	1	1	1000	0	1	1	0	0	0	0	0	0	3	59
01/05/2018	PHI	v	DET	W	-	-	34	1	18	5	8	625	3	4	750	0	0	---	0	2	2	4	0	0	0	1	0	13	61
01/11/2018	PHI	v	BOS	L	-	-	35	1	12	0	1	000	0	0	---	6	7	857	0	0	0	0	1	0	0	0	0	6	61
01/15/2018	PHI	v	TOR	W	-	-	36	1	5	0	0	---	0	0	---	0	0	---	0	0	0	0	1	0	0	0	0	0	59
01/18/2018	PHI	@	BOS	W	-	-	37	1	4	0	3	000	0	1	000	0	0	---	0	0	0	0	0	0	0	0	1	0	58
01/20/2018	PHI	v	MIL	W	-	G	38	2	30	5	9	556	3	5	600	3	3	1000	0	3	3	2	3	0	0	0	0	16	61
01/22/2018	PHI	@	MEM	L	-	G	39	3	30	6	9	667	6	8	750	2	2	1000	0	0	0	2	4	0	0	3	1	20	64
01/24/2018	PHI	v	CHI	W	-	G	40	4	34	4	8	500	4	7	571	0	0	---	0	3	3	2	2	0	1	1	0	12	66
01/26/2018	PHI	@	SA	W	-	G	41	5	29	4	10	400	2	6	333	0	0	---	0	1	1	1	4	0	1	0	0	10	66
01/28/2018	PHI	@	OKC	L	-	G	42	6	33	2	10	200	2	6	333	0	0	---	1	2	3	5	4	0	0	2	1	6	66
01/29/2018	PHI	@	MIL	L	-	G	43	7	23	2	8	250	0	4	000	2	2	1000	0	1	1	3	2	0	0	1	0	6	66
01/31/2018	PHI	@	BRK	L	-	-	44	7	11	0	4	000	0	3	000	0	0	---	0	0	0	0	3	0	0	0	0	0	65
02/02/2018	PHI	v	MIA	W	-	-	INA																						
02/03/2018	PHI	@	IND	L	-	-	INA																						
02/06/2018	PHI	v	WAS	W	-	-	DNP																						
02/09/2018	PHI	v	NO	W	-	-	45	7	20	2	12	367	2	7	286	0	0	---	0	2	2	1	1	0	0	1	0	6	64
02/10/2018	PHI	v	LAC	W	-	-	DNP																						
02/12/2018	PHI	v	NY	W	-	-	46	7	7	0	1	000	0	1	000	0	0	---	0	1	1	0	0	0	0	1	0	0	63
02/14/2018	PHI	v	MIA	W	-	-	DNP																						
02/22/2018	PHI	@	CHI	W	-	-	DNP																						
02/24/2018	PHI	v	ORL	W	-	-	47	7	6	1	3	333	0	2	000	2	2	1000	0	0	0	0	1	0	0	0	0	4	63
02/25/2018	PHI	@	WAS	L	-	-	48	7	2	0	0	---	0	0	---	0	0	---	0	0	0	0	0	0	0	0	0	0	61
02/27/2018	PHI	@	MIA	L	-	-	DNP																						
03/01/2018	PHI	@	CLE	W	-	-	DNP																						
03/02/2018	PHI	v	CHA	W	-	-	49	7	5	0	0	---	0	0	---	0	0	---	0	0	0	0	1	0	0	0	0	0	60
03/04/2018	PHI	@	MIL	L	-	-	50	7	3	1	1	1000	1	1	1000	0	0	---	0	0	0	0	1	0	0	0	0	3	59
03/06/2018	PHI	@	CHA	W	-	-	51	7	3	1	1	1000	0	0	---	0	0	---	0	0	0	0	0	0	0	0	0	2	59
03/08/2018	PHI	@	MIA	L	-	-	DNP																						
03/11/2018	PHI	@	BRK	W	-	-	52	7	6	0	0	---	0	0	---	0	0	---	0										

Year in Review

DARIO ŠARIĆ

DATE	TM	@	OPP	WL	O	G	MIN	FG	FGA	FG%	FG3	FG3A	FG3%	FT	FTA	FT%	OREB	DREB	REB	AST	PF	DQ	STL	TO	BLK	PTS	PPG			
10/18/2017	PHI	@	WAS	L	-	G	1	1	32	4	10	400	4	8	500	0	---	0	2	2	4	4	0	1	2	0	12	12.0		
10/20/2017	PHI	v	BOS	L	-	F	2	2	36	7	16	438	4	7	571	1	1	1000	0	0	4	1	0	0	0	0	19	15.5		
10/21/2017	PHI	@	TOR	L	-	G	3	3	26	2	8	250	0	2	000	2	2	1000	0	2	2	3	1	0	2	2	6	12.3		
10/23/2017	PHI	@	DET	W	-	F	4	4	34	3	9	333	0	3	000	1	1	1000	0	1	7	1	1	0	0	2	7	11.0		
10/25/2017	PHI	v	HOU	L	-	F	5	5	34	9	16	563	3	8	375	1	1	1000	0	5	5	4	2	0	0	2	22	13.2		
10/28/2017	PHI	@	DAL	W	-	DNP																								
10/30/2017	PHI	@	HOU	W	-	INA																								
11/01/2017	PHI	v	ATL	W	-	G	6	6	32	3	11	273	1	6	367	1	2	500	0	1	1	3	4	0	0	1	0	8	12.3	
11/03/2017	PHI	v	IND	W	-	G	7	7	33	11	19	579	8	12	667	1	1	1000	0	3	3	6	2	0	0	1	0	31	15.0	
11/07/2017	PHI	@	UTA	W	-	G	8	8	35	5	12	417	3	7	429	7	7	1000	0	3	3	2	3	0	0	1	0	20	15.6	
11/09/2017	PHI	@	SAC	L	-	G	9	9	34	6	13	462	2	6	333	0	0	---	0	4	4	5	3	0	0	0	0	14	15.4	
11/11/2017	PHI	@	GS	L	-	G	10	10	30	7	13	538	2	6	333	1	2	500	1	0	1	6	1	0	3	0	0	17	15.6	
11/13/2017	PHI	@	LAC	W	-	G	11	11	36	3	10	300	1	7	343	3	3	1000	0	2	2	6	4	0	0	3	0	10	15.1	
11/15/2017	PHI	@	LAL	W	-	G	12	12	35	4	15	267	0	8	000	3	4	750	0	8	8	5	4	0	1	2	0	11	14.8	
11/18/2017	PHI	v	GS	L	-	G	13	13	37	8	16	500	2	4	500	2	2	1000	0	1	0	1	2	2	0	1	1	20	15.2	
11/20/2017	PHI	v	UTA	W	-	G	14	14	32	6	9	667	2	2	1000	6	6	1000	0	2	2	4	3	0	1	1	0	20	15.5	
11/22/2017	PHI	v	POR	W	-	G	15	15	31	4	10	400	3	6	500	0	0	---	0	5	5	0	1	0	1	1	0	11	15.2	
11/25/2017	PHI	v	ORL	W	-	G	16	16	33	10	18	556	8	12	667	1	1	1000	2	3	5	1	2	0	0	1	0	29	16.1	
11/27/2017	PHI	v	CLE	L	-	G	17	17	36	4	16	250	1	4	250	2	2	1000	1	1	2	3	0	0	1	2	0	11	15.8	
11/29/2017	PHI	v	WAS	W	-	G	18	18	30	4	12	333	0	5	000	0	0	---	0	0	0	4	4	0	0	1	1	8	15.3	
11/30/2017	PHI	@	BOS	L	-	G	19	19	33	5	15	333	4	6	667	3	3	1000	0	3	3	5	1	0	1	2	1	17	15.4	
12/02/2017	PHI	v	DET	W	-	G	20	20	36	6	10	600	1	3	333	5	6	833	0	2	2	7	3	0	1	1	0	18	15.6	
12/04/2017	PHI	v	PHO	L	-	G	21	21	33	9	16	563	3	10	300	4	4	1000	0	1	1	1	3	0	1	2	0	25	16.0	
12/07/2017	PHI	v	LAL	L	-	F	22	22	33	5	13	385	2	7	286	3	3	1000	0	2	2	2	4	0	0	4	0	15	16.0	
12/09/2017	PHI	@	CLE	L	-	G	23	23	36	6	13	462	4	9	444	3	3	1000	0	1	1	2	2	0	2	1	0	19	16.1	
12/10/2017	PHI	@	NO	L	-	G	24	24	35	8	14	571	3	7	429	9	9	1000	0	3	3	4	2	0	0	3	0	28	16.6	
12/12/2017	PHI	@	MIN	W	-	G	25	25	35	6	15	400	3	9	333	11	11	1000	0	2	2	3	2	0	0	3	0	26	17.0	
12/15/2017	PHI	v	OKC	L	-	G	26	26	51	7	18	389	4	13	308	1	1	1000	0	3	3	6	2	0	0	0	0	19	17.0	
12/18/2017	PHI	@	CHI	L	-	G	27	27	35	4	11	364	2	4	500	2	2	1000	0	2	2	4	1	0	0	5	0	12	16.9	
12/19/2017	PHI	v	SAC	L	-	G	28	28	20	3	10	300	2	5	400	0	0	---	0	2	2	1	1	0	0	1	0	8	16.5	
12/21/2017	PHI	v	TOR	L	-	INA																								
12/23/2017	PHI	@	TOR	L	-	INA																								
12/25/2017	PHI	@	NY	W	-	G	29	29	27	6	10	600	4	8	500	8	8	1000	1	5	6	2	2	0	2	2	0	24	16.8	
12/28/2017	PHI	@	POR	L	-	G	30	30	32	7	18	389	4	9	444	1	1	1000	0	1	1	1	2	3	0	0	0	0	19	16.9
12/30/2017	PHI	@	DEN	W	-	G	31	31	26	8	15	533	2	4	500	0	0	---	0	1	1	1	2	2	0	0	1	0	18	16.9
12/31/2017	PHI	@	PHO	W	-	G	32	32	29	6	13	462	3	8	375	7	8	875	0	1	1	3	5	0	0	0	0	22	17.1	
01/03/2018	PHI	v	SA	W	-	G	33	33	32	6	12	500	3	4	750	5	6	833	0	2	2	4	0	0	0	1	0	20	17.2	
01/05/2018	PHI	v	DET	W	-	G	34	34	24	6	11	545	3	8	375	6	6	1000	0	2	2	3	0	0	0	0	0	21	17.3	
01/11/2018	PHI	v	BOS	L	-	G	35	35	30	7	12	583	5	9	556	3	3	1000	0	7	7	3	1	0	0	3	1	22	17.4	
01/15/2018	PHI	v	TOR	W	-	G	36	36	28	5	10	500	2	6	333	3	3	1000	0	5	5	3	1	0	1	1	0	15	17.3	
01/18/2018	PHI	@	BOS	W	-	INA																								
01/20/2018	PHI	v	MIL	W	-	INA																								
01/22/2018	PHI	@	MEM	L	-	INA																								
01/24/2018	PHI	v	CHI	W	-	INA																								
01/26/2018	PHI	@	SA	W	-	INA																								
01/28/2018	PHI	@	OKC	L	-	INA																								
01/29/2018	PHI	@	MIL	L	-	INA																								
01/31/2018	PHI	@	BRK	L	-	G	37	37	26	4	10	400	3	4	750	9	10	900	0	2	2	0	1	0	1	0	0	20	17.4	
02/02/2018	PHI	v	MIA	W	-	G	38	38	29	5	15	333	0	4	000	3	3	1000	0	0	0	3	1	0	0	0	0	13	17.3	
02/03/2018	PHI	@	IND	L	-	G	39	39	28	1	8	125	1	6	367	3	3	1000	0	3	3	2	2	0	2	3	0	6	17.0	
02/06/2018	PHI	v	WAS	W	-	G	40	40	33	6	9	667	4	5	800	2	2	1000	0	1	1	6	3	0	0	0	2	0	18	17.0
02/09/2018	PHI	v	NO	W	-	G	41	41	24	6	10	600	3	6	500	0	0	---	0	7	7	2	2	0	2	1	0	15	17.0	
02/10/2018	PHI	v	LAC	W	-	G	42	42	29	6	12	500	5	10	500	0	0	---	0	1	1	3	1	0	0	0	0	1	17	17.0
02/12/2018	PHI	v	NY	W	-	G	43	43	26	6	11	545	3	6	500	3	4	750	0	1	1	1	2	2	0	1	2	0	18	17.0
02/14/2018	PHI	v	MIA	W	-	G	44	44	34	6	19	36	2	12	367	0	0	---	1	6	7	5	3	0	0	3	0	14	16.9	
02/22/2018	PHI	@	CHI	W	-	G	45	45	31	4	13	308	3	8	375	3	4	750	0	3	3	2	0	0	0	1	0	14	16.9	
02/24/2018	PHI	v	ORL	W	-	G	46	46	24	6	8	750	1	2	500	3	3	1000	0	0	0	3	0	0	1	0	0	16	16.8	
02/25/2018	PHI	@	WAS	L	-	G	47	47	30	2	10	200	2	8	250	0	0	---	0	1	1	4	1	0	1	3	0	6	16.6	
02/27/2018	PHI	@	MIA	L	-	G	48	48	28	4	14	286	2	8	250	5	5	1000	1	2	3	4	1	0	1	5	0	15	16.6	
03/01/2018	PHI	@	CLE	W	-	G	49	49	29	7	11	636	4	7	571	4	6	667	0	2	2	2	3	0	0	1	0	22	16.7	
03/02/2018	PHI	v	CHA	W	-	G	50	50	32	6	11	545	2	4	500	4	4	1000	0	2	2	2	2	0	0	0	1	0	18	16.7
03/04/2018	PHI	@	MIL	L	-	G	51	51	32	5	8	625	4	6	667	3	3	1000	0	1	1	2	3	0	1	5	1	17	16.7	
03/06/2018	PHI	@	CHA																											



* * * * *

BEN SIMMONS

DATE	TM	@	OPP	WL	O	G	MIN	FG	FGA	FG%	FG3	FG3A	FG3%	FT	FTA	FT%	OREB	DREB	REB	AST	PF	DQ	STL	TO	BLK	PTS	PPG			
10/18/2017	PHI	@	WAS	L	-	F	1	1	35	7	14	500	0	0	---	4	6	667	3	7	10	5	3	0	2	1	18	18.0		
10/20/2017	PHI	v	BOS	L	-	G	2	2	37	4	11	364	0	0	---	3	6	500	3	8	11	5	2	0	1	4	11	14.5		
10/21/2017	PHI	@	TOR	L	-	F	3	3	33	7	16	438	0	0	2,000	4	8	500	1	9	10	8	0	0	0	3	0	18	15.7	
10/23/2017	PHI	@	DET	W	-	G	4	4	34	8	17	472	0	0	---	5	6	833	2	10	12	10	2	0	1	4	0	21	17.0	
10/25/2017	PHI	v	HOU	L	-	G	5	5	34	7	17	427	0	1	1,000	0	2	000	2	5	7	9	2	0	3	4	1	14	16.4	
10/28/2017	PHI	@	DAL	W	-	G	6	6	34	10	15	667	0	0	---	3	4	750	2	5	7	8	3	0	3	1	1	23	17.5	
10/30/2017	PHI	@	HOU	W	-	G	7	7	39	10	15	667	0	1	1,000	4	9	444	1	6	7	9	3	0	0	5	0	24	18.4	
11/01/2017	PHI	v	ATL	W	-	G	8	8	34	8	16	500	0	1	1,000	3	6	500	4	9	13	9	2	0	2	4	0	19	18.5	
11/03/2017	PHI	v	IND	W	-	G	9	9	39	5	13	385	0	0	---	4	4	1000	2	9	11	11	3	0	2	5	3	14	18.0	
11/07/2017	PHI	@	UTA	W	-	G	10	10	36	7	22	318	0	1	1,000	2	2	1000	1	12	13	6	5	0	3	6	3	16	17.8	
11/09/2017	PHI	@	SAC	L	-	G	11	11	27	6	8	750	0	0	---	6	8	750	0	2	2	6	5	0	2	4	0	0	18	17.8
11/11/2017	PHI	@	GS	L	-	G	12	12	29	6	17	353	0	0	---	1	4	250	3	2	5	8	1	0	2	4	0	0	13	17.4
11/13/2017	PHI	@	LAC	W	-	G	13	13	37	9	14	643	0	1	1,000	4	6	667	4	8	12	4	5	0	1	5	1	22	17.8	
11/15/2017	PHI	@	LAL	W	-	G	14	14	39	8	13	615	0	0	---	2	4	500	3	6	9	10	1	0	5	1	1	18	17.8	
11/18/2017	PHI	v	GS	L	-	G	15	15	38	11	15	733	0	0	---	1	2	500	2	6	8	12	3	0	1	1	0	23	18.1	
11/20/2017	PHI	v	UTA	W	-	G	16	16	34	13	24	542	0	0	---	1	4	250	2	8	10	2	2	0	4	4	0	27	18.7	
11/22/2017	PHI	v	POR	W	-	G	17	17	39	8	20	400	0	0	---	0	2	000	0	6	8	9	1	0	3	3	2	16	18.5	
11/25/2017	PHI	v	ORL	W	-	DNP																								
11/27/2017	PHI	v	CLE	L	-	G	18	18	35	5	11	455	0	0	---	0	0	---	3	5	8	2	3	0	3	4	1	10	18.1	
11/29/2017	PHI	v	WAS	W	-	G	19	19	41	8	16	500	0	1	1,000	15	29	517	5	13	18	4	3	0	5	6	2	3	18.7	
11/30/2017	PHI	@	BOS	L	-	G	20	20	40	6	14	429	0	0	---	2	4	750	4	2	6	7	1	0	5	5	0	15	18.6	
12/02/2017	PHI	v	DET	W	-	G	21	21	39	2	6	333	0	0	---	1	2	500	3	7	10	6	3	0	0	4	2	5	17.9	
12/04/2017	PHI	v	PHO	L	-	G	22	22	36	9	18	500	0	0	---	2	2	1000	1	7	8	7	3	0	6	3	0	20	18.0	
12/07/2017	PHI	v	LAL	L	-	G	23	23	43	6	14	429	0	0	---	0	2	000	0	12	12	15	4	0	4	0	1	12	17.7	
12/09/2017	PHI	@	CLE	L	-	G	24	24	36	7	13	538	0	0	---	0	0	---	0	6	6	10	3	0	1	7	1	14	17.6	
12/10/2017	PHI	@	NO	L	-	G	25	25	36	10	16	625	0	0	---	7	9	778	2	3	5	10	4	0	0	5	1	27	18.0	
12/12/2017	PHI	@	MIN	W	-	G	26	26	40	3	8	375	0	0	---	1	3	333	0	3	3	8	0	0	1	7	0	7	17.5	
12/15/2017	PHI	v	OKC	L	3	G	27	27	52	6	10	600	0	0	---	0	2	000	1	8	9	11	5	0	4	3	0	12	17.3	
12/18/2017	PHI	@	CHI	L	-	G	28	28	35	9	18	500	0	1	1,000	1	5	200	4	11	10	12	0	0	0	3	4	19	17.4	
12/19/2017	PHI	v	SAC	L	-	G	29	29	33	5	6	833	0	0	---	3	5	600	1	7	12	9	3	0	3	4	0	13	17.2	
12/21/2017	PHI	v	TOR	L	-	G	30	30	33	9	14	643	0	0	---	2	5	400	2	4	6	4	3	0	0	7	1	20	17.3	
12/23/2017	PHI	@	TOR	L	-	G	31	31	33	5	13	385	0	0	---	0	2	000	2	3	5	6	2	0	1	3	0	10	17.1	
12/25/2017	PHI	@	NY	W	-	G	32	32	33	4	8	500	0	0	---	0	2	000	1	7	8	3	3	0	1	2	1	8	16.8	
12/28/2017	PHI	@	POR	L	-	G	33	33	34	7	17	412	0	0	---	3	3	1000	1	3	4	8	4	0	1	3	0	17	16.8	
12/30/2017	PHI	@	DEN	W	-	G	34	34	32	3	9	333	0	0	---	0	0	---	1	5	6	6	5	0	0	5	1	6	16.5	
1/1/2018	PHI	@	PHO	W	-	G	35	35	32	7	17	636	0	0	---	7	11	636	0	9	9	6	5	0	3	5	3	21	16.6	
01/03/2018	PHI	v	SA	W	-	G	36	36	34	8	18	444	0	1	1,000	10	15	667	1	4	5	4	3	0	3	4	1	26	16.9	
01/05/2018	PHI	v	DET	W	-	G	37	37	23	9	13	692	0	0	---	1	1	1000	2	2	4	9	4	0	2	4	2	19	16.9	
01/11/2018	PHI	v	BOS	L	-	G	38	38	29	8	12	667	0	0	---	0	0	---	0	2	2	3	2	0	2	3	2	16	16.9	
01/15/2018	PHI	v	TOR	W	-	G	39	39	27	5	10	500	0	0	---	2	4	500	0	1	1	4	5	0	2	6	2	12	16.8	
01/18/2018	PHI	@	BOS	W	-	G	40	40	34	4	9	444	0	0	---	0	0	---	2	5	7	4	3	0	1	3	0	8	16.6	
01/20/2018	PHI	v	MIL	W	-	G	41	41	31	8	13	615	0	0	---	0	0	---	1	7	8	9	4	0	1	4	0	16	16.6	
01/22/2018	PHI	@	MEM	L	-	G	42	42	35	3	8	375	0	0	---	0	0	---	1	2	3	7	5	0	1	4	0	6	16.3	
01/24/2018	PHI	v	CHI	W	-	G	43	43	39	6	15	400	0	0	---	7	10	700	3	14	17	14	4	0	0	6	2	19	16.4	
01/26/2018	PHI	@	SA	W	-	G	44	44	34	10	11	509	0	0	---	1	2	500	4	4	5	7	1	0	2	3	1	21	16.5	
01/28/2018	PHI	@	OKC	L	-	G	45	45	39	10	14	714	0	0	---	2	6	333	1	3	6	7	1	0	1	1	1	22	16.6	
01/29/2018	PHI	@	MIL	L	-	G	46	46	29	7	10	700	0	0	---	2	3	667	0	6	6	5	3	0	1	2	0	16	16.6	
01/31/2018	PHI	@	BRK	L	-	G	47	47	38	11	16	688	0	0	---	2	2	1000	1	1	2	7	1	0	1	1	0	24	16.7	
02/02/2018	PHI	v	MIA	W	-	G	48	48	35	8	13	615	0	0	---	4	4	1000	2	4	6	5	1	0	2	0	1	20	16.8	
02/03/2018	PHI	@	IND	L	-	G	49	49	35	4	13	308	0	0	---	2	6	333	5	6	11	6	3	0	1	0	0	10	16.7	
02/06/2018	PHI	v	WAS	W	-	G	50	50	36	6	8	750	0	0	---	3	5	600	3	3	6	8	2	0	3	5	1	15	16.6	
02/09/2018	PHI	v	NO	W	-	G	51	51	25	3	11	273	0	0	---	4	4	1000	2	7	9	8	1	0	3	4	1	10	16.5	
02/10/2018	PHI	v	LAC	W	-	G	52	52	35	7	13	538	0	0	---	1	0	1,000	1	4	5	10	2	0	2	4	1	14	16.5	
02/12/2018	PHI	v	NY	W	-	G	53	53	33	6	8	750	0	0	---	1	2	500	1	5	6	6	2	0	4	3	3	13	16.4	
02/14/2018	PHI	v	MIA	W	-	G	54	54	36	8	15	533	0	0	---	2	5	400	4	8	12	10	1	0	4	4	0	18	16.4	
02/22/2018	PHI	@	CHI	W	-	G	55	55	34	13	18	722	0	0	---	6	11	545	3	4	7	11	1	0	1	2	1	32	16.7	
02/24/2018	PHI	v	ORL	W	-	G	56	56	29	7	11	636	0	0	---	3	4	750	1	3	4	7	2	0	1	2	0	17	16.7	
02/25/2018	PHI	@	WAS	L	-	G	57	57	37	6	12	500	0	0	---	4	6	667	4	4	8	8	3	0	1	2	1	16	16.7	
02/27/2018	PHI	@	MIA	L	-	G	58	58	33	4	9	444	0	0	---	3	6	500	1	5	6	6	4	0	4	1	1	11	16.6	
03/01/2018	PHI	@	CLE	W	-	G	59	59	32	8	14	571	0	0	---	2	2	1000	1	8	9	8	5	0	2					

Year in Review

SIXERS

DATE	TM	@	OPP	WL	O	G	MIN	FG	FGA	FG%	FG3	FG3A	FG3%	FT	FTA	FT%	OREB	DREB	REB	AST	PF	DQ	STL	TO	BLK	PTS	PPG	
10/18/2017	PHI	@	WAS	L	-	1	240	43	93	.462	15	35	.429	14	19	.737	11	37	48	25	28	1	6	17	6	115	115.0	
10/20/2017	PHI	v	BOS	L	-	2	240	35	92	.380	10	32	.313	12	16	.750	14	33	47	20	30	0	7	17	4	92	103.5	
10/21/2017	PHI	@	TOR	L	-	3	240	32	82	.390	8	24	.333	22	36	.611	8	33	41	18	26	0	5	20	4	94	100.3	
10/23/2017	PHI	@	DET	W	-	4	240	35	75	.467	9	24	.375	18	24	.750	8	41	49	25	24	0	11	21	0	97	99.5	
10/25/2017	PHI	v	HOU	L	-	5	240	43	97	.443	12	36	.333	6	10	.600	12	31	43	29	19	0	14	16	7	104	100.4	
10/28/2017	PHI	@	DAL	W	-	6	240	43	87	.494	16	35	.457	14	14	.714	11	31	42	25	21	0	10	14	1	112	102.3	
10/30/2017	PHI	@	HOU	W	-	7	240	44	80	.550	10	24	.417	17	24	.708	7	41	48	27	31	0	10	21	4	115	104.1	
11/01/2017	PHI	v	ATL	W	-	8	240	46	99	.465	13	35	.371	14	25	.560	15	38	53	36	26	0	10	16	4	119	106.0	
11/03/2017	PHI	v	IND	W	-	9	240	46	92	.500	18	36	.500	11	14	.786	12	38	50	34	20	0	7	20	9	121	107.7	
11/07/2017	PHI	@	UTA	W	-	10	240	34	81	.420	12	27	.444	24	30	.800	8	48	56	23	34	1	5	22	6	104	107.3	
11/09/2017	PHI	@	SAC	L	-	11	240	37	87	.425	15	37	.405	19	27	.704	13	43	56	23	28	0	6	17	5	108	107.4	
11/11/2017	PHI	@	GS	L	-	12	240	44	94	.468	12	28	.429	14	20	.700	13	25	38	30	19	1	10	20	2	114	107.9	
11/13/2017	PHI	@	LAC	W	-	13	240	38	77	.494	7	32	.219	26	35	.743	10	41	51	27	26	0	9	20	2	109	108.0	
11/15/2017	PHI	@	LAL	W	-	14	240	42	86	.488	7	32	.219	24	30	.800	8	44	52	27	19	0	7	16	15	115	108.5	
11/18/2017	PHI	v	GS	L	-	15	240	47	97	.485	10	29	.345	12	16	.750	11	29	40	28	22	0	8	11	5	116	109.0	
11/20/2017	PHI	v	UTA	W	-	16	240	44	85	.435	4	15	.267	15	22	.682	9	46	55	20	18	0	11	20	7	107	108.9	
11/22/2017	PHI	v	POR	W	-	17	240	39	90	.433	11	32	.344	12	17	.706	11	46	57	23	21	0	12	18	8	101	108.4	
11/25/2017	PHI	v	ORL	W	-	18	240	48	95	.505	16	34	.471	18	20	.900	11	42	53	35	22	0	7	11	2	130	109.6	
11/27/2017	PHI	v	CLE	L	-	19	240	36	96	.375	3	28	.107	16	20	.800	22	31	53	15	18	0	6	14	2	91	108.6	
11/29/2017	PHI	v	WAS	W	-	20	240	37	81	.457	3	18	.167	41	64	.641	21	43	64	23	47	1	6	17	8	118	109.1	
11/30/2017	PHI	@	BOS	L	-	21	240	35	84	.417	16	32	.500	11	18	.611	15	30	45	24	22	0	11	19	1	97	108.5	
12/02/2017	PHI	v	DET	L	-	22	240	35	86	.407	10	28	.357	28	32	.875	17	30	47	27	24	0	7	18	4	108	108.5	
12/04/2017	PHI	v	PHO	L	-	23	240	39	91	.429	7	30	.233	16	16	1.000	13	34	47	23	22	0	9	14	6	101	108.2	
12/07/2017	PHI	v	LAL	L	-	24	240	39	81	.481	10	26	.385	16	21	.762	7	37	44	29	26	0	3	18	13	104	108.0	
12/09/2017	PHI	@	CLE	L	-	25	240	37	78	.474	11	33	.333	13	13	1.000	7	32	39	31	21	0	10	19	2	98	107.6	
12/10/2017	PHI	@	NO	L	-	26	240	44	96	.458	9	29	.310	27	30	.900	22	25	47	26	29	0	5	17	4	124	108.2	
12/12/2017	PHI	@	MIN	W	-	1	27	265	40	80	.500	11	26	.423	27	32	.844	7	45	52	32	18	0	6	26	3	118	108.6
12/15/2017	PHI	v	OKC	L	1	28	315	44	100	.440	13	46	.283	16	20	.800	7	43	50	35	20	0	13	20	4	117	108.9	
12/18/2017	PHI	@	CHI	L	-	29	240	44	91	.484	14	33	.424	13	18	.722	9	38	47	30	23	0	9	20	8	115	109.1	
12/19/2017	PHI	v	SAC	L	-	30	240	34	81	.420	10	35	.286	17	24	.708	13	40	53	21	19	0	7	20	6	95	108.6	
12/21/2017	PHI	v	TOR	L	-	31	240	45	86	.523	9	29	.310	10	14	.714	13	27	40	27	27	1	14	24	6	109	108.6	
12/23/2017	PHI	@	TOR	L	-	32	240	33	80	.413	7	27	.259	13	20	.650	7	34	41	19	23	0	10	23	7	86	107.9	
12/25/2017	PHI	@	NY	W	-	33	240	35	82	.427	10	28	.357	25	30	.833	12	36	48	21	22	0	7	15	7	105	107.9	
12/28/2017	PHI	@	POR	L	-	34	240	42	87	.483	16	32	.500	10	14	.714	5	32	37	28	26	0	8	14	2	110	107.8	
12/30/2017	PHI	@	DEN	W	-	35	240	45	93	.484	8	24	.333	9	10	.900	7	34	41	34	25	0	6	13	3	107	107.7	
12/31/2017	PHI	@	PHO	W	-	36	240	43	77	.558	10	24	.417	24	34	.704	11	33	44	24	32	0	11	21	7	123	108.3	
01/03/2018	PHI	v	SA	W	-	37	240	36	80	.450	7	22	.318	33	43	.767	13	32	45	23	21	0	10	13	5	112	108.4	
01/05/2018	PHI	v	DET	W	-	38	240	44	90	.489	14	30	.467	12	13	.923	13	42	55	29	17	0	5	14	4	114	108.6	
01/11/2018	PHI	v	BOS	L	-	39	240	38	82	.463	11	28	.393	16	18	.889	3	34	37	20	19	0	12	19	4	103	108.4	
01/15/2018	PHI	v	TOR	W	-	40	240	40	81	.494	6	25	.240	31	38	.816	10	38	48	22	28	1	8	22	9	117	108.6	
01/18/2018	PHI	@	BOS	W	-	41	240	34	73	.466	6	17	.353	15	17	.882	8	33	41	18	20	0	10	25	5	89	108.1	
01/20/2018	PHI	v	MIL	W	-	42	240	45	85	.529	10	25	.400	16	19	.842	11	34	45	32	18	0	9	18	4	116	108.3	
01/22/2018	PHI	@	MEM	L	-	43	240	32	71	.451	14	31	.452	23	31	.742	16	32	48	21	28	0	2	24	4	101	108.2	
01/24/2018	PHI	v	CHI	W	-	44	240	42	81	.519	16	32	.500	15	20	.750	6	42	48	31	20	0	6	15	7	115	108.3	
01/26/2018	PHI	@	SA	W	-	45	240	38	79	.481	9	21	.429	12	18	.667	12	38	50	23	20	0	5	10	4	97	108.1	
01/28/2018	PHI	@	OKC	L	-	46	240	38	76	.500	11	29	.379	25	31	.806	12	28	40	19	26	0	7	18	5	112	108.2	
01/29/2018	PHI	@	MIL	L	-	47	240	36	82	.439	2	26	.077	21	23	.913	10	33	43	22	17	0	5	14	4	95	107.9	
01/31/2018	PHI	@	BRK	L	-	48	240	36	76	.474	7	18	.389	29	34	.853	6	27	33	17	21	0	7	8	5	108	107.9	
02/02/2018	PHI	v	MIA	W	-	49	240	42	85	.494	8	24	.333	11	15	.733	9	30	39	28	23	0	9	10	4	103	107.8	
02/03/2018	PHI	@	IND	L	-	50	240	33	87	.379	10	32	.313	16	24	.667	15	34	49	21	21	0	8	18	2	92	107.5	
02/06/2018	PHI	v	WAS	W	-	51	240	45	82	.549	14	28	.500	11	14	.786	12	33	45	27	14	0	9	17	4	115	107.6	
02/09/2018	PHI	v	NO	W	-	52	240	39	93	.419	14	34	.412	8	9	.889	8	50	58	26	16	0	10	16	4	100	107.5	
02/10/2018	PHI	v	LAC	W	-	53	240	43	90	.478	13	33	.394	13	17	.765	6	39	45	32	18	0	12	12	8	112	107.5	
02/12/2018	PHI	v	NY	W	-	54	240	41	75	.547	10	19	.526	16	24	.667	7	30	37	27	22	0	13	19	6	108	107.6	
02/14/2018	PHI	v	MIA	W	-	55	240	39	92	.424	9	35	.257	17	25	.680	23	37	60	25	23	0	6	19	2	104	107.5	
02/22/2018	PHI	@	CHI	W	-	56	240	42	82	.512	11	29	.379	21	35	.600	8	41	42	25	17	0	7	11	5	116	107.6	
02/24/2018	PHI	v	ORL	W	-	57	240	42	81	.519	9	27	.333	23	27	.852	9	36	45	31	16	0	5	14	4	116	107.8	
02/25/2018	PHI	@	WAS	L	-	58	240	31	86	.360	9	33	.273	23	31	.742	17	26	43	24	16	0	13	16	3	94	107.6	
02/27/2018	PHI	@	MIA	L	-	59	240	35	84	.41																		



* * * * *

OPPONENTS

DATE	TM	@	OPP	WL	O	G	MIN	FG	FGA	FG%	FG3	FG3A	FG3%	FT	FTA	FT%	OREB	DREB	REB	AST	PF	DQ	STL	TO	BLK	PTS	PPG	
10/18/2017	PHI	@	WAS	L	-	1	240	42	97	43.3	6	22	27.3	30	38	78.9	16	36	52	21	20	0	8	10	10	120	12.0	
10/20/2017	PHI	v	BOS	L	-	2	240	35	84	41.7	10	29	34.5	22	32	688	14	41	55	16	24	0	4	19	5	102	11.0	
10/21/2017	PHI	@	TOR	L	-	3	240	42	89	47.2	13	44	29.5	31	37	838	8	43	51	23	29	0	5	13	10	128	11.6	
10/23/2017	PHI	@	DET	W	-	4	240	33	85	38.8	6	30	20.0	14	19	73.7	9	30	39	14	21	0	5	14	2	86	10.9	
10/25/2017	PHI	v	HOU	L	-	5	240	36	75	48.0	12	30	30.8	21	24	87.5	7	30	43	22	13	0	11	19	13	105	10.8	
10/28/2017	PHI	@	DAL	W	-	6	240	38	74	51.4	19	40	47.5	19	33	78.9	3	30	33	22	15	0	7	18	2	101	10.5	
10/30/2017	PHI	@	HOU	W	-	7	240	33	83	39.6	13	47	27.7	28	38	73.7	10	25	35	17	23	1	12	3	3	107	10.8	
11/01/2017	PHI	v	ATL	W	-	8	240	41	94	43.6	8	23	34.8	19	27	70.4	12	37	49	22	28	1	11	18	4	109	10.8	
11/03/2017	PHI	v	IND	W	-	9	240	45	97	46.4	8	28	28.6	12	19	63.2	8	32	40	25	18	1	6	12	6	101	10.6	
11/07/2017	PHI	@	UTA	W	-	10	240	30	99	30.3	9	39	23.1	28	35	80.0	14	31	45	15	23	0	14	12	6	97	10.7	
11/09/2017	PHI	@	SAC	L	-	11	240	40	93	43.0	12	27	44.4	17	28	60.7	8	35	45	29	19	0	6	9	5	109	10.7	
11/11/2017	PHI	@	GS	L	-	12	240	48	82	58.5	14	27	51.9	25	26	96.2	4	37	39	31	23	0	15	22	11	135	10.9	
11/13/2017	PHI	@	LAC	W	-	13	240	36	82	43.9	12	32	37.5	21	32	65.6	9	25	34	16	26	2	8	15	4	105	10.9	
11/15/2017	PHI	@	LAL	W	-	14	240	42	109	38.5	3	27	11.1	22	27	81.5	22	35	57	18	23	1	7	9	6	109	10.9	
11/18/2017	PHI	v	GS	L	-	15	240	50	91	54.9	7	23	30.4	17	20	85.0	11	37	48	25	18	0	5	13	6	124	11.0	
11/20/2017	PHI	v	UTA	W	-	16	240	30	85	35.3	9	28	32.1	17	19	89.5	7	27	34	18	19	0	16	14	4	86	10.9	
11/22/2017	PHI	v	POR	W	-	17	240	30	89	33.7	7	26	26.9	14	24	58.3	11	37	48	14	17	0	8	17	6	81	10.7	
11/25/2017	PHI	v	ORL	W	-	18	240	39	86	45.3	12	31	38.7	21	31	67.7	7	34	41	22	17	0	8	10	5	111	10.7	
11/27/2017	PHI	v	CLE	L	-	19	240	41	86	47.7	15	37	40.5	16	20	80.0	11	35	46	25	21	0	7	12	3	113	10.7	
11/29/2017	PHI	v	WAS	W	-	20	240	36	89	40.4	9	22	40.9	32	37	86.5	7	28	35	22	42	2	8	11	4	113	10.8	
11/30/2017	PHI	@	BOS	L	-	21	240	40	79	50.6	12	29	41.4	16	20	80.0	7	33	40	25	20	0	7	17	7	108	10.8	
12/02/2017	PHI	v	DET	W	-	22	240	34	78	43.6	9	31	29.0	26	32	81.3	7	29	36	20	17	1	8	19	2	103	10.7	
12/04/2017	PHI	v	PHO	L	-	23	240	44	91	48.4	10	22	45.5	17	22	77.3	15	31	46	25	24	0	10	11	9	115	10.8	
12/07/2017	PHI	v	LAL	L	-	24	240	42	96	43.8	11	28	39.3	12	24	50.0	15	29	44	22	23	0	13	12	7	107	10.8	
12/09/2017	PHI	@	CLE	L	-	25	240	36	75	48.0	14	29	48.3	19	25	76.0	6	27	33	26	16	0	12	18	2	105	10.7	
12/10/2017	PHI	@	NO	L	-	26	240	46	80	57.5	15	24	62.5	24	32	75.0	5	28	33	31	21	0	11	5	9	131	10.8	
12/12/2017	PHI	@	MIN	W	-	1	27	26.5	44	108	40.7	5	29	17.2	19	27	70.4	17	33	50	19	21	1	14	10	7	112	10.8
12/15/2017	PHI	v	OKC	L	-	3	28	31.5	47	113	41.6	15	35	42.9	10	19	52.6	18	42	60	28	21	1	10	18	5	119	10.9
12/18/2017	PHI	@	CHI	L	-	29	240	44	92	47.8	13	28	46.4	16	19	84.2	5	34	39	27	16	0	9	16	7	117	10.9	
12/19/2017	PHI	v	SAC	L	-	30	240	41	91	45.1	7	27	25.9	12	23	52.2	9	30	39	21	20	0	11	12	6	101	10.9	
12/21/2017	PHI	v	TOR	L	-	31	240	35	85	41.2	12	35	34.3	32	35	91.4	19	26	45	18	19	0	14	22	6	114	10.9	
12/23/2017	PHI	@	TOR	L	-	32	240	35	85	41.2	9	27	33.3	23	26	88.5	7	36	43	18	20	0	15	18	6	102	10.9	
12/25/2017	PHI	@	NY	W	-	33	240	38	94	40.4	4	15	26.7	18	28	64.3	18	27	45	18	21	0	7	13	5	98	10.8	
12/28/2017	PHI	@	POR	L	-	34	240	35	75	46.7	8	24	33.3	36	47	76.6	8	39	47	15	18	0	7	15	3	114	10.9	
12/30/2017	PHI	@	DEN	W	-	35	240	35	87	40.2	7	32	21.9	25	34	73.5	10	38	48	18	12	0	10	13	9	102	10.8	
12/31/2017	PHI	@	PHO	W	-	36	240	37	88	42.0	10	27	37.0	26	34	76.5	12	23	35	18	29	1	9	16	4	110	10.8	
01/03/2018	PHI	v	SA	W	-	37	240	39	87	44.8	8	25	32.0	20	23	87.0	12	31	43	15	25	0	4	16	4	106	10.8	
01/05/2018	PHI	v	DET	W	-	38	240	30	78	38.5	7	22	31.8	11	19	57.9	6	28	34	20	14	0	9	12	4	78	10.7	
01/11/2018	PHI	v	BOS	L	-	39	240	43	89	48.3	13	35	37.1	15	19	78.9	11	35	46	24	18	0	11	18	2	114	10.8	
01/15/2018	PHI	v	TOR	W	-	40	240	38	95	40.0	9	32	28.1	26	30	86.7	12	32	44	20	31	0	8	15	1	111	10.8	
01/18/2018	PHI	@	BOS	W	-	41	240	30	74	40.5	7	29	24.1	13	17	76.5	3	28	31	13	20	0	7	19	5	80	10.7	
01/20/2018	PHI	v	MIL	W	-	42	240	33	82	40.2	10	32	31.3	18	22	81.8	17	27	35	20	20	0	10	18	3	94	10.7	
01/22/2018	PHI	@	MEM	L	-	43	240	33	78	42.3	10	26	38.5	29	35	82.9	11	21	32	14	26	0	14	12	2	105	10.7	
01/24/2018	PHI	v	CHI	W	-	44	240	36	94	38.3	11	37	29.7	18	22	81.8	10	33	43	20	15	0	8	11	2	101	10.7	
01/26/2018	PHI	v	SA	W	-	45	240	30	75	40.0	3	24	12.5	15	18	83.3	5	31	36	20	14	0	6	10	5	78	10.6	
01/28/2018	PHI	@	OKC	L	-	46	240	38	92	48.9	10	33	30.3	22	30	73.3	17	24	41	21	25	0	7	11	3	122	10.6	
01/29/2018	PHI	@	MIL	L	-	47	240	38	80	45.7	11	28	39.3	20	22	90.9	8	34	42	26	19	0	6	9	8	107	10.6	
01/31/2018	PHI	@	BRK	L	-	48	240	39	77	50.6	13	32	40.6	25	28	89.3	9	30	39	19	26	0	3	14	9	116	10.6	
02/02/2018	PHI	v	MIA	W	-	49	240	34	87	39.1	12	37	32.4	17	26	65.4	16	33	49	20	16	0	3	12	5	97	10.6	
02/03/2018	PHI	@	IND	L	-	50	240	35	79	43.4	9	27	33.3	21	25	84.0	6	36	42	25	19	0	15	14	8	100	10.6	
02/06/2018	PHI	v	WAS	W	-	51	240	41	93	44.1	7	27	25.9	13	18	72.2	16	23	39	23	18	0	14	12	2	102	10.6	
02/09/2018	PHI	v	NO	W	-	52	240	33	95	34.7	8	31	25.8	8	16	50.0	8	38	46	17	12	0	8	12	6	82	10.6	
02/10/2018	PHI	v	LAC	W	-	53	240	38	88	43.2	8	32	25.0	14	23	60.9	11	42	53	20	16	0	7	17	5	98	10.5	
02/12/2018	PHI	v	NY	W	-	54	240	31	79	39.2	6	24	25.0	24	28	85.7	7	26	33	16	22	0	5	19	4	92	10.5	
02/14/2018	PHI	v	MIA	W	-	55	240	35	77	45.5	11	27	40.7	21	29	72.4	3	26	29	23	21	0	9	11	5	102	10.5	
02/22/2018	PHI	@	CHI	W	-	56	240	44	97	45.4	18	34	52.9	9	15	60.0	11	37	48	27	26	1	5	14	4	115	10.5	
02/24/2018	PHI	v	ORL	W	-	57	240	38	85	44.7	13	31	41.9	16	19	84.6	12	37	37	27	20	0	7	13	5	105	10.5	
02/25/2018	PHI	@	WAS	L	-	58	240	43	79	54.4	12	25	48.0	11	12	91.7	10	38	48	35	28	0	9	19	6	109	10.5	

PLAYOFFS





FRANCHISE ALL-TIME SINGLE-GAME TEAM RECORDS

CATEGORY	OPPONENT	DATE	ROUND
Most Points.....140	vs. Boston	4/11/56	E.D. Finals
Most FGM.....56	vs. Los Angeles	6/6/82	NBA Finals
Most FGA.....122	at Boston	3/26/61	E.D. Finals
Highest FG Pct......603 (47-78)	vs. Toronto	5/16/01	E.C. Semifinals
Most 3-PT FGM.....11	vs. Toronto	5/16/01	E.C. Semifinals
.....11	vs. Detroit	4/29/05	E.C. First Round
Most 3-PT FGA.....23	vs. Detroit	5/1/05 (OT)	First Round
.....21	vs. Toronto	5/16/01	E.C. Semifinals
.....21	vs. Miami	4/21/11	First Round
Most 3-PT FGM without a miss1,000 (3-3)	at Boston	5/22/85	E.C. Finals
Most FTM.....46	at Philadelphia	3/27/56	E.D. Finals
Most FTA.....66	at New York	3/30/68	E.D. Semifinals
Highest FT Pct.....1,000 (16-16)	vs. Toronto	5/16/01	E.C. Semifinals
Most Total Rebounds.....93	vs. San Francisco	4/16/67	NBA Finals
Most Offensive Rebounds.....26	at Washington	4/24/85	First Round
.....26	vs. New York	4/16/78	E.C. Semifinals
Most Defensive Rebounds.....49	vs. New York	4/16/78	E.C. Semifinals
Most Assists.....38	vs. Washington	4/27/86	First Round
Most Blocked Shots.....20	vs. Milwaukee	4/05/81	E.C. Semifinals
Most Steals.....20	vs. Orlando	5/13/99	First Round
Most Turnovers.....30	at Portland	5/31/77	NBA Finals
Most Personal Fouls.....54	vs. Boston	3/19/53	E.D. Semifinals

OPPONENT ALL-TIME SINGLE-GAME TEAM RECORDS

CATEGORY	OPPONENT	DATE	ROUND
Most Points.....156	vs. Milwaukee	3/30/70	E.D. Semifinals
Most FGM.....67	vs. Milwaukee	3/30/70	E.D. Semifinals
Most FGA.....140	vs. San Francisco	4/14/67 (OT)	NBA Finals
.....140	at Boston	3/18/59	E.D. Finals
Highest FG Pct......610 (50-82)	at Milwaukee	4/29/86	E.C. Semifinals
Most 3-PT FGM.....19	at Boston	5/3/02	First Round
Most 3-PT FGA.....30	vs. Boston	4/28/02	First Round
.....30	at Miami	4/27/11	First Round
Highest 3-PT FG Pct.....1,000 (1-1)	at LA Lakers	6/1/82	NBA Finals
.....1,000 (1-1)	vs. Milwaukee	5/5/82	E.C. Semifinals
Most FTM.....51	vs. Boston	3/19/53	E.D. Semifinals
Most FTA.....62	vs. Boston	3/19/5	E.D. Semifinals
Highest FT Pct......964 (27-28)	vs. Boston	4/17/77	E.C. Semifinals
Most Total Rebounds.....95	at Boston	3/18/59	E.D. Finals
Most Offensive Rebounds.....28	at Houston	5/11/77	E.C. Finals
Most Defensive Rebounds.....48	vs. Portland	6/3/77	NBA Finals
Most Assists.....46	vs. Milwaukee	3/30/70	E.D. Semifinals
Most Blocked Shots.....13	at LA Lakers	6/8/01	NBA Finals
.....13	at Washington	4/22/86	First Round
Most Steals.....19	vs. Milwaukee	5/9/86	E.C. Semifinals
Most Turnovers.....34	vs. Portland	5/22/77	NBA Finals
Most Personal Fouls.....46	vs. New York	3/18/54	Round Robin

Bold indicates NBA single-game playoff record

Fact-checked by the Elias Sports Bureau

Playoffs

FRANCHISE ALL-TIME SINGLE-GAME INDIVIDUAL RECORDS

CATEGORY	PLAYER	OPPONENT	DATE	ROUND
Most Points.....	Allen Iverson	vs. New Orleans	4/20/03	First Round
Most FGM.....	Billy Cunningham	vs. Milwaukee	4/1/70	E.D. Semifinals
Most FGA.....	Allen Iverson	at LA Lakers	6/6/01 (OT)	NBA Finals
.....	Billy Cunningham	vs. Milwaukee	4/1/70	E.D. Semifinals
.....	Allen Iverson	vs. Toronto	5/9/01	E.C. Semifinals
Most FGM without a miss.....	Kenny Thomas	at New Orleans	4/26/03	First Round
.....	Lavoy Allen	at Boston	5/21/12	E.C. Semifinals
Most 3-PT FGM.....	Allen Iverson	vs. Toronto	5/16/01	E.C. Semifinals
Most 3-PT FGA.....	Allen Iverson	vs. Toronto	5/16/01	E.C. Semifinals
Most 3-PT FGM without a miss ...1.000 (3-3)	Andre Iguodala	vs. Boston	5/18/12	E.C. Semifinals
Most FTM.....	Allen Iverson	vs. Boston	4/28/02	First Round
Most FTA.....	Wilt Chamberlain	vs. Boston	4/12/66	E.D. Finals
Most FTM without a miss.....	Dolph Schayes	vs. Boston	3/25/59	E.D. Finals
Most Total Rebounds.....	Wilt Chamberlain	vs. Boston	4/5/67	E.D. Finals
Most Offensive Rebounds.....	Charles Barkley	vs. Cleveland	4/26/90	First Round
.....	Charles Barkley	vs. Washington	4/18/86	First Round
Most Defensive Rebounds.....	Dikembe Mutombo	vs. Indiana	4/21/01	First Round
Most Assists.....	Wilt Chamberlain	vs. Cincinnati	3/24/67	E.D. Semifinals
Most Blocked Shots.....	Caldwell Jones	vs. Washington	5/3/78	E.C. Finals
.....	Darryl Dawkins	vs. Atlanta	4/21/82	First Round
Most Steals.....	Allen Iverson	vs. Orlando	5/13/99	First Round
Most Turnovers.....	Moses Malone	at New Jersey	4/24/84	First Round
Minutes Played.....	Paul Seymour	at Boston	3/21/53 (40T)	E.C. Semifinals
.....	Red Rocha	at Boston	3/21/53 (40T)	E.D. Semifinals
.....	Allen Iverson	at Detroit	5/3/05	First Round

OPPONENT ALL-TIME SINGLE-GAME TEAM RECORDS

CATEGORY	PLAYER	OPPONENT	DATE	ROUND
Most Points.....	Wilt Chamberlain	at Philadelphia	3/22/62	E.D. Semifinals
Most FGM.....	Wilt Chamberlain	at Philadelphia	3/14/60	E.D. Semifinals
Most FGA.....	Rick Barry	at San Francisco	4/18/67	NBA Finals
.....	Wilt Chamberlain	at Philadelphia	3/22/62	E.D. Semifinals
Most FGM without a miss.....	Mehmet Okur	at Detroit	5/6/03	E.C. Semifinals
Most 3-PT FGM.....	Vince Carter*	at Toronto	5/11/01	E.C. Semifinals
.....	Ray Allen*	at Milwaukee	6/1/01	E.C. Finals
Most 3-PT FGA.....	Reggie Miller	at Indiana	4/28/01	First Round
Most 3-PT FGM without a miss.....	Austin Croshere	at Indiana	5/8/00	E.C. Semifinals
Most FTM.....	Bob Cousy	at Boston	3/21/53 (40T)	E.D. Semifinals
.....	Paul Pressey	at Milwaukee	5/7/86	E.C. Semifinals
Most FTA.....	Bob Cousy	at Boston	3/21/53 (40T)	E.D. Semifinals
Most FTM without a miss.....	Neil Johnston	vs. Philadelphia	3/25/56	E.D. Finals
Most Total Rebounds.....	Bill Russell	at Boston	3/23/61	E.D. Finals
Most Offensive Rebounds.....	Moses Malone	at Houston	5/11/77	E.C. Finals
Most Defensive Rebounds.....	Bill Walton	at Portland	6/5/77	NBA Finals
.....	Bill Walton	vs. Portland	6/3/77	NBA Finals
.....	Dave Cowens	vs. Boston	5/1/77	E.C. Semifinals
Most Assists.....	Mark Price	at Cleveland	5/3/90	First Round
.....	Oscar Robertson	at Cincinnati	3/29/64	E.D. Semifinals
Most Blocked Shots.....	Manute Bol	vs. Washington	4/18/86	First Round
Most Steals.....	Craig Hodges	vs. Milwaukee	5/9/86	E.C. Semifinals
Most Turnovers.....	John Williamson	vs. New Jersey	4/11/79	First Round
Minutes Played.....	Bob Cousy	at Boston	3/21/53 (40T)	E.D. Semifinals
.....	Kobe Bryant	vs. L.A. Lakers	6/10/01	NBA Finals

Bold indicates NBA single-game playoff record

** Tied NBA single-game playoff record*

Fact-checked by the Elias Sports Bureau



TOP-10 PLAYOFF CAREER LEADERS

GAMES PLAYED

1.	Julius Erving	141
2.	Maurice Cheeks	115
3.	Bobby Jones	106
4.	Dolph Schayes	103
5.	Caldwell Jones	93
6t.	Hal Greer	92
6t.	Darryl Dawkins	92
8.	Steve Mix	81
9.	Paul Seymour	75
10.	John (Red) Kerr	73

FIELD GOALS MADE

1.	Julius Erving	1187
2.	Hal Greer	705
3.	Maurice Cheeks	697
4.	Allen Iverson	677
5.	Dolph Schayes	609
6.	Andrew Toney	485
7.	Bobby Jones	456
8.	Darryl Dawkins	444
9.	Wilt Chamberlain	435
10.	Charles Barkley	413

THREE-POINT FIELD GOALS ATTEMPTED

1.	Allen Iverson	345
2.	Aaron McKie	128
3.	Andre Iguodala	114
4.	Lou Williams	93
5.	Charles Barkley	72
6.	Jrue Holiday	70
7.	Hersey Hawkins	67
8.	Andrew Toney	51
9.	Eric Snow	40
10.	Julius Erving	36

MINUTES PLAYED

1.	Julius Erving	5288
2.	Maurice Cheeks	4277
3.	Hal Greer	3642
4.	Caldwell Jones	3032
5.	Bobby Jones	2854
6.	Allen Iverson	2822
7.	Dolph Schayes	2687
8.	Darryl Dawkins	2254
9.	John (Red) Kerr	2226
10.	Andrew Toney	2146

FIELD GOALS ATTEMPTED

1.	Julius Erving	2441
2.	Allen Iverson	1685
3.	Hal Greer	1657
4.	Dolph Schayes	1491
5.	Maurice Cheeks	1359
6.	Andrew Toney	1015
7.	John (Red) Kerr	948
8.	Chet Walker	866
9.	Bobby Jones	854
10.	Darryl Dawkins	823

THREE-POINT FIELD GOAL PERCENTAGE *Min. of 20 attempts*

1.	Jrue Holiday	.443
2.	Keith Van Horn	.438
3.	Hersey Hawkins	.418
4.	Aaron McKie	.398
5.	Jodie Meeks	.355
6.	Derrick Coleman	.348
7t.	Andre Iguodala	.333
7t.	Allen Iverson	.333
9.	Toni Kukoc	.324
10.	Kyle Korver	.292

POINTS

1.	Julius Erving	3088
2.	Dolph Schayes	1973
3.	Allen Iverson	1899
4.	Hal Greer	1876
5.	Maurice Cheeks	1730
6.	Andrew Toney	1254
7.	Bobby Jones	1215
8.	Charles Barkley	1144
9.	Darryl Dawkins	1102
10.	Wilt Chamberlain	1096

FIELD-GOAL PERCENTAGE *Min. of 75 attempts*

1.	Johnny Green	.580
2.	Charles Barkley	.569
3.	Wilt Chamberlain	.542
4.	Darryl Dawkins	.539
5.	Kenny Thomas	.535
6.	Bobby Jones	.534
7.	Doug Collins	.526
8.	Samuel Dalembert	.521
9.	Maurice Cheeks	.513
10.	Derrick Coleman	.506

FREE THROWS MADE

1.	Dolph Schayes	755
2.	Julius Erving	707
3.	Hal Greer	466
4.	Allen Iverson	430
5.	Maurice Cheeks	333
6.	Chet Walker	318
7t.	Bobby Jones	303
7t.	Charles Barkley	303
9.	Andrew Toney	272
10.	Paul Seymour	248

SCORING AVERAGE

Min. of fifteen games played

1.	Allen Iverson	30.6
2.	Wilt Chamberlain	24.9
3.	Moses Malone	22.8
4.	Charles Barkley	22.4
5.	Julius Erving	21.9
6.	Doug Collins	21.5
7.	Hal Greer	20.4
8.	Hersey Hawkins	19.5
9.	Archie Clark	19.4
10.	Billy Cunningham	19.4

THREE-POINT FIELD GOALS MADE

1.	Allen Iverson	115
2.	Aaron McKie	51
3.	Andre Iguodala	38
4.	Jrue Holiday	31
5.	Hersey Hawkins	28
6.	Lou Williams	22
7.	Charles Barkley	15
8.	Keith Van Horn	14
9.	Andrew Toney	12
10t.		11
10t.	Jodie Meeks	11

FREE THROWS ATTEMPTED

1.	Dolph Schayes	918
2.	Julius Erving	908
3.	Hal Greer	574
4.	Allen Iverson	562
5.	Wilt Chamberlain	522
6.	Charles Barkley	453
7.	Maurice Cheeks	432
8.	Chet Walker	425
9.	Bobby Jones	366
10.	Andrew Toney	346

Fact-checked by the Elias Sports Bureau

Playoffs

TOP-10 PLAYOFF CAREER LEADERS

FIELD-GOAL PERCENTAGE

Min. of 40 attempts

1. Hersey Hawkins.....	938
2. Ron Anderson.....	926
3. Steve Mix.....	862
4. Larry Costello.....	856
5. George Yardley.....	854
6. Derrick Coleman.....	851
7. Armen Gilliam.....	848
8. Jrue Holiday.....	847
9. Al Cervi.....	841
10. Johnny Dawkins.....	837

MOST REBOUNDS

1. Wilt Chamberlain.....	1208
2. Dolph Schayes.....	1051*
3. Julius Erving.....	994
4. Caldwell Jones.....	906
5. John (Red) Kerr.....	810
6. Charles Barkley.....	670
7. Darryl Dawkins.....	570
8. Luke Jackson.....	508
9. Hal Greer.....	505
10. Bobby Jones.....	477

* Schayes also appeared in the 1949-50 playoffs, but rebounds were not recorded

STEALS

1. Maurice Cheeks.....	269
2. Julius Erving.....	235
3. Allen Iverson.....	136
4. Bobby Jones.....	99
5. Charles Barkley.....	82
6. Aaron McKie.....	66
7. Steve Mix.....	65
8. Eric Snow.....	63
9. Andre Iguodala.....	62
10. Andrew Toney.....	58

OFFENSIVE REBOUNDS

1. Julius Erving.....	360
2. Charles Barkley.....	244
3. Caldwell Jones.....	236
4. Bobby Jones.....	172
5. Darryl Dawkins.....	131
6. Dikembe Mutombo.....	127
7. Moses Malone.....	126
8. Tyrone Hill.....	121
9. Maurice Cheeks.....	96
10. George McGinnis.....	95

ASSISTS

1. Maurice Cheeks.....	807
2. Julius Erving.....	594
3. Hal Greer.....	393
4. Allen Iverson.....	378
5. Andrew Toney.....	323
6. Eric Snow.....	290
7. Wilt Chamberlain.....	283
8. Dolph Schayes.....	257
9. Paul Seymour.....	257
10. Bobby Jones.....	228

TURNOVERS

1. Julius Erving.....	396
2. Maurice Cheeks.....	284
3. Andrew Toney.....	257
4. Allen Iverson.....	199
5. Charles Barkley.....	188
6. Bobby Jones.....	163
7. Darryl Dawkins.....	151
8. Caldwell Jones.....	139
9. Eric Snow.....	122
10. Aaron McKie.....	89

DEFENSIVE REBOUNDS

1. Caldwell Jones.....	670
2. Julius Erving.....	634
3. Darryl Dawkins.....	439
4. Charles Barkley.....	426
5. Bobby Jones.....	305
6. Maurice Cheeks.....	303
7. Moses Malone.....	287
8. Dikembe Mutombo.....	242
9. Tyrone Hill.....	231
10. George McGinnis.....	222

PERSONAL FOULS

1. Julius Erving.....	403
2. Dolph Schayes.....	397
3. Darryl Dawkins.....	362
4. Caldwell Jones.....	358
5. Hal Greer.....	357
6. Bobby Jones.....	333
7. Maurice Cheeks.....	291
8. Andrew Toney.....	265
9. Paul Seymour.....	214
10. Larry Costello.....	207

BLOCKED SHOTS

1. Julius Erving.....	239
2. Caldwell Jones.....	200
3. Darryl Dawkins.....	142
4. Bobby Jones.....	133
5. Dikembe Mutombo.....	81
6. Moses Malone.....	58
7. Theo Ratliff.....	52
8. Charles Barkley.....	50
9. Maurice Cheeks.....	41
10. Mike Gminski.....	31

ROOKIE GAME RECORDS

CATEGORY

Most Points.....	35
Most Rebounds.....	20
Most Assists.....	13
Most Steals.....	8
Most Blocks.....	3
Most FGM.....	13
.....	13
Most FGA.....	24
.....	24
Most FTM.....	13
Most FTA.....	15
Most 3-PT FGM.....	3
.....	3
Most 3-PT FGA.....	5

PLAYER

Andrew Toney
Charles Barkley
Maurice Cheeks
Maurice Cheeks
Larry Hughes
Lee Shaffer
Terry Catledge
Lee Shaffer
Lee Shaffer
Andrew Toney
Lee Shaffer
Charles Barkley
Evan Turner
Andrew Toney

OPPONENT

at Boston
vs. Boston
at San Antonio
vs. New Jersey
vs. Indiana
at Philadelphia
vs. Washington
at Philadelphia
at Philadelphia
at Boston
at Philadelphia
at Boston
at Miami
vs. Milwaukee

DATE

4/22/81
5/19/85
5/2/79
4/11/79
5/23/99
3/19/82
4/27/86
3/19/62
3/22/62
4/22/81
3/22/62
5/22/85
4/18/11
4/7/81

Fact-checked by the Elias Sports Bureau



PLAYOFF YEAR-BY-YEAR BREAKDOWN

ALL-TIME PLAYOFF RESULTS

Year	Result
1949-50	Reached championship finals
1950-51	Reached Eastern finals
1951-52	Reached Eastern finals
1952-53	Reached Eastern semifinals
1953-54	Reached championship finals
1954-55	Won title
1955-56	Reached Eastern finals
1956-57	Reached Eastern finals
1957-58	Reached Eastern semifinals
1958-59	Reached Eastern finals
1959-60	Reached Eastern semifinals
1960-61	Reached Eastern finals
1961-62	Reached Eastern semifinals
1962-63	Reached Eastern semifinals
1963-64	Reached Eastern semifinals
1964-65	Reached Eastern finals
1965-66	Reached Eastern finals
1966-67	Won title
1967-68	Reached Eastern finals
1968-69	Reached Eastern semifinals
1969-70	Reached Eastern semifinals
1970-71	Reached Eastern semifinals
1975-76	Reached Eastern first round
1976-77	Reached championship finals
1977-78	Reached Eastern finals
1978-79	Reached Eastern semifinals
1979-80	Reached championship finals
1980-81	Reached Eastern finals
1981-82	Reached championship finals
1982-83	Won title
1983-84	Reached Eastern first round
1984-85	Reached Eastern finals
1985-86	Reached Eastern semifinals
1986-87	Reached Eastern first round
1988-89	Reached Eastern first round
1989-90	Reached Eastern semifinals
1990-91	Reached Eastern semifinals
1998-99	Reached Eastern semifinals
1999-00	Reached Eastern semifinals
2000-01	Reached championship finals
2001-02	Reached Eastern first round
2002-03	Reached Eastern semifinals
2004-05	Reached Eastern first round
2007-08	Reached Eastern first round
2008-09	Reached Eastern first round
2010-11	Reached Eastern first round
2011-12	Reached Eastern semifinals

ALL-TIME PLAYOFF RESULTS

Year	Result
1949-50	6-5
1950-51	4-3
1951-52	3-4
1952-53	0-2
1953-54	9-4
1954-55	7-4
1955-56	4-4
1956-57	2-3
1957-58	1-2
1958-59	5-4
1959-60	1-2
1960-61	4-4
1961-62	2-3
1962-63	2-3
1963-64	2-3
1964-65	6-5
1965-66	1-4
1966-67	11-4
1967-68	7-6
1968-69	1-4
1969-70	1-4
1970-71	3-4
1975-76	1-2
1976-77	10-9
1977-78	6-4
1978-79	5-4
1979-80	12-6
1980-81	9-7
1981-82	12-9
1982-83	12-1
1983-84	2-3
1984-85	8-5
1985-86	6-6
1986-87	2-3
1988-89	0-3
1989-90	4-6
1990-91	4-4
1998-99	3-5
1999-00	5-5
2000-01	12-11
2001-02	2-3
2002-03	6-6
2004-05	1-4
2007-08	2-4
2008-09	2-4
2010-11	1-4
2011-12	7-6
Totals	216-205
WINNING PCT.	.513

Playoffs

ALL-TIME PLAYOFF RESULTS

1949-50

EASTERN DIVISION SEMIFINALS (Syracuse 2, Philadelphia 0)

3/22/50	@ Syracuse	W	93-76
3/23/50	@ Philadelphia	W	59-53

EASTERN DIVISION FINALS (Syracuse 2, New York 1)

3/26/50	@ Syracuse	W	91-83 (OT)
3/30/50	@ New York	L	76-80
4/2/50	@ Syracuse	W	91-80

NBA FINALS

(Minneapolis 4, Syracuse 2)

4/8/50	@ Syracuse	L	66-68
4/9/50	@ Syracuse	W	91-85
4/14/50	@ Minneapolis	L	77-91
4/16/50	@ Minneapolis	L	69-77
4/20/50	@ Syracuse	W	83-76
4/23/50	@ Minneapolis	L	95-110

1950-51

EASTERN DIVISION SEMIFINALS (Syracuse 2, Philadelphia 0)

3/20/51	@ Philadelphia	W	91-89 (OT)
3/22/51	@ Syracuse	W	90-78

EASTERN DIVISION FINALS (New York 3, Syracuse 2)

3/28/51	@ New York	L	92-103
3/29/51	@ Syracuse	W	102-80
3/31/51	@ New York	L	73-77 (OT)
4/1/51	@ Syracuse	W	90-83
4/4/51	@ New York	L	81-83

1951-52

EASTERN DIVISION SEMIFINALS (Syracuse 2, Philadelphia 1)

3/20/52	@ Syracuse	W	102-83
3/22/52	@ Philadelphia	L	95-100
3/23/52	@ Syracuse	W	84-73

EASTERN DIVISION FINALS (New York 3, Syracuse 1)

4/2/52	@ Syracuse	L	85-87
4/3/52	@ Syracuse	W	102-92
4/5/52	@ New York	L	92-99
4/8/52	@ New York	L	93-100

1952-53

EASTERN DIVISION SEMIFINALS (Boston 2, Syracuse 0)

3/19/53	@ Syracuse	L	81-87
3/21/53	@ Boston	L	105-111 (4 OT)

1953-54

EASTERN DIVISION ROUND ROBIN

3/17/54	Syracuse @ Boston	W	96-95 (OT)
3/18/54	New York @ Syracuse	W	75-68
3/21/54	Syracuse @ New York	W	103-99
3/22/54	Boston @ Syracuse	W	98-85

EASTERN DIVISION FINALS (Syracuse 2, Boston 0)

3/25/54	@ Syracuse	W	109-94
3/27/54	@ Boston	W	83-76

NBA FINALS

(Minneapolis 4, Syracuse 3)

3/31/54	@ Minneapolis	L	68-79
4/3/54	@ Minneapolis	W	62-60
4/4/54	@ Syracuse	L	67-81
4/8/54	@ Syracuse	W	80-69
4/10/54	@ Syracuse	L	73-84
4/11/54	@ Minneapolis	W	65-63
4/12/54	@ Minneapolis	L	80-87

1954-55

EASTERN DIVISION SEMIFINALS (received bye in semifinals)

EASTERN DIVISION FINALS (Syracuse 3, Boston 1)

3/22/55	@ Syracuse	W	110-100
3/24/55	@ Syracuse	W	116-110
3/26/55	@ Boston	L	97-100 (OT)
3/27/55	@ Boston	W	110-94

NBA FINALS

(Syracuse 4, Fort Wayne 3)

3/31/55	@ Syracuse	W	86-82
4/2/55	@ Syracuse	W	87-84
4/3/55	@ Fort Wayne	L	89-96
4/5/55	@ Fort Wayne	L	102-109
4/7/55	@ Fort Wayne	L	71-74
4/9/55	@ Syracuse	W	109-104
4/10/55	@ Syracuse	W	92-91

1955-56

Third Place Game

Syracuse defeated New York, 82-77, on March 15, 1956, in Syracuse, N.Y., in a third-place "play-in" game. The win does not affect the franchise playoff record.

EASTERN DIVISION SEMIFINALS

(Syracuse 2, Boston 1)

3/17/56	@ Boston	L	93-110
3/19/56	@ Syracuse	W	101-98
3/21/56	@ Boston	W	102-97

EASTERN DIVISION FINALS

(Philadelphia 3, Syracuse 2)

3/23/56	@ Philadelphia	L	87-109
3/25/56	@ Syracuse	W	122-118
3/27/56	@ Philadelphia	L	96-119
3/28/56	@ Syracuse	W	108-104
3/29/56	@ Philadelphia	L	104-109

1956-57

EASTERN DIVISION SEMIFINALS

(Syracuse 2, Philadelphia 0)

3/16/57	@ Philadelphia	W	103-96
3/18/57	@ Syracuse	W	91-80

EASTERN DIVISION FINALS

(Boston 3, Syracuse 0)

3/21/57	@ Boston	L	90-108
3/23/57	@ Syracuse	L	105-120
3/24/57	@ Boston	L	80-83



ALL-TIME PLAYOFF RESULTS

1957-58

EASTERN DIVISION SEMIFINALS (Philadelphia 2, Syracuse 1)

3/15/58	@ Syracuse	W	86-82
3/16/58	@ Philadelphia	L	93-95
3/18/58	@ Syracuse	L	88-101

1958-59

EASTERN DIVISION SEMIFINALS (Syracuse 2, New York 0)

3/13/59	@ New York	W	129-123
3/15/59	@ Syracuse	W	131-115

EASTERN DIVISION FINALS (Boston 4, Syracuse 3)

3/18/59	@ Boston	L	109-131
3/21/59	@ Syracuse	W	120-118
3/22/59	@ Boston	L	111-133
3/25/59	@ Syracuse	W	119-107
3/28/59	@ Boston	L	108-129
3/29/59	@ Syracuse	W	133-121
4/1/59	@ Boston	L	125-130

1959-60

EASTERN DIVISION SEMIFINALS (Philadelphia 2, Syracuse 1)

3/11/60	@ Philadelphia	L	92-115
3/13/60	@ Syracuse	W	125-119
3/14/60	@ Philadelphia	L	112-132

1960-61

EASTERN DIVISION SEMIFINALS (Syracuse 3, Philadelphia 0)

3/14/61	@ Philadelphia	W	115-107
3/16/61	@ Syracuse	W	115-114
3/18/61	@ Philadelphia	W	106-103

EASTERN DIVISION FINALS (Boston 4, Syracuse 1)

3/19/61	@ Boston	L	115-128
3/21/61	@ Syracuse	W	115-98
3/23/61	@ Boston	L	110-133
3/25/61	@ Syracuse	L	107-120
3/26/61	@ Boston	L	101-123

1961-62

EASTERN DIVISION SEMIFINALS (Philadelphia 3, Syracuse 2)

3/16/62	@ Philadelphia	L	103-110
3/18/62	@ Syracuse	L	82-97
3/19/62	@ Philadelphia	W	101-100
3/20/62	@ Syracuse	W	106-99
3/22/62	@ Philadelphia	L	104-121

1962-63

EASTERN DIVISION SEMIFINALS (Cincinnati 3, Syracuse 2)

3/19/63	@ Syracuse	W	123-120
3/21/63	@ Cincinnati	L	115-133
3/23/63	@ Syracuse	W	121-117
3/24/63	@ Cincinnati	L	118-125
3/26/63	@ Syracuse	L	127-131 (OT)

1963-64

EASTERN DIVISION SEMIFINALS (Cincinnati 3, Philadelphia 2)

3/22/64	@ Cincinnati	L	102-127
3/24/64	@ Philadelphia	W	122-114
3/25/64	@ Cincinnati	L	89-101
3/28/64	@ Philadelphia	W	129-120
3/29/64	@ Cincinnati	L	124-130

1964-65

EASTERN DIVISION SEMIFINALS (Philadelphia 3, Cincinnati 1)

3/24/65	@ Cincinnati	W	119-117 (OT)
3/26/65	@ Philadelphia	L	120-121
3/28/65	@ Cincinnati	W	108-94
3/31/65	@ Philadelphia	W	119-112

EASTERN DIVISION FINALS (Boston 4, Philadelphia 3)

4/4/65	@ Boston	L	98-108
4/6/65	@ Philadelphia	W	109-103
4/8/65	@ Boston	L	94-112
4/9/65	@ Philadelphia	W	134-131 (OT)
4/11/65	@ Boston	L	108-114
4/13/65	@ Philadelphia	W	112-106
4/15/65	@ Boston	L	109-110

1965-66

EASTERN DIVISION SEMIFINALS (received bye in semifinals)

EASTERN DIVISION FINALS (Boston 4, Philadelphia 1)

4/3/66	@ Philadelphia	L	96-115
4/6/66	@ Boston	L	93-114
4/7/66	@ Philadelphia	W	111-105
4/10/66	@ Boston	L	108-114 (OT)
4/12/66	@ Philadelphia	L	112-120

1966-67

EASTERN DIVISION SEMIFINALS (Philadelphia 3, Cincinnati 1)

3/21/67	@ Philadelphia	L	116-120
3/22/67	@ Cincinnati	W	123-102
3/24/67	@ Philadelphia	W	121-106
3/25/67	@ Cincinnati	W	112-94

EASTERN DIVISION FINALS (Philadelphia 4, Boston 1)

3/31/67	@ Philadelphia	W	127-113
4/2/67	@ Boston	W	107-102
4/5/67	@ Philadelphia	W	115-104
4/9/67	@ Boston	L	117-121
4/11/67	@ Philadelphia	W	140-116

NBA FINALS

(Philadelphia 4, San Francisco 2)

4/14/67	@ Philadelphia	W	141-135 (OT)
4/16/67	@ Philadelphia	W	126-95
4/18/67	@ San Francisco	L	124-130
4/20/67	@ San Francisco	W	122-108
4/23/67	@ Philadelphia	L	109-117
4/24/67	@ San Francisco	W	125-122

Playoffs

ALL-TIME PLAYOFF RESULTS

1967-68

EASTERN DIVISION SEMIFINALS

(Philadelphia 4, New York 2)

3/22/68	@ Philadelphia	W	118-110
3/23/68	@ New York	L	117-128
3/27/68	@ Philadelphia	W	138-132 (2OT)
3/30/68	@ New York	L	98-107
3/31/68	@ Philadelphia	W	123-105
4/1/68	@ New York	W	113-97

EASTERN DIVISION FINALS

(Boston 4, Philadelphia 3)

4/5/68	@ Philadelphia	L	118-127
4/10/68	@ Boston	W	115-106
4/11/68	@ Philadelphia	W	122-114
4/14/68	@ Boston	W	110-105
4/15/68	@ Philadelphia	L	104-122
4/17/68	@ Boston	L	106-114
4/19/68	@ Philadelphia	L	96-100

1968-69

EASTERN DIVISION SEMIFINALS

(Boston 4, Philadelphia 1)

3/26/69	@ Philadelphia	L	100-114
3/28/69	@ Boston	L	103-134
3/30/69	@ Philadelphia	L	118-125
4/1/69	@ Boston	W	119-116
4/4/69	@ Philadelphia	L	90-93

1969-70

EASTERN DIVISION SEMIFINALS

(Milwaukee 4, Philadelphia 1)

3/25/70	@ Milwaukee	L	118-125
3/27/70	@ Milwaukee	W	112-105
3/30/70	@ Philadelphia	L	120-156
4/1/70	@ Philadelphia	L	111-118
4/3/70	@ Milwaukee	L	106-115

1970-71

EASTERN CONFERENCE SEMIFINALS

(Baltimore 4, Philadelphia 3)

3/24/71	@ Baltimore	W	126-112
3/26/71	@ Philadelphia	L	107-119
3/28/71	@ Baltimore	L	103-111
3/30/71	@ Philadelphia	L	105-120
4/1/71	@ Baltimore	W	104-103
4/3/71	@ Philadelphia	W	98-94
4/4/71	@ Baltimore	L	120-128

1975-76

FIRST ROUND

(Buffalo 2, Philadelphia 1)

4/15/76	@ Philadelphia	L	89-95
4/16/76	@ Buffalo	W	131-106
4/18/76	@ Philadelphia	L	123-124 (OT)

1976-77

FIRST ROUND

(Received first round bye)

EASTERN CONFERENCE SEMIFINALS

(Philadelphia 4, Boston 3)

4/17/77	@ Philadelphia	L	111-113
4/20/77	@ Philadelphia	W	113-101
4/22/77	@ Boston	W	109-100
4/24/77	@ Boston	L	119-124

4/27/77	@ Philadelphia	W	110-91
4/29/77	@ Boston	L	108-113
5/1/77	@ Philadelphia	W	83-77

EASTERN CONFERENCE FINALS

(Philadelphia 4, Houston 2)

5/5/77	@ Philadelphia	W	128-117
5/8/77	@ Philadelphia	W	106-97
5/11/77	@ Houston	L	94-118
5/13/77	@ Houston	W	107-95
5/15/77	@ Philadelphia	L	115-118
5/17/77	@ Houston	W	112-109

NBA FINALS

(Portland 4, Philadelphia 2)

5/22/77	@ Philadelphia	W	107-101
5/26/77	@ Philadelphia	W	107-89
5/29/77	@ Portland	L	107-129
5/31/77	@ Portland	L	98-130
6/3/77	@ Philadelphia	L	104-110
6/5/77	@ Portland	L	107-109

1977-78

FIRST ROUND

(received bye in first round)

EASTERN CONFERENCE SEMIFINALS

(Philadelphia 4, New York 0)

4/16/78	@ Philadelphia	W	130-90
4/18/78	@ Philadelphia	W	119-100
4/20/78	@ New York	W	137-126
4/23/78	@ New York	W	112-107

EASTERN CONFERENCE FINALS

(Washington 4, Philadelphia 2)

4/30/78	@ Philadelphia	L	117-122
5/3/78	@ Philadelphia	W	110-104
5/5/78	@ Washington	L	108-123
5/7/78	@ Washington	L	105-121
5/10/78	@ Philadelphia	W	107-94
5/12/78	@ Washington	L	99-101

1978-79

FIRST ROUND

(Philadelphia 2, New Jersey 0)

4/11/79	@ Philadelphia	W	122-114
4/13/79	@ New Jersey	W	111-101

EASTERN CONFERENCE SEMIFINALS

(San Antonio 4, Philadelphia 3)

4/15/79	@ San Antonio	L	106-119
4/17/79	@ San Antonio	L	120-121
4/20/79	@ Philadelphia	W	123-115
4/22/79	@ Philadelphia	L	112-115
4/26/79	@ San Antonio	W	120-97
4/29/79	@ Philadelphia	W	92-90
5/2/79	@ San Antonio	L	108-111



* * * * *

ALL-TIME PLAYOFF RESULTS

1979-80

FIRST ROUND

(Philadelphia 2, Washington 0)

4/2/80	@ Philadelphia	W	111-96
4/4/80	@ Washington	W	112-104

EASTERN CONFERENCE SEMIFINALS

(Philadelphia 4, Atlanta 1)

4/6/80	@ Philadelphia	W	107-104
4/9/80	@ Philadelphia	W	99-92
4/10/80	@ Atlanta	L	93-105
4/13/80	@ Atlanta	W	107-83
4/15/80	@ Philadelphia	W	105-100

EASTERN CONFERENCE FINALS

(Philadelphia 4, Boston 1)

4/18/80	@ Boston	W	96-93
4/20/80	@ Boston	L	90-96
4/23/80	@ Philadelphia	W	99-97
4/25/80	@ Philadelphia	W	102-90
4/27/80	@ Boston	W	105-94

NBA FINALS

(Los Angeles 4, Philadelphia 2)

5/4/80	@ Los Angeles	L	102-109
5/7/80	@ Los Angeles	W	107-104
5/10/80	@ Philadelphia	L	101-111
5/11/80	@ Philadelphia	W	105-102
5/14/80	@ Los Angeles	L	103-108
5/16/80	@ Philadelphia	L	107-123

1980-81

FIRST ROUND

(Philadelphia 3, Indiana 0)

3/31/81	@ Philadelphia	W	124-108
4/2/81	@ Indiana	W	96-85

EASTERN CONFERENCE SEMIFINALS

(Philadelphia 4, Milwaukee 3)

4/5/81	@ Philadelphia	W	125-122
4/7/81	@ Philadelphia	L	99-109
4/10/81	@ Milwaukee	W	108-103
4/12/81	@ Milwaukee	L	98-109
4/15/81	@ Philadelphia	W	116-99
4/17/81	@ Milwaukee	L	86-109
4/19/81	@ Philadelphia	W	99-98

EASTERN CONFERENCE FINALS

(Boston 4, Philadelphia 3)

4/21/81	@ Boston	W	105-104
4/22/81	@ Boston	L	99-118
4/24/81	@ Philadelphia	W	110-100
4/26/81	@ Philadelphia	W	107-105
4/29/81	@ Boston	L	109-111
5/1/81	@ Philadelphia	L	98-100
5/3/81	@ Boston	L	90-91

1981-82

FIRST ROUND

(Philadelphia 2, Atlanta 0)

4/21/82	@ Philadelphia	W	111-76
4/23/82	@ Atlanta	W	98-95 (OT)

EASTERN CONFERENCE SEMIFINALS

(Philadelphia 4, Milwaukee 2)

4/25/82	@ Philadelphia	W	125-122
4/28/82	@ Philadelphia	W	120-108
5/1/82	@ Milwaukee	L	91-92
5/2/82	@ Milwaukee	W	100-93
5/5/82	@ Philadelphia	L	98-110

5/7/82	@ Milwaukee	W	102-90
--------	-------------	---	--------

EASTERN CONFERENCE FINALS

(Philadelphia 4, Boston 3)

5/9/82	@ Boston	L	81-121
5/12/82	@ Boston	W	121-113
5/15/82	@ Philadelphia	W	99-97
5/16/82	@ Philadelphia	W	119-94
5/19/82	@ Boston	L	85-114
5/21/82	@ Philadelphia	L	75-88
5/23/82	@ Boston	W	120-106

NBA FINALS

(Los Angeles 4, Philadelphia 2)

5/27/82	@ Philadelphia	L	117-124
5/30/82	@ Philadelphia	W	110-94
6/1/82	@ Los Angeles	L	108-129
6/3/82	@ Los Angeles	L	101-111
6/6/82	@ Philadelphia	W	135-102
6/8/82	@ Los Angeles	L	104-114

1982-83

FIRST ROUND

(Received a bye in first round)

EASTERN CONFERENCE SEMIFINALS

(Philadelphia 4, New York 0)

4/24/83	@ Philadelphia	W	112-102
4/27/83	@ Philadelphia	W	98-91
4/30/83	@ New York	W	107-105
5/1/83	@ New York	W	105-102

EASTERN CONFERENCE FINALS

(Philadelphia 4, Milwaukee 1)

5/8/83	@ Philadelphia	W	111-109 (OT)
5/11/83	@ Philadelphia	W	87-81
5/14/83	@ Milwaukee	W	104-96
5/15/83	@ Milwaukee	L	94-100
5/18/83	@ Philadelphia	W	115-103

NBA FINALS

(Philadelphia 4, Los Angeles 0)

5/22/83	@ Philadelphia	W	113-107
5/26/83	@ Philadelphia	W	103-93
5/29/83	@ Los Angeles	W	111-94
5/31/83	@ Los Angeles	W	115-108

1983-84

FIRST ROUND

(New Jersey 3, Philadelphia 2)

4/18/84	@ Philadelphia	L	101-116
4/20/84	@ Philadelphia	L	102-116
4/22/84	@ New Jersey	W	108-100
4/24/84	@ New Jersey	W	110-102
4/26/84	@ Philadelphia	L	98-101

ALL-TIME PLAYOFF RESULTS

1984-85

FIRST ROUND

(Philadelphia 3, Washington 1)

4/17/85	@ Philadelphia	W	104-97
4/21/85	@ Philadelphia	W	113-94
4/24/85	@ Washington	L	100-118
4/26/85	@ Washington	W	106-98

EASTERN CONFERENCE SEMIFINALS

(Philadelphia 4, Milwaukee 0)

4/28/85	@ Milwaukee	W	127-105
4/30/85	@ Milwaukee	W	112-108
5/3/85	@ Philadelphia	W	109-104
5/5/85	@ Philadelphia	W	121-112

EASTERN CONFERENCE FINALS

(Boston 4, Philadelphia 1)

5/12/85	@ Boston	L	93-108
5/14/85	@ Boston	L	98-106
5/18/85	@ Philadelphia	L	94-105
5/19/85	@ Philadelphia	W	115-104
5/22/85	@ Boston	L	100-102

1985-86

FIRST ROUND

(Philadelphia 3, Washington 2)

4/18/86	@ Philadelphia	L	94-95
4/20/86	@ Philadelphia	W	102-97
4/22/86	@ Washington	W	91-86
4/24/86	@ Washington	L	111-116
4/27/86	@ Philadelphia	W	134-109

EASTERN CONFERENCE SEMIFINALS

(Milwaukee 4, Philadelphia 3)

4/29/86	@ Milwaukee	W	118-112
5/1/86	@ Milwaukee	L	107-119
5/3/86	@ Philadelphia	W	107-103
5/5/86	@ Philadelphia	L	104-109
5/7/86	@ Milwaukee	L	108-113
5/9/86	@ Philadelphia	W	126-108
5/11/86	@ Milwaukee	L	112-113

1986-87

FIRST ROUND

(Milwaukee 3, Philadelphia 2)

4/24/87	@ Milwaukee	L	104-107
4/26/87	@ Milwaukee	W	125-122 (OT)
4/29/87	@ Philadelphia	L	120-121
5/1/87	@ Philadelphia	W	124-118
5/3/87	@ Milwaukee	L	89-102

1988-89

FIRST ROUND

(New York 3, Philadelphia 0)

4/27/89	@ New York	L	96-102
4/29/89	@ New York	L	106-107
5/2/89	@ Philadelphia	L	115-116 (OT)

1989-90

FIRST ROUND

(Philadelphia 3, Cleveland 2)

4/26/90	@ Philadelphia	W	111-106
4/29/90	@ Philadelphia	W	107-101
5/1/90	@ Cleveland	L	95-122
5/3/90	@ Cleveland	L	96-108
5/5/90	@ Philadelphia	W	113-97

EASTERN CONFERENCE SEMIFINALS

(Chicago 4, Philadelphia 1)

5/7/90	@ Chicago	L	85-96
5/9/90	@ Chicago	L	96-101
5/11/90	@ Philadelphia	W	118-112
5/13/90	@ Philadelphia	L	101-111
5/16/90	@ Chicago	L	99-117

1990-91

FIRST ROUND

(Philadelphia 3, Milwaukee 0)

4/25/91	@ Milwaukee	W	99-90
4/27/91	@ Milwaukee	W	116-112 (OT)
4/30/91	@ Philadelphia	W	121-100

EASTERN CONFERENCE SEMIFINALS

(Chicago 4, Philadelphia 1)

5/4/91	@ Chicago	L	92-105
5/6/91	@ Chicago	L	100-112
5/10/91	@ Philadelphia	W	99-97
5/12/91	@ Philadelphia	L	85-101
5/14/91	@ Chicago	L	95-100

1998-99

FIRST ROUND

(Philadelphia 3, Orlando 1)

5/9/99	@ Orlando	W	104-90
5/11/99	@ Orlando	L	68-79
5/13/99	@ Philadelphia	W	97-85
5/15/99	@ Philadelphia	W	101-91

EASTERN CONFERENCE SEMIFINALS

(Indiana 4, Philadelphia 0)

5/17/99	@ Indiana	L	90-94
5/19/99	@ Indiana	L	82-85
5/21/99	@ Philadelphia	L	86-97
5/23/99	@ Philadelphia	L	86-89

1999-00

FIRST ROUND

(Philadelphia 3, Charlotte 1)

4/22/00	@ Charlotte	W	92-82
4/24/00	@ Charlotte	L	98-108 (OT)
4/28/00	@ Philadelphia	W	81-76
5/1/00	@ Philadelphia	W	105-99

EASTERN CONFERENCE SEMIFINALS

(Indiana 4, Philadelphia 2)

5/6/00	@ Indiana	L	91-108
5/8/00	@ Indiana	L	97-103
5/10/00	@ Philadelphia	L	89-97
5/13/00	@ Philadelphia	W	92-90
5/15/00	@ Indiana	W	107-86
5/19/00	@ Philadelphia	L	90-106



ALL-TIME PLAYOFF RESULTS

2000-01

FIRST ROUND

(Philadelphia 3, Indiana 1)

4/21/01	@ Philadelphia	L	78-79
4/24/01	@ Philadelphia	W	116-98
4/28/01	@ Indiana	W	92-87
5/2/01	@ Indiana	W	88-85

EASTERN CONFERENCE SEMIFINALS

(Philadelphia 4, Toronto 3)

5/6/01	@ Philadelphia	L	93-96
5/9/01	@ Philadelphia	W	97-92
5/11/01	@ Toronto	L	78-102
5/13/01	@ Toronto	W	84-79
5/16/01	@ Philadelphia	W	121-88
5/18/01	@ Toronto	L	89-101
5/20/01	@ Philadelphia	W	88-87

EASTERN CONFERENCE FINALS

(Philadelphia 4, Milwaukee 3)

5/22/01	@ Philadelphia	W	93-85
5/24/01	@ Philadelphia	L	78-92
5/26/01	@ Milwaukee	L	74-80
5/28/01	@ Milwaukee	W	89-93
5/30/01	@ Philadelphia	W	89-88
6/1/01	@ Milwaukee	L	100-110
6/3/01	@ Philadelphia	W	108-91

NBA FINALS

(Los Angeles 4, Philadelphia 1)

6/6/01	@ Los Angeles	W	107-101 (OT)
6/8/01	@ Los Angeles	L	89-98
6/10/01	@ Philadelphia	L	91-96
6/13/01	@ Philadelphia	L	86-100
6/15/01	@ Philadelphia	L	96-108

2001-02

FIRST ROUND

(Boston 3, Philadelphia 2)

4/21/02	@ Boston	L	82-92
4/25/02	@ Boston	L	85-93
4/28/02	@ Philadelphia	W	108-103
5/1/02	@ Philadelphia	W	83-81
5/3/02	@ Boston	L	87-120

2002-03

FIRST ROUND

(Philadelphia 4, New Orleans 2)

4/20/03	@ Philadelphia	W	98-90
4/23/03	@ Philadelphia	W	90-85
4/26/03	@ New Orleans	L	85-99
4/28/03	@ New Orleans	W	96-87
4/30/03	@ Philadelphia	L	91-93
5/2/03	@ New Orleans	W	107-103

EASTERN CONFERENCE SEMIFINALS

(Detroit 4, Philadelphia 2)

5/6/03	@ Detroit	L	87-98
5/8/03	@ Detroit	L	97-104 (OT)
5/10/03	@ Philadelphia	W	93-83
5/11/03	@ Philadelphia	W	95-82
5/14/03	@ Detroit	L	77-78
5/16/03	@ Philadelphia	L	89-93 (OT)

2004-05

FIRST ROUND

(Detroit 4, Philadelphia 1)

4/23/05	@ Detroit	L	85-106
4/26/05	@ Detroit	L	84-99
4/29/05	@ Philadelphia	W	115-104
5/1/05	@ Philadelphia	L	92-97 (OT)
5/3/05	@ Detroit	L	78-88

2007-08

FIRST ROUND

(Detroit 4, Philadelphia 2)

4/20/08	@ Detroit	W	90-86
4/23/08	@ Detroit	L	88-105
4/25/08	@ Philadelphia	W	95-75
4/27/08	@ Philadelphia	L	84-93
4/29/08	@ Detroit	L	81-98
5/1/08	@ Philadelphia	L	77-100

2008-09

FIRST ROUND

(Orlando 4, Philadelphia 2)

4/19/09	@ Orlando	W	100-98
4/22/09	@ Orlando	L	87-96
4/24/09	@ Philadelphia	W	96-94
4/26/09	@ Philadelphia	L	81-84
4/28/09	@ Orlando	L	78-91
4/30/09	@ Philadelphia	L	89-114

2010-11

FIRST ROUND

(Miami 4, Philadelphia 1)

4/16/11	@ Miami	L	89-97
4/18/11	@ Miami	L	73-94
4/21/11	@ Philadelphia	L	94-100
4/24/11	@ Philadelphia	W	86-82
4/27/11	@ Miami	L	91-97

2011-12

FIRST ROUND

(Philadelphia 4, Chicago 2)

4/28/12	@ Chicago	L	91-103
5/1/12	@ Chicago	W	109-92
5/4/12	@ Philadelphia	W	79-74
5/6/12	@ Philadelphia	W	89-82
5/8/12	@ Chicago	L	69-77
5/10/12	@ Philadelphia	W	79-78

EASTERN CONFERENCE SEMIFINALS

(Boston 4, Philadelphia 3)

5/12/12	@ Boston	L	91-92
5/14/12	@ Boston	W	82-81
5/16/12	@ Philadelphia	L	91-107
5/18/12	@ Philadelphia	W	92-83
5/21/12	@ Boston	L	85-101
5/23/12	@ Philadelphia	W	82-75
5/26/12	@ Boston	L	75-85

Playoffs

7-GAME SERIES: FINAL GAME RESULTS

6-9 OVERALL (76ERS: 5-7; NATIONALS: 1-2)

DATE	ROUND	OPPONENT	RESULT/SCORE
04/12/54	NBA Finals	at Minneapolis	L, 80-87
04/10/55	NBA Finals	Fort Wayne	W, 92-91
04/01/59	Eastern Division Finals	at Boston	L, 125-130
04/15/65	Eastern Division Finals	at Boston	L, 109-110
04/19/68	Eastern Division Finals	Boston	L, 96-100
04/04/71	Eastern Conference Semifinals	at Baltimore	L, 120-128
05/01/77	Eastern Conference Semifinals	Boston	W, 83-77
05/02/79	Eastern Conference Semifinals	at San Antonio	L, 108-111
04/19/81	Eastern Conference Semifinals	Milwaukee	W, 99-98
05/03/81	Eastern Conference Finals	at Boston	L, 90-91
05/23/82	Eastern Conference Finals	at Boston	W, 120-106
05/11/86	Eastern Conference Semifinals	at Milwaukee	L, 112-113
05/20/01	Eastern Conference Semifinals	Toronto	W, 88-87
06/03/01	Eastern Conference Finals	Milwaukee	W, 108-91
05/26/12	Eastern Conference Semifinals	at Boston	L, 75-85

5-GAME SERIES: FINAL GAME RESULTS

2-8 OVERALL (76ERS: 2-4; NATIONALS: 0-4)

DATE	ROUND	OPPONENT	RESULT/SCORE
04/04/51	Eastern Division Finals	at New York	L, 81-83
03/29/56	Eastern Division Finals	at Philadelphia	L, 104-109
03/22/62	Eastern Division Semifinals	at Philadelphia	L, 104-121
03/26/63	Eastern Division Semifinals	Cincinnati	L, 127-131 (OT)
03/29/64	Eastern Division Semifinals	at Cincinnati	L, 124-130
04/26/84	First Round	New Jersey	L, 98-101
04/27/86	First Round	Washington	W, 134-109
05/03/87	First Round	at Milwaukee	L, 89-102
05/05/90	First Round	Cleveland	W, 113-97
05/03/02	First Round	at Boston	L, 87-120

3-GAME SERIES: FINAL GAME RESULTS

3-3 OVERALL (76ERS: 0-1; NATIONALS: 3-2)

DATE	ROUND	OPPONENT	RESULT/SCORE
04/02/50	Eastern Division Finals	New York	W, 91-80
03/23/52	Eastern Division Semifinals	Philadelphia	W, 84-73
03/21/56	Eastern Division Semifinals	at Boston	W, 102-97
03/18/58	Eastern Division Semifinals	Philadelphia	L, 88-101
03/14/60	Eastern Division Semifinals	at Philadelphia	L, 112-132
04/18/76	First Round	Buffalo	L, 123-124 (OT)



ALL-TIME PLAYOFF BREAKDOWN

FIRST ROUND

YEAR	RECORD
1975-76.....	1-2
1978-79.....	2-0
1979-80.....	2-0
1980-81.....	2-0
1981-82.....	2-0
1983-84.....	2-3
1984-85.....	3-1
1985-86.....	3-2
1986-87.....	2-3
1988-89.....	0-3
1989-90.....	3-2
1990-91.....	3-0
1998-99.....	3-1
1999-00.....	3-1
2000-01.....	3-1
2001-02.....	2-3
2002-03.....	4-2
2004-05.....	1-4
2007-08.....	2-4
2008-09.....	2-4
2010-11.....	1-4
2011-12.....	4-2
TOTALS.....	50-42

ROUND ROBIN

YEAR	RECORD
1953-54.....	4-0
TOTALS.....	4-0

EASTERN (DIVISION) CONFERENCE SEMIFINALS

YEAR	RECORD
1949-50.....	2-0
1950-51.....	2-0
1951-52.....	2-1
1952-53.....	0-2
1955-56.....	2-1
1956-57.....	2-0
1957-58.....	1-2
1958-59.....	2-0
1959-60.....	1-2
1960-61.....	3-0
1961-62.....	2-3
1962-63.....	2-3
1963-64.....	2-3
1964-65.....	3-1
1966-67.....	3-1
1967-68.....	4-2
1968-69.....	1-4
1969-70.....	1-4
1970-71.....	3-4
1976-77.....	4-3
1977-78.....	4-0
1978-79.....	3-4
1979-80.....	4-1
1980-81.....	4-3
1981-82.....	4-2
1982-83.....	4-0
1984-85.....	4-0
1985-86.....	3-4
1989-90.....	1-4
1990-91.....	1-4
1998-99.....	0-4
1999-00.....	2-4
2000-01.....	4-3
2002-03.....	4-2
2011-12.....	3-4
TOTALS.....	85-77

EASTERN (DIVISION) CONFERENCE FINALS

YEAR	RECORD
1949-50.....	2-1
1950-51.....	2-3
1951-52.....	1-3
1953-54.....	2-0
1954-55.....	3-1
1955-56.....	2-3
1956-57.....	0-3
1958-59.....	3-4
1960-61.....	1-4
1964-65.....	3-4
1965-66.....	1-4
1966-67.....	4-1
1967-68.....	3-4
1976-77.....	4-2
1977-78.....	2-4
1979-80.....	4-1
1980-81.....	3-4
1981-82.....	4-3
1982-83.....	4-1
1984-85.....	1-4
2000-01.....	4-3
TOTALS.....	53-57

NBA FINALS

YEAR	RECORD
1949-50.....	2-4
1953-54.....	3-4
1954-55.....	4-3
1966-67.....	4-2
1976-77.....	2-4
1979-80.....	2-4
1981-82.....	2-4
1982-83.....	4-0
2000-01.....	1-4
TOTALS.....	24-29

ROUND-BY-ROUND IN THE NBA PLAYOFFS

First Round.....	50-42
Round Robin.....	4-0
Eastern Conference Semifinals.....	85-77
Eastern Conference Finals.....	53-57
NBA Finals.....	24-29
TOTALS.....	216-205

NOTE: The Third-Place "play-in" game is not recognized as a playoff game.



The 1982-83 Philadelphia 76ers won the NBA Championship.

TOP SINGLE-GAME PERFORMANCES

76ERS / NATIONALS TOP-10 PLAYOFF PERFORMANCES

POINTS

PTS	PLAYER	OPP	DATE
55	Allen Iverson	vs. NOH	4/20/03
54	Allen Iverson	vs. TOR	5/09/01
52	Allen Iverson	vs. TOR	5/16/01
50	Billy Cunningham	vs. MIL	4/01/70
48	Allen Iverson	at LAL (OT)	6/06/01
46	Wilt Chamberlain	vs. BOS	4/12/66
46	Allen Iverson	at MIL	6/01/01
45	Lee Shaffer	vs. CIN (OT)	3/26/63
45	Allen Iverson	vs. IND	4/24/01
45	Allen Iverson	at NOH	5/02/03

REBOUNDS

REBS	PLAYER	OPP	DATE
41	Wilt Chamberlain	vs. BOS	4/05/67
39	Wilt Chamberlain	vs. BOS	4/06/65
38	Wilt Chamberlain	vs. SF	4/16/67
37	Wilt Chamberlain	at BOS	4/08/65
36	Wilt Chamberlain	vs. BOS	4/11/67
34	Wilt Chamberlain	vs. BOS (OT)	4/09/65
34	Wilt Chamberlain	vs. BOS	4/12/66
34	Wilt Chamberlain	vs. BOS	4/19/68
33	Wilt Chamberlain	at BOS (OT)	4/10/66
33	Wilt Chamberlain	vs. SF (OT)	4/14/67

ASSISTS

AST	PLAYER	OPP	DATE
19	Wilt Chamberlain	vs. CIN	3/24/67
16	Maurice Cheeks	at NYK	4/27/89
16	Allen Iverson	vs. TOR	5/20/01
15	George King	vs. PHI	3/28/56
15	Johnny Dawkins	at CHI	5/16/90
15	Allen Iverson	vs. DET	4/29/05
14	Maurice Cheeks	at BOS	5/12/82
14	Johnny Dawkins	vs. CLE	5/05/90
13	George King	at PHI	3/29/56
13	Wilt Chamberlain	vs. BOS	3/31/67
13	Wilt Chamberlain	vs. BOS	4/11/67
13	Maurice Cheeks	at SA	5/02/79
13	Lionel Hollins	vs. LAL	5/11/80
13	Maurice Cheeks	vs. MIL	5/09/86
13	Johnny Dawkins	at CHI	5/09/90
13	Eric Snow	at CHA (OT)	4/24/00
13	Aaron McKie	vs. MIL	6/03/01

OPPONENTS TOP-10 PLAYOFF PERFORMANCES

POINTS

PTS	PLAYER	OPP	DATE
56	Wilt Chamberlain	at PHI	3/22/62
55	Rick Barry	at SF	4/18/67
53	Wilt Chamberlain	at PHI	3/14/60
50	Bob Cousy	at BOS (4OT)	3/21/53
50	Vince Carter	at TOR	5/11/01
49	Michael Jordan	vs. CHI	5/11/90
46	Wilt Chamberlain	at PHI	3/14/61
46	Kareem Abdul-Jabbar	at MIL	4/03/70
46	Michael Jordan	vs. CHI	5/10/91
46	Paul Pierce	at BOS	5/03/02

REBOUNDS

REBS	PLAYER	OPP	DATE
39	Bill Russell	at BOS	3/23/61
35	Wilt Chamberlain	at PHI	3/22/62
34	Bill Russell	at BOS	3/19/61
33	Bill Russell	at BOS	3/26/61
32	Bill Russell	at BOS	3/18/59
32	Bill Russell	at BOS	3/28/59
32	Bill Russell	at BOS	4/01/59
32	Wilt Chamberlain	at PHI	3/14/61
32	Bill Russell	at BOS	4/04/65
31	Bill Russell	at BOS	3/21/57
31	Bill Russell	vs. BOS	4/12/66
31	Nate Thurmond	vs. SF (OT)	4/14/67
31	Bill Russell	at BOS	4/17/68

ASSISTS

AST	PLAYER	OPP	DATE
18	Oscar Robertson	at CIN	3/29/64
18	Mark Price	at CLE	5/03/90
17	Rajon Rondo	at BOS	5/12/12
16	Oscar Robertson	at CIN	3/22/64
16	Oscar Robertson	vs. CIN	3/21/67
16	Paul Pressey	at MIL	4/30/85
16	Paul Pressey	at MIL	5/07/86
15	Bob Cousy	vs. BOS	3/24/55
15	Bob Cousy	at BOS	3/18/59
15	John Havlicek	at BOS	4/24/77
15	Paul Pressey	at MIL	5/11/86
15	Rajon Rondo	vs. BOS	5/18/12



* * * * *

NOTES

OPPONENTS





Boston Celtics



GENERAL INFORMATION



Brad Stevens

Franchise Timeline (Established) Boston Celtics (1946-47)
Address 226 Causeway St., 4th Floor; Boston, Mass. 02114
Managing Partner, Governor & Chief Executive Officer Wyc Grousbeck
Managing Partner & Alternative Governor H. Irving Grousbeck, Stephen Pagliuca
President Rich Gotham
President of Basketball Operations Danny Ainge
Head Coach Brad Stevens
Assistant Coaches Jay Larranaga, Walter McCarty, Micah Shrewsberry, Jamie Young, Jerome Allen
Athletic Trainer Ed Lacerte
Media Relations Christian Megliola, Jeff Twiss, Heather Walker, Brian Olive, Brandon Shinn
Home Court: TD Banknorth Garden (18,624)

BROADCAST INFORMATION

Radio 98.5 FM: Sean Grande, Cedric Maxwell
Television NBC Sports Boston: Mike Gorman, Tommy Heinsohn, Abby Chin

2017-18 SCHEDULE

Oct 20	vs Boston	L	92-102
Nov 30	@ Boston	L	97-108
Jan 11	vs Boston	L	103-114
Jan 18	@ Boston	W	89-80

ALL-TIME SERIES RESULTS

Overall:	186-258
Home:	121-87
Away:	53-149
Neutral	15-38

PLAYOFFS

Overall:	46-54
Home:	31-16
Away:	15-38

ALL-TIME SERIES INFORMATION

76ers Largest Margin of Victory: 42 (10/29/66)
76ers Most Pts. Scored: 150 (3/6/70)
76ers Fewest Pts. Scored: 65 (3/28/04)

Celtics Largest Margin of Victory: 37 (12/20/87)
Celtics Most Pts. Scored: 148 (1/19/63)
Celtics Fewest Pts. Scored: 65 (2/17/53)

Boston Celtics

76ERS 2017-18 SEASON SERIES STATISTICS VS. CELTICS

PLAYER	G-GS	MIN	FG-FGA	PCT	3FG-FGA	PCT	FT-FTA	PCT	OFF	DEF	TOT	AST	PF-DQ	STL	TO	BLK	PTS	AVG	HI
Redick	3-3	99	19-43	.442	13-22	.591	7-7	1.000	0	10	10	12	3-0	1	5	2	58	19.3	22
Embiid	3-3	94	20-52	.385	11-12	.083	11-13	.846	5	35	40	14	7-0	4	11	5	52	17.3	26
Sarić	4-3	126	20-51	.392	6-20	.300	11-15	.733	11	19	30	11	16-0	5	14	1	57	14.3	18
Simmons	4-4	140	22-46	.478	0-0	---	6-10	.600	9	17	26	19	8-0	9	15	2	50	12.5	16
McConnell	3-0	64	12-21	.571	2-3	.667	5-6	.833	1	9	10	7	6-0	8	6	0	31	10.3	15
Bayless	4-2	104	14-28	.500	7-12	.583	0-0	---	2	6	8	6	14-0	2	6	0	35	8.8	18
Covington	4-4	129	12-36	.333	7-25	.280	2-2	1.000	3	9	12	6	13-0	2	13	2	33	8.3	12
Booker (TOT)	3-1	52	9-15	.600	0-1	.000	2-2	1.000	2	9	11	2	7-0	2	3	0	20	6.7	12
Booker (PHI)	2-0	24	4-5	.800	0-0	---	0-0	---	1	2	3	0	4-0	1	0	0	8	4.0	6
Fultz	1-0	17	2-9	.222	0-0	---	2-2	1.000	1	2	3	1	4-0	1	0	0	6	6.0	6
Holmes	2-0	37	5-9	.556	1-1	1.000	0-0	---	3	8	11	0	5-0	1	2	0	11	5.5	9
Luwawu-Cabarrot	4-0	47	5-13	.385	3-7	.429	6-7	.857	0	4	4	1	4-0	1	0	1	19	4.8	11
Anderson	3-0	23	3-9	.333	3-6	.500	2-2	1.000	0	3	3	0	1-0	0	2	0	11	3.7	6
Johnson	3-1	46	4-9	.444	0-1	.000	2-5	.400	4	6	10	5	5-0	4	2	1	10	3.3	6
Stauskas	1-0	10	0-0	---	0-0	---	0-0	---	0	0	0	0	1-0	1	0	0	0	0.0	0
76ERS	4	960	142-331	.429	43-109	.394	54-69	.783	40	130	170	82	91-0	40	80	14	381	95.3	103

CELTICS 2017-18 SEASON SERIES STATISTICS VS. 76ERS

PLAYER	G-GS	MIN	FG-FGA	PCT	3FG-FGA	PCT	FT-FTA	PCT	OFF	DEF	TOT	AST	PF-DQ	STL	TO	BLK	PTS	AVG	HI
Irving	3-3	100	26-58	.448	9-22	.409	16-18	.889	4	12	16	14	7-0	2	12	0	77	25.7	36
Morris	3-0	79	17-33	.515	5-15	.333	11-11	1.000	5	14	19	6	4-0	2	4	0	50	16.7	19
Horford	4-4	140	24-49	.490	7-17	.412	10-12	.833	3	25	28	18	9-0	1	10	6	65	16.3	21
Tatum	4-4	122	20-43	.465	4-11	.364	13-18	.722	3	15	18	4	10-0	4	6	5	57	14.3	16
Brown	4-4	124	17-46	.370	5-18	.278	5-11	.455	5	13	18	8	12-0	7	7	0	44	11.0	21
Rozier	4-0	92	13-32	.406	6-20	.300	0-3	.000	2	12	14	7	5-0	2	5	0	32	8.0	14
Smart	3-1	90	9-21	.429	3-9	.333	2-2	1.000	0	8	8	11	8-0	4	14	0	23	7.7	13
Larkin	3-0	52	7-11	.636	2-3	.667	2-2	1.000	1	5	6	5	1-0	2	4	0	18	6.0	10
Baynes	4-4	57	8-16	.500	0-1	.000	4-5	.800	5	12	17	3	10-0	2	3	3	20	5.0	10
Bird	1-0	14	0-1	.000	0-1	.000	3-5	.600	0	1	1	0	1-0	0	0	0	3	3.0	3
Theis	4-0	52	6-10	.600	0-2	.000	0-1	.000	6	14	20	2	10-0	3	3	5	12	3.0	6
Yabusele	2-0	5	1-3	.333	1-2	.500	0-0	---	0	1	1	0	2-0	0	2	0	3	1.5	3
Nader	3-0	12	0-2	.000	0-1	.000	0-0	---	0	2	2	0	1-0	0	1	0	0	0.0	0
Ojeleye	3-0	21	0-1	.000	0-0	---	0-0	---	1	3	4	0	2-0	0	1	0	0	0.0	0
CELTICS	4	960	148-326	.454	42-122	.344	66-88	.750	35	137	172	78	82-0	29	73	19	404	101.0	114





Boston Celtics

DATE	PHI	OPP	DATE	PHI	OPP	DATE	PHI	OPP	DATE	PHI	OPP	DATE	PHI	OPP	
11/30/49	A	W 87	71	12/6/58	A	W 101	92	3/5/66	H	W 102	85	3/7/80	A	L 92	111
3/12/50	H	W 86	72	12/7/58	H	W 108	104	3/6/66	A	W 113	110	3/30/80	H	W 116	110
12/8/50	A	W 86	85	12/16/58	N	L 104	108	10/29/66	H	W 138	96	11/7/80	H	W 117	113*
12/26/50	A	L 100	102	12/29/58	A	L 105	107	11/5/66	A	L 87	105	1/28/81	A	L 101	104
1/1/51	H	W 106	89	1/2/59	H	W 134	112	12/1/66	A	L 107	117	2/12/81	H	W 107	104
1/28/51	H	W 104	83	2/1/59	A	L 137	139*	12/28/66	H	W 113	108	3/1/81	A	L 107	114
1/30/51	A	L 87	96	2/14/59	A	L 121	124	1/15/67	A	W 110	95	3/22/81	H	W 126	94
2/2/51	A	L 90	96*	2/19/59	H	W 113	105	1/24/67	H	L 106	118	3/29/81	A	L 94	98
2/15/51	H	W 94	80	3/4/59	A	L 114	120	2/12/67	A	L 112	113	12/4/81	A	L 103	111
3/18/51	H	W 97	89	3/5/59	H	W 142	118	3/8/67	A	W 115	113*	12/19/81	H	W 123	118*
11/15/51	H	W 97	95	10/24/59	H	L 109	121	3/11/67	H	L 114	116	1/8/82	H	L 90	96
12/19/51	A	L 97	103	11/18/59	H	W 138	103	10/28/67	A	L 95	104	3/21/82	H	L 111	123
1/3/52	H	W 107	81	11/20/59	A	L 101	114	11/18/67	H	L 111	116	3/28/82	H	W 116	98
1/27/52	H	W 91	86	12/20/59	H	L 127	132	12/29/67	H	L 101	102	4/11/82	H	L 109	110*
2/6/52	A	L 88	99	1/3/60	H	W 114	113	2/16/69	H	W 123	123	1/16/82	H	W 119	115**
2/24/52	H	L 75	77	1/4/60	A	L 120	127	1/28/68	A	L 103	115	12/10/82	A	L 97	123
2/27/52	A	L 81	88	1/5/60	N	W 145	143*	1/30/68	H	W 125	118	12/21/82	H	W 122	105
3/12/52	A	W 89	71	1/12/60	N	L 127	130	3/3/68	A	W 133	127	3/4/83	A	L 110	115
3/13/52	H	W 89	70	1/23/60	A	L 121	130	3/8/68	H	W 101	96	3/16/83	H	W 105	100
11/8/52	A	L 83	106	1/24/60	H	L 110	131	1/1/68	A	L 99	118	4/17/83	A	L 101	114
11/13/52	H	W 96	81	2/5/60	A	L 100	124	11/30/68	H	L 113	117*	11/19/83	H	W 92	91
11/30/52	H	W 78	66	3/3/60	H	W 149	108	1/11/69	H	L 101	111	12/4/83	H	W 121	114*
12/16/52	N	L 83	88	3/6/60	A	L 117	126	1/24/69	A	W 120	111	1/13/84	A	L 104	105
12/18/52	A	L 77	91	11/19/60	H	L 94	114	2/9/69	A	L 117	122*	1/25/84	A	L 98	102
12/20/52	H	W 90	86	1/26/60	A	L 110	129	2/16/69	H	W 123	107	1/20/84	A	W 109	91
12/31/52	A	L 87	97	12/7/60	A	W 142	134	3/12/69	H	L 117	126	3/25/84	A	W 119	114**
2/4/53	A	L 92	105	12/15/60	N	L 105	115	11/1/69	H	L 123	131	11/9/84	A	L 119	130
2/17/53	N	W 84	65	1/1/61	H	L 96	113	11/26/69	A	W 135	114	12/12/84	H	W 110	107
3/12/53	H	W 84	70	1/12/61	N	L 118	124*	12/5/69	A	W 105	104	1/20/85	A	L 97	113
3/17/53	H	W 72	68	1/21/61	H	W 127	124	1/4/70	H	W 130	120	1/30/85	A	W 122	104
11/14/53	A	L 66	77	2/8/61	H	W 130	108	1/28/70	A	L 100	112	3/29/85	A	L 108	112
11/26/53	H	W 93	86	2/19/61	H	L 106	116	3/6/70	H	W 150	134	4/9/85	H	W 113	104
11/28/53	N	L 80	91	2/24/61	A	L 128	144	10/31/70	H	L 102	133	11/22/85	A	L 103	110
12/13/53	H	W 108	74	3/8/61	A	L 127	136	1/14/70	A	L 113	115	11/26/85	H	L 91	98
12/19/53	A	W 90	83	3/1/61	A	L 115	126	1/27/70	H	L 120	125	12/31/85	H	W 108	102
12/30/53	N	W 96	89	3/12/61	H	L 134	136*	1/10/71	A	W 107	110	1/26/86	A	L 103	105
1/1/54	A	L 92	95	11/4/61	A	L 107	127	1/31/71	A	L 126	132	3/16/86	A	L 101	118
2/10/54	A	L 79	94	12/8/61	A	L 111	123	2/2/71	H	W 108	105	4/6/86	H	W 95	94
2/25/54	H	L 96	101	12/9/61	H	L 102	106	12/28/71	H	L 116	120	11/25/86	H	W 102	100
3/1/54	H	W 97	95*	12/25/61	H	L 122	127	12/31/71	A	L 119	131	12/5/86	A	L 106	108
11/6/54	A	L 84	107	1/13/62	N	W 127	117	1/30/72	A	L 114	130	1/19/86	H	W 122	100
11/21/54	H	W 110	104	1/19/62	A	L 103	128	1/3/72	H	L 115	120	1/25/87	A	L 96	111
12/9/54	H	W 120	107	1/20/62	H	L 101	107	3/11/72	N	L 111	127	3/29/87	A	L 100	118
12/11/54	A	L 90	94	2/8/62	H	W 122	110	3/22/72	A	L 106	113	4/5/87	H	W 106	104*
12/15/54	H	W 105	102	2/22/62	N	L 106	134	10/23/72	A	L 85	105	11/20/87	H	W 116	85
1/20/55	H	W 92	87	2/23/62	A	L 107	121	12/1/72	H	L 99	105	12/20/87	A	L 87	124
1/28/55	A	L 90	101	2/25/62	H	L 106	110	12/2/72	A	L 120	131	12/22/87	H	L 115	118
2/4/55	A	L 88	114	3/13/62	A	L 110	142	12/30/72	N	L 107	117	1/31/88	A	L 85	100
2/8/55	N	W 115	88	10/27/62	A	L 98	118	1/13/73	H	L 95	111	3/25/88	A	W 97	93
2/9/55	A	L 94	104	11/16/62	H	W 113	105	2/3/73	H	L 100	104	4/10/88	H	L 108	117
2/17/55	H	W 107	93	11/22/62	N	W 130	120	2/4/73	A	L 115	123	11/5/88	H	W 129	115
2/22/55	N	L 95	97	12/1/62	A	L 110	129	10/13/73	H	L 106	111	12/9/88	A	L 107	121
11/24/55	H	W 111	103	12/8/62	H	W 102	97	10/19/73	A	L 102	133	1/18/89	H	W 115	104
11/29/55	N	L 97	105	1/1/63	A	L 117	134	12/31/73	A	L 97	106	1/20/89	A	L 109	117
12/11/55	H	W 101	89	1/19/63	H	W 149	148*	1/12/74	H	L 102	108*	1/3/89	A	L 103	109
12/17/55	A	W 110	104	2/1/63	A	W 125	111	1/25/74	A	L 97	112	3/28/89	H	W 117	115*
12/30/55	N	L 103	110	2/6/63	H	W 126	109	2/1/74	N	L 105	106	11/14/89	A	L 94	96
1/7/56	H	L 99	105*	2/15/63	N	L 114	123	3/16/74	H	L 127	146	12/22/89	A	W 89	88
1/13/56	A	L 104	119	3/16/63	H	L 121	125	3/27/74	H	W 117	108	3/11/90	A	L 105	107
1/21/56	H	L 96	100	3/17/63	A	L 116	125	1/1/74	A	L 98	114	3/28/90	H	W 122	104
2/9/56	H	L 97	98	11/1/63	H	L 102	119	11/23/74	A	W 98	96	4/22/90	H	L 98	118
3/1/56	H	W 111	100	11/29/63	N	L 78	112	12/17/74	A	W 113	109	12/1/90	H	W 116	110
3/7/56	A	L 98	111	12/13/63	H	L 84	111	12/18/74	A	L 99	131	12/19/90	A	L 105	115
1/34/56	A	L 103	122	1/1/64	H	W 115	108	1/19/75	A	L 100	102	1/25/91	H	W 116	94
1/17/56	H	L 83	94*	1/21/64	A	L 117	123	2/7/75	A	W 98	95	12/9/95	H	L 105	110
11/24/56	A	L 99	114	1/31/64	A	L 97	114	3/5/75	H	L 107	116	4/18/91	H	W 122	97
12/9/56	H	W 116	110	2/1/64	H	L 111	119	4/5/75	H	L 97	111	11/15/91	A	L 97	122
12/30/56	A	L 92	105	2/9/64	A	L 109	120	11/14/75	A	W 119	109	1/17/92	A	L 95	98
1/4/57	N	W 116	106	2/18/64	N	L 93	103	12/20/75	H	L 97	111	2/1/92	H	W 126	110
1/23/57	A	L 108	140	2/21/64	H	W 144	119	1/11/76	H	W 118	107	4/14/92	H	L 94	99
1/30/57	A	W 119	116	3/1/64	A	L 93	108	1/16/76	A	L 110	118	11/13/92	A	W 126	115
1/31/57	H	W 105	104	3/3/64	N	L 94	108	3/3/76	H	L 123	110	11/28/92	H	L 109	117
2/5/57	N	L 101	105	11/12/64	N	W 110	109	3/20/76	H	L 96	103*	2/5/93	A	L 93	105
2/17/57	H	W 116	106	11/14/64	H	L 102	113	3/31/76	A	L 100	108	3/10/93	A	L 100	104
3/9/57	H	W 104	102	12/2/64	H	W 108	108	11/23/76	H	W 116	107	1/31/93	A	L 103	109
3/10/57	A	W 94	92	12/11/64	H	L 109	118	1/22/77	H	W 109	94	11/10/93	H	L 89	91
11/2/57	A	L 83	107	1/15/65	A	L 95	104	1/23/77	A	W 91	83	12/13/93	A	L 107	112
11/3/57	N	L 95	113	1/23/65	N	W 104	100	4/3/77	A	L 90	96	1/10/94	A	W 99	94
11/30/57	A	L 112	118	1/27/65	A	L 98	115	11/18/77	A	W 121	112	3/27/94	A	L 122	124*
12/1/57	H	W 118	109	1/29/65	H	W 118	105	1/8/78	H	W 94	91	4/3/94	H	L 112	135
1/4/58	H	W 115	106	3/6/65	H	W 103	98	3/10/78	H	W 120	109	11/26/94	H	L 99	108
1/17/58	A	L 99	120	3/7/65	A	L 111	133	3/12/78	A	W 105	103	12/23/94	A	W 85	77
1/25/58	H	W 112	100	11/6/65	A	L 91	101	1/20/79	H	L 102	108	3/24/95	A	L 75	107
1/26/58	A	L 95	118	11/12/65	H	W 123	114	1/21/79	A	W 91	87	4/7/95	A	L 81	91
2/9/58	H	W 123	98	12/3/65	A	W 119	103	3/7/79	H	W 114	107	12/9/95	H	L 98	124
2/11/58	N	W 84	76	12/28/65	H	W 102	93	3/25/79	A	L 94	103	12/13/95	A	L 100	111
12/1/58	A	L 101	119	1/14/66	H	W 112	100	11/10/79	H	W 95	94	3/13/96	A	L 100	110
3/2/58	H	L 100	107	1/16/6											

Boston Celtics

ROSTER

NO.	PLAYER	POS.	HT	WT	PRIOR TO NBA/HOME COUNTRY	YRS. PRO
0	Jayson Tatum	F	6-8	210	Duke/USA	R
7	Jaylen Brown	G	6-7	225	California/USA	1
8	Shane Larkin	G	5-11	175	Miami (FL)/USA	3
11	Kyrie Irving	G	6-3	195	Duke/USA	6
12	Terry Rozier III	G	6-1	195	Louisville/USA	2
13	Marcus Morris	F	6-9	235	Kansas/USA	6
20	Gordon Hayward	G	6-8	225	Butler/USA	7
27	Daniel Theis	F	6-8	245	Brose Bamberg/Germany	R
28	Abdel Nader	F	6-6	220	Iowa State/Egypt	R
30	Guerschon Yabusele	F	6-8	275	Maine Red Claws/France	R
36	Marcus Smart	G	6-4	220	Oklahoma State/USA	1
37	Semi Ojeleye	F	6-7	240	SMU/USA	R
42	Al Horford	F-C	6-10	240	Florida/Dominican Republic	10
46	Aron Baynes	F-C	6-10	265	Washington State/Australia	5
55	Greg Monroe	F-C	6-11	265	Georgetown/USA	7
60	Jonathan Gibson	G	6-2	185	New Mexico State/USA	1

HEAD COACH:
BRAD STEVENS

ASSISTANT COACHES:
JAY LARRANAGA
MICAH SHREWSBERRY
JAMIE YOUNG
JEROME ALLEN
SCOTT MORRISON

DIRECTOR OF SPORT PERFORMANCE:
ART HORNE



Cleveland Cavaliers



GENERAL INFORMATION



Tyronn Lue

Franchise Timeline (Established) Cleveland Cavaliers (1970-71)
Address One Center Court; Cleveland, OH 44115-4001
Chairman Dan Gilbert
General Manager Koby Altman
Assistant General Manager Mike Gansey
Head Coach Tyronn Lue
Associate Head Coach Larry Drew
Assistant Coaches Jim Boylan, Mike Longabardi, James Posey, Damon Jones
Director of Player Development/Assistant Coach Phil Handy
Head Athletic Trainer Steve Spiro
Director of Team Operations Mark Cashman
Basketball Communications Tad Carper, B.J. Evans, Jeff Schaefer, Cherome Owens, Alyssa Dombrowski
Home Court Quicken Loans Arena (20,562)

BROADCAST INFORMATION

Radio WTAM (1100 AM): John Michael, Jim Chones, Mike Snyder
Spanish Radio LA MEGA (87.7 FM): Rafael Hernandez Brito
Television FOX Sports Ohio: Fred McLeod, Austin Carr, Allie Clifton

2017-18 SCHEDULE

Nov 27	vs Cleveland	L	91-113
Dec 9	@ Cleveland	L	98-105
Mar 1	@ Cleveland	W	108-97
Apr 6	vs Cleveland	W	132-130

ALL-TIME SERIES RESULTS

Overall:	104-102
Home:	61-41
Away:	43-59
Neutral	0-2

PLAYOFFS

Overall:	3-2
Home:	3-0
Away:	0-2

ALL-TIME SERIES INFORMATION

76ers Largest Margin of Victory: 54 (11/02/70)
76ers Most Pts. Scored: 148 (1/2/72)
76ers Fewest Pts. Scored: 67 (1/15/94)

Cavaliers Largest Margin of Victory: 43 (1/15/94)
Cavaliers Most Pts. Scored: 131 (3/20/73)
Cavaliers Fewest Pts. Scored: 68 (11/23/01)

Cleveland Cavaliers

76ERS 2017-18 SEASON SERIES STATISTICS VS. CAVALIERS

PLAYER	G-GS	MIN	FG-FGA	PCT	3FG-FGA	PCT	FT-FTA	PCT	OFF	DEF	TOT	AST	PF-DQ	STL	TO	BLK	PTS	AVG	HI
Embiid	2-2	67	18-42	.429	0-3	.000	11-17	.647	11	14	25	6	5-0	0	3	1	47	23.5	30
Redick	4-4	133	26-59	.441	13-31	.419	15-18	.833	1	6	7	8	7-0	3	5	0	80	20.0	28
Simmons	4-4	139	32-55	.582	0-0	---	5-7	.714	7	31	38	33	15-0	10	16	4	69	17.3	27
Ilyasova (TOT)	5-2	127	22-45	.489	8-19	.421	12-12	1.000	7	16	23	9	14-0	7	4	2	64	12.8	22
Ilyasova (PHI)	2-0	47	8-17	.471	1-6	.167	6-6	1.000	4	9	13	7	6-0	1	2	1	23	11.5	17
Belinelli (TOT)	5-0	121	18-47	.383	11-26	.423	13-15	.867	2	8	10	9	5-0	1	7	2	60	12.0	23
Belinelli (PHI)	2-0	53	11-24	.458	7-16	.438	5-6	.833	1	4	5	2	4-0	0	3	1	34	17.0	23
Booker	1-0	20	4-6	.667	0-0	---	4-4	1.000	4	4	8	2	1-0	0	2	1	12	12.0	12
Šarić	4-4	119	18-48	.375	4-20	.200	4-4	1.000	11	20	31	9	7-0	0	7	1	44	11.0	17
Covington	4-4	140	16-40	.400	9-30	.300	1-1	1.000	1	23	24	7	10-0	9	6	4	42	10.5	19
Fultz	1-0	12	5-8	.625	0-0	---	0-0	---	1	2	3	4	1-0	1	2	0	10	10.0	10
Holmes	3-0	40	8-17	.471	1-5	.200	2-2	1.000	1	5	6	3	6-0	1	2	1	19	6.3	13
Luwawu-Cabarrot	2-0	30	4-10	.400	1-6	.167	3-4	.750	2	4	6	3	4-0	0	1	0	12	6.0	12
Johnson	4-2	63	6-14	.429	1-1	1.000	5-7	.714	10	5	15	8	12-0	2	3	2	18	4.5	7
McConnell	3-0	52	6-13	.462	1-4	.250	0-0	---	1	5	6	7	1-0	1	0	0	13	4.3	11
Bayless	2-0	40	1-10	.100	0-6	.000	4-5	.800	0	4	4	4	3-0	2	0	0	6	3.0	4
Korkmaz	1-0	5	0-2	.000	0-2	.000	0-0	---	0	0	0	0	0-0	0	0	0	0	0.0	0
76ERS	4	960	163-365	.447	38-130	.292	65-81	.802	55	136	191	103	82-0	30	55	16	429	107.3	132

CAVALIERS 2017-18 SEASON SERIES STATISTICS VS. 76ERS

PLAYER	G-GS	MIN	FG-FGA	PCT	3FG-FGA	PCT	FT-FTA	PCT	OFF	DEF	TOT	AST	PF-DQ	STL	TO	BLK	PTS	AVG	HI
James	4-4	149	50-99	.505	11-27	.407	23-33	.697	8	39	47	38	3-0	6	20	1	134	33.5	44
Green	4-1	121	22-38	.579	7-13	.538	14-14	1.000	6	19	25	8	9-0	2	7	1	65	16.3	33
Love	2-2	58	9-22	.409	5-13	.385	7-8	.875	2	10	12	6	7-0	1	2	1	30	15.0	17
Wade	2-0	49	11-22	.500	1-3	.333	5-11	.455	1	4	5	9	4-0	0	5	3	28	14.0	15
Clarkson (TOT)	4-0	90	19-46	.413	4-11	.364	10-11	.909	4	9	13	10	4-0	5	3	0	52	13.0	20
Clarkson (CLE)	2-0	44	5-14	.357	0-2	.000	6-7	.857	1	4	5	5	2-0	2	2	0	16	8.0	10
Hood (TOT)	4-3	111	15-48	.313	4-18	.222	13-14	.929	2	13	15	10	12-0	4	4	1	47	11.8	19
Hood (CLE)	2-2	51	6-17	.353	1-5	.200	2-2	1.000	0	7	7	6	6-0	0	1	1	15	7.5	11
Frye	2-0	38	6-10	.600	2-5	.400	4-4	1.000	0	5	5	2	6-0	3	1	0	18	9.0	12
Korver	4-0	97	12-24	.500	11-22	.500	1-1	1.000	0	3	3	5	9-0	4	5	1	36	9.0	13
Nance (TOT)	3-1	55	11-18	.611	0-0	---	4-6	.667	6	9	15	2	5-0	3	0	3	26	8.7	13
Nance (CLE)	2-0	33	6-11	.545	0-0	---	3-4	.750	2	6	8	0	1-0	1	0	3	15	7.5	13
Smith	3-2	81	9-17	.529	7-12	.583	1-1	1.000	0	5	5	4	4-0	1	1	0	26	8.7	11
Crowder	2-2	54	4-13	.308	2-7	.286	4-4	1.000	2	5	7	0	6-0	3	2	1	14	7.0	12
Thompson	2-1	28	4-8	.500	0-0	---	2-5	.400	7	6	13	0	2-0	1	0	0	10	5.0	6
Hill (TOT)	2-2	42	3-14	.214	0-5	.000	3-6	.500	2	4	6	10	3-0	0	2	1	9	4.5	7
Hill (CLE)	1-1	22	3-10	.300	0-4	.000	1-2	.500	2	1	3	3	2-0	0	1	1	7	7.0	7
Osman	4-2	64	6-18	.333	4-13	.308	2-4	.500	3	12	15	4	10-0	2	1	0	18	4.5	7
Calderon	2-2	50	3-6	.500	2-4	.500	0-1	.000	1	2	3	7	6-0	3	2	0	8	4.0	8
Holland	1-0	5	1-2	.500	1-1	1.000	0-0	---	0	0	0	0	0-0	0	0	0	3	3.0	3
Zizic	2-1	9	1-2	.500	0-0	---	0-0	---	0	1	1	1	1-0	0	1	0	2	1.0	2
Perrantes	1-0	0	0-1	.000	0-1	.000	0-0	---	0	0	0	0	0-0	0	0	0	0	0.0	0
Shumpert	1-0	7	0-1	.000	0-0	---	0-0	---	0	0	0	0	0-0	0	0	0	0	0.0	0
CAVALIERS	4	960	158-335	.472	54-132	.409	75-101	.743	35	129	164	98	78-0	29	54	13	445	111.3	130



Cleveland Cavaliers

DATE	PHI	OPP	DATE	PHI	OPP	DATE	PHI	OPP	DATE	PHI	OPP	DATE	PHI	OPP
11/2/70	H	W 141 87	3/30/79	H	W 129 93	12/17/86	H	L 107 110	2/17/96	A	L 82 97	3/30/08	A	L 88 91
12/27/70	A	L 101 114	10/27/79	A	W 112 106	1/28/87	H	W 109 107	11/15/96	H	L 89 105	4/14/08	H	L 90 91
1/16/71	H	W 115 96	12/1/79	H	W 117 105	3/10/87	A	W 100 91	2/11/97	A	L 94 105	12/10/08	H	L 93 101
3/9/71	A	W 124 113	1/3/80	A	W 109 108	3/31/87	A	W 116 105	4/12/97	A	L 118 125	12/12/08	A	L 72 88
10/24/71	A	W 111 93	1/19/80	H	W 111 107	4/1/87	H	W 108 99	11/26/97	H	L 89 95	4/10/09	H	L 92 102
10/27/71	H	W 120 106	2/17/80	H	W 115 100	11/21/87	A	L 88 101	1/24/98	A	L 92 111	4/15/09	A	W 111 110*
11/28/71	A	L 120 124	3/16/80	A	L 109 123	11/24/87	H	W 108 104	2/17/98	H	W 98 97	11/21/09	A	L 91 97
12/29/71	N	L 102 103	12/9/80	A	W 96 83	1/9/88	H	W 126 110	4/11/98	A	L 95 106	12/16/09	H	L 101 108
1/2/72	A	W 148 119	12/17/80	H	W 103 79	2/17/88	H	L 107 115	2/22/99	A	W 106 97	3/12/10	H	L 95 100
2/16/72	H	W 126 116	1/16/81	H	W 137 119	4/23/88	A	L 99 104	4/2/99	H	L 80 85	11/5/10	H	L 116 123
10/25/72	H	L 108 113	2/11/81	H	W 122 100*	11/23/88	H	W 104 91	4/27/99	H	W 80 71	11/16/10	A	L 94 101
10/31/72	A	L 116 126	3/27/81	A	W 138 117	1/31/89	A	L 103 118	11/26/99	H	W 106 83	12/7/10	H	W 117 97
1/12/73	N	L 109 113**	10/30/81	H	W 128 104	2/18/89	A	L 100 118	12/3/99	A	W 102 100*	2/27/11	A	W 95 91
1/26/73	A	L 100 105	11/20/81	A	W 99 94	3/22/89	H	W 100 97	2/18/00	H	W 104 75	2/11/12	A	W 99 84
3/20/73	A	L 105 131	12/11/81	H	W 131 113	4/11/89	A	L 90 92	3/14/00	A	W 98 97*	3/27/12	H	W 103 85
3/21/73	H	L 109 112	3/26/82	A	W 115 111	11/29/89	H	W 114 84	11/15/00	H	W 107 98	4/18/12	A	W 103 87
11/30/73	A	L 110 112	4/2/82	H	W 135 115	1/12/90	H	L 102 113	12/2/00	A	W 112 78	11/18/12	H	W 86 79
12/5/73	H	L 75 89	11/26/82	A	W 120 102	1/23/90	A	W 103 88	1/6/01	A	W 107 103	11/21/12	A	L 83 92
1/9/74	H	W 90 96	12/15/82	H	W 99 93	3/13/90	A	L 102 119	4/6/01	H	W 96 88	3/29/13	A	W 97 87
1/13/74	A	L 94 96	1/18/83	A	W 98 90	11/10/90	A	L 88 104	11/23/01	H	W 79 68	4/14/13	H	W 91 77
3/1/74	H	L 93 101	3/27/83	H	W 94 80	11/23/90	H	W 111 105	12/15/02	A	W 94 91	11/8/13	H	W 94 79
3/17/74	A	L 99 115	4/3/83	A	W 96 84	3/31/91	H	W 110 101	3/6/02	H	W 85 76	11/9/13	A	L 125 127**
11/28/74	A	L 103 110	12/16/83	H	W 115 105	4/21/91	A	L 110 123	11/8/02	H	W 108 84	1/7/14	A	L 93 111
1/18/75	H	L 106 108	1/7/84	A	L 98 106	11/26/91	H	L 91 95	11/29/02	A	W 106 99	2/18/14	H	L 85 114
2/12/75	H	L 102 105	1/18/84	A	W 109 107	11/27/91	A	L 97 107	2/21/03	A	W 119 99	1/5/15	H	W 95 92
3/15/75	A	W 96 88	1/20/84	H	W 109 106	1/11/92	A	L 102 108	2/23/03	H	W 116 103	2/2/15	A	L 84 97
12/9/75	H	W 100 85	2/23/84	A	L 109 116*	2/5/92	H	L 108 110*	11/15/03	A	L 88 91*	3/29/15	A	L 86 87
1/2/76	H	W 112 101	3/23/84	H	W 100 95	12/16/92	H	L 97 115	12/19/03	H	L 81 88	11/2/15	H	L 100 107
1/8/76	A	L 105 115	10/26/84	H	W 111 101	3/16/93	A	L 98 110	1/24/04	A	L 87 95	11/6/15	A	L 102 108
2/6/76	H	L 87 92	1/22/85	A	W 101 100	3/26/93	H	L 84 103	3/26/04	H	W 86 71	12/20/16	A	L 86 108
3/18/76	A	L 104 110	2/15/85	H	L 107 112	4/25/93	A	L 103 107	3/4/05	H	W 98 89	1/10/16	H	L 85 95
11/27/76	A	L 104 111	2/18/85	A	L 113 120	1/15/94	A	L 67 110	3/18/05	A	W 93 81	11/5/16	H	L 101 102
1/7/77	H	W 116 96	3/19/85	A	L 89 116	2/2/94	H	L 97 105	4/8/05	H	W 103 98	11/27/16	H	L 108 112
2/20/77	H	W 112 111	4/3/85	H	L 110 113	3/3/94	A	L 87 95	11/19/05	H	L 120 123	3/31/17	A	L 105 122
3/15/77	A	W 133 102	12/11/85	H	W 125 110	3/25/94	H	L 88 105	2/4/06	A	W 100 95	12/27/17	H	L 91 113
12/17/77	H	W 129 116	1/24/86	A	W 121 114	12/3/94	A	W 83 78	2/22/06	H	W 116 107	11/9/17	A	L 98 105
1/4/78	H	W 108 93	2/6/86	A	W 111 103	12/16/94	H	L 80 84	4/4/06	A	L 91 124	3/1/18	A	W 108 97
1/19/78	A	L 109 117	3/14/86	H	W 109 100	2/7/95	A	L 84 90	11/25/06	A	L 95 108	4/6/18	H	W 132 130
2/21/78	A	W 127 114	3/17/86	A	W 118 112*	3/12/95	H	L 72 92	1/24/07	A	W 118 115**			
12/9/78	A	L 107 115	4/4/86	H	W 122 102	11/17/95	H	L 82 114	1/26/07	H	L 97 105			
1/17/79	H	W 107 94	12/13/86	A	L 120 123	12/8/95	A	L 85 113	4/17/07	H	L 92 98			
2/15/79	A	L 100 113				1/24/96	H	L 88 91	12/15/07	A	W 92 86			

* overtime
**double-overtime

Cleveland Cavaliers

ROSTER

NO.	PLAYER	POS.	HT	WT	PRIOR TO NBA/HOME COUNTRY	YRS. PRO
0	Kevin Love	F-C	6-10	251	UCLA/USA	9
1	Rodney Hood	G	6-8	206	Duke/USA	3
3	George Hill	G	6-3	188	IUPUI/USA	9
5	J.R. Smith	G-F	6-6	225	Lakewood (NJ)/USA	13
8	Jordan Clarkson	G	6-5	194	Missouri/USA	3
9	Okaro White	F	6-8	204	Florida State	1
13	Tristan Thompson	F-C	6-10	238	Texas/Canada	6
16	Cedi Osman	F	6-8	215	Anadolu Efes/Macedonia/Turkey	R
22	Larry Nance Jr.	F	6-9	230	Wyoming/USA	2
21	Kendrick Perkins	C	6-10	217	Clifton J. Ozen (TX)/USA	13
23	LeBron James	F	6-8	250	St. Vincent-St.Mary (OH)/USA	14
26	Kyle Korver	G-F	6-7	212	Creighton/USA	14
32	Jeff Green	F	6-9	235	Georgetown/USA	9
41	Ante Zizic	C	6-11	254	Darussafaka (Turkey)/Croatia	R
81	José Calderón	G	6-3	200	TAU Vitoria/Spain	13

HEAD COACH

TYRONN LUE

ASSOCIATE HEAD COACH

LARRY DREW

ASSISTANT COACHES

JIM BOYLAN

MIKE LONGABARDI

JAMES POSEY

DAMON JONES

HEAD ATHLETIC TRAINER

STEPHEN SPIRO

HEAD STRENGTH AND CONDITIONING COACH

DEREK MILLENDER



Indiana Pacers



GENERAL INFORMATION



Nate McMillan

Franchise Timeline (Established) Indiana Pacers (1976-77)
Address 125 S. Pennsylvania Street; Indianapolis, IN 46204
Owner, Chairman and Chief Executive Officer Herbert Simon
President of Basketball Operations Kevin Pritchard
General Manager Chad Buchanan
Consultants, Basketball Operations Larry Bird, Donnie Walsh
Senior Vice President of Basketball Operations Peter Dinwiddie
Head Coach Nate McMillan
Assistant Coaches Bill Bayno, Dan Burke, Popeye Jones
Director of Player Personnel Ryan Carr
Senior Director of Medical Operations/Head Athletic Trainer Josh Corbeil
Media Information David Benner, Krissy Myers, Wes Kaminski
Home Court Bankers Life Fieldhouse (18,165)

BROADCAST INFORMATION

Radio 1070 The Fan/93.5 FM: Mark Boyle, Bob Leonard
Television FSN Indiana: Quinn Buckner, Chris Denari, Jeremiah Johnson

2017-18 SCHEDULE

Nov 3	vs Indiana	W	121-110
Feb 3	@ Indiana	L	92-100
Mar 13	vs Indiana	L	98-101

ALL-TIME SERIES RESULTS

Overall:	97-78
Home:	53-35
Away:	44-43

PLAYOFFS

Overall:	7-9
Home:	3-5
Away:	4-4

ALL-TIME SERIES INFORMATION

76ers Largest Margin of Victory: 27 (11/13/80)
76ers Most Pts. Scored: 134 (11/7/84)
76ers Fewest Pts. Scored: 69 (2/6/13)

Pacers Largest Margin of Victory: 45 (4/22/94)
Pacers Most Pts. Scored: 136 (4/6/79)
Pacers Fewest Pts. Scored: 75 (11/3/10)

Indiana Pacers

76ERS 2017-18 SEASON SERIES STATISTICS VS. PACERS

PLAYER	G-GS	MIN	FG-FGA	PCT	3FG-FGA	PCT	FT-FTA	PCT	OFF	DEF	TOT	AST	PF-DQ	STL	TO	BLK	PTS	AVG	HI
Embiid	3-3	94	27-56	.482	0-10	.000	17-22	.773	8	23	31	12	9-0	4	20	6	71	23.7	29
Redick	3-3	89	18-37	.486	13-23	.565	4-4	1.000	0	8	8	9	5-0	2	4	0	53	17.7	31
Sarić	3-3	84	15-33	.455	7-17	.412	12-15	.800	3	11	14	6	4-0	0	8	0	49	16.3	18
Covington	3-3	105	16-33	.485	10-23	.435	2-4	.500	2	22	24	7	11-0	3	4	5	44	14.7	22
Simmons	3-3	104	13-36	.361	0-0	---	8-12	.667	8	27	35	27	9-0	3	7	3	34	11.3	14
Belinelli (TOT)	2-0	50	7-20	.350	2-10	.200	3-3	1.000	2	2	4	4	4-0	1	3	1	19	9.5	13
Belinelli (PHI)	1-0	26	2-7	.286	1-5	.200	1-1	1.000	1	1	2	1	3-0	1	2	1	6	6.0	6
Bayless	2-0	51	6-19	.316	3-10	.300	0-0	---	1	4	5	3	5-0	1	3	1	15	7.5	11
Ilyasova (TOT)	2-1	47	6-14	.429	2-6	.333	1-2	.500	3	3	6	2	6-0	2	3	0	15	7.5	10
Ilyasova (PHI)	1-0	20	2-3	.667	1-2	.500	0-0	---	0	1	1	1	3-0	2	2	0	5	5.0	5
Holmes	1-0	10	3-7	.429	0-1	.000	0-0	---	4	1	5	1	1-0	0	0	0	6	6.0	6
Luwawu-Cabarrot	1-0	13	2-5	.400	2-5	.400	0-0	---	0	0	0	1	1-0	0	2	0	6	6.0	6
McConnell	3-0	60	5-9	.556	1-1	1.000	1-2	.500	2	7	9	7	3-0	2	2	0	12	4.0	5
Anderson	1-0	13	1-2	.500	0-1	.000	0-0	---	0	1	1	0	2-0	0	0	0	2	2.0	2
Booker	1-0	16	1-4	.250	0-0	---	0-0	---	1	2	3	1	2-0	0	1	0	2	2.0	2
Johnson	3-0	34	3-3	1.000	0-0	---	0-0	---	4	5	9	3	8-0	0	1	2	6	2.0	4
Jackson (TOT)	1-0	4	0-1	.000	0-0	---	0-0	---	0	0	0	0	0-0	0	0	0	0	0.0	0
76ERS	3	720	114-254	.449	38-98	.388	45-60	.750	34	113	147	79	66-0	18	58	18	311	103.7	121

PACERS 2017-18 SEASON SERIES STATISTICS VS. 76ERS

PLAYER	G-GS	MIN	FG-FGA	PCT	3FG-FGA	PCT	FT-FTA	PCT	OFF	DEF	TOT	AST	PF-DQ	STL	TO	BLK	PTS	AVG	HI
Oladipo	3-3	104	23-58	.397	4-16	.250	11-14	.786	1	16	17	14	7-0	5	6	3	61	20.3	31
T. Young	3-3	103	19-34	.559	1-6	.167	5-7	.714	10	8	18	5	7-0	4	3	3	44	14.7	19
Bogdanovic	3-3	87	14-36	.389	6-17	.353	8-9	.889	1	12	13	6	5-0	4	1	0	42	14.0	21
Turner	3-2	70	13-31	.419	3-10	.300	7-12	.583	4	14	18	2	10-0	2	3	4	36	12.0	25
Stephenson	3-0	60	13-26	.500	2-8	.250	3-4	.750	2	14	16	10	7-0	2	7	2	31	10.3	14
Sabonis	3-1	66	9-18	.500	1-1	1.000	8-11	.727	4	10	14	10	13-1	3	4	1	27	9.0	14
Joseph	3-1	81	10-24	.417	4-10	.400	2-2	1.000	1	12	13	10	2-0	5	5	1	26	8.7	13
Collison	3-2	84	8-24	.333	1-7	.143	6-7	.857	0	7	7	11	5-0	3	1	1	23	7.7	11
Booker (TOT)	1-0	17	2-5	.400	0-2	.000	1-1	1.000	3	3	6	0	1-0	0	1	0	5	5.0	5
Booker (IND)	1-0	17	2-5	.400	0-2	.000	1-1	1.000	3	3	6	0	1-0	0	1	0	5	5.0	5
Jefferson	2-0	20	4-9	.444	0-0	---	1-1	1.000	0	1	1	0	3-0	3	1	1	9	4.5	9
Leaf	1-0	6	1-2	.500	0-0	---	0-0	---	0	1	1	0	0-0	1	1	0	2	2.0	2
Robinson	1-0	12	1-2	.500	0-1	.000	0-0	---	2	0	2	1	0-0	1	0	0	2	2.0	2
J. Young	2-0	11	1-2	.500	0-1	.000	1-1	1.000	0	1	1	1	0-0	1	0	0	3	1.5	3
PACERS	3	720	118-271	.435	22-79	.278	53-69	.768	28	99	127	70	60-1	34	36	16	311	103.7	110





Indiana Pacers

DATE	PHI	OPP	DATE	PHI	OPP	DATE	PHI	OPP	DATE	PHI	OPP	DATE	PHI	OPP
11/17/76	H	L 117 123	11/29/83	A	W 98 96	11/13/90	A	W 108 100	3/26/00	A	W 111 101	1/25/10	H	L 98 109
12/18/76	A	W 97 93	2/1/84	H	W 111 103	11/28/90	H	W 116 106	4/17/00	H	L 90 92	3/9/10	A	L 96 107
2/1/77	A	L 109 110	3/13/84	A	W 121 106	1/23/91	H	L 109 110	1/28/01	A	W 86 81	10/30/10	A	L 86 99
2/11/77	H	W 118 109	4/6/84	H	W 112 106	4/3/91	A	W 107 104	4/1/01	H	W 104 93	11/3/10	H	W 101 75
12/10/77	A	L 108 114*	11/7/84	H	W 134 113	12/26/91	A	W 113 110	4/17/01	A	W 111 105*	1/11/11	H	L 103 111
2/3/78	H	W 116 104	11/21/84	A	W 112 107	1/29/92	H	L 90 115	11/6/01	H	L 77 87	3/8/11	A	W 110 100
2/14/78	A	W 119 116	11/28/84	H	W 122 101	3/11/92	H	W 111 93	2/17/02	A	L 76 86	1/9/12	H	W 96 86
4/7/78	H	L 118 127	2/12/85	A	W 124 116	3/22/92	A	L 100 108	3/8/02	H	W 109 100	3/14/12	A	L 94 111
12/27/78	H	W 122 110	4/6/85	A	L 117 121	11/11/92	A	L 114 120	4/17/02	A	L 80 103	4/17/12	H	L 97 102
1/5/79	A	L 96 123	4/12/85	H	W 111 105	12/21/92	H	W 113 101	12/15/02	A	L 97 107	4/21/12	A	W 109 106*
3/16/79	H	W 114 106	11/6/85	H	W 105 97	1/12/93	A	L 93 112	1/6/03	H	L 104 105	12/14/12	A	L 85 95
4/6/79	A	L 118 136	11/29/85	A	W 110 100	1/27/93	H	L 125 127*	3/12/03	H	W 96 93	2/6/13	H	L 69 88
10/24/79	H	W 132 110	12/17/85	A	W 102 96	11/24/93	A	W 108 97	3/26/03	A	W 91 85	3/16/13	H	W 98 91
11/3/79	A	W 120 114**	3/9/86	H	W 120 102	1/14/94	H	W 104 102*	11/9/03	H	L 74 85	4/17/13	A	W 105 95
11/26/79	H	W 113 112	3/11/86	A	W 101 91	4/13/94	H	L 87 115	11/28/03	A	L 77 90	11/23/13	A	L 98 106
2/5/80	A	W 109 108	4/11/86	H	W 130 122	4/22/94	A	L 88 133	2/28/04	A	L 74 81	3/14/14	H	L 94 101
3/5/80	H	W 120 113	10/31/86	H	W 108 104	12/9/94	H	L 88 94	4/12/04	H	L 93 107	3/17/14	A	L 90 99
3/14/80	A	L 94 104	11/4/86	A	L 121 125**	1/28/95	A	L 103 106*	11/12/04	H	W 106 104*	10/29/14	A	L 91 103
11/13/80	A	W 130 103	12/10/86	H	W 122 112	3/25/95	H	L 75 84	12/22/04	A	W 102 90	1/10/15	H	W 93 92
11/21/80	H	W 97 88	1/13/87	A	W 101 94	4/19/95	A	L 91 103	1/31/05	H	W 89 88	2/20/14	H	L 95 106
12/16/80	A	W 109 107	2/3/87	A	W 99 94	12/5/95	A	L 91 108	4/15/05	A	W 90 86	3/1/15	A	L 74 94
1/21/81	H	W 118 104	4/17/87	H	L 111 115	2/7/96	H	W 102 101	11/5/05	A	W 111 109	11/18/15	H	L 85 112
3/10/81	A	W 103 102	11/6/87	H	W 108 95	2/23/96	A	L 95 102	3/5/06	H	L 93 94	3/21/16	A	L 75 91
3/18/81	H	W 107 95	1/29/88	H	W 94 89	4/3/96	H	L 87 102	3/26/06	A	L 79 92	4/2/16	H	L 102 115
11/4/81	H	W 107 99	2/4/88	A	L 95 109	11/20/96	H	L 92 103	11/7/06	A	L 86 97	11/9/16	A	L 115 122*
11/27/81	A	W 124 112*	3/6/88	A	W 105 100	1/19/97	A	L 107 111	12/20/06	H	L 93 101	11/1/16	H	W 109 105*
1/22/82	A	W 112 105	3/18/88	H	W 129 109	4/4/97	H	L 103 114	3/10/07	A	W 100 96	3/26/17	A	L 94 107
2/10/82	H	W 102 96	4/16/88	A	L 92 126	11/30/97	A	L 89 101	4/10/07	H	W 90 86	4/10/17	H	L 111 120
3/19/82	H	W 112 95	11/26/88	H	W 122 114	1/28/98	H	L 90 93*	12/19/07	A	L 85 102	11/3/18	H	W 121 110
4/13/82	A	W 93 89	12/3/88	A	W 107 100	2/19/98	A	L 77 82	1/21/08	H	L 103 110	2/3/18	A	L 92 100
11/12/82	H	L 108 117	2/14/89	A	W 113 108	2/22/98	H	L 92 97	4/11/08	H	L 76 85	3/13/18	H	L 98 101
11/24/82	A	W 121 106	2/15/89	H	W 113 98	2/18/99	A	L 95 99	11/14/08	A	W 94 92	* overtime **double-overtime		
1/15/83	H	W 114 105	11/25/89	A	W 111 103	3/17/99	H	W 114 110	12/20/08	H	L 94 95			
3/15/83	A	W 132 128	1/8/90	H	W 120 116	4/16/99	H	W 93 83	2/5/09	H	W 99 94			
4/8/83	H	W 126 118*	1/31/90	A	W 112 108	1/22/00	H	W 103 97	2/17/09	A	L 91 100			
10/29/83	A	W 124 112*	4/18/90	H	W 124 113	2/7/00	A	L 84 109	1/23/10	A	W 107 97			

Indiana Pacers

ROSTER

NO.	PLAYER	POS.	HT	WT	PRIOR TO NBA/HOME COUNTRY	YRS. PRO
0	Alex Poythress	F	6-9	235	Kentucky/USA	1
1	Lance Stephenson	G	6-6	230	Cincinnati/USA	7
2	Darren Collison	G	6-2	185	UCLA/USA	8
3	Joe Young	G	6-2	185	Oregon/USA	2
4	Victor Oladipo	G	6-4	210	Indiana/USA	4
6	Cory Joseph	G	6-3	190	Texas/Canada	6
11	Domantas Sabonis	F	6-10	252	Gonzaga/Lithuania	1
13	Ike Anigbogu	C	6-10	262	UCLA/USA	R
20	Trevor Booker	F	6-8	230	Clemson/USA	7
21	Thaddeus Young	F	6-8	230	Georgia Tech/USA	10
22	TJ Leaf	F	6-10	230	UCLA/USA	R
25	Al Jefferson	C	6-10	280	Prentiss H.S./USA	13
33	Myles Turner	F-C	6-11	255	Texas/USA	2
40	Glenn Robinson III	G-F	6-7	215	Michigan/USA	3
44	Bojan Bogdanovic	F	6-8	230	Fenerbahçe Ülker/Croatia	3

HEAD COACH:
NATE MCMILLAN

ASSISTANT COACHES:
BILL BAYNO
DAN BURKE
POPEYE JONES

ASSISTANT COACH/PLAYER DEVELOPMENT:
DAVID MCCLURE

**SENIOR DIRECTOR OF MEDICAL OPERATIONS/
HEAD ATHLETIC TRAINER:**
JOSH CORBEIL

**ASSOCIATE HEAD ATHLETIC TRAINER/
PHYSICAL THERAPIST:**
CARL EATON

**DIRECTOR OF SPORTS PERFORMANCE/
ASSISTANT ATHLETIC TRAINER:**
SHAWN WINDLE

ASSISTANT SPORTS PERFORMANCE COACH:
ANDY MARTIN

EQUIPMENT MANAGER:
JOSH CONDER

**DIRECTOR OF BASKETBALL INFORMATION &
TECHNOLOGY:**
HANSEN WONG

VIDEO COORDINATOR:
TIM DATHER

ASSISTANT VIDEO COORDINATORS:
BEN EBLEN
JARED BARTLING

MASSAGE THERAPIST:
ANDREI MIKHAILAU



Miami Heat



GENERAL INFORMATION



Erik Spoelstra

Franchise Timeline (Established) Miami Heat (1988-89)
Address 601 Biscayne Boulevard; Miami, FL 33132
Managing General Partner Micky Arison
Chief Executive Officer Nick Arison
President Pat Riley
Senior Vice President, Basketball Operations/General Manager Andy Elisburg
Head Coach Erik Spoelstra
Assistant Coaches Dan Craig, Juwan Howard, Chris Quinn, Octavio De La Grana
Head Athletic Trainer Jay Sabol
Sports Media Relations Tim Donovan, Rob Wilson, Michael Lissack, Nick Maiorana
Home Court American Airlines Arena (19,600)

BROADCAST INFORMATION

Radio 790 The Ticket (AM 790/FM 104.3 HD-2): Mike Inglis, John Crotty, Ron Rothstein
Spanish Radio WAQI (710 AM): José Pañeda, Joe Pujala
Cable Television FOX Sports Sun: Eric Reid, Tony Fiorentino, Jason Jackson

2017-18 SCHEDULE

Feb 2	vs Heat	W	103-97
Feb 14	vs Heat	W	104-102
Feb 27	@ Heat	L	101-102
Mar 8	@ Heat	L	99-108

ALL-TIME SERIES RESULTS

Overall:	57-60
Home:	36-22
Away:	21-38

PLAYOFFS

Overall:	1-4
Home:	1-1
Away:	0-3

ALL-TIME SERIES INFORMATION

76ers Largest Margin of Victory: 31 (2/22/89)
76ers Most Pts. Scored: 139 (2/22/89)
76ers Fewest Pts. Scored: 57 (2/21/96)

Heat Largest Margin of Victory: 37 (3/5/94)
Heat Most Pts. Scored: 128 (1/20/92)
Heat Fewest Pts. Scored: 66 (2/21/96)

Miami Heat

76ERS 2017-18 SEASON SERIES STATISTICS VS. HEAT

PLAYER	G-GS	MIN	FG-FGA	PCT	3FG-FGA	PCT	FT-FTA	PCT	OFF	DEF	TOT	AST	PF-DQ	STL	TO	BLK	PTS	AVG	HI
Šarić	4-4	133	24-49	.490	13-29	.448	16-17	.941	11	24	35	13	11-0	4	15	0	77	19.3	21
Embiid	3-3	90	21-51	.412	6-16	.375	9-14	.643	5	21	26	11	15-0	1	12	3	57	19.0	23
Redick	4-4	121	21-59	.356	8-30	.267	10-10	1.000	3	10	13	17	6-0	2	8	0	60	15.0	18
Simmons	4-4	140	25-47	.532	0-0	---	9-15	.600	9	23	32	29	8-0	9	13	4	59	14.8	20
Belinelli (TOT)	5-0	119	22-44	.500	10-21	.476	4-4	1.000	1	3	4	5	10-0	4	9	0	58	11.6	17
Belinelli (PHI)	3-0	84	16-31	.516	8-16	.500	4-4	1.000	0	1	1	3	6-0	1	4	0	44	14.7	17
Anderson	1-0	12	4-4	1.000	2-2	1.000	1-4	.250	0	1	1	1	1-0	1	0	0	11	11.0	11
Ilyasova (TOT)	2-1	52	5-19	.263	2-8	.250	6-6	1.000	2	6	8	4	5-0	0	4	1	18	9.0	13
Ilyasova (PHI)	1-0	20	2-7	.286	1-4	.250	0-0	---	0	5	5	2	2-0	0	3	1	5	5.0	5
Holmes	2-0	45	6-10	.600	0-2	.000	5-7	.714	4	12	16	3	6-0	0	3	4	17	8.5	11
Covington	4-4	123	9-43	.209	5-24	.208	7-9	.778	4	17	21	7	12-0	7	3	1	30	7.5	13
Booker	2-0	30	5-9	.556	0-0	---	1-2	.500	6	7	13	4	5-0	2	2	0	11	5.5	9
Johnson	4-1	65	8-13	.615	0-1	.000	1-2	.500	6	6	12	6	13-0	2	3	0	17	4.3	8
McConnell	4-0	86	8-23	.348	1-3	.333	0-0	---	3	11	14	10	5-0	5	2	0	17	4.3	7
Bayless	1-0	12	1-1	1.000	0-0	---	0-0	---	0	0	0	0	0-0	0	0	0	2	2.0	2
76ERS	4	960	150-347	.432	44-127	.346	63-84	.750	51	138	189	106	90-0	34	70	13	407	101.8	10

HEAT 2017-18 SEASON SERIES STATISTICS VS. 76ERS

PLAYER	G-GS	MIN	FG-FGA	PCT	3FG-FGA	PCT	FT-FTA	PCT	OFF	DEF	TOT	AST	PF-DQ	STL	TO	BLK	PTS	AVG	HI
Wade (TOT)	5-0	120	32-64	.500	4-10	.400	11-20	.550	2	13	15	14	11-0	4	14	5	79	15.8	27
Wade (MIA)	3-0	71	21-42	.500	3-7	.429	6-9	.667	1	9	10	5	7-0	4	9	2	51	17.0	27
Whiteside	4-4	109	24-40	.600	0-0	---	13-23	.565	8	30	38	6	7-0	4	7	11	61	15.3	26
Dragic	4-4	122	21-56	.375	6-16	.375	8-10	.800	3	13	16	17	10-0	4	4	0	56	14.0	21
Olynyk	3-0	74	12-22	.545	4-14	.286	10-15	.667	6	10	16	6	6-0	1	8	3	38	12.7	19
T. Johnson	4-4	110	18-36	.500	9-18	.500	4-4	1.000	1	8	9	12	6-0	4	3	0	49	12.3	16
Babbitt (TOT)	2-0	34	9-15	.600	4-7	.571	0-0	---	0	5	5	0	3-0	0	3	0	22	11.0	16
Babbitt (MIA)	1-0	9	2-3	.667	2-3	.667	0-0	---	0	0	0	0	2-0	0	1	0	6	6.0	6
Richardson	4-4	112	15-39	.385	7-15	.467	0-0	---	3	10	13	11	13-0	7	5	3	37	9.3	13
Ellington	4-0	95	11-33	.333	8-25	.320	5-5	1.000	0	6	6	3	3-0	2	2	0	35	8.8	16
J. Johnson	4-2	81	11-23	.478	3-8	.375	6-7	.857	2	8	10	14	8-0	4	6	3	31	7.8	22
Adebayo	4-0	69	6-19	.316	0-1	.000	9-16	.563	7	16	23	7	6-0	0	1	2	21	5.3	15
Winslow	4-2	98	5-20	.250	3-8	.375	8-12	.667	5	18	23	7	8-0	4	4	3	21	5.3	9
McGruder	1-0	9	1-2	.500	1-2	.500	0-0	---	0	0	0	0	0-0	0	0	0	3	3.0	3
HEAT	4	960	147-335	.439	46-117	.393	69-101	.683	36	128	164	88	76-0	34	55	27	409	102.3	108





Miami Heat

DATE	PHI	OPP	DATE	PHI	OPP	DATE	PHI	OPP	DATE	PHI	OPP
2/22/89	A	W 139 108	3/5/94	A	L 83 120	11/4/00	A	W 84 82	1/19/07	H	W 98 95*
3/31/89	H	W 114 93	11/16/94	H	W 109 96	11/17/00	H	W 94 73	3/24/07	A	W 93 85
11/8/89	H	W 115 91	12/7/94	A	W 111 102	2/28/01	H	W 79 69	12/26/07	H	W 96 85
11/22/89	A	W 113 103	12/13/94	H	W 105 90	4/10/01	A	L 81 83	2/7/08	H	W 101 84
12/6/89	H	W 121 98	4/4/95	A	L 92 95	11/13/01	A	W 82 76	2/23/08	A	W 101 96
1/19/90	A	W 102 95	4/21/95	H	W 113 106	2/27/02	H	W 82 72	11/5/08	A	L 83 106
3/21/90	H	W 118 97	2/1/96	A	L 104 124	3/19/02	A	W 91 79	2/7/09	H	W 94 84
12/14/90	H	W 95 92	2/21/96	H	L 57 66	3/20/02	H	L 77 82	2/21/09	A	L 91 97
12/21/90	A	W 126 102	2/25/96	A	L 101 108	11/27/02	H	W 83 74	3/15/09	H	W 85 77
2/22/91	A	W 103 96	4/17/96	H	W 90 86	1/25/03	A	W 97 91	2/16/10	H	L 78 105
3/15/91	H	W 105 103*	11/16/96	A	W 91 89	1/31/03	H	W 104 99	3/14/10	A	L 91 104
4/19/91	A	L 100 114	12/11/96	H	L 79 84	3/18/03	A	W 103 83	4/7/10	A	L 95 99
11/20/91	H	W 114 107	2/15/97	A	L 99 125	10/28/03	H	W 89 74	4/12/10	H	L 105 107
11/29/91	A	L 92 95	2/18/97	H	L 83 111	12/5/03	A	W 93 90	10/27/10	H	L 87 97
12/20/91	H	W 127 99	12/3/97	A	L 90 94	12/17/03	H	W 87 76	11/26/10	A	L 90 99
2/11/92	A	W 114 102	12/19/97	H	L 84 91	3/20/04	A	L 69 101	3/25/11	A	L 99 111
4/1/92	H	W 108 91	1/21/98	A	L 87 92	11/21/04	A	L 83 93	1/21/12	A	L 92 113
11/20/92	H	W 129 128***	2/4/98	H	L 84 98	1/24/05	H	W 106 98	2/3/12	H	L 79 99
1/20/93	A	W 115 112*	3/5/99	H	L 78 89	3/7/05	A	L 100 108	3/16/12	H	L 78 84
4/10/93	A	L 114 119	3/8/99	A	L 89 91	4/14/05	H	W 126 119*	4/3/12	A	L 93 99
4/21/93	H	W 107 97	4/1/99	A	W 88 84	11/18/05	A	L 96 106	2/23/13	H	L 90 114
12/18/93	A	L 90 113	11/17/99	H	L 93 98	12/16/05	H	L 105 112	3/8/13	A	L 93 102
12/22/93	H	L 90 98	12/1/99	A	L 83 90	4/14/06	A	L 85 104	3/13/13	H	L 94 98
2/5/94	A	W 96 94	3/16/00	A	L 77 92	11/5/06	H	W 107 98	4/6/13	A	L 87 106
2/25/94	H	L 84 115	4/10/00	H	W 96 80	11/27/06	A	L 91 103	10/30/13	H	W 114 110

* overtime
**double-overtime
***triple-overtime

Miami Heat

ROSTER

NO.	PLAYER	POS.	HT	WT	PRIOR TO NBA/HOME COUNTRY	YRS. PRO
0	Josh Richardson	G	6-6	200	Tennessee/USA	2
2	Wayne Ellington	G	6-5	200	North Carolina/USA	8
3	Dwyane Wade	G	6-4	220	Marquette/USA	14
7	Goran Dragić	G	6-3	190	Union Olimpija/Slovenia	9
8	Tyler Johnson	G	6-4	190	Fresno State/USA	3
9	Kelly Olynyk	F	7-0	245	Gonzaga/Canada	4
11	Dion Waiters	G	6-4	215	Syracuse/USA	5
13	Bam Adebayo	F-C	6-10	255	Kentucky/USA	R
16	James Johnson	F	6-8	240	Wake Forest/USA	8
17	Rodney McGruder	G-F	6-5	200	Kansas State/USA	1
20	Justise Winslow	F	6-7	225	Duke/USA	2
21	Hassan Whiteside	C	7-0	265	Marshall/USA	5
22	Luke Babbitt	F	6-9	225	Nevada/USA	7
25	Jordan Mickey	F	6-8	235	Louisiana State/USA	2
40	Udonis Haslem	F	6-8	235	Florida/USA	14

HEAD COACH

ERIK SPOELSTRA

ASSISTANT COACHES

DAN CRAIG

JUWAN HOWARD

ASSISTANT COACH/DIR. OF PLAYER DEVELOPMENT

CHRIS QUINN

ASSISTANT COACH/PLAYER DEVELOPMENT

OCTAVIO DE LA GRANA

ATHLETIC TRAINER

JAY SABOL



Milwaukee Bucks



GENERAL INFORMATION



Joe Prunty

Franchise Timeline (Established)Milwaukee Bucks (1968-69)
Address..... 1001 N. Fourth Street; Milwaukee, WI 53203
Owners..... Wes Edens, Marc Lasry, Jamie Dinan and Michael Fascitelli
General Manager..... Jon Horst
Head Coach..... Joe Prunty
Assistant CoachesGreg Foster, Sean Sweeney, Stacey Augmon, Josh Broghamer, Vin Baker
Director of Performance..... Troy Flanagan
Head Athletic Trainer..... Scott Faust
Communications..... Barry Baum, Dan Smyczek, Eric Kohlbeck
Home Court..... BMO Harris Bradley Center (18,717)

BROADCAST INFORMATION

Radio..... WTMJ (620 AM/103.3 FM): Ted Davis, Dennis Krause (home games)
Television..... FOX Sports Wisconsin: Jim Paschke, Gus Johnson, Marques Johnson, Jon McGlocklin

2017-18 SCHEDULE

Jan 20	vs Bucks	W	116-94
Jan 29	@ Bucks	L	95-107
Mar 4	@ Bucks	L	110-118
Apr 11	vs Bucks	W	130-95

ALL-TIME SERIES RESULTS

Overall:.....	99-107
Home:.....	53-48
Away:.....	44-57
Away:.....	2-2

PLAYOFFS

Overall:.....	29-20
Home:.....	17-7
Away:.....	12-13

ALL-TIME SERIES INFORMATION

76ers Largest Margin of Victory:..... 44 (11/16/68)
76ers Most Pts. Scored:.....143 (3/3/69)
76ers Fewest Pts. Scored:.....74 (3/12/11)

Bucks Largest Margin of Victory:.....33 (4/15/87)
Bucks Most Pts. Scored:.....142 (1/29/71)
Bucks Fewest Pts. Scored:..... 69 (1/30/08)

Milwaukee Bucks

76ERS 2017-18 SEASON SERIES STATISTICS VS. BUCKS

PLAYER	G	GS	MIN	FG	FGA	PCT	FG3	FG3A	3PCT	FT	FTA	PCT	OR	DR	REB	AST	PF	DQ	STL	TO	BLK	PTS	AVG
Embiid	2	2	64	17	31	.548	2	8	.250	12	16	.750	0	17	17	3	7	0	2	12	4	48	24.0
Šarić	4	4	125	30	58	.517	8	25	.320	13	15	.867	7	19	26	10	4	0	1	8	1	81	20.3
Redick	1	1	32	5	8	.625	4	6	.667	3	3	1.000	0	1	1	2	3	0	1	5	1	17	17.0
Holmes	2	0	50	14	19	.737	0	2	.000	4	6	.667	7	6	13	1	5	0	1	1	3	32	16.0
Fultz	1	0	25	6	13	.462	0	0	---	1	2	.500	2	8	10	10	0	0	2	2	1	13	13.0
Anderson	3	0	71	14	30	.467	5	15	.333	4	4	1.000	7	5	12	2	3	0	2	2	2	37	12.3
Simmons	4	4	117	22	38	.579	0	0	---	4	5	.800	4	21	25	36	11	0	2	16	4	48	12.0
Belinelli (TOT)	3	1	70	10	24	.417	7	17	.412	5	5	1.000	1	6	7	10	3	0	4	4	0	32	10.7
Belinelli (PHI)	2	1	44	7	19	.368	4	12	.333	5	5	1.000	0	4	4	6	2	0	2	2	0	23	11.5
Covington	4	4	107	13	32	.406	8	25	.320	6	6	1.000	2	14	16	8	11	0	10	7	5	40	10.0
McConnell	4	0	102	16	32	.500	2	2	1.000	1	1	1.000	3	11	14	20	7	0	7	8	0	35	8.8
Ilyasova (TOT)	3	1	64	8	26	.308	3	11	.273	6	9	.667	3	10	13	3	8	0	3	3	0	25	8.3
Ilyasova (PHI)	2	0	36	3	11	.273	2	4	.500	2	3	.667	0	6	6	1	7	0	1	3	0	10	5.0
Luwavu-Cabarrot	3	2	55	8	18	.444	4	10	.400	5	5	1.000	0	4	4	5	6	0	0	1	0	25	8.3
Johnson	4	2	64	9	15	.600	0	0	---	3	3	1.000	11	13	24	6	4	0	1	1	0	31	5.3
Booker	2	0	29	4	7	.571	0	0	---	2	3	.667	1	3	4	1	2	0	1	0	0	10	5.0
Young	2	0	28	3	6	.500	2	4	.500	1	2	.500	0	1	1	2	1	0	0	0	0	9	4.5
Drew	1	0	3	1	3	.333	0	1	.000	0	0	---	0	0	0	1	0	0	0	0	0	2	2.0
Korkmaz	1	0	8	0	2	.000	0	1	.000	0	0	---	0	0	0	1	3	0	0	0	0	0	0.0
76ERS	4	-	960	172	342	.503	41	115	.357	66	79	.835	44	133	177	115	76	0	33	70	24	451	112.8

BUCKS 2017-18 SEASON SERIES STATISTICS VS. 76ERS

PLAYER	G	GS	MIN	FG	FGA	PCT	FG3	FG3A	3PCT	FT	FTA	PCT	OR	DR	REB	AST	PF	DQ	STL	TO	BLK	PTS	AVG
Antetokounmpo	3	3	99	29	59	.492	2	7	.286	16	20	.800	7	30	37	16	9	0	2	13	2	76	25.3
Parker	2	0	45	14	26	.538	4	7	.571	6	10	.600	4	8	12	2	3	0	3	5	0	38	19.0
Middleton	4	4	130	23	61	.377	3	14	.214	7	8	.875	4	19	23	23	12	0	6	6	1	56	14.0
Bledsoe (TOT)	4	4	92	16	39	.410	3	10	.300	9	13	.692	3	3	6	14	8	0	8	10	2	44	11.0
Bledsoe (MIL)	4	4	92	16	39	.410	3	10	.300	9	13	.692	3	3	6	14	8	0	8	10	2	44	11.0
Snell	4	3	117	16	30	.533	9	19	.474	2	2	1.000	2	8	10	6	5	0	3	1	3	43	10.8
Henson	4	4	92	14	23	.609	0	0	---	7	9	.778	6	10	16	4	13	0	5	2	3	35	8.8
Brogdon	2	1	40	6	14	.429	3	8	.375	2	2	1.000	1	5	6	6	1	0	0	3	1	17	8.5
Zeller (TOT)	3	0	53	9	13	.692	1	1	1.000	3	3	1.000	6	9	15	1	7	0	1	0	2	22	7.3
Zeller (MIL)	2	0	45	8	11	.727	0	0	---	3	3	1.000	6	8	14	1	5	0	1	0	2	19	9.5
Brown	4	1	100	11	28	.393	7	16	.438	0	1	.000	4	7	11	1	5	0	3	4	2	29	7.3
Jennings	1	0	19	3	12	.250	0	4	.000	1	1	1.000	1	1	2	5	1	0	0	3	0	7	7.0
Dellavedova	3	0	53	4	13	.308	3	8	.375	6	6	1.000	1	5	6	9	6	0	3	3	0	17	5.7
Terry	4	0	55	6	13	.462	4	10	.400	0	0	---	0	2	2	6	2	0	3	3	1	16	4.0
Plumlee	2	0	10	1	11	.000	0	0	---	4	4	1.000	1	5	6	0	2	0	0	2	0	6	3.0
Maker	4	0	51	4	13	.308	0	4	.000	3	3	1.000	1	5	6	2	7	0	0	3	3	11	2.8
Kilpatrick	2	0	6	0	2	.000	0	1	.000	0	0	---	0	0	0	0	1	0	0	0	0	0	0.0
Munford	1	0	2	0	2	.000	0	0	---	0	0	---	1	0	1	0	0	0	0	0	0	0	0.0
Vaughn	2	0	2	0	0	---	0	0	---	0	0	---	0	0	0	0	0	0	1	0	0	0	0.0
Wilson	1	0	2	0	0	---	0	0	---	0	0	---	0	0	0	0	0	0	0	0	0	0	0.0
BUCKS	4	-	960	155	347	.447	38	108	.352	66	82	.805	42	116	158	95	80	0	37	62	20	414	103.5



Milwaukee Bucks

DATE	PHI	OPP	DATE	PHI	OPP	DATE	PHI	OPP	DATE	PHI	OPP	DATE	PHI	OPP
11/16/68	H	W 136	92	11/19/77	H	W 111	100	3/28/86	H	L 94	116	2/13/96	A	W 104 101
12/6/68	A	W 121	112	12/13/77	A	L 117	129	11/5/86	H	W 107	101	11/1/96	H	L 103 111
12/8/68	N	W 122	117	3/24/78	H	W 131	122	12/3/86	H	W 115	110*	1/20/97	H	L 104 114
12/31/68	A	W 128	107	11/3/78	H	W 118	103	12/16/86	A	L 91	103	2/1/97	A	W 109 100
2/28/69	N	W 123	102	11/25/78	A	L 126	127	3/21/87	A	W 105	102	4/11/97	A	L 118 126
3/3/69	A	W 143	132	2/18/79	H	W 110	107*	4/15/87	A	L 95	128	10/31/97	H	L 88 103
10/31/69	H	L 125	129*	3/9/79	A	L 113	119	1/12/88	A	L 103	106	11/6/97	A	L 93 100
11/29/69	A	W 129	111	11/6/79	A	W 118	117*	2/1/88	H	W 119	113*	3/4/98	H	W 87 80
12/2/69	H	L 114	122	12/12/79	H	W 112	91	2/21/88	A	L 115	120*	3/14/98	A	W 93 89
1/26/70	A	W 122	103	10/10/80	H	L 103	106	3/30/88	H	W 134	109	2/16/99	H	L 92 93
2/10/70	H	L 131	139	11/9/80	A	W 136	121	4/11/88	A	W 115	102	2/28/99	A	W 87 76
3/3/70	A	L 116	127	1/15/81	A	L 110	113	4/19/88	H	W 115	102	4/6/99	H	W 95 87
3/20/70	H	L 112	138	3/8/81	H	W 123	100	11/9/88	A	L 103	114	11/27/99	A	W 82 79
12/4/70	A	L 122	128*	3/13/81	A	L 104	120	12/13/88	H	L 91	109	1/3/00	H	W 124 120*
12/30/70	H	W 119	107	11/18/81	H	W 102	100	4/8/89	A	L 103	113	2/25/00	A	W 97 83
1/29/71	H	L 118	142	12/13/81	A	L 108	127	4/18/89	H	W 124	102	2/13/01	A	W 107 104
2/17/71	N	L 114	119	1/13/82	H	L 107	111	11/4/89	H	L 96	102	2/26/01	H	L 91 98
3/1/71	A	L 103	127	3/16/82	A	L 91	106	11/1/89	A	W 104	96	3/17/01	A	L 78 87
10/23/71	H	L 88	110	3/30/82	A	L 114	116*	2/2/90	H	W 119	109	3/26/01	H	W 90 78
11/14/71	N	L 114	125	4/18/82	H	W 110	86	2/4/90	A	W 105	102	12/14/01	H	L 80 96
1/28/72	H	L 118	127	11/19/82	H	W 121	109	11/8/90	A	L 111	141	2/2/02	A	W 86 81
2/18/72	A	W 132	126	1/12/83	H	W 122	121	12/4/90	H	W 109	108*	4/7/02	H	W 89 87
3/3/72	H	L 81	94	1/23/83	A	L 96	107	1/11/91	A	W 120	105	4/9/02	A	W 92 90
10/28/72	H	L 92	96	3/19/83	A	W 105	97	4/2/91	H	L 104	121	10/30/02	H	W 95 93
11/5/72	A	L 113	131	3/23/83	H	W 104	101*	11/11/91	H	W 102	99	11/9/02	A	L 105 110*
1/16/73	A	L 92	108	4/5/83	A	W 116	108	12/21/91	A	L 97	110	1/17/03	H	L 95 99
2/14/73	H	W 106	104	11/4/83	H	L 94	104	3/14/92	A	L 105	110	1/28/03	A	W 108 81
10/26/73	H	L 92	98	12/11/83	A	W 97	87	4/12/92	H	L 90	94	11/25/03	A	L 91 95
11/25/73	A	L 96	105	12/14/83	H	W 115	93	11/27/92	H	L 111	115	1/5/04	H	L 76 88
12/8/73	H	L 92	105	1/5/84	A	W 103	102*	1/23/93	A	W 113	104	12/18/04	A	W 116 97
12/27/73	A	L 107	129	3/14/84	H	W 92	91	2/26/93	H	W 114	111	12/12/04	H	W 107 101
12/1/74	A	L 112	117	4/5/84	A	L 103	113	3/20/93	A	L 86	112	3/8/04	H	W 97 92
12/13/74	H	W 93	89*	12/5/84	H	W 112	111	12/11/93	A	W 99	86	3/1/05	A	W 118 111
1/12/75	A	L 88	99	12/14/84	A	W 115	111	1/29/94	H	W 94	89	4/18/05	H	W 122 106
1/31/75	H	L 97	101	12/21/84	H	L 101	104	3/20/94	A	L 101	103	11/1/05	H	L 108 117*
11/11/75	A	L 81	108	1/5/85	A	W 110	106	4/6/94	H	W 115	114	11/23/05	A	L 97 108
11/12/75	H	L 84	107	2/26/85	A	L 97	116	11/4/94	H	L 86	91	12/7/05	H	L 85 88
1/7/76	H	W 112	102	3/22/85	H	L 112	131	12/14/94	A	L 96	99	2/24/06	A	W 116 111
1/20/76	A	W 111	108	10/29/85	A	L 117	119	1/25/95	H	L 97	98	11/22/06	A	L 94 98
12/12/76	A	W 107	102	11/10/85	H	W 105	97	2/4/95	A	W 102	96	1/12/07	H	W 110 97
1/8/77	A	L 106	111	2/17/86	H	L 106	111	12/22/95	H	L 94	99	2/24/07	A	L 90 109
2/9/77	H	W 107	104	3/7/86	A	L 95	125	1/17/96	H	L 100	111	11/27/07	A	W 114 98

* overtime

Milwaukee Bucks

ROSTER

NO.	PLAYER	POS.	HT	WT	PRIOR TO NBA/HOME COUNTRY	YRS. PRO
3	Jason Terry	G	6-2	182	Arizona/USA	18
5	D.J. Wilson	F	6-10	234	Michigan/USA	R
6	Eric Bledsoe	G	6-1	205	Kentucky/USA	7
7	Thon Maker	C	7-1	225	Athlete Institute/Australia	1
8	Matthew Dellavedova	G	6-4	200	Saint Mary's/Australia	4
11	Brandon Jennings	G	6-1	170	Oak Hill Academy (VA)/USA	8
12	Jabari Parker	F	6-8	246	Duke/USA	3
13	Malcolm Brogdon	G	6-5	225	Virginia/USA	1
15	Shabazz Muhammad	G-F	6-6	223	UCLA/USA	4
21	Tony Snell	G	6-7	204	New Mexico/USA	4
22	Khris Middleton	F	6-8	224	Texas A&M/USA	5
23	Sterling Brown	G	6-6	232	SMU/USA	R
31	John Henson	F	6-11	220	North Carolina/USA	5
34	Giannis Antetokounmpo	F	6-11	235	Filathlitikos/Greece	4
44	Tyler Zeller	C	7-0	250	North Carolina/USA	5

HEAD COACH:

JOE PRUNTY

ASSISTANT COACHES:

GREG FOSTER

SEAN SWEENEY

STACEY AUGMON

JOSH BROGHAMER

VIN BAKER

HEAD ATHLETIC TRAINER:

SCOTT FAUST

HEAD STRENGTH & CONDITIONING COACH:

SUKI HOBSON



Toronto Raptors



GENERAL INFORMATION



Dwane Casey

Franchise Timeline (Established) Toronto Raptors (founded 1995-96)
Address 30 British Columbia Road, Toronto, Ontario M6K 3C3
Chairman of the Board & NBA Governor Larry M. Tanenbaum, O.C.
President Masai Ujiri
General Manager Bobby Webster
Head Coach Dwane Casey
Assistant Coaches Rex Kalamian, Nick Nurse, Jama Mahlalela, Patrick Mutumbo, Jim Sann
Assistant Coach/Director of Sports Science Alex McKechnie
Head Athletic Trainer Scott McCullough
Media Relations Jennifer Quinn, Roven Yau, Phil Summers
Home Court Air Canada Centre (19,800)

BROADCAST INFORMATION

Radio Sportsnet 590 The FAN (590 AM), TSN 1050 Toronto (1050 AM):
..... Paul Jones, Eric Smith, Jack Armstrong, Sherman Hamilton
Television TSN, TSN 2, Sportsnet, Sportsnet ONE: Matt Devlin, Leo Rautins, Jack Armstrong

2017-18 SCHEDULE

Oct 21	@ Raptors	L	94-128
Dec 21	vs Raptors	L	109-114
Dec 23	@ Raptors	L	86-102
Jan 15	vs Raptors	W	117-111

ALL-TIME SERIES RESULTS

Overall:	37-51
Home:	21-24
Away:	16-27

PLAYOFFS

Overall:	4-3
Home:	3-1
Away:	1-2

ALL-TIME SERIES INFORMATION

76ers Largest Margin of Victory: 35 (1/7/12)
76ers Most Pts. Scored: 123 (4/3/10)
76ers Fewest Pts. Scored: 70 (3/31/02)

Raptors Largest Margin of Victory: 34 (10/21/17)
Raptors Most Pts. Scored: 128 (3x last 10/21/17)
Raptors Fewest Pts. Scored: 62 (1/7/12)

Toronto Raptors

76ERS 2017-18 SEASON SERIES STATISTICS VS. RAPTORS

PLAYER	G-GS	MIN	FG-FGA	PCT	3FG-FGA	PCT	FT-FTA	PCT	OFF	DEF	TOT	AST	PF-DQ	STL	TO	BLK	PTS	AVG	HI
Embiid	2-2	58	16-34	.471	2-9	.222	14-18	.778	5	14	19	5	6-0	0	12	4	48	24.0	34
Simmons	4-4	127	26-53	.491	0-2	.000	8-19	.421	5	17	22	22	10-0	3	19	3	60	15.0	20
Sarić	4-3	126	18-39	.462	7-16	.438	12-15	.800	6	24	30	16	12-0	3	10	2	55	13.8	18
Anderson	1-0	17	4-12	.333	2-7	.286	2-4	.500	1	0	1	0	3-0	0	1	1	12	12.0	12
Redick	2-2	54	7-18	.389	2-8	.250	5-5	1.000	0	7	7	6	2-0	3	3	0	21	10.5	15
Covington	4-4	125	13-38	.342	8-22	.364	7-7	1.000	4	17	21	4	14-0	11	8	1	41	10.3	19
Okafor	1-0	22	4-7	.571	0-0	---	2-4	.500	4	5	9	0	4-0	0	2	2	10	10.0	10
Johnson	4-2	66	14-19	.737	0-1	.000	9-10	.900	4	14	18	5	11-0	3	2	3	37	9.3	12
Bayless	4-3	102	13-29	.448	4-16	.250	5-5	1.000	1	6	7	1	10-0	5	7	0	35	8.8	16
McConnell	4-0	92	15-31	.484	2-9	.222	1-2	.500	0	10	10	17	7-0	5	7	4	33	8.3	18
Holmes	2-0	31	7-13	.538	0-0	---	1-2	.500	3	7	10	3	6-1	1	2	1	15	7.5	15
Fultz	1-0	24	1-5	.200	0-0	---	4-8	.500	0	1	1	2	2-0	0	1	0	6	6.0	6
Luwawu-Cabarrot	4-0	56	7-22	.318	3-14	.214	1-4	.250	1	6	7	3	9-0	1	5	0	18	4.5	9
Booker (TOT)	3-0	44	4-6	.667	0-0	---	5-5	1.000	4	4	8	2	8-1	1	5	4	13	4.3	7
Booker (PHI)	3-0	44	4-6	.667	0-0	---	5-5	1.000	4	4	8	2	8-1	1	5	4	13	4.3	7
Pullen	1-0	4	1-1	1.000	0-0	---	0-0	---	0	0	0	0	0-0	0	1	0	2	2.0	2
Jackson (TOT)	1-0	2	0-0	---	0-0	---	0-0	---	0	0	0	0	0-0	0	0	0	0	0.0	0
McAdoo	1-0	4	0-1	.000	0-1	.000	0-0	---	0	0	0	0	0-0	0	1	0	0	0.0	0
Stauskas	1-0	8	0-1	.000	0-0	---	0-0	---	0	0	0	0	0-0	1	1	0	0	0.0	0
76ERS	4	960	150-329	.456	30-105	.286	76-108	.704	38	132	170	86	104-2	37	89	26	406	101.5	117

RAPTORS 2017-18 SEASON SERIES STATISTICS VS. 76ERS

PLAYER	G-GS	MIN	FG-FGA	PCT	3FG-FGA	PCT	FT-FTA	PCT	OFF	DEF	TOT	AST	PF-DQ	STL	TO	BLK	PTS	AVG	HI
DeRozan	4-4	136	38-71	.535	10-21	.476	42-48	.875	4	10	14	13	10-0	5	9	1	128	32.0	45
Lowry	4-4	131	18-50	.360	9-29	.310	20-21	.952	5	19	24	18	11-0	9	16	0	65	16.3	23
Ibaka	4-4	101	22-48	.458	6-16	.375	10-10	1.000	4	20	24	4	10-0	2	5	4	60	15.0	21
Wright	4-0	104	20-43	.465	9-18	.500	11-12	.917	5	9	14	7	7-0	5	5	3	60	15.0	20
Poeltl	4-0	88	14-21	.667	0-0	---	7-11	.636	11	13	24	3	13-0	5	4	9	35	8.8	14
Miles	2-0	38	5-17	.294	3-15	.200	2-2	1.000	1	4	5	2	6-0	0	4	0	15	7.5	10
Valanciunas	4-4	68	11-22	.500	0-0	---	5-7	.714	4	16	20	3	8-0	0	4	0	27	6.8	12
Siakam	4-0	79	9-25	.360	1-10	.100	4-5	.800	6	17	23	10	10-0	5	5	2	23	5.8	11
Nogueira	2-0	21	5-7	.714	0-1	.000	0-0	---	3	6	9	2	2-0	2	1	2	10	5.0	10
VanVleet	4-0	66	2-22	.091	1-10	.100	8-8	1.000	0	7	7	8	8-0	2	4	1	13	3.3	8
Powell	4-1	43	3-12	.250	2-6	.333	2-2	1.000	1	4	5	3	9-0	1	4	1	10	2.5	8
Anunoby	4-3	76	3-14	.214	2-10	.200	1-2	.500	2	11	13	5	4-0	5	5	0	9	2.3	6
Caboclo	1-0	6	0-2	.000	0-2	.000	0-0	---	0	1	1	1	1-0	1	0	0	0	0.0	0
Miller	1-0	3	0-0	---	0-0	---	0-0	---	0	0	0	0	0-0	0	0	0	0	0.0	0
RAPTORS	4	960	150-354	.424	43-138	.312	112-128	.875	46	137	183	79	99-0	42	68	23	455	113.8	128





Toronto Raptors

DATE	PHI	OPP	DATE	PHI	OPP	DATE	PHI	OPP	DATE	PHI	OPP
12/1/95	A	L 102 105	1/21/01	H	L 106 110*	11/16/05	A	W 121 115	11/17/10	H	L 86 94
3/12/96	H	W 118 110	1/30/01	A	L 89 96	12/18/05	A	W 107 80	11/24/10	A	L 90 106
3/27/96	H	W 103 94	4/3/01	A	L 85 100	3/14/06	H	L 97 111	1/26/11	A	W 107 94
4/21/96	A	W 109 105*	11/25/01	A	L 88 107	11/8/06	A	L 104 106	4/8/11	H	W 98 93
11/13/96	A	L 98 110	2/4/02	H	L 93 100	1/15/07	H	L 86 104	1/7/12	H	W 97 62
1/29/97	H	W 101 99	3/3/02	A	W 96 84	4/6/07	H	L 85 94	4/4/12	H	L 78 99
3/18/97	A	L 105 117	3/31/02	H	L 70 72	4/18/07	A	W 122 119	4/11/12	A	W 93 75
4/2/97	H	L 90 112	11/22/02	H	W 90 80	10/31/07	A	L 97 106	11/10/12	A	W 93 83
12/10/97	H	L 97 104	11/24/02	A	W 94 84	11/9/07	H	L 103 105	11/20/12	H	W 106 98
1/26/98	A	L 87 91	3/23/03	A	W 112 95	1/9/08	A	L 96 109	1/9/13	A	L 72 90
4/5/98	H	W 116 104	11/19/03	A	W 81 75	1/19/08	H	W 99 95	1/18/13	H	W 108 101*
4/19/98	A	W 107 78	12/2/03	H	L 88 95	10/29/08	H	L 84 95	11/20/13	H	L 98 108
4/4/99	A	L 82 97	1/28/04	A	L 84 94	11/12/08	A	W 106 96	12/13/13	A	L 100 108
4/14/99	H	W 96 78	2/3/04	H	L 80 93	3/11/09	H	W 115 106	1/24/14	H	L 95 104
5/1/99	H	W 103 96	3/25/05	H	W 106 96	4/12/09	A	L 104 111	4/9/14	A	L 114 125
11/14/99	A	W 93 90	2/1/05	A	W 106 91	1/8/10	H	L 106 108	11/9/14	A	L 88 120
12/15/99	H	W 93 91	3/13/05	A	L 110 128	2/10/10	A	L 93 104	1/14/15	A	L 84 100
3/22/00	H	W 106 93	3/25/05	H	W 103 101	3/7/10	A	W 114 101	1/23/15	H	L 86 91
11/1/00	H	W 104 98	11/15/05	H	W 104 92	4/3/10	H	L 123 128*	3/2/15	H	L 103 114

* overtime
**double-overtime

Toronto Raptors

ROSTER

NO.	PLAYER	POS.	HT	WT	PRIOR TO NBA/HOME COUNTRY	YRS. PRO
0	C.J. Miles	G-F	6-6	230	Skyline H.S. (Dallas)/USA	12
3	OG Anunoby	F	6-8	232	Indiana/England	R
4	Lorenzo Brown	G	6-5	189	North Carolina State/USA	3
7	Kyle Lowry	G	6-1	196	Villanova/USA	11
9	Serge Ibaka	F-C	6-10	235	Ricoh Manresa (Spain)/Republic of Congo	8
10	DeMar DeRozan	G	6-7	221	USC/USA	8
17	Jonas Valanciunas	C	7-0	265	Lietuvos Rytas (Lithuania) / Lithuania	5
22	Malachi Richardson	G	6-6	205	Syracuse/USA	1
23	Fred VanVleet	G	6-0	195	Wichita State/USA	1
24	Norman Powell	G	6-4	215	UCLA/USA	2
34	Alfonzo McKinnie	F	6-8	215	Wisconsin-Green Bay/USA	R
42	Jakob Poeltl	C	7-0	248	Utah/Austria	1
43	Pascal Siakam	F	6-9	230	New Mexico State/Cameroon	1
55	Delon Wright	G	6-5	183	Utah/USA	2
92	Lucas Nogueira	C	7-0	241	Estudiantes (Spain) / Brazil	3

HEAD COACH

DWANE CASEY

ASSISTANT COACHES

REX KALAMIAN

NICK NURSE

JAMA MAHLALELA

PATRICK MUTOMBO

JIM SANN

ASSISTANT COACH/DIRECTOR OF SPORTS SCIENCE

ALEX MCKECHNIE

ATHLETIC TRAINER

SCOTT MCCULLOUGH



Washington Wizards



GENERAL INFORMATION



Scott Brooks

Franchise Timeline (Established) Chicago Packers (1961-62); Chicago Zephyrs (1962-63)
..... Baltimore Bullets (1963-64)
..... Capital Bullets (1973-74); Washington Bullets (1974-75); Washington Wizards (1997-98)
Address 601 F Street NW; Washington, D.C. 20004
Majority Owner Ted Leonsis
President & General Manager Ernie Grunfeld
Head Coach Scott Brooks
Assistant Coaches Tony Brown, Sidney Lowe, Chad Iske, Mike Terpstra, Maz Trakh
Assistant Coach/Player Development David Adkins
Athletic Trainer Corey Bennett
Director of Athletic Performance/Strength and Conditioning Navin Hettiarachchi
Communications Scott Hall, Daren Jenkins, DeAndre Phillips
Home Court Capital One Arena (20,356)

BROADCAST INFORMATION

Radio WFED (1500 AM): Dave Johnson, Glenn Consor
Television NBC Sports Washington: Steve Buckhantz, Kara Lawson, Chris Miller

2017-18 SCHEDULE

Oct 18 @ Washington L 115-120
Nov 29 vs Washington W 118-113
Feb 6 vs Washington W 115-102
Feb 25 @ Washington L 94-109

ALL-TIME SERIES RESULTS

Overall: 179-121
Home: 96-38
Away: 67-79
Neutral: 14-4

PLAYOFFS

Overall: 13-11
Home: 8-4
Away: 5-7

ALL-TIME SERIES INFORMATION

76ers Largest Margin of Victory: 39 (11/12/76)
76ers Most Pts. Scored: 149 (2x last 2/24/67)
76ers Fewest Pts. Scored: 75 (2/9/74)

Wizards Largest Margin of Victory: 32 (1/24/88)
Wizards Most Pts. Scored: 143 (3/14/65)
Wizards Fewest Pts. Scored: 73 (11/16/99)

Washington Wizards

76ERS 2017-18 SEASON SERIES STATISTICS VS. WIZARDS

PLAYER	G-GS	MIN	FG-FGA	PCT	3FG-FGA	PCT	FT-FTA	PCT	OFF	DEF	TOT	AST	PF-DQ	STL	TO	BLK	PTS	AVG	HI
Embiid	4-4	123	32-71	.451	5-17	.294	26-33	.788	11	39	50	14	15-1	3	13	9	95	23.8	27
Simmons	4-4	148	27-50	.540	0-1	.000	26-46	.565	15	27	42	25	11-0	8	14	5	80	20.0	31
Sarić	4-3	124	22-48	.458	5-16	.313	11-12	.917	13	13	26	8	8-0	3	4	1	60	15.0	24
Covington	4-4	125	20-46	.435	11-28	.393	8-8	1.000	8	18	26	4	10-0	6	13	2	59	14.8	29
Belinelli (TOT)	4-0	101	18-39	.462	9-22	.409	6-8	.750	2	8	10	6	3-0	3	3	1	51	12.8	19
Belinelli (PHI)	1-0	27	3-10	.300	2-7	.286	2-3	.667	1	2	3	0	1-0	1	1	0	10	10.0	10
Redick	4-4	126	16-41	.390	10-26	.385	2-2	1.000	0	4	4	18	12-0	2	8	1	44	11.0	18
Fultz	1-0	18	5-9	.556	0-0	---	0-2	.000	2	1	3	1	0-0	0	2	1	10	10.0	10
Bayless	3-1	65	10-19	.526	3-8	.375	6-8	.750	1	3	4	9	4-0	1	4	0	29	9.7	14
Holmes	1-0	12	2-4	.500	0-0	---	3-3	1.000	0	2	2	0	1-0	0	0	1	7	7.0	7
Anderson	1-0	8	2-3	.667	1-2	.500	0-0	---	0	1	1	0	0-0	1	0	0	5	5.0	5
Johnson	4-0	56	7-16	.438	1-2	.500	4-9	.444	7	13	20	4	7-1	2	2	1	19	4.8	9
McConnell	4-0	75	6-12	.500	1-1	1.000	0-0	---	1	10	11	11	8-0	5	4	0	13	3.3	7
Luwawu-Cabarrot	3-0	36	3-10	.300	2-6	.333	0-0	---	1	4	5	3	5-0	1	1	0	8	2.7	5
Booker (TOT)	2-0	17	1-3	.333	0-0	---	1-2	.500	1	2	3	2	3-0	1	0	0	3	1.5	3
Booker (PHI)	2-0	17	1-3	.333	0-0	---	1-2	.500	1	2	3	2	3-0	1	0	0	3	1.5	3
76ERS	4	960	156-342	.456	41-114	.360	89-128	.695	61	139	200	99	85-2	34	67	21	442	110.5	118

WIZARDS 2017-18 SEASON SERIES STATISTICS VS. 76ERS

PLAYER	G-GS	MIN	FG-FGA	PCT	3FG-FGA	PCT	FT-FTA	PCT	OFF	DEF	TOT	AST	PF-DQ	STL	TO	BLK	PTS	AVG	HI
Wall	1-1	37	10-28	.357	0-3	.000	8-9	.889	2	3	5	8	2-0	0	2	2	28	28.0	28
Beal	4-4	136	33-65	.508	13-26	.500	21-26	.808	5	17	22	18	12-1	6	13	1	100	25.0	30
Oubre	4-0	125	22-49	.449	8-22	.364	13-16	.813	5	16	21	9	16-1	7	4	6	65	16.3	22
Porter	4-4	125	26-57	.456	3-12	.250	3-3	1.000	10	17	27	7	12-0	9	6	2	58	14.5	23
Meeks	4-0	61	10-27	.370	5-12	.417	15-16	.938	1	6	7	3	5-0	2	2	0	40	10.0	21
Gortat	4-4	100	18-34	.529	0-0	---	3-6	.500	10	21	31	8	8-0	1	1	6	39	9.8	16
Morris	3-3	67	11-26	.423	2-7	.286	2-2	1.000	2	8	10	7	10-0	6	4	0	26	8.7	11
Satoransky	3-2	83	8-16	.500	1-2	.500	8-8	1.000	2	9	11	21	9-0	3	4	0	25	8.3	12
Mahinmi	4-0	79	10-16	.625	0-1	.000	9-11	.818	6	9	15	2	15-0	2	4	3	29	7.3	13
Scott	4-0	62	9-23	.391	2-7	.286	1-2	.500	2	7	9	2	6-0	1	3	1	21	5.3	8
McCullough	2-0	18	1-6	.167	0-2	.000	3-4	.750	1	4	5	1	5-0	0	1	1	5	2.5	4
Frazier	4-1	58	4-10	.400	0-1	.000	0-2	.000	2	8	10	15	7-0	2	6	0	8	2.0	4
Smith	1-1	7	0-1	.000	0-1	.000	0-0	---	1	0	1	0	1-0	0	0	0	0	0.0	0
WIZARDS	4	960	162-358	.453	34-96	.354	86-105	.819	49	125	174	101	108-2	39	52	22	444	111.0	120



Washington Wizards

DATE	PHI	OPP	DATE	PHI	OPP	DATE	PHI	OPP	DATE	PHI	OPP	DATE	PHI	OPP
10/21/61	H	W 123 103	12/9/67	A	W 123 109	3/27/79	A	W 100 97	11/24/89	H	W 121 108	4/16/03	H	W 107 87*
12/2/61	H	W 132 118	12/25/67	A	W 108 105	10/12/79	A	W 93 92	12/1/89	A	L 90 107	11/1/03	A	W 112 105
1/2/62	A	W 127 102	1/12/68	H	W 133 116	11/28/79	H	W 120 102	12/20/89	H	W 118 111	1/10/04	A	L 87 94
1/6/62	H	W 120 102	2/3/68	A	W 133 121	12/25/79	A	W 95 92	1/13/90	A	W 120 101	2/11/04	H	W 113 88
1/18/62	N	W 118 111	3/15/68	H	W 122 115	1/11/80	H	W 119 106	1/27/90	H	W 125 101	4/9/04	H	L 80 83
1/27/62	A	W 107 102	3/20/68	A	W 137 119	3/21/80	H	W 105 98	3/24/90	A	W 114 112*	11/26/04	H	W 116 114*
2/6/62	N	W 127 123	10/19/68	A	W 124 121	3/20/80	A	L 113 119*	11/16/90	H	W 115 102*	1/26/05	A	L 107 117
2/15/62	A	L 121 126	11/22/68	H	W 121 110	10/11/80	A	W 126 120**	12/26/90	A	W 106 105*	4/9/05	A	W 112 106
2/16/62	N	W 132 106	12/26/68	H	W 125 120	10/18/80	H	W 117 101	2/6/91	H	W 108 100	1/16/06	A	L 76 104
2/17/62	N	W 136 127	1/4/69	A	L 112 117	12/12/80	H	W 95 79	3/23/91	A	L 99 102	2/12/06	A	L 97 107
10/26/62	H	W 130 112	1/31/69	H	L 105 108	1/22/81	A	W 128 116	4/12/91	H	L 85 95	3/3/06	H	W 119 113
11/8/62	N	W 110 107	3/22/69	A	W 116 108	2/13/81	H	L 102 104	11/5/91	A	W 107 106	4/10/06	H	W 105 97
11/29/62	A	W 112 85	10/29/69	A	W 129 105	2/19/81	A	L 108 129	1/18/92	A	W 105 101	12/8/06	H	L 98 113
12/7/62	N	W 149 129	11/5/69	H	L 130 139	11/3/81	A	W 112 99	1/20/92	H	W 99 91	2/14/07	H	L 85 92
1/6/63	H	W 114 102	12/25/69	A	L 113 121	1/6/82	H	W 126 112	2/29/92	A	W 101 92	3/28/07	A	L 108 111
1/23/63	A	L 94 104	1/23/70	H	W 133 118	1/12/82	A	W 95 92	4/18/92	H	W 111 104	11/20/07	A	L 101 116
2/14/63	H	W 136 117	1/24/70	A	L 111 112	2/3/82	H	W 122 96	1/8/93	A	W 119 117	11/30/07	H	W 85 84
2/19/63	N	W 118 110	3/1/70	H	W 104 99	3/17/82	H	W 102 93	1/29/93	H	W 92 86	2/5/07	H	W 101 96
2/21/63	A	L 91 108	3/18/70	A	W 119 113	4/16/82	A	W 100 96	3/17/93	H	L 89 94	4/12/08	A	L 93 109
3/12/63	A	W 130 106	10/30/70	H	L 110 123	11/14/82	H	W 102 93	4/7/93	A	W 98 90	12/13/08	H	W 104 89
10/30/63	A	W 111 108	11/11/70	A	W 119 107	12/18/82	A	L 97 100	11/5/93	H	W 94 82	12/19/08	A	W 109 103
11/9/63	A	L 100 116	11/30/70	H	W 104 98	1/7/83	A	W 106 89	11/12/93	A	L 93 105	1/30/09	H	W 104 94
11/26/63	H	W 115 113	2/14/71	N	L 103 112	3/12/83	A	W 95 86	2/4/94	H	L 95 102	2/25/09	A	W 106 98
1/4/64	A	W 123 113	3/20/71	A	L 112 124	3/13/83	H	W 97 93	3/1/94	H	L 103 109	11/24/09	A	L 107 108
1/21/64	N	L 121 124	3/21/71	H	W 120 108	4/13/83	H	L 76 95	3/13/94	A	W 114 97	12/22/09	A	L 98 105
1/22/64	A	L 116 124	11/13/71	A	L 105 111	10/28/83	H	W 117 114	11/9/94	H	W 98 97	1/5/10	H	L 97 104
1/26/64	H	L 120 131	12/25/71	H	L 114 117	12/3/83	A	L 98 103	1/20/95	A	L 98 102	11/2/10	A	L 115 116*
2/12/64	A	L 115 121	1/19/72	H	L 105 121	1/11/84	H	W 121 99	2/1/95	H	W 98 89	11/23/10	A	L 114 116*
2/19/64	H	W 130 122	2/21/72	A	L 101 102	1/21/84	A	L 90 94	2/28/95	A	W 106 102	1/5/11	H	W 109 97
3/14/64	N	W 128 122	12/12/72	A	L 102 123	3/22/84	A	W 106 101	4/23/95	A	L 90 106	2/23/11	H	W 117 94
10/22/64	H	L 135 138*	1/19/73	N	L 94 110	3/28/84	H	W 109 103	11/3/95	H	W 105 103	1/13/12	H	W 120 89
11/1/64	A	W 123 114	1/21/73	A	L 97 108	11/20/84	H	L 105 120	11/15/95	A	L 95 127	1/14/12	A	W 103 90
12/5/64	N	W 125 108	2/28/73	H	W 102 96	1/12/84	A	W 93 89	1/10/96	H	L 93 98	1/23/12	H	W 103 83
12/8/64	N	W 102 97	3/17/73	H	L 115 120	1/13/85	A	W 115 104	3/30/96	A	L 105 107	3/30/12	A	L 76 97
12/16/64	A	L 120 140	3/18/73	A	L 118 129	2/6/85	H	W 116 111	11/22/96	A	L 76 88	1/30/13	H	W 92 84
1/14/65	H	L 126 138	10/28/73	A	L 99 119	3/27/85	H	W 115 97	3/4/97	H	L 106 107	3/30/13	A	L 87 90
2/21/65	A	W 107 106	11/3/73	H	L 84 112	4/13/85	A	L 106 118	3/9/97	A	W 99 93	4/12/13	A	W 97 86
2/22/65	N	W 122 112	2/9/74	A	L 75 108	11/6/85	A	L 97 118	4/14/97	H	L 110 131	11/1/13	A	W 109 102
3/14/65	A	L 126 143	2/10/74	H	W 95 94	12/4/85	H	W 115 110*	11/19/97	H	W 97 86	11/6/13	H	L 102 116
3/21/65	H	W 127 105	3/6/74	H	W 112 99	2/21/86	H	W 97 87	3/8/98	A	L 91 100	1/20/14	A	L 99 107
10/16/65	A	W 133 101	3/12/74	A	L 101 112	3/21/86	H	W 112 105	3/11/98	H	W 88 86	3/1/14	H	L 103 122
11/19/65	H	L 124 134	12/21/74	A	L 101 117	3/24/86	A	L 93 100	4/1/98	A	W 112 91	1/19/15	A	L 76 111
11/20/65	A	L 112 117	1/17/75	H	L 92 103	4/13/86	A	L 97 98	3/1/99	A	W 104 91	2/27/15	H	W 89 81
11/30/65	N	L 108 129	3/8/75	H	L 92 113	12/25/86	H	L 97 102	3/7/99	H	L 95 103*	4/1/15	A	L 93 106
12/8/65	A	L 127 129	3/9/75	A	W 113 100	1/10/87	A	L 111 117	4/11/99	A	L 98 105	4/8/15	H	L 90 119
1/6/66	N	W 133 127	11/15/75	H	W 110 109***	1/31/87	A	L 105 106	11/6/99	A	W 95 73	2/5/16	A	L 94 106
1/18/66	H	W 128 117	1/3/76	A	L 104 119	3/6/87	H	W 123 113	1/24/99	H	L 93 101	2/26/16	H	L 94 103
2/23/66	A	L 115 119	1/17/76	A	L 103 105	4/13/87	H	W 113 105	3/2/00	A	W 87 84	2/29/16	A	L 108 116
2/26/66	N	W 114 98	3/2/76	A	L 111 128	4/19/87	A	W 108 102	4/12/00	H	W 93 84	3/17/16	H	L 94 99
3/20/66	A	W 108 104	4/2/76	H	W 96 94	1/20/88	H	L 98 110	11/29/00	H	W 93 87	11/16/16	H	W 109 102
10/22/66	A	W 141 112	11/12/76	H	W 143 104	1/24/88	A	L 99 131	12/13/00	A	W 102 82	1/14/17	A	L 93 109
10/25/66	H	W 130 110	11/13/76	A	W 114 109	1/25/88	A	L 117 118*	1/12/01	A	W 86 82	2/24/17	H	W 120 112
11/25/66	A	W 129 115	4/9/77	H	W 125 93	3/13/88	H	W 104 96	3/2/01	H	W 107 102	10/18/17	A	L 115 120
12/3/66	A	W 137 120	4/10/77	A	L 121 131	3/19/88	A	W 94 89	11/3/01	A	L 76 90	11/29/17	H	W 118 113
1/6/67	H	W 121 115*	11/12/77	A	L 98 116	4/13/88	H	W 98 97*	11/28/01	H	L 87 94	2/6/18	H	W 115 102
2/11/67	A	L 133 139	12/30/77	H	W 126 119	11/22/88	A	W 130 103	1/22/02	A	W 91 84	2/25/18	A	L 94 109
2/24/67	N	W 149 118	4/8/78	H	W 131 114	12/25/88	H	W 125 110	4/10/02	A	L 77 90			
3/18/67	H	W 135 119	4/9/78	A	L 113 123	1/21/89	A	L 105 107	4/12/02	H	W 100 91			
3/19/67	A	W 132 129	10/18/78	H	L 111 121	2/1/89	H	W 114 110*	11/17/02	H	W 100 84			
11/1/67	H	W 136 111	11/10/78	H	W 123 122	3/18/89	A	L 114 123	11/30/02	A	W 95 94			
12/2/67	H	W 130 121	2/11/79	H	W 107 99	4/23/89	H	W 115 106	1/18/03	A	W 88 80			

* overtime
** double-overtime
*** triple-overtime

Washington Wizards

ROSTER

NO.	PLAYER	POS.	HT	WT	PRIOR TO NBA/HOME COUNTRY	YRS. PRO
1	Chris McCullough	F	6-9	215	Syracuse/USA	2
2	John Wall	G	6-4	210	Kentucky/USA	7
3	Bradley Beal	G	6-5	207	Florida/USA	5
5	Markieff Morris	F	6-10	245	Kansas/USA	6
8	Tim Frazier	G	6-1	170	Penn State/USA	3
9	Ramon Sessions	G	6-3	190	Nevada/USA	10
12	Kelly Oubre Jr.	F	6-7	205	Kansas/USA	2
13	Marcin Gortat	C	6-11	240	RheinStars Köln/Poland	10
14	Jason Smith	F-C	7-0	240	Colorado State/USA	9
20	Jodie Meeks	G	6-4	210	Kentucky/USA	8
22	Otto Porter Jr.	F	6-8	198	Georgetown/USA	4
28	Ian Mahinmi	C	6-11	262	ÉB Pau-Orthez/France	10
30	Mike Scott	F	6-8	237	Virginia/USA	5
31	Tomas Satoranšký	G-F	6-7	210	F.C. Barcelona/Czech Republic	1

HEAD COACH

SCOTT BROOKS

ASSISTANT COACHES

TONY BROWN

SIDNEY LOWE

CHAD ISKE

MIKE TERPSTRA

MAZ TRAKH

DAVID ADKINS




* * * * *

WESTERN CONFERENCE



EASTERN CONFERENCE



Eight teams in each conference qualify for NBA Playoffs 2018 which begin on Saturday, April 14. The teams with the eight best records in each conference will qualify for the playoffs, and those teams will be seeded 1 to 8 in each conference based upon regular-season record. The team with the better regular season win-loss record has homecourt advantage in each round of the playoffs. All playoff series are seven games and a 2-2-1-1-1 format.



LEAGUE STATISTICS



2017-18 NBA STANDINGS

NBA EASTERN CONFERENCE - ATLANTIC DIVISION

	W	L	PCT	GB	HOME	ROAD	LAST-10	STREAK
Toronto	59	23	.720	-	34- 7	25-16	6-4	Lost 1
Boston	55	27	.671	4	27-14	28-13	6-4	Won 1
Philadelphia	52	30	.634	7	30-11	22-19	10-0	Won 16
New York	29	53	.354	30	19-22	10-31	3-7	Won 1
Brooklyn	28	54	.341	31	15-26	13-28	5-5	Lost 1

CENTRAL DIVISION

	W	L	PCT	GB	HOME	ROAD	LAST-10	STREAK
Cleveland	50	32	.610	-	29-12	21-20	7-3	Lost 1
Indiana	48	34	.585	2	27-14	21-20	7-3	Lost 1
Milwaukee	44	38	.537	6	25-16	19-22	6-4	Lost 1
Detroit	39	43	.476	11	25-16	14-27	7-3	Won 1
Chicago	27	55	.329	23	17-24	10-31	3-7	Lost 4

SOUTHEAST DIVISION

	W	L	PCT	GB	HOME	ROAD	LAST-10	STREAK
Miami	44	38	.537	-	26-15	18-23	5-5	Won 1
Washington	43	39	.524	1	23-18	20-21	3-7	Lost 1
Charlotte	36	46	.439	8	21-20	15-26	5-5	Won 1
Orlando	25	57	.305	19	17-24	8-33	4-6	Won 1
Atlanta	24	58	.293	20	16-25	8-33	3-7	Lost 1

League Statistics

2017-18 NBA STANDINGS

NBA WESTERN CONFERENCE - SOUTHWEST DIVISION

	W	L	PCT	GB	HOME	ROAD	LAST-10	STREAK
Houston	65	17	.793	-	34-7	31-10	7-3	Lost 1
New Orleans	48	34	.585	17	24-17	24-17	6-4	Won 5
San Antonio	47	35	.573	18	33-8	14-27	5-5	Lost 1
Dallas	24	58	.293	41	15-26	9-32	2-8	Lost 4
Memphis	22	60	.268	43	16-25	6-35	3-7	Lost 2

NORTHWEST DIVISION

	W	L	PCT	GB	HOME	ROAD	LAST-10	STREAK
Portland	49	33	.598	-	28-13	21-20	5-5	Won 1
Oklahoma City	48	34	.585	1	27-14	21-20	5-5	Won 3
Utah	48	34	.585	1	28-13	20-21	7-3	Lost 1
Minnesota	47	35	.573	2	30-11	17-24	6-4	Won 3
Denver	46	36	.561	3	31-10	15-26	7-3	Lost 1

PACIFIC DIVISION

	W	L	PCT	GB	HOME	ROAD	LAST-10	STREAK
Golden State	58	24	.707	-	29-12	29-12	4-6	Lost 1
L.A. Clippers	42	40	.512	16	22-19	20-21	4-6	Lost 4
L.A. Lakers	35	47	.427	23	20-21	15-26	3-7	Won 1
Sacramento	27	55	.329	31	14-27	13-28	4-6	Won 1
Phoenix	21	61	.256	37	10-31	11-30	2-8	Won 1



LEAGUE LEADERS

SCORING AVERAGE	G	FG	FT	PTS	AVG	REBOUNDS PER GAME	G	OFF	DEF	TOT	AVG	ASSISTS PER GAME	G	AST	AVG
Harden, Hou.	72	651	624	2191	30.4	Drummond, Det.	78	399	848	1247	16.0	Westbrook, OKC.	80	820	10.3
Davis, N.O.	780	495	2110	28.1		Jordan, LA-C	77	329	842	1171	15.2	James, Cle.	82	747	9.1
James, Cle.	82	857	388	2251	27.5	Howard, Cha.	81	255	757	1012	12.5	Harden, Hou.	72	630	8.8
Lillard, Por.	73	621	493	1962	26.9	Towns, Min.	82	238	774	1012	12.3	Rondo, N.O.	65	533	8.2
Antetokounmpo, Mil.	75	742	487	2014	26.9	Davis, N.O.	75	187	645	832	11.1	Simmons, Phi.	81	661	8.2
Durant, G.S.	68	630	359	1792	26.4	Kanter, N.Y.	71	273	507	780	11.0	Paul, Hou.	58	457	7.9
Westbrook, OKC.	80	757	417	2028	25.4	Embiid, Phi.	63	143	547	690	11.0	Green, G.S.	70	508	7.3
Irving, Bos.	60	534	232	1466	24.4	Capela, Hou.	74	241	561	802	10.8	Teague, Min.	70	492	7.0
Aldridge, S.A.	75	687	334	1735	23.1	Jokic, Den.	75	195	608	803	10.7	Lowry, Tor.	78	537	6.9
Oladipo, Ind.	75	640	294	1735	23.1	Westbrook, OKC.	80	152	652	804	10.1	Lillard, Por.	73	481	6.6
DeRozan, Tor.	80	645	461	1840	23.0	Antetokounmpo, Mil.	75	156	597	753	10.0	Dinwiddie, Bkn.	80	524	6.6
Embiid, Phi.	63	510	359	1445	22.9	Love, Cle.	59	101	445	546	9.3	Barea, Dal.	69	434	6.3
Beal, Was.	82	683	292	1857	22.6	Adams, OKC.	76	384	301	685	9.0	Payton, Ori.-Pho.	63	393	6.2
L. Williams, LA-C	79	582	432	1782	22.6	Nurkic, Por.	79	189	519	708	9.0	Schroder, Atl.	67	417	6.2
Butler, Min.	59	437	363	1307	22.2	James, Cle.	82	97	612	709	8.6	Jokic, Den.	75	458	6.1
Walker, Cha.	80	588	363	1770	22.1	Valanciunas, Tor.	77	183	477	660	8.6	Holiday, N.O.	81	486	6.0
George, OKC.	79	576	338	1734	21.9	Aldridge, S.A.	75	246	389	635	8.5	Griffin, LA-C-Det.	58	334	5.8
Griffin, LA-C-Det.	58	436	259	1242	21.4	Simmons, Phi.	81	145	514	659	8.1	Jack, N.Y.	62	348	5.6
McCollum, Por.	81	667	209	1732	21.4	Gasol, Mem.	73	78	514	592	8.1	Walker, Cha.	80	444	5.6
Towns, Min.	82	639	345	1743	21.3	Gasol, S.A.	77	129	490	619	8.0	Batum, Cha.	64	349	5.5

FIELD GOAL PCT.	FG	FGA	PCT	3-PT FIELD GOAL PCT.	3FG	3GA	PCT	FREE THROW PCT.	FT	FTA	PCT
Capela Hou.	441	676	.652	Collison, Ind.	96	205	.468	Curry, G.S.	278	302	.921
Jordan, LA-C	373	578	.645	Bullock, Det.	125	281	.445	Paul, Hou.	203	221	.919
Harrell, LA-C	548	635	.638	Porter, Was.	138	313	.441	Lillard, Por.	493	538	.916
Adams, OKC.	448	712	.629	Ingles, Utah	204	464	.440	Belinelli, Atl.-Phi.	148	163	.908
Kanter, N.Y.	713	592	.592	Thompson, G.S.	229	521	.440	Murray, Den.	229	253	.905
Gibson, Min.	425	737	.577	Korver, Cle.	164	376	.436	Redick, Phi.	197	218	.904
Collins, Atl.	314	545	.576	Tolliver, Det.	159	365	.436	Irving, Bos.	232	261	.889
Valanciunas, Tor.	390	687	.568	Tatum, Bos.	105	242	.434	Durant, G.S.	359	404	.889
Favors, Utah	395	702	.563	Hield, Sac.	176	408	.431	Middleton, Mil.	320	362	.884
Randle, LA-L	504	904	.558	Horford, Bos.	97	226	.429	Collison, Ind.	127	144	.882

STEALS PER GAME	G	STL	AVG	BLOCKS PER GAME	G	BLK	AVG	MINUTES PER GAME	G	MIN	AVG
Oladipo, Ind.	75	177	2.36	Davis, N.O.	75	193	2.57	James, Cle.	82	3026	36.9
George, OKC.	79	161	2.04	Capela, Hou.	74	137	1.85	Antetokounmpo, Mil.	75	2756	36.7
Bledsoe, Pho.-Mil.	74	149	2.01	Turner, Ind.	65	118	1.82	Butler, Min.	59	2164	36.7
Butler, Min.	59	116	1.97	Embiid, Phi.	63	111	1.76	George, OKC.	79	2891	36.6
Westbrook, OKC.	80	147	1.84	Durant, G.S.	68	119	1.75	Lillard, Por.	73	2670	36.6
G. Harris, Den.	67	122	1.82	Drummond, Det.	78	127	1.63	Westbrook, OKC.	80	2914	36.4
Harden, Hou.	72	126	1.75	Howard, Cha.	81	131	1.62	Middleton, Mil.	82	2982	36.4
Simmons, Phi.	81	140	1.73	Henson, Mil.	76	109	1.43	Davis, N.O.	75	2727	36.4
Covington, Phi.	80	137	1.71	Antetokounmpo, Mil.	75	106	1.41	Wiggins, Min.	82	2979	36.3
T. Young, Ind.	81	135	1.67	Nurkic, Por.	79	111	1.41	Beal, Was.	82	2977	36.3

League Statistics

ROOKIE LEADERS

SCORING AVERAGE	G	FG	FT	PTS	AVG	REBOUNDS PER GAME	G	OFF	DEF	TOT	AVG	ASSISTS PER GAME	G	AST	AVG
Mitchell, Utah	79	595	239	1616	20.5	Simmons, Phi.	81	145	514	659	8.1	Simmons, Phi.	81	661	8.2
Kuzma, LA-L	77	468	147	1242	16.1	Markkanen, Chi.	68	79	429	508	7.5	Ball, LA-L	52	376	7.2
Simmons, Phi.	81	544	191	1279	15.8	Collins, Atl.	74	176	365	541	7.3	Smith, Dal.	69	358	5.2
Markkanen, Chi.	68	374	140	1033	15.2	Ball, LA-L	52	69	291	360	6.9	Teodosic, LA-C	45	209	4.6
Smith, Dal.	69	404	134	1048	15.2	Kuzma, LA-L	77	88	395	483	6.3	Fox, Sac.	73	320	4.4
Tatum, Bos.	80	397	213	1112	13.9	Adebayo, Mia.	69	118	263	381	5.5	Mitchell, Utah	79	291	3.7
Jackson, Pho.	77	389	177	1012	13.1	Allen, Bkn.	72	144	244	388	5.4	James, Pho.-N.O.	36	126	3.5
Bogdanovic, Sac.	78	344	100	917	11.8	Tatum, Bos.	80	50	352	402	5.0	Bogdanovic, Sac.	78	258	3.3
Fox, Sac.	73	328	141	844	11.6	Jackson, Pho.	77	95	256	351	4.6	Ntilikina, N.Y.	78	250	3.2
D. Brooks, Mem.	82	340	124	898	11.0	Rabb, Mem.	36	53	105	158	4.4	Mason, Sac.	52	147	2.8
Collins, Atl.	74	314	133	777	10.5	Theis, Bos.	63	90	184	274	4.3	Wallace, LA-C	30	71	2.4
Ball, LA-L	52	203	32	528	10.2	Birch, Orl.	42	70	110	180	4.3	Simmons, Mem.	32	68	2.1
Wallace, LA-C	30	110	61	291	9.7	Hart, LA-L	63	42	221	263	4.2	Evans, LA-C	48	100	2.1
Teodosic, LA-C	45	151	39	429	9.5	Smith, Dal.	69	50	210	260	3.8	Caruso, LA-L	37	75	2.0
James, Pho.-N.O.	36	123	64	336	9.3	Mitchell, Utah	79	52	244	296	3.7	Kuzma, LA-L	77	141	1.8
Allen, Bkn.	72	234	114	587	8.2	Bell, G.S.	57	60	147	207	3.6	Bell, G.S.	57	102	1.8
Mason, Sac.	52	144	94	413	7.9	Wallace, LA-C	30	21	84	105	3.5	Collinsworth, Dal.	32	56	1.8
Hart, LA-L	63	176	66	496	7.9	O'Neale, Utah	69	25	211	236	3.4	Kennard, Det.	73	124	1.7
Kennard, Det.	73	206	65	558	7.6	Collins, Por.	66	45	176	221	3.3	D. Brooks, Mem.	82	135	1.6
Dorsey, Atl.	56	144	45	405	7.2	Collinsworth, Dal.	32	32	75	107	3.3	Tatum, Bos.	80	128	1.6

FIELD GOAL PCT.	FG	FGA	PCT	3-PT FIELD GOAL PCT.	3FG	3GA	PCT	FREE THROW PCT.	FT	FTA	PCT
Allen, Bkn.	234	397	.589	Tatum, Bos.	105	242	.434	Kennard, Det.	65	76	.855
Collins, Atl.	314	545	.576	Kennard, Det.	81	195	.415	Markkanen, Chi.	140	166	.843
Simmons, Phi.	544	998	.545	Hart, LA-L	78	197	.396	Bogdanovic, Sac.	100	119	.840
Adebayo, Mia.	174	340	.512	Bogdanovic, Sac.	129	329	.392	Tatum, Bos.	213	258	.826
Kleber, Dal.	151	309	.489	Teodosic, LA-C	88	232	.379	Mason, Sac.	94	115	.817
Tatum, Bos.	397	835	.475	Anunoby, Tor.	73	197	.371	Mitchell, Utah	239	297	.805
Anunoby, Tor.	163	346	.471	Kuzma, LA-L	159	434	.366	Allen, Bkn.	114	147	.776
Hart, LA-L	176	375	.469	Dorsey, Atl.	72	199	.362	James, Pho.-N.O.	64	84	.762
Kuzma, LA-L	468	1039	.450	Markkanen, Chi.	145	401	.362	D. Brooks, Mem.	124	166	.747
Bogdanovic, Sac.	344	772	.446	D. Brooks, Mem.	94	264	.356	Fox, Sac.	141	195	.723

STEALS PER GAME	G	STL	AVG	BLOCKS PER GAME	G	BLK	AVG	MINUTES PER GAME	G	MIN	AVG
Simmons, Phi.	81	140	1.73	Allen, Bkn.	72	88	1.22	Ball, LA-L	52	1780	34.2
Ball, LA-L	52	88	1.69	Collins, Atl.	74	80	1.08	Simmons, Phi.	81	2732	33.7
Mitchell, Utah	79	118	1.49	Bell, G.S.	57	56	0.98	Mitchell, Utah	79	2638	33.4
Jackson, Pho.	77	80	1.04	Simmons, Phi.	81	70	0.86	Kuzma, LA-L	77	2401	31.2
Tatum, Bos.	80	83	1.04	Ball, LA-L	52	43	0.83	Tatum, Bos.	80	2443	30.5
Smith, Dal.	69	71	1.03	Theis, Bos.	63	48	0.76	Markkanen, Chi.	68	2020	29.7
Fox, Sac.	73	70	0.96	Tatum, Bos.	80	58	0.73	Smith, Dal.	69	2049	29.7
Bogdanovic, Sac.	78	72	0.92	Kleber, Dal.	72	47	0.65	D. Brooks, Mem.	82	2350	28.7
Wallace, LA-C	30	27	0.90	Adebayo, Mia.	69	41	0.59	Wallace, LA-C	30	851	28.4
D. Brooks, Mem.	82	73	0.89	Markkanen, Chi.	68	40	0.59	Bogdanovic, Sac.	78	2175	27.9



ROOKIE LEADERS (SAME QUALIFIER AS REGULAR LEADERS)

SCORING AVERAGE	G	FG	FT	PTS	AVG	REBOUNDS PER GAME	G	OFF	DEF	TOT	AVG	ASSISTS PER GAME	G	AST	AVG
Mitchell, Utah	79	595	239	1616	20.5	Simmons, Phi.	81	145	514	659	8.1	Simmons, Phi.	81	661	8.2
Kuzma, LA-L	77	468	147	1242	16.1	Markkanen, Chi.	68	79	429	508	7.5	Smith, Dal.	69	358	5.2
Simmons, Phi.	81	544	191	1279	15.8	Collins, Atl.	74	176	365	541	7.3	Fox, Sac.	73	320	4.4
Markkanen, Chi.	68	374	140	1033	15.2	Kuzma, LA-L	77	88	395	483	6.3	Mitchell, Utah	79	291	3.7
Smith, Dal.	69	404	134	1048	15.2	Adebayo, Mia.	69	118	263	381	5.5	Bogdanovic, Sac.	78	258	3.3
Tatum, Bos.	80	397	213	1112	13.9	Allen, Bkn.	72	144	244	388	5.4	Ntilikina, N.Y.	78	250	3.2
Jackson, Pho.	77	389	177	1012	13.1	Tatum, Bos.	80	50	352	402	5.0	Kuzma, LA-L	77	141	1.8
Bogdanovic, Sac.	78	344	100	917	11.8	Jackson, Pho.	77	95	256	351	4.6	Kennard, Det.	73		1.7
Fox, Sac.	73	328	141	844	11.6	Theis, Bos.	63	90	184	274	4.3	D. Brooks, Mem.	82	135	1.6
D. Brooks, Mem.	82	340	124	898	11.0	Hart, LA-L	63	42	221	263	4.2	Tatum, Bos.	80		1.6
Collins, Atl.	74	314	133	777	10.5	Smith, Dal.	69	50	210	260	3.8	Jackson, Pho.	77	119	1.5
Allen, Bkn.	72	234	114	587	8.2	Mitchell, Utah	79	52	244	296	3.7	Adebayo, Mia.	69	101	1.5
Hart, LA-L	63	176	66	496	7.9	O'Neale, Utah	69	25	211	236	3.4	Monk, Cha.	63	91	1.4
Kennard, Det.	73	206	65	558	7.6	Collins, Por.	66	45	176	221	3.3	O'Neale, Utah	69	95	1.4
Adebayo, Mia.	69	174	129	477	6.9	Kleber, Dal.	72	71	163	234	3.3	Collins, Atl.	74	98	1.3
Monk, Cha.	63	153	32	421	6.7	D. Brooks, Mem.	82	49	208	257	3.1	Hart, LA-L	63	80	1.3
Jackson, Sac.	68	185	26	453	6.7	Bogdanovic, Sac.	78	31	192	223	2.9	Markkanen, Chi.	68	79	1.2
Ntilikina, N.Y.	78	182	49	463	5.9	Fox, Sac.	73	33	171	204	2.8	Jackson, Sac.	68	74	1.1
Anunoby, Tor.	74	163	39	438	5.9	Jackson, Sac.	68	27	160	187	2.8	Thornwell, LA-C	73	68	0.9
Kleber, Dal.	72	151	44	386	5.4	Anunoby, Tor.	74	44	140	184	2.5	Iwundu, Orl.	62	57	0.9

FIELD GOAL PCT.	FG	FGA	PCT	3-PT FIELD GOAL PCT.	3FG	3GA	PCT	FREE THROW PCT.	FT	FTA	PCT
Collins, Atl.	314	545	.576	Tatum, Bos.	105	242	.434	Markkanen, Chi.	140	166	.843
Simmons, Phi.	544	998	.545	Bogdanovic, Sac.	129	329	.392	Tatum, Bos.	213	258	.826
Tatum, Bos.	397	835	.475	Teodosic, LA-C	88	232	.379	Mitchell, Utah	239	297	.805
Kuzma, LA-L	468	1039	.450	Kuzma, LA-L	159	434	.366	Fox, Sac.	141	195	.723
Bogdanovic, Sac.	344	772	.446	Markkanen, Chi.	145	401	.362	Adebayo, Mia.	129	179	.721
D. Brooks, Mem.	340	772	.440	D. Brooks, Mem.	94	264	.356	Collins, Atl.	133	186	.715
Mitchell, Utah	595	1362	.437	Monk, Cha.	83	243	.342	Kuzma, LA-L	147	208	.707
Markkanen, Chi.	374	862	.434	Mitchell, Utah	187	550	.340	Smith, Dal.	134	193	.694
Jackson, Pho.	389	932	.417	Smith, Dal.	106	339	.313	Jackson, Pho.	177	279	.634
Fox, Sac.	328	797	.412	Ball, LA-L	90	295	.305	Simmons, Phi.	191	341	.560

STEALS PER GAME	G	STL	AVG	BLOCKS PER GAME	G	BLK	AVG	MINUTES PER GAME	G	MIN	AVG
Simmons, Phi.	81	140	1.73	Allen, Bkn.	72	88	1.22	Simmons, Phi.	81	2732	33.7
Mitchell, Utah	79	118	1.49	Collins, Atl.	74	80	1.08	Mitchell, Utah	79	2638	33.4
Jackson, Pho.	77	80	1.04	Simmons, Phi.	81	70	0.86	Kuzma, LA-L	77	2401	31.2
Tatum, Bos.	80	83	1.04	Theis, Bos.	63	48	0.76	Tatum, Bos.	80	2443	30.5
Smith, Dal.	69	71	1.03	Tatum, Bos.	80	58	0.73	Markkanen, Chi.	68	2020	29.7
Fox, Sac.	73	70	0.96	Kleber, Dal.	72	47	0.65	Smith, Dal.	69	2049	29.7
Bogdanovic, Sac.	78	72	0.92	Adebayo, Mia.	69	41	0.59	D. Brooks, Mem.	82	2350	28.7
D. Brooks, Mem.	82	73	0.89	Markkanen, Chi.	68	40	0.59	Bogdanovic, Sac.	78	2175	27.9
Ntilikina, N.Y.	78	66	0.85	Collins, Por.	66	31	0.47	Fox, Sac.	73	2026	27.7
Hart, LA-L	63	47	0.75	Jackson, Pho.	77	35	0.45	Jackson, Pho.	77	1959	25.4

League Statistics

SINGLE GAME HIGHS & LOWS

SINGLE-GAME HIGHS / PLAYERS

Minutes -- 52, (3 times, most recently) Cousins, NO vs. CHI, 1/22 (2 OT)
Minutes -- 48, Harrison, DAL vs. PHO, 4/10
Field Goals -- 23, James, CLE at WAS, 11/3
FG Attempts -- 37, Beal, WAS at POR, 12/5
3-Pt. Field Goals -- 10, Curry, GS vs. MEM, 12/30
3-Pt. Field Goals -- 10, Walker, CHA vs. MEM, 3/22
3-Pt. FG Attempts -- 18, Crabbe, BKN vs. NO, 2/10 (2 OT)
3-Pt. FG Attempts -- 18, Prince, ATL vs. PHI, 4/10
Free Throws -- 21, Davis, NO vs. PHO, 2/26
FT Attempts -- 29, Simmons, PHI vs. WAS, 11/29
Off. Rebounds -- 12, Jordan, LAC vs. MIN, 12/6
Off. Rebounds -- 12, Adams, OKC vs. CLE, 2/13
Def. Rebounds -- 22, Howard, CHA at DAL, 3/24
Rebounds -- 30, Howard, CHA at BKN, 3/21
Assists -- 25, Rondo, NO vs. BKN, 12/27
Steals -- 10, L. Williams, LAC at UTA, 1/20
Turnovers -- 11, James, CLE vs. IND, 1/26
Blocks -- 10, Davis, NO vs. UTA, 3/11
Points -- 60, Harden, HOU vs. ORL, 1/30

SINGLE-GAME HIGHS AND LOWS / TEAMS

Field Goals -- 58, Oklahoma City, at CLE, 1/20
Fewest Field Goals -- 22, Chicago, vs. OKC, 10/28
FG Attempts -- 114, Brooklyn, vs. NO, 2/10 (2 OT)
FG Attempts -- 109, L.A. Lakers, vs. PHI, 11/15
Fewest FG Attempts -- 66, Miami, at MEM, 12/11
Field Goal Pct. -- .667, Indiana, at MIN, 10/24
Lowest Field Goal Pct. -- .282, Chicago, vs. OKC, 10/28
3-Pt. Field Goals -- 24, Denver, at MIL, 2/15
3-Pt. Field Goals -- 24, Brooklyn, at CHI, 4/7
3-Pt. FG Attempts -- 59, Brooklyn, vs. NO, 2/10 (2 OT)
3-Pt. FG Attempts -- 57, Houston, at CHA, 10/27
3-Pt. FG Attempts -- 57, Houston, vs. CHI, 3/27
3-Pt. FG Pct. -- .714, Memphis, at GS, 12/30
Free Throws -- 41, Philadelphia, vs. WAS, 11/29
Fewest Free Throws -- 1, Detroit, at LAL, 10/31
Fewest Free Throws -- 1, Atlanta, vs. ORL, 4/1
FT Attempts -- 64, Philadelphia, vs. WAS, 11/29
Fewest FT Attempts -- 1, Atlanta, vs. ORL, 4/1
Free Throw Pct. -- 1.000, New York, at CHA, 3/26 (OT)
Free Throw Pct. -- 1.000, (30 times, most recently) New York, vs. MIL, 4/7
Lowest Free Throw Pct. -- .143, L.A. Lakers, vs. IND, 1/19
Off. Rebounds -- 23, Philadelphia, vs. MIA, 2/14
Off. Rebounds -- 23, Charlotte, at BKN, 3/21
Fewest Off. Rebounds -- 0, Phoenix, at TOR, 12/5
Def. Rebounds -- 56, Phoenix, at BKN, 10/31
Fewest Def. Rebounds -- 18, Minnesota, vs. IND, 10/24
Fewest Def. Rebounds -- 18, Sacramento, at ATL, 11/15
Rebounds -- 68, Charlotte, at BKN, 3/21
Fewest Rebounds -- 22, Dallas, at MIA, 12/22
Assists -- 46, Golden State, at ORL, 12/1
Fewest Assists -- 9, (3 times, most recently) Milwaukee, at MIA, 1/14
Personal Fouls -- 42, Washington, at PHI, 11/29
Fewest Personal Fouls -- 8, Charlotte, at IND, 4/10
Steals -- 17, New Orleans, at NY, 1/14 (OT)
Steals -- 17, (5 times, most recently) Oklahoma City, vs. LAC, 3/16
Turnovers -- 29, Phoenix, vs. MIL, 11/22 (OT)
Turnovers -- 27, Phoenix, at MIN, 12/16
Turnovers -- 27, Memphis, at ATL, 2/6
Fewest Turnovers -- 3, Charlotte, at SAC, 1/2
Fewest Turnovers -- 3, Sacramento, at DEN, 3/11
Blocks -- 16, (3 times, most recently) Toronto, vs. DEN, 3/27
Points -- 149, Miami, vs. DEN, 3/19 (2 OT)
Points -- 148, Oklahoma City, at CLE, 1/20
Fewest Points -- 69, Chicago, vs. OKC, 10/28
Fewest Points -- 69, Washington, at UTA, 12/4



* * * * *

FINAL NBA TEAM STATISTICS

FIELD GOALS					3-PT.F.G.'S			FREE THROWS			-- REBOUNDS --			----- MISCELLANEOUS -----					SCORING		
TEAM	G	MADE	ATT.	PCT.	MADE	ATT.	PCT.	MADE	ATT.	PCT.	OFF.	DEF.	TOT.	AST	PF	DQ	STL	TO	BLK	PTS	AVG.
G.S.	82	3509	6980	.503	926	2370	.391	1360	1668	.815	691	2877	3568	2402	1607	4	656	1265	612	9304	113.5
Hou.	82	3174	6906	.460	1256	3470	.362	1609	2061	.781	739	2825	3564	1761	1597	7	699	1135	392	9213	112.4
N.O.	82	3500	7241	.483	837	2312	.362	1324	1716	.772	712	2924	3636	2195	1570	5	657	1223	485	9161	111.7
Tor.	82	3383	7169	.472	968	2705	.358	1422	1790	.794	800	2807	3607	1995	1783	5	626	1095	500	9156	111.7
Clev.	82	3311	6950	.476	981	2636	.372	1488	1909	.779	693	2761	3454	1916	1524	1	582	1126	312	9091	110.9
Den.	82	3338	7102	.470	940	2536	.371	1404	1830	.767	902	2748	3650	2059	1533	10	627	1226	404	9020	110.0
Phil.	82	3349	7098	.472	901	2445	.369	1405	1868	.752	893	2996	3889	2221	1811	9	682	1353	420	9004	109.8
Minn.	82	3365	7063	.476	658	1845	.357	1592	1980	.804	848	2593	3441	1861	1495	12	689	1021	345	8980	109.5
LA-C	82	3302	7004	.471	777	2196	.354	1556	2095	.743	832	2766	3598	1832	1638	7	628	1204	372	8937	109.0
Cha.	82	3197	7106	.450	824	2233	.369	1656	2216	.747	827	2901	3728	1770	1409	5	559	1041	373	8874	108.2
LA-L	82	3338	7248	.461	822	2384	.345	1364	1910	.714	876	2927	3803	1949	1736	11	633	1295	388	8862	108.1
OKC.	82	3271	7220	.453	881	2490	.354	1421	1985	.716	1024	2671	3695	1750	1653	6	743	1146	412	8844	107.9
Wash.	82	3275	7018	.467	814	2173	.375	1378	1786	.772	823	2713	3536	2065	1746	9	645	1196	353	8742	106.6
Bkn.	82	3136	7114	.441	1041	2924	.356	1428	1850	.772	792	2852	3644	1941	1688	10	512	1245	390	8741	106.6
Milw.	82	3257	6807	.478	718	2024	.355	1499	1915	.783	688	2579	3267	1905	1752	8	722	1135	443	8731	106.5
Port.	82	3222	7132	.452	845	2308	.366	1372	1715	.800	835	2893	3728	1599	1599	7	573	1109	423	8661	105.6
Ind.	82	3345	7083	.472	741	2010	.369	1225	1573	.779	788	2684	3472	1819	1544	3	721	1088	340	8656	105.6
N.Y.	82	3334	7193	.464	673	1914	.352	1225	1557	.787	859	2752	3611	1912	1682	9	552	1208	421	8566	104.5
Utah	82	3139	6797	.462	887	2425	.366	1375	1766	.779	740	2807	3547	1839	1608	2	708	1205	420	8540	104.
Bos.	82	3141	6975	.450	939	2492	.377	1308	1697	.771	767	2878	3645	1842	1618	7	604	1149	373	8529	104.0
Phoe.	82	3153	7141	.442	763	2286	.334	1453	1962	.741	842	2776	3618	1743	1807	19	569	1288	370	8522	103.9
Det.	82	3208	7129	.450	886	2373	.373	1207	1621	.745	830	2756	3586	1868	1508	7	628	1102	317	8509	103.8
Miami	82	3184	6997	.455	903	2506	.360	1209	1601	.755	763	2801	3564	1862	1648	11	620	1179	437	8480	103.4
Orl.	82	3182	7042	.452	844	2405	.351	1271	1678	.757	722	2692	3414	1921	1579	4	622	1192	400	8479	103.4
Atl.	82	3130	7015	.446	917	2544	.360	1298	1654	.785	743	2693	3436	1946	1606	12	638	1275	348	8475	103.4
Chi.	82	3170	7285	.435	906	2549	.355	1194	1574	.759	790	2872	3662	1923	1571	5	626	1147	289	8440	102.9
S.A.	82	3202	6999	.457	696	1977	.352	1324	1715	.772	849	2777	3626	1868	1408	3	628	1078	460	8424	102.7
Dall.	82	3128	7042	.444	967	2688	.360	1167	1530	.763	666	2717	3383	1858	1578	6	578	1007	310	8390	102.3
Mem.	82	3013	6788	.444	758	2152	.352	1361	1732	.786	780	2544	3324	1767	1900	15	613	1227	396	8145	99.3
Sac.	82	3179	7063	.450	738	1967	.375	1008	1371	.735	777	2578	3355	1768	1639	3	643	1125	340	8104	98.8

League Statistics

FINAL NBA OPPONENT STATISTICS

TEAM	FIELD GOALS			3-PT. F.G.'S			FREE THROWS			-- REBOUNDS --			----- MISCELLANEOUS -----							SCORING	
	MADE	ATT.	PCT.	MADE	ATT.	PCT.	MADE	ATT.	PCT.	OFF.	DEF.	TOT.	AST	PF	DQ	STL	TO	BLK	PTS	AVG.	DIFF.
S.A.	3131	6911	.453	750	2154	.348	1175	1549	.759	756	2731	3487	1786	1619	7	622	1155	318	8187	99.8	+2.9
Utah	3057	6804	.449	778	2131	.365	1295	1680	.771	710	2702	3412	1636	1683	9	678	1224	380	8187	99.8	+4.3
Bos.	3066	6973	.440	769	2270	.339	1334	1748	.763	791	2804	3595	1744	1571	6	594	1159	364	8235	100.4	+3.6
Miami	3090	6873	.450	785	2181	.360	1476	1885	.783	744	2791	3535	1720	1587	5	616	1160	378	8441	102.9	+0.5
Port.	3146	7042	.447	794	2179	.364	1362	1803	.755	763	2755	3518	1655	1564	5	602	1036	418	8448	103.0	+2.6
Hou.	3244	7017	.462	829	2365	.351	1201	1610	.746	710	2738	3448	1837	1670	11	609	1194	363	8518	103.9	+8.5
Tor.	3149	7017	.449	731	2046	.357	1489	1941	.767	806	2672	3478	1785	1633	9	588	1176	401	8518	103.9	+7.8
Det.	3206	6988	.459	908	2527	.359	1201	1548	.776	756	2833	3589	2064	1511	4	597	1215	398	8521	103.9	-0.1
Ind.	3230	6953	.465	870	2496	.349	1213	1602	.757	838	2685	3523	1905	1514	5	577	1271	428	8543	104.2	+1.4
OKC.	3156	6885	.458	920	2507	.367	1332	1733	.769	782	2676	3458	1911	1750	8	630	1314	377	8564	104.4	+3.4
Phil.	3120	7185	.434	829	2427	.342	1566	2102	.745	818	2641	3459	1782	1670	15	697	1173	417	8635	105.3	+4.5
Dall.	3219	6870	.469	874	2411	.363	1327	1754	.757	725	3027	3752	1929	1604	2	594	1126	369	8639	105.4	-3.0
Mem.	3046	6587	.462	874	2377	.368	1688	2196	.769	782	2703	3485	1816	1674	4	662	1211	421	8654	105.5	-6.2
Sac.	3177	6759	.470	976	2586	.377	1347	1760	.765	745	2843	3588	1939	1422	4	636	1175	389	8677	105.8	-7.0
Wash.	3195	6918	.462	835	2393	.349	1469	1931	.761	805	2682	3487	1831	1639	9	641	1223	383	8694	106.0	+0.6
Milw.	3209	6863	.468	829	2225	.373	1509	1926	.783	817	2686	3503	1939	1633	8	585	1279	366	8756	106.8	-0.3
Minn.	3298	6942	.475	890	2431	.366	1311	1683	.779	803	2626	3429	1962	1711	6	529	1238	382	8797	107.3	+2.2
G.S.	3296	7380	.447	853	2392	.357	1369	1807	.758	893	2592	3485	1934	1516	4	717	1175	300	8814	107.5	+6.0
Cha.	3370	7199	.468	926	2467	.375	1187	1494	.795	691	2891	3582	2029	1839	9	542	1112	404	8853	108.0	+0.3
N.Y.	3233	7078	.457	917	2494	.368	1475	1906	.774	838	2702	3540	1965	1509	6	670	1095	389	8858	108.0	-3.6
Orl.	3355	7176	.468	819	2260	.362	1345	1741	.773	868	2892	3760	1998	1556	2	639	1166	402	8874	108.2	-4.8
Den.	3386	7113	.476	893	2364	.378	1234	1671	.738	800	2613	3413	2028	1699	11	654	1131	391	8899	108.5	+1.5
Atl.	3336	7107	.469	949	2519	.377	1301	1686	.772	841	2785	3626	2137	1661	8	710	1238	453	8922	108.8	-5.5
LA-C	3298	7193	.459	881	2477	.356	1457	1864	.782	871	2706	3577	2015	1803	10	699	1154	462	8934	109.0	+0.0
LA-L	3366	7374	.456	855	2469	.346	1402	1843	.761	840	2835	3675	1932	1679	10	682	1170	447	8989	109.6	-1.5
Clev.	3429	7238	.474	956	2596	.368	1200	1588	.756	812	2766	3578	2122	1696	5	613	1105	340	9014	109.9	+0.9
Chi.	3360	7115	.472	990	2678	.370	1307	1660	.787	691	3053	3744	2123	1425	6	588	1111	423	9017	110.0	-7.0
Bkn.	3418	7334	.466	741	2010	.369	1471	1921	.766	853	2981	3834	1782	1615	7	630	1015	450	9048	110.3	-3.7
N.O.	3423	7539	.454	891	2509	.355	1317	1679	.784	887	2843	3730	1947	1669	14	670	1186	344	9054	110.4	+1.3
Phoe.	3426	7274	.471	895	2398	.373	1543	2014	.766	855	2906	3761	1910	1715	13	712	1098	488	9290	113.3	-9.4



* * * * *

FINAL NBA TEAM STATISTICS (PER GAME)

	FIELD GOALS					3-PT. F.G.'S			FREE THROWS			-- REBOUNDS --			-----MISCELLANEOUS -----						
TEAM	G	MADE	ATT	PCT	MADE	ACT	PCT	MADE	ATT	PCT	OFF	DEF	TOT	AST	PF	DQ	STL	TO	BLK	PTS	
Atl.	82	38.17	85.55	.446	11.18	31.02	.360	15.83	20.17	.785	9.06	32.84	41.90	23.73	19.59	0.15	7.78	15.55	4.24	103.4	
Bos.	82	38.30	85.06	.450	11.45	30.39	.377	15.95	20.70	.771	9.35	35.10	44.45	22.46	19.73	0.09	7.37	14.01	4.55	104.0	
Bkn.	82	38.24	86.76	.441	12.70	35.66	.356	17.41	22.56	.772	9.66	34.78	44.44	23.67	20.59	0.12	6.24	15.18	4.76	106.6	
Cha.	82	38.99	86.66	.450	10.05	27.23	.369	20.20	27.02	.747	10.09	35.38	45.46	21.59	17.18	0.06	6.82	12.70	4.55	108.2	
Chi.	82	38.66	88.84	.435	11.05	31.09	.355	14.56	19.20	.759	9.63	35.02	44.66	23.45	19.16	0.06	7.63	13.99	3.52	102.9	
Clev.	82	40.38	84.76	.476	11.96	32.15	.372	18.15	23.28	.779	8.45	33.67	42.12	23.37	18.59	0.01	7.10	13.73	3.80	110.9	
Dall.	82	38.15	85.88	.444	11.79	32.78	.360	14.23	18.66	.763	8.12	33.13	41.26	22.66	19.24	0.07	7.05	12.28	3.78	102.3	
Den.	82	40.71	86.61	.470	11.46	30.93	.371	17.12	22.32	.767	11.00	33.51	44.51	25.11	18.70	0.12	7.65	14.95	4.93	110.0	
Det.	82	39.12	86.94	.450	10.80	28.94	.373	14.72	19.77	.745	10.12	33.61	43.73	22.78	18.39	0.09	7.66	13.44	3.87	103.8	
G.S.	82	42.79	85.12	.503	11.29	28.90	.391	16.59	20.34	.815	8.43	35.09	43.51	29.29	19.60	0.05	8.00	15.43	7.46	113.5	
Hou.	82	38.71	84.22	.460	15.32	42.32	.362	19.62	25.13	.781	9.01	34.45	43.46	21.55	19.48	0.09	8.52	13.84	4.78	112.4	
Ind.	82	40.79	86.38	.472	9.04	24.51	.369	14.94	19.18	.779	9.61	32.73	42.34	22.18	18.83	0.04	8.79	13.27	4.15	105.6	
LA-C	82	40.27	85.41	.471	9.48	26.78	.354	18.98	25.55	.743	10.15	33.73	43.88	22.34	19.98	0.09	7.66	14.68	4.54	109.0	
LA-L	82	40.71	88.39	.461	10.02	29.07	.345	16.63	23.29	.714	10.68	35.70	46.38	23.77	21.17	0.13	7.72	15.79	4.73	108.1	
Mem.	82	36.74	82.78	.444	9.24	26.24	.352	16.60	21.12	.786	9.51	31.02	40.54	21.55	23.17	0.18	7.48	14.96	4.83	99.3	
Miami	82	38.83	85.33	.455	11.01	30.56	.360	14.74	19.52	.755	9.30	34.16	43.46	22.71	20.10	0.13	7.56	14.38	5.33	103.4	
Milw.	82	39.72	83.01	.478	8.76	24.68	.355	18.28	23.35	.783	8.39	31.45	39.84	23.23	21.37	0.10	8.80	13.84	5.40	106.5	
Minn.	82	41.04	86.13	.476	8.02	22.50	.357	19.41	24.15	.804	10.34	31.62	41.96	22.70	18.23	0.15	8.40	12.45	4.21	109.5	
N.O.	82	42.68	88.30	.483	10.21	28.20	.362	16.15	20.93	.772	8.68	35.66	44.34	26.77	19.15	0.06	8.01	14.91	5.91	111.7	
N.y.	a82	40.66	87.72	.464	8.21	23.34	.352	14.94	18.99	.787	10.48	33.56	44.04	23.32	20.51	0.11	6.73	14.73	5.13	104.5	
OKC.	82	39.89	88.05	.453	10.74	30.37	.354	17.33	24.21	.716	12.49	32.57	45.06	21.34	20.16	0.07	9.06	13.98	5.02	107.9	
Orl.	82	38.80	85.88	.452	10.29	29.33	.351	15.50	20.46	.757	8.80	32.83	41.63	23.43	19.26	0.05	7.59	14.54	4.88	103.4	
Phil.	82	40.84	86.56	.472	10.99	29.82	.369	17.13	22.78	.752	10.89	36.54	47.43	27.09	22.09	0.11	8.32	16.50	5.12	109.8	
Phoe.	82	38.45	87.09	.442	9.30	27.88	.334	17.72	23.93	.741	10.27	33.85	44.12	21.26	22.04	0.23	6.94	15.71	4.51	103.9	
Port.	82	39.29	86.98	.452	10.30	28.15	.366	16.73	20.91	.800	10.18	35.28	45.46	19.50	19.50	0.09	6.99	13.52	5.16	105.6	
Sac.	82	38.77	86.13	.450	9.00	23.99	.375	12.29	16.72	.735	9.48	31.44	40.91	21.56	19.99	0.04	7.84	13.72	4.15	98.8	
S.A.	82	39.05	85.35	.457	8.49	24.11	.352	16.15	20.91	.772	10.35	33.87	44.22	22.78	17.17	0.04	7.66	13.15	5.61	102.7	
Tor.	82	41.26	87.43	.472	11.80	32.99	.358	17.34	21.83	.794	9.76	34.23	43.99	24.33	21.74	0.06	7.63	13.35	6.10	111.7	
Utah	82	38.28	82.89	.462	10.82	29.57	.366	16.77	21.54	.779	9.02	34.23	43.26	22.43	19.61	0.02	8.63	14.70	5.12	104.1	
Wash.	82	39.94	85.59	.467	9.93	26.50	.375	16.80	21.78	.772	10.04	33.09	43.12	25.18	21.29	0.11	7.87	14.59	4.30	106.6	

League Statistics

FINAL NBA OPPONENT STATISTICS (PER GAME)

		FIELD GOALS			3-PT. F.G.'S			FREE THROWS			-- REBOUNDS --			-----MISCELLANEOUS -----						
TEAM	G	MADE	ATT	PCT	MADE	ACT	PCT	MADE	ATT	PCT	OFF	DEF	TOT	AST	PF	DQ	STL	TO	BLK	PTS
Atl.	82	40.68	86.67	.469	11.57	30.72	.377	15.87	20.56	.772	10.26	33.96	44.22	26.06	20.26	0.10	8.66	15.10	5.52	108.8
Bos.	82	37.39	85.04	.440	9.38	27.68	.339	16.27	21.32	.763	9.65	34.20	43.84	21.27	19.16	0.07	7.24	14.13	4.44	100.4
Bkn.	82	41.68	89.44	.466	9.04	24.51	.369	17.94	23.43	.766	10.40	36.35	46.76	21.73	19.70	0.09	7.68	12.38	5.49	110.3
Cha.	82	41.10	87.79	.468	11.29	30.09	.375	14.48	18.22	.795	8.43	35.26	43.68	24.74	22.43	0.11	6.61	13.56	4.93	108.0
Chi.	82	40.98	86.77	.472	12.07	32.66	.370	15.94	20.24	.787	8.43	37.23	45.66	25.89	17.38	0.07	7.17	13.55	5.16	110.0
Clev.	82	41.82	88.27	.474	11.66	31.66	.368	14.63	19.37	.756	9.90	33.73	43.63	25.88	20.68	0.06	7.48	13.48	4.15	109.9
Dall.	82	39.26	83.78	.469	10.66	29.40	.363	16.18	21.39	.757	8.84	36.91	45.76	23.52	19.56	0.02	7.24	13.73	4.50	105.4
Den.	82	41.29	86.74	.476	10.89	28.83	.378	15.05	20.38	.738	9.76	31.87	41.62	24.73	20.72	0.13	7.98	13.79	4.77	108.5
Det.	82	39.10	85.22	.459	11.07	30.82	.359	14.65	18.88	.776	9.22	34.55	43.77	25.17	18.43	0.05	7.28	14.82	4.85	103.9
G.S.	82	40.20	90.00	.447	10.40	29.17	.357	16.70	22.04	.758	10.89	31.61	42.50	23.59	18.49	0.05	8.74	14.33	3.66	107.5
Hou.	82	39.56	85.57	.462	10.11	28.84	.351	14.65	19.63	.746	8.66	33.39	42.05	22.40	20.37	0.13	7.43	14.56	4.43	103.9
Ind.	82	39.39	84.79	.465	10.61	30.44	.349	14.79	19.54	.757	10.22	32.74	42.96	23.23	18.46	0.06	7.04	15.50	5.22	104.2
LA-C	82	40.22	87.72	.459	10.74	30.21	.356	17.77	22.73	.782	10.62	33.00	43.62	24.57	21.99	0.12	8.52	14.07	5.63	109.0
LA-L	82	41.05	89.93	.456	10.43	30.11	.346	17.10	22.48	.761	10.24	34.57	44.82	23.56	20.48	0.12	8.32	14.27	5.45	109.6
Mem.	82	37.15	80.33	.462	10.66	28.99	.368	20.59	26.78	.769	9.54	32.96	42.50	22.15	20.41	0.05	8.07	14.77	5.13	105.5
Miami	82	37.68	83.82	.450	9.57	26.60	.360	18.00	22.99	.783	9.07	34.04	43.11	20.98	19.35	0.06	7.51	14.15	4.61	102.9
Milw.	82	39.13	83.70	.468	10.11	27.13	.373	18.40	23.49	.783	9.96	32.76	42.72	23.65	19.91	0.10	7.13	15.60	4.46	106.8
Minn.	82	40.22	84.66	.475	10.85	29.65	.366	15.99	20.52	.779	9.79	32.02	41.82	23.93	20.87	0.07	6.45	15.10	4.66	107.3
N.O.	82	41.74	91.94	.454	10.87	30.60	.355	16.06	20.48	.784	10.82	34.67	45.49	23.74	20.35	0.17	8.17	14.46	4.20	110.4
N.Y.	82	39.43	86.32	.457	11.18	30.41	.368	17.99	23.24	.774	10.22	32.95	43.17	23.96	18.40	0.07	8.17	13.35	4.74	108.0
OKC.	82	38.49	83.96	.458	11.22	30.57	.367	16.24	21.13	.769	9.54	32.63	42.17	23.30	21.34	0.10	7.68	16.02	4.60	104.4
Orl.	82	40.91	87.51	.468	9.99	27.56	.362	16.40	21.23	.773	10.59	35.27	45.85	24.37	18.98	0.02	7.79	14.22	4.90	108.2
Phil.	82	38.05	87.62	.434	10.11	29.60	.342	19.10	25.63	.745	9.98	32.21	42.18	21.73	20.37	0.18	8.50	14.30	5.09	105.3
Phoe.	82	41.78	88.71	.471	10.91	29.24	.373	18.82	24.56	.766	10.43	35.44	45.87	23.29	20.91	0.16	8.68	13.39	5.95	113.3
Port.	82	38.37	85.88	.447	9.68	26.57	.364	16.61	21.99	.755	9.30	33.60	42.90	20.18	19.07	0.06	7.34	12.63	5.10	103.0
Sac.	82	38.74	82.43	.470	11.90	31.54	.377	16.43	21.46	.765	9.09	34.67	43.76	23.65	17.34	0.05	7.76	14.33	4.74	105.8
S.A.	82	38.18	84.28	.453	9.15	26.27	.348	14.33	18.89	.759	9.22	33.30	42.52	21.78	19.74	0.09	7.59	14.09	3.88	99.8
Tor.	82	38.40	85.57	.449	8.91	24.95	.357	18.16	23.67	.767	9.83	32.59	42.41	21.77	19.91	0.11	7.17	14.34	4.89	103.9
Utah	82	37.28	82.98	.449	9.49	25.99	.365	15.79	20.49	.771	8.66	32.95	41.61	19.95	20.52	0.11	8.27	14.93	4.63	99.8
Wash.	82	38.96	84.37	.462	10.18	29.18	.349	17.91	23.55	.761	9.82	32.71	42.52	22.33	19.99	0.11	7.82	14.91	4.67	106.0





TEAM STATISTICS, RANK WITHIN LEAGUE

	ATL	BOS	BKN	CHA	CHI	CLE	DAL	DEN	DET	GS	HOU	IND	LAC	LAL	MEM	MIA	MIL	MIN	NO	NY	OKC	ORL	<u>PHI</u>	PHO	POR	SAC	SA	TOR	UTA	WAS
Points/game	23	3	28	19	27	26	12	22	8	18	6t	9	24	25	13	4	16	17	29	20	10	21	11	30	5	14	1t	6t	1t	15
FG pct.	24	2	19	22	27	28	23	30	14	3	16	18	13	10	17	7	21	29	9	11	12	20	1	26	4	25	8	5	6	15
FT pct.	20	12	14	30	29	5	6	1	23	8	3	7	25	10	18	26	27	24	28	22	17	21	2	15	4	13	9	16	19	11
3-pt FG pct.	28	1	23	27	24	22	15	30	12	10	7	5	9	3	21	13	25	18	8	20	19	14	2	26	16	29	4	11	17	6
Off. Reb./gm	24	13	25	1t	1t	1t	18	5	14	8t	3t	21t	28	23	11t	6	19	15	29	21t	11t	27	20	26	10	7	8t	17	3t	16
Def. Reb./gm	18	20	28	25	30	17	29	2	21	1	15	8	13	22	12	19	9	3	23t	10t	6	26	4	27	16	23t	14	5	10t	7
Rebounds/game	23	22	30	19	26	18	27	2	21	8t	4	14	17	24	8t	15	12	3	25	16	5	28	6	29	13	20	10t	7	1	10t
Assists/game	30	4	5t	26	29	28	15	25	27	17	11	12	24	16	9	3	18t	21	20	22	14	23	5t	13	2	18t	8	7	1	10
Steals/game	28	7t	15t	2	5t	12	7t	20	9	30	11	3	27	25	21	13	4	1	22t	12t	15t	18	26	29	10	17	14	5t	24	19
Turnovers/gm	4t	19	30	24	25	26	23	22	8	13t	10	3	21	16	9	18	2	4t	11	28	1	17	15	27	29	13t	20	12	6	7
Blocks/gm	28	6	27	20	24	3	8	16	17	1	5	25	29	26	23	10	7	12	4	14t	9	19	21	30	22	14t	2	18	11	13
Pers.Fouls/gm	14	22	19	1	29	7	20	6	27	25	11t	26	2	9	10	21	16t	5	13	28	3	24	11t	4	23	30	18	16t	8	15
DQ/game	12t	17t	15t	8t	17t	21t	29t	4t	25t	25t	4t	21t	6t	6t	25t	21t	12t	17t	2	17t	12t	29t	1	3	21t	25t	15t	8t	8t	8t

OPPONENT STATISTICS, RANK WITHIN LEAGUE

	ATL	BOS	BKN	CHA	CHI	CLE	DAL	DEN	DET	GS	HOU	IND	LAC	LAL	MEM	MIA	MIL	MIN	NO	NY	OKC	ORL	<u>PHI</u>	PHO	POR	SAC	SA	TOR	UTA	WAS
Points/game	23	3	28	19	27	26	12	22	8	18	6t	9	24	25	13	4	16	17	29	20	10	21	11	30	5	14	1t	6t	1t	15
FG pct.	24	2	19	22	27	28	23	30	14	3	16	18	13	10	17	7	21	29	9	11	12	20	1	26	4	25	8	5	6	15
FT pct.	20	12	14	30	29	5	6	1	23	8	3	7	25	10	18	26	27	24	28	22	17	21	2	15	4	13	9	16	19	11
3-pt FG pct.	28	1	23	27	24	22	15	30	12	10	7	5	9	3	21	13	25	18	8	20	19	14	2	26	16	29	4	11	17	6
Off. Reb./gm	24	13	25	1t	1t	1t	18	5	14	8t	3t	21t	28	23	11t	6	19	15	29	21t	11t	27	20	26	10	7	8t	17	3t	16
Def. Reb./gm	18	20	28	25	30	17	29	2	21	1	15	8	13	22	12	19	9	3	23t	10t	6	26	4	27	16	23t	14	5	10t	7
Rebounds/game	23	22	30	19	26	18	27	2	21	8t	4	14	17	24	8t	15	12	3	25	16	5	28	6	29	13	20	10t	7	1	10t
Assists/game	30	4	5t	26	29	28	15	25	27	17	11	12	24	16	9	3	18t	21	20	22	14	23	5t	13	2	18t	8	7	1	10
Steals/game	28	7t	15t	2	5t	12	7t	20	9	30	11	3	27	25	21	13	4	1	22t	12t	15t	18	26	29	10	17	14	5t	24	19
Turnovers/gm	4t	19	30	24	25	26	23	22	8	13t	10	3	21	16	9	18	2	4t	11	28	1	17	15	27	29	13t	20	12	6	7
Blocks/gm	28	6	27	20	24	3	8	16	17	1	5	25	29	26	23	10	7	12	4	14t	9	19	21	30	22	14t	2	18	11	13
Pers.Fouls/gm	14	22	19	1	29	7	20	6	27	25	11t	26	2	9	10	21	16t	5	13	28	3	24	11t	4	23	30	18	16t	8	15
DQ/game	12t	17t	15t	8t	17t	21t	29t	4t	25t	25t	4t	21t	6t	6t	25t	21t	12t	17t	2	17t	12t	29t	1	3	21t	25t	15t	8t	8t	8t

TEAM/OPPONENT STATISTICS, RANK WITHIN LEAGUE

	ATL	BOS	BKN	CHA	CHI	CLE	DAL	DEN	DET	GS	HOU	IND	LAC	LAL	MEM	MIA	MIL	MIN	NO	NY	OKC	ORL	<u>PHI</u>	PHO	POR	SAC	SA	TOR	UTA	WAS
Pts./game./diff.	26	6	24	17	29	14	22	11	19	3	1	12	18	21	27	16	20	10	13	23	7	25	4	30	9	28	8	2	5	15
Off. Reb. Pct.	22	18	24	16	25	27	30	2	13	23	21	12	8	7	15	19	26	4	28	5	1	29	3	14	10	20	6	11	17	9
Def. Reb. Pct.	27	11	19	1	2	17	7	15	10	25	3	26	28	12	22	6	29	24	20	21	16	30	9	23	5	14	8	13	4	18
Total Reb. Pct.	26	17	23	4	10	25	27	3	11	24	9	21	18	8	22	16	29	13	28	12	1	30	2	20	5	19	6	14	7	15

League Statistics

ATTENDANCE

TEAM	HOME ATTENDANCE			ROAD ATTENDANCE		
	G	ATT	AVG	G	ATT	AVG
Atlanta Hawks	41	590,769	14,409	41	729,839	17,801
Boston Celtics	41	763,584	18,624	41	760,822	18,557
Brooklyn Nets	41	639,510	15,598	41	725,099	17,685
Charlotte Hornets	41	671,404	16,376	41	722,558	17,623
Chicago Bulls	41	851,824	20,776	41	739,242	18,030
Cleveland Cavaliers	41	843,042	20,562	41	781,477	19,060
Dallas Mavericks	41	811,453	19,792	41	712,566	17,380
Denver Nuggets	41	702,796	17,141	41	732,712	17,871
Detroit Pistons	41	713,945	17,413	41	736,330	17,959
Golden State Warriors	41	803,436	19,596	41	774,248	18,884
Houston Rockets	41	732,722	17,871	41	753,134	18,369
Indiana Pacers	41	658,119	16,052	41	727,547	17,745
Los Angeles Clippers	41	697,812	17,020	41	729,030	17,781
Los Angeles Lakers	41	776,328	18,935	41	766,568	18,697
Memphis Grizzlies	41	653,863	15,948	41	711,289	17,349
Miami Heat	41	804,910	19,632	41	745,274	18,177
Milwaukee Bucks	41	685,303	16,715	41	753,614	18,381
Minnesota Timberwolves	41	699,308	17,056	41	731,886	17,851
New Orleans Pelicans	41	673,920	16,437	41	734,378	17,912
New York Knickerbockers	41	792,608	19,332	41	745,965	18,194
Oklahoma City Thunder	41	746,323	18,203	41	773,542	18,867
Orlando Magic	41	734,531	17,915	41	723,704	17,651
Philadelphia 76ers	41	833,503	20,329	41	737,198	17,980
Phoenix Suns	41	690,576	16,843	41	722,045	17,611
Portland Trail Blazers	41	795,328	19,398	41	719,823	17,557
Sacramento Kings	41	719,903	17,559	41	716,618	17,478
San Antonio Spurs	41	754,562	18,404	41	755,528	18,428
Toronto Raptors	41	813,431	19,840	41	724,603	17,673
Utah Jazz	41	734,806	17,922	41	717,311	17,495
Washington Wizards	41	739,302	18,032	41	724,971	17,682
TOTALS	1230	22,128,921	17,991	1230	22,128,921	17,991







Phila Unite