2018-2019 MEDIA GUIDE

2018-19 PHILADELPHIA 76ERS MEDIA GUIDE

GENERAL INFORMATION

Table of Contents 1
Media Guidelines 2
76ers Media Members & Stats Crew 3
TV & Radio Coverage 4-6
Philadelphia 76ers Training Complex 7
NBA Directory 8
NBA G League Directory 9-10
Delaware Blue Coats 11-12
2017-18 G League Seson In Review 13-15
The Center 16-17

76ERS MANAGING AND LIMITED PARTNERS

Managing Partner Josh Harris 19
Co-Managing Partner David Blitzer 19
Limited Partners 20-23

76ERS FRONT OFFICE

General Manager Elton Brand 26
Head Coach Brett Brown 27
Basketball Operations Staff 28-33
76ers Medical Staff 34
HBSE CEO Scott O'Neil 36
HBSE President Hugh Weber 37
76ers President Chris Heck 38
76ers Executives 39-40

COMMUNITY

Social Responsibility Platforms 42
Our Programs & Activities 43-45
World B. Free 46
NBA Cares 47

PLAYERS

Jerryd Bayless 50-51
Jonah Bolden 52-53
Wilson Chandler 54-55
Robert Covington 56-57
Joel Embiid 58-59
Markelle Fultz 60-61
Demetrius Jackson 62-63
Amir Johnson 64-65
Furkan Korkmaz 66-67
T.J. McConnell 68-69
Shake Milton 70-71
Mike Muscala 72-73
JJ Redick 74-75
Dario Saric 76-77
Landry Shamet 78-79
Ben Simmons 80-81
Zhaire Smith 82-83
Player Bios Continued 84-89
2017-18 Roster 90
Players in the System 91

YEAR IN REVIEW

Season Statistics 94
Game-by-Game Results 95
Player Season-Highs 96-97
Record Breakdown 98
Season Transactions 99
Single Game Highs 100
Miscellaneous Statistics 101
2017-18 Scoring 102-103
2017-18 League Statistics 104-108

OPPONENTS

Atlanta Hawks 110-112
Boston Celtics 113-115
Brooklyn Nets 116-118
Charlotte Hornets 119-120
Chicago Bulls 121-123
Cleveland Cavaliers 124-126
Dallas Mavericks 127-128
Denver Nuggets 129-130
Detroit Pistons 131-133
Golden State Warriors 134-136
Houston Rockets 137-138
Indiana Pacers 139-140
Los Angeles Clippers 140-141
Los Angeles Lakers 143-145
Memphis Grizzlies 146-147
Miami Heat 148-149
Milwaukee Bucks 150-152
Minnesota Timberwolves 153-154
New Orleans Pelicans 155-156
New York Knicks 157-159
Oklahoma City Thunder 160-161
Orlando Magic 162-163
Phoenix Suns 164-165
Portland Trail Blazers 166-167
Sacramento Kings 168-170
San Antonio Spurs 171-172
Toronto Raptors 173-174
Utah Jazz 175-176
Washington Wizards 177-179

HISTORY

Historical Look at the Sixers 182-184
Ownership/GMs/Nickname 185
All-Time Head Coaches 186-187
Uniform History 188-199
Uniform Numbers 190-192
Draft History 193-197
Season-by-Season Statistics 198-199
Yearly Record Breakdown 200
Monthly Record Breakdown 201
Opening Night Lineups 202
Opening Night Results 203
Biggest Wins & Losses 204
Record Breakdown 205
All-Time High & Low Scores 206-207
All-Time Overtime Results 208-209
Longest Streaks 210
Attendance Breakdown 211-212
Triple-Doubles 213

HONORS

All-NBA Selections 216
Award Winners 217
All-Star Weekend Participants 218
Hall-of-Famers 219
Retired Numbers 220-223

RECORDS

Team Single-Game 226
Team Single-Season 227
Individual Single-Game 228-229
40 & 50-Point Clubs 230-231
Individual Highs (Game) 232
Opponents All-Time Leaders 233
Individual Highs (Season) 234-236
Individual Highs (Career) 237-239
All-Time Rookie Leaders 240
Franchise Scoring Leaders 241
Yearly Leaders 242-252
The Center Records 253-254

PLAYOFFS

Team Single-Game Records 256
Individual Single-Game Records 257
Career Playoff Leaders 258-259
Year-by-Year Breakdown 260
All-Time Playoffs Results 261-266
Final Game Results 267
All-Time Playoff Breakdown 268
Single-Game Top Performances 269

YEAR-BY-YEAR RESULTS

1949-50-2017-18 272-341

ALL-TIME SIXERS ROSTER

All-Time Roster 342-410
All-Time Roster By School 411-414
All-Time Alphabetical Roster 415-417

SIXERS QUICK FACTS

Home Court: The Center
Capacity: 20,478
Colors: Red, White, Blue

FRANCHISE TIMELINE

Syracuse Nationals (1949-50)
Philadelphia 76ers (1963-64)

TV OUTLETS

NBC Sports Philadelphia, NBC Sports Philadelphia+

RADIO FLAGSHIP

The Fanatic (97.5 FM, 950 AM)

SIXERS KEY PHONE NUMBERS

Executive Offices: 215.339.7600
Ticket Office: 215.339.7676
Public Relations: 215.339.7666

MAILING ADDRESS

Philadelphia 76ers Training Complex
3 Banner Way
Camden, NJ 08103

2018-19 PHILADELPHIA 76ERS MEDIA GUIDE CREDITS: Editors: Rob King, Matt Scull, Zack Neiner; Editorial Assistance: Lara Price, Dave Sholler, Patrick Rees and Lara Toscani Weems. Design and page layout: Abby Cook, Philadelphia 76ers. Statistical sections of the media guide have been compiled with the help of the 76ers Communications staff with research assistance provided by Elias Stats Bureau.

© 2018 Philadelphia 76ers

All NBA and team insignia depicted in this publication are the property of NBA Properties, Inc. and the respective teams of the NBA and may not be reproduced for commercial purposes without the prior written consent of NBA Properties, Inc.

The information contained in this publication was compiled by the Philadelphia 76ers and is provided as a courtesy to our fans and the press and may be used only for personal or editorial purposes. Any commercial use of this information is prohibited without prior written consent of the Philadelphia 76ers.

GENERAL INFORMATION

Welcome.

The Philadelphia 76ers would like to welcome all members of the media to the 2018-19 sesaon, our 23rd season in The Center and our 56th in the City of Brotherly Love. We ask you to please read this section carefully and thank you in advance for your anticipated cooperation

Dave Sholler
Vice President, Communications
davesholler@76ers.com
(609) 992-1315

Patrick Rees
Senior Director, Public Relations
patrickrees@76ers.com
(202) 365-7920

Lara Toscani Weems
Senior Director, Corporate Communications (HBSE)
laratoscani@76ers.com
(610) 675-8153

Rob King
Manager, Media Relations
robertking@76ers.com
(516) 662-4117

Zack Neiner
Communications Coordinator
zackneiner@76ers.com
484-889-7174

CREDENTIALS: Appropriate credentials are required for access to The Center and should be kept visible at all times. A limited number of season credentials are issued each season to outlets that plan to cover the 76ers on a game-by-game basis. A single-game credential allows the same access and privileges as a season pass. In accordance with NBA rules, all season passes must include a photo headshot of the approved individual. Media members wishing to cover a single game must contact the Philadelphia 76ers Public Relations staff by noon the day before the intended game. Passes are issued on a space-available basis for all single-game requests. Credentials will be left at the Press Entrance (located on the North side of the Main Concourse Level) and can be picked up two hours prior to tip-off on game nights.

ENTRANCE: Media members attending a 76ers game at The Center should enter the building through the Press Entrance, located on the North side of the Main Concourse Level.

PARKING: Media members wishing to cover a single game, and requiring parking, must contact the Philadelphia 76ers Public Relations staff at least 48 hours prior to game day. Media members attending 76ers games should park in Lot F, located along the 11th Street side.

MEDIA ROOM: The media room is located at the Northeast corner of the Event Floor Level. Appropriate credentials are required for media room access. The media room consists of a dining facility, working stations and wireless internet access. Food, game notes, media kits and working space are available to the media during the course of an event. Food and beverages are served three hours before tip-off time. Refreshments are available during the game. A nominal fee of $10 is charged for a pre-game meal.

SEATING: Home and visiting television as well as home and visiting radio will be seated in section 112. All other media will be assigned seats on the baseline (section 118) on a space-available basis.

STILL & VIDEO PHOTOGRAPHERS: Photo work space is limited and your cooperation is appreciated. Still and video photographers are limited to the baselines at each end of the court. In accordance with the NBA policy, no hard-back chairs are permitted courtside and all photographers must keep clear of all designated escape lanes. Rubber lens shades are required for all still photographers who are credentialed to shoot a 76ers game.

LOCKER ROOM ACCESS: The locker rooms are located on the west side (Broad Street) of the Event Level. In accordance with NBA policy, the 76ers locker room will be open 90 minutes prior and close 45 minutes prior to tip-off. Following a ten-minute cooling off period, the locker room will open after the game has been completed. Only credentialed media are allowed in the locker room and no autographs are permitted. All media members are asked to have their passes visible at all times while in The Center.

GAME NOTES & STATS: Game notes for both teams will be available in the press room three hours prior to tip-off. Play-by-play, quarterly boxes, halftime boxes, final notes and quotes will all be disseminated electronically throughout the game night.

PRACTICES & SHOOTAROUNDS: 76ers practices are held at the Philadelphia 76ers Training Complex located in Camden, NJ. Parking is available across from the practice facility on South Front St. and Harbour Blvd. Please contact the Philadelphia 76ers PR department for a temporary parking pass if driving to practice.

PLEASE NOTE: All policies are subject to change. Please contact a representative with the 76ers Public Relations department with any questions.

76ERS MEDIA MEMBERS



John Clark
WCAU-TV

Kyle Neubeck
Philly Voice

Jon Johnson
KYW Newsradio

Rich Hofmann
The Athletic

Dan Gelston
Associated Press

Jack McCaffery
Delaware County Daily Times

Tom Moore
Calkins Newspapers

Keith Pompey
Philadelphia Inquirer

Derek Bodner
The Athletic

Serena Winters
NBC Sports Philadelphia

Kevin Kinkead
Crossing Broad

Sarah Todd
Philadelphia Inquirer

STATS CREW

Ron Pollack, Maria Baran, Dave Berman, Scott Berman, Michael Brock, George Burbage, Pete Gancayco, Jan Giel, Josh Ginter, Bernie Greenberg, Shaughn Howery, Dan Lobacz, Andy Moceri, Bob Mueller, Jim Murray, Mike Notaro, Brian Pollack, Maria Pollack, Scott Ramalho, Norm Starks, Bill Stiles, Mike Sullivan

GENERAL INFORMATION

TELEVISION COVERAGE

Anchored by the performance of multiple Emmy-Award winning play-by-play broadcaster Marc Zumoff, color commentator Alaa Abdelnaby, and multiplatform reporter Serena Winters NBC Sports Philadelphia and NBC Sports Philadelphia+ will team up to broadcast 70 regular season games in the 2018-19 season. The Sixers flagship station, NBC Sports Philadelphia, will air 62 regular season games, while NBC Sports Philadelphia+ will broadcast eight regular season matchups. NBC Sports Philadelphia and NBC Sports Philadelphia+, part of NBC Sports Group, provide award-winning sports news, analysis, live game coverage and original programming to nearly three million viewers in the Philadelphia area, Southern New Jersey and Delaware. Together the networks present more than 500 live game broadcasts annually, featuring the NHL's Philadelphia Flyers, NBA's Philadelphia 76ers, MLB's Philadelphia Phillies, NCAA and high school events, plus extensive coverage of the Philadelphia Eagles. The networks' news and original programming teams have been distinguished with numerous Emmys and Edward R. Murrow Awards, and handle sports coverage for Philadelphia's NBC10 affiliate WCAU-TV. NBCSportsPhiladelphia.com provides fans with comprehensive coverage of Philly's hometown teams with highlights, original stories, and up-to-the minute breaking news. Follow NBC Sports Philadelphia on Twitter at @NBCSPhilly.

In addition to the outstanding on-air personalities, the Sixers broadcast team also has exceptional behind the scenes talent. Producer J.R. Aguila, is joined in the control room by Director Mike Harman. Aguila is a multiple Emmy-Award winner with 35 years of experience working professional sporting events in the Philadelphia market. Harman is in his first full season directing Sixers broadcasts, after previous sports directing experience with Fox Sports and ABC. The duo joins Vice President of Live Events Shawn Oleksiak, a long-time member of the NBA broadcast advisory board and multiple Emmy winner, as well as a producer of over 1,100 Sixers telecasts.

NBC SPORTS PHILADELPHIA @NBCSPHILLY

Brian Monihan
President, NBC Sports Philadelphia

Scott Faccenda
Vice President, Operations

Michelle Murray
Vice President, Content

Shawn Oleksiak
Vice President, Live Events

Cynthia Weiss
Vice President, Marketing



Maureen Quilter
Sr. Director, Communications

J.R. Aguila
Broadcast Producer



Mike Harman
Broadcast Director

MARC ZUMOFF

Television Play-by-Play Announcer

Multiple Emmy-Award winner Marc Zumoff enters his 25th season as the Sixers television play-by-play announcer and his 37th as a part of the 76ers broadcast team. Zumoff, a Philadelphia native, was officially named play-by-play announcer on Aug. 17, 1994. He has been honored with an Emmy for best sports play-by-play broadcaster 18 times. Zumoff has been honored by his alma mater, Temple University, with a Lew Klein Award and is a member of the hall of fame for Temple's School of Communications and Theater. He was also inducted into the Philadelphia Jewish Sports Hall of Fame in 2011. In 2018, Zumoff received the Bill Campbell Award from the Philadelphia Sports Writers, and was named 2018 Pennsylvania Sportscaster of the Year by the National Sports Media Association. Zumoff is a broadcast coach for both aspiring performers as well as experienced professionals. He is also co-author of the textbook Total Sportscasting: Performance, Production and Career Development published by Focal Press. Zumoff also appears regularly at community functions on behalf of the team. Zumoff has done play-by-play for NBC Sports' coverage of the 2016 Rio Olympic Games, as he followed the U.S Women's basketball team to its 6th consecutive gold medal. He's also done play-byplay for NBA TV and for Turner Sports coverage of the NBA, including both regular season and playoff games, the network's coverage of the Goodwill Games as well as play-by-play for NBC Sports Philadelphia's coverage of Philadelphia Union Soccer, and college football. Prior to joining the Sixers broadcast team full time, Zumoff was a part of the now-defunct PRISM Sports Network where he anchored and produced features for 76ers coverage as well as play-by-play for a variety of events and teams in the region, including the Philadelphia Flyers, the Philadelphia Big Five and the Philadelphia Fever of the Major Indoor Soccer League. Zumoff broke into television as the play-by-play talent for the Fever which helped lead to his position with PRISM. During his days at Temple, Zumoff announced Owl football and basketball games. Following his graduation from Temple University, he had stints as a radio news anchor and reporter at WBUD and WTTM Radio in Trenton, N.J. and WHWH Radio in Princeton, N.J., where he broke into play-by-play announcing Princeton Football and Basketball games. Zumoff lives in Philadelphia with his wife Debbie. They have two sons, Jake and Pace, both of whom work in the aviation industry.

ALAA ABDELNABY

Television Color Commentator

Former Philadelphia 76er and NBA veteran Alaa Abdelnaby enters his fourth season as a member of the Sixers broadcast team. His broadcasting resume includes working as a color commentator for Westwood One Radio. He also serves as a color commentator and studio analyst with CBS Sports Network. Abdelnaby has called a number of NCAA Tournament games, including the 2015 Final Four featuring Sixers Jahlil Okafor as a member of the Duke Blue Devils. Abdelnaby is a 1990 graduate of Duke University, where he was a Third-Team All-ACC selection as a senior while averaging 15 points and 7 rebounds in 38 games played. During his collegiate career, he played in three Final Fours. Abdelnaby became the first-round selection of the Portland Trail Blazers (25th overall) in the 1990 NBA Draft. Abdelnaby enjoyed a 10 year career in professional basketball, including five seasons in the NBA and a stint with the Sixers in 1995.

SERENA WINTERS

Multiplatform 76ers Reporter

Serena Winters joins the broadcast crew of Marc Zumoff and Alaa Abdelnaby for the 2018-19 season, as a multiplatform Sixers reporter. Winters joins from NBC Sports Northwest, where she served as host of 'The Bridge,' a daily primetime sports TV show, and contributed to the coverage of the Portland Trail Blazers. Prior to her role with NBC Sports, she was the lead reporter for Lakers Nation, and part of the on-air talent team at Spectrum SportsNet since 2012.

Winters' career in sports journalism started in Santa Barbara where she anchored sports updates and called both play-by-play and color commentary for the men's UC Santa Barbara basketball team. She graduated with a bachelor's degree from the University of California, Santa Barbara, Magna Cum Laude.

GENERAL INFORMATION

RADIO COVERAGE

76ers fans will be able to catch all the Sixers action on the radio in 2018-19, as Tom McGinnis returns for his 24th season as Voice of the Sixers. McGinnis, who hosts pregame, halftime and postgame shows for every game, can be heard on the 76ers Radio Network. The Fanatic (97.5 FM) is entering its fourth full season as the 76ers flagship station.

TOM MCGINNIS

Radio Play-by-Play Announcer

Tom McGinnis enters his 24th season as the voice of the Sixers Radio Network. McGinnis has become one of the most recognizable radio personalities in sports today. While handling all the play-by-play on-air, he also serves as the 76ers Director of Radio Broadcasting. McGinnis hosts numerous 76ers events and community relations efforts in the offseason.

He was recently named 2014 Pennsylvania Sportscaster of the Year by the National Sportscasters and Sportswriters Association (NSSA).

McGinnis, who grew up in Spring Valley, Ill., received a degree in Broadcast Journalism from Northern Illinois University in 1984. He played point guard his first two years in college at Benedictine University in Lisle, Ill. A three-sport standout in high school, McGinnis was recently inducted into the Saint Bede Academy Athletic Hall of Fame.

Prior to joining the 76ers for the 1995-96 season, McGinnis recorded 13 years of broadcasting experience, including seven years at local television stations, four years of play-by-play in the CBA with the Cedar Rapids Silver Bullets (1989-90) and LaCrosse Catbirds (1990-93) and two years calling minor league hockey games with the Cleveland Lumberjacks and the South Carolina Stingrays.

McGinnis lives in New Jersey with his wife, Robin Rieger, formerly of KYW-TV, and their two children, Kenna and Luke.

NBA KEY DATES

July 1-6 ..... Moratorium Period (ends at noon ET on July 6)
July 6 ..... NBA Team may begin signing free agents to contracts (noon ET)
July 2-5 ..... California Classic (Sacramento, CA)
July 2-5 ..... Utah Jazz Summer League (Salt Lake City, UT)
July 6-17 ..... MGM Resorts NBA Summer League (Las Vegas, NV)
August 4 ..... NBA Africa Game 2018, Team Africa vs. Team World (Pretoria, South Africa)
September 7 ..... Naismith Memorial Basketball Hall of Fame Enshrinement (Springfield, MA)
September 21 ..... First allowable date for players participating in preseason NBA Global Games to report to their teams (no earlier than 11 a.m. local time)
September 22 ..... Training Camps open for all teams participating in preseason NBA Global Games
September 24 ..... First allowable date for all other veteran players to report to their teams (no earlier than 11 a.m. local time)
September 25 ..... Training Camps open for all other teams
September 28 ..... NBA Preseason games begin
September 29 ..... NBA Canada Series 2018, Portland Trail Blazers vs. Toronto Raptors (Vancouver)
October 5 ..... NBA China Games 2018, Dallas Mavericks vs. Philadelphia 76ers (Shanghai)
October 8 ..... NBA China Games 2018, Dallas Mavericks vs. Philadelphia 76ers (Shenzhen)
October 10 ..... NBA Canada Series 2018, Brooklyn Nets vs. Toronto Raptors (Montreal)
October 12 ..... NBA Preseason ends
October 15 ..... Rosters set for NBA Opening Day (5 p.m. ET)
October 16 ..... Start of the 2018-19 NBA Regular Season (NBA Tip-Off 2018)
December 13 ..... NBA Mexico City Games 2018, Orlando Magic vs. Chicago Bulls (Mexico City)
December 15 ..... NBA Mexico City Games 2018, Orlando Magic vs. Utah Jazz (Mexico City)
January 5 ..... 10-day contracts may now be signed
January 10 ..... All contracts are guaranteed for the remainder of the season
January 15 ..... Last day to sign NBA Two-Way contracts
January 17 ..... NBA London Game 2019, New York Knicks vs. Washington Wizards (London)
February 7 ..... NBA Trade Deadline (3 p.m. ET)
February 15-17 ..... NBA All-Star 2019 (Charlotte, NC)
March 1 ..... Playoff Eligibility Waiver Deadline
April 10-13 ..... Portsmouth Invitational Tournament (Portsmouth, VA)
April 10 ..... Regular Season ends
April 12 ..... Rosters set for NBA Playoffs 2019 (3 p.m. ET)
April 13 ..... NBA Playoffs 2019 begin
April 21 ..... NBA Early Entry Eligibility Deadline (11:59 p.m. ET)
April 29/April 30 ... Conference Semifinals begin (possible move up to April 27-28)
May 14 ..... NBA Draft Lottery 2019 (Chicago)
May 14-15 ..... Conference Finals begin (possible move up to May 12-13)
May 14-19 ..... NBA Draft Combine 2019 (Chicago)
May 30 ..... NBA Finals 2019 begin
June 10 ..... NBA Draft Early Entry Entrant Withdrawal Deadline (5 p.m. ET)
June 16 ..... The Finals 2019 latest possible date
June 20 ..... NBA Draft 2019

PHILADELPHIA 76ERS TRAINING COMPLEX

76ERS PRACTICE FACILITY

The Philadelphia 76ers officially opened the basketball operations portion of the team's 125,000-square-foot Training Complex on September 23, 2016. The Training Complex, which is the largest in the NBA, is designed to foster team building and unity, communication, innovation, and the spirit of competition. The basketball operations facility includes two NBA regulation-size basketball courts, a 2,800-square-foot player locker room, and state-of-the-art performance, wellness, recovery, and hydrotherapy rooms. The basketball training facility was conceived to be a 24/7 destination for elite NBA and front office talent with amenities including a player restaurant, private balcony, film and press room.

DIRECTIONS TO THE PHILADELPHIA 76ERS TRAINING COMPLEX

PHILADELPHIA 76ERS TRAINING COMPLEX (3 BANNER WAY, CAMDEN, NJ 08103)

BY BUS

- Take NJ Transit Bus from Philadelphia (6th and Race St.) to New Jersey (Broadway and Cooper). The facility is a 10 minute walk from that bus stop.

BY CAR

FROM NEW YORK, NEW JERSEY OR NEW ENGLAND:

- Take the New Jersey Turnpike South to Exit 4, which is NJ-73 N.
- Take NJ-73 N to exit NJ-38 W/Kaighns Ave.
- Continue on Kaighns Ave before turning slightly right onto US-30 W.
- Take the exit toward Martin Luther King Blvd. Continine onto MLK Bvld.
- Turn left onto St. Front Street.

FROM PHILADELPHIA INTERNATIONAL AIRPORT, WASHINGTON, D.C., BALTIMORE OR MARYLAND:

- Take Interstate 95 North.
- Take I-76 E to exit 354 toward US 130 N/NJ-168.
- Keep left, following signs for Camden/Waterfront.
- Take exit 5A toward US-30.
- Follow Dr. Martin Luther King Blvd to S. Front Street.
- Turn left onto S. Front Street.

GENERAL INFORMATION

NATIONAL BASKETBALL ASSOCIATION

NBA ENTERTAINMENT
WOMEN'S NATIONAL BASKETBALL ASSOCIATION
NBA G LEAGUE

NEW YORK
Olympic Tower
645 Fifth Avenue
New York, NY 10022
Telephone: (212) 407-8000
Fax: (212) 832-3861

NEW JERSEY
100 Plaza Drive
Secaucus, NJ 07094
Telephone: (201) 865-1500
Fax: (201) 974-5973

EUROPE
Headquarters - NBA EMEA
Endeavour House
189 Shaftesbury Avenue
London, United Kingdom WC2H 8JR
Telephone: +44-20-7420-8900

BRAZIL
Av Borges de Medeiros, 633
Sala 301 – Leblon
Rio de Janeiro, RJ, Brazil 22430-041
Telephone: +55-21-3206-6400
Fax: +55-21-2586-6001

PHILIPPINES
Unit 1701, World Plaza Building
5th Avenue Corner 30th Street
Bonifacio Global City
Taguig, Philippines
Jandric Lim, Communications
Cell: +63 (917) 791-9457

SPAIN
Leganitos Street 6th Floor
28013 Madrid, Spain
Ignasi Castello, Communications,
Cell: +34-614-200-051

MEXICO
Av. Prolongacion Paseo de
la Reforma 1236, Planta baja
Col. Desarrollo Santa Fe, CP. 05348
Del. Cuajimalpa de Morelos, Ciudad de
Mexico Mexico 1210

CHINA—BEIJING
19th Floor, Office Tower 2,
China Central Place
No. 79 Jianguo Road, Chaoyang District
Beijing, China 100025
Telephone: +86-10-5200-8200
Fax: +86-10-5200-8202

AFRICA
9th Floor GreenPark Corner,
3 Lower Road
Morningside 2196
Johannesburg, South Africa
Telephone: +27-100-072-668

CANADA
50 Bay Street
Suite 1402
Toronto, Ontario
Canada M5J 3A5
Telephone: (416) 682-2000
Fax: (416) 364-0205

CHINA—SHANGHAI
Unit 2703-2708, 27F,
Tower 2 Plaza 66
1366 Nanjing West Road,
Jing An District
Shanghai, China 200040
Telephone: +86-21-6137-2200
Fax: +86-21-6288-9920

INDIA
Tower 1, 10th Floor
Indiabulls Finance Center
Senapati Bapat Marg Mumbai
Maharashtra 400013
Telephone: +91-22-6124-6100

HONG KONG
Room 3101, Lee Gardens One
33 Hysan Avenue
Causeway Bay, Hong Kong
Telephone: +852-2843-9600
Fax: +852-2536-4808

TAIWAN
Suite 1303, No. 88, Section 2
Chung Hsiao East Road
Taipei, Taiwan ROC 100
Telephone: +886-2-2397-8000
Fax: +886-2-2358-1098

NBA G LEAGUE

OLYMPIC TOWER, 645 5TH AVENUE, 18TH FLOOR
NEW YORK, NY 10022
CONTACT: JOANNA SHAPIRO (JSHAPIRO@NBA.COM)

Agua Caliente Clippers of Ontario
1947 East Convention Center Way,
Ontario, CA 91764
Tel: (909) 406-9090
Arena: Citizens Business Bank Arena
Media Relations Contact: Brandon Ehrlich
(behrlich@clippers.com)
Website: www.aguacalienteclippers.com
NBA Affiliation: LA Clippers

Austin Spurs
13581 Pond Springs Road, Suite 108,
Austin, TX 78729
Tel: (512) 236-8333; Fax: (512) 236-8444
Arena: H-E-B Center at Cedar Park
Media Relations Contact: Perri Travillion
(ptravillion@attcenter.com); Lauren Venticinque
(lventicinque@attcenter.com)
Website: www.austinspurs.com
NBA Affiliation: San Antonio

Canton Charge
1101 Market Avenue North,
Canton, OH 44702
Tel: (866) 444-1944; Fax: (330) 489-1703
Arena: Canton Memorial Civic Center
Media Relations Contact: Sean Wyatt
(swyatt@cantoncharge.com); Mike Clark
(mclark@cantoncharge.com)
Website: www.cantoncharge.com
NBA Affiliation: Cleveland

Capital City Go-Go
601 F Street, NW, 4th Floor,
Washington, DC 20004
Tel: (202) 292-1058
Arena: Entertainment & Sports Arena in Congress Heights
Media Relations Contact: Matt Quinn
(mquinn@monumentalsports.com)
Website: www.CapitalCityGoGo.com
NBA Affiliation: Washington

Delaware Blue Coats
3 Banner Way,
Camden, NJ 08103
Tel: (302) 504-7587; Fax: (302)351-5370
Arena: 76ers Fieldhouse
Media Relations Contact:
Alex Yoh (alexyoh@76ers.com)
Website: www.sixers.com/bluecoats
NBA Affiliation: Philadelphia

Erie BayHawks
110 East 8th Street,
Erie, PA 16501
Tel: (814) 790-5600; Fax: (814) 790-5608
Arena: Erie Insurance Arena
Media Relations Contact: Billy Hartman
(billy.hartman@nbaerie.com)
Website: www.nbaerie.com
NBA Affiliation: Atlanta

Fort Wayne Mad Ants
1910 St. Joe Center Rd, Suite 61,
Fort Wayne, IN 46825
Tel: (260) 469-4667; Fax: (260) 469-4674
Arena: Allen County War Memorial Coliseum
Media Relations Contact: Ryan Stevens
(rstevens@ftwaynemadants.com)
Website: www.ftwaynemadants.com
NBA Affiliation: Indiana

Grand Rapids Drive
40 Monroe Center NW, Suite 11,
Grand Rapids MI 49503
Tel: (844) 473-7483
Arena: DeltaPlex Arena
Media Relations Contact: Rob Johnson
(rjohnson@nbagrandrapids.com)
Website: www.nbagrandrapids.com
NBA Affiliation: Detroit

Greensboro Swarm
2411 West Gate City Blvd.,
Greensboro, NC 27403
Tel: (336) 907-3600
Arena: Fieldhouse at the Greensboro Coliseum Complex
Media Relations Contact: Justin Trujillo
(jtrujillo@gsoswarm.com)
Website: www.gsoswarm.com
NBA Affiliation: Charlotte

Iowa Wolves
730 3rd Street,
Des Moines, Iowa 50309
Tel: (515) 564-8550; Fax: (515) 564-8551
Arena: Wells Fargo Arena
Media Relations Contact: Seth Nutting
(seth.nutting@iawolves.com)
Website: www.iawolves.com
NBA Affiliation: Minnesota

Lakeland Magic
701 West Lime Street,
Lakeland, FL 33815
Tel: (863) 825-3258; Fax: (863) 825-3279
Arena: RP Funding Center
Media Relations Contact: Ashley Foss
(afoss@lakelandmagic.com)
Website: www.lakelandmagic.com
NBA Affiliation: Orlando

Long Island Nets
168 39th Street, 8th Floor,
Brooklyn, NY 11232
Tel: (718) 215-2299; Fax: (718) 522-3544
Arena: NYCB Live's Nassau Veterans Memorial Coliseum
Media Relations Contact: Megan Walsh
(mwalsh@brooklynnets.com)
Website: www.longislandnets.com
NBA Affiliation: Brooklyn

GENERAL INFORMATION

NBA G LEAGUE

OLYMPIC TOWER, 645 5TH AVENUE, 18TH FLOOR
NEW YORK, NY 10022
CONTACT: JOANNA SHAPIRO (JSHAPIRO@NBA.COM)

Maine Red Claws
550 Forest Avenue,
Portland, ME 04012
Tel: (207) 210-6655; Fax: (207) 210-6659
Arena: Portland Exposition Building
Media Relations Contact: Evans Boston
(eboston@maineredclaws.com)
Website: www.maineredclaws.com
NBA Affiliation: Boston

Memphis Hustle
191 Beale Street,
Memphis, TN 28103
Tel: (901) 205-1234; Fax: (901) 205-1244
Arena: The Landers Center
Media Relations Contact: Geoffrey Langham
(glangham@grizzlies.com)
Website: www.memphishustle.com
NBA Affiliation: Memphis

Northern Arizona Suns
3201 N. Main Street,
Prescott Valley, AZ 86314
Tel: (928) 772-7867
Arena: Prescott Valley Event Center
Media Relations Contact: Jake Withee
(jwithee@nazsuns.com)
Website: www.nazsuns.com
NBA Affiliation: Phoenix

Oklahoma City Blue
208 Thunder Drive,
Oklahoma City, OK 73102
Tel: (405) 208-4800; Fax: (405) 429-7900
Arena: Cox Convention Center
Media Relations Contact: Laila Wani (lwani@okcthunder.com);
Shelby Willingham
(swillingham@okcthunder.com)
Website: www.oklahomacityblue.com
NBA Affiliation: Oklahoma City

Raptors 905
5600 Rose Cherry Place,
Mississauga, ON L4Z4B6
Tel: (416) 815-5600 Fax: (416) 357-9205
Arena: Paramount Fine Foods Centre
Media Relations Contact: Stefano Toniutti
(Stefano.toniutti@mlse.com)
Website: www.raptors905.com
NBA Affiliation: Toronto

Rio Grande Valley Vipers
4900 S. I-69
Edinburg, Texas, 78539
Tel:(956) 972-1144; Fax: (956) 972-1150
Arena: Bert Ogden Arena
Media Relations Contact: Amairani Ramirez
(mediarelations@rgvipers.com)
Website: www.rgvipers.com
NBA Affiliation: Houston

Salt Lake City Stars
301 West South Temple,
Salt Lake City, UT 84101
Tel: (801) 325-2500
Arena: Lifetime Activities Center – Bruin Arena
Media Relations Contact: Matt de Nesnera
(matt.denesnera@utahjazz.com)
Website: www.slcstars.com
NBA Affiliation: Utah

Santa Cruz Warriors
903 Pacific Avenue, Suite 101,
Santa Cruz, CA 95060
Tel: (831) 731-4396; Fax: (831) 466-3201
Arena: Kaiser Permanente Arena
Media Relations Contact: Massimo Degaudenzi
(massimo@santacruzbasketball.com)
Website: www.santacruzbasketball.com
NBA Affiliation: Golden State

Sioux Falls Skyforce
2131 South Minnesota Ave,
Sioux Falls, SD 57105
Tel: (605) 332-0605; Fax: (605) 332-2305
Arena: Sanford Pentagon
Media Relations Contact: Matt Dykstra
(mdykstra@skyforceonline.com)
Website: www.skyforceonline.com
NBA Affiliation: Miami

South Bay Lakers
2275 E. Mariposa Ave.; El Segundo, CA 90245
Tel: (310) 426-6000; Fax: (310) 426-6031
Arena: Toyota Sports Center
Media Relations Contact: Noah Camarena
(ncamarena@sb-lakers.com)
Website: www.sblakers.com
NBA Affiliation: Los Angeles Lakers

Stockton Kings
400 E. Main, Suite 760, 95202; Stockton, CA
Tel: (888) 465-7209
Arena: Stockton Arena
Media Relations Contact: Rahsaan Gethers
(rgethers@kings.com)
Website: www.stocktonkings.com
NBA Affiliation: Sacramento

DELAWARE BLUE COATS

The re-branded Delaware Blue Coats will play their home games this season at the new 76ers Fieldhouse in Wilmington, Delaware.

The team's new identity was inspired by the 1st Delaware Regiment soldiers who were known for their signature blue combat uniforms and legendary courage during the American Revolution. Sporting 76ers' blue with red and white accents, the Blue Coats' primary logo depicts famed Delawarean and Founding Father Caesar Rodney on his legendary horseback ride of 1776. Rodney, Delaware's representative in the first Continental Congress, rode 80 miles from Wilmington to Philadelphia in a thunderstorm through the night in order to cast a tie-breaking vote for American Independence.

DELAWARE BLUE COATS 2017-18 SEASON RESULTS

Date	Opponent	W/L	Team/Opp	Record
Nov. 3	@Maine	L	109-118	0-1
Nov. 6	Westchester	L	111-113	0-2
Nov. 7	Westchester	L	90-117	0-3
Nov. 10	@Sioux Falls	L	107-111	0-4
Nov. 15	Windy City	L	110-112	0-5
Nov 29	GRAND RAPIDS	L	103-118	2-4
Nov. 17	@Erie	L	84-106	0-6
Nov. 18	@Fort Wayne	L	115-127	0-7
Nov. 21	Wisconsin	L	111-119	0-8
Nov. 25	@Raptors	W	98-92	1-8
Nov. 28	Northern Arizona	W	103-96	2-8
Dec. 2	@Memphis	L	98-101	2-9
Dec. 4	Greensboro	L	91-103	2-10
Dec. 6	@Wisconsin	W	135-112	3-10
Dec. 8	@Canton	L	113-120	3-11
Dec. 12	Maine	W	121-118	4-11
Dec. 15	@Grand Rapids	L	100-108	4-12
Dec. 19	South Bay	W	127-123	5-12
Dec. 23	@Erie	W	134-133	6-12
Dec. 27	Raptors	L	92-117	6-13
Dec. 29	@Iowa	L	99-107	6-14
Jan. 2	Santa Cruz	L	99-114	6-15
Jan. 3	Erie	L	111-112	6-16
Jan. 5	@Greensboro	W	97-84	7-16
Jan. 11	@Salt Lake City	W	131-106	8-16
Jan 13.	Reno	L	114-118	8-17
Jan. 17	Fort Wayne	W	127-120	9-17
Jan. 19	Long Island	L	110-112	9-18
Jan. 20	Erie	L	123-128	9-19
Jan. 24	Raptors	L	84-97	9-20
Jan. 26	@Long Island	L	110-119	9-21
Jan. 30	Lakeland	L	93-118	9-22
Feb. 3	@Grand Rapids	L	113-121	9-23
Feb. 5	Agua Caliente	W	123-89	10-23
Feb. 8	@Westchester	W	96-95	11-23
Feb. 10	@Westchester	L	97-114	11-24
Feb. 12	Greensboro	L	114-119	11-25
Feb. 13	Canton	L	108-110	11-26
Feb. 21	@Windy City	L	112-118	11-27
Feb. 24	@Oklahoma City	W	96-93	12-27
Feb. 26	Lakeland	L	96-113	12-28
Feb. 27	Windy City	L	106-109	12-29
Mar. 3	@Canton	W	115-106	13-29
Mar. 5	Wisconsin	L	123-127	13-30
Mar. 6	Grand Rapids	L	112-121	13-31
Mar. 9	@Fort Wayne	L	110-113	13-32
Mar. 11	@Long Island	W	123-115	14-32
Mar. 13	Maine	W	126-125	15-32
Mar. 16	@Greensboro	W	124-122	16-32
Mar. 23	@Lakeland	L	109-123	16-33
Mar. 24	@Lakeland	L	115-123	16-34

DELAWARE BLUE COATS QUICK FACTS

Website: https://bluecoats.gleague.nba.com/
Ticket Information: (302) 504-7587

Office/Arena: 76ers Fieldhouse
(401 Garasches Lane, Wilmington, Delaware 19801)

Interim General Manager: Matt Lilly
President: Larry Meli
Head Coach: Connor Johnson

2017-18 ASSIGNMENTS AND CALL-UPS

10/26/17: Furkan Korkmaz assigned to Delaware
10/26/17: Furkan Korkmaz recalled to the Philadelphia 76ers
11/3/17: Furkan Korkmaz assigned to Delaware
11/8/17: Furkan Korkmaz recalled to the Philadelphia 76ers
11/17/17: Furkan Korkmaz assigned to Delaware
11/18/17: Furkan Korkmaz recalled to the Philadelphia 76ers
11/21/17: Furkan Korkmaz assigned to Delaware
11/22/17: Furkan Korkmaz recalled to the Philadelphia 76ers
11/28/17: Furkan Korkmaz assigned to Delaware
11/29/17: Furkan Korkmaz recalled to the Philadelphia 76ers
12/1/17: Furkan Korkmaz assigned to Delaware
12/3/17: Furkan Korkmaz recalled to the Philadelphia 76ers
12/4/17: Furkan Korkmaz assigned to Delaware
12/5/17: Furkan Korkmaz recalled to the Philadelphia 76ers
12/7/17: Furkan Korkmaz assigned to Delaware
12/7/17: Furkan Korkmaz recalled to the Philadelphia 76ers
12/8/17: Furkan Korkmaz assigned to Delaware
12/9/17: Furkan Korkmaz recalled to the Philadelphia 76ers
12/14/17: Furkan Korkmaz assigned to Delaware
12/17/17: Furkan Korkmaz recalled to the Philadelphia 76ers

GENERAL INFORMATION

DELAWARE BLUE COATS STAFF

Interim General Manager	Matt Lilly
Head Coach	Connor Johnson
Assistant Coach	Chase Buford
Assistant Coach	Jason Crafton
Assistant Coach	Kelly Peters
Manager, Player Development	Ty Abbott
Head Strength & Conditioning Coach	Cliff Spiller
Head Athletic Trainer	Daniel Erickson
President	Larry Meli
Sr. Director, Marketing & Communications	Alex Yoh
Manager, Sales & Service	Justine Heidengren
Partnership Activation Coordinator	Kyle Hagenman
Marketing Coordinator	Joe Kane
Account Executive	Nate Johnson
Account Executive	Felicia Cruel
Account Executive	Michael Bojsza
Account Executive	Ryan McGovern
Ambassador of Basketball	Joe Richmond
Communications Associate	Matt Murphy

DELAWARE BLUE COATS

2017-18 NBA G LEAGUE FINAL REGULAR SEASON STANDINGS

G LEAGUE EASTERN CONFERENCE

G League Atlantic Division

Team	W	L	Pct	GB	Home		Road		Last10	Streak
Westchester	32	18	.640	---	13	12	19	6	6-4	Lost 1
Raptors 905	31	19	.620	1.0	18	7	13	12	7-3	Won 1
Long Island	27	23	.540	5.0	14	11	13	12	4-6	Lost 1
Maine	17	33	.340	15.0	14	11	3	22	0-1	Lost 10

G League Central Division

Team	W	L	Pct	GB	Home		Road		Last10	Streak
Fort Wayne	29	21	.580	---	19	6	10	15	4-6	Lost 1
Grand Rapids	29	21	.580	---	16	9	13	12	7-3	Won 6
Windy City	24	26	.480	5.0	13	12	11	14	6-4	Won 1
Canton	22	28	.440	7.0	9	16	13	12	6-4	Won 3
Wisconsin	21	29	.420	8.0	8	17	13	12	3-7	Lost 4

G League Southeast Division

Team	W	L	Pct	GB	Home		Road		Last10	Streak
Erie	28	22	.560	---	15	10	13	12	7-3	Won 2
Lakeland	28	22	.560	---	15	10	13	12	8-2	Won 6
Delaware	16	34	.320	12.0	6	19	10	15	4-6	Lost 2
Greensboro	16	34	.320	12.0	9	16	7	18	3-7	Lost 2

G LEAGUE WESTERN CONFERENCE

G League Southwest Division

Team	W	L	Pct	GB	Home		Road		Last10	Streak
Austin	32	18	.640	---	17	8	15	10	7-3	Won 1
Rio Grande Valley	29	21	.580	3.0	14	11	15	10	6-4	Lost 1
Texas	29	21	.580	3.0	16	9	13	12	6-4	Won 1
Salt Lake City	16	34	.320	16.0	11	14	5	20	4-6	Lost 5

G League Pacific Division

Team	W	L	Pct	GB	Home		Road		Last10	Streak
Reno	29	21	.580	---	14	11	15	10	6-4	Won 3
South Bay	28	22	.560	1.0	16	9	12	13	3-7	Lost 4
Agua Caliente	23	27	.460	6.0	14	11	9	16	5-5	Won 3
Northern Arizona	23	27	.460	6.0	13	12	10	15	3-7	Won 2
Santa Cruz	23	27	.460	6.0	13	12	10	15	4-6	Lost 2

G League Midwest Division

Team	W	L	Pct	GB	Home		Road		Last10	Streak
Oklahoma City	28	22	.560	---	15	10	13	12	8-2	Won 2
Sioux Falls	25	25	.500	3.0	13	12	12	13	3-7	Lost 5
Iowa	24	26	.480	4.0	14	11	10	15	5-5	Lost 1
Memphis-GLG	21	29	.420	7.0	10	15	11	14	6-4	Lost 1

GENERAL INFORMATION

2018 NBA G LEAGUE POSTSEASON RESULTS

FIRST ROUND
(Single Elimination)

Friday, March 30
Raptors 905 defeat Grand Rapids Drive, 92-88
Rio Grande Valley Vipers defeat Texas Legends, 107-100

Saturday, March 31
Erie BayHawks defeat Lakeland Magic, 96-90
South Bay Lakers defeat OKC Blue, 125-105

CONFERENCE SEMIFINALS
(Single Elimination)

Monday, April 2
Austin Spurs defeat RGV Vipers, 117-91
Raptors 905 defeat Westchester Knicks, 92-80

Tuesday, April 3
Erie BayHawks defeat Fort Wayne Mad Ants, 119-116
South Bay Lakers defeat Reno Bighorns, 126-109

CONFERENCE FINALS
(Single Elimination)

Thursday, April 5
Austin Spurs defeat South Bay Lakers, 104-93

Friday, April 6
Raptors 905 defeat Erie BayHawks 118-106

FINALS
(Best of Three)

Sunday, April 8
Austin Spurs defeat Raptors 905, 105-93

Tuesday, April 10
Austin Spurs defeat Raptors 905, 98-76

2017-18 NBA G LEAGUE STATISTICAL LEADERS

SCORING AVERAGE	G	FG	FT	PTS	AVG
Wood, Del.	45	370	257	1049	23.3
Lemon, FWN	40	358	136	894	22.4
J. Young, WIS-Del.	39	254	182	809	20.7
Hilliard, Aus.	36	261	142	744	20.7
Doyle, LIN	45	339	98	924	20.5
Purvis, LAK	39	294	91	798	20.5
Hunter, RGV	45	299	155	918	20.4
Warney, TEX.	42	364	85	835	19.9
Niang, SCW-SLC	41	322	74	808	19.7
Bryant, SBL	37	284	93	728	19.7
Artis, LAK	46	339	128	895	19.5
Gray, NAS.	45	324	104	872	19.4
Brown, Iowa	45	319	112	849	18.9
Thornton, CTN.	49	333	89	922	18.8
Harrison, Reno	41	234	183	765	18.7
Mitchell, SXF	44	302	100	819	18.6
Silas, NAS.	43	256	127	793	18.4
Jones, FWN	49	321	180	903	18.4
M. Morris, RGV	37	252	101	667	18.0
House, RGV-NAS.	35	206	119	629	18.0

REBOUNDS PER GAME	G	OFF	DEF	TOT	AVG
Jefferson, Iowa	47	170	432	602	12.8
Nnoko, GRD	49	218	347	565	11.5
Williams, MNE	45	167	326	493	11.0
Wood, Del.	45	123	343	466	10.4
Evans, Erie	39	139	249	388	9.9
Cooley, Reno	39	196	185	381	9.8
Warney, TEX.	42	148	256	404	9.6
Meeks, Rap.	45	193	237	430	9.6
Onuaku, RGV	40	130	248	378	9.5
Mathiang, GBO	43	146	248	394	9.2
Hamilton, Okl.	45	82	322	404	9.0
Uthoff, FWN	50	109	311	420	8.4
Putney, Erie	46	69	308	377	8.2
D. Jones, SCW	45	107	259	366	8.1
Blossomgame, Aus.	50	117	289	406	8.1
Plumlee, ACC-WIS	40	127	191	318	8.0
Hicks, Wes.	37	99	195	294	7.9
Thompson, Rap.	41	123	190	313	7.6
Caupain, LAK	50	65	314	379	7.6
J. Williams, CTN.	50	82	297	379	7.6

ASSISTS PER GAME	G	AST	AVG
Magette, Erie	36	364	10.1
Arcidiacono, WCB	37	318	8.6
Machado, SBL	46	395	8.6
Hamilton, Okl.	45	358	8.0
Smith, GRD	49	383	7.8
Perrantes, CTN.	35	271	7.7
Drew, SXF	35	261	7.5
Rathan-Mayes, Wes.	43	308	7.2
Williams, Reno	49	329	6.7
M. Morris, RGV	37	245	6.6
Gray, NAS.	45	296	6.6
Teague, MHU.	47	290	6.2
Lemon, FWN	40	244	6.1
Booker, NAS.-Del.	36	219	6.1
Caupain, LAK	50	287	5.7
Trimble, Iowa	48	258	5.4
Stockton, Reno	39	202	5.2
Hamilton, SCW-WCB	45	221	4.9
Scott, LIN	49	234	4.8
Hollins, FWN	41	194	4.7

FIELD GOAL PCT.	FG	FGA	PCT
D. Jones, SCW	278	409	.680
Jefferson, Iowa	335	535	.626
Evans, Erie	231	374	.618
Walker, RGV	194	317	.612
Jack, SXF	222	363	.612
Onuaku, RGV	183	306	.598
Bryant, SBL	284	477	.595
Nnoko, GRD	274	473	.579
Hicks, Wes.	226	393	.575
Niang, SCW-SLC	322	564	.571

3-PT FIELD GOAL PCT.	3FG	3GA	PCT
Ingram, SBL	103	217	.475
Niang, SCW-SLC	90	197	.457
Arcidiacono, WCB	74	164	.451
Munford, WIS	80	180	.444
Hannahs, MHU.	79	179	.441
Cook, SCW	83	189	.439
Eddie, WCB	99	226	.438
Kornet, Wes.	91	208	.438
Jones, FWN	81	187	.433
Hayes, Wes.-Rap.	102	239	.427

FREE THROW PCT.	FT	FTA	PCT
Cook, SCW	112	118	.949
Eddie, WCB	79	86	.919
D. Lee, SCW	151	165	.915
Wilkins, GBO	94	104	.904
Walton, SXF	83	92	.902
Machado, SBL	152	172	.884
Silas, NAS.	127	144	.882
Trimble, Iowa	152	174	.874
White, Aus.	89	102	.873
Garrett, Wes.	127	146	.870

STEALS PER GAME	G	STL	AVG
Gray, NAS.	45	107	2.38
Scott, LIN	49	111	2.27
Hollins, FWN	41	90	2.20
Hamilton, SCW-WCB	45	90	2.00
Lemon, FWN	40	79	1.98
Rathan-Mayes, Wes.	43	83	1.93
Harrison, NAS.	36	69	1.92
Magette, Erie	36	67	1.86
M. Morris, RGV	37	68	1.84
2 tied			1.81

BLOCKS PER GAME	G	BLK	AVG
Brimah, Aus.	48	127	2.65
Putney, Erie	46	107	2.33
D. Jones, SCW	45	97	2.16
Nnoko, GRD	49	101	2.06
Hicks, Wes.	37	74	2.00
Nichols, MHU.	38	69	1.82
Wood, Del.	45	78	1.73
Kornet, Wes.	36	61	1.69
Caboclo, Rap.-Reno	36	55	1.53
Bryant, SBL	37	55	1.49

MINUTES PER GAME	G	MIN	AVG
Arcidiacono, WCB	37	1463	39.5
Purvis, LAK	39	1485	38.1
Artis, LAK	46	1742	37.9
Brown, Iowa	45	1695	37.7
Caupain, LAK	50	1882	37.6
Lemon, FWN	40	1463	36.6
Perrantes, CTN.	35	1279	36.5
Thornton, CTN.	49	1765	36.0
Rathan-Mayes, Wes.	43	1528	35.5
Doyle, LIN	45	1591	35.4

2017-18 NBA G LEAGUE AWARD WINNERS

Most Valuable Player: Lorenzo Brown (Raptors 905)

Dennis Johnson Coach of the Year: Mike Miller (Westchester Knicks)

Defensive Player of the Year: Landry Nnoko (Grand Rapids Drive)

Rookie of the Year: Antonio Blakeney (Windy City Bulls)

Jason Collier Sportsmanship Award: C.J. Williams (Agua Caliente Clippers)

Most Improved Player: DeQuan Jones (Fort Wayne Mad Ants)

Basketball Executive of the Year: Malik Rose (Erie BayHawks)

Finals MVP: Nick Johnson (Austin Spurs)

2017-18 ALL-NBA G LEAGUE TEAMS

FIRST TEAM
Lorenzo Brown – Raptors 905
Quinn Cook – Santa Cruz
Jameel Warney – Texas
Thomas Bryant – South Bay
Georges Niang – Salt Lake City

SECOND TEAM
Antonio Blakeney – Windy City
Alex Caruso – South Bay
Amile Jefferson – Iowa
Johnathan Motley – Texas
Christian Wood – Delaware

THIRD TEAM
Trey Burke – Westchester
Walter Lemon Jr. – Fort Wayne
Landry Nnoko – Grand Rapids
Jaron Blossomgame – Austin
Luke Kornet – Westchester

2017-18 ALL-NBA G LEAGUE ALL-ROOKIE TEAM

Antonio Blakeney – Windy City

Thomas Bryant – South Bay

Nigel Hayes – Westchester

Rodney Purvis – Lakeland

Amile Jefferson – Iowa

2017-18 ALL-NBA G LEAGUE ALL-DEFENSIVE TEAM

Briante Weber – Sioux Falls

Kadeem Allen – Maine

Amida Brimah – Austin

Landry Nnoko – Grand Rapids

Amile Jefferson – Iowa

GENERAL INFORMATION

THE CENTER

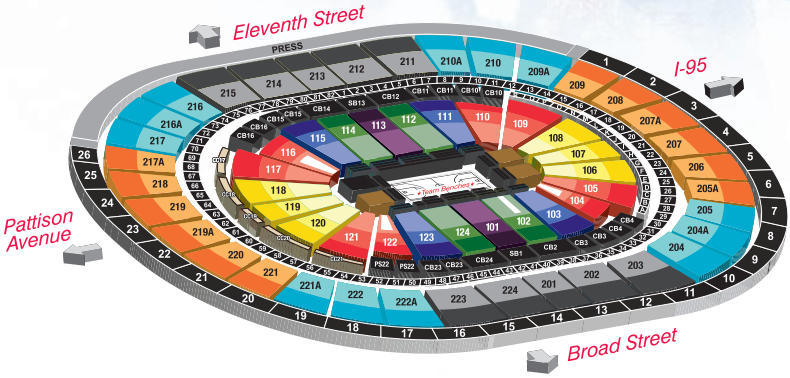

THE CENTER QUICK FACTS

MANAGEMENT COMPANY: Spectra

TICKETING: WellsFargoCenterPhilly.com

OPENING DATE: August 31, 1996

FIRST 76ERS GAME AT THE CENTER: 76ers vs. Milwaukee (11/1/96)

CAPACITY (BASKETBALL): 21,000

PREMIUM SEATING: 126 suites and 14 club boxes

CONCESSION STANDS: 32 permanent stands + 19 portable stands

PARKING: Accommodations for 6,100 cars

AMENITIES: The Cadillac Grille, Cure Club, P.J Whelihan's and Corona Extra Beach Club

SCOREBOARD: The Center boasts a spectacular, high-tech, center-hung scoreboard. The state-of-the-art technology brings light emitting diode (LED) signage system to create incredible visual displays for all sporting events and attractions.

Comcast-Spectacor hired ANC to design, construct, and install the structure which features 12 LED video displays between two circular LED ribbons. In all, the scoreboard delivers over 3,200 square feet of active LED signage.

MAJOR EVENTS:

- 1996 World Cup of Hockey
- 1997 Stanley Cup Finals
- 1998 U.S. Figure Skating Championships (Olympic Trials)
- 1999 WWF Wrestlemania XV
- 1999 American Hockey League All-Star Game
- 2000 NCAA Women's Basketball Final Four
- 2000 Republican National Convention
- 2001 and 2002 X Games
- 2001 NCAA Men's East Regionals
- 2001 NBA Finals
- 2002 NBA All-Star Weekend
- 2006 NCAA Men's Basketball First & Second Round
- 2008 Gymnastic Olympic Trials
- 2009 NCAA Men's Basketball First & Second Round
- 2011 NCAA Wrestling Championships
- 2013 NCAA Men's Basketball Second & Third Round
- 2014 National Hockey League Entry Draft
- 2014 NCAA Frozen Four
- 2016 NCAA Men's College Basketbal East Regionals
- 2016 Democratic National Convention

PROJECT FACTS

COST
$210 million

GROUND BREAKING
Sept. 14, 1994

ARCHITECTS
Ellerbe Becket

BUILDERS
L.F. Driscoll

PROJECT MANAGERS
Fox Management Company

DETAILS
1,400 workers, 7,000 tons of steel, 19,000 cubic yards of concrete, 32,500 square feet of glass, 62,000 lineal feet of driven piles, 76,000 tiles, 400,000 square feet of dry wall.

The Center is currently undergoing a multi-year transformation. Highlights of the transformation from summer, 2018 include:

- Multifunctional, open-concept concourses featuring views of Philadelphia's skyline
- 150 new LED game-action screens, menu boards and illumination technology delivering a complete visual transformation
- 8,000 brand new seats featuring cup holders
- Expanded Food and Beverage Locations and Offerings, including two new Open Air Lounges in the southwest and northeast corners of the arena
- New state of the art sound system featuring a complete replacement of the arena bowl speaker clusters, next-generation amplifiers, new mixing equipment and software delivering improved range, enhanced sound clarity and optimized balancing throughout the venue.

DIRECTIONS TO THE CENTER

FROM NEW JERSEY VIA THE WALT WHITMAN BRIDGE: Follow the signs for Broad Street. At the end of the Broad Street ramp, turn left and follow the signs to the Sports Complex. The Center will be on your left.

FROM INTERSTATE 76/SCHUYLKILL EXPRESSWAY: Traveling east, follow the signs for South Jersey, Walt Whitman Bridge and Sports Complex. Continue east to exit 45, Broad Street, Sports Complex. At the bottom of the exit ramp, make a right onto Broad Street. The Center will be on your left.

FROM INTERSTATE 476/BLUE ROUTE: Take I-476 South to the end. Follow signs for I-95 North, Philadelphia. Take I-95 North to Broad Street exit. The Center will be on your right.

FROM INTERSTATE 95: From I-95 northbound or southbound, take the Broad Street exit. The Center will be on your right.

FROM NORTHERN NEW JERSEY VIA NJ TURNPIKE: Take the NJ Turnpike to exit 3. Take Rt. 168 North and follow signs for Walt Whitman Bridge. After crossing bridge and paying toll, stay on I-76 and follow the signs for Broad Street. At the end of the Broad Street ramp, turn left and follow the signs to the Sports Complex. The Center will be on your left.

BY AIR: Arrive at Philadelphia International Airport and take a taxi to The Center. The ride takes about 10 minutes and should cost approximately $20.

BY TRAIN: Arrive in Philadelphia at 30th Street Station. A taxi on either side of the concourse will bring you to The Center. The ride takes about 15 minutes and should cost approximately $20.

BY MASS TRANSIT: The Center is accessible via SEPTA. Take the Broad Street Subway (Orange line) to the AT&T Station (Pattison Ave.). A SEPTA Key Card can be purchased for a round-trip (must put a minimum $10 on the card).

>> Back to Table of Contents

9 MANAGING AND LIMITED PARTNERS

MANAGING AND LIMITED PARTNERS

JOSH HARRIS

Managing Partner

Joshua J. Harris is the Co-Founder and Senior Managing Director of Apollo Global Management, LLC. Under his leadership, Apollo has grown into a global leader in alternative asset management helping university endowments, pension funds, sovereign wealth funds, charitable foundations, financial institutions and family offices alike build better financial futures.

Mr. Harris is also the Managing Partner of the Philadelphia 76ers, Chairman of the Planning Committee of the NBA, Managing Partner of the New Jersey Devils, and a General Partner of the Crystal Palace Football Club. He is also the Founder and Co-Chairman of Harris Blitzer Sports & Entertainment (HBSE), a company created to accelerate growth and explore related strategic investment opportunities in sports, entertainment and media.

Mr. Harris serves on the Board of Trustees of Mount Sinai Medical Center, Harvard Business School, the Wharton School at the University of Pennsylvania, the NBA and the NHL. In addition, he is Founder and Chairman of the Harris Family Charitable Foundation, which strives to improve people's lives and unlock their potential by inspiring youth, strengthening communities and promoting wellness and healthy living.

Mr. Harris earned an MBA from the Harvard Business School where he was named a Baker Loeb Scholar and a BS in economics from the University of Pennsylvania's Wharton School of Business where he graduated summa cum laude. He and his wife reside in New York City with their five children.

DAVID BLITZER

Co-Managing Partner

David S. Blitzer is the Global Head of Blackstone's Tactical Opportunities group (Tac Opps), and a member of the firm's Management and Operating Committees. He also leads the Tac Opps Investment Committee. Tac Opps is Blackstone's opportunistic investment business which invests globally across asset classes and industries to generate attractive risk-adjusted returns in any market environment. Prior to launching Tac Opps, Mr. Blitzer had been involved in the execution of Blackstone investments across a variety of asset classes, including establishing and leading Blackstone's European private equity business. He joined the firm in 1991.

Mr. Blitzer is also Co-Managing Partner and Co-Chairman of Harris Blitzer Sports & Entertainment, which includes in its portfolio the Philadelphia 76ers, the New Jersey Devils, leading venue Prudential Center in Newark, N.J., the GRAMMY Museum Experience Prudential Center, the Delaware Blue Coats, the Binghamton Devils, the Sixers Innovation Lab Crafted by Kimball, renowned esports franchise Team Dignitas and NBA 2K League Team, 76ers Gaming Club (GC). Additionally, he is a General Partner of the Crystal Palace Football Club.

Mr. Blitzer and his wife, Allison, founded the Blitzer Family Foundation, which supports positive youth development by creating opportunities centered around education, athletics, health and wellness. The Blitzer Family Foundation's ongoing mission is to strengthen communities by assisting young people in reaching their full potential.

Mr. Blitzer is based in New York and graduated magna cum laude from the Wharton School of the University of Pennsylvania. Mr. Blitzer currently serves on the Boards of Dream, a youth development organizing servicing more than 2,200 inner city children, the Riverdale Country School, the Advisory Board of the Mount Sinai Surgical Department, the Board of Overseers at the Wharton School and the Board of Trustees at the University of Pennsylvania.

ADAM ARON

Limited Partner

Adam was Chief Executive Officer and Limited Partner of the Philadelphia 76ers for the 2011-12 and 2012-13 seasons, and currently is a 76ers Limited Partner. Since January of 2016, he has served as CEO and President of AMC Theatres, which became during his tenure the largest movie theatre chain in the world after the acquisition of Odeon and UCI Cinemas in Europe. Adam previously served as CEO of Starwood Hotels and Resorts Worldwide, Norwegian Cruise Line and Vail Resorts. He currently serves on the board of directors of Norwegian Cruise Line Holdings, AMC Entertainment and the Sixers. Born and raised in Philadelphia, and a graduate of Abington High School, he received an MBA with distinction from the Harvard Business School and a bachelor of arts degree cum laude from Harvard College.

ALAN FOURNIER

Limited Partner

Alan Fournier founded Pennant Capital Management L.L.C, a multibillion dollar hedge fund, in 2001 and served as the CEO and Chief Investment Officer for seventeen years. Recently Mr. Fournier transitioned to a family office and returned outside investor capital. Prior to founding Pennant, Mr. Fournier was the partner responsible for global equity investments at Appaloosa Management L.P. from 1996 through 2000. Mr. Fournier began his investment career at Sanford C. Bernstein in 1988 and was named a partner in 1990. Mr. Fournier holds a B.S. in engineering from Wentworth Institute of Technology where he graduated with honors in 1983. He has served as a member on the KIPP NJ Board for the past seven years and has helped support the significant growth of KIPP in Newark and Camden New Jersey. Mr. Fournier also manages the Fournier Family Foundation that focuses on educational equality, animal welfare and veteran's affairs. He is cofounder (along with David Tepper) and trustee of Better Education for Kids, Inc. (including Better Education for NJ Kids, Inc.) , and the Better Education Institute which supports educational opportunity for children in New Jersey through both political and nonpolitical activities. Mr. Fournier is a member of the ownership group HBSE Holdco LP, which owns and manages the New Jersey Devils and the Philadelphia 76ers professional sports teams. He resides in Far Hills, New Jersey with his wife Jennifer and their four children.

MARTIN GELLER

Limited Partner

Martin Geller is the Founder and CEO of Geller & Company, a strategic financial advisory firm serving the planning, management, and accounting needs of corporate entities, as well as the integrated wealth management needs of high-net-worth individuals and families. Since founding the firm in 1984, Marty has led the team that services large multi-national clients with a comprehensive range of financial services, including strategic CFO consulting, financial reporting and accounting, tax advisory, investment management, information technology, and integrated wealth management. Marty is a corporate board member of Bloomberg LP and Bloomberg Bureau of National Affairs in Washington, D.C. and is active in the greater New York business community. He is also a co-owner and member of the board of the Philadelphia 76ers professional basketball team. He is also a board member of several charitable and non-profit organizations, including: the American Israel Education Foundation (where he supports the Geller Student Government Association Presidents Program), the New York Police and Fire Widows' and Children's Benefit Fund, the Northeast Regional Council of the American Israel Public Affairs Committee, the Northeast Regional Council for the National Parks Conservation Association, and the Northeast Regional Leadership Cabinet of the U.S. Holocaust Memorial Museum. Marty is a member of the Americas Foundation of the Serpentine Galleries, a former member for the advisory board of the Mayor's Fund to Advance New York City, and the Finance Committee of the UJA-Federation of New York. Marty and his wife reside in New York City with their five children.

MANAGING AND LIMITED PARTNERS



DAVID B. HELLER

Limited Partner

David B. Heller is a private investor. Prior to managing his own money he was the Co-Head of the Goldman Sachs Global Securities Division where he sat on the firm's Management Committee. His current investment focus is on consumer brands and financial companies that benefit from technological disruption and lifestyle changes. His sports investments include stakes in the New Jersey Devils, the Philadelphia 76ers and Crystal Palace Football Club. Other significant investments are Peloton, Stone Ridge, the Standard Hotel management company, The Infatuation, Goldieblox and New Stand. David currently serves as a trustee of The New Museum of Contemporary Art where he also chairs the Board of Advisors for their incubator NEW INC. He is also on the boards of Acumen and Third Way, and co-chairs the fundraising efforts of his class at Harvard College. He lives in New York with his wife and three children.

TRAVIS HENNINGS

Limited Partner

Travis Hennings is a Partner at HRS Management focused on the firm's private equity investments. Prior to joining HRS, Travis was a member of the Private Equity Group at Apollo Management where he was involved in investments across a variety of industries and asset classes. Before that, he was a member of the Investment Banking Division at Citigroup focusing on media, telecom and leveraged finance. Travis currently serves on the Board of Directors of US Fitness, and previously has served on the boards of Endemol Shine Group, Realogy Holdings Corporation and CORE Media Group. He received a BS in Business Administration from the University of Colorado.

TONY IGNACZAK

Limited Partner

Tony Ignaczak is a Managing Partner of Quad-C Management, a middle market private equity firm based in Charlottesville, Virginia. Since joining the company in 1992, Tony has led investments in a variety of industries including building products, business services, consumer, and transportation/ logistics. He currently sits on the Board of Directors of a number of the firm's portfolio companies. Prior to joining Quad-C, Tony worked in the Merchant Banking Group at Merrill Lynch, the Mergers and Acquisitions Group at Drexel Burnham Lambert and the Office of the Chairman at W.R. Grace. Tony holds a B.S. degree from The Wharton School, University of Pennsylvania and an M.B.A. from Harvard Business School. He is also a member of the Wharton Undergraduate Executive Advisory Board.

JAMES LASSITER

Limited Partner

James Lassiter co-founded Overbrook Entertainment with long-time business partner and entertainment powerhouse Will Smith. The company is named after Overbrook High School in West Philadelphia, which they both attended. Lassiter recently Executive Produced the hit show COBRA KAI on YouTube Red. Lassiter has collaborated with Jay Z's Roc Nation to produce the remake of ANNIE and the Broadway musical, FELA!, which earned eleven Tony Award nominations in 2010. Some of Lassiter's other successes include I AM LEGEND, KARATE KID starring Jaden Smith and Jackie Chan, HANCOCK starring Will Smith and Charlize Theron, THE PURSUIT OF HAPPYNESS earning Smith an Oscar nomination for his performance and one the biggest blockbuster hits of 2005, HITCH.



MARC LEDER

Limited Partner

Marc J. Leder is the Co-CEO of Sun Capital Partners, Inc. a leading global private investment firm he co-founded in 1995 with his partner Rodger Krouse. Sun Capital focuses on identifying companies' untapped potential and leveraging its deep operational and financial resources to transform results. Sun Capital is a trusted partner that is recognized for its investment and operational experience, including particular expertise in the consumer products and services, food and beverage, industrial, packaging, chemicals, building products, automotive, restaurant and retail sectors. Sun Capital affiliates have invested in and managed more than 360 companies worldwide since the firm's inception with revenues in excess of $50 billion. Sun Capital supports its portfolio companies through an operations-intensive, hands-on approach which is backed by an exceptionally high ratio of in-house operating professionals to portfolio companies. The firm has approximately $9 billion of equity capital under management.

Mr. Leder has more than 25 years of hands-on experience in leveraged buyouts, investment banking, and business operations. Working from Sun Capital's Boca Raton headquarters, Mr. Leder co-directs all of the firm's global investment activities, approves all capital commitments, and oversees the firm's operations jointly with Rodger Krouse.

Prior to co-founding Sun Capital Partners, Mr. Leder was a Senior Vice President at Lehman Brothers in New York. He received a Bachelor of Science degree in Economics from the Wharton School of the University of Pennsylvania. Mr. Leder is a Member of the International Counsel for the Museum Berggruen in Berlin, a Board Member of the Federal Enforcement Homeland Security Foundation. He also sits on the Board of the Institute of Contemporary Arts at the University of Pennsylvania.

MANAGING AND LIMITED PARTNERS

MICHAEL RUBIN

Limited Partner

Michael Rubin, noted Philadelphian internet entrepreneur, has built several successful multi-billion dollar e-commerce companies. Driven by a deep passion for business and a life-long love of sports, Michael is Executive Chairman of Fanatics, the global leader for licensed sports merchandise which is changing the way fans purchase their favorite team apparel through an innovative approach to making and selling fan gear today's mobile-first, on-demand culture. As founder/CEO of Kynetic, he also owns two other businesses at the forefront of online commerce: the Rue Gilt Groupe, owner of two of the top online private sale destinations in the U.S., and ShopRunner, a members-only service aggregating shopping benefits from top retailers and brands. Michael has always been on the cutting edge of commerce. Prior to creating Kynetic, he was the Founder and CEO of GSI Commerce, a network of e-commerce, multichannel and digital marketing businesses. In a span of 12 years, Michael built GSI to service 150 of the top 500 internet retailers before selling the company to eBay for $2.4 billion. He started his entrepreneurial career at the age of 12, when he opened a ski-tuning shop in his parents' Philadelphia basement. At age 25, Michael became one of the youngest CEOs ever of a NASDAQ-listed company. The success of GSI Commerce and his outstanding achievements landed him a spot on the inaugural season of the CBS hit show "Undercover Boss." He is also co-owner of the New Jersey Devils.



WILL SMITH & JADA PINKETT SMITH

Limited Partners

Will Smith and Jada Pinkett Smith are known and regarded globally for their work in arts and entertainment as well as their philanthropic outreach. Will Smith has been nominated for multiple Academy Awards, Golden Globes and is a Grammy Award winner. Known initially as a rap artist and from his beloved role in NBC's The Fresh Prince of Bel Air, he has since starred in numerous blockbuster and critically acclaimed films including INDEPENDENCE DAY, MEN IN BLACK, HITCH, I AM LEGEND, THE PURSUIT OF HAPPYNESS, ALI and SUICIDE SQUAD. His upcoming films for 2019 include Disney's ALADDIN, 20th Century Fox's animated SPIES IN DISGUISE and director Ang Lee's GEMINI MAN. Jada got her start on the television sitcom "A Different World." She has produced the documentary "Free Angela and All Political Prisoners." As an author, Jada's children's book "Girls Hold Up This World," landed as a New York Times best-seller. Contributing much of her time to humanitarian efforts, Pinkett Smith continues to be a resounding voice fighting against modern-day slavery through her Don't Sell Bodies Initiative that serves as an information portal for human trafficking awareness. She has starred in hit TV shows GOTHAM, HAWTHORNE as well as films including THE MATRIX RELOADED, THE MATRIX REVOLUTIONS, MAGIC MIKE XXL, BAD MOMS, and most recent, GIRLS TRIP. She can be seen in the multi-generational show RED TABLE TALK on Facebook Watch. Together, they founded the Will & Jada Smith Family Foundation (WJSFF), which is a non-profit, philanthropic organization committed to improving lives and investing in organizations and initiatives that empower traditionally overlooked communities.

ART WRUBEL

Limited Partner

Art Wrubel began his career in 1987 at JMB Realty Corporation, where he was an associate in the acquisitions group. In 1993, Mr. Wrubel joined Dickstein & Co., an investment fund in the bankruptcy and event driven arena, as a partner. His focus was on real estate and asset backed securities. At Dickstein, he was involved in many high profile real estate corporate restructurings including Olympia & York, Cadillac Fairview, Rockefeller Center Properties, Bramalea, and Trizec. In 2001, Mr. Wrubel formed Wesley Capital Management, a long/short investment fund focused on real estate securities. Mr. Wrubel is a member of the Wharton Undergraduate Board at the University of Pennsylvania. He received a Bachelor of Science in Economics from the Wharton School at the University of Pennsylvania in May 1987.

NOTES

FRONT OFFICE

ELTON BRAND

General Manager

Elton Brand enters his first season as General Manager of the Philadelphia 76ers after serving last season as General Manager of the Delaware Blue Coats (NBA G League), a role in which he oversaw all personnel moves related to the 76ers' G League franchise. Brand will contribute extensively to all areas of the 76ers' basketball operations department. Brand spent the 2016-17 season with the 76ers as a Player Development Consultant, following his October retirement from playing. Prior to entering the front office, he spent parts of five seasons playing for the 76ers, appearing in 263 games and reaching the postseason twice. For his career, Brand posted averages of 15.9 points, 8.5 rebounds, 2.1 assists and 1.7 blocks per game, while shooting .500 percent from the field and .736 percent from the free-throw line in 33 minutes per game. He played in 1,058 NBA contests (868 starts) over 17 seasons with Chicago, the Los Angeles Clippers, Philadelphia, Dallas and Atlanta, making two All-Star appearances (2001-02 and 2005-06). His 1,828 blocks place him 22nd all-time in NBA history.

BRETT BROWN

Head Coach

Brett Brown was named Head Coach of the Philadelphia 76ers on August 14, 2013 after spending the previous 11 seasons as an assistant coach for the San Antonio Spurs under Gregg Popovich. Brown was a member of the Spurs organization for their first four championship seasons (1999, 2003, 2005 and 2007). Brown led the 2017- 18 76ers to their first 50-win season since the 2000-01 campaign and their first playoff appearance in six years. Boasting a top-five defense in the league, Brown's team also led the NBA in rebounds per game and was second in assists per contest. The 76ers' jump from 28 wins in 2016-17 to 52 in 2017-18 was the largest season-to-season improvement in franchise history and the largest in the NBA since 2013-14. In March 2018, Philadelphia tied a franchise record with 13 wins in 16 games and on March 15, began a 16-game winning streak, which is the longest single-season streak in franchise history. The 2016-17 team saw a league-best 18-win improvement from the season before and boasted a 10-5 record in January, which was among the best in the NBA. Under Brown's watch, rookie forward-center Joel Embiid and forward Dario Šarić each made major impacts on the floor and both were selected First Team All-Rookie. Brown's offensive philosophy of pace, space and pass was evident throughout the 16-17 year as the 76ers finished seventh in pace and seventh in three-point attempts. Behind Brown's team-first offensive approach, the 76ers led the league in passes per game and finished third in the NBA in assist percentage, behind the NBA champion Golden State Warriors and the Boston Celtics. Second-year point guard T.J. McConnell averaged a team-best 6.6 assists per game while finishing eighth in the league with 534 assists. On the defensive end, that season saw the 76ers jump 10 spots in defensive efficiency from 26th the year before to 16th in 16-17. Brown's active, pressure-inducing defense finished third in deflections and third in steals. In each of his first five seasons, the 76ers have ranked within the top 10 in the NBA in steals per game, only twice falling outside of the top three and leading the league in that category. From the start of his 76ers tenure, Brown placed emphasis on player development and a commitment to an elite level of conditioning as the pillars of his program in Philadelphia. The 76ers player development wing was critical to the growth of forward Robert Covington and McConnell, both undrafted players who have been molded into key NBA contributors. Brown's personal touch with player development has been evident in the growth of several 76ers, including Embiid, Šarić, and guard-forward Ben Simmons. Brown will next look to grow a pair of No. 1 overall picks in Simmons and guard Markelle Fultz, who both debuted in 2017-18. Brown originally joined the Spurs as a member of their basketball operations department in 1998-99 but left after the season to become the Head Coach of the Sydney Kings of the Australian National Basketball League (NBL). He re-joined the Spurs in July of 2002 as the team's Assistant Coach/Director of Player Development and was moved to the bench as an assistant coach prior to the 2006-07 season. A native of Maine, Brown played at South Portland High School for his father Bob Brown, who is a New England Basketball Hall of Famer. The younger Brown went on to attend Boston University where he played under Rick Pitino. Brown was named team MVP his sophomore year and served as team captain his final two seasons, helping the Terriers reach the NCAA Tournament as a senior in 1983. For his career, Brown posted an assist-to-turnover ratio of 2.19 and left ranked fourth in school history in assists (404). In 2013, Brown joined his father as an inductee into both the New England and Maine Basketball Halls of Fame. In addition to his time with the Spurs, Brown has a wealth of coaching experience in Australia, where he met and married his wife, Anna. He started as an assistant coach with the Melbourne Tigers under Lindsay Gaze, a member of both the Australian and FIBA Halls of Fame. Brown was named Head Coach of the North Melbourne Giants in 1993 and earned NBL Coach of the Year honors in 1994 after leading the Giants to the National Championship. Including his return to the NBL for three seasons with the Sydney Kings in 1999, Brown amassed 149 career coaching victories, sixth-most in league history. In March of 2009, Brown was named Head Coach of the Australian National Team. He had previously served as an assistant for eight years, including both the 1996 and 2000 Olympic Games as well as the 1998 World Championships. Brown led Australia to the FIBA Oceania Championship over rival New Zealand in 2011 to secure a bid to the 2012 Olympics. At the London games in 2012, Brown guided Australia to what many consider one of its best Olympic runs, culminating with a win over eventual bronze medalist Russia before being eliminated by Team USA in the quarterfinals. Overall, Australia compiled a 3-3 mark without the services of injured star Andrew Bogut. Brown and his wife Anna have been married for over 20 years and have two daughters, Julia and Laura, and a son, Sam.

MONTY WILLIAMS

Assistant Coach

Monty Williams enters his first season with the 76ers as an Assistant Coach. He joins Philadelphia after spending two seasons with the Spurs' front office as Vice President of Basketball Operations, rejoining the organization after getting his start in coaching and the front office while serving as a coaching intern with the San Antonio during the 2004-05 campaign after a nine-year playing career. Before spending 2015-16 as an assistant coach with the Oklahoma City Thunder, Williams was the head coach of the New Orleans Pelicans from 2010-2015, guiding the Pelicans to two playoff appearances. Prior to his time in New Orleans, he spent five seasons as an assistant coach on the Portland Trail Blazers bench from 2005-10. In 2013, Williams was named an assistant coach for the 2013-16 USA Basketball Men's National Team and served on the coaching staff of Team USA Men's National Team that captured gold at the 2016 Olympic Games in Rio and the 2014 FIBA World Cup in Spain. Originally chosen with the No. 24 overall pick in the 1994 NBA Draft, Williams averaged 6.3 points, 2.8 rebounds, 1.2 assists and 16.7 minutes in 456 career games with New York, San Antonio, Denver, Orlando and Philadelphia. He was an honorable mention All-American at Notre Dame after averaging 22.4 points and 8.4 rebounds during his senior season. At the 2017 NBA Awards, he was named the recipient of the inaugural Sager Strong Award. A graduate of the University of Notre Dame in South Bend, Indiana, he earned his degree from the school's College of Arts and Letters, majoring in communications and theatre. Additionally, Williams went to South Africa as part of the NBA's Basketball Without Borders program in September of 2011 and August 2013. He is active in the Fellowship of Christian Athletes and many other charities and was involved with fellow NBA guard Charlie Ward in distributing shoes and athletic equipment to impoverished communities in South Africa.

BILLY LANGE

Assistant Coach

Billy Lange is in his sixth season with the 76ers and serves as Assistant Coach. Prior to joining the 76ers, Lange was the Associate Head Coach at Villanova under Head Coach Jay Wright. For Lange, it was his second stint with the Wildcats, having spent three years as their director of basketball operations from 2001-2004. He rejoined Coach Wright's staff in May 2011, following seven seasons as head coach of the United States Naval Academy. At Navy, Lange inherited a team that had won five games the season prior to his arrival. The Midshipmen improved their win totals in each of his first five seasons, highlighted by a 19-11 mark in 2008-09. In 2008, Lange was named Patriot League Coach of the Year. Navy also led the Patriot League in scoring in five of the seven seasons Lange was in charge. Lange was head coach at the United States Merchant Marine Academy (Division III) from 1999-2001. His teams won back-to-back Conference Championships and went to the NCAA Sweet 16 in 2001, while Lange was selected NABC Atlantic Region Coach of The Year. A native of Haddon Heights, New Jersey, Lange played for his father, Bill Lange, Sr., at Bishop Eustace High School before moving onto Rowan University. He began his coaching career in 1994 as an assistant to his father. Lange also served as an assistant on Hall of Famer Herb Magee's staff at Philadelphia University and spent the 1998-99 season as an assistant coach at La Salle. Lange and his wife, Alicia, have four sons: Will, Matt and twins Marc and Jake.

KEVIN YOUNG

Assistant Coach

Kevin Young is in his third season as an Assistant Coach with the 76ers. He spent the previous two seasons (2014-16) as Head Coach of the Delaware Blue Coats. Young served as an assistant on the G League affiliate's staff in 2013-14. Young coached in the NBA G League from 2007-16, where he spent time as a head coach with the Utah Flash and Iowa Energy in addition to Delaware. Young was also the head coach of Shamrock Rovers Hoops in the 2006-07 Irish Super League season. Before that, Young spent time as an Assistant Coach at both Utah Valley State University and Oxford College. Prior to his coaching career, Young was a team captain at Clayton State University, where he is still a record-holder for assists and steals. Young resides in Cherry Hill, New Jersey with his wife Melissa and their three children, sons, Jude and Van and daughter, Zoey.

JOHN BRYANT

Assistant Coach

John Bryant is in his third season with the 76ers and first as an Assistant Coach. Bryant spent the past two seasons (2016-18) as a Player Development Coach with the 76ers. He spent the previous two seasons (2014-16) as an Assistant Coach with the Delaware Blue Coats of the NBA G League. During those two seasons, he was an Assistant Coach with the Nigeria men's national team, which won the 2015 African championship and competed in the 2016 Rio Olympics. He currently is an Assistant Coach with the Angola men's national team. Bryant served as Associate Head Coach and Head Strength and Conditioning Coach with the Bakersfield Jam (G League) for three seasons prior to joining Delaware. Prior to his coaching career, he played professionally in the NBA G League (Bakersfield), Australia, China, Czech Republic, England, Germany and the ABA. Bryant played his collegiate ball at St. Joseph's University from 2001-05, where he started on the 2003-04 team that went 27-0 in the regular season and reached the Elite Eight. Bryant resides in Cherry Hill, New Jersey with his wife Allison and two children, Miles and Vera.

TODD WRIGHT

Assistant Coach, Head of Strength and Conditioning

Todd Wright is in his fourth season with the 76ers as Assistant Coach, Head of Strength and Conditioning. Wright brings with him 25 years of experience and is widely recognized within the field for his ability to develop players using innovative basketball-specific strength and conditioning techniques. Prior to joining the 76ers, Wright was the Strength and Conditioning Coach for the Texas Longhorns men's basketball team for 17 seasons, during which time he supervised the development of 16 players selected in the NBA Draft, six All-Americans and two recipients of the prestigious Wooden Award as the national player of the year. During his 21 years at the collegiate level with the University of Texas and Clemson University, Wright participated in 19 NCAA tournaments, including 17 consecutive appearances between the two schools. Wright is also a well-respected speaker in the field of strength and conditioning, having presented on the subject of "Vertical Core Training," which he developed. Many of Wright's unique training methodologies have been nationally recognized in numerous publications. He is also a member of the National Strength and Conditioning Association, is a Certified Strength and Conditioning Specialist (CSCS) and a Fellow of Applied Functional Science.



JOHN TOWNSEND

Shooting Coach

John Townsend is in his third season as the 76ers Shooting Coach. He previously spent three seasons with the Memphis Grizzlies as Director of Player Development. Townsend has experience as a Shooting Coach for the Toronto Raptors, Portland Trail Blazers and NBA G League, working with players to develop better shooting habits through teaching, video analysis and repetition. He also spent time at the NBA Players Association Top 100 Camp as a Shooting Coach in 2005, 2006, 2011 and 2018. In addition, Townsend has done consulting work for teams and individual players in England, Spain, Ireland, Northern Ireland, Singapore, Jordan, United Arab Emirates, Philippines, China, South Korea and Colombia. He has invented two basketball shooting training aids – the Str8 Shooter and the Shooting Tee. A 1995 graduate of Ball State, Townsend and his wife, Brooke, have two daughters, Billie Fe and Bailee Lynn.

CHRIS BABCOCK

Director of Player Development

Chris Babcock is in his sixth season with the 76ers and his first as Director of Player Development. He has served as Assistant Director of Player Development and as Player Development Assistant. He originally joined the team prior to the start of the 2013-14 season and assumed the role of Assistant Video Coordinator, a position he held for two seasons. He spent the 2012-13 season with the San Antonio Spurs in the same role. Prior to his time with the Spurs, Babcock coached at the University of Texas from 2008-12.



TYLER LASHBROOK

Player Development Coach

Tyler Lashbrook is in his fifth season with the 76ers and his first as Player Development Coach. Lashbrook has previously served in a variety of roles, including as Head Video Coordinator for the 2017-18 season, a role in which he worked closely with Head Coach Brett Brown on all film shown to the team. He originally joined the 76ers in August 2014 as an intern after graduating from Western Kentucky University. A native of Owensboro, Kentucky, Lashbrook and his fiancé, Roxie, live in Philadelphia.

DWAYNE JONES

Player Development Coach

Dwayne Jones is in his third season with the 76ers and first as Player Development Coach. Jones first joined the team in December 2016, following a 12-year playing career, including six NBA seasons with five different teams. He also played professionally in the NBA G League and is the league's all-time leading rebounder, with a total of 1,770. Jones has competed internationally in China, Philippines, Qatar, Venezuela and Argentina. A 2005 graduate of Philadelphia's Saint Joseph's University, Jones holds a degree in sociology. He and his wife Jessica have two sons, Dwayne III and Dylan.

ALEX RUCKER

Executive Vice President, Basketball Operations

Alex Rucker begins his third season with the 76ers and first as Executive Vice President, Basketball Operations. Under his new title, Rucker is responsible for overall strategy, analytics, scouting, data collection and information dissemination, the draft preparation process, and other day-to-day management operations of the basketball organization. Rucker spent the past two seasons as President, Analytics and Strategy where he built one of the NBA's largest and most innovative data and analytics teams. He previously served as Vice President of Analytics and Strategy. Prior to joining the organization, Rucker spent the previous seven seasons with the Toronto Raptors as Senior Analytics Consultant. In that role, he supported key decision makers with analytic tools and insight, identified new basketball data sources and directed the engineering and software team. From 2014-16, Rucker concurrently served as the Director of Performance Analysis with Basketball Canada, where he performed advanced statistical modeling and an analysis for the men's national team. Prior to joining the Raptors, Rucker served in the United States Navy for 11 years. He holds a law degree from the University of Notre Dame, a Bachelor of Commerce degree from the University of British Columbia and a Bachelor of Education degree from Simon Fraser University.

NED COHEN

Assistant General Manager

Ned Cohen begins his third season with the 76ers and his first as Assistant General Manager, a role in which he will oversee all facets of roster and salary cap management, among other leadership duties. Cohen most recently served as Vice President of Basketball Operations and Chief of Staff, operating as the primary liaison for all interdepartmental planning, coordination, and communication. He joined the team after working at the NBA League Office for 12 years (2004-16) as Associate Vice President of Basketball Operations and Chief of Staff prior to joining the 76ers. He resides in Philadelphia with his wife, Lauren.

MARC EVERSLEY

Senior Vice President of Player Personnel

Marc Eversley enters his third season with the 76ers and his first as Senior Vice President of Player Personnel. In addition to his role overseeing player personnel and talent evaluation, Eversley will leverage his nearly two decades of experience in the industry to amplify the team's recruiting and strategic decision-making processes. This includes an increased focus on all areas of pro personnel, as well as efforts to attract, acquire and retain elite NBA talent. Eversley spent his two seasons with the 76ers as Vice President of Player Personnel, a role which he will expand upon this season as he will continue to oversee all of the 76ers' current and future on-court talent. His role is pivotal in ensuring both the current success and the long-term growth potential of the team. Eversley maintains relationships with personnel, players and agents around the league. His network allows him to gather intel which can be crucial to evaluating potential player decisions, and better understanding the strategic direction of opponents. Eversley also leads all scouting activity – collegiate, NBA and international – including managing a roster of full time and regional scouts. His knowledge of future talent, combined with his aforementioned knowledge of league-wide talent strategies, makes him an invaluable asset during draft time. Eversley maintains a criterion by-which an organization can collectively evaluate team needs and how prospects will deliver on both current and future objectives. With years of experience under his belt, Eversley is skilled at identifying, understanding and attracting the best talent in the NBA. Prior to joining the 76ers, Eversley spent three seasons with the Washington Wizards in a similar role. Eversley began his NBA career with the Toronto Raptors, working there for seven seasons. In his final two seasons with the Raptors organization, he worked as the Vice President of College Scouting. Before working with the Raptors, Eversley worked for five years at Nike's world headquarters in Oregon as its NBA Player Relationship Manager. It was there he became versed in managing athlete relationships, along with team and athlete brand management. Eversley worked for six years with Nike Canada before heading to Oregon. He began in retail, managing Nike-owned stores in Ontario and then moved to their corporate office overseeing Nike Canada's basketball assets, including high school, college, university and pro levels. He also managed marketing agreements with Canada Basketball, NBA Canada, the Vancouver Grizzlies and the Raptors. Eversley is also an active participant in the NBA's Basketball Without Borders program. In September 2011, Eversley took part in Basketball Without Borders Johannesburg, South Africa and in August 2017 attended Basketball Without Borders Europe. Eversley attended high school in Brampton, Ontario, and Urbana University in Urbana, Ohio on a basketball scholarship.

DR. DANIEL MEDINA, MD

Vice President, Athletic Care

Daniel Medina is in his second season as the Vice President of Athletic Care for the 76ers. Medina joined the organization from FC Barcelona where he most recently served as Deputy Director of the Sports Science and Medical Department. With the 76ers, Medina oversees all areas of athlete care and performance, including the medical and sports science departments, as well as the athletic training, physiotherapy, nutrition and strength and conditioning departments. Dr. Medina boasts an extensive résumé in athlete care and sports performance. In addition to earning a PhD from the University of Las Palmas de Gran Canaria Medical School in Spain, Dr. Medina holds master's degrees from the University of Barcelona (Evaluative Medicine) and University Pablo Olavide (Fútbol Conditioning and Rehab). He also graduated from the International Olympic Committee's sports nutrition program and participated in continuing health care education programs at Harvard Business School. In addition to his work with the storied fútbol franchise, Dr. Medina served as a driving force behind FC Barcelona's award-winning Barca Innovation Hub. Leveraging his expertise in medicine, nutrition, sports science, analytics and technology, Dr. Medina was heavily involved in Barca Innovation Hub's evaluation and research of emerging products, particularly those designed to aid in athlete health and performance.

VINCE ROZMAN

Sr. Director, Scouting

Vince Rozman begins his 13th season with the 76ers and his first as Senior Director of Scouting. In his current role, Rozman is responsible for the day-to-day management of the scouting process. He is the lead on the team's draft preparation and works closely with Executive Vice President of Basketball Operations Alex Rucker. Rozman started out as an intern with the 76ers basketball operations department for the 2006-07 season and was named the team's Scouting Coordinator at the conclusion of his internship. A native of Cleveland, Rozman graduated from Ohio University. He and his wife, Caitlin, reside in the Philadelphia area with their daughter Lucy.

SERGI OLIVA

Senior Director, Analytics & Strategy

Sergi Oliva is in his fifth season with the 76ers and his first as Senior Director of Analytics & Strategy. Oliva is responsible for the day-to-day management of the 76ers' analytics staff, while providing strategic guidance and direction to both the team's front office and coaching staff. He first joined the 76ers in 2014 as a Basketball Operations Analyst after he'd earned multiple degrees from Polytechnic University of Catalonia, including a PhD in Computational Complexity, and both master's and bachelor's degrees in Computer Science. A native of Gelida, Catalonia, Oliva regularly collaborates with the Catalan Basketball Federation as a lecturer for their certification programs for coaches.

DR. DAVID T. MARTIN

Director of Performance Research and Development

Dr. David T. Martin is in his fourth season with the 76ers as Director of Performance Research & Development. Martin has been a pioneer in revolutionizing the way world-class athletes train for two decades. Martin leads performance, technology, science and innovation initiatives. Martin has accumulated 23 years of experience working with elite athletes and is widely recognized as an innovator and leader in high performance sport. He is also an accomplished applied sport scientist with more than 100 publications investigating topics such as talent identification, development of power, fatigue management, competition analysis, altitude training, and thermoregulation. Additionally, Martin has worked with numerous world-class coaches across a number of different sports, including basketball. In 2012, Martin was appointed as the Senior Sports Scientist and Team Leader for the AIS Combat Centre, a new initiative he spearheaded, designed to raise international competitiveness in four Australian Olympic combat sports. Since the 2000 Olympic Games in Sydney, Martin acted as the National Sport Science Coordinator for Cycling Australia. Over the last five summer Olympic Games, the cycling teams supported by Martin and his colleagues have won eight Gold, eight Silver and 12 Bronze medals. He has also worked with Australian World Record holders, World Champions and Australia's only winner of the Tour de France, and frequently presents findings from his research at international sport science meetings.

SCOTT EPSLEY

Director of Physiotherapy and Clinical Diagnostics

Entering his third season with the 76ers, Scott Epsley is an Australian-trained Sports Physical Therapist, who has over 20 years of elite sports medicine experience. He has worked with athletes at national, international, collegiate, Olympic and professional levels in both Australia and the U.S., across a wide range of sports. Having consulted for teams in the NBA, NFL, NHL, MLB and MLS, Scott owned two Sports Medicine clinics in his native Australia before relocating to the U.S. Prior to joining the 76ers, he was a Physical Therapist for Georgetown University's Division I NCAA program for eight years. He is certified in musculoskeletal sonography, having used ultrasound in clinical practice for almost 15 years. Scott has presented on many topics both across the US and internationally, including medial tibial stress syndrome, bone stress injuries, tendinopathy, hip and groin pain, shoulder rehabilitation and diagnostic and rehabilitative ultrasound.

JESSE WRIGHT

Director, Performance Science

Jesse Wright is in his 13th season with the 76ers and fourth in the Performance Science department, having spent the previous five seasons as Head Strength and Conditioning Coach. His first four seasons with the organization were spent as its Strength and Conditioning Consultant, while being employed as the Director for Summit Sports Training Center. He directed all of the training programs for the company and oversaw their Strength and Conditioning contract with Saint Joseph's University. In 2012-13, Wright was named NBA Strength & Conditioning Coach of the Year, an award voted on by his contemporaries in the league. In addition, he served as President of the National Basketball Strength & Conditioning Association from 2013-2015. He currently chairs the committee that oversees and coordinates all of the anthropometric and performance testing for the NBA Pre-Draft Combine. Wright received his Exercise Science degree from Temple University and has previously held Strength and Conditioning Coach positions with the Owls, Philadelphia Eagles, the Barcelona Dragons of NFL-Europe and Hofstra University. Wright has certifications from the National Strength and Conditioning Association (RSCC*D, CSCS), the National Academy of Sports Medicine (PES), Functional Range Conditioning (FRC, FRR), and Functional Movement Systems (FMS). He is also currently pursuing a master's degree in High Performance Sport (MHPS) from Australian Catholic University.

KEVIN JOHNSON

Head Athletic Trainer

With over 27 years of experience in the field of sports medicine, Kevin Johnson is in his 16th season with the 76ers staff as the team's Head Athletic Trainer. He joined the 76ers organization at the beginning of the 2003-04 season. A certified member of the National Athletic Trainers Association (NATA), Johnson served as Chairman of the National Basketball Athletic Trainers Association (NBATA) from 2015- 2017. He spent seven seasons as the head athletic trainer for the Washington Wizards (1994-01) and four seasons as an assistant trainer with the Indiana Pacers (1990-94). Prior to joining the NBA ranks, Johnson served as an assistant athletic trainer for the NFL's Indianapolis Colts. Johnson graduated from Indiana State University in 1989 with a Bachelor of Science in Physical Education, with a specialization in Athletic Training. He is also certified by the National Academy of Sports Medicine as a Performance Enhancement Specialist and a Corrective Exercise Specialist. In 2001 and 2017, Johnson served as the head athletic trainer for the Eastern Conference All-Star team. Also, in 2017, selected as NBATA Head Athletic Trainer of the Year and received American Academy of Podiatric Sports Medicine "Excellence in Athletic Training" award. An active member of Big Brothers of America, Johnson resides in Annapolis, Maryland, with his wife Sheila and their children, Mitchell and Jai.

JIM O'BRIEN

Senior Advisor to the Head Coach

Jim O'Brien is in his first season in the newly-created role Senior Advisor to the Head Coach. He spent the previous two seasons (2016-18) as an Assistant Coach with the 76ers. O'Brien has held head-coaching positions with the Pacers (2007-11), 76ers (2004-05) and Celtics (2001-04). O'Brien led Philadelphia to a 43-39 record and a playoff appearance in his lone season as head coach. A native Philadelphian and Roman Catholic High School standout, O'Brien attended Saint Joseph's University, where he was a three-year starter, led it to three postseason appearances and was team co-MVP his senior season. He later would be enshrined in the school's Hall of Fame as well as the Philadelphia Big Five Hall of Fame. In addition to his NBA coaching experience, O'Brien has spent a wealth of time in the collegiate ranks, serving as an Assistant Coach at Kentucky (1994-97), Oregon (1978-82), St. Joe's (1977-78), Maryland (1976-77), Pembroke State (1975-76) and Wheeling Jesuit (1974-75). He was the Head Coach at the University of Dayton from 1989-1994 and at Wheeling Jesuit from 1982-87. O'Brien and his wife, Sharon, have three children: Jack, Shannon and Caitlyn. Sharon's father is Hall of Famer Jack Ramsay, who served at General Manager for the 1967 NBA Champion 76ers and head coach of the 1977 NBA Champion Portland Trail Blazers.

Allen Lumpkin
Director, Basketball Administration

Scott Rego
Senior Equipment Manager

Rich Fernando
Director, Coaching Administration

Pascual Guerrero
Assistant Athletic Trainer & Physical Therapist

76ERS MEDICAL STAFF

Jonathan Glashow, MD
Chief Medical Officer/Orthopedic Surgeon

Christopher Dodson, MD
Head Team Physician

Barry Kenneally, MD
Head Medical Physician

Peter Vitanzo, MD
Assistant Medical Physician

Brad Tucker, MD
Assistant Team Physician

Dr. Neil Liebman
Team Chiropractor

FRONT OFFICE

Founded by Josh Harris and David Blitzer, Harris Blitzer Sports & Entertainment (HBSE) includes in its portfolio the Philadelphia 76ers, the New Jersey Devils, leading venue Prudential Center in Newark, N.J., the GRAMMY Museum Experience Prudential Center, the Delaware Blue Coats, the Binghamton Devils, the Sixers Innovation Lab Crafted by Kimball, renowned esports franchise Team Dignitas and NBA 2K League Team, 76ers Gaming Club (GC). Led by some of the best and brightest minds across a diverse spectrum of industries, HBSE positions itself as one of the most pioneering, innovative sports and entertainment businesses in the world. HBSE also strives to positively impact the local communities in which it operates through the powerful platform of sports.

SCOTT O'NEIL

Chief Executive Officer

Scott O'Neil is the Chief Executive Officer of Harris Blitzer Sports & Entertainment, an organization with the mission of building passionate, high-performing teams that inspire possibilities in people to enhance the communities where we live, work, play and win.

O'Neil is responsible for the organization's leadership, strategic vision, operations and global vision, including the pursuit and acquisition of sports, entertainment and consumer-facing properties. He is the acting Chief Executive Officer over all properties within the organization's portfolio and under the ownership of Managing Partners Josh Harris and David Blitzer, including: the Philadelphia 76ers (NBA), the New Jersey Devils (NHL), Prudential Center, a top five-ranked performance venue in the U.S. located in Newark, New Jersey; Team Dignitas, an internationally renowned esports team, NBA 2K League's 76ers Gaming Club, the Sixers Innovation Lab Crafted by Kimball, the GRAMMY Museum Experience Prudential Center, the Delaware 87ers (NBA G League), and the Binghamton Devils (AHL). He is an acting Co-Managing partner for Elevate Sports Ventures, a sports and entertainment agency created in partnership between HBSE, Live Nation, the San Francisco 49ers and Oak View Group.

With more than 20 years of experience in the NBA, NHL and NFL, O'Neil has earned a reputation as a leader of leaders and is one of the most connected, dynamic and driven executives in the industry today. Previous executives whom he has mentored and managed run many of the top organizations in sports and entertainment today; those he currently manages are poised to lead the industry into the next generation.

O'Neil's reputation for authentic leadership, unparalleled drive to innovate, and emphasis on the importance of corporate culture has placed him at the forefront of the industry vanguard. In merely six years overseeing operations for the properties in HBSE's portfolio, O'Neil led the Philadelphia 76ers to sign the first jersey patch sponsorship in "Big Four" sports history; construct the most technically advanced training complex in professional sports, the Philadelphia 76ers Training Complex; establish an industry-leading Innovation Lab, and become the first U.S. professional sports franchise to acquire a world-renowned esports team. In that same period, under O'Neil's ambitious and aggressive leadership, Prudential Center has become a top seven and top five most-played venue in the U.S. and the world by Billboard and Pollstar, respectively, and welcomes over 1.75 million fans and event attendees through its doors annually.

Of his professional accomplishments, O'Neil considers his organizations' corporate culture and dedication to community service his greatest successes and future legacy. The Philadelphia 76ers have been named one of the "Most Innovative Companies" in the world by Fast Company magazine (2018), one of the "Top 50 Cultures" in the U.S. by Entrepreneur (2017), three-times named a "Best Place to Work in Philadelphia" by the Philadelphia Business Journal (2016, 2015, 2014), twice named a "Best Place to Work in Pennsylvania by the Central Penn Business Journal (2018, 2017) and named one of the "50 Best Companies to Sell For" by internationally-renowned Selling Power Magazine. Prudential Center was named a "Best Business" by NJBiz (2016). O'Neil's belief that those who steward iconic sports and entertainment brands have the responsibility and privilege to use those platforms to mentor the next generation of leaders and make the world a better place is the driving force behind HBSE's community engagement initiatives.

Recognizing the important role HBSE's properties play within its communities, O'Neil's employees individually volunteer 76 hours of service annually in the communities where their fans and patrons live, work and play, resulting in more than 30,000 hours of dedicated community service each year. The Philadelphia 76ers' charitable endeavor, the Sixers Youth Foundation, has additionally raised more than $1 million for Philadelphia-area youth last year alone and is leveraging sports to help children in need.

A former President of Madison Square Garden Sports, O'Neil was the key architect in some of the largest venue sponsorship deals in history while overseeing iconic sports properties including the New York Knicks (NBA) and New York Rangers (NHL). O'Neil spent seven years as the Senior Vice President of the NBA's renowned Team Marketing and Business Operations group, where he advised NBA, WNBA and NBA Gatorade League teams on all business operations, CRM Department and NBA Canada business. Earlier in his career, O'Neil served as the President of HoopsTV.com and held positions with the Philadelphia Eagles (NFL) and New Jersey Nets (NBA).

For almost a decade, O'Neil has served as an Alternate Governor for the NBA and NHL. Sports and technology outlet, SportTechie, honored him as their "Most Innovative Executive" in 2017. In October 2016, Philadelphia Magazine declared him one of the "Most Innovative" people in Philadelphia. In 2016 and 2017 the Philadelphia Business Journal named O'Neil to their "Power 76" list of the most influential people in the greater Philadelphia region. As a young executive, O'Neil was a three-time member of Sports Business Journal's Forty Under 40 Hall of Fame. O'Neil's influence and experience has earned him a place at the podium at some of the largest industry conferences in the world, delivering keynotes at events such as: Leaders in Sport, Beyond Sport, Sports Business Journal's World Congress of Sport, the IEG Pivot Conference, the Ivy Sports Symposium, Sport Marketing Association's Conference and more. O'Neil's leadership practices have been chronicled and applauded in The Outward Mindset by the Arbinger Institute, publishers of The New York Times Best Seller, Leadership and Self Deception, The Orange Revolution by Adrian Gostick and Chester Elton, and Potato Chip Ticket Sales by Kathy Burrows. He has made numerous appearances on CNN, CNBC, FOX Business Network, and has twice co-hosted Bloomberg television's Bloomberg <GO>. He also interacts daily with his more than 18,000 and 30,000 followers on Twitter and LinkedIn, respectively. He serves on the boards for the March of Dimes, Zoomi Inc., the Sixers Youth Foundation and the Sixers Innovation Lab Crafted by Kimball.

O'Neil earned his bachelor's degree in Marketing from Villanova University and his master's in Business Administration from Harvard Business School. He currently resides in Pennsylvania with his wife, Lisa, and three daughters.

HUGH WEBER

President, Harris Blitzer Sports & Entertainment

Hugh Weber is the president of the New Jersey Devils and Prudential Center, overseeing the day-to-day business strategy and operations for the team and arena. One of the sports industry's most innovative executives, Weber had an immediate and invigorating impact on the overall culture of the organization after taking over the role in August 2013. He has led an aggressive evolution of the company's business model by initiating a fan-first approach focused on personal engagement, while creating robust partnerships and new, ground-breaking revenue streams.

Weber has spearheaded the Devils and Prudential Center's "One Jersey" movement across both consumer and B2B operations, resulting in an inspired season campaign for the Devils and pioneering collaboration with New Jersey's top businesses. Under his leadership, Prudential Center developed the first Flex Membership program in the NHL, giving fans and businesses a customizable platform for purchasing Devils tickets with year-round member benefits; created the first farm-to-fan arena concessions experience, featuring local New Jersey chefs and produce; introduced the first permanent 3D projection system for a U.S. hockey team and arena; and partnered with Ritz-Carlton for staff training in customer service. In 2017, Weber's team brought the largest scoreboard in the National Hockey League to the Prudential Center.

Weber also oversaw the creation of Prudential Center's first brand campaign, "Our House Rules," which gained national attention, including the Event & Arena Marketing Conference's 2015 Campaign of the Year award. Weber is dedicated to hiring the top talent in the industry and providing an environment that encourages professional and personal growth, with a focus on having a long-lasting, positive impact on communities in Newark and around the Garden State. With the guidance of incredible non-profit partners, Prudential Center and Devils employees are at the forefront of creating a better New Jersey.

Weber has a track record of business success that benefits partners, employees and community members. Prior to his role with Prudential Center and the Devils, he was president of the NBA's New Orleans Hornets. During his seven years with the organization, the team achieved record-setting ticket sales and sponsorship figures during a time of unprecedented instability created by Hurricane Katrina. The organization's success extended into the community as the team became a pillar of the region's resurgence.

Weber spearheaded the reorganization of the team's basketball operations and developed creative, interactive programs to procure season ticket holders and build significant, sustainable relationships with local partners and businesses. His efforts directly impacted the team's financial success and helped secure stable, local ownership and a long-term lease with the state. Weber is a board member of a variety of community, economic development and entrepreneurship organizations, reflecting his priority in investing in the people, businesses and leaders around him.

He has four children, Brenna, Zoë, Hugh III and Jackson, and enjoys running, reading and being a father.

CHRIS HECK

President

As President of the Philadelphia 76ers, Chris Heck oversees all day-to-day business operations for the team. Tasked with the goal of rejuvenating the sales and branding operations for one of sports most storied franchises, Heck endeavored to fuse the legendary 76ers heritage with the spirit of the new Philadelphia fan. Under his supervision, Heck led the 76ers to a No. 1 ranking in new season ticket memberships and doubled the new season ticket member fan base, while maintaining a top-five ranking in the National Basketball Association's season ticket member customer service surveys. The 76ers, with Heck serving as lead, redefined NBA playoff campaigns when it unveiled "Phila Unite" for the 2018 NBA Playoffs. For the postseason, the team adopted a redesigned logo, which combined the bell logo, inspired by imagery from Philadelphia's 1976 bicentennial celebration, and the segmented snake, a hidden feature on the team's 2017-18 City Edition uniform that was derived from Benjamin Franklin's historically-significant political cartoon of 1754, and encouraged the city to unite as one for the 76ers playoff run. As part of the campaign, 'Phila Unite' logo decals, murals, banners and flags were spread throughout the city, garnering national media coverage. The 2017-18 City Edition uniforms, designed by Heck's staff with an off-white coloring inspired by the Declaration of Independence, were recognized near the top of ESPN's rankings, while ESPN's Zach Lowe rated the 76ers No. 1 in his annual League Pass rankings ahead of the 2018-19 season. With Heck's guidance, the 76ers sold the five largest partnerships in franchise history, increased corporate partnerships by 30 percent annually and established Patriot Partner and Training Complex founding partnerships. Further, the 76ers now have partners internationally in Europe, Australia and China as the team's brand continues to grow across the globe. Heck played a critical role in groundbreaking initiatives that solidified the 76ers' place as an innovative force in the industry today. Through Heck's leadership, the 76ers secured the first jersey patch sponsorship in "big four" sports history and developed an industry-changing ticketing platform with partner StubHub. He played a critical role in the development of the Philadelphia 76ers Training Complex, home to the 76ers Innovation Lab Crafted by Kimball, where he holds a seat on the Lab's Board of Governors. Heck has also spearheaded the 76ers' G League franchise, the Delaware Blue Coats' rebrand and integration into Wilmington, along with the development of the all-new 76ers Fieldhouse at which the Blue Coats will play their home games, starting in 2019. Under Heck's watch, the 76ers has been named one of the most innovative companies in the world by Fast Company and one of the "50 Best Companies to Sell For" by Selling Power magazine. Heck has also seen the rise of the Sixers Youth Foundation Gala, which in 2018 generated over $1 million in fundraising for the foundation. The 76ers, with Heck's foresight, have built one of the best content teams in all of sports, while the team's twitter account, @Sixers, boasts over 1.5 million followers and was named the best account in the NBA by Complex magazine. Prior to the 76ers, Heck served as President of Business Operations for the New York Red Bulls (MLS), and with the NBA as Senior Vice President in the league's renowned team marketing and business operations arm where he advised NBA teams on ticket sales and service, sponsorship development and marketing, managed the NBA's Canadian business and oversaw all business and marketing for USA Basketball's Senior Men's and Women's National Teams. Heck has held senior positions with Villanova Sports Properties, the Miami Heat and Philadelphia Eagles. Named to Sports Business Journal's Forty Under 40 list in 2008, Heck holds a bachelor's degree from Villanova University and has served as an Adjunct Professor at Columbia University. He currently serves on the Cooper's Ferry Board of Directors, as well as the boards of the 76ers Youth Foundation, Wilt Chamberlain Memorial Scholarship Fund and Philadelphia Sports Hall of Fame. He and his wife, Mary Beth, have three children and reside in Wilmington, Delaware.

LARA PRICE

Chief Operating Officer

In her position as Chief Operating Officer, Lara Price oversees the Philadelphia 76ers Business Operations, Corporate and Team Communications and Public Relations and renowned Community Engagement arms for one of the National Basketball Association's most storied franchises. With 25-plus years of NBA experience, Price acts as the team's primary intermediary with the league office and is the key liaison between the 76ers business and basketball arms of the organization. Price is responsible for principal communication between the 76ers organization and the team's Managing Partners. Price played a critical role in the formation of Harris Blitzer Sports & Entertainment and leads operations and communications between the venture's sports and entertainment properties, including the New Jersey Devils (NHL) and Prudential Center, a top-seven ranked performance venue in the U.S., located in Newark, New Jersey. Price played a critical role in the development of the Philadelphia 76ers Training Complex located in Camden, New Jersey. The 150,000-square-foot facility is home to the 76ers basketball and business operations, and the largest and most technically advanced training facility in professional sports. In her position, Price serves as an ambassador between the 76ers organization and the City Municipalities cities of Philadelphia and Camden. Among her responsibilities, Price additionally oversees the operation of the Delaware Blue Coats, the 76ers NBA G League affiliate and the development and construction of the team's 120,000-square-foot arena, training complex and community sports center, the 76ers Fieldhouse, in Wilmington, Delaware. In 1998, Price became one of the first female Vice Presidents in the NBA. In 2018 she was named as one of Adweek's "Most Powerful Women in Sports," to Sports Business Journal's renowned "Game Changers" list and NAWBO South Jersey's "Trailblazer of the Year." She is a 2015 honoree of the revered Women in Sports & Events (WISE) Woman of the Year Award, recognizing female leaders who have made a significant impact in the business of sports. She currently serves as the Sixers Youth Foundation President and is an active board member of the Police Athletic League, which she also retains a seat on the Education and Finance Committees. She has board positions on the Board of Trustees for the Camden Health and Athletic Association, the Philadelphia Sports Advisory Board, the Wilt Chamberlain Foundations Board, and is a Member of the Leadership Council for KIPP Philadelphia Charter Schools. Price joined the 76ers in 1996 as Director of Marketing after serving as Manager of Team Services for the NBA. She also served as Director of Team Services for the Continental Basketball Association. A native of Boulder, Colorado, Price is a graduate of Colorado State University where she was a member of the women's basketball team. Price resides in suburban Philadelphia.

BRANDON HARRELL

Vice President, Legal & Business Affairs

Brandon Harrell enters his first season as Vice Present, Legal & Business Affairs for the Philadelphia 76ers. In his role, Harrell is responsible for the development and execution of legal and regulatory strategies. He manages the day-to-day legal affairs for the Philadelphia 76ers and works closely with the organization's business partners. Prior to joining the Philadelphia 76ers, Harrell served as Legal Counsel for the Seattle Seahawks. He began his legal career as an associate in the Washington, D.C. office of the national law firm, Beveridge & Diamond, PC. Harrell has served on the Board of Directors for the Urban League and has provided pro bono representation to domestic violence victims, underrepresented tenants and individuals living with HIV. In 2015, he was an awardee of the National Bar Association's Nation's Best Advocates 40 Lawyers Under 40 Award. A graduate of Tulane University Law School, he obtained his B.S. in Chemical Engineering from Hampton University. Harrell is a native of New Orleans, Louisiana and currently resides in Philadelphia with his wife, Keyanna.

ANDY SPIESER

Chief Financial Officer

Andy Speiser begins his 26th season with the Philadelphia 76ers and his 15th as Chief Financial Officer. Speiser manages all financial aspects for the team, including supervision of financial reporting, budgeting, treasury functions, serving as financial liaison to the National Basketball Association, and also plays an integral role in managing day-to-day business operation along with the other members of the 76ers executive team. In addition to his many financial responsibilities, Speiser assists the General Manager's office on matters regarding the complexities of the Collective Bargaining Agreement. His extensive knowledge of the CBA, including the salary cap and player contracts, has made Speiser an invaluable resource to the basketball operations department. He also serves on the Board of Directors for two charitable organizations: the 76ers Youth Foundation and the Wilt Chamberlain Memorial Fund. Prior to joining the 76ers in August 1992, Speiser spent nine years working for McDonnell Douglas Truck Services, Inc. in Fort Washington, Pennsylvania, serving as their corporate controller. A graduate of Syracuse University, Speiser and his wife Sharon have two sons, Alex and Daniel.

KATIE O'REILLY

Chief Marketing Officer

In her role as one of the Philadelphia 76ers most senior leaders, Katie O'Reilly is responsible for the branding and business development for one of the sports industries most iconic properties. As Chief Marketing Officer, O'Reilly oversees the direction of the team's brand, creative and marketing solutions, game presentation, social media, digital and video content, VIP events and hospitality, customer relationship management, business development and merchandise departments. Now entering her sixth season with the 76ers, O'Reilly and her team are the brains behind the acclaimed "Welcome to the Moment," "PHILA Unite," and "Spirit of the Champion" advertising, playoff and tribute campaigns. For their original digital content, social media campaigns, branding efforts and themed jerseys, created in partnership with Nike, O'Reilly's department is widely regarded as one of the most innovative and creative in the sports industry today.

During her tenure with the Philadelphia 76ers, O'Reilly was responsible for corporate business development surrounding the team's new 150,000-square-foot Training Complex, including the creation, development and launch of the Sixers Innovation Lab Crafted by Kimball, on which she currently holds a position on the Board of Governors. Additionally, O'Reilly spearheaded the creation of the 76ers Legends Walk – commissioned sculptures of past 76ers greats that lives permanently at the 76ers Training Complex.

A 2016 Philadelphia Business Journal "40 Under 40" honoree, O'Reilly joined the 76ers in 2013 to lead the new Business Development department where she played a crucial role in securing some of the largest partnerships in franchise history. Prior to the Philadelphia 76ers, O'Reilly served as the Director of Partnership Marketing for Insignia Sports & Entertainment. She served as National Program Director for IMG College in New York City where she oversaw the sales development team responsible for creating national programs and media plans for corporate partnerships across 70-plus Division I university athletic departments, conferences and related properties. She previously held positions with the National Basketball Association's renowned Team Marketing & Business Operations group and at Madison Square Garden. O'Reilly, a Lower Merion native and Shipley School alumni, received a B.A. in History from the University of Michigan and currently resides in Philadelphia, Pennsylvania, with her husband, Edward and their son Arnie.



JAKE REYNOLDS

Chief Revenue Officer

As the Chief Revenue Officer for the Philadelphia 76ers, Jake Reynolds is responsible for the corporate partnership sales and activation and ticket sales and service departments, strategy and revenue generation for the National Basketball Association franchise. Under his leadership, the 115-person ticket sales and service department, the largest in professional sports today, has achieved unprecedented success in new season ticket membership growth and retention, group sales and employee retention and promotion. Over the past four years with the iconic NBA franchise, Reynolds spearheaded significant changes to the team's sales and service departments, the result of which placed the 76ers at the top of NBA new season ticket membership and fan customer service charts. Reynolds was an integral driver in the design, development and implementation of the Philadelphia 76ers and partner, StubHub's groundbreaking ticketing platform. The revolutionary new ticketing platform seamlessly integrates and makes available primary and secondary seats in one marketplace, on one seating map, with one blended pricing purchase process; providing 76ers fans unparalleled access to available seats with a world-class, fan-friendly mobile experience. A 2017 honoree at the Leaders and Aspire Academy's international "Leaders Under 40" awards, Reynolds routinely presents his signature corporate culture tactics and approach at NBA and sports industry conferences. His millennial management philosophy and style has been chronicled in Sports Illustrated, the Sports Business Journal, the Philadelphia Business Journal and more. His management initiatives played a critical part in 76ers three-time recognition as one of the "Best Places to Work in Philadelphia," by the Philadelphia Business Journal. Prior to his position with the Philadelphia 76ers, Reynolds was the Director of Inside Sales for Monumental Sports & Entertainment, overseeing the ticket sales, servicing, and sales staff efforts for the Washington Wizards, Washington Capitals, Washington Mystics, and Georgetown men's basketball. Reynolds has his B.S. in Business Management from Utah Valley University. He resides in Garnet Valley, Pennsylvania, with his wife Emily and their three daughters.

COMMUNITY

2018-19 SOCIAL RESPONSIBILITY PLATFORMS

The 76ers believe that by fostering a bold and gutsy positive attitude, and nurturing devotion and commitment to a productive goal, young people can achieve their own personal greatness. Whatever endeavor they choose to pursue can be honed, crafted and developed. We are committed to fostering positive change in the lives of young people living in Philadelphia and Camden both in the classroom and on the court.

The motto we encourage for all those involved in our programs is: "I won't let others predict my future — I will invent my future, I will create my success."

OUR VISION
The 76ers envision communities where all children have the opportunity to create, pursue and realize their dreams, and live productive lives.

OUR MISSION
To use the power of sport to inspire and educate future generations in the communities where our fans live, work and play.

OVERVIEW
Our social responsibility efforts consist of three pillars: the Sixers Youth Foundation, the Wilt Chamberlain Memorial Fund and the Community Relations initiatives of the Philadelphia 76ers.

OUR PROGRAMS AND ACTIVITIES

SIXERS YOUTH FOUNDATION

The Sixers Youth Foundation is a 501(c)(3) nonprofit organization committed to using the power and influence of sports to help underserved and vulnerable youth in Philadelphia and Camden develop the life-success skills they need to succeed. We invest our resources in neighborhood-based programs that capture the attention and enthusiasm of young people in measurable ways, which foster academic achievement and support behaviors regarding their personal health and wellness.

SIXERS YOUTH FOUNDATION

WILT CHAMBERLAIN MEMORIAL FUND

The Wilt Chamberlain Memorial Fund encourages and supports the college and career pursuits of high school students with financial needs in the Greater Philadelphia Area.

Since 2005, the Fund has awarded more than 70 scholarships in Wilt Chamberlain's honor to area high school seniors, who not only embody the Hall of Famer's values of hard work and ambition, but also demonstrate a commitment to helping and serving others. The WCMF also proudly supports college preparatory initiatives that provide students with pathways toward their higher education goals.

COMMUNITY RELATIONS

Through a strategic Community Relations effort, the 76ers connect to fans and communities by investing resources in ways that are inspiring, engaging and informative. Events and activities are designed to support the academic achievements as well the healthy mindsets and behaviors we want our young fans to develop and cultivate. Complementing this work are the 10,000+ volunteer hours provided by our employees, players and coaching staff throughout the season.

PROGRAMS & INITIATIVES

AUTISM INCLUSION

This year, the 76ers and The Center received a designation as a "sensory-inclusive venue" from NBA partner KultureCity. More than 80% of the 76ers and Center employees are now trained on how to best respond to fans' special sensory needs during our home games. Guests also have access to sensory kits that provide tools and resources for those who may be overwhelmed by the game experience. In addition, the 76ers host an annual Bounce Out the Stigma youth basketball clinic led by 76ers Head Coach Brett Brown and local youth coach "Mighty Mike" Simmel.

BLACK HISTORY MONTH, PRESENTED BY PECO

Every February, the Philadelphia 76ers celebrated Black History Month and continue to further the organization's commitment to diversity and inclusion for all. By focusing on our communities' young leaders, the 76ers strive to positively impact those who will be making history in the future. The team also dedicates a home game in February to recognize African American leaders in the Greater Philadelphia Area.

FIT76

NBA FIT is the league's comprehensive health and wellness platform that encourages everyone to "Be Active, Eat Healthy and Play Together." In support of this, the 76ers are launching the 76ers Combine at one local school, in which youth will participate in four skills and drills. Two months later, the youth will be re-tested on the same activities and one champion will be crowned per age and gender bracket. In addition, the 76ers will also host five Fit76 clinics at local schools to engage the students and share messages of healthy habits.

MARTIN LUTHER KING JR. DAY

Volunteer service and giving back are both at the heart of Dr. Martin Luther King Jr. Day and the 76ers organization. The 76ers will honor the work and legacy of Dr. King with special in-arena video presentations recognizing his local impact and encouraging volunteer service. Prior to the home game on MLK Day, the 76ers will deploy volunteers toward a local service project in an effort to give back. Volunteers who have made a difference in our communities will be invited to attend the game and be honored on-court for their tremendous impact..

OUR PROGRAMS AND ACTIVITIES

SEASON OF GIVING

The Season of Giving is the NBA's platform to giving back during the holiday season. In support, the 76ers host numerous holiday events, including this season's annual Coat Drive, presented by The Rothenberg Law Firm, Canned Goods Drives, presented by ShopRite, Toy Drive and Holiday Hoopla. These events are designed to spread cheer throughout our communities during the holiday season and assist those in-need.

STARS AND STRIPES, PRESENTED BY TOYOTA

In partnership with the NBA Cares' Hoops for Troops initiative, the 76ers and Toyota show their on-going commitment to our military and their families by hosting a series of recognition events throughout the season. Highlights include a home game dedicated to our active and retired service men and women, and a Project 76 Day of Service community event. This year's event will feature 76ers players and staff working alongside members of the military to pack kits that are distributed to active military members.

MENTOR

Recognizing the transformative power of mentorship, the 76ers operate unique programs that offer employees the opportunity to mentor local youth. The three mentoring programs that the team operates – the Wilt Chamberlain Memorial Fund Mentorship Program, Big Brothers Big Sisters Beyond School Walls, LEAP E-Mentoring – focuses on mentoring middle-school through college-aged students. In addition, the 76ers will dedicate a home game to honoring outstanding mentors from our area.

PLAYER AND COACH INITIATIVES

Throughout the course of the season, the 76ers help support and amplify the causes and organizations that are of interest to players and coaches. Every fall, 76ers head coach Brett Brown presents a coaching clinic for area youth basketball coaches. This outreach initiative aims to cultivate the local basketball coaching community by providing resources and sharing ideas to becoming better coaches. The fourth edition of this annual event welcomed close to ***1,000 attendees.***

In addition, the 76ers have worked with players such as guard-forward Ben Simmons, guard Markelle Fultz, forward-center Joel Embiid and forward Robert Covington to assist in helping them give back to our local communities through holiday shopping sprees, winter coat drives, group visits to a game, as well as monetary donations to local organizations.

WALK IN MY SHOES

Furthering the 76ers dedication to mentorship, the team operate a unique mentoring program that pairs local youth with 76ers players. Amplifying the awareness of the 76ers' and Sixers Youth Foundation's existing programs and initiatives, this season-long commitment creates life-long memories and experiences for our young mentees, while also deeply engaging the team and other leaders in our communities. 76ers mentors include guard T.J. McConnell, forward Robert Covington, guard Shake Milton and forward-center Mike Muscala.

76ERS ACADEMY, PRESENTED BY VIRTUA

The 76ers annually host their 76ers Academy, presented by Virtua. During this one-day basketball clinic, the Sixers Dunk Squad, presented by Dunkin' Donuts and other coaches teach basic basketball skills to more than 75 sixth, seventh and eighth graders. 76ers legend World B. Free also addresses the importance of teamwork and inclusion.

RECOGNITIONS & AWARDS

At home games throughout the season, the 76ers honor and recognize individuals and organizations that have persevered challenging life experiences and made a difference in the lives of others. Award recipients receive complementary seats at the game, a VIP experience, photo opportunities and public recognition.

GAME CHANGER AWARD, PRESENTED BY FIRSTRUST BANK

The 76ers and Firstrust Bank recognize an individual or organization that has used the power of coaching and mentoring to develop the potential of local youth. These Game Changers display the ability to positively impact children living in our local communities, specifically through sport.

NEW ERA TIP OF THE CAP

The 76ers and New Era believe in the power of volunteering and bettering our local communities through community service. At select home games throughout the season, the Tip of the Cap will honor local volunteers, who have dedicated themselves to being difference makers through assisting others.

STRONG KID OF THE GAME, PRESENTED BY THE ROTHENBERG LAW FIRM

The 76ers and The Rothenberg Law Firm team up throughout the season to honor the incredibly strong youth of our communities where our fans live, work and play. The youth recognized as the Strong Kid of the Game have overcome trying circumstances and persevered against the odds, showing what it truly means to be Sixers Strong.

TOYOTA SALUTE OF THE GAME

The 76ers and Toyota show their appreciation for active and retired members of the military by highlighting their service to our nation's armed forces. The Salute of the Game tips-off the 76ers and Toyota's Stars & Stripes platform and runs throughout the season.

OUR PROGRAMS AND ACTIVITIES

SONNY HILL LEGACY AWARD

This home game on-court recognition is in honor of Sonny Hill's tremendous contributions to the youth basketball success in the city of Philadelphia. One young player will be selected for his or her tremendous actions on and off the court – displaying how to be a role model and true leader.

PROJECT 76 EMPLOYEE VOLUNTEER PROGRAM

Project 76 is the 76ers official employee volunteer program that encourages employees to serve at least ***76*** hours per year in our local communities. These hours are fulfilled through the self-driven interests of employees, as well as team-based projects. Last year, employees, players and coaches contributed over ***10,000*** hours of service to over ***200*** organizations throughout our communities.

DONATIONS

IN-KIND DONATIONS

The 76ers proudly donate countless items and packages to deserving nonprofit organizations with initiatives focused on youth development throughout the Greater Philadelphia Area. In-kind donations are designed to raise both funds and awareness for eligible nonprofit organizations as their efforts in the community are supported.

TICKET ASSIST PROGRAM

The 76ers support youth development programs and activities throughout our communities by donating tickets to qualified nonprofit organizations. Priority is given to initiatives focused on youth living in the Greater Philadelphia Area.

WORLD B. FREE

Ambassador of 76ers Basketball

Entering his 20th season with the Sixers front office, World B. Free serves as the Ambassador of 76ers Basketball. A fixture in the 76ers family, the former 1975 Sixers second round draft pick travels to schools, recreation centers and playgrounds in the tri-state area teaching the fundamentals of basketball and life. Additionally, Free makes countless public appearances on behalf of the organization delivering motivational messages, interacting with season ticket members and sponsors, and greeting fans at 76ers home games.

Free poured in 17,955 points over his illustrious 13-year career. The prolific scorer from Brooklyn spent four years with the 76ers (1975-78, 1987), while also making stops in San Diego (1978-80), Golden State (1980-82), Cleveland (1983-86) and Houston (1987). As a member of the 1979-80 San Diego Clippers, Free put together his best season in the NBA. He averaged an astounding 30.2 points over just 68 games, which landed him a spot in the 1980 NBA All-Star Game. He appeared in 886 games over his career, averaging 20.3 points while dishing-out 3.7 assists per contest. Free, who also spent two seasons as the 76ers strength and conditioning coach, was inducted into the New York City Basketball Hall-of-Fame in 1997, joining the likes of former teammate, Billy Cunningham, Kareem Abdul-Jabbar, Connie Hawkins, Lenny Wilkens and Nate "Tiny" Archibald. Free attended Guilford College located in North Carolina for three years, where he averaged 23.6 points and 6.5 rebounds per game. He was a member of the school's 1973 NAIA Championship team, while being named the tournament's Most Valuable Player. A native of Brooklyn, New York, Free currently resides in the Philadelphia area.

NBA CARES

NBA Cares is the league's global social responsibility program that builds on the NBA's mission of addressing important social issues. NBA Cares programs and participants have provided more than **4.5** million hours of hands-on service and created more than **1,210** places where kids and families can live, learn or play in communities around the world. The NBA also engages more than **26** million youth annually, inspiring play and teaching the values of the game. NBA Cares works with internationally recognized youth-serving programs that support education, youth and family development, and health-related causes, including: Thurgood Marshall College Fund, Special Olympics, YMCA of the USA, Boys & Girls Clubs of America, UNICEF, the Make-A-Wish Foundation, Share Our Strength and GLSEN.

NOTES

PLAYERS

#0 JERRYD BAYLESS

★ ★ ★ ★ ★ ★

POSITION	GUARD
HEIGHT	6-3
WEIGHT	210
YEARS PRO	10
FROM	ARIZONA/USA
BORN	8/20/88

CAREER HIGHS

PTS	31 (2)	@ DET 12/11/10
FG	12	vs. ATL 2/26/14
FGA	24	@ SAS 12/23/09
3FG	6 (2)	@ BRK 11/2/15
3FGA	12	vs. PHI 4/4/14
FT	11 (2)	@ CHA 1/15/09
FTA	12 (4)	@ CHA 2/22/11
OR	2 (14)	vs. PHO 12/4/17
DR	8	@ NOP 3/17/15
TR	8	vs. WAS 2/11/16
AST	11 (2)	@ DEN 12/14/12
STL	4 (5)	vs. TOR 12/21/17
BLK	3	@ CHA 11/17/12
MIN	46:40	@ BRK 11/2/15

PLAYOFF HIGHS

PTS	19	@ LAC 4/20/13
FG	7	@ SAS 5/21/13
FGA	18	@ SAS 5/21/13
3FG	3 (2)	vs. LAC 5/3/13
3FGA	8	vs. LAC 5/3/13
FT	6	@ PHO 4/18/10
FTA	9	@ PHO 4/18/10
OR	2 (2)	vs. CHI 4/25/15
DR	4 (4)	@ SAS 5/19/13
TR	4 (8)	vs. CHI 4/30/15
AST	7	vs. PHO 4/29/10
STL	2	@ SAS 5/21/13
BLK	2	vs. SAS 5/25/13
MIN	37:36	@ PHO 4/26/10

NBA REGULAR SEASON STATISTICS

YEAR	TM	AGE	G	GS	MP	FG	FGA	FG%	3P	3PA	3P%	FT	FTA	FT%	ORB	DRB	TRB	AST	STL	BLK	TOV	PF	PTS
17-18	PHI	29	39	11	23.7	2.8	6.7	0.416	1.4	3.7	0.37	0.9	1.1	0.795	0.4	1.7	2.1	1.4	0.6	0.2	1.2	2.3	7.9
16-17	PHI	28	3	1	23.7	3.7	10.7	0.344	0.7	1.7	0.4	3	3.3	0.9	1	3	4	4.3	0	0	3	1.3	11
15-16	MIL	27	52	18	28.9	3.6	8.4	0.423	1.9	4.4	0.437	1.3	1.7	0.778	0.4	2.3	2.7	3.1	0.9	0.2	1.4	2.1	10
14-15	MIL	26	77	4	22.3	2.9	6.7	0.426	0.5	1.6	0.308	1.6	1.8	0.883	0.3	2.5	2.7	3	0.8	0.2	1.7	2.1	7.8
13-14	BOS/MEM	25	72	19	23.4	3.4	8.6	0.402	1.1	2.9	0.358	1.3	1.6	0.797	0.3	1.7	2	2.7	0.8	0.1	1.1	2.2	9.3
12-13	MEM	24	80	4	22.1	3.3	7.8	0.419	0.9	2.5	0.353	1.3	1.5	0.836	0.3	1.9	2.2	3.3	0.7	0.2	1.5	2.1	8.7
11-12	TOR	23	31	11	22.7	3.8	8.9	0.424	1.4	3.4	0.423	2.4	2.8	0.852	0.3	1.9	2.1	3.8	0.8	0.1	1.7	2.3	11
10-11	TOR/NOH	22	71	14	21.1	3.1	7.3	0.422	0.7	2.1	0.336	2.3	2.9	0.806	0.4	2	2.3	3.7	0.5	0.1	1.8	2.1	9.2
09-10	POR	21	74	11	17.6	2.7	6.5	0.414	0.4	1.2	0.315	2.7	3.3	0.831	0.2	1.4	1.6	2.3	0.4	0.1	1.3	2.1	8.5
08-09	POR	20	53	0	12.4	1.3	3.6	0.365	0.1	0.5	0.259	1.6	1.9	0.806	0.2	0.9	1.1	1.5	0.3	0	1.1	1.5	4.3
CAREER			**552**	**93**	**21.4**	**3**	**7.2**	**0.414**	**0.9**	**2.3**	**0.366**	**1.7**	**2.1**	**0.824**	**0.3**	**1.8**	**2.1**	**2.8**	**0.6**	**0.1**	**1.4**	**2.1**	**8.5**

NBA PLAYOFF STATISTICS

YEAR	TM	AGE	G	GS	MP	FG	FGA	FG%	3P	3PA	3P%	FT	FTA	FT%	ORB	DRB	TRB	AST	STL	BLK	TOV	PF	PTS
17-18	PHI	29	1	0	2	0	0	0	0	0	0	0	0	0	0	0	0	0	0	0	0	0	0
14-15	MIL	26	6	0	20	2	5.8	0.343	0.3	1.2	0.286	2.2	2.8	0.765	0.7	1.8	2.5	3	0.3	0.3	0.7	2	6.5
12-13	MEM	24	15	0	21.3	3.3	9.1	0.358	1.2	3.9	0.305	1.5	1.7	0.885	0.1	1.9	2	2.1	0.5	0.3	1.1	2.3	9.3
09-10	POR	21	6	2	27.7	4.7	10.8	0.431	1	2.5	0.4	3.2	4	0.792	0.7	2	2.7	3.8	0.3	0	1.3	3.5	13.5
08-09	POR	20	2	0	5.5	1	3	0.333	0	0.5	0	1	1.5	0.667	0	0.5	0.5	0	0	0.5	0.5	0	3
CAREER			**30**	**2**	**20.6**	**3**	**8.1**	**0.374**	**0.9**	**2.7**	**0.317**	**1.9**	**2.3**	**0.814**	**0.3**	**1.8**	**2.1**	**2.4**	**0.4**	**0.3**	**1**	**2.3**	**8.8**

TRANSACTIONS: Selected by the Pacers with the 11th overall pick of the 2008 NBA Draft...Traded by Indiana with Ike Diogu to Portland for Jarrett Jack, Josh McRoberts and Brandon Rush on 7/9/08...Traded by the Trail Blazers to the Hornets for a 2011 first-round draft pick on 10/23/10...Traded by New Orleans with Peja Stojakovic to Toronto for David Andersen, Marcus Banks and Jarrett Jack on 11/20/10...Signed with the Grizzlies as a free agent on 7/13/12...As part of a three-team trade, traded by Memphis to Boston on 1/7/14...Signed with Milwaukee as a free agent on 7/31/14...Signed with the 76ers on 7/13/16.

PRO CAREER: Appeared in 552 games (93 starts), averaging 8.5 points, 2.1 rebounds and 2.8 assists in 21.4 minutes per game, while shooting .414 from the field, .366 from three-point range and .824 from the free-throw line.

2017-18 (PHI): Appeared in 39 games (11 starts), averaging 7.9 points, 2.1 rebounds and 1.4 assists in 23.7 minutes per game...Scored a season-high 18 points vs. Boston (10/20)...Grabbed a season-high five rebounds on two occasions, at Houston (10/30) and vs. Phoenix (12/4)...Tied his career-high with two offensive rebounds vs. Phoenix (12/4)...Dished out a season-high five assists at Houston (10/30)...Tied his career-high with four steals vs. Toronto (12/21)...Reached double figures in points in 15 contests...Was a season-high plus 22 at Denver (12/30)...Recorded four consecutive double figure scoring games from Dec. 15-21...From Oct. 18-Nov. 1 (eight games, seven starts) averaged 11.9 points, 2.8 rebounds and 2.0 assists in 31.4 minutes per game, while shooting .478 from the field, .833 from the free-throw line and .452 from three-point range...Missed six games with a left wrist contusion from Nov. 7-18...Missed six games with a sore left wrist from Jan. 20-29.

2016-17 (PHI): Played in three games (one start), averaging 11 points, 4.3 assists, and 4 rebounds in 23.7 minutes per game...Scored a season-high 18 points on 11/23 vs MEM...Missed the last 67 games after undergoing wrist surgery on 12/15/16.

2015-16 (MIL): Played in 52 games (18 starts), averaging 10.4 points, 3.1 assists and 2.7 rebounds in 28.9 minutes per game...Shot a career-high 43.7 percent from three, which ranked fourth in the NBA during the regular season...Made a career-high 101 three-pointers (previous high was 76 in 72 games during the 2013-14 season while playing for the Raptors)...Had a career-high-tying six 3-pointers on 11/2 vs. BKN and finished with a season-high 26 points...Logged his lone double-double of the season with a season-high 10 assists and 19 points on 11/7 vs. BKN...Had 19 points and seven assists on a season-high-tying eight field goals on 12/28 at DAL...Tied his career high of eight rebounds on 2/11 vs. WAS...Recorded three 20-plus point games and 28 10-plus point games.

2014-15 (MIL): Appeared in 77 games (four starts), shot 88.3 percent from the free-throw line (121-for-137), which ranks 15th in Bucks history for highest single-season free-throw percentage with at least 120 FTM ...Tied career-high eight rebounds – all of which were defensive, which was a new career high – on 3/17 at NOP...Played a season-high 39 minutes on 2/20 vs. DEN...Grabbed career-high eight rebounds on 2/23 at CHI...On 2/2 at TOR tied season-high nine assists...Hit 58 consecutive attempts from the free-throw line from 11/19 to 1/25, which is the longest streak of free throw makes by a Buck since Michael Redd hit 59 in a row from 1/19 to 2/10/04...Set season-high for assists with nine vs. UTA on 1/22...Hit season-high seven field goals on 12/20 at LAC...Made first start of the season at TOR on 11/21...Scored season-high 20 points on 11/1 at WAS...Swiped season-high three steals three times.

2013-14 (BOS/MEM): Averaged 9.3 points, 2.0 rebounds and 2.7 assists in 23.4 minutes per game split between Memphis and Boston...With Boston averaged 10.1 points, 2.1 rebounds and 3.1 assists per game...Shot 41.8 percent from the floor and 39.5 percent from 3-point range with Boston...Recorded 19 points off the bench against SAC that included a season-high-tying four three-pointers on 2/7...Dished season-high nine assists against San Antonio on 2/12...Netted a season-high 29 points against Atlanta on 2/26 that included a career-high 12 field goals...In 41 games with Boston, recorded 10 or more points 22 times and 20-plus points four times...In 14 starts for Boston, averaged 13.9 points, 2.9 rebounds, 2.9 assists and 1.0 steal in 30.7 minutes...Shot 47.1 percent from three-point range when he started for Boston...Recorded his 1,000th assist against Philadelphia on 2/5 and his 3,000th career point against Indiana on 3/1.

2012-13 (MEM): Averaged 8.7 points, 2.2 rebounds and 3.3 assists on 41.9 percent shooting in 22.1 minutes in a career-high 80 games (four starts)...Registered 14.6 points on 43.4 percent shooting over the final 16 games of the season...Ranked second on the team in 3FGM (71) and 3FGA (201)...As a starter, posted 16.0 points, 4.0 rebounds and 5.8 assists in 37.8 minutes...Scored 10-plus points in nine consecutive games from 1/23-2/8 and again from 3/15-29, the second-longest scoring streaks of his career...Recorded the two highest scoring totals by a Memphis reserve that season with 29 on 2/5 vs. Phoenix and season-high 30 on 3/23 vs. Boston, one of two 30-point games by a Grizzlies player that year (Zach Randolph, 38 on 12/4 vs. Phoenix)...Tied career-high with 11 assists in only 17 minutes on 12/14 at Denver, becoming the first NBA player to record that many assists in that few minutes since Randy Woods (L.A. Clippers) on 2/14/95 at Houston...Made a step-back jumper and sank two free throws in the final 24 seconds to help Memphis defeat Cleveland on 11/26 in his first start of the season...Scored seven points in the final 11 seconds of regulation in Memphis home win on 3/20 vs. Oklahoma City, including a three-pointer with 3.7 seconds remaining to send the game into OT...Scored in double figures 25 times in his final 40 games after doing so just three times in his first 40...Inactive two games from 4/7-9 due to a sore right knee.

2011-12 (TOR): Set career-highs in scoring (11.4 points) and assists (3.8) in 31 games (11 starts)...Increased averages to 17.8 points and 5.3 assists while shooting 45.0 percent from the field and 42.9 percent from three-point range in his 11 starts...Made career-high six 3-pointers in a 30-point performance on 2/6 at Washington.

2010-11 (TOR/NOH): Averaged 9.2 points, 2.3 rebounds and 3.7 assists in 71 games (14 starts), splitting the season between NOH and TOR...As a starter, increased averages to 18.1 points and 6.7 assists in 35.6 minutes...Set career-highs with 11 assists and 8 rebounds on 1/24

CONTINUED ON PAGE 84

#43 JONAH BOLDEN

★ ★ ★ ★ ★ ★

POSITION	FORWARD
HEIGHT	6-10
WEIGHT	220
YEARS PRO	R
FROM	MACCABI TEL AVIV (ISRAEL)/AUSTRALIA
BORN	1/2/96

EUROLEAGUE HIGHS

PTS	12 (5)	at VALENCIA 4/6/18
FG	5 (4)	at VALENCIA 4/6/18
FGA	12	at FC BARCELONA 11/23/17
3FG	3	at CRVENA ZVEZDA 10/26/17
3FGA	6 (2)	at FC BARCELONA 11/23/17
FT	3 (2)	at ZALGIRIS 2/1/18
FTA	5	vs. BROSE BAMBERG 1/11/18
OR	4 (2)	vs. FC BARCELONA 11/23/17
DR	10	vs. BROSE BAMBERG 1/11/18
TR	10 (3)	vs. BROSE BAMBERG 1/11/18
AST	5 (2)	at ZALGIRIS 2/1/18
STL	5 (2)	vs. UNICAJA MALAGA 12/28/17
BLK	4 (2)	vs. ZALGIRIS 11/30/17
MIN	32:43	at ZALGIRIS 2/1/18

EUROLEAGUE STATISTICS

YEAR	TM	AGE	G	GS	MP	FG	FGA	FG%	3P	3PA	3P%	FT	FTA	FT%	ORB	DRB	TRB	AST	STL	BLK	TOV	PF	PTS
17-18	MACCABI	21	29	28	21.1	2.7	5.5	0.487	0.8	2.5	0.319	0.8	1.5	0.512	1.2	4.3	5.5	1.6	1.2	0.9	1	2.3	6.7
CAREER			**29**	**28**	**21.1**	**2.7**	**5.5**	**0.487**	**0.8**	**2.5**	**0.319**	**0.8**	**1.5**	**0.512**	**1.2**	**4.3**	**5.5**	**1.6**	**1.2**	**0.9**	**1**	**2.3**	**6.7**

TRANSACTIONS: Drafted by the Philadelphia 76ers in the second round (36th pick) of the 2017 NBA Draft.

INTERNATIONAL: 2017-18: (MACCABI FOX TEL AVIV (ISRAEL)) In total, across BSL and Euroleague play, appeared in 55 games (52 starts)...Averaged 7.2 points, 6.0 rebounds, 1.4 assists and 1.2 steals in 20.8 minutes per game...Scored a personal BSL season-high 23 points vs. Ironi Nahariya (12/12)...Brought down a personal BSL season-high 12 rebounds vs. Hapoel Bank Yahav Jerusalem...Dished out a season-high five assists on two occasions, vs. Zalgiris (2/1) and vs. Fenerbahce (12/21)...Stole the ball a season-high five times on two occasions, vs. Zalgiris (11/30) and vs. Unicaja Malaga (12/28)...Blocked a personal BSL season-high five shots vs. Hapoel Eilat (1/8)...Posted three doubles-doubles...2016-17: (FMP BEOGRAD (SERBIA)) In total, across KLS and Liga ABA play, appeared in 40 games (38 starts)...Averaged 12.6 points, 7.0 rebounds, 1.6 assists and 1.3 steals in 27.2 minutes per game...Scored a season-high 25 points vs. BC Igokea (1/10)...Grabbed a season-high 17 rebounds vs. KK Dynamic (5/3)...Dished out a season-high six assists vs. KK Mornar (1/15)...Recorded a season-high six steals vs. KK Crvena Zvezda (5/22)...Blocked a season-high four shots on two occasions, vs. KK Mega Bemax (12/25) and vs. KK Vrsac Swisslion (4/26)...Reached double figures points in 27 games.

COLLEGE: UCLA (2014-16)

2015-16: Played in 31 games, making 11 starts...Averaged 4.6 points and 4.8 rebounds in 21.7 minutes per game...Scored in double figures in five games...Totaled at least 10 rebounds in three games...Recorded one double-double in a win at Gonzaga (Dec. 12), finishing with 10 points and 11 rebounds...Scored a season-high 16 points and grabbed nine rebounds in a win at Arizona State (Feb. 14)...Twice totaled a season-high 11 rebounds – at Gonzaga (Dec. 12) and versus Washington (Jan. 28)...Finished the season with 27 blocks, the third-highest total on the team...Blocked at least two shots in nine games...Also recorded 33 assists and 21 steals...2014-15: Ruled ineligible by the NCAA.

OFF THE COURT: Full name: Jonah Anthony Bolden...Born in 1996 in Melbourne, Australia...Jonah is the older of Bruce Bolden and Marie Yacoub's two children...Has one younger sister, Cairo...Father, Bruce, played professional basketball for 20 years (including three years in Europe and 17 in Australia).

#22 WILSON CHANDLER

★ ★ ★ ★ ★ ★

POSITION	FORWARD
HEIGH	6-9
WEIGHT	225
YEARS PRO	10
FROM	DEPAUL/USA
BORN	5/10/87

CAREER HIGHS

PTS	36	vs. SAC 3/6/17
FG	15	vs. SAC 2/9/10
FGA	25	vs. OKC 11/25/16
3FG	6 (6)	@ BRK 12/7/16
3FGA	12 (5)	@ MIL 2/20/15
FT	13	vs. MIL 2/3/17
FTA	17	vs. MIL 2/3/17
OR	7	vs. SAC 10/21/17
DR	15	@ ATL 1/1/10
TR	17	@ ATL 1/1/10
AST	7 (2)	@ PHI 3/26/18
STL	4	vs. HOU 3/7/15
BLK	6	vs. SAS 3/23/11
MIN	48:58	@ LAC 2/11/09

PLAYOFF HIGHS

PTS	19	vs. GSW 4/30/13
FG	6	vs. GSW 4/30/13
FGA	17	@ GSW 5/2/13
3FG	5	vs. GSW 4/30/13
3FGA	11	vs. GSW 4/30/13
FT	5	vs. GSW 4/23/13
FTA	6	vs. GSW 4/23/13
OR	2	vs. OKC 4/25/11
DR	12	vs. GSW 4/20/13
TR	13	vs. GSW 4/20/13
AST	3 (2)	@ GSW 5/2/13
STL	3	@ GSW 5/2/13
BLK	2 (3)	vs. GSW 4/20/13
MIN	39:02	vs. GSW 4/20/13

NBA REGULAR SEASON STATISTICS

YEAR	TM	AGE	G	GS	MP	FG	FGA	FG%	3P	3PA	3P%	FT	FTA	FT%	ORB	DRB	TRB	AST	STL	BLK	TOV	PF	PTS
17-18	DEN	31	74	71	31.7	3.8	8.5	0.445	1.2	3.3	0.358	1.2	1.5	0.772	1.4	4	5.4	2.1	0.6	0.5	1.2	2.1	10
16-17	DEN	30	71	33	30.9	6.1	13.2	0.461	1.5	4.6	0.337	2	2.7	0.727	1.5	5	6.5	2	0.7	0.4	1.6	2.4	15.7
14-15	DEN	28	78	75	31.7	5.4	12.5	0.429	1.8	5.2	0.342	1.4	1.8	0.775	1.2	4.9	6.1	1.7	0.7	0.4	1.4	3	13.9
13-14	DEN	27	62	55	31.1	5	11.9	0.416	2	5.7	0.348	1.8	2.5	0.724	0.9	3.8	4.7	1.8	0.7	0.5	1.3	3.1	13.6
12-13	DEN	26	43	8	25.1	4.9	10.6	0.462	1.2	2.9	0.413	2	2.6	0.793	1	4	5.1	1.3	1	0.3	1.4	2.8	13
11-12	DEN	25	8	6	26.8	3.9	9.9	0.392	0.4	1.5	0.25	1.3	1.5	0.833	0.8	4.4	5.1	2.1	0.8	0.8	2.3	2.3	9.4
10-11	DEN/NYK	24	72	49	33.3	6	13.2	0.45	1.6	4.4	0.35	1.8	2.2	0.807	1	4.6	5.7	1.7	0.7	1.3	1.4	2.8	15.3
09-10	NYK	23	65	64	35.7	6.3	13.2	0.479	0.6	2.3	0.267	2	2.5	0.806	1.4	3.9	5.4	2.1	0.7	0.8	1.7	2.8	15.3
08-09	NYK	22	82	70	33.4	5.5	12.9	0.432	1.3	3.8	0.328	2.1	2.6	0.795	1.1	4.3	5.4	2.1	0.9	0.9	1.7	3	14.4
07-08	NYK	21	35	16	19.6	3	6.9	0.438	0.3	0.9	0.3	1	1.5	0.63	1.1	2.5	3.6	0.9	0.4	0.5	0.8	2.4	7.3
CAREER			**590**	**447**	**29.3**	**5.2**	**11.7**	**0.445**	**1.3**	**3.9**	**0.341**	**1.7**	**2.2**	**0.769**	**1.2**	**4.2**	**5.4**	**1.8**	**0.7**	**0.6**	**1.4**	**2.7**	**13.5**

NBA PLAYOFF STATISTICS

YEAR	AGE	TM	G	GS	MP	FG	FGA	FG%	3P	3PA	3P%	FT	FTA	FT%	ORB	DRB	TRB	AST	STL	BLK	TOV	PF	PTS
12-13	DEN	26	6	6	34.2	4.5	12.7	0.355	1.5	4.8	0.31	1.5	2	0.75	0.8	4.7	5.5	1.3	1.3	0.5	1.2	4.2	12
10-11	DEN	24	5	2	23	1.6	5.8	0.276	0.2	1.4	0.143	1.4	1.8	0.778	0.4	4	4.4	0.4	0.6	0.8	0.8	3	4.8
CAREER			**11**	**8**	**28.6**	**3.2**	**9.5**	**0.333**	**0.9**	**3.3**	**0.278**	**1.5**	**1.9**	**0.762**	**0.6**	**4.4**	**5**	**0.9**	**1**	**0.6**	**1**	**3.6**	**8.7**

TRANSACTIONS: Drafted by the New York Knicks in the first round (23rd overall) of the 2007 NBA Draft...Traded from New York to Denver along with Raymond Felton, Danilo Gallinari, Timofey Mozgov, a 2012 second-round draft pick, a 2013 second-round draft pick, a 2014 first-round draft pick and cash considerations in exchange for Carmelo Anthony, Chauncey Billups, Anthony Carter, Renaldo Balkman and Shelden Williams; the Nuggets also received Kosta Koufos from Minnesota in exchange for a 2015 second-round draft pick (2/22/11)...Signed contract extension with Denver on 3/18/12...Signed contract extension with Denver on 7/11/15...Traded by the Denver Nuggets with a 2021 second round draft pick and the right to swap 2022 second-round draft picks to the Philadelphia 76ers for cash considerations on 7/6/18.

PRO CAREER: Appeared in 590 games (447 starts), averaging 13.5 points, 5.4 rebounds and 1.8 assists in 31.1 minutes per game, while shooting .445 from the field, .769 from the free-throw line and .341 from three-point range.

22017-18 (DEN): Appeared in 74 games (71 starts), averaging 10.0 points, 5.4 rebounds and 2.2 assists in 31.7 minutes per game, while shooting .445 from the field, .772 from the free-throw line and .358 from three-point range...Scored a season-high 26 points on three separate occasions, at Phoenix (2/10), at L.A. Lakers (3/13) and at Miami (3/19)...Grabbed a season-high 16 rebounds vs. San Antonio (2/23)...Dished out a season-high seven assists at Philadelphia (3/26)...Stole the ball a season-high three times at Oklahoma City (12/18)...Blocked a season-high three shots on two separate occasions, vs. Portland (1/22) and vs. Houston (2/25)...Posted four point-rebound double-doubles, which ranked as the third-most on the Nuggets...Reached double figures in points in 33 contests, including 20 games of 15 or more points...Recorded 44 games with five-plus rebounds, including eight contests with 10 or more rebounds...Swiped multiple steals in 11 games...Blocked at least one shot on 30 separate occasions....Missed four games with lower back soreness...Missed one game with an illness...Missed one game with right hip soreness...Missed one game with a nasal fracture.

2016-17 (DEN): Appeared in 71 games (33 starts) averaging 15.7 points, 6.5 rebounds and 2.0 assists, while shooting .461 from the field, .337 from three-point range and .727 from free-throw line...Scored a career-high 36 points vs. Sacramento (3/6)...Brought down a season-high 16 rebounds at Brooklyn (12/7), one off of his career-high 17 rebounds, which he set at Atlanta on Jan. 1, 2010...Dished out a season-high six assists vs. Memphis (2/26)...Stole the ball a season-high three times at Phoenix (11/27)...Blocked a season-high four shots vs. Milwaukee (2/3)...Played a season-high 42:30 vs. Sacramento (3/6)...Posted a career-high nine double-doubles, the third-most on the team...Reached double figures in 55 contests, including 21 games with 20-plus points...Brought down 10 or more rebounds career-high 10 games, which were the third-most on the team...Recorded 44 multi-assist games, the second-most in his career behind 54 such games in 2008-09...Had multiple steals in 11 contests...Posted two double-figure point streaks of 10-or-more games from Nov. 13 – Dec. 7 (13) and Feb. 3 – March 1 (11), it was just the second time in his career he posted two such streaks in the same season with the other being 2008-09...During 13-game stretch from Nov. 13 – Dec. 7 he averaged 20.9 points, 8.2 rebounds, 1.9 assists and 1.0 steals in 32 minutes per game, while shooting .482 from the field, .460 from three-point range and .805 from the free-throw line...Inactive for a total of seven games.

2015-16 (DEN): Missed the entire season due to a right hip labral tear/right hip arthroscopic surgery.

2014-15 (DEN): Appeared in 78 games (75 starts) averaging 13.9 points, 6.1 rebounds and 1.7 assists in 31.7 minutes...Recorded a season-high 32 points on 12-23 shooting including 6-10 3FG's in 35 minutes at LAC on 4/13...Posted 20 points and tied a season-high with 11 rebounds in 49 minutes vs. DAL on 4/10...Tallied 13 points, eight rebounds and five assists at POR on 3/31...Posted a double-double with 16 points and 11 rebounds in 40 minutes vs. PHI on 3/26...Had 23 points going 10-17 from the field in 31 minutes at HOU on 3/19...Registered a team-high 26 points on 11-15 shooting including going 4-5 from long distance vs. HOU on 3/7...Tallied 16 points on 7-13 shooting and had eight rebounds in 30 minutes at SAS on 3/6...Posted a double-double with 18 points and 10 rebounds at LAC on 1/26...Recorded 20 points to go along with nine rebounds vs. WAS on 1/25...Posted 15 points, 10 rebounds and six assists vs. Dal on 1/14...Registered 22 points on 8-16 shooting in 34 minutes at CHI on 1/1...Posted 20 points to go along with 10 rebounds (eight defensive) in 41 minutes vs. TOR on 12/28...Tallied 21 points along with four rebounds in 41 minutes vs. MIN on 12/26...Posted 29 points (12-22 FG's) along with 10 rebounds and two assists at ATL on 12/7...Recorded 20 points while also grabbing five rebounds in 25 minutes at WAS on 12/5...Had 18 points on 7-13 shooting and 10 rebounds in 33 minutes vs. POR on 12/2...Recorded 19 points on 7-12 shooting and grabbed seven rebounds at PHX on 11/26...Had 19 points (5-11 3FG's) to go along with eight rebounds at LAL on 11/23...Posted 18 points (7-11 FG's) and grabbed five rebounds vs. NOP on 11/21...Registered 21 points on 8-15 shooting and grabbed nine rebounds vs. OKC on 11/19...Tallied 14 points and 10 rebounds in 27 minutes vs. CLE on 11/8...Missed one game on 3/15 NOP due to rest...Missed two games from 2/23-2/25 due to left adductor soreness...Missed one game on 1/9 at SAC due to a right knee strain.

2013-14 (DEN): Appeared in 62 games (55 starts) registering 13.6 points, 4.7 rebounds and 1.8 assists in 31.1 minutes...Tied a season-high 25 points and pulled down 10 rebounds vs. MIN on 3/3...Recorded 20 points on 6-10 shooting from three-point range at DET on 2/8...Posted 24 points on 11-19 FG's in 35 minutes vs. MIL on 2/5...Tallied 25 points (8-15 FG's) and six rebounds vs. IND on 1/25...Registered 23 points along with four rebounds and four assists vs. CLE on 1/17...Scored 22 points and grabbed six rebounds at GSW on 1/15...Recorded 22 points and nine rebounds in 37 minutes at NOP on 12/27...Posted 19 points (8-15 FG's) and six boards at LAC on 12/21...Had 19 points, five rebounds and three assists vs. NOP on 12/15...Recorded 17 points, seven rebounds and three assists vs. UTA on 12/13...Tallied 17 points (7-10 FG's) and eight rebounds at WAS on 12/9...Registered 13 points, eight rebounds and two blocks at CLE on 12/4...Posted 19 points (6-9 FG, 3-4 3FG), four rebounds and three assists vs. MIN on 11/15...Had 12 points (4-7 3FG) and five rebounds vs. LAL on 11/13...Missed six games from 10/30-11/11 due to a left hamstring strain...Missed two

CONTINUED ON PAGES 84-85

#33 ROBERT COVINGTON

★ ★ ★ ★ ★ ★

POSITION	FORWARD
HEIGHT	6-9
WEIGHT	225
YEARS PRO	5
FROM	TENNESSEE STATE/USA
BORN	12/14/90

CAREER HIGHS

PTS	31	@ LAC 11/13/17
FG	10 (3)	@ POR 3/9/17
FGA	21 (5)	@ CHA 4/1/18
3FG	7 (3)	@ WAS 10/18/17
3FGA	17	vs. MIL 4/10/16
FT	12	vs. MIL 4/13/15
FTA	13	vs. MIL 4/13/15
OR	7	vs. TOR 12/14/16
DR	12	vs. GSW 1/30/16
TR	14	@ BOS 11/25/15
AST	5 (6)	vs. CHI 1/24/18
STL	8	@ HOU 11/27/15
BLK	5	vs. NYK 3/3/17
MIN	48:37	vs. OKC 12/15/17

PLAYOFF HIGHS

PTS	14	@ OKC 4/25/16
FG	8	@ BOS 5/3/18
FGA	15	@ BOS 5/3/18
3FG	4	@ BOS 5/3/18
3FGA	9	vs. MIA 4/16/18
FT	3 (2)	@ BOS 4/30/18
FTA	5	@ MIA 4/19/18
OR	4	@ BOS 5/3/18
DR	7	@ BOS 5/9/18
TR	9 (2)	@ BOS 5/3/18
AST	4 (3)	@ MIA 4/19/18
STL	3	@ MIA 4/19/18
BLK	3	vs. MIA 4/14/18
MIN	40:26	@ BOS /3/18

NBA REGULAR SEASON STATISTICS

YEAR	TM	AGE	G	GS	MP	FG	FGA	FG%	3P	3PA	3P%	FT	FTA	FT%	ORB	DRB	TRB	AST	STL	BLK	TOV	PF	PTS
17-18	PHI	27	80	80	31.6	4.3	10.5	0.413	2.5	6.9	0.369	1.5	1.7	0.853	0.7	4.7	5.4	2	1.7	0.9	1.6	3	12.6
16-17	PHI	26	67	67	31.6	4.4	10.9	0.399	2	6.1	0.333	2.1	2.6	0.822	1.4	5.1	6.5	1.5	1.9	1	2	3	12.9
15-16	PHI	25	67	49	28.4	4.1	10.6	0.385	2.5	7.2	0.353	2.1	2.6	0.791	1	5.3	6.3	1.4	1.6	0.6	2.1	3.5	12.8
14-15	PHI	24	70	49	27.9	4.3	10.8	0.396	2.4	6.4	0.374	2.5	3.1	0.82	0.9	3.6	4.5	1.5	1.4	0.4	1.8	2.7	13.5
13-14	HOU	23	7	0	4.8	0.9	2	0.429	0.6	1.6	0.364	0	0	0	0.3	0.4	0.7	0	0.3	0	0.1	0.4	2.3
CAREER			**291**	**245**	**24.9**	**4.2**	**10.5**	**0.399**	**2.3**	**6.5**	**0.358**	**2**	**2.4**	**0.82**	**1**	**4.6**	**5.5**	**1.6**	**1.6**	**0.7**	**1.8**	**3**	**12.7**

NBA PLAYOFF STATISTICS

YEAR	TM	AGE	G	GS	MP	FG	FGA	FG%	3P	3PA	3P%	FT	FTA	FT%	ORB	DRB	TRB	AST	STL	BLK	TOV	PF	PTS
17-18	PHI	27	10	8	28.1	2.7	8.3	0.325	1.5	4.8	0.313	1.2	1.6	0.75	1.2	4.1	5.3	2.5	1.1	0.9	1.1	3	8.1
CAREER			**10**	**8**	**28.1**	**2.7**	**8.3**	**0.325**	**1.5**	**4.8**	**0.313**	**1.2**	**1.6**	**0.75**	**1.2**	**4.1**	**5.3**	**2.5**	**1.1**	**0.9**	**1.1**	**3**	**8.1**

TRANSACTIONS: Was not selected in the 2013 NBA Draft...Signed as a rookie free agent with Houston on 7/13/13...Waived by Houston on 10/25/14...Signed as a free agent by Philadelphia on 11/15/14...Signed a multi-year contract extension with Philadelphia on 11/17/17.

PRO CAREER: Appeared in 291 games (245 starts), averaging 12.7 points, 5.5 rebounds, 1.6 assists and 1.6 steals in 29.4 minutes per game, while shooting .399 from the field, .820 from the free-throw line and .358 from three-point range.

2017-18 (PHI): Appeared in a career-high 80 games (all starts)... Averaged 12.6 points, 5.4 rebounds, a career-high 2.0 assists and 1.7 steals (second on the team, ninth in the league) in a career-high 31.7 minutes per game...Shot career-highs from the field (.413, minimum 10 games played) and from the free-throw line (.853), while also shooting .369 from three-point range...Received All-Defensive First Team honors...Scored a career-high 31 points vs. L.A. Clippers (11/13)... Tied his career-high in made three-pointers with seven on opening night at Washington (10/18)...Grabbed a season-high 12 rebounds on two separate occasions, at Utah (11/7) and vs. Washington (11/29)... Tied his career-high in assists on three separate occasions, vs. Phoenix (12/4), at Portland (12/28) and vs. Chicago (1/24)...Stole the ball a season-high seven times at Charlotte (4/1)...Blocked a season-high four shots vs. L.A. Lakers (12/7)...Played a career-high 48:37 in a triple-overtime game vs. Oklahoma City (12/15)...Recorded a career-high 57 games in which he scored 10-plus points...Tied his career-high with 51 games in which he collected five or more rebounds...Had career-high 50 multi-assist games...Recorded three or more steals in a career-high 22 games...Posted seven point-rebound double-doubles...Made a career-high 203 three-point field goals, which were the second-most three-pointers a 76er has ever made in a single season, behind only Kyle Korver, who made 226 in 2004-05...Moved into second-place on the 76ers' all-time list with 667 threes passing Hersey Hawkins, Kyle Korver and Andre Iguodala, ranking behind only Allen Iverson (885)...Recorded a career-high 315 deflections, which led the league... Posted a defensive rating of 99.0, which led all forwards that played at least 30 minutes per game...Had a real defensive plus-minus of 4.24, second in the league behind Rudy Gobert's 5.06 (minimum 40 games played)...Missed one game with a lower back contusion (12/10).

2016-17 (PHI): Appeared in 67 games (all starts) averaging 12.9 points, 6.5 rebounds, and an assist in 31.6 minutes per game...Shot 38.9 percent from the field, 33.3 percent from three-point range and 82.5 percent from the three-point line...Scored 20-or-more points on 11 occasions, including a season-high 26 on 12/14 vs. TOR...Snagged 10 or more rebounds 12 times, all in double-doubles...Brought down a season-high 13 rebounds on two separate occasions (3/20 @ ORL and 3/28 @ BRK)...Scored in double figures in 11 straight appearances from 1/16-2/8, then the longest streak of his career...Finished off 22-point performance vs. POR on 1/20 with game-winning three-pointer, his second game-winner of the year (also 1/3 vs MIN)...At least one block in 44 games, including a career-best five on 3/3 vs NYK...Totaled three or more steals in 21 games, including a season-high five on 1/8 @ BRK and 3/20 @ ORL...Ranked fourth in the NBA in steals per game with 1.9.

2015-16 (PHI): Appeared in 67 games (49 starts) and averaged 12.8 points, 6.3 rebounds, 1.4 assists and 1.6 steals in 28.4 minutes per game...Shot 38.5 percent from the field, 35.3 percent from three-point range and 79.1% from the free-throw line...Made 170 three-pointers, then the fifth-most ever in a season by a 76er...Hit at least five threes in 13 games, the most such games ever in a single season by a 76er (now seventh)...Scored 20-or-more points on 10 occasions, including a career-high 30-point outing on 4/8 vs. New York...Grabbed 10-or-more rebounds nine times, including seven double-doubles...Pulled down a career-high 14 rebounds on 11/25 at Boston...Totaled six-or-more steals in four different games, including a career-best eight on 11/27 at Houston.

2014-15 (PHI/HOU): Appeared in 70 games (49 starts) and averaged 13.5 points, 4.5 rebounds, 1.5 assists and 1.4 steals in 27.9 minutes per game...Shot 39.6 percent from the field, 37.4 percent from three-point range and 82 percent from the free-throw line... Made 167 three-pointers, then the sixth-most ever in a season by a 76er (now eighth)...Hit at least five threes in seven games...Scored 20 or more points on 14 occasions, including a season-high 27-point outing on 4/8 vs. Washington...Totaled five or more steals in four different games...Recorded his first career double-double (11 points, 10 rebounds) on 12/21 at Orlando...Scored in double figures in eight straight games from 1/28-2/9, his longest such streak of the season.

2013-14 (HOU): In seven games, averaged 2.3 points in 4.9 minutes per game while shooting 42.9 percent from the floor and 36.4 percent from three-point range...Spent most of the season with Houston's D-League Affiliate, Rio Grande Valley...In 42 games with 41 starts for the Vipers, averaged 23.2 points, 9.2 rebounds, 1.7 assists and 2.40 steals and 1.36 blocks in 34.1 minutes per game while shooting 44.0% from the floor, 37.0% from 3-point range and 84.3% from the line... Also averaged 3.2 3FGM... Was named NBA D-League Rookie of the Year, D-League First Team and D-League All-Star Game MVP after scoring 22 of his record 33 points in the second half to lead his team to victory.

PLAYOFFS: Made his playoff debut in 2018...Appeared in 10 games (eight starts), averaging 8.1 points, 5.3 rebounds, 2.5 assists and 1.1 steals in 28.1 minutes per game, while shooting .325 from the field, .750 from the free-throw line and .313 from three-point range...Scored a playoff career-high 22 points at Boston (5/3)...Grabbed a playoff career-high nine rebounds on two separate occasions, vs. Miami (4/16) and at Boston (5/3)...Dished out a playoff career-high four assists on three separate occasions, vs. Miami (4/14), vs. Miami (4/16) and at Miami (4/19)...Recorded a playoff career-high three steals at Miami (4/19)...Blocked a playoff career-high three shots vs. Miami (4/14)...Played a playoff career-high 40:26 minutes at Boston (5/3)...Reached double figures in points on four separate occasions, at Miami (4/19), at Miami (4/21), vs. Miami (4/24) and at Boston (5/3)...2014: Was inactive for all six games of Houston's First Round series vs. Portland.=

COLLEGE: TENNESSEE STATE (2009-13) Finished his career ranked seventh in school history in both scoring (1,750) and rebounding (876)...Named Second Team All-Ohio Valley Conference as a sophomore and a senior while earning First Team honors as a junior... For his career, shot 47.6 percent from the floor, 42.2 percent from three-point range and 80.2 percent from the line.

OFF THE COURT: Son of Dennis Covington and Teresa Bryant... Majored in Human Performance and Sports Science...Led Proviso West High (near Chicago) to the West Suburban championship as a senior, earning conference Player of the Year honors in the process.

#21 JOEL EMBIID

★ ★ ★ ★ ★ ★

POSITION	FORWARD-CENTER
HEIGHT	7-0
WEIGHT	260
YEARS PRO	2
FROM	KANSAS/CAMEROON
BORN	3/16/94

CAREER HIGHS

PTS	46	@ LAL 11/15/17
FG	14	@ LAL 11/15/17
FGA	24	vs. CLE 11/27/17
3FG	6	@ POR 12/28/17
3FGA	12	@ POR 12/28/17
FT	16	@ LAL 11/15/17
FTA	19	@ LAL 11/15/17
OR	7 (2)	vs. BRK 3/16/18
DR	16	vs. CHA 3/19/18
TR	20	vs. CHA 3/19/18
AST	8	@ MIN 12/12/17
STL	3 (4)	@ CHI 2/22/18
BLK	7	@ LAL 11/15/17
MIN	48:39	vs. OKC 12/15/17

PLAYOFF HIGHS

PTS	31	@ BOS 4/30/18
FG	12	@ BOS 4/30/18
FGA	26	vs. BOS 5/5/18
3FG	3	@ MIA 4/19/18
3FGA	6	@ BOS 5/3/18
FT	10 (2)	@ MIA 4/21/18
FTA	15	@ MIA 4/19/18
OR	6	vs. BOS 5/5/18
DR	13	vs. BOS 5/5/18
TR	19	vs. BOS 5/5/18
AST	5 (2)	@ BOS 5/3/18
STL	2	vs. MIA 4/24/18
BLK	5	@ MIA 4/21/18
MIN	41:10	vs. BOS 5/5/18

NBA REGULAR SEASON STATISTICS

YEAR	TM	AGE	G	GS	MP	FG	FGA	FG%	3P	3PA	3P%	FT	FTA	FT%	ORB	DRB	TRB	AST	STL	BLK	TOV	PF	PTS
17-18	PHI	24	63	63	30.3	8.1	16.8	0.483	1	3.4	0.308	5.7	7.4	0.769	2.3	8.7	11	3.2	0.6	1.8	3.7	3.3	22.9
16-17	PHI	23	31	31	25.4	6.5	13.8	0.466	1.2	3.2	0.367	6.2	7.9	0.783	2	5.9	7.8	2.1	0.9	2.5	3.8	3.6	20.2
CAREER			**94**	**94**	**27.9**	**7.6**	**15.8**	**0.478**	**1.1**	**3.3**	**0.327**	**5.9**	**7.6**	**0.774**	**2.2**	**7.8**	**9.9**	**2.8**	**0.7**	**2**	**3.7**	**3.4**	**22**

NBA PLAYOFF STATISTICS

YEAR	TM	AGE	G	GS	MP	FG	FGA	FG%	3P	3PA	3P%	FT	FTA	FT%	ORB	DRB	TRB	AST	STL	BLK	TOV	PF	PTS
17-18	PHI	24	8	8	21.4	7.5	17.3	0.435	1	3.6	0.276	5.4	7.6	0.705	2.9	9.8	12.6	3	0.9	1.8	3.6	3.9	21.4
CAREER			**8**	**8**	**21.4**	**7.5**	**17.3**	**0.435**	**1**	**3.6**	**0.276**	**5.4**	**7.6**	**0.705**	**2.9**	**9.8**	**12.6**	**3**	**0.9**	**1.8**	**3.6**	**3.9**	**21.4**

TRANSACTIONS: Selected with the third overall pick by Philadelphia in the 2014 NBA Draft...Signed a five-year contract extension with Philadelphia on 10/10/17.

CAREER: Appeared in 94 games (all starts), averaging 22.0 points, 9.9 rebounds, 2.8 assists and 2.0 blocks in 28.7 minutes per game, while shooting .478 from the field, .774 from free-throw line and .327 from three-point range.

2017-18 (PHI): Appeared in 63 games (63 starts), averaging career-highs in points (22.9), rebounds (11.0) and assists (3.2), while blocking 1.8 shots in a career-high 30.3 minutes per game...Named 2017-18 All-NBA Second Team, becoming the 14th player in franchise history earn All-NBA Team honors...Named 2017-18 NBA All-Defensive Second Team...Only player in the NBA to average 22.0, 11.0 and 3.0 and first 76er to do so since Charles Barkley in 1986-87...Shot a career-high .483 from the field and shot .769 from the free-throw line and .308 from three-point range...Scored a career-high 46 points at L.A. Lakers (11/15)...Grabbed a career-high 20 rebounds vs. Charlotte (3/19)...Dished out a career-high eight assists at Minnesota (12/12)...Tied his career-high for steals in a single game with three vs. Atlanta (11/1) and at Chicago (2/22)...Blocked a career-high seven shots at L.A. Lakers (11/15)...Embiid's seven blocks the second-most by any player in a single game in 17-18, one of five players to hit the mark...Played a career-high 48:39 minutes vs. Oklahoma City (12/15)...Reached double figures in points in career-high 62 games...Scored 20-plus points in career-high 43 contests...Had a career-high eight games where he scored 30-or-more points...Brought down at least 10 rebounds in a career-high 38 games...Collected 15-or-more rebounds on a career-high 10 separate occasions...Dished out five-plus assists in a career-high 13 contests...Had a career-high nine multi-steal games...Blocked multiple shots in a career-high 32 games, tied for ninth in the NBA...Posted a career-high 38 double-doubles...Just 10 NBA players had more double-doubles than him and his 38 were the most by a 76ers player since Chris Webber recorded 38 in 2005-06...Became the first player in NBA history (since blocks were first recorded) to total at least 46 points, 15 rebounds, seven assists and seven blocks in a single game at L.A. Lakers (11/15)...Recorded 25 points and 20 rebounds on March 19 vs. CHA, first 76er to have 20 points and 20 rebounds in the same game since 2010...Recorded 13 games with 10 points, five rebounds and five assists, sixth-most among NBA centers...Selected as a starter in the All-Star Game, scoring 19 points and recording eight rebounds with two blocks in his first appearance in the game...His 99.7 defensive rating was third among players playing at least 30 minutes per game...Named Player of the Week twice, from Jan. 15-21 and Feb. 5-11...Missed a total of 19 games due to injury, rehabilitation and load management.

2016-17 (PHI): Played in 31 games (all starts) averaging 20.2 points, 7.8 rebounds, 2.1 assists, and 2.4 blocks per game...Scored 20 points and brought down seven rebounds in first career game vs. OKC on 10/26...Recorded double-digit points in 30 games played, including a then career-high 33 on 12/18 vs. BRK...Season-high 14 rebounds on 1/11 vs. NYK, one of his nine double-doubles on the season...Notched at least one block in 30 of 31 games, including a season-high five on 1/16 @ MIL and 12/5 vs. DEN...Named Player of the Week on 1/23/17...Awarded Rookie of the Month honors in Nov., Dec., and Jan...Was the only player in the league to average 20 points, 7.5 rebounds and 2.5 blocks per game...Scored 20-or-more points in 10 consecutive games (Dec. 23-Jan. 18), becoming the first NBA rookie with such a streak since the Clippers' Blake Griffin did so in 14 straight games during the 2010-11 season...One of 10 NBA players with multiple games with 20 points, 10 rebounds, two steals and two blocks...One of 17 NBA players with at least 75 blocks and 25 steals...Made NBA All-Rookie First Team.

PLAYOFFS: In his postseason debut, appeared in eight games (eight starts) averaging 21.4 points, 12.6 rebounds, 3.0 assists and 1.8 blocks in 34.8 minutes per game, while shooting .435 from the field, .276 from three-point range and .705 from the free-throw line...Became the first 76er since Hall of Famer Charles Barkley in 1991 to average at least 20 points and 10 rebounds in a single postseason...Scored a playoff-high 31 points in Game 1 of the Second Round at Boston (4/30), becoming the first 76ers to score 30-plus points in playoff game since Andre Miller on April 22, 2009...Grabbed a playoff-high 19 rebounds in Game 3 of the Second Round vs. Boston (5/5)...Dished out a playoff-high five assists on two occasions, in Game 1 of the Second Round at Boston (4/30) and Game 2 of the Second Round at Boston (5/3)...Blocked a playoff-high five shots in Game 4 of the First Round at Miami (4/21)...Reached double figures in points in all eight games, including five games with 20 or more points...Brought down 10-plus rebounds on seven occasions.

COLLEGE: KANSAS (2013-14) Was an early entry candidate for the 2014 NBA Draft following his freshman season at Kansas...Averaged 11.2 points, 8.1 rebounds, 1.4 assists, 2.6 blocks and 0.9 steals while shooting 62.6 percent from the floor and 68.5 percent from the line...Set school freshman records for blocks (72), field goal percentage (.626) and rebounding (8.1 rebounds per game)...Named Big 12 Defensive Player of the Year...Missed the final six games, including the Big 12 Championship and NCAA Tournament, with a lower back strain...Recorded at least one block in 26 of his 28 games played, including a season-high 8 blocks against Oklahoma State...Had eight double-doubles, including seven over his final 17 games played.

OFF THE COURT: Native of Cameroon...Son of Thomas and Christine Embiid...Has a younger sister, Muriel...Grew up playing mostly volleyball and soccer...According to reports, Luc Richard Mbah a Moute spotted him at a camp in Cameroon in 2011 and influenced his decision to come play high school basketball in the United States...Played his senior year at The Rock School in Gainesville, Florida., averaging 13.0 points, 9.7 rebounds and 1.9 blocks...Played in both the Jordan Brand Classic and Nike Hoops Summit.

#11 MARKELLE FULTZ

★ ★ ★ ★ ★ ★

POSITION	GUARD
HEIGHT	6-4
WEIGHT	200
YEARS PRO	1
FROM	WASHINGTON/USA
BORN	5/29/98

CAREER HIGHS

PTS	13	vs. MIL 4/11/18
FG	6	vs. MIL 4/11/18
FGA	13 (2)	vs. MIL 4/11/18
3FG	--	--
3FGA	1	@ DET 4/4/18
FT	4	@ TOR 10/21/17
FTA	8	@ TOR 10/21/17
OR	4	vs. DEN 3/26/18
DR	8	vs. MIL 4/11/18
TR	10	vs. MIL 4/11/18
AST	10	vs. MIL 4/11/18
STL	2 (3)	vs. MIL 4/11/18
BLK	1 (4)	vs. MIL 4/11/18
MIN	25:15	vs. MIL 4/11/18

PLAYOFF HIGHS

PTS	5	vs. MIA 4/14/18
FG	1	vs. MIA 4/14/18
FGA	4	vs. MIA 4/14/18
3FG	--	--
3FGA	--	--
FT	3	vs. MIA 4/14/18
FTA	4	vs. MIA 4/14/18
OR	--	--
DR	2	vs. MIA 4/14/18
TR	2	vs. MIA 4/14/18
AST	4	vs. MIA 4/14/18
STL	2	vs. MIA 4/14/18
BLK	--	--
MIN	13:57	vs. MIA 4/14/18

NBA REGULAR SEASON STATISTICS

YEAR	TM	AGE	G	GS	MP	FG	FGA	FG%	3P	3PA	3P%	FT	FTA	FT%	ORB	DRB	TRB	AST	STL	BLK	TOV	PF	PTS
17-18	PHI	20	14	0	18.1	3.2	7.9	0.405	0	0.1	0	0.7	1.5	0.476	0.8	2.3	3.1	3.8	0.9	0.3	1.2	1.6	7.1
CAREER			**14**	**0**	**18.1**	**3.2**	**7.9**	**0.405**	**0**	**0.1**	**0**	**0.7**	**1.5**	**0.476**	**0.8**	**2.3**	**3.1**	**3.8**	**0.9**	**0.3**	**1.2**	**1.6**	**7.1**

NBA PLAYOFF STATISTICS

YEAR	TM	AGE	G	GS	MP	FG	FGA	FG%	3P	3PA	3P%	FT	FTA	FT%	ORB	DRB	TRB	AST	STL	BLK	TOV	PF	PTS
17-18	PHI	20	3	0	7.6	0.3	2.3	0.143	0	0	0	1	1.3	0.75	0	1	1	1.7	0.7	0	0.3	1.3	1.7
CAREER			**3**	**0**	**7.6**	**0.3**	**2.3**	**0.143**	**0**	**0**	**0**	**1**	**1.3**	**0.75**	**0**	**1**	**1**	**1.7**	**0.7**	**0**	**0.3**	**1.3**	**1.7**

TRANSACTIONS: Selected by Philadelphia with the first overall pick of the 2017 NBA Draft.

2017-18 (PHI): Appeared in 14 games, averaging 7.1 points, 3.1 rebounds and 3.8 assists in 18.1 minutes per game while shooting .405 from the field...Made his NBA debut at Washington (10/18), recording 10 points, three rebounds, one assist and one block in 18 minutes of play...Posted career-highs in points (13), rebounds (10) and assists (10) vs. Milwaukee (4/11) when he became the youngest player in NBA history to record a triple-double at age 19-317...Stole the ball a season-high two times on three separate occasions, at Atlanta (3/30), vs. Cleveland (4/6) and vs. Milwaukee (4/11)...Reached double figures in points in six contests...On March 26 vs. Denver, became the first player to record 10-plus points and eight-plus assists in 15 minutes or less since 1990...After returning from 68-game absence due to injury, averaged 7.6 points and 4.6 assists in 17.7 minutes per game over the final 10 games of the season.

PLAYOFFS: Appeared in three games, averaging 1.7 points, 1.0 rebounds and 1.7 assists in 7.7 minutes per game, while shooting .750 from the free-throw line...Made his playoff debut in Game 1 of the first round vs. Miami where he recorded playoff-highs in points (five), rebounds (two), assists (four) steals (two) in 13:57 minutes played.

COLLEGE: WASHINGTON (2016-17) Saw action in 25 games and averaged 23.2 points, 5.7 rebounds 5.9 assists and 1.2 blocks while shooting 47.6 percent from the field, 41.3 percent from 3-point range and 64.9 percent from the free-throw line...Reached double-figure scoring in all but one game and knocked in at least one three-pointer in all but three games...Set the UW freshman single-season points record with his 579 points...Also is second on UW's freshman assists list (148), tied for fifth in blocks (30) and fifth in steals (40)...His five 30-point scoring efforts rank tied for fifth all-time at UW and are the most in a single season...His 18 20-plus point games during the 2016-17 campaign rank tied for third all-time at UW...Finished the season sixth in the NCAA in scoring at 23.2 and was the nation's top freshman scorer and the Pac-12's overall leading scorer, giving UW the scoring crown for the second-straight year...Notched his fifth 30-plus point game of the season and his third-straight against Utah to become the first player under Lorenzo Romar at UW to do so....His five 30-point efforts rank tied for fifth on UW's all-time career list...Recorded his second-straight 30-plus-point outing as he scored a career-high 37 against Colorado while adding eight assists...Had scored 34 in the previous outing at Stanford...Posted his 10th 20-plus-point effort of the season against No. 15 Oregon with 22 on 8-of-16 shooting from the field...Nearly had a triple-double with 26 points, 11 assists and nine rebounds vs. WSU...Registered a points-assists double double with 27 points and 10 assists against Western Michigan...Recorded his first career double-double with 21 points and a career-high 14 rebounds at TCU...Started a stretch of five-straight 20-point games against TCU in Las Vegas as he posted 27 in 25 minutes before fouling out...Posted a season-high tying 10 assists while adding eight rebounds against Western Kentucky in Las Vegas...Notched 20 points against LBSU while shooting 50 percent from the field (9-of-18)...Became the third Husky under Lorenzo Romar to post back-to-back 30-point games as he followed up the season-opener with 35 points against Cal State Fullerton (10-of-14 FG, 3-of-5 3FG, 12-of-16 FT)...Opened his Husky career with 30 points (11-of-17 FG, 2-of-5 3FG, 6-of-10FT) against Yale.

OFF THE COURT: 2016 McDonald's All-American, 2016 Jordan Brand Classic Selection...A five star signee that was ranked in the top 10 by all major recruiting services...Was a member of the 2016 Team USA Under-18 team that won the FIBA Americas World Championships in July...Was named MVP of the FIBA Americas Championships...2016 All-USA Maryland Player of the Year...Led all players at the Under Armour All-American camp with 22.8 points per game...Competed in the 2016 Under Amrour Elite 24 game featuring the top 24 players in the country...Averaged 19.1 points and 8.8 rebounds for DeMatha as a senior en route to the Maryland Private School League Championship...Set the school's single-season record for assists with 278...As a junior, averaged 16.5 points and was named the Washington Catholic Athletic Conference Player of the Year capping a meteoric rise as he spent his sophomore season on the junior varsity team.

#11 DEMETRIUS JACKSON

★ ★ ★ ★ ★ ★

POSITION	GUARD
HEIGHT	6-1
WEIGHT	200
YEARS PRO	2
FROM	NOTRE DAME/USA
BORN	9/7/94

CAREER HIGHS

PTS	8	vs. DEN 11/6/16
FG	2 (3)	vs. MEM 3/21/18
FGA	5	vs. DAL 10/21/17
3FG	1 (2)	@ ORL 3/22/18
3FGA	3	vs. DAL 10/21/17
FT	3	vs. DEN 11/6/16
FTA	4	vs. DEN 11/6/16
OR	2 (2)	vs. DAL 10/21/17
DR	3 (2)	vs. DAL 10/21/17
TR	5	vs. DAL 10/21/17
AST	2 (4)	@ ORL 3/22/18
STL	1 (5)	vs. MEM 3/21/18
BLK	1	@ SAC 10/18/17
MIN	17:15	vs. DAL 10/21/17

NBA REGULAR SEASON STATISTICS

YEAR	TM	AGE	G	GS	MP	FG	FGA	FG%	3P	3PA	3P%	FT	FTA	FT%	ORB	DRB	TRB	AST	STL	BLK	TOV	PF	PTS
17-18	PHI/HOU	23	15	0	5.3	0.5	1.2	0.389	0.1	0.5	0.143	0.1	0.1	0.5	0.3	0.5	0.8	0.6	0.3	0.1	0.7	0.5	1.1
16-17	BOS	22	5	0	3.4	0.6	0.8	0.75	0.2	0.2	1	0.6	1.2	0.5	0.4	0.4	0.8	0.6	0	0	0	0	2
CAREER			**20**	**0**	**4.4**	**0.5**	**1.1**	**0.455**	**0.1**	**0.4**	**0.25**	**0.2**	**0.4**	**0.5**	**0.4**	**0.5**	**0.8**	**0.6**	**0.3**	**0.1**	**0.5**	**0.4**	**1.3**

TRANSACTIONS: Drafted by the Boston Celtics in the second round (45th pick) of the 2016 NBA Draft...Signed a two-way contract with the Houston Rockets...Signed a 10-day contract with Houston Rockets on 8/21/17...Signed a two-way contract with the Philadelphia 76ers on 1/15/18...Re-signed a two-way contract with the Philadelphia 76ers on 7/27/18.

PRO CAREER: Appeared in 20 games averaging 1.3 points, 0.8 rebounds and 0.6 assists in 4.9 minutes per game, while shooting .455 from the field.

2017-18 (PHI/HOU): Appeared in 15 games averaging 1.1 points, 0.8 rebounds and 0.6 assists in 5.3 minutes per game while shooting .389 from the field with Houston and Philadelphia...Scored a season-high four points on three separate occasions, vs. Dallas (10/21), vs. Memphis (3/21) and at Orlando (3/22)...Grabbed a career-high five rebounds vs. Dallas (10/21)...Dished out a career-high-tying two assists on three separate occasions, at Sacramento (10/18), vs. Dallas (10/21) and at Orlando (3/22)...Played a career-high 17:15 vs. Dallas (10/21)...G League (Delaware and Rio Grande Valley): Appeared in 26 games (15 starts) averaging 14.7 points, 3.7 rebounds, 4.5 assists and 1.2 steals in 28.8 minutes per game, while shooting .465 from the field, .353 from three-point range and .807 from the free-throw line...Scored a season-high 34 at Westchester (1/10)...Grabbed a season-high seven rebounds at Lakeland (3/23)...Dished out season-high 12 assists at Long Island (3/11)...Stole the ball a season-high three times on two separate occasions, at Long Island (3/11) and at Greensboro (3/16)...Reached double figures in points 19 times...Had 24 multi-rebound contests...Contributed multiple assists in all 26 of his games, including 11 contests with five-plus assists...Recorded at least one steal in 20 games.

2016-17 (BOS): Appeared in five games averaging 2.0 points, 0.8 rebounds and 0.6 assists in 3.4 minutes per game...Made his NBA debut vs. Denver (11/6) where he recorded a career-high eight points as well as season-highs in rebounds (three), assists (two) and minutes played (11)...G League (Maine): Appeared in 32 games (23 starts) averaging 14.8 points, 5.1 rebounds, 6.0 assists and 1.3 steals in 33.5 minutes per game, while shooting .420 from the field and .794 from the free-throw line...Scored a season-high 30 points vs. Windy City (12/31)...Grabbed a season-high 10 rebounds vs. Reno (3/26)...Dished out a season-high 12 assists vs. Westchester (3/12)...Stole the ball a season-high four times on three separate occasions, at Oklahoma City (11/11), vs. Erie (12/18) and vs. Windy City (1/14)...Blocked a season-high two shots on two separate occasions at Raptors 905 (12/29) and vs. Greensboro (1/27)...Posted three point-assist double-doubles, at Rio Grande Valley (11/15), at Sioux Falls (3/3) and vs. Windy City (3/6)...Reached double figures 24 contests, including six games with 20-plus points...Brought down five or more rebounds in 22 games...Contributed at least five assists on 22 occasions...Recorded 11 multi-steal games.

COLLEGE: NOTRE DAME (2013-16) **2015-16:** Appeared in 35 games (35 starts)...Averaged 15.8 points, 3.5 rebounds, 4.7 assists and 1.2 steals in 36.0 minutes per game...Scored a season-high 27 points in two contests vs. Saint Francis (PA) (11/13) and vs. Louisville (2/13)...Grabbed a season-high nine rebounds vs. Georgia Tech (1/13)...Dished out a career-high 10 assists vs. Stony Brook (12/8)...Stole the ball a career-high six times vs. Wake Forest (1/31)...Produced eight games where he scored 20-plus points...Posted Notre Dame's lone double-double of the season vs. Stony Brook (12/8) with 19 points and 10 assists...Ranked seventh in free-throw percentage (.813) in the ACC...Ranked second in total assists (164) in the ACC...Name to the 2016 NCAA Tournament All-Region team...Named to the John R. Wooden Award preseason watch list. **2014-15:** Appeared in 38 games (38 starts)...Averaged 12.4 points, 3.6 rebounds, 3.1 assists and 1.6 steals in 34.7 minutes per game...Scored a season-high 22 points on two occasions (vs. Michigan State (12/3) and vs. Purdue (12/20))...Grabbed a career-high 10 rebounds vs. Boston College (2/4)...Dished out a season-high eight assists vs. Northeastern (3/19)...Recorded a season-high five assists vs. UMass (11/22)...Had a season-high five steals vs. UMass (11/22)...Dropped 20-plus points on four occasions...Had 10 games with three or more steals. **2013-14:** Appeared in 30 games (15 starts)...Averaged 6.0 points, 2.1 rebounds, and 1.8 assists in 22.2 minutes per game...Scored a season-high 17 points at Miami (FL) (2/19)...Grabbed a season-high eight rebounds vs. Santa Clara (11/22)...Dished out a season-high five assists at Miami (FL) (2/19)...Reached double figures in scoring in seven contests.

OFF THE COURT: Native of South Bend, Indiana... Lived in two different foster homes after the age of 12...Foster parents are Dave and Beth Whitfield...Plays videogame Fortnite.

#5 AMIR JOHNSON

★ ★ ★ ★ ★ ★

POSITION	FORWARD-CENTER
HEIGHT	6-9
WEIGHT	240
YEARS PRO	13
FROM	WESTCHESTER HS (CA)/US
BORN	5/1/87

CAREER HIGHS

PTS	32	@ LAL 12/8/13
FG	14	@ LAL 12/8/13
FGA	20	vs. ORL 1/29/14
3FG	4	vs. CHI 11/2/16
3FGA	4 (5)	@ LAL 3/3/17
FT	9	vs. BOS 11/21/10
FTA	9 (2)	vs. MIL 1/28/11
OR	12	@ GSW 3/4/13
DR	13 (2)	vs. CHA 3/15/13
TR	21	vs. CHA 3/15/13
AST	6 (7)	vs. BRK 4/3/18
STL	5	vs. MIA 2/3/13
BLK	7 (2)	vs. NO 3/1/11
MIN	49:52	vs. OKC 3/21/14

PLAYOFF HIGHS

PTS	20	vs. BRK 5/4/14
FG	9	vs. BRK 5/4/14
FGA	12 (2)	vs. WAS 4/18/15
3FG	1	@ WAS 5/7/17
3FGA	2 (2)	@ ATL 4/19/16
FT	3 (2)	vs. BRK 4/30/14
FTA	5 (2)	vs. WAS 4/21/15
OR	6	vs. MIA 4/14/18
DR	8	@ WAS 4/24/15
TR	12	@ WAS 4/24/15
AST	4	vs. MIA 4/14/18
STL	2 (2)	vs. CLE 5/19/17
BLK	3	vs. ATL 4/24/16
MIN	36:30	vs. BRK 4/22/14

NBA REGULAR SEASON STATISTICS

YEAR	TM	AGE	G	GS	MP	FG	FGA	FG%	3P	3PA	3P%	FT	FTA	FT%	ORB	DRB	TRB	AST	STL	BLK	TOV	PF	PTS
17-18	PHI	31	74	18	15.8	1.9	3.5	0.538	0.1	0.4	0.313	0.7	1.1	0.612	1.7	2.8	4.5	1.6	0.6	0.6	0.7	2.6	4.6
16-17	BOS	30	80	77	20.1	2.7	4.6	0.576	0.3	0.8	0.409	0.8	1.3	0.67	1.5	3.1	4.6	1.8	0.6	0.8	1	2.6	6.5
15-16	BOS	29	79	76	22.8	3.2	5.4	0.585	0.1	0.5	0.233	0.9	1.5	0.57	2.3	4.1	6.4	1.7	0.7	1.1	1.2	2.7	7.3
14-15	TOR	28	75	72	26.4	4	6.9	0.574	0.3	0.6	0.413	1.1	1.7	0.612	2.1	4	6.1	1.6	0.6	0.8	1.5	3	9.3
13-14	TOR	27	77	72	28.8	4.5	7.9	0.562	0.3	0.9	0.303	1.2	1.9	0.636	2.2	4.3	6.6	1.5	0.7	1.1	1.6	3.5	10.4
12-13	TOR	26	81	38	28.7	4.1	7.5	0.554	0.1	0.2	0.385	1.7	2.3	0.727	2.8	4.7	7.5	1.5	1	1.4	1.4	3.7	10
11-12	TOR	25	64	43	24.3	3.1	5.3	0.576	0	0.1	0.4	0.9	1.3	0.69	2.3	4	6.4	1.2	0.5	1.1	1.5	3.3	7.1
10-11	TOR	24	72	54	25.7	3.9	6.9	0.568	0	0	0	1.8	2.2	0.788	2.6	3.8	6.4	1.1	0.7	1.2	1	3.7	9.6
09-10	TOR	23	82	5	17.7	2.5	4.1	0.623	0	0	0	1.2	1.8	0.638	1.9	2.9	4.8	0.6	0.5	0.8	0.8	3.1	6.2
08-09	DET	22	62	24	14.7	1.6	2.6	0.595	0	0	0	0.4	0.6	0.657	1.6	2.1	3.7	0.3	0.3	1	0.5	2.8	3.5
07-08	DET	21	62	0	12.3	1.5	2.7	0.558	0	0	0	0.6	0.9	0.673	1.4	2.4	3.8	0.5	0.4	1.3	0.6	2.3	3.6
06-07	DET	20	8	0	15.5	2.3	4.1	0.545	0	0.4	0	1.4	1.8	0.786	1.9	2.8	4.6	0.4	0.6	1.6	1.1	2.4	5.9
05-06	DET	19	3	0	12.9	2.3	3.3	0.7	0.7	1	0.667	1.3	1.3	1	1	0.3	1.3	1	0	0.7	1.3	2.3	6.7
CAREER			**819**	**479**	**20.4**	**3**	**5.3**	**0.572**	**0.1**	**0.3**	**0.337**	**1**	**1.5**	**0.67**	**2**	**3.5**	**5.5**	**1.2**	**0.6**	**1**	**1.1**	**3**	**7.2**

NBA PLAYOFF STATISTICS

YEAR	TM	AGE	G	GS	MP	FG	FGA	FG%	3P	3PA	3P%	FT	FTA	FT%	ORB	DRB	TRB	AST	STL	BLK	TOV	PF	PTS
17-18	PHI	31	8	1	11.7	1.4	2.6	0.5	0	0	0	0.5	0.6	0.8	1.8	1.1	2.9	1.1	0.3	0.1	0.4	1.3	3.3
16-17	BOS	30	14	9	10.2	1.1	2.1	0.5	0.1	0.2	0.333	0.4	0.6	0.6	1.2	0.9	2.1	0.2	0.3	0.4	0.4	1.7	2.6
15-16	BOS	29	6	6	22.3	3.7	5.5	0.7	0	0.3	0	1.2	1.5	0.8	1.8	5.3	7.2	0.7	0.2	1.3	1.7	2.2	8.5
14-15	TOR	28	4	2	27.9	5	7.3	0.7	0	0.3	0	1.5	3	0.5	1.8	5.3	7	1	0.3	0.8	1.8	4	11.5
13-14	TOR	27	7	7	27.3	4.9	7.4	0.7	0	0.3	0	1.3	1.7	0.8	2.3	3.7	6	1	0.4	0.6	1.7	4.1	11
08-09	DET	22	3	0	4.2	0.3	0.3	1	0	0	0	0	0	0	0.3	0.7	1	0	0	0.3	0	1	0.7
07-08	DET	21	8	0	5.4	1.1	1.5	0.8	0	0.1	0	0.4	0.8	0.5	0.4	1.3	1.6	0.1	0	0.4	0.3	0.9	2.6
CAREER			**50**	**25**	**15.6**	**2.2**	**3.6**	**0.6**	**0**	**0.2**	**0.111**	**0.7**	**1**	**0.7**	**1.4**	**2.3**	**3.6**	**0.6**	**0.2**	**0.5**	**0.8**	**2**	**5.2**

TRANSACTIONS: Selected by the Detroit Pistons in the second round (56th pick) of the 2005 NBA Draft...Traded by the Pistons to Milwaukee on 6/23/2009 for Fabricio Oberto...Traded by the Bucks along with Sonny Weems to Toronto on 8/19/2009 for Carlos Delfino and Roko Ukic...Signed with the Boston Celtics as a free agent on 7/9/2015...Signed as a free agent with the 76ers on 7/8/2017...Re-signed as a free agent with the 76ers on 7/16/18.

CAREER: Appeared in 819 games (479 starts), averaging 7.2 points, 5.5 rebounds, 1.2 assists and 1.0 blocks in 21.7 minutes per game, while shooting .572 from the field, .337 from three-point range and .670 from the free-throw line...His .572 field-goal percentage ranks eighth in NBA history and fourth among active players.

2017-18 (PHI): Appeared in 74 games (18 starts), averaging 4.6 points, 4.5 rebounds and 1.6 assists in 15.8 minutes per game...Scored a season-high 16 points vs. New Orleans (12/10)...Grabbed a season-high 13 rebounds vs. Utah (11/20)...Dished out a season-high six assists on two separate occasions, vs. Detroit (12/2) and vs. Brooklyn (4/3)...Stole the ball a season-high three times at Boston (11/30)...Blocked a season-high four shots vs. Utah (11/20)...Posted a double-double (12 points, 10 rebounds) at Houston (10/30)...Recorded six double-figure scoring games, three of them coming off the bench...Brought down 10-plus rebounds in five contests...Had multiple steals in six games...Blocked two-or-more shots on nine separate occasions (all off the bench)...Shot .500 or better from the field in 42 contests, the ninth time in his career he has recorded 40 or more such games...Missed two games with gastroenteritis (1/11, 3/28)...Named the recipient of the league's 2017-18 Hustle Award with averages of 2.5 screen assists, 1.0 deflections, 0.7 loose balls recovered, .08 charges drawn and 5.5 contested shots per contest.

2016-17 (BOS): In 80 games (77 starts), averaged 6.5 points (57.6% FG, 40.9% 3-PT, 67.0% FT), 4.6 rebounds, a career-high 1.8 assists and 20.1 minutes...Made a career-high 27 3-point field goals, including a stretch in which he shot five-for-seven from beyond the arc over his last eight games...Led the team in rebounds nine times, and in blocks 31 times...Made a career-high four three pointers en route to 23 points against Chicago on Nov. 2...Also recorded six rebounds, three assists, three steals and two blocks in the contest...Pulled down a season-high 10 rebounds against Memphis on Dec. 27...Recorded a season-high three blocks against Utah on Jan. 3...Tied his season-high with three steals against Sacramento on Feb. 8...Tied his season-high with five assists against Dallas on Feb. 13...Recorded 14 points, seven rebounds, a season-high-tying five assists and two steals against Miami on Mar. 26...Tied his career-high with six assists against Atlanta on Apr. 6.

2015-16 (BOS): Appeared in 79 games (76 starts), averaged 7.3 points, 6.4 rebounds, 1.7 assists and 1.05 blocks in 22.8 minutes per game...Shot 58.5 percent from the field, 23.3 percent from three and 57.0 percent from the free throw line...Made his Celtics debut against Philadelphia on Oct. 30 and recorded 15 points, seven rebounds and two blocks...Swatted his 650th career shot against Brooklyn on Nov. 20...Recorded his first double-double as a Celtic with 13 points and 10 rebounds against Miami on Nov. 30...Also matched his then career-high with two three-pointers in the contest against Miami on Nov. 30...Pulled down a season-high 11 rebounds to go along with 11 points for his second double-double of the season at San Antonio on Dec. 5...Tied his season-high with 11 boards against Brooklyn on Jan. 2...Recorded 16 points, 11 rebounds and two blocks against Detroit on Jan. 6...Recorded a season-high 18 rebounds to go along with a career-high-tying six assists and 14 points against Indiana on Jan. 13...Matched his career-high with six assists to go along with nine points, 13 rebounds and a season-high-tying three steals against Denver on Jan. 27...Recorded a double-double with 11 points, 12 rebounds and five assists against Oklahoma City on Mar. 16...Scored 10 or more points in 23 games...Recorded 10 or more rebounds in 12 games...Recorded eight double-doubles...Led the Celtics in rebounding 23 times, in assists three times, in steals five times and in blocks 39 times...Missed two games due to Plantar Fasciitis in his left foot (Dec. 21 through Dec. 23).

2014-15 (TOR): Averaged 9.3 points, 6.1 rebounds and 26.3 minutes in 75 contests, including 72 starts...Has played in 70-plus games the past six seasons...Made a then career-high 19 3FGs (19-46), shooting .413 percent...Was the Atlantic Division nominee for the 2014-15 NBA Sportsmanship Award...Scored in double figures 32 times and led the team on the glass 12 times...Registered six double-doubles...Missed four games (April 4 through 11) with a right ankle sprain...Matched his career-high with six assists at Minnesota on Apr. 1...Equaled his season-best with 16 rebounds against Houston on Mar. 30...Scored in double figures in a season-high four straight games (Mar. 10-16)...Passed Andrea Bargnani (433) for fourth place on the Raptors' all-time games played list on Mar. 4 vs. Cleveland...Scored 24 points on 10-for-11 shooting from the field at Brooklyn on Jan. 30...Passed Alvin Williams (417) for fifth on the Raptors' all-time games played list on Jan. 27 at Indiana...Recorded a double-double in three-of-four games (Jan. 12-18), averaging 11.0 points and 10.3 rebounds...Finished with 10 points and a season-high-tying 16 rebounds vs. Philadelphia on Jan. 14...Passed Antonio Davis (957) for second on the team's all-time offensive rebound list at Golden State on Jan. 2...Made a short jumper with 4.7 seconds left to send the game to OT at Portland on Dec. 30...Became the seventh player in Raptors franchise history to appear in 400 games on Dec. 19 at Detroit...Scored his 4,000th point in the NBA on Dec. 17 vs. Brooklyn...Netted a season-high 27 points on 11-for-15 shooting vs. Cleveland on Dec. 5...Scored 20 points vs. Dallas on Nov. 28, matching his career high with two made three-pointers...

CONTINUED ON PAGES 86-87

#30 FURKAN KORKMAZ

★ ★ ★ ★ ★ ★

POSITION	GUARD-FORWARD
HEIGHT	6-7
WEIGHT	185
YEARS PRO	1
FROM	BANVIT B.K./TURKEY
BORN	7/24/97

CAREER HIGHS

PTS	5 (2)	vs. BRK 4/3/18
FG	2 (2)	vs. BRK 4/3/18
FGA	6	@ NO 12/10/17
3FG	1 (5)	vs. BRK 4/3/18
3FGA	4	@ NO 12/10/17
FT	2	vs. POR 11/22/17
FTA	2 (2)	vs. MIN 3/24/18
OR	1 (2)	@ NO 12/10/17
DR	2 (2)	vs. BRK 4/3/18
TR	3	@ NO 12/10/17
AST	1 (4)	vs. MIL 4/11/18
STL	1 (2)	vs. BRK 4/3/18
BLK	1	vs. MIN 3/24/18
MIN	19:48	@ NO 12/10/17

PLAYOFF HIGHS

PTS	3	vs. MIA 4/14/18
FG	1	vs. MIA 4/14/18
FGA	1	vs. MIA 4/14/18
3FG	1	vs. MIA 4/14/18
3FGA	1	vs. MIA 4/14/18
FT	--	--
FTA	--	--
OR	--	--
DR	--	--
TR	--	--
AST	--	--
STL	--	--
BLK	--	--
MIN	1:38	vs. MIA 4/14/18

NBA REGULAR SEASON STATISTICS

YEAR	TM	AGE	G	GS	MP	FG	FGA	FG%	3P	3PA	3P%	FT	FTA	FT%	ORB	DRB	TRB	AST	STL	BLK	TOV	PF	PTS
17-18	PHI	20	14	0	5.7	0.6	2	0.286	0.4	1.2	0.294	0.1	0.3	0.5	0.1	0.6	0.8	0.3	0.1	0.1	0.1	0.9	1.6
CAREER			**14**	**0**	**5.7**	**0.6**	**2**	**0.286**	**0.4**	**1.2**	**0.294**	**0.1**	**0.3**	**0.5**	**0.1**	**0.6**	**0.8**	**0.3**	**0.1**	**0.1**	**0.1**	**0.9**	**1.6**

NBA PLAYOFF STATISTICS

YEAR	TM	AGE	G	GS	MP	FG	FGA	FG%	3P	3PA	3P%	FT	FTA	FT%	ORB	DRB	TRB	AST	STL	BLK	TOV	PF	PTS
17-18	PHI	20	1	0	1.6	1	1	1	1	1	1	0	0	0	0	0	0	0	0	0	0	1	3
CAREER			**1**	**0**	**1.6**	**1**	**1**	**1**	**1**	**1**	**1**	**0**	**0**	**0**	**0**	**0**	**0**	**0**	**0**	**0**	**0**	**1**	**3**

TRANSACTIONS: Selected by Philadelphia with the 26th overall pick in the 2016 NBA Draft.

2017-18 (PHI): Appeared in 14 games averaging 1.6 points and 0.8 rebounds in 5.7 minutes per game...Made his NBA debut at Golden State (11/11) where he scored the first two points of his career while grabbing two rebounds in three minutes of play...Scored a career-high five points on two separate occasions, at New Orleans (12/10) and vs. Brooklyn (4/3)...Grabbed a career-high three rebounds at New Orleans (12/10)...G League (Delaware): Appeared in nine games (nine starts) averaging 15.4 points, 5.2 rebounds and 3.1 assists in 31.9 minutes...Scored a season-high 27 points vs. Wisconsin (11/21)...Grabbed a season-high 10 rebounds as well as contributed a season-high six assists vs. Westchester (11/6).

PLAYOFFS: Made his playoff debut in Game 1 of the First Round against the Miami Heat (4/14), it was his lone appearance of the 2018 postseason.

INTERNATIONAL: 2016-17: Spent the season with Banvit (Turkey) on loan from Anadolu Efes, helping Banvit win the team's first Turkish Cup in February...In 21 games, he averaged 11 points and four rebounds while shooting 49 percent from the field and 40 percent from three-point range...Korkmaz also helped Banvit reached its first Basketball Champions League Final...He was later named the Basketball Champions League "Best Young Player" after averaging 11 points and five rebounds while shooting 50 percent from three-point range in eight BCL games...**2015-16:** Korkmaz played with current 76ers forward Dario Šarić with Anadolu Efes...In 37 games, Korkmaz averaged five points while shooting 48 percent from the field.

OFF THE COURT: A native of Istanbul, Korkmaz has been named a Turkish Basketball Super League All-Star three times and is a two-time Turkish Cup champion. He's represented his home country of Turkey in international play in multiple competitions, earning a gold medal at the 2014 FIBA Europe Under-18 Championship and silver at the same event in 2015.

#12 T.J. McCONNELL

★ ★ ★ ★ ★ ★

POSITION	GUARD
HEIGHT	6-2
WEIGHT	190
YEARS PRO	3
FROM	ARIZONA/USA
BORN	3/25/92

CAREER HIGHS

PTS	18	vs. TOR 1/15/18
FG	8	vs. TOR 1/15/18
FGA	15	@ ORL 3/20/17
3FG	3 (4)	vs. LAC 2/10/18
3FGA	5	vs. MIN 1/4/16
FT	5 (2)	vs. MIA 2/11/17
FTA	7	vs. HOU 1/27/17
OR	4	vs. SAC 2/10/16
DR	9	@ DET 12/11/16
TR	10 (2)	vs. NY 2/12/18
AST	17	@ BOS 1/6/17
STL	6 (2)	vs. NY 2/12/18
BLK	2 (4)	@ TOR 12/23/17
MIN	37:22	@ DET 12/11/16

PLAYOFF HIGHS

PTS	19	vs. BOS 5/7/18
FG	9	vs. BOS 5/7/18
FGA	12	vs. BOS 5/7/18
3FG	1 (2)	@ BOS 5/9/18
3FGA	1 (3)	@ BOS 5/9/18
FT	2	vs. MIA 4/16/18
FTA	2	vs. MIA 4/16/18
OR	3	vs. BOS 5/7/18
DR	5 (2)	@ BOS 5/9/18
TR	8	vs. BOS 5/7/18
AST	6	@ BOS 5/9/18
STL	2 (2)	@ BOS 5/9/18
BLK	--	--
MIN	38:57	vs. BOS 5/7/18

NBA REGULAR SEASON STATISTICS

YEAR	TM	AGE	G	GS	MP	FG	FGA	FG%	3P	3PA	3P%	FT	FTA	FT%	ORB	DRB	TRB	AST	STL	BLK	TOV	PF	PTS
17-18	PHI	26	76	1	22.5	2.8	5.5	0.499	0.4	0.8	0.435	0.4	0.5	0.795	0.5	2.5	3	4	1.2	0.2	1.5	1.6	6.3
16-17	PHI	25	81	51	26.3	2.9	6.3	0.461	0.1	0.7	0.2	0.9	1.1	0.811	0.5	2.6	3.1	6.6	1.7	0.1	2	1.7	6.9
15-16	PHI	24	81	17	19.8	2.7	5.7	0.47	0.4	1.1	0.348	0.3	0.5	0.634	0.5	2.6	3.1	4.5	1.2	0.1	1.7	1.4	6.1
CAREER			**238**	**69**	**22.9**	**2.8**	**5.9**	**0.475**	**0.3**	**0.9**	**0.335**	**0.5**	**0.7**	**0.765**	**0.5**	**2.6**	**3.1**	**5.1**	**1.3**	**0.1**	**1.7**	**1.6**	**6.4**

NBA PLAYOFF STATISTICS

YEAR	TM	AGE	G	GS	MP	FG	FGA	FG%	3P	3PA	3P%	FT	FTA	FT%	ORB	DRB	TRB	AST	STL	BLK	TOV	PF	PTS
17-18	PHI	26	10	2	15.5	2.5	3.6	0.694	0.2	0.3	0.667	0.3	0.5	0.6	0.6	2	2.6	2.3	0.6	0	0.6	1.3	5.5
CAREER			**10**	**2**	**15.5**	**2.5**	**3.6**	**0.694**	**0.2**	**0.3**	**0.667**	**0.3**	**0.5**	**0.6**	**0.6**	**2**	**2.6**	**2.3**	**0.6**	**0**	**0.6**	**1.3**	**5.5**

TRANSACTIONS: Was not selected in the 2015 NBA Draft...Signed with Philadelphia on 9/22/15.

PRO CAREER: Appeared in 238 games (69 starts) averaging 6.4 points, 3.1 rebounds, 5.1 assists and 1.3 steals in 22.9 minutes per game, while shooting .475 from the field, .335 from three-point range and .765 from the free-throw line.

2017-18 (PHI): Appeared in 76 games (one start) averaging 6.3 points, 3.0 rebounds, 4.0 assists and 1.2 steals in 22.4 minutes per game, while shooting .499 from the field, a career-best .435 from three-point range and .795 from the free-throw line...Scored a career-high 18 points vs. Toronto (1/15)...Tied his career-high with 10 rebounds vs. New York (2/12)...Dished out a season-high 13 assists vs. Orlando (11/25)...Set his career-high in steals with six on two separate occasions, vs. Houston (10/25) and vs. New York (2/12)...Tied his career-high in blocks with two on two separate occasions, at Houston (10/30) and at Toronto (12/23)...Became the first player in 76ers history to record a triple-double coming off the bench on Feb. 12 vs. New York, scoring 10 points, bringing down 10 rebounds and dishing out 11 assists...In addition, he posted a double-double (15 points, season-high 13 assists) vs. Orlando (11/25)...Reached double figures in points in 21 games, one shy of tying his career-high...Had 23 games where he recorded multiple steals, 22 of which came off the bench for the most of any reserve in the league...28 of his 29 games with five-or-more assists came in a reserve role which were the third-most among players coming off the bench...McConnell's 290 assists as a reserve this season were also third in NBA, behind Dallas' J.J. Barea (346) and L.A. Clippers' Lou Williams (317)...His league-leading 89 steals coming off the bench were tied with Aaron McKie (1999-00) for the second-most ever by a 76er reserve behind only Bobby Jones' 106 in 1983-84...All in a reserve role, from Dec. 18 – Jan. 20 he averaged 9.9 points, 3.3 rebounds, 4.4 assists and 1.7 steals in 27.0 minutes per game...Tied his second-highest +/- of his career at +21 vs. Detroit (1/5).

2016-17 (PHI): Appeared in 81 games (51 starts) and averaged 6.9 points, 6.6 assists, and 3.1 rebounds in 26.3 minutes per game...Recorded a career-high 17 assists on 1/6 @BOS...Recorded 10 or more assists 13 times, including four double-doubles...Recorded at least one assist in every single game that he appeared in...Totaled 534 assists, good for eighth in the league...534 assists were the most in a season by a 76ers player since 2012-13 when Jrue Holliday had 625...71 games with at least one steal, including a then career-high five on 2/15 @ BOS...134 total steals which was sixth in the NBA...McConnell is the first 76ers player with such assist and steal totals in the same season since Allen Iverson had 596 assists and 180 steals in 2004-05...Career-best 10 rebounds on 12/11 @ DET.

2015-16 (PHI): Five assists and 3.1 rebounds in 19.8 minutes per game...Led all rookies with 95 steals...Was only rookie with at least 250 rebounds and 350 assists...His 367 assists are the fifth-most ever in a season by a 76ers rookie (Allen Iverson, Michael Carter-Williams, Maurice Cheeks and Ben Simmons).

PLAYOFFS: Made his playoff debut in 2018...Appeared in 10 games (two starts) averaging 5.5 points, 2.6 rebounds and 2.3 assists in 15.5 minutes per game...Made his playoff debut in Game 1 of the First Round vs. Miami (4/14)...Scored a playoff career-high 19 points in Game 4 of the Second Round vs. Boston (5/7), while also grabbing eight rebounds, the most he had during the postseason...His Game 4 performance made him the only the 76er of the postseason to .750 or better from the field (minimum five attempts)...Recorded five or more assists in three contests.

COLLEGE: DUQUESNE (2010-12), ARIZONA (2013-15) Played collegiately at Duquesne (2010-2012) and Arizona (2013-2015)...Held overall averages of 10.2 points, 5.4 assists and 2.3 steals for NCAA career...Led Pac-12 in assists per game (6.3) and total assists (238) his senior season at Arizona...NCAA West Regional All-Tournament Team (2015)...First team All-Pac-12 (2015).

OFF THE COURT: Native of Pittsburgh...A 2010 graduate of Chartiers Valley High School in Bridgeville, Pennsylvania...Averaged 34.2 points, 8.2 rebounds and 9.1 assists per game as a senior in earning first-team all-state honors and was the Pennsylvania Class 3A Player of the Year according to the Associated Press, and was the Pittsburgh Post-Gazette male High School Athlete of the Year (all sports)...Played for his father, Tim, in high school...Led the Colts to a 29-2 record, the WPIAL championship, and a berth in the Class 3A state championship game as a senior.

#18 SHAKE MILTON

★ ★ ★ ★ ★ ★

POSITION	GUARD
HEIGHT	6-6
WEIGHT	205
YEARS PRO	R
FROM	SMU/USA
BORN	9/26/96

NCAA HIGHS

PTS	33	@ WICH. ST. 1/17/18
FG	11	@ WICH. ST. 1/17/18
FGA	19	vs. N. IOWA 11/22/17
3FG	7	@ TULSA 12/29/15
3FGA	12	vs. UMBC 11/10/17
FT	10	vs. UMBC 11/10/17
FTA	10 (4)	vs. USC 12/2/17
OR	3 (3)	vs. ARIZONA 11/23/17
DR	8	@ UCONN 2/25/17
TR	9	@ TULANE 1/15/17
AST	10	vs. TULSA 3/2/17
STL	4 (3)	@ TCU 12/5/17
BLK	3	vs. W. KENT. 11/24/17
MIN	40:00 (10)	@ WSU 1/17/18

NBA REGULAR SEASON STATISTICS

YEAR	TM	AGE	G	GS	MP	FG	FGA	FG%	3P	3PA	3P%	FT	FTA	FT%	ORB	DRB	TRB	AST	STL	BLK	TOV	PF	PTS
17-18	21	SMU	22	22	36.4	5.6	12.5	0.449	2.5	5.9	0.434	4.3	5	0.847	0.6	4	4.7	4.4	1.4	0.6	2.3	1.7	18
16-17	20	SMU	35	35	35.4	4.3	9.9	0.437	2.3	5.5	0.423	2	2.6	0.758	0.4	3.7	4.1	4.5	1.3	0.3	1.8	1.5	13
15-16	19	SMU	30	23	32.7	3.8	7.9	0.477	1.7	4.1	0.426	1.2	1.7	0.725	0.3	2.7	3	2.7	0.8	0.3	1.5	1.4	10.5
CAREER			**87**	**80**	**34.7**	**4.5**	**9.9**	**0.452**	**2.2**	**5.1**	**0.427**	**2.3**	**2.9**	**0.791**	**0.4**	**3.4**	**3.9**	**3.9**	**1.1**	**0.4**	**1.8**	**1.6**	**13.4**

TRANSACTIONS: Drafted by the Dallas Mavericks in the second round (54th pick) of the 2018 NBA Draft...Acquired by Philadelphia from Dallas in a draft night trade for Ray Spalding (56th pick) and Kostas Antetokounmpo (60th pick).

COLLEGE : SMU (2015-18) **2017-18:** Played in and started 22 games... Missed remainder of season due to broken right hand...Double-digit scoring in 22 games, 23 straight going back to 2016-17...20-plus points in eight games, four of the last seven (20 vs. Tulane, 33 at Wichita State, 25 vs. Temple, 24 at Tulane...Averaged 18.0 points (3rd AAC*), 4.7 rebounds, 4.4 assists (3rd AAC*), and 1.4 steals (10th AAC*)...1.9 assist/turnover ratio (8th AAC*)...44.9 FG% (123-274)...43.4 3FG% (5th AAC*)...84.7% FT% (94-111, 2nd AAC*)...(* AAC rank at time of injury)...Scored a career-high 33 at Wichita State (11-14 FG, 5-6 3FG, 6-6 FT) with five assists and three rebounds 1/17...Had 25 points (8-12 FG, 4-7 3FG, 5-6 FT), five rebounds, five assists, two steals and a block vs. Temple 1/10...Had 24 points (9-14 FG, 3-3 3FG, 3-5 FT), six rebounds, two assists and a steal at Tulane 1/4...Scored his 1,000th career point against UCF (41st in program history w/ 1,000) 12/27... All-AAC Second Team...AAC Player of the Week (11/13, 12/4, 1/22)... Wooden Award, Naismith Trophy, Bob Cousy, Lute Olson Watch List... AAC Preseason Player of the Year...**2016-17:** Played in and started in all 35 games...Averaged 13.0 points (16th AAC), 4.5 assists (4th AAC) and 1.3 steals (10th AAC)...FG% 43.7, 3FG% 42.3 (4th AAC), FT 75.8...2.6 Assist/Turnover ratio (3rd AAC)...27 double-digit scoring performances this season...Tallied five-plus assists in 18 games, with at least three in 31-of-35 games this season...one double-double... Had 16 points, five assists, four rebounds and two steals in the AAC semifinal win vs. UCF 3/11...First double-double with 15 points and a career-high 10 assists as SMU clinched the AAC title with a win vs. Tulsa 3/2...Game-high 20 points (18 in first half on 6-7 3FG) with eight rebounds and two assists in the win at Connecticut 2/25... Career-high 27 points (10-15 FG, 6-8 3FG, 1-1 FT) with five rebounds and five assists in the win vs. Houston 1/21...NABC District 25 All-District Second Team (March 22)...All-American Athletic Conference Second Team (March 7)...Jerry West Shooting Guard of the Year watch list (Oct. 18)...Preseason All-AAC (Oct. 24). **2015-16:** Played all 30 games, started 23...Averaged 10.5 points (28th AAC), 2.7 assists (13th AAC), 3.0 rebounds while hitting 47.7% FGs (13th AAC) and 42.6% 3FGs (3rd AAC)...Team-high 22 points (8-12FG, 6-9 3FG) with three assists, a rebound and a steal at USF 2/7...Had 15 points, five rebounds and two assists in win vs. Memphis 1/30...Game-high 24 points on 8-10 FG, 7-8 3FG (hit first seven 3FGA) in win at Tulsa 12/29...Had 14 points, including eight in the second half and two FTs to seal the game with 13 second left, with five rebounds in the Las Vegas Classic championship win against Colorado 12/23...AAC Rookie of the Week (Jan. 4, Nov. 16)...AAC Weekly Honor Roll Dec. 21)...RECORDS: No. 10 on season 3FG percentage (42.6%)...No. 22 on season 3FG made (52)...No. 4 on season 3FG made by a freshman (52).

OFF THE COURT: Malik "Shake" Milton was born Sept. 26, 1996 and is the son of Myrion and Lisa Milton...Milton was given the nickname "Shake" by his late father, Myrion, who people called the "Milkman" when he played at Texas A&M...Attended Owasso High School... Named the 2014 and 2015 Oklahoma Gatorade Player of the Year.

#31 MIKE MUSCALA

★ ★ ★ ★ ★ ★

POSITION	FORWARD-CENTER
HEIGH	6-11
WEIGHT	240
YEARS PRO	5
FROM	BUCKNELL/USA
BORN	7/1/91

CAREER HIGHS

PTS	24	@ MIN 3/28/18
FG	8 (2)	@ MIN 3/28/18
FGA	14	vs. IND 2/28/18
3FG	5	vs. CHI 3/11/18
3FGA	9	vs. ORL 4/1/18
FT	6	vs. SAC 10/31/16
FTA	8	vs. SAC 10/31/16
OR	6 (2)	vs. IND 2/28/18
DR	9	vs. ORL 4/1/18
TR	13	@ DET 3/31/15
AST	5 (2)	@ CLE 4/7/17
STL	4	vs. PHO 4/7/15
BLK	4 (2)	@ MIA 2/28/15
MIN	34:23	@ CHA 3/28/15

PLAYOFF HIGHS

PTS	10	@ CLE 5/4/16
FG	4 (3)	@ CLE 5/4/16
FGA	6	@ WAS 4/19/17
3FG	2	@ CLE 5/4/16
3FGA	2 (4)	@ CLE 5/4/16
FT	4	@ WAS 4/16/17
FTA	4 (2)	vs. WAS 4/22/17
OR	4	vs. WAS 4/22/17
DR	6	@ WAS 4/19/17
TR	6 (2)	@ WAS 4/19/17
AST	1 (6)	@ WAS 4/19/17
STL	1 (2)	vs. WAS 4/22/17
BLK	2	@ WAS 4/19/17
MIN	22:52	@ WAS 4/19/17

NBA REGULAR SEASON STATISTICS

YEAR	TM	AGE	G	GS	MP	FG	FGA	FG%	3P	3PA	3P%	FT	FTA	FT%	ORB	DRB	TRB	AST	STL	BLK	TOV	PF	PTS
17-18	ATL	27	53	7	20	2.7	5.9	0.458	1.2	3.2	0.371	1.1	1.2	0.919	1.1	3.3	4.3	1	0.6	0.5	0.8	1.5	7.6
16-17	ATL	26	70	3	17.7	2.4	4.8	0.504	0.7	1.6	0.418	0.7	0.9	0.766	1.1	2.3	3.4	1.4	0.4	0.6	0.8	1.4	6.2
15-16	ATL	25	60	0	9.4	1.3	2.5	0.5	0.2	0.7	0.308	0.5	0.7	0.795	0.6	1.3	2	0.6	0.2	0.5	0.5	1.2	3.3
14-15	ATL	24	40	8	12.6	2.1	3.8	0.55	0.2	0.6	0.409	0.6	0.6	0.88	1.3	1.7	3	0.6	0.4	0.5	0.5	1.3	4.9
13-14	ATL	23	20	0	10.7	1.6	3.7	0.425	0	0.2	0	0.7	0.7	1	0.9	1.8	2.6	0.4	0.2	0.5	0.6	1.5	3.8
CAREER			**243**	**18**	**14.1**	**2.1**	**4.2**	**0.491**	**0.5**	**1.4**	**0.378**	**0.7**	**0.8**	**0.848**	**1**	**2.1**	**3.1**	**0.9**	**0.4**	**0.5**	**0.6**	**1.4**	**5.4**

NBA PLAYOFF STATISTICS

YEAR	TM	AGE	G	GS	MP	FG	FGA	FG%	3P	3PA	3P%	FT	FTA	FT%	ORB	DRB	TRB	AST	STL	BLK	TOV	PF	PTS
16-17	ATL	26	6	0	81	1	3	0.278	0	0.7	0	1.2	1.3	0.875	1	1.7	2.7	0.3	0.2	0.5	0.2	2	2.8
15-16	ATL	25	9	0	67	1	2.2	0.5	0.2	0.7	0.333	0.2	0.2	1	0.8	1.1	1.9	0.3	0	0.1	0.3	0.7	2.7
14-15	ATL	24	10	0	102	2	3.3	0.606	0.2	0.8	0.25	0	0	0	0.8	1	1.8	0.1	0.1	0.3	0.4	1.3	4.2
13-14	ATL	23	2	0	5	0	1	0	0	0	0	0	0	0	0	0	0	0	0	0	0	0	0
CAREER			**27**	**0**	**254**	**1**	**2.7**	**0.479**	**0.1**	**0.7**	**0.222**	**0.3**	**0.4**	**0.9**	**0.8**	**1.1**	**1.9**	**0.2**	**0.1**	**0.3**	**0.3**	**1.1**	**3.1**

TRANSACTIONS: Drafted by the Dallas Mavericks in the second round (44th pick) of the 2013 NBA Draft...Traded by the Dallas Mavericks on draft night with Jared Cunningham and Lucas Nogueira to the Atlanta Hawks for Shane Larkin and cash considerations... Involved in a three-team trade in which he was traded by the AtaInta Hawks to the Philadelphia 76ers, Atlanta acquired Justin Anderson from Philadelphia and Carmelo Anthony and a 2022 first-round pick from the Oklahoma City Thunder and Oklahoma City acquired Timothé Luwawu-Cabarrot from Philadelphia and Dennis Schröder from Atlanta.

CAREER: Appeared in 243 games (18 starts) averaging 5.4 points, 3.1 rebounds and 0.9 assists in 14.7 minutes per game, while shooting .491 from the field, .378 from three-point range and .848 from the free-throw line.

2017-18 (ATL): Appeared in 53 games (seven starts) averaging a career-highs of 7.6 points and 4.3 rebounds as well as 1.0 assists in a career-high 20.0 minutes per game, while shooting .458 from the field, .371 from three-point range and a career-best .919 from the free-throw line...Scored a career-high 24 points at Minnesota (3/28)... Grabbed a season-high 10 rebounds on two separate occasions, at Chicago (10/26) and vs. Orlando (4/1)...Dished out a season-high four assists at Chicago (10/26)...Stole the ball a season-high two times on eight separate occasions...Played a season-high 32:33 at Miami (4/3)...Posted a career-high two doubles, at Chicago (10/26) and vs. Orlando (4/1)...His double-double on Oct. 26 was his first since March 28, 2015 at Charlotte...Reached double figures in points 16 times, the second-most of his career behind his 20 such games in 2016-17...Recorded 21 games with five-plus rebounds, the second-most of his career behind 23 such games in 2016-17...Had 15 games with multiple assists...His eight multi-steal games were the most his career...Blocked multiple shots in five contests...Totaled a career-high 62 three-pointers...Converted a career-best 57 free-throws...Recorded a career-high 31 steals...Blocked 27 shots, his third straight season with 25-plus blocks...From Feb. 26-April 3 (18 games, two starts) he averaged 10.6 points, 5.2 rebounds and 1.0 assists...Missed 22 games with a sprained left ankle.

2016-17 (ATL): Averaged 6.2 points, 3.4 rebounds and 1.4 assists in 17.7 minutes (.504 field-goal percentage, .418 three-point field-goal percentage, .766 free-throw percentage) in 70 games (three starting assignments)...Scored a season-high 16 points on two separate occasions, vs. Milwaukee (11/16) and vs. Minnesota (12/21)...Grabbed a season-high nine rebounds vs. Miami (2/24)...Dished out a season-high five assists on two separate occasions, at Toronto (12/16) and at Cleveland (4/7)...Stole the ball a season-high two times, vs. Washington (10/27), vs. Detroit (12/2), at Toronto (12/3), vs. Detroit (12/30) and at Philadelphia (3/29)...Blocked a season-high three shots vs. Washington (10/27)...Scored in double-figures 20 times... Averaged 7.7 points, 4.0 rebounds, 2.0 assists and 1.3 blocks (.391 field goal percentage, .333 three-point field goal percentage, .750 free-throw percentage) as a starter...Ranked second on the club in field goal percentage and fifth in rebounds per game...Led the team in assists three times and rebounds once...Dish out career-high-tying five assists, while adding 13 points, six rebounds and one steal (6-8 field goals, 1-1 three-point field goals) at Cleveland (4/7)...Recorded 16 points, four rebounds and one steal (6-9 field goals, a career-high tying 3-3 3FGs, 1-1 free-throws) vs. Minnesota (12/21)...Also notched career-bests of three three-point field goals at Milwaukee (12/9) and at Chicago (4/1), and five assists at Toronto (12/16)...Had 10 points (2-4 field goals, career-high 6-8 free-throws) and three rebounds vs. Sacramento (10/31)...Missed six games (1/16-1/25) due to a left ankle sprain.

2015-16 (ATL): Appeared in 60 games averaging 3.3 points and 2.0 rebounds in 9.4 minutes per game, while shooting .500 from the field, .308 from three-point range and .795 from the free-throw line...Scored a season-high 12 points at Philadelphia (2/3)...Grabbed a season-high six rebounds on three separate occasions, at Memphis (11/27), vs. Oklahoma City (11/30) and at Chicago (2/10)...Dished out season-high three rebounds vs. Orlando (2/8)...Stole the ball a season-high three times vs. Chicago (2/26)...Blocked a season-high three shots at Toronto (3/30)...Played a season-high 23:50 at Memphis (11/27)... Shot .500 percent or better from the field in 28 contests, the second-most in his career behind 36 such games in 2016-17...Brought down multiple rebounds on three separate occasions...Blocked multiple shots in six contests, the second-most such games of his career behind 12 in 2016-17...From Nov. 25 – Dec. 10 (eight games) he averaged 6.9 points, 4.1 rebounds and 1.3 blocks in 18.1 minutes per game...Inactive for two contests, at New York (10/29) and vs. Charlotte (10/30).

2014-15 (ATL): Appeared in 40 games (eight starts) averaging 4.9 points, 3.0 rebounds and 0.6 assists in 12.6 minutes per game, while shooting .550 from the field, .409 from three-point range and .880 from the free-throw line...Scored a season-high 18 points at Charlotte (3/28)...Grabbed a career-high 13 rebounds at Detroit (3/31)...Dished out a season-high four assists on two separate occasions, at Charlotte (3/28) and at Washington (4/12)...Stole the ball a career-high four times vs. Phoenix (4/7)...Blocked a career-high four shots on two separate occasions, at Cleveland (4/11) and at Miami (2/28)...Played a career-high 34:23 at Charlotte (3/28)...Reached double figures in points on five separate occasions...Had 22 multi-rebound contests... Inactive for three games, vs. Denver (12/7), at Memphis (2/8) and at Minnesota (2/9).

2013-14 (ATL): Made his NBA debut at Phoenix (3/2)...Appeared in 20 games averaging 3.8 points, 2.6 rebounds and 0.4 assists in 10.8 minutes per game, while shooting .425 from the field...Scored a season-high 15 points at Milwaukee (4/16)...Grabbed a season-high eight rebounds at Washington (3/29)...Dished out a season-high three assists at Milwaukee (4/16)...Blocked a season-high two shots on two separate occasions, at Phoenix (3/2) and at Milwaukee (4/16)...Played a season-high 25:05 at Milwaukee (4/16).

PLAYOFFS: Appeared in 27 games averaging 3.1 points and 1.9 rebounds in 9.4 minutes per game, while shooting .479 from the field and .900 from the free-throw line... **2017:** Appeared in six games averaging 2.8 points and 2.7 rebounds...Brought down a playoff career-high six rebounds at Washington (4/19)...**2016:** Appeared in nine games averaging 2.7 points and 1.9 rebounds in 7.4 minutes per game, while shooting .500 from the field and .333 from three-point range...Scored a playoff career-high 10 points at Cleveland (5/4)...**2015**: Appeared in 10 games averaging 4.2 points and 1.8 rebounds in 10.2 minutes per game, while shooting .606 from the

CONTINUED ON PAGE 87

#17 JJ REDICK

★ ★ ★ ★ ★ ★

POSITION	GUARD
HEIGHT	6-4
WEIGHT	195
YEARS PRO	12
FROM	DUKE/USA
BORN	6/24/84

CAREER HIGHS

PTS	40	vs. HOU 1/18/16
FG	11 (7)	vs. IND 11/3/17
FGA	27	vs. POR 3/4/15
3FG	9	vs. HOU 1/18/16
3FGA	13	vs. OKC 12/15/17
FT	11 (2)	@ MIN 12/12/17
FTA	11 (3)	@ MIN 12/12/17
OR	3	vs. HOU 11/4/13
DR	8 (2)	@ LAL 11/15/17
TR	8 (3)	@ LAL 11/15/17
AST	10	@ BRK 1/28/13
STL	4	@ HOU 11/9/13
BLK	2 (4)	@ SA 4/8/17
MIN	50:31	vs. OKC 2/15/17

PLAYOFF HIGHS

PTS	31	vs. HOU 5/8/15
FG	11	vs. HOU 5/8/15
FGA	18	@ MIA 4/21/18
3FG	5 (4)	@ BOS 5/3/18
3FGA	10 (2)	vs. MIA 4/24/18
FT	10	vs. MIA 4/24/18
FTA	10 (2)	vs. MIA 4/24/18
OR	2	vs. BOS 5/18/10
DR	6	@ HOU 5/17/15
TR	6	@ HOU 5/17/15
AST	7 (2)	vs. IND 5/5/12
STL	3 (2)	@ MIA 4/21/18
BLK	4	@ HOU 5/17/15
MIN	47:24	vs. SAS 4/22/15

NBA REGULAR SEASON STATISTICS

YEAR	TM	AGE	G	GS	MP	FG	FGA	FG%	3P	3PA	3P%	FT	FTA	FT%	ORB	DRB	TRB	AST	STL	BLK	TOV	PF	PTS
17-18	PHI	34	70	70	30.2	5.8	12.6	0.46	2.8	6.6	0.42	2.8	3.1	0.904	0.1	2.4	2.5	3	0.5	0.1	1.5	1.8	17.1
16-17	LAC	33	78	78	28.2	5.1	11.4	0.445	2.6	6	0.429	2.3	2.6	0.891	0.1	2.1	2.2	1.4	0.7	0.2	1.3	1.6	15
15-16	LAC	32	75	75	28	5.6	11.7	0.48	2.7	5.6	0.475	2.4	2.7	0.888	0.1	1.7	1.9	1.4	0.6	0.1	1	1.8	16.3
14-15	LAC	31	78	78	30.9	5.7	12	0.477	2.6	5.9	0.437	2.3	2.6	0.901	0.3	1.9	2.1	1.8	0.5	0.1	1.2	1.7	16.4
13-14	LAC	30	35	34	28.2	5.2	11.4	0.455	2.1	5.3	0.395	2.8	3	0.915	0.3	1.9	2.1	2.2	0.8	0.1	1.2	1.9	15.2
12-13	ORL/MIL	29	78	13	30.5	4.9	11.3	0.434	2.1	5.8	0.366	2.2	2.4	0.9	0.2	2	2.2	3.8	0.5	0.1	1.8	1.5	14.1
11-12	ORL	28	65	22	27.1	3.8	9	0.425	1.7	4.1	0.418	2.2	2.4	0.911	0.3	2	2.3	2.5	0.4	0.1	1	1.4	11.6
10-11	ORL	27	59	5	25.6	3.3	7.6	0.441	1.5	3.7	0.397	1.9	2.2	0.875	0.1	1.8	1.9	1.7	0.5	0.1	0.9	1.4	10.1
09-10	ORL	26	82	9	22.1	3	6.7	0.439	1.4	3.3	0.405	2.3	2.7	0.86	0.2	1.7	1.9	1.9	0.3	0	0.8	1.4	9.6
08-09	ORL	25	64	5	17.3	1.8	4.7	0.391	1	2.8	0.374	1.3	1.5	0.871	0.1	1.6	1.7	1.1	0.3	0	0.8	1.1	6
07-08	ORL	24	34	0	8.1	1.4	3.2	0.444	0.5	1.3	0.395	0.8	1	0.794	0	0.6	0.7	0.5	0.1	0	0.4	0.9	4.1
06-07	ORL	23	42	0	14.8	1.9	4.6	0.41	0.9	2.3	0.388	1.3	1.4	0.9	0.2	1	1.2	0.9	0.3	0	0.5	1.2	6
CAREER			**760**	**389**	**24.3**	**4.2**	**9.3**	**0.449**	**1.9**	**4.6**	**0.415**	**2.1**	**2.4**	**0.89**	**0.2**	**1.8**	**2**	**2**	**0.5**	**0.1**	**1.1**	**1.5**	**12.4**

NBA PLAYOFF STATISTICS

YEAR	TM	AGE	G	GS	MP	FG	FGA	FG%	3P	3PA	3P%	FT	FTA	FT%	ORB	DRB	TRB	AST	STL	BLK	TOV	PF	PTS
17-18	PHI	34	10	10	34.2	6	13.5	0.444	2.6	7.5	0.347	3.6	4.2	0.857	0.3	1.2	1.5	2.6	0.8	0.1	1.1	2.1	18.2
16-17	LAC	33	7	7	29.4	2.7	7.1	0.38	1.3	3.7	0.346	2.4	2.9	0.85	0	1.7	1.7	0.9	0.3	0	1.9	2.4	9.1
15-16	LAC	32	6	6	27.7	5.7	13.2	0.43	1.8	5.2	0.355	0.3	0.5	0.667	0.2	1.8	2	0.8	0.2	0.2	0.8	1.8	13.5
14-15	LAC	31	14	14	38.6	5	11.5	0.435	2.5	6.3	0.398	2.4	2.5	0.943	0	2.1	2.1	1.7	0.7	0.4	1.9	2.6	14.9
13-14	LAC	30	13	13	27	4.7	10.2	0.459	2	5	0.4	1.9	2	0.962	0.3	1.4	1.7	1.5	0.8	0	1	1.8	13.3
12-13	MIL	29	4	0	17.3	2.8	6.3	0.44	1	3	0.333	0.8	0.8	1	0	0.8	0.8	1.3	0.3	0	1.5	2.3	7.3
11-12	ORL	28	5	0	24.7	3.8	8.8	0.432	0.8	3.8	0.211	2.4	2.8	0.857	0	1	1	3.2	0.2	0	1.2	0.8	10.8
10-11	ORL	27	6	0	20	2.5	7	0.357	0.2	2.5	0.067	1.5	2	0.75	0	1.8	1.8	1	0.2	0.2	1.2	1.3	6.7
09-10	ORL	26	14	0	19.2	2.1	5.1	0.423	1.1	2.5	0.429	2.1	2.5	0.857	0.3	1.4	1.7	1.4	0.7	0	1.4	1.6	7.5
08-09	ORL	25	16	8	20.4	1.9	5.2	0.373	1.3	3.3	0.404	0.8	0.9	0.929	0.1	1.1	1.2	1.9	0.5	0.1	0.4	1.6	6
07-08	ORL	24	2	0	5.1	0	2	0	0	1.5	0	0	0	0	0	0.5	0.5	0	0	0	0	0.5	0
06-07	ORL	23	1	0	10.6	1	2	0.5	1	1	1	0	0	0	0	0	0	2	0	0	1	2	3
CAREER			**98**	**58**	**22.9**	**3.6**	**8.5**	**0.423**	**1.6**	**4.3**	**0.363**	**1.8**	**2.1**	**0.882**	**0.1**	**1.4**	**1.6**	**1.6**	**0.5**	**0.1**	**1.2**	**1.8**	**10.6**

TRANSACTIONS: Drafted by the Orlando Magic in the first round (11th pick) of the 2006 NBA Draft...Traded by the Orlando Magic with Gustavo Ayon and Ishmael Smith to the Milwaukee Bucks for Tobias Harris, Doron Lamb, Beno Udrih and cash on 2/21/13...As part of a 3-team trade on 7/10/13, traded by the Milwaukee Bucks to the Los Angeles Clippers; the Los Angeles Clippers traded a 2016 second round draft pick (Marcus Paige was later selected) to the Milwaukee Bucks; the Los Angeles Clippers traded Eric Bledsoe and Caron Butler to the Phoenix Suns; the Phoenix Suns traded Jared Dudley to the Los Angeles Clippers; and the Phoenix Suns traded a 2014 2nd round draft pick (Lamar Patterson was later selected) to the Milwaukee Bucks...Signed as a free agent with the 76ers on 7/8/17...Re-signed as free agent with the 76ers on 7/6/18.

PRO CAREER: Appeared in 760 games (389 starts) averaging 12.4 points, 2.0 rebounds and 2.0 assists in 25.4 minutes per game, while shooting .449 from the field, .415 from three-point range and .890 from the free-throw line...His career three-point percentage of .415 ranks 15th in league history and fifth among active players, while .890 career free-throw percentage ranks ninth in league history and second among active players...Has started every regular-season game he has appeared in over the last four seasons.

2017-18 (PHI): Appeared in 70 games (all starts) averaging a career-highs in points (17.1) and rebounds (2.5) while contributing 3.0 assists in 30.2 minutes per game...Shot .460 from the field, a team-best .420 from three-point range (minimum 65 attempts) and the sixth-best free-throw percentage in the league at .904...Scored a season-high 31 points vs. Indiana (11/3), which was the tied for the third-highest scoring output of his career...Tied his career-high with eight rebounds at L.A. Lakers (11/15)...Dished out a season-high seven assists vs. Detroit (12/2)...Stole the ball a season-high three times at Golden State (11/11), tying the second-most steals he has recorded in a game in his career...Reached double figures in scoring in 62 games making it the fourth straight season he has produced at least 60 such games...Scored 20-plus points in 22 contests, the third-most he has had in a single season during his career...Brought down multiple rebounds in 50 games, making it the first time in his career he has recorded back-to-back seasons with at least 50 such games...His 57 games with multiple assists were the second-most such games he has in his career...Made a season-high eight three-pointers on two separate occasions, vs. Indiana (11/3) and vs. Orlando (11/25)...The eight three-point field goals are tied for the second-most makes in a single game in his career and it was the first time in his career he converted at least eight three-pointers multiple times in a single season...Made multiple shots from three-point range in 55 contests, the fourth consecutive season he has had 50 or more such games...Had team-leading 31 games in which he shot .500 percent or better from beyond the arc...Totaled 193 threes, the fourth-most makes in 76ers history in a single season...Made a career-high 197 free-throws...Shot .904 percent from the line, tied for the fourth-highest percentage in a single season in 76ers history...His .904 free-throw percentage was the sixth-best in the league...Made a career-high 42 consecutive free-throws from Dec. 4 – 28...Missed three games with lower back tightness (10/28-10/30, 4/11), two games with right hamstring tightness (12/21-12/23) and seven games with a left fibula injury (1/18-1/29).

2016-17 (LAC): Appeared in 78 games (all starts) and averaged 15.0 points, 2.2 rebounds and 1.4 assists in 28.2 minutes...Led or tied for the team lead in scoring 11 times and steals 11 times...Scored in double-figures 54 times, including 18 games of 20-plus points and one game of 30+ points...Ranked fifth in the NBA, shooting 42.9% from three-point range & 12th, shooting 89.1% from the free-throw line...Led the NBA with a 53.2% three-point percentage from March 16 through the end of the regular season (50+-plus attempts)...Made at least one three-point field goal in 77 consecutive games from 12/12/2015 through 12/4/2016, the sixth-longest streak in NBA history...Scored 10+ points in 13 straight games, from 11/4/16 at Memphis through 11/25/16 at Detroit...12/20/16 vs. Denver, made a season-high 10 field goals and tied a season-high with seven made three-pointers...11/25/16 at Detroit, scored 18 points in the third quarter, the highest scoring quarter of his career...11/16/16 vs. Memphis, made seven three-pointers in the second half, his most in any career half, tying the Clippers franchise record for three-pointers made in a half (C. Butler - 11/26/12 vs. NOH, second half)...Set then season-highs in points (29), field goals (9) and three-pointers (7)...Converted seven four-point plays, bringing career total to what was then 32 (now 35), third in NBA history behind Jamal Crawford (53) and James Harden (36)...Missed one game due to rest (12/2), two games due to a sore left hamstring (12/26 & 12/28) and one game due to a right ankle sprain (3/26).

2015-16 (LAC): Appeared in 75 games (all starts), and averaged 16.3 points, 1.9 rebounds and 1.4 assists while shooting career-high marks from the held (48.0%) and the three-point arc (47.5%)...Led the Clippers in scoring 16 times...Scored in double-figures 63 times, including 20+ points 23 times, 30+ points twice and one 40-point performance (1/18/16 vs. Houston)...Ranked first in the NBA with 47.5% 3PT%, the highest single-season 3PT-FG% in Clippers franchise history...Matched then career-high and then Clippers franchise record with 200 made three-pointers. Scored 1.175 points/possession on offense, second in NBA, 200+ possessions (S. Curry-

CONTINUED ON PAGES 88-89

#9 DARIO ŠARIĆ

★ ★ ★ ★ ★ ★

POSITION	FORWARD
HEIGHT	6-10
WEIGHT	250
YEARS PRO	2
FROM	ANADOLU EFES (TURKEY)/CROATIA
BORN	4/8/94

CAREER HIGHS

PTS	32	@ CHI 3/24/17
FG	12	@ CHI 3/24/17
FGA	20 (3)	vs. BOS 3/19/17
3FG	5 (2)	@ POR 12/28/17
3FGA	9 (2)	vs. OKC 12/15/17
FT	9	vs. GS 2/27/17
FTA	10 (3)	vs. IND 3/13/18
OR	7	@ WAS 2/25/18
DR	11	vs. WAS 11/16/16
TR	15	@ NYK 2/25/17
AST	9	vs. TOR 12/21/17
STL	3 (5)	@ BRK 1/31/18
BLK	3 (2)	@ LAL 11/15/17
MIN	49:19	vs. OKC 12/15/17

PLAYOFF HIGHS

PTS	27	@ BOS 5/9/18
FG	9	vs. BOS 5/7/18
FGA	20	vs. MIA 4/16/18
3FG	4 (2)	@ MIA 4/19/18
3FGA	10	vs. MIA 4/16/18
FT	8	@ BOS 5/9/18
FTA	11	@ BOS 5/9/18
OR	6	@ MIA 4/21/18
DR	6 (3)	@ BOS 5/9/18
TR	10	@ BOS 5/9/18
AST	5	vs. MIA 4/24/18
STL	4	vs. MIA 4/16/18
BLK	1 (4)	@ BOS 5/9/18
MIN	39:46	@ BOS 5/9/18

NBA REGULAR SEASON STATISTICS

YEAR	TM	AGE	G	GS	MP	FG	FGA	FG%	3P	3PA	3P%	FT	FTA	FT%	ORB	DRB	TRB	AST	STL	BLK	TOV	PF	PTS
17-18	PHI	24	78	73	14.6	5.2	11.4	0.453	2	5.1	0.393	2.3	2.7	0.86	2	4.7	6.7	2.6	0.7	0.3	1.9	2.1	14.6
16-17	PHI	23	81	36	12.8	4.7	11.4	0.411	1.3	4.2	0.311	2.1	2.7	0.782	1.4	5	6.3	2.2	0.7	0.4	2.3	2	12.8
CAREER			**159**	**109**	**13.7**	**4.9**	**11.4**	**0.431**	**1.7**	**4.7**	**0.355**	**2.2**	**2.7**	**0.82**	**1.7**	**4.8**	**6.5**	**2.4**	**0.7**	**0.3**	**2.1**	**2**	**13.7**

NBA REGULAR SEASON STATISTICS

YEAR	TM	AGE	G	GS	MP	FG	FGA	FG%	3P	3PA	3P%	FT	FTA	FT%	ORB	DRB	TRB	AST	STL	BLK	TOV	PF	PTS
17-18	PHI	24	10	10	32.8	5.9	14	0.42	2	5.2	0.385	3.4	4	0.85	3.2	4.1	7.3	3.5	1	0.4	1.5	2.8	17.2
CAREER			**10**	**10**	**32.8**	**5.9**	**14**	**0.42**	**2**	**5.2**	**0.385**	**3.4**	**4**	**0.85**	**3.2**	**4.1**	**7.3**	**3.5**	**1**	**0.4**	**1.5**	**2.8**	**17.**

TRANSACTIONS: Drafted by Orlando with the 12th overall pick of the 2014 NBA Draft...Traded by Orlando with a 2017 first round pick to Philadelphia for Elfrid Payton on 6/26/14...Signed with Philadelphia on 7/15/16.

PRO CAREER: Appeared in 159 games (109 starts) averaging 13.7 points, 6.5 rebounds and 2.4 assists in 27.9 minutes per game, while shooting .431 from the field, .355 from three-point range and .820 from the free-throw line.

2017-18 (PHI): Appeared in 78 games (73 starts) averaging 14.6 points, 6.7 rebounds and 2.6 assists in 29.6 minutes per game, while shooting .453 from the field, .393 from three-point range and .860 from the free-throw line as he improved his numbers from his rookie season across the board...Scored a season-high 27 points on two separate occasions, at Chicago (12/18) and at Phoenix (12/31)...Grabbed a season-high 14 rebounds vs. New York (3/28)...Recorded a career-high seven offensive rebounds at Washington (2/25), tied with Joel Embiid for the most any 76er had on the season...Tied with Embiid for the team lead with 42 multi-offensive rebound games...Dished out a career-high nine assists vs. Toronto (12/21)...Tied his career-high in steals with three on three separate occasions, at Phoenix (12/31), at Boston (1/18) and at Brooklyn (1/31)...Tied his career-high in blocks with three at L.A. Lakers (11/15)...Posted a career-high 13 double-doubles, the third-most on the team...Reached double figures in points in a career-high 61 contests, including a career-high 19 games with 20-plus points...Brought down 10 or more rebounds in a career-high 15 games...Recorded nine contests with five or more assists...Tied his career-high with 14 games with multiple steals...Had a career-long double-figure point streak of 40 consecutive games from Nov. 29 – March 1, where he averaged 16.8 points, 7.4 rebounds and 3.1 assists in 32.2 minutes per game...Made a career-high 157 three-pointers, which were the most in the NBA this season by a player 6-foot-10 or taller and were the most by a 76er in a single season that height or taller...Missed one game with a left eye laceration/corneal abrasion (12/7) and three games with right elbow soreness (4/1-4/4).

2016-17 (PHI): Appeared in 81 games (36 starts)...Averaged 12.8 points, 6.3 rebounds, and 2.2 assists in 26.3 minutes per game...Only teammate Embiid averaged more points per game among rookies...His 53 10-point games were the most in a season by a 76ers rookie since Michael Carter-Williams posted 61 such games in 2013-14...Scored in double figures 53 times to lead all NBA rookies...105 made three-pointers, second most all-time by a 76ers rookie behind Allen Iverson despite playing just over 900 fewer minutes...Brought down 10 rebounds and a career-best 32 points @ CHI on 3/24, one of his 10 double-doubles...Recorded a career-high 15 rebounds on 2/25 @ NY, one of 12 games with double-digit rebounds...Rookie of the month in Feb. and Mar....Named to NBA All-Rookie First Team.

PLAYOFFS: Made his playoff debut in 2018...Appeared in 10 games (10 starts) averaging 17.2 points, 7.3 rebounds, 3.5 assists and 1.0 steals in 32.9 minutes per game, while shooting .421 from the field, .385 from three-point range and .850 from the free-throw line...Scored a playoff-high 27 points while also grabbing a playoff-high 10 rebounds in Game 5 of the Second Round at Boston (5/9)...Dished out a playoff-high five assists in Game 5 of the First Round vs. Miami (4/24)...Recorded his playoff-high in steals with four in Game 2 of First Round vs. Miami (4/16)...Reached double figures in points in nine contests, including five games with 20-plus points...Brought down at least five rebounds in all 10 of his appearances...Contributed three-plus assists in nine games...Made multiple three-pointers on six separate occasions...Played 30-plus minutes in seven games, including a team-high 39:46 minutes in Game 5 of the Second Round at Boston (5/9)...Became one of just 10 players since 2000 to score 20-plus points in each of their first three playoff games of player's career.

INTERNATIONAL: 2015-16: (Anadolu Efes) Appeared in 61 games (44 starts)...Averaged 11.5 points, 5.6 rebounds and 1.3 assists in 23.1 minutes per game...**2014-15:** (Anadolu Efes): Appeared in 65 games (50 starts)...Averaged 10.5 points, 6.5 rebounds and 2.5 assists in 24.5 minutes per game...**2013-14:** (KK Cibona) Appeared in 57 games (all starts)...Averaged 16.9 points, 9.4 rebounds and 3.3 assists in 32.4 minutes per game...2012-13: (KK Cibona) Appeared in 33 games (29 starts)...Averaged 11.6 points, 7.3 rebounds and 2.2 assists in 26.7 minutes per game...**2011-12:** (KK Zagreb): Appeared in 34 games (23 starts)...Averaged 11 points, eight rebounds and two assists in 25.5 minutes per game.

OFF THE COURT: Born in Šibenik, Croatia on April 8, 1994...Represents Croatian national team in international play...Won gold medals as a member of Team Croatia at the 2010 FIBA Europe Under-16 Championship and the 2012 FIBA Europe Under-18 Championship.

#23 LANDRY SHAMET

★ ★ ★ ★ ★ ★

POSITION	GUARD
HEIGHT	6-5
WEIGHT	190
YEARS PRO	R
FROM	WICHITA STATE/USA
BORN	3/13/97

NCAA HIGHS

PTS	30	@ OKST 12/9/17
FG	9	@ MISS. ST. 2/25/17
FGA	14 (2)	vs. OKLA 12/16/17
3FG	6 (2)	vs. TEMPLE 3/9/18
3FGA	10 (2)	vs. SMU 1/17/18
FT	14	@ OKST 12/9/17
FTA	16	@ OKST 12/9/17
OR	3	vs. L'VILLE 11/24/16
DR	8	@ MISS. ST. 11/24/16
TR	8 (2)	@ MISS. ST. 11/24/16
AST	11	@ ECU 1/11/18
STL	3 (2)	vs. BRADLEY 3/3/17
BLK	2	@ UCONN 12/30/17
MIN	41:00	@ TEMPLE /1/18

NCAA SEASON STATISTICS

YEAR	TM	AGE	G	GS	MP	FG	FGA	FG%	3P	3PA	3P%	FT	FTA	FT%	ORB	DRB	TRB	AST	STL	BLK	TOV	PF	PTS
17-18	WS	20	32	32	31.7	4.8	9.8	0.489	2.6	5.9	0.442	2.7	3.2	0.83	0.4	2.8	3.2	5.2	0.7	0.2	2.1	1.9	14.9
16-17	WS	19	36	35	26.7	3.8	7.9	0.472	2	4.6	0.439	1.9	2.4	0.8	0.6	2.2	2.8	3.3	0.7	0.2	1.1	2.1	11.4
15-16	WS	18	3	1	17.7	2.3	5.3	0.438	1	3.3	0.3	3	4	0.75	1	1.7	2.7	1.7	1.7	0.3	0.7	2.7	8.7
CAREER			**71**	**68**	**28.6**	**4.2**	**8.7**	**0.48**	**2.2**	**5.1**	**0.437**	**2.3**	**2.8**	**0.81**	**0.5**	**2.5**	**3**	**4.1**	**0.8**	**0.2**	**1.5**	**2.1**	**12.9**

TRANSACTIONS: Drafted by the Philadelphia 76ers in the first round (26th pick) of the 2018 NBA Draft.

COLLEGE: WICHITA STATE (2015-18) **2017-18:** Honorable Mention AP All-American (WSU's fifth since 2013)...First Team All-AAC selection...NABC First Team All-District 25...Averaged a team-high 14.9 points...Led the conference in assists (5.2) and assist-to-turnover ratio (2.5)...Ranked 13th nationally in three-point percentage (.442)...Set a school record with 2.63 threes per game...84 three-point makes was the second-highest season total in Shocker history...166 assists ranks ninth on WSU's season list...Ranked high on the American conference leaderboard in free throw percentage (4th, .825), three-point percentage (second) and three-pointers per game (second)...Earned weekly honors from the conference office on six occasions...Dec. 11 AAC Player of the Week...**2016-17:** First Team All-Missouri Valley Conference...NABC First Team All-District 16...MVC Freshman of the Year...MVC All-Freshman and All-Newcomer teams...2x MVC Newcomer of the Week (Jan. 9, Feb. 26)...1x MVC Player of the Week (Feb. 26)...Won Wichita Eagle Team MVP honors along with the Warren Armstrong Jabali Assist Award at WSU's postseason banquet...Averaged 11.4 points and led the team in assists (3.3) and minutes (26.7)...Ranked 14th nationally in assist-to-turnover ratio (3.00) and was third-best among freshmen, trailing only UCLA's Lonzo Ball (3.08) and Louisiana Tech's Dequan Bracey (3.51)...Set WSU freshman records for three-point field goals (72) and games started (36)...Was the only Shocker to start every game...Ranked fourth on the MVC leaderboard in three-point percentage (.439)...In 18 MVC games, was just the second player in Valley history to lead the league in both threes (43) and percentage (.518)...Mid-January shift to the point guard position cut into his scoring but sparked the team...16th freshman in Shocker history to average in double-figures (11.4 points)...Led the scoring a team-high 12 times....23 double-figure scoring games...Topped 20 points on three occasions...Connected a three-pointer in each of the last 25 games...**2015-16:** Scored 13 points his collegiate debut against Charleston Southern (Nov. 13)...Diagnosed with a fifth metatarsal stress fracture in his left foot after a win over Emporia State (Nov. 21), which sidelined him for the rest of the season.

OFF THE COURT: Full name is Landry Michael Shamet...Born March 13, 1997 in Kansas City...Son of Melanie Shamet...Mother played volleyball at Boise State.

#25 BEN SIMMONS

★ ★ ★ ★ ★ ★

POSITION	GUARD-FORWARD
HEIGHT	6-10
WEIGHT	230
YEARS PRO	1
FROM	LOUISIANA STATE/AUSTRALIA
BORN	7/20/96

CAREER HIGHS

PTS	32	@ CHI 2/22/18
FG	13 (2)	@ CHI 2/22/18
FGA	24	vs. UTA 11/20/17
3FG	--	--
3FGA	2	@ TOR 10/21/17
FT	15	vs. WAS 11/29/17
FTA	29	vs. WAS 11/29/17
OR	6	vs. DEN 3/26/18
DR	14	vs. CHI 1/24/18
TR	18	vs. WAS 11/29/17
AST	15 (4)	@ CHA 4/1/18
STL	6	vs. PHO 12/4/17
BLK	4	@ CHI 12/18/17
MIN	51:34	vs. OKC 12/15/17

PLAYOFF HIGHS

PTS	24	vs. MIA 4/16/18
FG	10	vs. MIA 4/16/18
FGA	17	vs. MIA 4/16/18
3FG	--	--
3FGA	1	@ MIA 4/19/18
FT	7 (3)	vs. BOS 5/7/18
FTA	11	@ BOS 4/30/18
OR	4	@ MIA 4/21/18
DR	12	vs. BOS 5/7/18
TR	13 (2)	vs. BOS 5/7/18
AST	14	vs. MIA 4/14/18
STL	4 (2)	@ MIA 4/21/18
BLK	2 (2)	vs. BOS 5/5/18
MIN	42:41	vs. BOS /5/18

NBA REGULAR SEASON STATISTICS

YEAR	TM	AGE	G	GS	MP	FG	FGA	FG%	3P	3PA	3P%	FT	FTA	FT%	ORB	DRB	TRB	AST	STL	BLK	TOV	PF	PTS
17-18	PHI	21	81	81	33.7	6.7	12.3	0.545	0	0.1	0	2.4	4.2	0.56	1.8	6.3	8.1	8.2	1.7	0.9	3.4	2.6	15.8
CAREER			**81**	**81**	**33.7**	**6.7**	**12.3**	**0.545**	**0**	**0.1**	**0**	**2.4**	**4.2**	**0.56**	**1.8**	**6.3**	**8.1**	**8.2**	**1.7**	**0.9**	**3.4**	**2.6**	**15.8**

NBA PLAYOFF STATISTICS

YEAR	TM	AGE	G	GS	MP	FG	FGA	FG%	3P	3PA	3P%	FT	FTA	FT%	ORB	DRB	TRB	AST	STL	BLK	TOV	PF	PTS
17-18	PHI	21	10	10	36.9	6.1	12.5	0.488	0	0.1	0	4.1	5.8	0.707	1.6	7.8	9.4	7.7	1.7	0.8	4.4	3.4	16.3
CAREER			**10**	**10**	**36.9**	**6.1**	**12.5**	**0.488**	**0**	**0.1**	**0**	**4.1**	**5.8**	**0.707**	**1.6**	**7.8**	**9.4**	**7.7**	**1.7**	**0.8**	**4.4**	**3.4**	**16.3**

TRANSACTIONS: Selected by Philadelphia with the first overall pick in the 2016 NBA Draft.

2017-18 (PHI): Appeared in 81 games (81 starts) averaging 15.8 points, 8.1 rebounds, 8.2 assists and 1.7 steals in 33.7 minutes per game, while shooting .545 from the field...Named 2017-18 Kia NBA Rookie of the Year, joining Hall of Famer Allen Iverson (1996-97) and Michael Carter-Williams (2013-14) as the other 76ers in franchise history to receive the award...Scored a career-high 32 points at Chicago (2/22)...Grabbed a career-high 18 rebounds vs. Washington (11/29)...Dished out a career-high 15 assists on four occasions, vs. L.A. Lakers (12/7), at Milwaukee (3/4), vs. Charlotte (3/19) and at Charlotte (4/1)...Stole the ball a career-high six times vs. Phoenix (12/4)...Blocked a career-high four shots at Chicago (12/18)...Reached double figures in points in a rookie and team-leading 72 contests...Recorded 58 games with 10-plus points, five-plus rebounds and five-plus assists, which ranked third in the league and were more than three times as many as the next closest rookie...The 58 such games set a rookie record, dating back to 1963-64...From Feb. 25 – April 11 he recorded 25 consecutive games with five-or-more rebounds and five-or-more assists, the third longest streak in the league...Became the third rookie to record a triple-double (11 points, 15 assists and 12 rebounds) without committing a turnover vs. Charlotte (3/19)...Posted a rookie and team-leading 12 triple-doubles, the second-most ever by rookie, behind Hall of Famer Oscar Robertson's 26 in 1960-61...His 12 triple-doubles were the third-most in the league during the 17-18 season and are tied with Kyle Lowry for the eighth-most among active NBA players...His 38 double-doubles finished tied for the team lead with Joel Embiid and were more than double that of any other rookie...The 38 double-doubles were the third-most ever by a rookie guard behind Robertson's 51 in 1960-61 and Mark Jackson's 39 in 1987-88...Posted 24 point-assist double-doubles, fourth in the NBA and the most by a rookie since John Wall's 24 in 2010-11...Joined Robertson as the only two players in league history to average at least 15 points, eight rebounds and eight assists in a rookie season and he was one of three players in league during the 17-18 season to post such averages, joining LeBron James and Russell Westbrook...Totaled 1,279 points, 659 rebounds and 661 assists in his rookie campaign making him and Robertson the only two rookies in league history to total at least 1,200 points, 600 rebounds and 600 assists...Joined James and Westbrook as the only three players in league during the 17-18 campaign to record at least 600 rebounds and 600 assists...Joined Hall of Famer Wilt Chamberlain (1966-67 and 1967-68) as the only Philadelphia players ever to post 600-or-more rebounds and assists in a single season, Simmons is the only rookie in 76ers history to accomplish this...His 661 total assists were the fourth-most ever totaled in a single season by a Philadelphia player behind Hall of Famer Maurice Cheeks (753 in 1985-86), Chamberlain (702 in 1967-68) and Cheeks again (667 in 1981-82)...Became the first rookie guard since Anfernee "Penny" Hardaway in 1993-94 to record at least 100 steals and 50 blocks in a season...Put together two streaks of at least 10 straight games with 10 points, five and five assists, no other rookie since 1983 has posted a streak longer than eight games...Named Eastern Conference Rookie of the Month on four occasions (October/November, January, February and March/April)...Named Eastern Conference Player of the Week (April 9).

PLAYOFFS: Made his playoff debut...Appeared 10 games (10 starts) averaging 16.3 points, 9.4 rebounds, 7.7 assists and 1.7 steals in 36.9 minutes per game while shooting .488 from the field and .707 from the free-throw line...Scored a playoff-high 24 points in Game 2 of the First Round vs. Miami (4/16)...Grabbed a playoff-high 13 rebounds on two separate occasions, Game 4 of the First Round at Miami (4/21) and Game 4 of the Second Round vs. Boston (5/7)...Dished out a playoff-high 14 assists in Game 1 of the First Round vs. Miami (4/14)...Recorded a playoff-high four steals on two separate occasions, Game 3 of the First Round at Miami (4/19) and Game 4 of the First Round at Miami (4/21)...Reached double figures in points in his first six postseason games of his career and nine out of 10 overall...Posted five double-doubles...Posted his first career postseason triple-double in Game 4 of the First Round vs. Miami (4/21)...He became the first rookie since Hall of Famer Magic Johnson (May 14, 1980) to record a triple-double in the playoffs...Totaled 91 points, 53 rebounds and 45 assists during the First Round against Miami, no other rookie, dating back to 1963-64, had posted such numbers in their first five career playoff games...During the First Round he averaged 112.6 touches per game, the most of any player.

COLLEGE: LSU (2015-16) 2015-16 Wayman Tisdale National Freshman of the Year (USBWA)...2015-16 Sporting News National Freshman of the Year...2015-16 USA Today National Freshman of the Year...2015-16 SEC Freshman of the Year...2015-16 First Team All-SEC...2015-16 All-SEC Freshman Team...First Team USBWA All-American...Second Team All-American by ESPN, Sports Illustrated and Sporting News...Third Team All-American by USA Today...Simmons was the consensus National Freshman of the Year and was named the SEC Freshman of the Year in what was a phenomenal freshman campaign...He was the first LSU freshman to win the conference Freshman of the Year award since 2006 when Tyrus Thomas was honored...Averaged 19.2 points, 11.8 rebounds and 4.8 assists per game, which ranked in the top five in the SEC in each category...At the end of the regular season, Simmons was ranked fourth in points (19.6), first in rebounds (11.9), third in field goal percentage (206-367, 56.1 percent), fifth in assists per game (5.0) and second in steals per game (2.0) in the SEC...His 11.8 rebounds per game led all Division I freshmen...One of just two freshmen in the country to average double-figure rebounds...Led all major conference players with 23 double-doubles on the year and ranked fifth nationally...Became the fourth freshman in the past 20 years with 40 points and 10 rebounds in a game after his performance against North Florida on Dec. 2, 2015, where he also became the first major college player to have a game of 40 points, 10 rebounds, 5 assists and 5 steals in a game in the last 20 years...The first LSU player since Shaquille O'Neal to score at least 43 points in a game...Simmons had 18 20-point games, which was third in the SEC...Had an active streak of 28 games in double-figure scoring ... Had a five-game streak of 20 points from Feb. 17 to March 1...Had a double-double and 10 or more rebounds in seven straight contests from Nov. 19-Dec. 16...Had a double-double in the last four games to close out the regular season before the conference tournament...Became the first SEC freshman to record 20 points and 15 rebounds since Julius Randle of Kentucky in the 2013-14 season after posting 23 points and 16 rebounds against South Alabama on Nov. 19, 2015...With his performance against NC State on Nov. 24, 2015, Simmons was the only Division I player at the time listed as 6-10 or taller to have 10 assists and no turnovers in a game in the last 20 seasons...His 21-point, 20-rebound night against Marquette on Nov. 23, 2015, made Simmons the eighth LSU player since 1973-74 to record a 20-point, 20-rebound game...Recorded a career-high seven steals at Kentucky on March 5, 2016, which were the most in a game since Anthony Hickey recorded eight against Texas A&M in 2013...The only LSU players to record more season free throws than Simmons' 199 are Pete Maravich and Bob Pettit...At the conclusion of the season, Simmons was ranked eighth in LSU history with 158 season assists, fifth in season rebounds with 388 and was just outside of the top-10 in season scoring with 632 points.

CONTINUED ON PAGE 89

#8 ZHAIRE SMITH

★ ★ ★ ★ ★ ★

POSITION	GUARD
HEIGH	6-4
WEIGHT	200
YEARS PRO	R
FROM	TEXAS TECH/USA
BORN	6/4/99

NCAA HIGHLIGHTS

PTS	21	vs. IOWA ST 2/7/18
FG	8	vs. FLA 3/17/18
FGA	13	vs. FLA 3/17/18
3FG	2 (3)	vs. FLA 3/17/18
3FGA	3	vs. FLA 3/17/18
FT	8 (2)	@ WVU 2/26/18
FTA	10 (2)	@ WVU 2/26/18
OR	5 (4)	vs. WVU 3/9/18
DR	7	vs. SFA 3/15/18
TR	9	vs. FLA 3/17/18
AST	7	vs. FLA 3/17/18
STL	4	vs. NEVADA 12/5/17
BLK	4	@ TCU 2/3/18
MIN	42:00	vs. TEXAS 1/31/18

NCAA SEASON STATISTICS

YEAR	TM	AGE	G	GS	MP	FG	FGA	FG%	3P	3PA	3P%	FT	FTA	FT%	ORB	DRB	TRB	AST	STL	BLK	TOV	PF	PTS
17-18	TTECH	18	37	21	28.4	4.2	7.5	0.56	0.5	1.1	0.45	2.5	3.4	0.717	2.2	2.8	5	1.8	1.1	1.1	1.1	1.8	11.3
CAREER			**37**	**21**	**28.4**	**4.2**	**7.5**	**0.56**	**0.5**	**1.1**	**0.45**	**2.5**	**3.4**	**0.717**	**2.2**	**2.8**	**5**	**1.8**	**1.1**	**1.1**	**1.1**	**1.8**	**11.3**

TRANSACTIONS: Drafted by Phoenix Suns in the first round (16th pick) of the 2018 NBA Draft...Traded on draft night by the Phoenix with a 2021 first round draft pick (via Miami) to Philadelphia for the No. 10 pick (Mikal Bridges).

COLLEGE: TEXAS TECH (2017-18) Smith dialed up 11.3 points, 5.0 rebounds, 1.8 assists, 1.1 blocks and 1.1 steals per game...Appeared in all 37 games and inserted into the starting lineup in 21 of the last 22 games (Jan. 9-March 25)...His 417 total points were a program single-season freshman record...The 11.3 PPG were second on the team and fifth among Big 12 freshmen...First freshman in program history to secure All-Big 12 Honorable Mention and USBWA All-District 7 First-Team status...Reached double figures in 27 games which was second on the team only behind Keenan Evans...Texas Tech was 19-8 when Smith scored 10 or more points...Teamed with Jarrett Culver to average 22.5 PPG, third among Big 12 freshmen duos in 2017-18...Connected on 55.6 percent of his field goal attempts, good enough for fourth place on the Big 12 leaderboard...His 185 rebounds, 42 blocks and 42 steals led the team...The 1.1 BPG were tied for 10th and 1.1 SPG were 15th in the Big 12 rankings...The 42 total blocks were second for a freshman in program history only behind Zach Smith's 45 rejections in 2014-15...Amassed 14 points, five rebounds, three assists and two blocks against South Alabama (Nov. 10) in debut...First career points came on a transition layup off a Zach Smith steal at the 15:54 mark of the first half...Put together 10 consecutive games in double figures (Nov. 25-Jan. 6)...The only other freshmen to accomplish the feat was Rick Bullock in 1972-73...Provided 17 points on an efficient 7-of-8 shooting to go along with five assists versus Savannah State (Nov. 25)...Garnered 10 points, six rebounds, a season-high four steals and three assists against No. 22 Nevada (Dec. 5)...Upped his scoring mark to 12.3 PPG, and the 222 points were third in program history behind Culver and Martin Zeno for a freshmen in Big 12 action...Notched 15 points versus No. 18 Baylor (Dec. 29) in Big 12 opener...Collected 11 points and five rebounds during Texas Tech's win at No. 10 Kansas (Jan. 2)...Extended the Red Raiders lead to 72-61 with a high-flying dunk from Evans off an inbounds play with 3:59 remaining...Worked his way to nine points, eight rebounds, two assists, two blocks and two steals versus No. 2 West Virginia (Jan. 13)...Reeled off nine straight games with 10-plus points (Feb. 3-March 3) to conclude the regular season...Chipped in 12 points and a season's best four blocks at TCU (Feb. 3)...Exploded for a season-high 21 points on 7-of-8 from the floor coupled with eight rebounds, three steals and two blocks against Iowa State (Feb. 7)...Fired in 20 points and five rebounds versus No. 8 Kansas (Feb. 24)...Turned in 12.0 PPG, 7.3 RPG, 2.5 APG, 1.0 SPG and 1.0 BPG in Texas Tech's four NCAA Tournament games (March 15-25)...Reverse 360 dunk in first half fueled a 10-point, eight-rebound effort against Stephen F. Austin (May 15) during opening round...Racked up 18 points on 8-of-13 shooting, grabbed a season-high nine rebounds and handed out a season-best seven assists against No. 23 Florida (May 17)...Alley-opp dunk from Evans with 30 seconds to go punched the program's first NCAA Sweet 16 appearance since 2004-05...Added 13 points, five rebounds and two blocks versus No. 11 Purdue (March 23)...Wrapped the season with seven points and seven rebounds against No. 2 Villanova (March 25)...2017-18 USBWA All-District 7 First Team...2017-18 All-Big 12 Honorable Mention (Coaches/AP)...2017-18 All-Big 12 Newcomer Team...2017-18 All-Big 12 Defensive Team.

OFF THE COURT: Son of Billy Smith who played college basketball at Kansas State...Has a sister named Aayinde...Voted best high school dunker by coaches in the Dallas-Fort Worth area.

JERRYD BAYLESS CONTINUED

vs. Memphis...Recorded a double-double with 11 points and 10 assists on 2/22 at Charlotte, tying career-highs by shooting 11-of-12 from the free throw line, making him the first NBA player to record a points/assists double-double without a made field goal since Magic Johnson(4/2/96 at Charlotte)...Tied a career-high with 31 points on 12/10 at DET.

2009-10 (POR): Averaged 8.5 points, 1.6 rebounds and 2.3 assists in 74 games (11 starts)...Made more free throws (201) than field goals (200)...Scored a career-high 31 points on 12/23 at Sacramento, setting a franchise record for points by a Trail Blazer making his first career start.

2008-09 (POR): Averaged 4.3 points, 1.1 rebounds and 1.5 assists in 12.4 minutes in 53 games during his rookie season...Named the Most Valuable Player of the 2008 NBA Summer League in Las Vegas, after he averaged 29.8 points in four games.

PLAYOFFS: Appeared in 30 games (two starts) averaging 8.8 points, 2.1 rebounds and 2.4 assists in 20.6 minutes per game...**2018:** Appeared in Game 1 of the second round vs. Boston (4/30) where he played 1:44...**2015:** Averaged 6.5 points, 2.5 rebounds and 3.0 assists in the First Round against Chicago...Made buzzer beating lay-up to win the game on 4/25 vs. Chicago, his first such make in the playoffs or regular season...4.5 assist to turnover ratio ranked fourth in the league during the postseason...**2013:** Averaged 9.3 points, 2.0 rebounds and 2.1 assists in 21.3 minutes in 15 games...Scored a playoff career-high 19 points in Game 1 of the First Round on 4/20 at L.A. Clippers...**2010:** Posted 13.5 points, 2.7 rebounds and 3.8 assists in 27.7 minutes in six games (two starts) against Phoenix in the First Round...**2009:** Made his first two playoff appearances and totaled six points in 11 minutes.

COLLEGE: ARIZONA (2007-08) Led the Arizona Wildcats in scoring (19.7 points) and assists (4.0) while averaging 2.7 rebounds on 45.8% shooting (40.7 3P%) in 35.7 minutes in 30 games...Earned All-PAC 10 Second Team and All-Freshman honors, First Team All-District honors by the National Association of Basketball Coaches (NABC) and U.S. Basketball Writers Association (USBWA), named Honorable Mention All-America by The Associated Press, and was a finalist for the Wooden Award...Became the first freshman in school history to lead Arizona in scoring, as well as the first freshman to win team MVP since Sean Elliot (1985-86)...First player in Arizona history to score 30 points in three consecutive games...Tied the mark for most points by a freshman in a Pac-10 game with a career-high 39 on 2/10/07 vs. Arizona State.

OFF THE COURT: Son of Denise Bowman and Brad Bayless...Name is pronounced JAIR-id...Has an older brother, Justin...Named to the 2009 USA Basketball Men's Select Team, though injury prevented him from participating...Tabbed for the 2008 USA Basketball Men's Select Team alongside then-Trail Blazers teammate LaMarcus Aldridge as a senior at St. Mary's, was named to the 2007 McDonald's All-American Team, the 2007 Jordan Brand All-American Classic, as well as a Parade and EA Sports All-American...Named Gatorade Arizona State Player of the Year during his junior and senior seasons at St. Mary's...Won the gold medal in the 100 meters at the 9-or-10-year old junior Olympics in Seattle... Hobbies include golf, where he has made two hole-in-ones...On Twitter as @jerrydbayless.

WILSON CHANDLER CONTINUED

games on 1/9 and 1/11 due to a left hip strain...Missed one game on 2/27 due to a right knee sprain...Did not play on 3/19 due to a left hip strain (rest)...Missed 10 games from 3/23-4/10 due to a groin strain.

2012-13 (DEN): Appeared in 43 games (eight starts), averaging 13.0 points, 5.1 rebounds, 1.3 assists and 1.05 steals in 25.1 minutes...Posted 21 points, six rebounds, four assists and two steals in 25 minutes vs. PHX on 4/17...Scored 21 points (3-5 3FG) in 29 minutes at MIL on 4/15...Had 18 points, nine rebounds and three steals in 34 minutes at DAL on 4/12...Led Denver with 29 points, eight boards, four assists and two steals in 41 minutes vs. SAS on 4/10...Had 21 points and six boards in 30 minutes vs. HOU on 4/6...Posted 15 points, five rebounds and three assists in 34 minutes at SAS on 3/27...Had career-high tying 35 points, nine boards, four assists and two steals in 39 minutes at CHI on 3/18...Scored 24 points (9-12 FG) in 25 minutes vs. NYK on 3/13...Tallied career-high tying 35 points (13-19 FG, 6-7 3FG) in 36 minutes vs. OKC on 3/1...Posted 23 points and four rebounds in 25 minutes on vs. LAL on 2/25...Scored 22 points in 28 minutes at WAS on 2/22...Posted season-high 24 points (8-9 FG, 5-5 3FG) in 19 minutes vs. CHI on 2/7...Grabbed season-high 10 boards to go with seven points and two blocks in 21 minutes vs. MIL on 2/5...Registered 20 points to go with six boards and three steals in 24 minutes at HOU on 1/23...Returned after missing past 30 games due to injury to post a season-high 14 points to go with six rebounds and a career-high tying three steals in 21 minutes vs. GSW on 1/13...Missed 35 games due to hip injury, two games due to groin injury and two games due to left shoulder 1st degree AC separation.

2011-12 (DEN): After returning from a stint in China, played in a total of eight games for the Nuggets (six starts) and tallied 9.4 points, 5.1 rebounds and 2.1 assists in 26.9 minutes...Scored six points in 19 minutes at CHA on 3/30...Had 13 points and eight boards in 33 minutes at TOR on 3/28...Tallied seven points, seven boards, four assists, two steals and two blocks in 35 minutes at CHI on 3/26...Posted 12 points, six boards and a season-high five assists at MIN on 3/25...Scored 13 points in 27 minutes at UTA on 3/23...Posted 11 points and 10 boards in 33 minutes vs. DET on 3/21...Had 13 points and four boards in 28 minutes vs. DAL on 3/19...Re-signed as restricted free agent with Denver on 3/18/12...Played in seven games from 3/19 to 3/30 before playing in only one of the team's final 14 games due to a hip strain...Has three career 30-plus scoring games and eight career double-doubles...Has increased scoring average over each NBA season...Selected to the Sophomore squad in the 2009 T-Mobile Rookie Challenge at NBA All-Star Weekend in Phoenix (tallied six points and seven rebounds).

2011 (CHINA): Played for Zhejiang Guangsha in China for the Chinese Basketball Association, averaging 26.6 points and 11.6 rebounds in 32 games.

2010-11 (NYK-DEN): Appeared in 72 total games (49 starts), averaging 15.3 points, 5.7 rebounds, 1.7 assists and 1.31 blocks in 33.3 minutes... Appeared in 21 games with Denver, averaging 12.5 points, 5.0 rebounds, and 1.6 assists in 30.6 minutes...Recorded his highest scoring output as a Nugget in the season finale, with a 27 point performance on 10-20 shooting at Utah...Rejected a career-high six blocks in 35 minutes vs. San Antonio on 3/23...Posted 16 points, a career-high-tying three steals (7th time), two assists and two blocks in 29 minutes vs. Charlotte on 3/2... Made his Nuggets debut vs. Boston on 2/24, pitching in 16 points (3-4 3FG) and five rebounds...Acquired from New York on 2/22 as a part of an 13-player trade involving Denver, New York and Minnesota...Appeared in 51 games (30 starts) with the Knicks this season, averaging 16.4 points, 5.9 rebounds and 1.37 blocks per game...Scored 20-plus points 17 times and 30-plus once as a Knick...Recorded five double-doubles with New York, including two of the 20/10 variety...Missed three games (1/28-2/11) with a left calf injury...Scored a season-high 31 points (13-19 FG) vs. San Antonio on 1/4...Totaled 27 points on a season-high five 3FG makes (5-9) vs. Denver on 12/12...Dished out a career-high seven assists to go along with five blocks at Minnesota on 11/12...Recorded 22 points and a season-high 16 rebounds vs. Portland on 10/30/10.

WILSON CHANDLER CONTINUED

2009-10 (NYK): Averaged career-high 15.3 points (third on team), career-high-tying 5.4 rebounds and shot career-high .479 (412-860) over 35.7 minutes in 65 games (64 starts)...Season Highs – Points: 35 (2/9 vs. Sacramento); Assists: 6 (1/7 vs. Charlotte); Rebounds: 17 (1/1 at Atlanta)...Shot 40-150 (.267) 3FG...Led Knicks in scoring seven times, rebounds seven times, assists four times...Had 15 20+ scoring games and one 30-plus effort (a career-high 35 on 2/9 vs. Kings), with four double-doubles and two 20/10 games...Recorded career highs in scoring (15.3), minutes (35.7, 36th in NBA), FG percentage (.479) and FT percentage (.806)...Scored a career-high 35 points (15-23 FG) in an overtime loss vs. Sacramento on 2/9, with 23 points coming after halftime...Scored 2,000th career point vs. Philadelphia on 1/13...Recorded 24 points and a career-high 17 rebounds in season-high 48 minutes at Atlanta on 1/1...Missed two games due to personal reasons...Missed the final 15 games of the season with a sore left groin (Inactive nine times)...Underwent left ankle arthroscopy on 4/14 to clean out scar tissue, and underwent surgery to repair a sports hernia on 5/14.

2008-09 (NYK): Over 82 games (70 starts), averaged 14.4 points and 5.4 rebounds and shot .432 FG over 33.4 minutes per game...Only Knick to play in all 82 games, after playing in just 35 games as a rookie...Shot 103-314 (.328) 3FG after going just 9-30 (.300) as a rookie...Led Knicks with 75 total blocks, while his 0.91 blocks per game ranked 34th in NBA...Fifth in scoring among NBA second-year players (14.4), sixth among NBA sophomores in rebounding (5.4)...Increased scoring average by 7.1 points (from 7.3 to 14.4), tying Philadelphia's Thaddeus Young (from 8.2 to 15.3) for the highest increase among all NBA players...Led Knicks in scoring 10 times, rebounds three times, assists three times...Authored 16 20-plus scoring games and two 30-plus games...Had three double-doubles, all in five-game span from 3/13-3/21/09...Played for victorious Sophomore squad in 2009 T-Mobile Rookie Challenge at NBA All-Star Weekend in Phoenix on 2/13 (six points and seven rebounds in 21 minutes)...Paced win at Memphis on 11/12 with 27 points (11-12 FG, 4-4 3FG)...Keyed win over defending champion Celtics on 1/4 with 31 points...Scored 27 points (11-20 FGA) in career-high 49 minutes in OT loss at L.A. Clippers on 2/11...Season-high 32 points (6-10 3FG) in win vs. Toronto on 2/20...Shot 11-15 FG and 4-4 3FG (26 points) at Chicago on 4/7...Underwent surgery on 6/3 to remove bone spurs from left ankle.

2007-08 (NYK): As a rookie over 35 games (16 starts), averaged 7.3 points and shot .438 FG over 19.6 minutes per game...Led Knicks in scoring twice, rebounds once...Had 11 10-plus scoring games (one 20-plus game) and one double-double...Placed on the Inactive List 21 times...DNP-CD 25 times...Only game missed due to injury was season finale at Indiana on 4/16 due to a sprained left knee...After appearing in just seven of Knicks' first 49 games (Nov. 2-Feb. 6), saw action in 28 of campaign's last 33 contests (2/8-4/16/08), responding with 8.3 points and .442 (96-217) FG over 22.6 minutes in those 28 games...Started 15 of Knicks' final 21 games...Scored a season-high 23 points in season-high 44 minutes vs. Orlando on 4/6.

PLAYOFFS: Has appeared in 11 career playoff games (all with Denver)...2013: Played in six games (all starts) in Denver's first-round series against Golden State, averaging 12.0 points and 5.5 rebounds in 34.2 minutes...Recorded first career playoff double-double with 11 points and career playoff-high 13 rebounds in Game 1...Made 5-of-11 3-pointers and finished with career playoff-high 19 points...2011: Played in all five games (two starts), averaging 4.8 points and 4.4 rebounds per game in 23.0 minutes...Posted a career playoff-high nine points and eight rebounds in 32 minutes in Game 1 at Oklahoma City on 4/17/11...Scored eight points and grabbed four rebounds in 23 minutes in Game 5 at Oklahoma City on 4/27/11.

COLLEGE: DEPAUL (2005-07) Averaged 12.9 points, 7.1 rebounds and 1.46 blocks over 31.1 minutes in two seasons at DePaul, shooting .445 FG in starting 52 of his 59 career games...2006 Big East All-Rookie as a freshman, 2007 Second Team All-Big East as a sophomore...Unanimous Big East All-Rookie Team pick following freshman year in 2005-06...Averaged 10.6 points, 7.2 rebounds in 25 games (20 starts)...Career-high 26 points vs. Seton Hall, 2/25/06...Career best 16 rebounds at Dayton on 12/10/05 (highest total for a DePaul freshman since Quentin Richardson in 1998-99)...In sophomore (final) season of 2006-07, averaged 14.6 points, 6.9 rebounds and 1.38 blocks – all team highs – over 31.7 minutes in 34 games (32 starts), earning Second Team All-Big East Honors...Career-high-tying 26 points in first-round NIT matchup vs. Hofstra on 3/14/07.

OFF THE COURT: Full name is Wilson Jamall Chandler...Son of Wilson Chandler and Marie Thomas...Led Benton Harbor (MI) HS to undefeated regular season record as a senior, averaging 24 points, 12 rebounds, five blocks and four steals while shooting .680 FG...Named Michigan's Mr. Basketball in 2005...Four of his dunks in 2006- 07 at DePaul were highlighted on ESPN's Top 10 Plays of the Day...Credits his grandmother Olivia with most helping him mature as an individual...Myriad of nicknames includes Wil, Ill Wil, Kill at Wil, Wil the Thrill, Willie Blanco and Willie McFly.

AMIR JOHNSON CONTINUED

Inactive for three games (Nov. 2 through 5) with a sore left ankle...Recorded a double-double (16 pts, 10 rebs) in the season opener vs. Atlanta on Oct. 29.

2013-14 (TOR): Appeared in 77 games (72 starts), averaging 10.4 points, 6.6 rebounds and 28.8 minutes...Finished in the Top 10 in the NBA in field-goal percentage for a second consecutive year, fifth at .562 (344-612) (eight in 2012-13)...Led the team in total blocks with 88...Left the Apr. 2 game vs. Houston at the 9:02 mark of the first quarter with a sore right ankle and missed the next three games (Apr. 4-9)...Scored the game-winning basket with 7.1 seconds remaining vs. Boston on Mar. 28...Played in his 500th NBA game and logged a career-high 50 minutes vs. Oklahoma City on Mar. 21; recorded 25 points and 12 rebounds against the Thunder...Scored in double figures in eight straight games (Mar. 9-21) averaging 17.0 points...Scored 20 points vs. Phoenix on Mar. 16 and also passed Antonio Davis (405) for third on the Raptors' all-time blocks list...Missed two games (Feb. 10-12) with a sore right ankle...Attempted a career-high 20 field goals vs. Orlando on Jan. 29 en route to 22 points with 11 rebounds for his ninth double-double...Totaled 17 points and eight rebounds at Miami on Jan. 5; passed Andrea Bargnani (2,095) for third on the Raptors' all-time rebounds list...Averaged 13.8 points, 8.3 rebounds and 1.4 blocks during 14 games in December...Scored in double figures in nine straight games Dec. 3 through 22, averaging 18.0 points...Matched his season-high with 13 rebounds at Oklahoma City on Dec. 22...Collected a season-high 13 rebounds vs. Charlotte on Dec. 18...Set career-highs with 32 points and 14 field goals made at L.A. Lakers on Dec. 8...Started the first 15 games of the season before coming off the bench Dec. 1-6, then started the next 32 games before being sidelined Feb. 10 by a sore right ankle...Recorded his 500th career block at Philadelphia on Nov. 20...Grabbed 10-plus rebounds in three consecutive games Nov. 8-11, averaging 10.7 boards...Became the 10th player in Raptors history to appear in 300 games on Oct. 30 vs. Boston.

2012-13 (TOR): Posted career-highs in points (10.0), rebounds (7.5), assists (1.5), steals (1.0), blocks (1.4) and minutes (28.7) in 81 games...Ranked eighth in the NBA with a .554 (336-for-606) field-goal percentage...One of 10 players in the NBA to gather 200-plus offensive rebounds and block more than 100 shots...Scored 20-plus points on five occasions...Led the team with 15 double-doubles...Grabbed double-digit rebounds 20 times...DND for one game...Averaged 12.2 points, 9.5 rebounds, 1.8 blocks and 34.8 minutes in 36 starts...Recorded a season-high six blocks at Atlanta on Apr. 16 with five in the first quarter matching a team record for blocks in a quarter...Scored a season-high 24 points and matched a season-best with 10 field goals made vs. Chicago on Apr. 12...Averaged 11.5 points and 9.3 rebounds during 15 games in March...Scored 18 points and collected a game-high 18 rebounds vs. Miami on Mar. 17...Grabbed a career-high 21 rebounds vs. Charlotte on Mar. 15 and became the eighth player in team history to record a 20-plus rebound game...Scored 17 points (with a career-high 19 FGAs) and corralled a game-high 16 rebounds vs. Cleveland on Mar. 10...Came off the bench to record 23 points, shooting a team-record 10-for-10 from the field, with 15 rebounds at Golden State on Mar. 4; became first player in NBA history to come off the bench to record 10-plus rebounds and shoot a perfect 10-for-10 from the field...Blocked at least one shot in a career-high 15 consecutive games (Jan. 20-Feb. 20)...Earned his 10th double-double of the season at Indiana on Feb. 8 and scored the game-tying basket as time expired in regulation...Recorded a career-high five steals vs. Miami on Feb. 3...Had 19 points and 16 rebounds vs. the L.A. Clippers on Feb. 1...Poured in 19-plus points in three-of-four games (Jan. 6-13)...Scored 22 points and added 14 rebounds vs. Milwaukee on Jan. 13...Made his first start of the season vs. Oklahoma City on Jan. 6 and tallied 19 points...Blocked five shots vs. Houston on Dec. 16...Suspended one game (Dec. 12)...Ejected with 5:01 left in the third quarter at Portland on Dec. 10.

2011-12 (TOR): Contributed 7.1 points, 6.4 rebounds and 24.3 minutes in 64 outings (43 starts)...Averaged 7.7 points, 6.8 rebounds and 25.9 minutes in 43 starts...Shot a team-best .576 (196-for-340) from the field...Led the Raptors on the glass in 19 contests...Totaled 10-plus rebounds on 14 occasions, with eight double-doubles (second on team, Calderon)...Logged a season-high 40 minutes vs. Boston on Apr. 13...Recorded 12 points and game-high 12 rebounds vs. Miami on Mar. 30 for his eighth double-double...Did not dress on Mar. 5 vs. Orlando due to a sore right knee...Set a career-high with 13 defensive rebounds vs. Golden State on Mar. 4...Dished out a season-best four assists and tied season highs with five blocks and two steals at New Orleans on Feb. 29...Grabbed a season-high 15 rebounds vs. Charlotte on Feb. 15...Blocked a season-high five shots vs. New York on Feb. 14...Collected 10-or-more rebounds in four consecutive games (Jan. 6-10) for the second time in career (Last: Feb. 2-9, 2011)...Made first three-point basket since rookie season (2005-06) on Jan. 11 vs. Sacramento...Scored a season-high 19 points vs. Minnesota on Jan. 9...Recorded a double-double with 13 points and 13 rebounds opening night at Cleveland on Dec. 26.

2010-11 (TOR): Appeared in 72 games (54 starts), averaged then career-highs in points (9.6), rebounds (6.4), minutes (25.7) and starts (54)...Shot .568 (281-495) from the field...Averaged 9.9 points, 6.6 rebounds and shot .564 (225-of-399) from the field in 54 games as a starter...Led the team in blocks (88)...Paced the club on the boards 17 times...Had 15 games of 10 or more rebounds and 11 double-doubles...Missed the last five games (Apr. 6-13) due to a sore left ankle...Scored the game-winning basket with 1.4 seconds remaining at Oklahoma City on Mar. 20...Returned to the starting lineup vs. Washington on Mar. 18 after missing the previous three games (Mar. 11-16) due to a sprained left ankle...Blocked a career-high-tying seven shots and added 10 rebounds vs. New Orleans on Mar. 1...Averaged 12.0 points, 8.4 rebounds, 1.9 blocks and shot .602 (50-of-83) from the field in February...Shot a perfect eight-for-eight from the field vs. Chicago on Feb. 23, becoming the fifth player in team history to go perfect from the field with at least eight shot attempts...Did not play on Feb. 11 vs. Portland due to a sprained right ankle, ending his streak at 135 consecutive games played as a Raptor...Scored 10-plus points in nine consecutive games (Jan. 21-Feb. 4)...Had 19 points and 12 rebounds, with a career-high six assists vs. Minnesota on Feb. 4...Averaged 12.1 points, 7.3 rebounds and shot .637 (86-for-135) from the field during 17 games in January...Scored a season-high 24 points and tied a career-high with nine free throw attempts vs. Milwaukee on Jan. 28...Played a then career-high 42 minutes at Dallas on Dec. 28 despite suffering from back spasms...Had a then career-high 16 rebounds, a career high-tying three steals, and 22 points vs. New York on Dec. 5...Set career-highs in free throws made and attempted shooting a perfect nine-of-nine vs. Boston on Nov. 21, connecting on two free throws with 2.7 seconds remaining to give the Raptors a 102-101 victory...Recorded 15 rebounds, nine on the offensive end, along with 12 points at the L.A. Lakers on Nov. 5 for the teams' first double-double of the season.

2009-10 (TOR): Averaged then career highs in points (6.2), rebounds (4.8) and minutes (17.7) while appearing in a career-best 82 games...One of two Raptors to see action in every game...Scored in double-figures 21 times and posted double-digit totals on the glass five times...Posted a then franchise single-season record by shooting .623 from the field (min. 200 shots)...Led the team in rebounds six times and bench scoring 10 times...Averaged 17.8 points, 6.0 rebounds and 33.0 minutes during five games as a starter...Averaged 18.8 points, 5.5 rebounds and 33.5 minutes in the final four games of the season...Played a season-high 40 minutes vs. New York on Apr. 14...Set a then career-high with 26 points and matched then career-highs in field goals made (10) at Detroit on Apr. 12...Had 18 points and a season-high 13 rebounds at Atlanta on Apr. 9 with a then career high-tying nine defensive boards...Scored 16 points and grabbed 10 rebounds for his first double-double of the season at Cleveland on Apr. 6...Made his first start on Mar. 5 vs. New York and scored 14 points...Attempted a season-high eight free throws vs. New Jersey on Dec. 18.

2008-09 (DET): Appeared in 62 games (with a then career-high 24 starts), averaging 3.5 points, 3.7 rebounds and 0.97 blocks in 14.7 minutes...In 24 games as a starter, averaged 4.8 points, 4.9 rebounds and 1.04 blocks in 19.6 minutes...In 38 games off the bench, averaged 2.7 points, 3.0 rebounds and 0.88 blocks in 11.6 minutes...Shot .642 (52-for-81) as a starter and .548 (45-for-82) as a reserve...Led the team for a second consecutive season in field goal percentage at .595...Scored 10-plus points four times...Played 20-plus minutes in 16 games, averaging 6.9 points, 6.7 rebounds, 0.50 steals, 1.69 blocks and 25.0 minutes...Grabbed 102 offensive rebounds...Paced the Pistons in rebounding four times...Grabbed five-plus rebounds 21 times, including a season-high 14 rebounds in a season-best 38 minutes vs. Sacramento on Jan. 2...Tallied a season-high four blocks at Milwaukee on Dec. 27...Blocked two or more shots in 17 games...Tied his season-high with 12 points vs. New York on Nov. 26...

AMIR JOHNSON CONTINUED

Equaled his career high with three steals at Toronto on Nov. 5...Posted a season high-tying 12 points at Charlotte on Nov. 3.

2007-08 (DET): Saw action in 62 games, averaging 3.6 points, 3.8 rebounds and 1.32 blocks in 12.3 minutes...Led the team in field goal percentage at .558...Paced the team in scoring once and rebounds five times...Scored 10-plus points three times...Played 20-plus minutes in 11 games averaging 7.1 points, 7.4 rebounds, 2.82 blocks and 24.4 minutes...Scored a season-high 14 points (5-6 FG, 4-4 FT) with nine rebounds vs. New York on Apr. 8...Grabbed five-plus rebounds 23 times, including a season-high nine rebounds on five occasions...Posted a career-high seven blocks in a season-high 31 minutes on Feb. 13 vs. Indiana...Blocked three or more shots in nine games.

2006-07 (DET): Appeared in eight games, averaging 5.9 points, 4.6 rebounds and 1.63 blocks in 15.5 minutes...Played a season-high 37 minutes at Boston on Apr. 18, scoring a then career-high 20 points (10-14 FG) and grabbing a season-best 12 rebounds...Played 35 minutes vs. Philadelphia on Apr. 15 and totaled 12 points, 10 rebounds, three assists and six blocks...Averaged 10.8 points, 8.0 rebounds, 2.75 blocks and 25.8 minutes over the last four games of the season...Drew nine DNP-CDs and spent 34 games on the inactive list...Made two NBA D-League assignments, averaging 18.9 points, 9.6 2.1 assists, 3.13 blocks and 35.2 minutes in 22 games with the Sioux Falls Skyforce...Recorded 10 double-doubles...Was named NBA D-League Performer of the Week for Apr. 2, averaging 27.5 points, 15.5 rebounds, 4.5 blocks, 4.0 assists and 2.0 steals...Scored in double-figures in 20-of-22 games, including a season-high 34 points (14-14 FT), with 14 rebounds, vs. Dakota on Mar. 30...Grabbed 10-plus rebounds 11 times, including a season-high 19 boards (10 offensive) Mar. 24 vs. Tulsa.

2005-06 (DET): Averaged 6.7 points, 1.3 rebounds, 1.0 assists and 13.0 minutes in three games during his rookie campaign in Detroit...Scored a season-high 18 points (6-6 FG, 2-2 3FG, 4-4 FT) with two rebounds and two assists in a season-high 18 minutes at Milwaukee on Apr. 17...Played in 17 games (12 starts) with the Fayetteville Patriots of the NBA Development League, averaging 17.2 points, 7.2 rebounds and 1.5 blocks in 27.7 minutes...Recorded four double-doubles...Grabbed a season-high 14 rebounds Apr. 8 at Florida...Twice scored a season-high 25 points at Florida on Apr. 8 and at Roanoke on Mar. 15.

PLAYOFFS: Appeared in 50 games (25 starts) averaging 5.2 points and 3.6 rebounds in 14.6 minutes per game, while shooting .629 from the field...**2018:** Appeared eight games (one start) averaging 3.3 points, 2.9 rebounds and 1.1 assists in 11.8 minutes per game...Grabbed a playoff career-high six offensive rebounds in Game 1 of the First Round vs. Miami (4/14)...Scored eight points at Miami in Game 4 of the First Round (4/21)...Brought down seven rebounds on two separate occasions, vs. MIA (4/14 and 4/16)...Dished out a playoff career-high four assists in Game 1 of the First Round vs. MIA (4/14)...**2017:** Appeared in three games (two starts) in the first round against Chicago averaging 3.7 points, 2.0 rebounds in 10.9 minutes per game...Played in seven games (five starts) against Washington in the second round, averaging 2.9 points, 2.1 rebounds, and 0.7 blocks in 11.1 minutes per game...Appeared in four games (two starts) in the Eastern Conference Finals, averaging 1.3 points and 2.3 rebounds in 8.0 minutes per game...**2016:** Appeared in six games against Atlanta during the first round and averaged 8.5 points, 7.2 rebounds and 1.33 blocks in 22.3 minutes per game...**2015:** Appeared in four games during the first round of the playoffs and averaged 11.5 points and 7.0 rebounds in 27.9 minutes per game while shooting 69.0 percent from the field...**2014:** Was third on the team in scoring (11.0) and rebounding (6.0) in seven starts in the first-round series versus the Nets...Led the team in field goal percentage at .654 (34-52)...Scored in double figures four times and had 10-plus rebounds once...Totaled 16 points (8-10 FG) and nine boards in a Game 2 victory at Air Canada Centre on Apr. 22...Was 7-11 FG en route to 17 points in Game 4 at Brooklyn on Apr. 27...Recorded a double-double with playoff highs of 20 points (9-12 FG) and 10 rebounds in Game 7 on May 4 at Air Canada Centre...**2009:** Appeared in three games, totaling two points and three rebounds in 13 minutes...**2008:** Saw time in eight games, averaging 2.6 points and 1.6 rebounds in 5.4 minutes.

HIGH SCHOOL: Named a 2005 McDonald's High School All-American...Was selected 2005 Mr. Basketball in California...Earned Los Angeles' Player of the Year honors by the Los Angeles Times...Scored 17 points (8-11 FG) for the West squad at the Roundball Classic (2005)...Tallied seven rebounds and two blocks in 19 minutes for the West team at the McDonald's High School All-American game (2005)...Averaged 21.0 points, 15.0 rebounds and 8.0 blocks during his senior season at Westchester...Led Westchester to a state championship and a top-five national ranking.

OFF THE COURT: Is the last player to go directly from high school to the NBA...Is very active on Twitter and has his own TV channel, AmirTV, on his website: Amirjohnson.com...Has nearly a seven-foot wingspan...His cousin, Kevin Burnett, was a linebacker in the NFL and played for Dallas, San Diego, Miami and Oakland...Would like to study computer science in the future and learn how to design and develop computer games...Took part in the 2008 Celebrity Wheelchair Game for the Rehabilitation Institute of Michigan and the Detroit Medical Center.

MIKE MUSCALA CONTINUED

field...Scored a 14-15 playoff-high eight points on two separate occasions, vs. Washington (5/13) and at Cleveland (5/26)...Grabbed a 14-15 playoff-high three rebounds on three separate occasions, at Washington (5/9), vs. Washington (5/13) and at Washington (5/15)... **2014:** Made his playoff debut at Indiana (4/22)...Made two appearences.

COLLEGE: BUCKNELL (2009-13) Four-year career at Bucknell, finishing as the school's all-time scoring leader (2,036), and was second in rebounds (1,093) and blocks (271)...Named Patriot League Player of the Year and Defensive Player of the Year as a senior...Three-time First Team All-Patriot League selection, and Honorable Mention All-America by Associated Press as a senior...Named 2013 Academic All-American... In 2012-13, averaged team-highs of 18.7 points, 11.1 rebounds and 2.4 blocks in 31.7 minutes (.509 FG%, .453 3FG%, .789 FT%)...As a junior in 2011-12, posted 17.0 points, 11.1 rebounds and 2.4 blocks, scoring double-digits in 32-of-34 games (.503 FG%, .421 3FG%, .853 FT%)...Averaged 14.9 points, 7.3 rebounds and 2.0 blocks as a sophomore in 2010-11, playing in 34 games (.517 FG%, .400 3FG%, .816 FT%)...As a freshman (2009-10), put in 9.9 points, 4.9 rebounds and 2.2 blocks in 24.8 minutes (.462 FG%, .806 FT%), playing in 30 games.

OFF THE COURT: Born in St. Louis Park, Minnesota...Son of Bob Muscala and Mary and Thomas Maida...Has a sister, Madeline Maida...Played for coach Bartt Pierce at Roseville High, where he was a finalist for Minnesota Mr. Basketball honors as a senior...Winner of the Hawks' 2016 Jason Collier Memorial Trophy, presented annually to the individual who best exemplifies the characteristics Collier displayed off the court as a community ambassador...Majored in management at Bucknell...A fan of the TV show "Homeland," while "Anchorman" is his favorite movie... Favorite hobby is freestyle rapping...Is the first-ever player from Bucknell to play in an NBA game, and was the third ever drafted...A fan of Drake... On twitter @mikemuscala and Instagram @mikejawz.

JJ REDICK CONTINUED

1.177)...Ranked ninth in the NBA with 88.8% free throw percentage...Scoring average (16.3 points/game) is second-highest in any season of his career (2014-15: 16.4 points/game)...Since 2013-14, the Clippers have amassed a 44-9 record when Redick has scored 20+ points...Made first career game-winning buzzer beating shot on 3/24/16 vs. Portland...1/18/16 vs. Houston, registered career-highs with 40 points and a franchise record tying nine made 3PT-FG...12/7/15 at Minnesota, made a career-high 11 free-throws...DND on 11/12/15 at Phoenix, 11/14/15 vs. Detroit & 11/19/15 vs. Golden State due to lower back spasms.

2014-15 (LAC): Appeared in 78 games (all starts) and averaged 16.4 points, 2.1 rebounds and 1.8 assists in 30.9 minutes...Scored 10-plus points 44 times, 20-plus points a career-high 24 times and 30-plus points once...Set Clippers single-season franchise record with 200 three-pointers and became the first Clippers' player in history to reach the mark and one of 41 players ever to record 200 three-pointers in a season...Became one of only 12 players in NBA history to shoot 90% or better from the free throw line and attempt 100 or more free throws in four plus seasons...Ranked fifth in NBA with 200 three-pointers and fifth with a 43.7% three-point field goal percentage...Made 47 consecutive free throws from 2/23 – 4/5/15, the longest streak by a Clipper in 2014-15 and the second longest streak by a Clipper since 2004-05 (J. Crawford – 58)...Finished third on the team in scoring with an average of 16.4 points per game... Ranked third in the NBA in free throw percentage at 90.1%...Among starting guards in the NBA ranked sixth in field goal percentage at 47.7%...Posted 25 points on 4/1/15 at Portland to go along with a career-high tying eight rebounds in 34:48 minutes...Registered 25 points on 3/11/15 at Oklahoma City, tallying season-highs in assists with seven and steals with three in 35:13 minutes.

2013-14 (LAC): Appeared in 35 games (34 starts) with averages of 15.2 points, 2.1 rebounds and 2.2 assists in 28.2 minutes per game...Finished fourth on the team in scoring with 15.2 points per game...Scored 10+ points 23 times, 20+ points five times and 30+ points once...Led or tied team in scoring four times, steals eight times and assists three times...Finished first on the team in three-point field goal percentage (39.5%)...Missed 21 games due to a right hand fracture/torn ligament in right wrist (12/1/13- 1/8/14)...Missed 25 games due to a bulging disc in his lower back (21) and a sore right hip (4)(2/5/14- 4/2/14)...Recorded a then career-high 33 points on 1/15/14 vs. Dallas...Finished with 15 points on 4/6/14 vs. Lakers in addition to three rebounds and two assists in return to the starting lineup.

2012-13 (MIL/ORL): Appeared in 78 games (13 starts) between Orlando and Milwaukee, and averaged 14.1 points and 3.8 assists, along with...2.2 rebounds...Averaged 12.3 points, 1.9 rebounds and 2.7 assists for the Bucks following the midseason trade...Scored in double-figures 58 times, including 19 such games in a Bucks uniform...Tallied a season-best 31 points for the Magic on 1/27/13 vs. Detroit.

2011-12 (ORL): Played in 65 games (22 starts) for Orlando, averaging 11.6 points, 2.5 assists and 2.3 rebounds in 27.2 minutes...Shot 41.8% (112-268) from three-point range and a team-best 91.1% (143-157) from the free throw line...Made 22 starts, averaging 14.8 points, 3.0 assists and 2.8 rebounds in 32.9 minutes during that span...Ranked second in the NBA in free throw percentage and 16th in three-point field goal percentage...Led (or tied) the team in scoring four times and in assists twice...Scored in double-figures 41 times and had 20+ points six times, including a then career-high 31 points on 4/25/12 vs. Charlotte (including 6-of-10 from three-point range)...Dished out a career-high nine assists on 3/11/12 vs. Indiana...Recorded at least one steal 19 times and had two or more steals six times, including a then career-high tying three steals on 4/10/12 at Washington and 4/22/12 at Denver.

2010-11 (ORL): Played in 59 games (15 starts) for Orlando, averaging 10.1 points, 1.9 rebounds and 1.7 assists in 25.4 minutes...Shot 39.7% (87-219) from three-point range and a team-best 87.5% (112-128) from the free throw line...Scored in double-figures 32 times and had 20+ points four times...Missed 23 total games due to injury/illness: Missed two games on the Inactive List (11/1510-11/18/10) due to back spasms, missed three games (12/1/10-12/4/10) due to a stomach virus, missed one game (1/31/11) due to a left shoulder contusion and sat out 17 games (3/11/11-4/13/11) due to a lower abdominal strain.

2009-10 (ORL): Played in 82 games (9 starts) for Orlando, averaging 9.6 points and 1.9 assists in 22.0 minutes...Shot a team-best 40.5% (111-274) from three-point range and a team-best 86.0% (191-222) from the free throw line...Made nine starts, averaging 13.0 points, 2.9 assists and 2.7 rebounds in 35.1 minutes...Ranked 17th in the NBA in free throw percentage and 17th in three-point field goal percentage...Led (or tied) the team in scoring twice and in assists five times...Scored in double-figures 40 times and had 20+ points in four games.

2008-09 (ORL): Appeared in 64 games with Orlando, averaging 6.0 points, 1.7 rebounds and 1.1 assists in 17.4 minutes...Made five starts, averaging 6.6 points, 2.2 rebounds and 1.4 assists in 28.8 minutes...Shot 37.4% (67-179) from three-point range and 87.1% (81-93) from the free throw line...Scored in double- figures 15 times...Hit game-tying three-pointer with 8.1 seconds left on 2/17/09 vs. Charlotte...Made first career start on 11/18/08 vs. Toronto, tallying 10 points, three rebounds and one steal in 34 minutes.

2007-08 (ORL): Played in 34 games for the Magic, averaging 4.1 points in 8.1 minutes...Shot 39.5% (17-43) from three-point range...Scored in double-figures six times...On the Inactive List a total of seven times: six times due to back spasms (11/6/07-11/14/07) and once due to personal reasons (3/10/08)...DNP-CD in 41 games.

2006-07 (ORL): Played in 42 games for Orlando, averaging 6.0 points and 1.2 rebounds in 14.8 minutes...Shot 38.8% (38-98) from three-point range and 90.0% (54-60) from the free throw line...Ranked among NBA rookies in three-point field goal percentage (fifth), assists (T-16th) and scoring (18th)...Scored in double-figures nine times...Made his NBA debut on Nov, 25 vs. Atlanta, recording two points, one rebound and one assist in three minutes.

PLAYOFFS: Has appeared in the postseason in every season of his 12-year career...**2018:** Appeared in 10 games (10 starts) averaging 18.2 points, 1.5 rebounds and 2.6 assists in 34.2 minutes per game, while shooting .444 from the field, .347 from three-point range and .857 from the free-throw line...Scored a team-high 28 points in Game 1 of the First Round vs. Miami (4/14)...Produced five games with multiple rebounds...Dished out multiple assists in nine contests...Reached double figures in nine games, including five games with 20-plus points...Began the playoffs with eight-game double-figure point streak, which tied the longest such streak of his career...**2017:** Appeared and started in all seven games of the Clippers first round series averaging 9.1 points, 1.7 rebounds, and .9 assists in 29.4 minutes per game...**2016:** Appeared and started in all seven games of the Clippers first round series averaging 9.1 points, 1.7 rebounds, and .9 assists in 29.4 minutes per game...**2015:** Appeared in 14 games (all starts), averaging 14.9 points, 2.1 rebounds and 1.7 assists on 43.5% shooting from three-point range in 38.6 minutes...Set franchise postseason record with 20 made three-pointers in the Clippers Western Conference Semifinals series against the Houston Rockets...had previously set the record with 15 made three-pointers in the Clippers opening round matchup with the San Antonio Spurs....5/8/15 vs. Houston, scored a postseason career-high 31 points in Game 3...5/17/15 at Houston, tallied four blocks, his most in any game of his professional career...**2014:** Played in 13 contests (all starts), averaging 13.3 points, 1.7 rebounds and 1.5 assists in 27.0 minutes...2012-13: Appeared in four playoff games for Milwaukee and averaged 7.3 points and 1.3 assists in 17.3 minutes...**2012:** Appeared in all five playoff outings, averaging 10.8 points, 3.2 assists and 1.0 rebounds in 24.6 minutes...Tied career playoff-high with seven assists on 5/5/12 vs. Indiana...2010-11: Played in six postseason games, averaging 6.7 points, 1.8 rebounds and 1.0 assists in 20.0 minutes...**2010:** Appeared in all 14 playoff games, averaging 7.5 points, 1.7 rebounds and 1.4 assists in 19.2 minutes...Tallied 16 points and five rebounds on 5/18/10 vs. Boston... Recorded career playoff-high three steals on 5/28/10 at Boston...**2009:** Played in 16 playoff outings (eight starts), averaging 6.0 points, 1.9 assists and 1.2 rebounds in 20.4

JJ REDICK CONTINUED

minutes, helping the Magic reach the NBA Finals...Dished out a playoff career-best seven assists on 5/10/09 vs. Boston...**2008:** Appeared in two playoff games, pulling down one rebound in 10 minutes of action...**2007:** Appeared in one playoff game, tallying three points and two assists in 11 minutes on 4/28/07 vs. Detroit.

COLLEGE: DUKE (2002-06) Appeared in 139 games (134 starts) averaging 19.9 points, 2.7 rebounds, 2.2 assists and 1.1 steals in 34.0 minutes per game, while shooting .433 from the field, .406 from three-point range and .912 from the free-throw line...**2005-06:** Appeared in 36 games (36 starts) averaging 26.8 points, 2.0 rebounds, 2.6 assists and 1.4 steals, while shooting .470 from the field, .421 from three-point range and .863 from the free-throw line...John R. Wooden Award recipient, USBWA Player of the Year, Sporting News Player of the Year, Rupp Trophy recipient, Naismith Award recipient, NABC Player of the Year, Consensus First Team All-America, Atlantic Coast Conference Player of the Year and AP Player of the Year...Won the ACC regular-season title and ACC Tournament title...Helped Duke reach the Sweet Sixteen...**2004-05:** named the 2005 Rupp National Player of the Year...A unanimous first team All-America selection...Named first team All-America by AP, USBWA, NABC, The Sporting News, ESPN.com, SI.com, Rupp, Basketball Times and Collegeinsider.com, among others...The ACC Player of the Year (12th Duke player overall) and ACC Tournament MVP...Named to the ACC All-Academic Team as well...Averaged 21.8 points, 3.3 rebounds, 2.6 assists and 1.1 steals...Led the ACC in scoring (21.8), free throw percentage (.938), minutes played (37.3) and three-point field goals per game (3.7)...Led Duke and ranked ninth in the ACC with a .403 three-point field goal percentage (121-of-300)...In ACC only games, Redick ranked first in scoring (23.9), three-pointers made (4.38), second in free throw percentage (.925), sixth in three-point percentage (.429), 12th in field goal percentage (.415)...Averaged a team-best 24.9 points versus seven ranked opponents...His 6.3 free throws per game ranked fourth in the ACC...Played every minute in 11 games, seven ahead of the next-closest player in the league...His 300 three-point attempts were the second-most in school history, his .938 free throw percentage was second, his 121 three-pointers were third, and his 1,231 minutes played were ninth...Was the only unanimous first team All-ACC selection...Named ACC Player of the Week four times...Led the team in scoring 20 times, rebounding once and assists nine times...His 31 double-figure scoring games tied for the team lead...Had 21 20-point contests and four 30-point games...**2003-04**: A third-team NABC All-America, second-team All-ACC, first-team NABC All-District 5 and USBWA All-District 3 selection...Also third-team All-America by Sportsline.com and honorable mention by the Associated Press...Led the Blue Devils in scoring (15.9), three-point field goals (102) and free throw percentage (.953)...Led the ACC in free throw percentage (.953), was third in three-pointers per game (2.76) and fifth in three-point field goal percentage (.395) and scoring (15.9)...His .963 free throw percentage (79-of-82) was first, 18.3 points per game and .442 field goal percentage (50-of 113) were third, and .453 field goal percentage (82-of-181) was fourth in ACC games only...Ranked second in the nation with a .953 (143-of-150) free throw percentage and has a career mark of .939 (245-of-261) from the line... Set the ACC record with 54 consecutive free throws made from 3/20/03-1/15/04...His 102 treys rank fifth on Duke's single-season chart...His 1,084 career points became the 14th-best total by a sophomore in ACC history (third-best by a Duke player behind Jason Williams' 1,323 and Johnny Dawkins' 1,165)...Only the fifth sophomore in school history and 22nd sophomore in ACC history to reach 1,000 career points...Reached double figures in 32 of 37 games...Reached 20-point plateau 12 times...Made three or more three-point field goals 22 times...**2002-03**: All-ACC third team and All-ACC Freshman Team honoree...Finished second in the balloting for ACC Rookie of the Year honors...Named a second team Freshman All-America by Basketball Times...USBWA All-District III honoree...Started 30 of 33 games...Averaged 15.0 points, 2.5 rebounds, 2.0 assists and 1.3 steals per game...His 15.0 scoring average was the fourth-highest by a Duke freshman behind only Johnny Dawkins (18.1), Gene Banks (17.1) and Mike Gminski (15.3)...Led team in free throw percentage (.919) and three-point field goals made (95) and attempted (238)... Was second on the team in scoring (15.0 ppg), field goals made (149), three-point field goal percentage (.399) and assists (67)...Ranked fifth in the nation with a .919 free throw percentage...Established the ACC and Duke season record with a .919 free throw percentage...Was third in the ACC in three-pointers per game (2.88), sixth in three-point field goal percentage (.399) and tied for ninth in scoring (15.0)...Set school record by making 43 consecutive free throws over an 11-game stretch from Jan. 2-Feb. 5 (that streak has since been broken by Redick during his sophomore season)...Had nine 20-point games, the most among all freshmen in the Coach K era...Part of a freshman class that averaged 33.6 points per game, the sixth-highest figure by a rookie class in ACC history.

OFF THE COURT: Participated in the NBA Cares Day of Service in New York and Toronto during All-Star Weekend...Hosted local jewelry shopping event to benefit Children's Miracle Network...Hosted local youth at home games during the 2014-15 season as part of his PlayerZone... Participated in a 'Play for Peace' basketball clinic at the Seeds of Peace International Camp in Otisfield, Maine during the summer of 2006...The camp welcomed Israeli, Palestinian, Egyptian, Jordanian and American youth...Took part in the Clippers Teamwork at the Table Thanksgiving event at St. Joseph Center in Venice where he helped distribute food basket and turkeys to over 300 families during the 2013-14 season... Participated with Ralphs, ProCamps and the Boys & Girls Club to host youth basketball camps during the summer of 2014...Participated in Feed the Children, helping to distribute food and personal care boxes to 1,600 families in Los Angeles...Worked with the Salvation Army Siemon Family Youth and Community Center to distribute gifts to children during the holiday season...Full name is Jonathan Clay Redick...Son of Ken and Jeanie Redick...His father's background as a stoneware potter led to his middle name of "Clay"...With wife Chelsea, has two sons, Knox and Kai... Majored in history and minored in cultural anthropology while at Duke...His older twin sisters, Alyssa and Catie, both played college basketball for four years at Campbell University, also has a younger brother, David, and a younger sister, Abby...Enjoys writing poetry, collecting watches and listening to alternative and hip-hop music...Played for USA Basketball in the 2005 FIBA Under-21 World Championship, 2005 Global Games and 2003 FIBA Men's Junior World Championship...Member of the 2006-08 USA Men's Senior National Team program...Hosts The JJ Redick Podcast in a partnership with The Ringer...Has made multiple appearances as a guest analyst on ESPN's NBA Countdown & The Jump with Rachel Nichols...Threw out the first pitch at the L.A. Angels game in July 2016...Follow Redick on Twitter: @JJRedick.

BEN SIMMONS CONTINUED

OFF THE COURT: Born on July 20, 1996 in Melbourne, Australia...Left handed....Nickname is "Benny"...Parents are David and Julie Simmons... Father played 13 seasons in the Australian National Basketball League (NBL), earning All-League honors with Melbourne in 1990 and an NBL championship with the Tigers in 1993...He also wore 25 and his jersey was retired by the Melbourne franchise he played with from 1989-1996... Also played for Newcastle, Sydney and Canberra teams in the NBL...Served as interim head coach and assistant for the Hunter Pirates after retiring from play (2003-05)...Ben has two other brothers – Liam and Sean; and three sisters – Olivia, Melissa, Emily...Liam is an Associate Head Coach at Southwest Baptist in Bolivar, Missouri...Favorite Foods are steak and salad.

PHILADELPHIA 76ERS 2018 ROSTER

#	NAME	POS	HT	WT	DOB	PRIOR TO NBA/COUNTRY	YEAR
0	Jerryd Bayless	G	6-3	210	08/20/1988	Arizona/USA	10
5	Amir Johnson	F-C	6-9	240	05/01/1987	Westchester HS (CA)/USA	13
8	Zhaire Smith	G	6-4	200	06/04/1999	Texas Tech/USA	R
9	Dario Šarić	F	6-10	250	04/08/1994	Anadolu Efes/Croatia	2
11	Demetrius Jackson*	G	6-1	200	09/07/1994	Notre Dame/USA	2
12	T.J. McConnell	G	6-2	190	03/25/1992	Arizona/USA	3
17	JJ Redick	G	6-4	195	06/24/1984	Duke/USA	12
18	Shake Milton*	G	6-6	205	09/26/1996	SMU/USA	R
20	Markelle Fultz	G	6-4	200	05/29/1998	Washington/USA	1
21	Joel Embiid	F-C	7-0	260	03/16/1994	Kansas/Cameroon	2
22	Wilson Chandler	F	6-9	225	05/10/1987	DePaul/USA	10
23	Landry Shamet	G	6-5	190	03/13/1997	Wichita State/USA	R
25	Ben Simmons	G-F	6-10	230	07/20/1996	Louisiana State/Australia	1
30	Furkan Korkmaz	G-F	6-7	185	07/24/1997	Banvit B.K./Turkey	1
31	Mike Muscala	F-C	6-11	240	07/01/1991	Bucknell/USA	5
33	Robert Covington	F	6-9	225	12/14/1990	Tennessee State/USA	5
43	Jonah Bolden	F	6-10	220	01/02/1996	Maccabi Tel Aviv (Israel)/Australia	R

PLAYERS IN THE SYSTEM

MATHIAS LESSORT

Forward | 6-9 | 249 | Martinique | 9/29/95

- Drafted by Philadelphia with the 50th overall pick in the 2017 NBA Draft.
- Appeared in three games during the 2017 NBA Summer League in Las Vegas, averaging 2.3 ppg and 4.3 rpg in 12.0mpg.
- Signed with Natarre in France in the suummer of 2016. In 2016-17, played in 33 games averaging 10.2 points, and 7.4 rebounds... Also played in 20 games during the FIBA Euro Cup averaging 9.9 ppg, 6.3 rpg, and 1.4 bpg...
- Signature performance in the FIBA Europe Cup vs. USAK Sportif when he finished with 21 points and 12 rebounds, one of his six doub;e-doubles on the season...
- Selected all-tournament at the 2013 Nike Global Challenge while averaging 19.9ppg...

VASILIJE MICIC

Guard | 6-5 | 203 | Serbia | 1/13/94

- Drafted by Philadelphia with the 52nd overall pick in the 2014 NBA Draft.
- In 2014-15, appeared in 33 games for FC Bayern Muenchen of the German Basketball Bundesliga, averaged 6.8 ppg, 3.3 apg and 1.9 rpg... Also averaged 7.4 ppg, 2.2 apg and 1.4 rpg in five Eurocup games and 7.5 ppg, 3.2 apg and 1.5 rpg in six Euroleague games.
- From 2010-11 through 2013-14, played for Mega Vizura of the Serbian league... in 24 Adriatic league games, averaged 11.8 points, 5.8 assists, 3.0 rebounds and 1.7 steals... in seven Serbian league games, averaged 13.3 ppg, 5.3 apg, 2.9 rpg and 1.1 spg.
- In 2013-14, was one of 12 candidates for FIBA's 2014 Player of the Year (Young Men).
- Is a member of the Serbian national team... at the junior national level, won silver and was selected to the all-tournament team at the 2013 U-19 World Championship.
- Sister, Nina, is a professional snowboarder.
- Name is pronounced vah-SEAL-yeah me-chitch.

ANZEJS PASECNIKS

Center | 7-1 | 220 | Latvia | 12/20/95

- Drafted by Orlando with the 25th overall pick of the 2017 NBA Draft. Traded to Philadelphia for a 2020 first round pick and a 2020 second round pick.
- In 2016-17, played for Herbalife Gran Canaria of the Spanish league... In 32 games, averaged 8.0ppg, 3.2rpg,
- Represented Latvia at the 2016 FIBA Olympic Qualifiers averaging 8.0 pgg and 5.7rpg.
- Earned all tournament honors at the 2014 U20 and 2013 U18 Euros, where he averaged 11.6 points and 7.9 boards in 18 total games.
- Had best games of professional career on 4/23/17, scoring 24 points while shooting 11-13 from the field to go along with seven rebounds and two blocks.
- Name is pronounced AHN-Zayz-Pa-SESH-nicks

NOTES

YEAR IN REVIEW

76ERS 2017-18 SEASON STATISTICS

				-FIELD GOALS-			-3-POINT FG--			-FREE THROWS-			--REBOUNDS--										
PLAYER	G	GS	MIN	FG	FGA	PCT	FG	FGA	PCT	FT	FTA	PCT	OFF	DEF	TOT	AST	PF	DQ	STL	TO	BLK	PTS	AVG
Embiid	63	63	1912	510	1056	.483	66	214	.308	359	467	.769	143	547	690	199	209	1	40	234	111	1445	22.9
Redick	70	70	2116	404	879	.460	193	460	.420	197	218	.904	9	169	178	210	123	0	35	103	6	1198	17.1
Simmons	81	81	2732	544	998	.545	0	11	.000	191	341	.560	145	514	659	661	211	1	140	278	70	1279	15.8
Saric	78	73	2310	403	890	.453	157	399	.393	178	207	.860	154	366	520	202	160	0	51	148	20	1141	14.6
Covington	80	80	2531	345	836	.413	203	550	.369	116	136	.853	55	378	433	156	238	1	137	126	72	1009	12.6
Belinelli (TOT)	80	2	1947	337	764	.441	149	395	.377	148	163	.908	20	131	151	148	91	0	66	94	12	971	12.1
Belinelli (PHI)	28	1	737	138	279	.495	57	148	.385	47	54	.870	6	45	51	45	50	0	20	40	9	380	13.6
Ilyasova (TOT)	69	43	1730	277	613	.452	91	253	.360	105	135	.778	118	287	405	90	157	1	61	72	26	750	10.9
Ilyasova (PHI)	23	3	554	93	212	.439	30	83	.361	33	45	.733	44	110	154	39	65	1	17	29	9	249	10.8
Bayless	39	11	925	109	262	.416	54	146	.370	35	44	.795	15	65	80	54	91	0	23	46	6	307	7.9
Fultz	14	0	253	45	111	.405	0	1	.000	10	21	.476	11	32	43	53	22	0	12	17	4	100	7.1
Holmes	48	2	746	135	241	.560	4	31	.129	37	56	.661	57	154	211	61	97	3	20	25	29	311	6.5
McConnell	76	1	1706	210	421	.499	27	62	.435	31	39	.795	37	189	226	303	122	0	92	112	13	478	6.3
Anderson	38	0	519	87	202	.431	34	103	.330	28	38	.737	25	68	93	25	54	0	15	16	7	236	6.2
Luwawu-Cabarrot	52	7	807	100	267	.375	53	158	.335	46	58	.793	14	58	72	54	97	0	12	38	5	299	5.8
Okafor	2	0	25	4	9	.444	0	0	---	2	4	.500	4	5	9	1	7	0	0	3	2	10	5.0
Booker	33	0	494	61	109	.560	2	7	.286	32	39	.821	47	75	122	27	50	1	16	20	11	156	4.7
Johnson	74	18	1170	140	260	.538	10	32	.313	52	85	.612	123	207	330	118	192	1	45	55	44	342	4.6
Young	6	0	61	5	14	.357	3	10	.300	4	6	.667	0	2	2	2	4	0	0	1	0	17	2.8
McAdoo	3	0	18	2	7	.286	2	7	.286	2	2	1.000	0	2	2	0	1	0	0	1	1	8	2.7
Korkmaz	14	0	80	8	28	.286	5	17	.294	2	4	.500	2	9	11	4	12	0	2	2	1	23	1.6
Jackson (TOT)	15	0	80	7	18	.389	1	7	.143	1	2	.500	5	7	12	9	7	0	5	10	1	16	1.1
Jackson (PHI)	3	0	17	3	4	.750	1	1	1.000	1	2	.500	1	0	1	4	1	0	1	1	0	8	2.7
Drew	3	0	15	1	7	.143	0	3	.000	0	0	---	1	0	1	2	2	0	0	1	0	2	0.7
Pullen	3	0	6	1	2	.500	0	1	.000	0	0	---	0	0	0	0	0	0	0	1	0	2	0.7
Stauskas	6	0	45	1	4	.250	0	1	.000	2	2	1.000	0	1	1	1	3	0	4	4	0	4	0.7
76ERS	82	-	19780	3349	7098	.472	901	2445	.369	1405	1868	.752	893	2996	3889	2221	1811	9	682	1353	420	9004	109.8
OPPONENTS	82	-	19780	3120	7185	.434	829	2427	.342	1566	2102	.745	818	2641	3459	1782	1670	15	697	1173	417	8635	105.3

	-- SINGLE-GAME HIGHS --							---------- AVERAGE PER GAME ----------							-CAREER HIGHS (C=SET, T=TIED THIS SEASON)-						
PLAYER	MIN	REB	AST	ST	TO	BL	PTS	MIN	REB	AST	STL	TO	BLK	PTS	FG	FGA	FT	FTA	REB	AST	PTS
Embiid	49	20	8	3	9	7	46	30.4	11.0	3.2	0.63	3.7	1.76	22.9	14C	24C	16C	19C	20C	8C	46C
Redick	51	8	7	3	5	1	31	30.2	2.5	3.0	0.50	1.5	0.09	17.1	11T	27	11T	11T	8T	10	40
Simmons	52	18	15	6	7	4	32	33.7	8.1	8.2	1.73	3.4	0.86	15.8	13C	24C	15C	29C	18C	15C	32C
Saric	49	14	9	3	6	3	27	29.6	6.7	2.6	0.65	1.9	0.26	14.6	12	20	9	10T	15	9C	32
Covington	49	12	5	7	5	4	31	31.6	5.4	2.0	1.71	1.6	0.90	12.6	10	21T	12	13	14	5T	31C
Belinelli (TOT)	33	7	6	4	5	1	27	24.3	1.9	1.9	0.83	1.2	0.15	12.1	12	22	11	12	11	8	32
Belinelli (PHI)	32	4	6	3	5	1	23	26.3	1.8	1.6	0.71	1.4	0.32	13.6							
Ilyasova (TOT)	36	16	5	4	3	2	26	25.1	5.9	1.3	0.88	1.0	0.38	10.9	14	23	10	12	25	6	34
Ilyasova (PHI)	33	16	5	3	3	2	26	24.1	6.7	1.7	0.74	1.3	0.39	10.8							
Bayless	40	5	5	4	4	1	18	23.7	2.1	1.4	0.59	1.2	0.15	7.9	12	24	11	12	8	11	31
Fultz	25	10	10	2	3	1	13	18.1	3.1	3.8	0.86	1.2	0.29	7.1	6C	13C	4C	8C	10C	10C	13C
Holmes	33	11	5	3	2	4	19	15.5	4.4	1.3	0.42	0.5	0.60	6.5	11	19	6	7	14	5T	25
McConnell	37	10	13	6	5	2	18	22.4	3.0	4.0	1.21	1.5	0.17	6.3	8C	15	5	7	10T	17	18C
Anderson	32	10	3	2	2	1	25	13.7	2.4	0.7	0.39	0.4	0.18	6.2	9T	19	8	8	10T	7	26
Luwawu-Cabarrot	34	5	5	1	3	1	20	15.5	1.4	1.0	0.23	0.7	0.10	5.8	8	15	7C	7C	9	5C	24
Okafor	22	9	1	0	2	2	10	12.6	4.5	0.5	0.00	1.5	1.00	5.0	13	25	10	11	17	5	31
Booker	25	9	5	2	3	3	16	15.0	3.7	0.8	0.48	0.6	0.33	4.7	12	19	8	14	19	6	36
Johnson	31	13	6	3	3	4	16	15.8	4.5	1.6	0.61	0.7	0.59	4.6	14	20	9	9	21	6T	32
Young	20	1	2	0	1	0	5	10.2	0.3	0.3	0.00	0.2	0.00	2.8	5	9	3	5	5	3	13
McAdoo	7	2	0	0	1	1	5	6.0	0.7	0.0	0.00	0.3	0.33	2.7	6	10	7	8	9	3	16
Korkmaz	20	3	1	1	1	1	5	5.7	0.8	0.3	0.14	0.1	0.07	1.6	2C	6C	2C	2C	3C	1C	5C
Jackson (TOT)	17	5	2	1	3	1	4	5.3	0.8	0.6	0.33	0.7	0.07	1.1	2T	5C	3	4	5C	2T	8
Jackson (PHI)	8	1	2	1	1	0	4	5.8	0.3	1.3	0.33	0.3	0.00	2.7							
Drew	9	1	1	0	1	0	2	4.9	0.3	0.7	0.00	0.3	0.00	0.7	4	9	1	2	5	9	9
Pullen	4	0	0	0	1	0	2	2.0	0.0	0.0	0.00	0.3	0.00	0.7	1C	1C	0C	0C	0C	0C	2C
Stauskas	10	1	1	1	2	0	4	7.5	0.2	0.2	0.67	0.7	0.00	0.7	10	19	6	10	8	7	24
76ERS	315	64	36	15	26	15	132	241.2	47.4	27.1	8.32	16.5	5.12	109.8	69	140	59	86	97	45	163
OPPONENTS	315	60	35	16	22	13	135	241.2	42.2	21.7	8.50	14.3	5.09	105.3	64	148	57	74	108	44	154

YEAR IN REVIEW

76ERS 2017-18 GAME-BY-GAME RESULTS

Date	Opponent	Team/Opp	Home	Road	Total	High Scoring	High Rebounds	High Assists	Opponent Scoring	Atten.
Oct 18	@Washington	L115-120	0-0	0-1	0-1	Covington-29	Embiid-13	Simmons-5	Wall-28	20,356
Oct 20	BOSTON	L 92-102	0-1	0-1	0-2	Redick-19	Embiid-14	Simmons-5	Irving-21	20,816
Oct 21	@Toronto	L 94-128	0-1	0-2	0-3	Simmons-18	Simmons-10	Simmons-8	DeRozan-30	19,800
Oct 23	@Detroit	W 97- 86	0-1	1-2	1-3	Embiid-30	Simmons-12	Simmons-10	Jackson-16	13,709
Oct 25	HOUSTON	L104-105	0-2	1-2	1-4	Redick-22	Johnson-7	McConnell-9	Gordon-29	20,682
							Embiid-7	Simmons-9		
Oct 28	@Dallas	W112-110	0-2	2-2	2-4	Simmons-23	Embiid-9	McConnell-8	Barnes-25	19,567
						Embiid-23		Simmons-8		
Oct 30	@Houston	W115-107	0-2	3-2	3-4	Simmons-24	Johnson-10	Simmons-9	Harden-29	16,714
Nov 1	ATLANTA	W119-109	1-2	3-2	4-4	Covington-22	Simmons-13	Simmons-9	Schroder-25	20,549
Nov 3	INDIANA	W121-110	2-2	3-2	5-4	Redick-31	Simmons-11	Simmons-11	Oladipo-31	20,668
Nov 7	@Utah	W104- 97	2-2	4-2	6-4	Saric-25	Simmons-13	McConnell-8	Hood-19	16,063
Nov 9	@Sacramento	L108-109	2-2	4-3	6-5	Covington-24	Embiid-15	McConnell-6	Randolph-20	17,583
								Simmons-6		
Nov 11	@Golden State	L114-135	2-2	4-4	6-6	Redick-17	Holmes-7	Simmons-8	Durant-29	19,596
							Embiid-7			
Nov 13	@L.A. Clipper	W109-105	2-2	5-4	7-6	Embiid-32	Embiid-16	McConnell-6	L. Williams-31	19,068
								Redick-6		
Nov 15	@L.A. Lakers	W115-109	2-2	6-4	8-6	Embiid-46	Embiid-15	Simmons-10	B. Ingram-26	18,997
Nov 18	GOLDEN STATE	L116-124	2-3	6-4	8-7	Simmons-23	Saric-11	Simmons-12	Curry-35	20,848
Nov 20	UTAH	W107- 86	3-3	6-4	9-7	Simmons-27	Johnson-13	McConnell-5	Mitchell-17	20,587
Nov 22	PORTLAND	W101- 81	4-3	6-4	10-7	Embiid-28	Embiid-12	Simmons-9	Lillard-30	20,605
Nov 25	ORLANDO	W130-111	5-3	6-4	11-7	Redick-29	Embiid-14	McConnell-13	Payton-22	20,585
Nov 27	CLEVELAND	L 91-113	5-4	6-4	11-8	Embiid-30	Embiid-11	Covington-4	James-30	20,527
Nov 29	WASHINGTON	W118-113	6-4	6-4	12-8	Simmons-31	Simmons-18	Tied with-4	Dubre-22	20,492
Nov 30	@Boston	L 97-108	6-4	6-5	12-9	Saric-18	Saric-10	Simmons-7	Irving-36	18,624
Dec 2	DETROIT	W108-103	7-4	6-5	13-9	Covington-25	Simmons-10	Redick-7	Harris-27	20,562
						Embiid-25	Embiid-10			
Dec 4	PHOENIX	L101-115	7-5	6-5	13-10	Redick-25	Embiid-12	Simmons-7	Booker-46	20,564
Dec 7	L.A. LAKERS	L104-107	7-6	6-5	13-11	Embiid-33	Simmons-12	Simmons-15	B. Ingram-21	20,495
Dec 9	@Cleveland	L 98-105	7-6	6-6	13-12	Covington-19	Saric-9	Simmons-10	James-30	20,562
						Redick-19				
Dec 10	@New Orleans	L124-131	7-6	6-7	13-13	Redick-28	Saric-11	Simmons-10	Holiday-34	16,878
Dec 12	@Minnesota	W118-112(OT)	7-6	7-7	14-13	Embiid-28	Embiid-12	Embiid-8	Butler-38	14,659
								Simmons-8		
Dec 15	OKLAHOMA CITY	L117-119(3OT)	7-7	7-7	14-14	Embiid-34	Covington-10	Simmons-11	Westbrook-27	20,612
Dec 18	@Chicago	L115-117	7-7	7-8	14-15	Saric-27	Simmons-11	Simmons-10	Mirotic-22	20,796
									Dunn-22	
Dec 19	SACRAMENTO	L 95-101	7-8	7-8	14-16	Covington-17	Simmons-12	Simmons-9	Randolph-27	20,558
Dec 21	TORONTO	L109-114	7-9	7-8	14-17	Simmons-20	Saric-10	Saric-9	DeRozan-45	20,680
Dec 23	@Toronto	L 86-102	7-9	7-9	14-18	Saric-17	Embiid-8	Simmons-6	DeRozan-29	19,800
Dec 25	@New York	W105- 98	7-9	8-9	15-18	Embiid-25	Embiid-16	McConnell-4	Kanter-31	19,812
Dec 28	@Portland	L110-114	7-9	8-10	15-19	Embiid-29	Embiid-9	Simmons-8	McCollum-34	20,104
							Saric-9			
Dec 30	@Denver	W107-102	7-9	9-10	16-19	Saric-20	Covington-10	McConnell-8	Murray-31	19,599
Dec 31	@Phoenix	W123-110	7-9	10-10	17-19	Saric-27	Embiid-9	Simmons-6	Booker-32	16,983
							Simmons-9			
Jan 3	SAN ANTONIO	W112-106	8-9	10-10	18-19	Simmons-26	Embiid-11	Tied with-4	Mills-26	20,642
Jan 5	DETROIT	W114- 78	9-9	10-10	19-19	Embiid-23	Embiid-9	Simmons-9	Harris-14	20,592
Jan 11	BOSTON	L103-114	9-10	10-10	19-20	Redick-22	Embiid-10	McConnell-5	Brown-21	19,078
								Embiid-5		
Jan 15	TORONTO	W117-111	10-10	10-10	20-20	Embiid-34	Embiid-11	McConnell-8	DeRozan-24	20,637
Jan 18	@Boston	W 89- 80	10-10	11-10	21-20	Embiid-26	Embiid-16	Embiid-6	Morris-14	18,624
									Horford-14	
Jan 20	MILWAUKEE	W116- 94	11-10	11-10	22-20	Embiid-29	Embiid-9	Simmons-9	Middleton-23	20,826
Jan 22	@Memphis	L101-105	11-10	11-11	22-21	Saric-22	Embiid-14	Simmons-7	Gasol-19	14,288
Jan 24	CHICAGO	W115-101	12-10	11-11	23-21	Embiid-22	Simmons-17	Simmons-14	Portis-22	20,547
Jan 26	@San Antonio	W 97- 78	12-10	12-11	24-21	Simmons-21	Embiid-13	Simmons-7	Aldridge-18	18,418
Jan 28	@Oklahoma Cit	L112-122	12-10	12-12	24-22	Embiid-27	Embiid-10	Simmons-7	Westbrook-37	18,203
Jan 29	@Milwaukee	L 95-107	12-10	12-13	24-23	Saric-19	Saric-9	Simmons-5	Antetokounmpo-31	14,126
Jan 31	@Brooklyn	L108-116	12-10	12-14	24-24	Embiid-29	Embiid-14	Simmons-7	Dinwiddie-27	15,577
Feb 2	MIAMI	W103- 97	13-10	12-14	25-24	Simmons-20	Embiid-11	McConnell-5	Olynyk-19	20,636
								Simmons-5		
Feb 3	@Indiana	L 92-100	13-10	12-15	25-25	Embiid-24	Simmons-11	Simmons-6	Bogdanovic-19	17,923
									Oladipo-19	
Feb 6	WASHINGTON	W115-102	14-10	12-15	26-25	Embiid-27	Embiid-13	Simmons-8	Beal-30	20,530
Feb 9	NEW ORLEANS	W100- 82	15-10	12-15	27-25	Embiid-24	Embiid-16	Simmons-8	Clark-15	20,489
						Saric-24				
Feb 10	L.A. CLIPPERS	W112- 98	16-10	12-15	28-25	Embiid-29	Embiid-16	Simmons-10	L. Williams-23	20,504
Feb 12	NEW YORK	W108- 92	17-10	12-15	29-25	Saric-24	McConnell-10	McConnell-11	Beasley-22	20,589
Feb 14	MIAMI	W104-102	18-10	12-15	30-25	Saric-19	Simmons-12	Simmons-10	J. Johnson-22	20,492
Feb 22	@Chicago	W116-115	18-10	13-15	31-25	Simmons-32	Embiid-13	Simmons-11	Portis-30	21,312
Feb 24	ORLANDO	W116-105	19-10	13-15	32-25	Embiid-28	Embiid-14	Simmons-7	Gordon-20	20,594
Feb 25	@Washington	L 94-109	19-10	13-16	32-26	Embiid-25	Embiid-10	Simmons-8	Beal-24	17,180
Feb 27	@Miami	L101-102	19-10	13-17	32-27	Embiid-23	Embiid-8	Simmons-6	Wade-27	19,600
Mar 1	@Cleveland	W108- 97	19-10	14-17	33-27	Redick-22	Embiid-14	Simmons-8	James-30	20,562
Mar 2	CHARLOTTE	W118- 99	20-10	14-17	34-27	Embiid-23	Embiid-15	Simmons-7	Walker-31	20,487
Mar 4	@Milwaukee	L110-118	20-10	14-18	34-28	Saric-25	Embiid-8	Simmons-15	Antetokounmpo-35	15,587
Mar 6	@Charlotte	W128-114	20-10	15-18	35-28	Covington-22	Simmons-8	Simmons-13	Howard-30	15,600
Mar 8	@Miami	L 99-108	20-10	15-19	35-29	Saric-20	Saric-10	Simmons-8	Whiteside-26	19,600
Mar 11	@Brooklyn	W120- 97	20-10	16-19	36-29	Embiid-21	Ilyasova-13	McConnell-6	Russell-26	16,901
								Simmons-6		
Mar 13	INDIANA	L 98-101	20-11	16-19	36-30	Embiid-29	Simmons-13	Simmons-10	Turner-25	20,531
Mar 15	@New York	W118-110	20-11	17-19	37-30	Embiid-29	Saric-12	Simmons-12	Beasley-24	18,894
Mar 16	BROOKLYN	W120-116	21-11	17-19	38-30	Embiid-24	Embiid-19	Simmons-12	Hollis-Jefferson-22	0,666
Mar 19	CHARLOTTE	W108- 94	22-11	17-19	39-30	Embiid-25	Embiid-20	Simmons-15	Walker-24	20,530
Mar 21	MEMPHIS	W119-105	23-11	17-19	40-30	Tied with-15	Embiid-7	Simmons-9	Selden-18	10,411
							Simmons-7			
Mar 22	@Orlando	W118- 98	23-11	18-19	41-30	Ilyasova-18	Simmons-11	Simmons-10	Purvis-19	17,881
Mar 24	MINNESOTA	W120-108	24-11	18-19	42-30	Embiid-19	Simmons-12	Simmons-13	Wiggins-16	20,668
Mar 26	DENVER	W123-104	25-11	18-19	43-30	Embiid-20	Embiid-13	Simmons-11	Barton-25	20,585
						Saric-20	Simmons-13			
Mar 28	NEW YORK	W118-101	26-11	18-19	44-30	Saric-26	Saric-14	Simmons-10	Mudiay-22	20,655
									Beasley-22	
Mar 30	@Atlanta	W101- 91	26-11	19-19	45-30	Ilyasova-21	Ilyasova-16	Simmons-11	Lee-20	16,579
Apr 1	@Charlotte	W119-102	26-11	20-19	46-30	Belinelli-22	Covington-11	Simmons-15	Monk-16	17,005
									Kidd-Gilchrist-16	
Apr 3	BROOKLYN	W121- 95	27-11	20-19	47-30	Redick-19	Ilyasova-13	Johnson-6	Dinwiddie-16	20,710
								Simmons-6		
Apr 4	@Detroit	W115-108	27-11	21-19	48-30	Redick-25	Ilyasova-11	Simmons-7	Tolliver-25	18,395
Apr 6	CLEVELAND	W132-130	28-11	21-19	49-30	Redick-28	Simmons-15	Simmons-13	James-44	20,769
Apr 8	DALLAS	W109- 97	29-11	21-19	50-30	Redick-18	Ilyasova-12	Simmons-9	Barnes-21	20,846
Apr 10	@Atlanta	W121-113	29-11	22-19	51-30	Redick-28	Simmons-10	Simmons-6	Prince-27	15,673
PLAYOFFS										
Apr 11	MILWAUKEE	W130- 95	30-11	22-19	52-30	Anderson-25	Fultz-10	Fultz-10	Parker-25	20,659
Apr 14	MIAMI	W130-103	1-0	0-0	1-0	Redick-28	Ilyasova-14	Simmons-14	Olynyk-26	20,617
Apr 16	MIAMI	L103-113	1-1	0-0	1-1	Simmons-24	Ilyasova-11	Simmons-8	Wade-28	20,753
Apr 19	@Miami	W128-108	1-1	1-0	2-1	Embiid-23	Simmons-12	Simmons-7	Dragic-23	19,812
Apr 21	@Miami	W106-102	1-1	2-0	3-1	Redick-24	Simmons-13	Simmons-10	Wade-25	19,804
Apr 24	MIAMI	W104- 91	2-1	2-0	4-1	Redick-27	Embiid-12	Simmons-6	Olynyk-18	21,171
Apr 30	@Boston	L101-117	2-1	2-1	4-2	Embiid-31	Embiid-13	Simmons-6	Rozier-29	18,624
May 3	@Boston	L103-108	2-1	2-2	4-3	Redick-23	Embiid-14	Simmons-7	Tatum-21	18,624
May 5	BOSTON	L 98-101(OT)	2-2	2-2	4-4	Embiid-22	Embiid-19	Simmons-8	Tatum-24	20,758
May 7	BOSTON	W103- 92	3-2	2-2	5-4	Saric-25	Simmons-13	McConnell-5	Tatum-20	20,936
								Simmons-5		
May 9	@Boston	L112-114	3-2	2-3	5-5	Saric-27	Embiid-12	McConnell-6	Tatum-25	18,624
						Embiid-27		Simmons-6		

76ERS 2017-18 PLAYER SEASON HIGHS

PLAYER	MINUTES	FIELD GOALS	FREE THROWS	REBOUNDS OFFENSIVE	REBOUNDS DEFENSIVE	REBOUNDS TOTAL	ASSISTS	STEALS	TURNOVERS	BLOCKED SHOTS	POINTS
JUSTIN ANDERSON	32 APR. 11 vs Milw.	9T APR. 11 vs Milw.	5 JAN. 28 at OKC.	5C NOV. 9 at Sac.	6 APR. 3 vs Brk.	10T NOV. 9 at Sac.	3 MAR. 24 vs Minn.	2 (2) JAN. 28 at OKC.	2 (2) APR. 11 vs Milw.	1 (7) APR. 11 vs Milw.	25 APR. 11 vs Milw.
JERRYD BAYLESS	40 OCT. 30 at Hou.	7 OCT. 20 vs Bos.	6 NOV. 29 vs Wash.	2T DEC. 4 vs Phoe.	5 OCT. 30 at Hou.	5 (2) DEC. 4 vs Phoe.	5 OCT. 30 at Hou.	4T DEC. 21 vs Tor.	4 (2) NOV. 30 at Bos.	1 (6) DEC. 31 at Phoe.	18 OCT. 20 vs Bos.
MARCO BELINELLI Atl.-Phi.	33 DEC. 22 at OKC.	10 DEC. 22 at OKC.	9 (2) FEB. 2 at Bos.	2 (2) JAN. 17 vs N.O.	7 DEC. 6 at Orl.	7 DEC. 6 at Orl.	6 MAR. 30 at Atl.	4T NOV. 13 at N.O.	5 APR. 1 at Cha.	1 (12) APR. 10 at Atl.	27 DEC. 22 at OKC.
MARCO BELINELLI Phi.	32 (2) APR. 10 at Atl.	9 APR. 1 at Cha.	4 (2) MAR. 28 vs N.Y.	1 (6) APR. 8 vs Dall.	4 (3) APR. 10 at Atl.	4 (4) APR. 10 at Atl.	6 MAR. 30 at Atl.	3 APR. 4 at Det.	5 APR. 1 at Cha.	1 (9) APR. 10 at Atl.	23 APR. 6 vs Clev.
TREVOR BOOKER	25 DEC. 10 at N.O.	6 DEC. 12 at Minn.	6 DEC. 10 at N.O.	5 (2) FEB. 14 vs Miami	6 DEC. 28 at Port.	9 (2) FEB. 14 vs Miami	5 DEC. 12 at Minn.	2 (3) FEB. 10 vs LA-C	3 DEC. 21 vs Tor.	3 JAN. 15 vs Tor.	16 DEC. 10 at N.O.
ROBERT COVINGTON	49C DEC. 15 vs OKC.	9 (2) NOV. 13 at LA-C	8 NOV. 13 at LA-C	5 NOV. 29 vs Wash.	11 NOV. 7 at Utah	12 (2) NOV. 29 vs Wash.	5T(3) JAN. 24 vs Chi.	7 APR. 1 at Cha.	5 (2) FEB. 6 vs Wash.	4 DEC. 7 vs LA-L	31C NOV. 13 at LA-C
LARRY II DREW	9 JAN. 24 vs Chi.	1 JAN. 29 at Milw.	0	1T JAN. 26 at S.A.	0	1 JAN. 26 at S.A.	1 (2) JAN. 29 at Milw.	0	1 JAN. 26 at S.A.	0T	2 JAN. 29 at Milw.
JOEL EMBIID	49C DEC. 15 vs OKC.	14C NOV. 15 at LA-L	16C NOV. 15 at LA-L	7C(2) MAR. 16 vs Brk.	16C MAR. 19 vs Cha.	20C MAR. 19 vs Cha.	8C DEC. 12 at Minn.	3T(2) FEB. 22 at Chi.	9C MAR. 19 vs Cha.	7C NOV. 15 at LA-L	46C NOV. 15 at LA-L
MARKELLE FULTZ	25C APR. 11 vs Milw.	6C APR. 11 vs Milw.	4C OCT. 21 at Tor.	4C MAR. 26 vs Den.	8C APR. 11 vs Milw.	10C APR. 11 vs Milw.	10C APR. 11 vs Milw.	2C(3) APR. 11 vs Milw.	3C OCT. 23 at Det.	1C(4) APR. 11 vs Milw.	13C APR. 11 vs Milw.
RICHAUN HOLMES	33 DEC. 12 at Minn.	8 APR. 11 vs Milw.	5 NOV. 11 at G.S.	5 DEC. 10 at N.O.	11T DEC. 12 at Minn.	11 DEC. 12 at Minn.	5T MAR. 11 at Brk.	3T APR. 4 at Det.	2 (5) APR. 10 at Atl.	4 APR. 3 vs Brk.	19 APR. 11 vs Milw.
ERSAN ILYASOVA Atl.-Phi.	36 DEC. 23 vs Dall.	10 DEC. 14 vs Det.	7 FEB. 11 vs Det.	8 DEC. 2 at Brk.	12 MAR. 30 at Atl.	16 MAR. 30 at Atl.	5 APR. 6 vs Clev.	4T NOV. 30 vs Clev.	3 (5) MAR. 8 at Miami	2 (5) APR. 10 at Atl.	26 (2) APR. 10 at Atl.
ERSAN ILYASOVA Phi.	33 APR. 4 at Det.	8 (2) APR. 10 at Atl.	6 APR. 10 at Atl.	5 (2) APR. 4 at Det.	12 MAR. 30 at Atl.	16 MAR. 30 at Atl.	5 APR. 6 vs Clev.	3 MAR. 11 at Brk.	3 MAR. 8 at Miami	2 (2) APR. 10 at Atl.	26 APR. 10 at Atl.
DEMETRIUS JACKSON Hou.-Phi.	17C OCT. 21 vs Dall.	2T(2) MAR. 21 vs Mem.	1 MAR. 22 at Orl.	2T OCT. 21 vs Dall.	3C(2) OCT. 21 vs Dall.	5C OCT. 21 vs Dall.	2T(3) MAR. 22 at Orl.	1C(5) MAR. 21 vs Mem.	3C OCT. 25 at Phil.	1C OCT. 18 at Sac.	4 (3) MAR. 22 at Orl.
DEMETRIUS JACKSON Phi.	8 MAR. 21 vs Mem.	2T MAR. 21 vs Mem.	1 MAR. 22 at Orl.	1 MAR. 22 at Orl.	0	1 MAR. 22 at Orl.	2T MAR. 22 at Orl.	1T MAR. 21 vs Mem.	1 MAR. 21 vs Mem.	0	4 (2) MAR. 22 at Orl.
AMIR JOHNSON	31 APR. 1 at Cha.	7 APR. 10 at Atl.	5 DEC. 10 at N.O.	5 (2) DEC. 19 vs Sac.	11 NOV. 20 vs Utah	13 NOV. 20 vs Utah	6T(2) APR. 3 vs Brk.	3 NOV. 30 at Bos.	3 (3) FEB. 12 vs N.Y.	4 NOV. 20 vs Utah	16 DEC. 10 at N.O.
FURKAN KORKMAZ	20C DEC. 10 at N.O.	2C(2) APR. 3 vs Brk.	2C NOV. 22 vs Port.	1C(2) DEC. 10 at N.O.	2C(2) APR. 3 vs Brk.	3C DEC. 10 at N.O.	1C(4) APR. 11 vs Milw.	1C(2) APR. 3 vs Brk.	1C(2) MAR. 22 at Orl.	1C MAR. 24 vs Minn.	5C(2) APR. 3 vs Brk.
TIMOTHE LUWAWU-CABARROT	34 JAN. 24 vs Chi.	6 (2) JAN. 22 at Mem.	7C OCT. 30 at Hou.	2T(2) DEC. 7 vs LA-L	4 (2) DEC. 23 at Tor.	5 NOV. 27 vs Clev.	5C JAN. 28 at OKC.	1 (12) JAN. 26 at S.A.	3 (3) JAN. 22 at Mem.	1T(5) JAN. 28 at OKC.	20 JAN. 22 at Mem.
JAMES MCADOO	7 (2) JAN. 5 vs Det.	1 (2) JAN. 5 vs Det.	2 NOV. 11 at G.S.	0	2 JAN. 5 vs Det.	2 JAN. 5 vs Det.	0	0	1 NOV. 11 at G.S.	1 DEC. 23 at Tor.	5 NOV. 11 at G.S.
T.J. MCCONNELL	37T(2) FEB. 12 vs N.Y.	8C JAN. 15 vs Tor.	3 (2) JAN. 18 at Bos.	3 OCT. 25 vs Hou.	8 FEB. 12 vs N.Y.	10T FEB. 12 vs N.Y.	13 NOV. 25 vs Orl.	6C(2) FEB. 12 vs N.Y.	5 (2) JAN. 29 at Milw.	2T(2) DEC. 23 at Tor.	18C JAN. 15 vs Tor.
JAHLIL OKAFOR	22 OCT. 21 at Tor.	4 OCT. 21 at Tor.	2 OCT. 21 at Tor.	4 OCT. 21 at Tor.	5 OCT. 21 at Tor.	9 OCT. 21 at Tor.	1 NOV. 7 at Utah	0	2 OCT. 21 at Tor.	2 OCT. 21 at Tor.	10 OCT. 21 at Tor.
JACOB PULLEN	4C DEC. 23 at Tor.	1C DEC. 23 at Tor.	0C	0C	0C	0C	0C	0C	1C DEC. 23 at Tor.	0C	2C DEC. 23 at Tor.

YEAR IN REVIEW

JJ REDICK	51C DEC. 15 vs OKC.	11T NOV. 3 vs Ind.	11T DEC. 12 at Minn.	2 NOV. 25 vs Orl.	8T NOV. 15 at LA-L	8T NOV. 15 at LA-L	7 DEC. 2 vs Det.	3 NOV. 11 at G.S.	5 (3) MAR. 4 at Milw.	1 (6) APR. 3 vs Brk.	31 NOV. 3 vs Ind.
DARIO SARIC	49C DEC. 15 vs OKC.	10 (3) APR. 11 vs Milw.	8 MAR. 13 vs Ind.	7C FEB. 25 at Wash.	10 MAR. 28 vs N.Y.	14 MAR. 28 vs N.Y.	9C DEC. 21 vs Tor.	3T(3) JAN. 31 at Brk.	6T(2) MAR. 8 at Miami	3T NOV. 15 at LA-L	27 (2) DEC. 31 at Phoe.
BEN SIMMONS	52C DEC. 15 vs OKC.	13C(2) FEB. 22 at Chi.	15C NOV. 29 vs Wash.	6C MAR. 26 vs Den.	14C JAN. 24 vs Chi.	18C NOV. 29 vs Wash.	15C(4) APR. 1 at Cha.	6C DEC. 4 vs Phoe.	7C(3) DEC. 21 vs Tor.	4C DEC. 18 at Chi.	32C FEB. 22 at Chi.
NIK STAUSKAS	10 NOV. 30 at Bos.	1 OCT. 28 at Dall.	2 OCT. 28 at Dall.	0	1 NOV. 7 at Utah	1 NOV. 7 at Utah	1 DEC. 2 vs Det.	1 (4) DEC. 2 vs Det.	2 DEC. 4 vs Phoe.	0	4 OCT. 28 at Dall.
JAMES YOUNG	20 JAN. 29 at Milw.	2 JAN. 29 at Milw.	2 JAN. 28 at OKC.	0	1 (2) JAN. 29 at Milw.	1 (2) JAN. 29 at Milw.	2 JAN. 29 at Milw.	0	1 MAR. 21 vs Mem.	0	5 JAN. 29 at Milw.
76ERS High Games	315 DEC. 15 vs OKC.	52 APR. 11 vs Milw.	41 NOV. 29 vs Wash.	23 FEB. 14 vs Miami	50 FEB. 9 vs N.O.	64 NOV. 29 vs Wash.	36 (2) APR. 1 at Cha.	15 (2) APR. 11 vs Milw.	26 (2) MAR. 4 at Milw.	15 NOV. 15 at LA-L	132 APR. 6 vs Clev.
76ERS Low Games	240 (80) APR. 11 vs Milw.	31 FEB. 25 at Wash.	6 (2) MAR. 19 vs Cha.	3 JAN. 11 vs Bos.	25 (2) DEC. 10 at N.O.	32 MAR. 4 at Milw.	15 NOV. 27 vs Clev.	2 JAN. 22 at Mem.	5 MAR. 16 vs Brk.	0 OCT. 23 at Det.	86 DEC. 23 at Tor.
OPPONENTS High Games	315 DEC. 15 vs OKC.	50 NOV. 18 vs G.S.	36 DEC. 28 at Port.	22 NOV. 15 at LA-L	44 MAR. 30 at Atl.	60 DEC. 15 vs OKC.	35 FEB. 25 at Wash.	16 NOV. 20 vs Utah	22 (2) DEC. 21 vs Tor.	13 OCT. 25 vs Hou.	135 NOV. 11 at G.S.
OPPONENTS Low Games	240 (80) APR. 11 vs Milw.	30 (6) JAN. 26 at S.A.	6 APR. 8 vs Dall.	3 (4) APR. 3 vs Brk.	21 JAN. 22 at Mem.	29 FEB. 14 vs Miami	13 JAN. 18 at Bos.	3 (2) FEB. 2 vs Miami	9 (4) MAR. 19 vs Cha.	0 MAR. 2 vs Cha.	78 (2) JAN. 26 at S.A.

"C" indicates a new career-high, "T" a tied career-high.
Numbers in parentheses indicate the number of games in which a player or team has reached a given total (if more than one).

76ERS 2017-18 SEASON BREAKDOWN

	RECORD	HOME	ROAD	OT
OVERALL	52-30	30-11	22-19	1- 1
Atlantic	9- 7	5- 3	4- 4	
Central	11- 7	7- 2	4- 5	
Southeast	14- 4	9- 0	5- 4	
EASTERN	34-18	21- 5	13-13	
Southwest	7- 3	4- 1	3- 2	
Northwest	7- 3	4- 1	3- 2	1- 1
Pacific	4- 6	1- 4	3- 2	
WESTERN	18-12	9- 6	9- 6	1- 1

Head Coach: Brett Brown

Overall:	6 Years	127 Won	283 Lost	.310 Pct.
W/Club :	6 Years	127 Won	283 Lost	.310 Pct.

TEAM WINNING & LOSING STREAKS:

	OVERALL	HOME	ROAD
	Win - 16	Win - 10	Win - 7
Long:	Win - 16	Win - 11	Win - 7
	Loss- 5	Loss- 5	Loss- 4
Last:	Win -04/11 vsMIL 130-95	Win -04/11 vsMIL 130-95	Win -04/10 @ ATL 121-113
	Loss-03/13 vsIND 98-101	Loss-03/13 vsIND 98-101	Loss-03/08 @ MIA 99-108

	WON	LOST	OFFENSE	VsOPP	HOME ATTENDANCE	
Oct.	3	4				
Nov.	9	5	100+ 49-18	If Opp W/L to date:	41	Games
Dec.	5	10	100< 3-12	.500+ 26-20	833,503	Total
Jan.	7	5	Defense	.500- 26- 9	20,329	Average
Feb.	8	3	100+ 30-30		20,848	High
Mar.	13	3	100< 22- 0		39	Sellouts
Apr.	7					

After 82 games last season: W 28 L 54

MARGINS	1	2	3	4	5	6	7	8	9	10	11	12	13	14	15	16	17	18	19	20	21	22	23
Won By:	1	3		2	3	5	3	3	1	2	5	2	2	5		1	2	1	3	2	1	1	1
Lost By:	3	2	2	2	2	1	2	4	1	2	2	1		1	1	1					1	1	

	24	25	26	27	28	29	30	31	32	33	34	35	36	37	38	39	40	41	42	43	44	45	46+
Won By:			1									1	1										
Lost By:											1												

At Start Of:	OVERALL	HOME	ROAD	FG%	OVERALL	HOME	ROAD
2nd- Ahead:	43-11	26- 4	17- 7	-44%	9-15	5- 6	4- 9
-Behind:	8-16	4- 6	4-10	45-49%	23-12	12- 4	11- 8
- Tied:	1- 3	0- 1	1- 2	50-54%	17- 2	13- 1	4- 1
3rd- Ahead:	42-11	24- 5	18- 6	55-59%	3- 1	0- 0	3- 1
-Behind:	10-19	6- 6	4-13	+60%	0- 0	0- 0	0- 0
- Tied:	0- 0	0- 0	0- 0				
4th- Ahead:	44- 9	26- 4	18- 5				
-Behind:	6-21	2- 7	4-14				
- Tied:	2- 0	2- 0	0- 0				

YEAR IN REVIEW

76ERS 2017-18 SEASON TRANSACTIONS

June 22: Selected Markelle Fultz (first overall), Jonah Bolden (36th overall), Jawun Evans (39th overall), Sterling Brown (46th overall) and Mathias Lessort (50th overall). Acquired draft rights to Anzejs Pasecniks (25th overall) from Orlando.

June 28: Acquired a 2018-second round pick and cash considerations from Houston in exchange for Shawn Long.

June 30: Waived Gerald Henderson.

July 4: Signed Furkan Korkmaz.

July 6: Acquired cash considerations from L.A. Clippers in exchange for Jawun Evans. Acquired cash considerations from Milwaukee in exchange for Sterling Brown.

July 8: Signed Markelle Fultz, Amir Johnson and JJ Redick.

August 30: Signed James Michael McAdoo to two-way contract and signed guard James Blackmon Jr.

September 22: Signed Jacob Pullen.

September 25: Signed Kris Humphries and Emeka Okafor.

October 14: Waived James Blackmon Jr., Kris Humphries and Emeka Okafor. Signed Andrew Andrews, Marc Loving and James Webb III.

October 14: Waived Andrew Andrews, Marc Loving and James Webb III.

December 7: Acquired Trevor Booker from Brooklyn in exchange for Jahlil Okafor, Nik Stauskas, and a 2019 second-round pick.

January 4: Waived Jacob Pullen.

January 5: Signed James Young to a two-way contract.

January 15: Signed Demetrius Jackson to a two-way contract. Waived James Michael McAdoo.

January 23: Signed Larry Drew II to a 10-day contract.

February 12: Signed Marco Belinelli.

February 28: Signed Ersan Ilyasova. Waived Trevor Booker.

March 26: Waived James Young.

2017-18 INDIVIDUAL & OPPONENT SINGLE GAME HIGHS

	INDIVIDUAL	INDIV. OPPONENT	SIXERS	OPPOSING TEAM
MIN	51:33, Ben Simmons vs. OKC, 12-15-17 (3OT) 42:34, Ben Simmons vs. LAL, 12-7-17	52:08, Russell Westbrook vs. OKC, 12-15-17 (3OT) 48:06, Karl-Anthony Towns at MIN, 12-12-17 (OT) 41:52, Giannis Antetokounmpo at MIL, 3-4-18		
FG	14, Joel Embiid at LAL, 11-15-17	17, LeBron James vs.. CLE, 4-6-18 17, Devin Booker vs. PHX, 12-4-17	52, vs. MIL, 4-11-18	50, vs. GS, 11-18-17
FGA	24, Joel Embiid vs. CLE, 11-27-17 24, Ben Simmons vs. UTA, 11-20-17	33, Russell Westbrook vs. OKC, 12-15-17 (3OT) 33, Jimmy Butler at MIN, 12-12-17 (OT) 33, Russell Westbrook at OKC, 1-28-18	105, vs. MIL, 4-11-18	113, vs. OKC, 12-15-17 (3OT) 109, at LAL, 11-15-17
3FG	8, JJ Redick vs. ORL, 11-25-17 8, JJ Redick vs. IND, 11-3-17	7, Harrison Barnes at DAL, 10-28-17	18, vs. CHA, 3-19-18 18, vs IND, 11-3-17	19, at DAL, 10-28-17
3FGA	15, Robert Covington vs. OKC, 12-15-17 (3OT) 13, Robert Covington vs. SAC, 12-19-17 13, Robert Covington vs. DET, 12-2-17	16, Eric Gordon vs. HOU, 10-25-17	46, vs. OKC, 12-15-17 (3OT) 44, vs. CHA, 3-19-18	47, at HOU, 10-30-17
FT	16, Joel Embiid at LAL, 11-15-17	14, CJ McCollum at POR, 12-28-17 14, DeMar DeRozan at TOR, 10-21-17	41, vs. WAS, 11-29-17*	36 at. POR, 12-28-17
FTA	29, Ben Simmons vs. WAS, 11-29-17	16, Jusuf Nurkic at POR, 12-28-17 16, DeMar DeRozan at TOR, 10-21-17 16, Bradley Beal at WAS, 10-18-17	64 vs. WAS, 11-29-17*	47 at. POR, 12-28-17
OREB	7, Joel Embiid vs. BRK, 3-16-18 7, Dario Šarić at WAS, 2-25-18 7, Joel Embiid vs. WAS, 11-29-17	11, Enes Kanter at NY, 12-25-17	23, vs. MIA, 2-14-17*	22, at LAL, 11-15-17
DREB	16, Joel Embiid vs. CHA, 3-19-18	15, Giannis Antetokounmpo at MIL, 1-29-18	50, vs. NO, 2-9-18	44, at ATL, 3-30-18
REBS	20, Joel Embiid vs. CHA, 3-19-18	22, Enes Kanter at NY, 12-25-17	64, vs. WAS, 11-29-17	60, vs. OKC, 12-15-17 (3OT) 59, at ATL 3-30-18
AST	15, Ben Simmons vs. CHA, 3-19-18 15, Ben Simmons at MIL, 3-4-18 15, Ben Simmons vs. LAL, 12-7-17	18, Rajon Rando at NO, 12-10-17	36, vs ATL, 11-1-17	35, at WAS, 2-25-18
STL	6, T.J. McConnell vs. NY 2-12-13 6, Ben Simmons vs. PHX 12-4-17 6, T.J. McConnell vs. HOU 10-25-17	5, DeAndre' Bembry at ATL, 4-10-18 5, Eric Bledsoe vs. MIL, 1-20-18 5, Gary Harris at DEN, 12-30-17 5, Rajon Rando at NO, 12-10-17 5, Andre Drummond vs. DET, 12-2-17 5, Lou Williams at LAC, 11-13-17	15, vs. MIL, 4-11-18	16, vs. UTA, 11-20-17
BLK	7, Joel Embiid at LAL, 11-15-17	5, Kristaps Porzingis at NY, 12-25-17 5, Anthony Davis at NO, 12-10-17 5, Draymond Green at GS, 11-11-17	15, at LAL, 11-15-17	13, vs. HOU, 10-25-17
TO	9, Joel Embiid vs. CHA, 3-19-18	8, LeBron James vs. CLE, 4-6-18 8, James Harden vs. HOU, 10-25-17	26, at MIL, 3-4-18 26, at MIN, 12-12-17	22, vs. TOR, 12-21-17 22, at GS, 11-11-17
PTS	46, Joel Embiid at LAL, 11-15-17	46, Devin Booker vs. PHX, 12-4-17	132, vs. CLE, 4-6-18	135, at GS, 10-11-17

YEAR IN REVIEW

MISCELLANEOUS STATS

GAMES MISSED DUE TO INJURY/ILLNESS

Name	GAMES	REASON	DATES MISSED
Justin Anderson	21	Tibial stress syndrome/shin splints left leg	11/18 – 12/25, 12/31 – 1/3
	1	Inactive	12/30
	8	Right ankle sprain	2/14 – 3/4
	2	Right ankle soreness	3/26 – 3/28
Jerryd Bayless	6	Left wrist contusion	11/7 – 11/18
	6	Sore left wrist	1/20 – 1/29
Trevor Booker	1	Sprained left ankle	12/18
Robert Covington	1	Lower back contusion	12/10
Larry Drew II	1	Inactive	1/31
Joel Embiid	1	Left knee rehab	10/21
	5	Rest – load management	11/7, 11/30, 12/9, 12/30, 1/29
	3	Back tightness	12/10, 12/21
	1	Back tightness and load management	12/18
	8	Concussion/orbital fracture	3/30-4/11
Markelle Fultz	20	Right shoulder soreness/ scapular muscle imbalance	10/25 – 12/7
	48	Right shoulder rehabilitation	12/9 – 3/24
Richaun Holmes	8	Non-displaced fracture, radial bone, left wrist	10/18 – 11/1
	2	Gastroenteritis	1/15-18
Demetrius Jackson	13	Left abductor strain	1/24 – 2/24
Amir Johnson	2	Gastroenteritis	1/11, 3/28
Furkan Korkmaz	43	Lisfranc injury, midfoot, left foot	12/18 – 3/21
Timothé	2	Gastroenteritis	2/2 – 2/3
Luwawu-Cabarrot	13	Right Knee Patellar Tendinitis	3/16-4/11
T.J. McConnell	5	Sprained AC joint, left shoulder	11/30 – 12/4, 12/9 – 12/10
	1	Personal	1/24
Jahlil Okafor	2	Upper Respiratory Infection	10/28, 11/13
	1	Personal	11/18
	4	Inactive	11/29 – 12/4
JJ Redick	3	Lower back tightness	10-28-10/30, 4/11
	2	Right hamstring tightness	12/21 – 12/23
	7	Left fibula injury	1/18 – 1/29
Dario Šarić	1	Left eye laceration/corneal abrasion, right eye	12/7
	3	Right Elbow Soreness	4/1 – 4/4
Ben Simmons	1	Left elbow injury	11/25
Nik Stauskas	8	Right ankle sprain	11/11 – 11/27
James Young	1	Gastroenteritis	1/22
Totals	**254**		

NUMBER OF TIMES RECORDING

	POINTS 10+	POINTS 20+	REB 10+	AST 10+	STL 3+	BLK 3+	DBL-DBL	TRP-DBL
Anderson	8	1	1	---	---	---	---	---
Bayless	15	---	---	---	1	---	---	---
Belinelli	20	4	---	---	1	---	---	---
Booker	3	---	---	---	---	1	---	---
Covington	56	9	9	---	22	4	6	---
Drew II	---	---	---	---	---	---	---	---
Embiid	60	43	37	---	2	16	38	---
Fultz	5	---	1	1	---	---	1	1
Holmes	12	---	1	---	1	1	1	---
Ilyasova	12	2	5	---	1	---	6	---
Johnson	6	---	5	---	1	3	1	---
Korkmaz	---	---	---	---	---	---	---	---
Luwawu-Cabarrot	10	1	---	---	---	---	---	---
McAdoo	---	---	---	---	---	---	---	
McConnell	20	---	1	2	10	---	2	1
Okafor	1	---	---	---	---	---	---	---
Pullen	---	---	---	---	---	---	---	---
Redick	62	20	---	---	1	---	---	---
Šarić	61	18	15	---	3	1	13	---
Simmons	72	20	27	27	20	5	38	12
Stauskas	---	---	---	---	---	---	---	---
Young	---	---	---	---	---	---	---	---

NUMBER OF TIMES LEADING TEAM IN... (TIED IN PARENTHESES)

	PTS	REB	AST	STL	BLK
Anderson	1	---	---	3 (2)	4 (2)
Bayless	---	---	1 (1)	1	---
Belinelli	2 (1)	---	---	2 (2)	2 (2)
Booker		---	---	4 (2)	6 (5)
Covington	9 (2)	5	1	25 (8)	20 (13)
Drew II	---	---	---	1 (1)	---
Embiid	34 (4)	38 (3)	5 (4)	4 (1)	34 (13)
Fultz	---	1	1	1 (1)	---
Holmes	---	1 (1)	---	2 (1)	14 (11)
Ilyasova	2	4	---	2	1
Johnson	---	3 (1)	1 (1)	1(1)	10 (6)
Korkmaz	---	---	---	---	
Luwawu-Cabarrot	---	---	---	---	1 (1)
McAdoo	---	---	---	---	
McConnell	---	1	15 (8)	17 (6)	4 (3)
Okafor	---	---	---	---	1
Pullen	---	---	---	---	
Redick	15 (1)	---	4 (3)	3 (1)	1
Šarić	16 (3)	10	1	6 (5)	8 (8)
Simmons	10 (1)	23 (3)	68 (9)	31 (8)	25 (15)
Stauskas	---	---	---	---	---

76ERS 2017-18 QUARTER-BY-QUARTER SCORING

PHILADELPHIA 76ERS

DATE	OPP	H/A	W/L	GM	1ST	2ND	1ST HALF	3RD	4TH	2ND HALF	OTS	TOTAL
18-Oct	WAS	A	L	1	23	36	59	23	33	56		115
20-Oct	BOS	H	L	2	21	29	50	22	20	42		92
21-Oct	TOR	A	L	3	19	30	49	22	23	45		94
23-Oct	DET	A	W	4	31	25	56	19	22	41		97
25-Oct	HOU	H	L	5	33	21	54	26	24	50		104
28-Oct	DAL	A	W	6	32	25	57	32	23	55		112
30-Oct	HOU	A	W	7	37	21	58	34	23	57		115
1-Nov	ATL	H	W	8	34	25	59	34	26	60		119
3-Nov	IND	H	W	9	30	26	56	36	29	65		121
7-Nov	UTA	A	W	10	32	14	46	34	24	58		104
9-Nov	SAC	A	L	11	26	31	57	24	27	51		108
11-Nov	GS	A	L	12	28	36	64	21	29	50		114
13-Nov	LAC	A	W	13	36	19	55	22	32	54		109
15-Nov	LAL	A	W	14	29	29	58	25	32	57		115
18-Nov	GSW	H	L	15	47	27	74	15	27	42		116
20-Nov	UTA	H	W	16	25	22	47	28	32	60		107
22-Nov	POR	H	W	17	26	24	50	20	31	51		101
25-Nov	ORL	H	W	18	31	39	70	31	29	60		130
27-Nov	CLE	H	L	19	22	23	45	28	18	46		91
29-Nov	WAS	H	W	20	28	30	58	26	34	60		118
30-Nov	BOS	A	L	21	22	22	44	27	26	53		97
2-Dec	DET	H	W	22	32	31	63	17	28	45		108
4-Dec	PHX	H	L	23	28	19	47	32	22	54		101
7-Dec	LAL	H	L	24	25	24	49	21	34	55		104
9-Dec	CLE	A	L	25	24	22	46	27	25	52		98
10-Dec	NOP	A	L	26	26	29	55	40	29	69		124
12-Dec	MIN	A	W	27	20	28	48	26	26	52	18	118
15-Dec	OKC	H	L	28	23	24	47	30	17	47	23	117
18-Dec	CHI	A	L	29	25	34	59	28	28	56		115
19-Dec	SAC	H	L	30	27	30	57	21	17	38		95
21-Dec	TOR	H	L	31	31	34	65	23	21	44		109
23-Dec	TOR	A	L	32	27	19	46	17	23	40		86
25-Dec	NYK	A	W	33	21	29	50	29	26	55		105
28-Dec	POR	A	L	34	30	21	51	34	25	59		110
30-Dec	DEN	A	W	35	31	27	58	25	24	49		107
31-Dec	PHX	A	W	36	38	25	63	29	31	60		123
3-Jan	SAS	H	W	37	27	33	60	28	24	52		112
5-Jan	DET	H	W	38	32	30	62	35	17	52		114
11-Jan	BOS	H	L	39	28	29	57	22	24	46		103
15-Jan	TOR	H	W	40	32	27	59	34	24	58		117
18-Jan	BOS	A	W	41	21	18	39	32	18	50		89
20-Jan	MIL	H	W	42	37	24	61	23	32	55		116
22-Jan	MEM	A	L	43	30	25	55	28	18	46		101
24-Jan	CHI	H	W	44	25	30	55	30	30	60		115
26-Jan	SAS	A	W	45	25	25	50	31	16	47		97
28-Jan	OKC	A	L	46	29	29	58	25	29	54		112
29-Jan	MIL	A	L	47	30	23	53	22	20	42		95
31-Jan	BKN	A	L	48	34	31	65	23	20	43		108
2-Feb	MIA	H	W	49	24	27	51	35	17	52		103
3-Feb	IND	A	L	50	27	30	57	18	17	35		92
6-Feb	WAS	H	W	51	37	28	65	29	21	50		115
9-Feb	NOP	H	W	52	32	24	56	28	16	44		100
10-Feb	LAC	H	W	53	37	32	69	16	27	43		112
12-Feb	NYK	H	W	54	31	26	57	29	22	51		108
14-Feb	MIA	H	W	55	20	19	39	34	31	65		104
22-Feb	CHI	A	W	56	33	34	67	26	23	49		116
24-Feb	ORL	H	W	57	27	31	58	29	29	58		116
25-Feb	WAS	A	L	58	28	20	48	25	21	46		94
27-Feb	MIA	A	L	59	24	24	48	27	26	53		101
1-Mar	CLE	A	W	60	32	27	59	18	31	49		108
2-Mar	CHA	H	W	61	27	21	48	26	36	62		110
4-Mar	MIL	A	L	62	43	29	72	14	24	38		110
6-Mar	CHA	A	W	63	32	39	71	30	27	57		128
8-Mar	MIA	A	L	64	28	21	49	25	25	50		99
11-Mar	BKN	A	W	65	37	33	70	26	24	50		120
13-Mar	IND	H	L	66	23	30	53	26	19	45		98
15-Mar	NYK	A	W	67	32	28	60	23	35	58		118
16-Mar	BKN	H	W	68	30	25	55	31	34	65		120
19-Mar	CHA	H	W	69	21	28	49	32	27	59		108
21-Mar	MEM	H	W	70	26	32	58	41	20	61		119
22-Mar	ORL	A	W	71	32	38	70	25	23	48		118
24-Mar	MIN	H	W	72	32	27	59	39	22	61		120
26-Mar	DEN	H	W	73	23	28	51	34	38	72		123
28-Mar	NYK	H	W	74	37	30	67	26	25	51		118
30-Mar	ATL	A	W	75	30	17	47	39	15	54		101
1-Apr	CHA	A	W	76	28	32	60	31	28	59		119
3-Apr	BKN	H	W	77	28	33	61	32	28	60		121
4-Apr	DET	A	W	78	36	29	65	23	27	50		115
6-Apr	CLE	H	W	79	41	37	78	27	27	54		132
8-Apr	DAL	H	W	80	28	33	61	24	24	48		109
10-Apr	ATL	A	W	81	27	34	61	28	32	60		121
11-Apr	MIL	H	W	82	46	34	80	25	25	50		130
							1ST			2ND		
				1ST	2ND	HALF	3RD	4TH	HALF	OT	TOTAL	
TOTALS				**2050**	**2219**	**4269**	**2059**	**2031**	**4090**	**50**	**8409**	
AVERAGES				**25.0**	**27.1**	**52.1**	**25.1**	**24.8**	**49.9**	**10.0**	**102.5**	

OPPONENTS

1ST	2ND	HALF	1ST 3RD	4TH	HALF	2ND OTS	TOTAL
32	24	56	34	30	64		120
24	22	46	23	33	56		102
36	26	62	40	26	66		128
22	21	43	24	19	43		86
31	25	56	23	26	49		105
23	33	56	22	32	54		110
27	29	56	24	27	51		107
25	32	57	36	16	52		109
28	35	63	26	21	47		110
21	23	44	27	26	53		97
26	38	64	20	25	45		109
32	33	65	36	34	70		135
28	25	53	26	26	52		105
26	28	54	30	25	55		109
28	24	52	47	25	72		124
15	21	36	27	23	50		86
14	23	37	20	24	44		81
28	27	55	30	26	56		111
29	24	53	33	27	60		113
18	22	40	25	48	73		113
28	26	54	22	32	54		108
25	22	47	33	23	56		103
28	32	60	29	26	55		115
32	25	57	22	28	50		107
23	29	52	26	27	53		105
32	34	66	21	44	65		131
27	24	51	25	24	49	12	112
28	27	55	26	13	39	25	119
30	37	67	22	28	50		117
30	18	48	23	30	53		101
30	22	52	34	28	62		114
27	28	55	26	21	47		102
24	24	48	27	23	50		98
27	25	52	20	42	62		114
29	32	61	19	22	41		102
32	17	49	40	21	61		110
22	27	49	35	22	57		106
15	17	32	29	17	46		78
23	25	48	37	29	66		114
23	26	49	26	36	52		111
19	13	32	21	53	27		80
29	26	55	25	14	39		94
19	30	49	25	31	56		105
16	25	41	26	34	60		101
13	18	31	30	17	47		78
31	26	57	35	30	65		122
28	27	55	28	24	52		107
30	34	64	27	25	52		116
23	18	41	19	37	56		97
33	29	62	14	24	38		100
20	35	55	29	18	47		102
14	27	41	11	30	41		82
28	27	55	23	20	43		98
21	34	55	24	13	37		92
29	33	62	19	21	40		102
29	40	69	22	24	46		115
18	22	40	31	34	65		105
30	37	67	20	22	42		109
17	28	45	28	29	57		102
29	27	56	15	26	41		97
30	26	56	24	19	43		99
31	29	60	33	25	58		118
29	30	59	32	23	55		114
29	24	53	20	35	55		108
25	35	60	23	14	37		97
33	24	57	26	18	44		101
32	36	68	23	19	42	110	
33	25	58	23	35	58		116
18	38	56	14	24	38		94
19	25	44	25	36	61		105
23	26	49	16	33	49		98
24	28	52	19	37	56		108
27	32	59	15	30	45		104
28	35	63	17	21	38		101
27	14	41	18	32	50		91
29	22	51	27	24	51		102
22	27	49	22	24	46		95
28	21	49	22	37	59		108
28	27	55	43	27	75		130
20	28	48	28	21	49		97
32	23	55	24	34	58		113
18	26	44	31	20	51		95
			1ST			2ND	
1ST	2ND	HALF	3RD	4TH	HALF	OT	TOTAL
2214	**2232**	**4446**	**2180**	**2171**	**4351**	**67**	**8864**
27.0	**27.2**	**54.2**	**26.6**	**26.5**	**53.1**	**13.4**	**108.1**

76ERS 2017-18 MISCELLANEOUS SCORING

					PHILADELPHIA 76ERS										OPPONENTS									
					BENCH		IN THE		SECOND		FAST		PTS OFF		BENCH		IN THE		SECOND		FAST		PTS OFF	
DATE	OPP	H/AW/LGM			PTS	AVG	PAINT	AVG	CHANCE	AVG	BREAK	AVG	TO'S	AVG	PTS	AVG	PAINT	AVG	CHANCE	AVG	BREAK	AVG	TO'S	AVG
18-OCT	WAS	A	L	1	25	25.0	44	44.0	20	20.0	19	19.0	24	24.0	41	41.0	50	50.0	22	22.0	4	4.0	15	15.0
20-OCT	BOS	H	L	2	21	23.0	40	42.0	13	16.5	4	11.5	12	18.0	30	35.5	28	39.0	22	22.0	0	2.0	16	15.5
21-OCT	TOR	A	L	3	43	29.7	32	38.7	13	15.3	5	9.3	23	19.7	53	41.3	42	40.0	13	19.0	12	5.3	12	14.3
23-OCT	DET	A	W	4	20	27.3	42	39.5	10	14.0	0	7.0	20	19.8	30	38.5	46	41.5	10	16.8	2	4.5	8	12.8
25-OCT	HOU	H	L	5	18	25.4	48	41.2	17	14.6	10	7.6	14	18.6	11	33.0	40	41.2	10	15.4	9	5.4	23	14.8
28-OCT	DAL	A	W	6	34	26.8	44	41.7	9	13.7	16	9.0	17	18.3	39	34.0	34	40.0	7	14.0	10	6.2	17	15.2
30-OCT	HOU	A	W	7	40	28.7	54	43.4	10	13.1	6	8.6	17	18.1	23	32.4	34	39.1	12	13.7	15	7.4	21	16.0
1-NOV	ATL	H	W	8	44	30.6	52	44.5	14	13.3	5	8.1	20	18.4	47	34.3	52	40.8	9	13.1	10	7.8	15	15.9
3-NOV	IND	H	W	9	21	29.6	40	44.0	16	13.6	10	8.3	17	18.2	27	33.4	56	42.4	16	13.4	12	8.2	10	15.2
7-NOV	UTA	A	W	10	23	28.9	34	43.0	10	13.2	5	8.0	21	18.5	31	33.2	34	41.6	13	13.4	9	8.3	16	15.3
9-NOV	SAC	A	L	11	17	27.8	38	42.5	14	13.3	9	8.1	19	18.5	56	35.3	38	41.3	17	13.7	14	8.8	11	14.9
11-NOV	GSW	A	L	12	46	29.3	52	43.3	10	13.0	14	8.6	22	18.8	47	36.3	50	42.0	7	13.2	32	10.8	22	15.5
13-NOV	LAC	A	W	13	12	28.0	54	44.2	19	13.5	11	8.8	25	19.3	49	37.2	42	42.0	18	13.5	10	10.7	16	15.5
15-NOV	LAL	A	W	14	21	27.5	56	45.0	10	13.2	9	8.8	15	19.0	37	37.2	66	43.7	27	14.5	13	10.9	11	15.2
18-NOV	GSW	H	L	15	19	26.9	62	46.1	12	13.1	11	8.9	16	18.8	27	36.5	46	43.9	15	14.5	7	10.6	22	15.7
20-NOV	UTA	H	W	16	27	26.9	66	47.4	16	13.3	6	8.8	11	18.3	37	36.6	34	43.3	12	14.4	11	10.6	12	15.4
22-NOV	POR	H	W	17	26	26.9	42	47.1	14	13.4	2	8.4	18	18.3	29	36.1	26	42.2	10	14.1	3	10.2	17	15.5
25-NOV	ORL	H	W	18	33	27.2	42	46.8	15	13.4	16	8.8	10	17.8	41	36.4	40	42.1	8	13.8	15	10.4	10	15.2
27-NOV	CLE	H	L	19	30	27.4	54	47.2	30	14.3	4	8.5	21	18.0	57	37.5	42	42.1	16	13.9	15	10.7	14	15.2
29-NOV	WAS	H	W	20	21	27.1	54	47.5	25	14.9	7	8.5	17	18.0	67	39.0	34	41.7	10	13.7	9	10.6	14	15.1
30-NOV	BOS	A	L	21	30	27.2	36	47.0	17	15.0	15	8.8	13	17.7	32	38.6	44	41.8	5	13.3	6	10.4	17	15.2
2-DEC	DET	H	W	22	18	26.8	36	46.5	17	15.0	5	8.6	17	17.7	22	37.9	34	41.5	7	13.0	7	10.2	12	15.0
4-DEC	PHX	H	L	23	14	26.2	52	46.7	18	15.2	9	8.6	22	17.9	22	37.2	46	41.7	20	13.3	2	9.9	14	15.0
7-DEC	LAL	H	L	24	13	25.7	54	47.0	11	15.0	7	8.5	25	18.2	41	37.3	52	42.1	22	13.7	11	9.9	14	15.0
9-DEC	CLE	A	L	25	27	25.7	48	47.0	7	14.7	9	8.6	18	18.2	48	37.8	40	42.0	11	13.6	12	10.0	25	15.4
10-DEC	NOP	A	L	26	36	26.1	60	47.5	20	14.9	18	8.9	22	18.3	18	37.0	44	42.1	7	13.3	21	10.4	16	15.4
12-DEC	MIN	A	W	27	28	26.2	46	47.5	11	14.7	14	9.1	31	18.8	11	36.0	54	42.5	15	13.4	5	10.2	11	15.2
15-DEC	OKC	H	L	28	25	26.1	46	47.4	15	14.8	3	8.9	13	18.6	35	36.0	40	42.4	8	13.2	19	10.5	15	15.2
18-DEC	CHI	A	L	29	43	26.7	54	47.7	22	15.0	25	9.4	28	18.9	49	36.4	32	42.1	7	13.0	16	10.7	21	15.4
19-DEC	SAC	H	L	30	39	27.1	32	47.1	9	14.8	10	9.5	21	19.0	50	36.9	48	42.3	10	12.9	8	10.6	15	15.4
21-DEC	TOR	H	L	31	29	27.2	66	47.7	17	14.9	11	9.5	32	19.4	26	36.5	36	42.1	15	12.9	6	10.5	32	15.9
23-DEC	TOR	A	L	32	33	27.4	44	47.6	5	14.6	6	9.4	28	19.7	32	36.4	40	42.0	11	12.9	13	10.6	22	16.1
25-DEC	NYK	A	W	33	30	27.5	38	47.3	18	14.7	10	9.4	15	19.5	23	36.0	46	42.1	17	13.0	4	10.4	8	15.9
28-DEC	POR	A	L	34	16	27.1	36	47.0	7	14.4	12	9.5	20	19.5	28	35.8	38	42.0	14	13.0	4	10.2	19	16.0
30-DEC	DEN	A	W	35	40	27.5	48	47.0	2	14.1	11	9.5	12	19.3	32	35.7	52	42.3	15	13.1	16	10.3	13	15.9
31-DEC	PHX	A	W	36	21	27.3	42	46.9	17	14.2	16	9.7	22	19.4	26	35.4	42	42.3	15	13.1	11	10.4	18	15.9
3-JAN	SAS	H	W	37	23	27.2	46	46.9	18	14.3	7	9.6	18	19.4	49	35.8	50	42.5	15	13.2	9	10.3	25	16.2
5-JAN	DET	H	W	38	29	27.2	44	46.8	9	14.1	7	9.6	15	19.2	34	35.7	30	42.2	8	13.1	6	10.2	17	16.2
11-JAN	BOS	H	L	39	31	27.3	48	46.8	5	13.9	11	9.6	25	19.4	38	35.8	42	42.2	17	13.2	6	10.1	22	16.4
15-JAN	TOR	H	W	40	34	27.5	58	47.1	10	13.8	15	9.8	23	19.5	56	36.3	44	42.2	15	13.2	12	10.2	18	16.4
18-JAN	BOS	A	W	41	28	27.5	46	47.1	12	13.8	6	9.7	25	19.6	28	36.1	28	41.9	5	13.0	8	10.1	19	16.5
20-JAN	MIL	H	W	42	29	27.5	62	47.4	15	13.8	12	9.7	19	19.6	17	35.6	32	41.6	10	12.9	11	10.1	20	16.5
22-JAN	MEM	A	L	43	20	27.4	34	47.1	17	13.9	10	9.7	39	20.0	45	35.8	34	41.4	17	13.0	14	10.2	11	16.4
24-JAN	CHI	H	W	44	25	27.3	32	46.8	5	13.7	16	9.9	10	19.8	54	36.3	40	41.4	14	13.0	9	10.2	11	16.3
26-JAN	SAS	A	W	45	26	27.3	44	46.7	5	13.5	14	10.0	13	19.7	30	36.1	42	41.4	8	12.9	11	10.2	11	16.2
28-JAN	OKC	A	L	46	30	27.3	44	46.7	19	13.6	13	10.0	25	19.8	18	35.7	62	41.9	22	13.1	16	10.3	18	16.2
29-JAN	MIL	A	L	47	37	27.6	60	46.9	14	13.6	11	10.0	17	19.7	38	35.8	60	42.3	12	13.1	15	10.4	9	16.1
31-JAN	BKN	A	L	48	17	27.3	46	46.9	12	13.6	6	10.0	15	19.6	38	35.8	38	42.2	12	13.1	4	10.3	10	15.9
2-FEB	MIA	H	W	49	23	27.2	60	47.2	15	13.6	16	10.1	12	19.5	57	36.2	36	42.0	18	13.2	11	10.3	12	15.9
3-FEB	IND	A	L	50	24	27.2	36	47.0	16	13.6	5	10.0	22	19.5	41	36.3	32	41.8	5	13.0	19	10.5	16	15.9
6-FEB	WAS	H	W	51	23	27.1	46	46.9	14	13.6	4	9.9	16	19.5	34	36.3	44	41.9	21	13.2	10	10.5	22	16.0
9-FEB	NOP	H	W	52	19	26.9	40	46.8	13	13.6	4	9.8	17	19.4	43	36.4	32	41.7	11	13.1	8	10.4	13	15.9
10-FEB	LAC	H	W	53	35	27.1	50	46.9	9	13.5	33	10.2	17	19.4	35	36.4	50	41.8	12	13.1	7	10.4	15	15.9
12-FEB	NYK	H	W	54	23	27.0	44	46.8	4	13.4	12	10.2	28	19.5	33	36.3	36	41.7	17	13.2	2	10.2	18	15.9
14-FEB	MIA	H	W	55	39	27.2	42	46.7	25	13.6	8	10.2	26	19.6	47	36.5	42	41.7	9	13.1	11	10.2	16	15.9
22-FEB	CHI	A	W	56	19	27.1	46	46.7	9	13.5	5	10.1	21	19.7	58	36.9	44	41.8	18	13.2	4	10.1	18	16.0
24-FEB	ORL	H	W	57	32	27.2	46	46.7	20	13.6	9	10.1	18	19.6	37	36.9	42	41.8	12	13.2	8	10.1	16	16.0
25-FEB	WAS	A	L	58	25	27.1	42	46.6	15	13.6	14	10.1	17	19.6	34	36.9	34	41.7	2	13.0	16	10.2	31	16.2
27-FEB	MIA	A	L	59	26	27.1	36	46.4	17	13.7	5	10.1	26	19.7	42	36.9	36	41.6	7	12.9	11	10.2	18	16.3
1-MAR	CLE	A	W	60	25	27.1	42	46.4	13	13.7	9	10.0	7	19.5	37	37.0	36	41.5	10	12.8	7	10.1	10	16.2
2-MAR	CHA	H	W	61	29	27.1	54	46.5	12	13.7	3	9.9	22	19.5	37	37.0	38	41.4	6	12.7	3	10.0	13	16.1
4-MAR	MIL	A	L	62	28	27.1	44	46.5	9	13.6	21	10.1	36	19.8	33	36.9	52	41.6	13	12.7	28	10.3	11	16.0
6-MAR	CHA	A	W	63	39	27.3	56	46.6	15	13.6	16	10.2	13	19.7	51	37.1	50	41.7	10	12.7	11	10.3	16	16.0
8-MAR	MIA	A	L	64	31	27.4	28	46.3	10	13.5	24	10.4	20	19.7	46	37.3	44	41.8	5	12.6	7	10.3	19	16.1
11-MAR	BKN	A	W	65	39	27.6	58	46.5	20	13.6	4	10.3	9	19.5	43	37.3	38	41.7	12	12.6	9	10.2	22	16.2
13-MAR	IND	H	L	66	15	27.4	38	46.4	12	13.6	7	10.3	12	19.4	31	37.2	50	41.8	15	12.6	22	10.4	29	16.4
15-MAR	NYK	A	W	67	22	27.3	40	46.3	18	13.7	14	10.3	14	19.3	35	37.2	44	41.9	10	12.6	12	10.4	16	16.4
16-MAR	BKN	H	W	68	33	27.4	40	46.2	14	13.7	15	10.4	3	19.1	52	37.4	42	41.9	23	12.7	5	10.4	9	16.3
19-MAR	CHA	H	W	69	37	27.5	36	46.0	19	13.8	5	10.3	13	19.0	39	37.4	38	41.8	19	12.8	5	10.3	29	16.4
21-MAR	MEM	H	W	70	47	27.8	56	46.2	5	13.6	11	10.3	15	18.9	62	37.8	52	41.9	22	12.9	10	10.3	14	16.4
22-MAR	ORL	A	W	71	58	28.2	36	46.0	12	13.6	32	10.6	16	18.9	49	38.0	46	42.0	5	12.8	10	10.3	18	16.4
24-MAR	MIN	H	W	72	49	28.5	52	46.1	12	13.6	19	10.7	22	18.9	62	38.3	46	42.1	13	12.8	11	10.3	17	16.4
26-MAR	DEN	H	W	73	39	28.6	50	46.2	9	13.5	24	10.9	20	19.0	24	38.1	40	42.0	7	12.7	10	10.3	25	16.5
28-MAR	NYK	H	W	74	36	28.7	60	46.4	24	13.7	22	11.1	13	18.9	32	38.0	38	42.0	14	12.8	9	10.3	25	16.7
30-MAR	ATL	A	W	75	53	29.1	38	46.2	10	13.6	16	11.1	17	18.9	31	37.9	40	41.9	12	12.7	13	10.3	11	16.6
1-APR	CHA	A	W	76	42	29.2	60	46.4	11	13.6	18	11.2	21	18.9	53	38.1	30	41.8	10	12.7	4	10.2	19	16.6
3-APR	BKN	H	W	77	60	29.6	62	46.6	8	13.5	18	11.3	5	18.7	56	38.4	32	41.7	4	12.6	9	10.2	21	16.7
4-APR	DET	A	W	78	40	29.8	46	46.6	13	13.5	4	11.2	26	18.8	28	38.2	34	41.6	7	12.5	14	10.3	8	16.6
6-APR	CLE	H	W	79	46	30.0	60	46.8	23	13.6	15	11.3	15	18.7	25	38.1	50	41.7	11	12.5	13	10.3	24	16.7
8-APR	DAL	H	W	80	45	30.2	58	46.9	8	13.6	14	11.3	16	18.7	29	37.9	48	41.8	12	12.5	5	10.2	12	16.6
10-APR	ATL	A	W	81	58	30.5	44	46.9	18	13.6	15	11.3	13	18.6	45	38.0	46	41.8	15	12.5	12	10.2	20	16.6
11-APR	MIL	H	W	82	76	31.1	72	47.2	21	13.7	20	11.5	11	18.5	65	38.4	42	41.8	13	12.5	11	10.3	31	16.8
					BENCH		IN THE		SECOND		FAST		PTS OFF		BENCH		IN THE		SECOND		FAST		PTS OFF	
					PTS	AVG	PAINT	AVG	CHANCE	AVG	BREAK	AVG	TO'S	AVG	PTS	AVG	PAINT	AVG	CHANCE	AVG	BREAK	AVG	TO'S	
TOTALS					2547	31.1	3870	47.2	1124	13.7	939	11.5	1521	18.5	3145	38.4	3428	41.8	1028	12.5	841	10.3	1379	16.8

2017-18 NBA STANDINGS

EASTERN CONFERENCE

ATLANTIC DIVISION	W	L	PCT	GB	HOME	ROAD	LAST-10	STREAK
Toronto	59	23	.720	-	34- 7	25-16	6-4	Lost 1
Boston	55	27	.671	4	27-14	28-13	6-4	Won 1
Philadelphia	52	30	.634	7	30-11	22-19	10-0	Won 16
New York	29	53	.354	30	19-22	10-31	3-7	Won 1
Brooklyn	28	54	.341	31	15-26	13-28	5-5	Lost 1

CENTRAL DIVISION	W	L	PCT	GB	HOME	ROAD	LAST-10	STREAK
Cleveland	50	32	.610	-	29-12	21-20	7-3	Lost 1
Indiana	48	34	.585	2	27-14	21-20	7-3	Lost 1
Milwaukee	44	38	.537	6	25-16	19-22	6-4	Lost 1
Detroit	39	43	.476	11	25-16	14-27	7-3	Won 1
Chicago	27	55	.329	23	17-24	10-31	3-7	Lost 4

SOUTHEAST DIVISION	W	L	PCT	GB	HOME	ROAD	LAST-10	STREAK
Miami	44	38	.537	-	26-15	18-23	5-5	Won 1
Washington	43	39	.524	1	23-18	20-21	3-7	Lost 1
Charlotte	36	46	.439	8	21-20	15-26	5-5	Won 1
Orlando	25	57	.305	19	17-24	8-33	4-6	Won 1
Atlanta	24	58	.293	20	16-25	8-33	3-7	Lost 1

WESTERN CONFERENCE

SOUTHWEST DIVISION	W	L	PCT	GB	HOME	ROAD	LAST-10	STREAK
Houston	65	17	.793	-	34- 7	31-10	7-3	Lost 1
New Orleans	48	34	.585	17	24-17	24-17	6-4	Won 5
San Antonio	47	35	.573	18	33- 8	14-27	5-5	Lost 1
Dallas	24	58	.293	41	15-26	9-32	2-8	Lost 4
Memphis	22	60	.268	43	16-25	6-35	3-7	Lost 2

NORTHWEST DIVISION	W	L	PCT	GB	HOME	ROAD	LAST-10	STREAK
Portland	49	33	.598	-	28-13	21-20	5-5	Won 1
Oklahoma City	48	34	.585	1	27-14	21-20	5-5	Won 3
Utah	48	34	.585	1	28-13	20-21	7-3	Lost 1
Minnesota	47	35	.573	2	30-11	17-24	6-4	Won 3
Denver	46	36	.561	3	31-10	15-26	7-3	Lost 1

PACIFIC DIVISION	W	L	PCT	GB	HOME	ROAD	LAST-10	STREAK
Golden State	58	24	.707	-	29-12	29-12	4-6	Lost 1
L.A. Clippers	42	40	.512	16	22-19	20-21	4-6	Lost 4
L.A. Lakers	35	47	.427	23	20-21	15-26	3-7	Won 1
Sacramento	27	55	.329	31	14-27	13-28	4-6	Won 1
Phoenix	21	61	.256	37	10-31	11-30	2-8	Won 1

2017-18 NBA TEAM HEAD-TO-HEAD COMPARISON

	ATL	BKN	CHI	DAL	DET	HOU	LAC	MEM	MIL	NO	OKC	PHI	POR	SA	UTA						
	BOS	CHA	CLE	DEN	GS	IND	LAL	MIA	MIN	NY	ORL	PHO	SAC	TOR	WAS	W	L	PCT	GB	LAST-10	STREAK
ATLANTIC DIVISION																					
TOR	4	2	4	4	4	1	1	1	4	0	2	3	0	2	2	1	2	1	2	3	0
BOS	3	--	4	3	3	1	2	2	2	1	1	2	1	1	2	1	2	2	0	3	2
PHI	3	1	3	4	2	2	2	2	4	0	1	1	2	1	1	2	2	2	1	4	0
NY	1	1	4	2	1	2	1	1	0	0	0	1	1	1	1	2	0	0	1	--	1
BKN	3	0	--	1	3	1	2	0	1	0	0	0	0	0	2	3	1	1	0	0	1
CENTRAL DIVISION																					
CLE	3	2	3	3	4	--	2	1	3	0	0	1	1	1	2	2	3	1	1	2	1
IND	3	2	4	2	3	3	0	1	1	2	0	--	2	1	2	2	3	1	0	2	0
MIL	3	2	2	2	2	1	1	0	2	1	0	1	0	2	2	0	--	1	0	4	1
DET	3	1	3	1	3	1	1	0	--	1	1	3	1	1	1	2	2	2	0	3	1
CHI	3	1	0	3	--	0	2	0	1	0	0	1	0	0	2	1	2	1	1	0	3
SOUTHEAST DIVISION																					
MIA	3	2	1	4	3	1	2	1	2	0	0	2	2	1	2	--	3	1	0	2	0
WAS	2	3	1	1	2	1	0	1	3	0	1	2	1	1	2	2	2	1	2	2	1
CHA	4	0	2	--	1	0	1	1	2	1	0	2	1	1	2	0	2	1	0	2	1
ORL	2	1	1	0	0	2	1	0	2	0	0	0	0	0	1	2	2	1	1	1	3
ATL	--	1	1	0	0	1	2	1	1	0	0	1	0	0	1	1	0	1	1	1	2
SOUTHWEST DIVISION																					
HOU	2	1	2	2	2	2	4	3	1	2	--	2	2	3	2	2	2	4	3	2	1
NO	1	2	2	2	2	1	3	1	2	1	1	2	3	3	2	2	2	0	--	1	2
SA	1	1	2	2	2	2	3	2	1	1	1	0	2	0	4	2	0	2	1	2	2
DAL	0	0	0	1	0	0	--	2	1	0	0	2	1	1	3	0	1	0	1	2	1
MEM	1	0	0	0	0	0	1	1	1	1	2	0	2	2	--	0	0	2	2	1	0
NORTHWEST DIVISION																					
POR	1	0	1	2	2	1	2	1	1	2	0	2	3	3	2	2	0	2	2	2	4
OKC	2	0	1	1	2	1	2	1	1	2	2	2	3	2	4	2	1	1	1	1	1
UTA	0	1	1	1	1	1	3	2	2	3	0	1	3	3	3	0	1	2	3	0	1
MIN	1	0	1	1	1	1	4	3	0	1	0	1	4	4	1	1	1	--	4	2	3
DEN	1	0	2	1	2	1	2	--	2	2	0	1	1	2	3	1	2	1	2	1	3
PACIFIC DIVISION																					
GS	2	1	2	1	2	2	4	2	1	--	1	0	3	4	2	2	1	2	3	2	2
LAC	2	1	2	1	2	1	2	2	1	1	2	0	--	3	2	0	2	0	1	1	0
LAL	2	1	2	1	2	1	3	2	1	0	1	1	1	--	2	1	0	0	0	1	2
SAC	1	0	2	0	2	1	2	1	0	2	1	0	0	2	1	2	0	0	2	1	1
PHO	1	0	1	0	2	0	3	1	0	0	0	0	0	1	3	0	0	2	0	0	1

YEAR IN REVIEW

2017-18 NBA INDIVIDUAL STATISTICAL LEADERS

SCORING AVERAGE	G	FG	FT	PTS	AVG
Harden, Hou.	72	651	624	2191	30.4
Davis, N.O.	75	780	495	2110	28.1
James, Cle.	82	857	388	2251	27.5
Lillard, Por.	73	621	493	1962	26.9
Antetokounmpo, Mil.	75	742	487	2014	26.9
Durant, G.S.	68	630	359	1792	26.4
Westbrook, OKC.	80	757	417	2028	25.4
Irving, Bos.	60	534	232	1466	24.4
Aldridge, S.A.	75	687	334	1735	23.1
Oladipo, Ind.	75	640	294	1735	23.1
DeRozan, Tor.	80	645	461	1840	23.0
Embiid, Phi.	63	510	359	1445	22.9
Beal, Was.	82	683	292	1857	22.6
L. Williams, LA-C	79	582	432	1782	22.6
Butler, Min.	59	437	363	1307	22.2
Walker, Cha.	80	588	363	1770	22.1
George, OKC.	79	576	338	1734	21.9
Griffin, LA-C-Det.	58	436	259	1242	21.4
McCollum, Por.	81	667	209	1732	21.4
Towns, Min.	82	639	345	1743	21.3

REBOUNDS PER GAME	G	OFF	DEF	TOT	AVG
Drummond, Det.	78	399	848	1247	16.0
Jordan, LA-C	77	329	842	1171	15.2
Howard, Cha.	81	255	757	1012	12.5
Towns, Min.	82	238	774	1012	12.3
Davis, N.O.	75	187	645	832	11.1
Kanter, N.Y.	71	273	507	780	11.0
Embiid, Phi.	63	143	547	690	11.0
Capela, Hou.	74	241	561	802	10.8
Jokic, Den.	75	195	608	803	10.7
Westbrook, OKC.	80	152	652	804	10.1
Antetokounmpo, Mil.	75	156	597	753	10.0
Love, Cle.	59	101	445	546	9.3
Adams, OKC.	76	384	301	685	9.0
Nurkic, Por.	79	189	519	708	9.0
James, Cle.	82	97	612	709	8.6
Valanciunas, Tor.	77	183	477	660	8.6
Aldridge, S.A.	75	246	389	635	8.5
Simmons, Phi.	81	145	514	659	8.1
Gasol, Mem.	73	78	514	592	8.1
Gasol, S.A.	77	129	490	619	8.0

ASSISTS PER GAME	G	AST	AVG
Westbrook, OKC.	80	820	10.3
James, Cle.	82	747	9.1
Harden, Hou.	72	630	8.8
Rondo, N.O.	65	533	8.2
Simmons, Phi.	81	661	8.2
Paul, Hou.	58	457	7.9
Green, G.S.	70	508	7.3
Teague, Min.	70	492	7.0
Lowry, Tor.	78	537	6.9
Lillard, Por.	73	481	6.6
Dinwiddie, Bkn.	80	524	6.6
Barea, Dal.	69	434	6.3
Payton, Orl.-Pho.	63	393	6.2
Schroder, Atl.	67	417	6.2
Jokic, Den.	75	458	6.1
Holiday, N.O.	81	486	6.0
Griffin, LA-C-Det.	58	334	5.8
Jack, N.Y.	62	348	5.6
Walker, Cha.	80	444	5.6
Batum, Cha.	64	349	5.5

FIELD GOAL PCT.	FG	FGA	PCT
Capela, Hou.	441	676	.652
Jordan, LA-C	373	578	.645
Harrell, LA-C	348	548	.635
Adams, OKC.	448	712	.629
Kanter, N.Y.	422	713	.592
Gibson, Min.	425	737	.577
Collins, Atl.	314	545	.576
Valanciunas, Tor.	390	687	.568
Favors, Utah	395	702	.563
Randle, LA-L	504	904	.558

3-PT FIELD GOAL PCT.	3FG	3GA	PCT
Collison, Ind.	96	205	.468
Bullock, Det.	125	281	.445
Porter, Was.	138	313	.441
Ingles, Utah	204	464	.440
Thompson, G.S.	229	521	.440
Korver, Cle.	164	376	.436
Tolliver, Det.	159	365	.436
Tatum, Bos.	105	242	.434
Hield, Sac.	176	408	.431
Horford, Bos.	97	226	.429

FREE THROW PCT.	FT	FTA	PCT
Curry, G.S.	278	302	.921
Paul, Hou.	203	221	.919
Lillard, Por.	493	538	.916
Belinelli, Atl.-Phi.	148	163	.908
Murray, Den.	229	253	.905
Redick, Phi.	197	218	.904
Irving, Bos.	232	261	.889
Durant, G.S.	359	404	.889
Middleton, Mil.	320	362	.884
Collison, Ind.	127	144	.882

STEALS PER GAME	G	STL	AVG
Oladipo, Ind.	75	177	2.36
George, OKC.	79	161	2.04
Bledsoe, Pho.-Mil.	74	149	2.01
Butler, Min.	59	116	1.97
Westbrook, OKC.	80	147	1.84
G. Harris, Den.	67	122	1.82
Harden, Hou.	72	126	1.75
Simmons, Phi.	81	140	1.73
Covington, Phi.	80	137	1.71
T. Young, Ind.	81	135	1.67

BLOCKS PER GAME	G	BLK	AVG
Davis, N.O.	75	193	2.57
Capela, Hou.	74	137	1.85
Turner, Ind.	65	118	1.82
Embiid, Phi.	63	111	1.76
Durant, G.S.	68	119	1.75
Drummond, Det.	78	127	1.63
Howard, Cha.	81	131	1.62
Henson, Mil.	76	109	1.43
Antetokounmpo, Mil.	75	106	1.41
Nurkic, Por.	79	111	1.41

MINUTES PER GAME	G	MIN	AVG
James, Cle.	82	3026	36.9
Antetokounmpo, Mil.	75	2756	36.7
Butler, Min.	59	2164	36.7
George, OKC.	79	2891	36.6
Lillard, Por.	73	2670	36.6
Westbrook, OKC.	80	2914	36.4
Middleton, Mil.	82	2982	36.4
Davis, N.O.	75	2727	36.4
Wiggins, Min.	82	2979	36.3
Beal, Was.	82	2977	36.3

2017-18 NBA ROOKIE STATISTICAL LEADERS

SCORING AVERAGE	G	FG	FT	PTS	AVG
Mitchell, Utah	79	595	239	1616	20.5
Kuzma, LA-L	77	468	147	1242	16.1
Simmons, Phi.	81	544	191	1279	15.8
Markkanen, Chi.	68	374	140	1033	15.2
Smith, Dal.	69	404	134	1048	15.2
Tatum, Bos.	80	397	213	1112	13.9
Jackson, Pho.	77	389	177	1012	13.1
Bogdanovic, Sac.	78	344	100	917	11.8
Fox, Sac.	73	328	141	844	11.6
D. Brooks, Mem.	82	340	124	898	11.0
Collins, Atl.	74	314	133	777	10.5
Ball, LA-L	52	203	32	528	10.2
Wallace, LA-C	30	110	61	291	9.7
Teodosic, LA-C	45	151	39	429	9.5
James, Pho.-N.O.	36	123	64	336	9.3
Allen, Bkn.	72	234	114	587	8.2
Mason, Sac.	52	144	94	413	7.9
Hart, LA-L	63	176	66	496	7.9
Kennard, Det.	73	206	65	558	7.6
Dorsey, Atl.	56	144	45	405	7.2

REBOUNDS PER GAME	G	OFF	DEF	TOT	AVG
Simmons, Phi.	81	145	514	659	8.1
Markkanen, Chi.	68	79	429	508	7.5
Collins, Atl.	74	176	365	541	7.3
Ball, LA-L	52	69	291	360	6.9
Kuzma, LA-L	77	88	395	483	6.3
Adebayo, Mia.	69	118	263	381	5.5
Allen, Bkn.	72	144	244	388	5.4
Tatum, Bos.	80	50	352	402	5.0
Jackson, Pho.	77	95	256	351	4.6
Rabb, Mem.	36	53	105	158	4.4
Theis, Bos.	63	90	184	274	4.3
Birch, Orl.	42	70	110	180	4.3
Hart, LA-L	63	42	221	263	4.2
Smith, Dal.	69	50	210	260	3.8
Mitchell, Utah	79	52	244	296	3.7
Bell, G.S.	57	60	147	207	3.6
Wallace, LA-C	30	21	84	105	3.5
O'Neale, Utah	69	25	211	236	3.4
Collins, Por.	66	45	176	221	3.3
Collinsworth, Dal.	32	32	75	107	3.3

ASSISTS PER GAME	G	AST	AVG
Simmons, Phi.	81	661	8.2
Ball, LA-L	52	376	7.2
Smith, Dal.	69	358	5.2
Teodosic, LA-C	45	209	4.6
Fox, Sac.	73	320	4.4
Mitchell, Utah	79	291	3.7
James, Pho.-N.O.	36	126	3.5
Bogdanovic, Sac.	78	258	3.3
Ntilikina, N.Y.	78	250	3.2
Mason, Sac.	52	147	2.8
Wallace, LA-C	30	71	2.4
Simmons, Mem.	32	68	2.1
Evans, LA-C	48	100	2.1
Caruso, LA-L	37	75	2.0
Kuzma, LA-L	77	141	1.8
Bell, G.S.	57	102	1.8
Collinsworth, Dal.	32	56	1.8
Kennard, Det.	73	124	1.7
D. Brooks, Mem.	82	135	1.6
Tatum, Bos.	80	128	1.6

FIELD GOAL PCT.	FG	FGA	PCT
Allen, Bkn.	234	397	.589
Collins, Atl.	314	545	.576
Simmons, Phi.	544	998	.545
Adebayo, Mia.	174	340	.512
Kleber, Dal.	151	309	.489
Tatum, Bos.	397	835	.475
Anunoby, Tor.	163	346	.471
Hart, LA-L	176	375	.469
Kuzma, LA-L	468	1039	.450
Bogdanovic, Sac.	344	772	.446

3-PT FIELD GOAL PCT.	3FG	3GA	PCT
Tatum, Bos.	105	242	.434
Kennard, Det.	81	195	.415
Hart, LA-L	78	197	.396
Bogdanovic, Sac.	129	329	.392
Teodosic, LA-C	88	232	.379
Anunoby, Tor.	73	197	.371
Kuzma, LA-L	159	434	.366
Dorsey, Atl.	72	199	.362
Markkanen, Chi.	145	401	.362
D. Brooks, Mem.	94	264	.356

FREE THROW PCT.	FT	FTA	PCT
Kennard, Det.	65	76	.855
Markkanen, Chi.	140	166	.843
Bogdanovic, Sac.	100	119	.840
Tatum, Bos.	213	258	.826
Mason, Sac.	94	115	.817
Mitchell, Utah	239	297	.805
Allen, Bkn.	114	147	.776
James, Pho.-N.O.	64	84	.762
D. Brooks, Mem.	124	166	.747
Fox, Sac.	141	195	.723

STEALS PER GAME	G	STL	AVG
Simmons, Phi.	81	140	1.73
Ball, LA-L	52	88	1.69
Mitchell, Utah	79	118	1.49
Jackson, Pho.	77	80	1.04
Tatum, Bos.	80	83	1.04
Smith, Dal.	69	71	1.03
Fox, Sac.	73	70	0.96
Bogdanovic, Sac.	78	72	0.92
Wallace, LA-C	30	27	0.90
D. Brooks, Mem.	82	73	0.89

BLOCKS PER GAME	G	BLK	AVG
Allen, Bkn.	72	88	1.22
Collins, Atl.	74	80	1.08
Bell, G.S.	57	56	0.98
Simmons, Phi.	81	70	0.86
Ball, LA-L	52	43	0.83
Theis, Bos.	63	48	0.76
Tatum, Bos.	80	58	0.73
Kleber, Dal.	72	47	0.65
Adebayo, Mia.	69	41	0.59
Markkanen, Chi.	68	40	0.59

MINUTES PER GAME	G	MIN	AVG
Ball, LA-L	52	1780	34.2
Simmons, Phi.	81	2732	33.7
Mitchell, Utah	79	2638	33.4
Kuzma, LA-L	77	2401	31.2
Tatum, Bos.	80	2443	30.5
Markkanen, Chi.	68	2020	29.7
Smith, Dal.	69	2049	29.7
D. Brooks, Mem.	82	2350	28.7
Wallace, LA-C	30	851	28.4
Bogdanovic, Sac.	78	2175	27.9

2017-18 NBA TEAM STATISTICS (TOTALS FOR)

		FIELD GOALS			3-POINTERS			FREE THROWS			REBOUNDS			MISCELLANEOUS					SCORING		
TEAM	G	MADE	ATT.	PCT.	MADE	ATT.	PCT.	MADE	ATT.	PCT.	OFF.	DEF.	TOT.	AST	PF	DQ	STL	TO	BLK	PTS	AVG.
G.S.	82	3509	6980	.503	926	2370	.391	1360	1668	.815	691	2877	3568	2402	1607	4	656	1265	612	9304	113.5
Hou.	82	3174	6906	.460	1256	3470	.362	1609	2061	.781	739	2825	3564	1767	1597	7	699	1135	392	9213	112.4
N.O.	82	3500	7241	.483	837	2312	.362	1324	1716	.772	712	2924	3636	2195	1570	5	657	1223	485	9161	111.7
Tor.	82	3383	7169	.472	968	2705	.358	1422	1790	.794	800	2807	3607	1995	1783	5	626	1095	500	9156	111.7
Clev.	82	3311	6950	.476	981	2636	.372	1488	1909	.779	693	2761	3454	1916	1524	1	582	1126	312	9091	110.9
Den.	82	3338	7102	.470	940	2536	.371	1404	1830	.767	902	2748	3650	2059	1533	10	627	1226	404	9020	110.0
Phil.	82	3349	7098	.472	901	2445	.369	1405	1868	.752	893	2996	3889	2221	1811	9	682	1353	420	9004	109.8
Minn.	82	3365	7063	.476	658	1845	.357	1592	1980	.804	848	2593	3441	1861	1495	12	689	1021	345	8980	109.5
LA-C	82	3302	7004	.471	777	2196	.354	1556	2095	.743	832	2766	3598	1832	1638	7	628	1204	372	8937	109.0
Cha.	82	3197	7106	.450	824	2233	.369	1656	2216	.747	827	2901	3728	1770	1409	5	559	1041	373	8874	108.2
LA-L	82	3338	7248	.461	822	2384	.345	1364	1910	.714	876	2927	3803	1949	1736	11	633	1295	388	8862	108.1
OKC.	82	3271	7220	.453	881	2490	.354	1421	1985	.716	1024	2671	3695	1750	1653	6	743	1146	412	8844	107.9
Wash.	82	3275	7018	.467	814	2173	.375	1378	1786	.772	823	2713	3536	2065	1746	9	645	1196	353	8742	106.6
Brk.	82	3136	7114	.441	1041	2924	.356	1428	1850	.772	792	2852	3644	1941	1688	10	512	1245	390	8741	106.6
Milw.	82	3257	6807	.478	718	2024	.355	1499	1915	.783	688	2579	3267	1905	1752	8	722	1135	443	8731	106.5
Port.	82	3222	7132	.452	845	2308	.366	1372	1715	.800	835	2893	3728	1599	1599	7	573	1109	423	8661	105.6
Ind.	82	3345	7083	.472	741	2010	.369	1225	1573	.779	788	2684	3472	1819	1544	3	721	1088	340	8656	105.6
N.Y.	82	3334	7193	.464	673	1914	.352	1225	1557	.787	859	2752	3611	1912	1682	9	552	1208	421	8566	104.5
Utah	82	3139	6797	.462	887	2425	.366	1375	1766	.779	740	2807	3547	1839	1608	2	708	1205	420	8540	104.1
Bos.	82	3141	6975	.450	939	2492	.377	1308	1697	.771	767	2878	3645	1842	1618	7	604	1149	373	8529	104.0
Phoe.	82	3153	7141	.442	763	2286	.334	1453	1962	.741	842	2776	3618	1743	1807	19	569	1288	370	8522	103.9
Det.	82	3208	7129	.450	886	2373	.373	1207	1621	.745	830	2756	3586	1868	1508	7	628	1102	317	8509	103.8
Miami	82	3184	6997	.455	903	2506	.360	1209	1601	.755	763	2801	3564	1862	1648	11	620	1178	437	8480	103.4
Orl.	82	3182	7042	.452	844	2405	.351	1271	1678	.757	722	2692	3414	1921	1579	4	622	1192	400	8479	103.4
Atl.	82	3130	7015	.446	917	2544	.360	1298	1654	.785	743	2693	3436	1946	1606	12	638	1275	348	8475	103.4
Chi.	82	3170	7285	.435	906	2549	.355	1194	1574	.759	790	2872	3662	1923	1571	5	626	1147	289	8440	102.9
S.A.	82	3202	6999	.457	696	1977	.352	1324	1715	.772	849	2777	3626	1868	1408	3	628	1078	460	8424	102.7
Dall.	82	3128	7042	.444	967	2688	.360	1167	1530	.763	666	2717	3383	1858	1578	6	578	1007	310	8390	102.3
Mem.	82	3013	6788	.444	758	2152	.352	1361	1732	.786	779	2544	3323	1767	1900	15	613	1227	396	8145	99.3
Sac.	82	3179	7063	.450	738	1967	.375	1008	1371	.735	777	2578	3355	1768	1639	3	643	1125	340	8104	98.8

2017-18 NBA TEAM STATISTICS (TOTALS AGAINST)

	FIELD GOALS			3-POINTERS			FREE THROWS			REBOUNDS				MISCELLANEOUS					SCORING		
TEAM	MADE	ATT.	PCT.	MADE	ATT.	PCT.	MADE	ATT.	PCT.	OFF.	DEF.	TOT.	AST	PF	DQ	STL	TO	BLK	PTS	AVG.	DIFF
S.A.	3131	6911	.453	750	2154	.348	1175	1549	.759	756	2731	3487	1786	1619	7	622	1155	318	8187	99.8	+2.9
Utah	3057	6804	.449	778	2131	.365	1295	1680	.771	710	2702	3412	1636	1683	9	678	1224	380	8187	99.8	+4.3
Bos.	3066	6973	.440	769	2270	.339	1334	1748	.763	791	2804	3595	1744	1571	6	594	1159	364	8235	100.4	+3.6
Miami	3090	6873	.450	785	2181	.360	1476	1885	.783	744	2791	3535	1720	1587	5	616	1160	378	8441	102.9	+0.5
Port.	3146	7042	.447	794	2179	.364	1362	1803	.755	763	2755	3518	1655	1564	5	602	1036	418	8448	103.0	+2.6
Hou.	3244	7017	.462	829	2365	.351	1201	1610	.746	710	2738	3448	1837	1670	11	609	1194	363	8518	103.9	+8.5
Tor.	3149	7017	.449	731	2046	.357	1489	1941	.767	806	2672	3478	1785	1633	9	588	1176	401	8518	103.9	+7.8
Det.	3206	6988	.459	908	2527	.359	1201	1548	.776	756	2833	3589	2064	1511	4	597	1215	398	8521	103.9	-0.1
Ind.	3230	6953	.465	870	2496	.349	1213	1602	.757	838	2685	3523	1905	1514	5	577	1271	428	8543	104.2	+1.4
OKC.	3156	6885	.458	920	2507	.367	1332	1733	.769	781	2676	3457	1911	1750	8	630	1314	377	8564	104.4	+3.4
Phil.	3120	7185	.434	829	2427	.342	1566	2102	.745	818	2641	3459	1782	1670	15	697	1173	417	8635	105.3	+4.5
Dall.	3219	6870	.469	874	2411	.363	1327	1754	.757	725	3027	3752	1929	1604	2	594	1126	369	8639	105.4	-3.0
Mem.	3046	6587	.462	874	2377	.368	1688	2196	.769	782	2703	3485	1816	1674	4	662	1211	421	8654	105.5	-6.2
Sac.	3177	6759	.470	976	2586	.377	1347	1760	.765	745	2843	3588	1939	1422	4	636	1175	389	8677	105.8	-7.0
Wash.	3195	6918	.462	835	2393	.349	1469	1931	.761	805	2682	3487	1831	1639	9	641	1223	383	8694	106.0	+0.6
Milw.	3209	6863	.468	829	2225	.373	1509	1926	.783	817	2686	3503	1939	1633	8	585	1279	366	8756	106.8	-0.3
Minn.	3298	6942	.475	890	2431	.366	1311	1683	.779	803	2626	3429	1962	1711	6	529	1238	382	8797	107.3	+2.2
G.S.	3296	7380	.447	853	2392	.357	1369	1807	.758	893	2592	3485	1934	1516	4	717	1175	300	8814	107.5	+6.0
Cha.	3370	7199	.468	926	2467	.375	1187	1494	.795	691	2891	3582	2029	1839	9	542	1112	404	8853	108.0	+0.3
N.Y.	3233	7078	.457	917	2494	.368	1475	1906	.774	838	2702	3540	1965	1509	6	670	1094	389	8858	108.0	-3.6
Orl.	3355	7176	.468	819	2260	.362	1345	1741	.773	868	2892	3760	1998	1556	2	639	1166	402	8874	108.2	-4.8
Den.	3386	7113	.476	893	2364	.378	1234	1671	.738	800	2613	3413	2028	1699	11	654	1131	391	8899	108.5	+1.5
Atl.	3336	7107	.469	949	2519	.377	1301	1686	.772	841	2785	3626	2137	1661	8	710	1238	453	8922	108.8	-5.5
LA-C	3298	7193	.459	881	2477	.356	1457	1864	.782	871	2706	3577	2015	1803	10	699	1154	462	8934	109.0	+0.0
LA-L	3366	7374	.456	855	2469	.346	1402	1843	.761	840	2835	3675	1932	1679	10	682	1170	447	8989	109.6	-1.5
Clev.	3429	7238	.474	956	2596	.368	1200	1588	.756	812	2766	3578	2122	1696	5	613	1105	340	9014	109.9	+0.9
Chi.	3360	7115	.472	990	2678	.370	1307	1660	.787	691	3053	3744	2123	1425	6	588	1111	423	9017	110.0	-7.0
Brk.	3418	7334	.466	741	2010	.369	1471	1921	.766	853	2981	3834	1782	1615	7	630	1015	450	9048	110.3	-3.7
N.O.	3423	7539	.454	891	2509	.355	1317	1679	.784	887	2843	3730	1947	1669	14	670	1186	344	9054	110.4	+1.3
Phoe.	3426	7274	.471	895	2398	.373	1543	2014	.766	855	2906	3761	1910	1715	13	712	1098	488	9290	113.3	-9.4
AVG	**3248**	**7057**	**.460**	**860**	**2378**	**.362**	**1363**	**1778**	**.767**	**796**	**2772**	**3568**	**1905**	**1628**	**7**	**633**	**1169**	**395**	**8719**	**106.3**	**---**
TOTAL	**97435**	**211707**		**25807**	**71339**		**40903**	**53325**		**23890**	**83160**	**107050**	**57163**	**48837**	**222**	**18983**	**35084**	**11845**	**261580**		

YEAR IN REVIEW

2017-18 NBA TEAM STATISTICS (AVERAGES FOR)

		FIELD GOALS			3-POINTERS			FREE THROWS			REBOUNDS			MISCELLANEOUS					SCORING		
TEAM	G	MADE	ATT.	PCT.	MADE	ATT.	PCT.	MADE	ATT.	PCT.	OFF.	DEF.	TOT.	AST	PF	DQ	STL	TO	BLK	PTS
Atl.	82	38.17	85.55	.446	11.18	31.02	.360	15.83	20.17	.785	9.06	32.84	41.90	23.73	19.59	0.15	7.78	15.55	4.24	103.4
Bos.	82	38.30	85.06	.450	11.45	30.39	.377	15.95	20.70	.771	9.35	35.10	44.45	22.46	19.73	0.09	7.37	14.01	4.55	104.0
Brk.	82	38.24	86.76	.441	12.70	35.66	.356	17.41	22.56	.772	9.66	34.78	44.44	23.67	20.59	0.12	6.24	15.18	4.76	106.6
Cha.	82	38.99	86.66	.450	10.05	27.23	.369	20.20	27.02	.747	10.09	35.38	45.46	21.59	17.18	0.06	6.82	12.70	4.55	108.2
Chi.	82	38.66	88.84	.435	11.05	31.09	.355	14.56	19.20	.759	9.63	35.02	44.66	23.45	19.16	0.06	7.63	13.99	3.52	102.9
Clev.	82	40.38	84.76	.476	11.96	32.15	.372	18.15	23.28	.779	8.45	33.67	42.12	23.37	18.59	0.01	7.10	13.73	3.80	110.9
Dall.	82	38.15	85.88	.444	11.79	32.78	.360	14.23	18.66	.763	8.12	33.13	41.26	22.66	19.24	0.07	7.05	12.28	3.78	102.3
Den.	82	40.71	86.61	.470	11.46	30.93	.371	17.12	22.32	.767	11.00	33.51	44.51	25.11	18.70	0.12	7.65	14.95	4.93	110.0
Det.	82	39.12	86.94	.450	10.80	28.94	.373	14.72	19.77	.745	10.12	33.61	43.73	22.78	18.39	0.09	7.66	13.44	3.87	103.8
G.S.	82	42.79	85.12	.503	11.29	28.90	.391	16.59	20.34	.815	8.43	35.09	43.51	29.29	19.60	0.05	8.00	15.43	7.46	113.5
Hou.	82	38.71	84.22	.460	15.32	42.32	.362	19.62	25.13	.781	9.01	34.45	43.46	21.55	19.48	0.09	8.52	13.84	4.78	112.4
Ind.	82	40.79	86.38	.472	9.04	24.51	.369	14.94	19.18	.779	9.61	32.73	42.34	22.18	18.83	0.04	8.79	13.27	4.15	105.6
LA-C	82	40.27	85.41	.471	9.48	26.78	.354	18.98	25.55	.743	10.15	33.73	43.88	22.34	19.98	0.09	7.66	14.68	4.54	109.0
LA-L	82	40.71	88.39	.461	10.02	29.07	.345	16.63	23.29	.714	10.68	35.70	46.38	23.77	21.17	0.13	7.72	15.79	4.73	108.1
Mem.	82	36.74	82.78	.444	9.24	26.24	.352	16.60	21.12	.786	9.50	31.02	40.52	21.55	23.17	0.18	7.48	14.96	4.83	99.3
Miami	82	38.83	85.33	.455	11.01	30.56	.360	14.74	19.52	.755	9.30	34.16	43.46	22.71	20.10	0.13	7.56	14.37	5.33	103.4
Milw.	82	39.72	83.01	.478	8.76	24.68	.355	18.28	23.35	.783	8.39	31.45	39.84	23.23	21.37	0.10	8.80	13.84	5.40	106.5
Minn.	82	41.04	86.13	.476	8.02	22.50	.357	19.41	24.15	.804	10.34	31.62	41.96	22.70	18.23	0.15	8.40	12.45	4.21	109.5
N.O.	82	42.68	88.30	.483	10.21	28.20	.362	16.15	20.93	.772	8.68	35.66	44.34	26.77	19.15	0.06	8.01	14.91	5.91	111.7
N.Y.	82	40.66	87.72	.464	8.21	23.34	.352	14.94	18.99	.787	10.48	33.56	44.04	23.32	20.51	0.11	6.73	14.73	5.13	104.5
OKC.	82	39.89	88.05	.453	10.74	30.37	.354	17.33	24.21	.716	12.49	32.57	45.06	21.34	20.16	0.07	9.06	13.98	5.02	107.9
Orl.	82	38.80	85.88	.452	10.29	29.33	.351	15.50	20.46	.757	8.80	32.83	41.63	23.43	19.26	0.05	7.59	14.54	4.88	103.4
Phil.	82	40.84	86.56	.472	10.99	29.82	.369	17.13	22.78	.752	10.89	36.54	47.43	27.09	22.09	0.11	8.32	16.50	5.12	109.8
Phoe.	82	38.45	87.09	.442	9.30	27.88	.334	17.72	23.93	.741	10.27	33.85	44.12	21.26	22.04	0.23	6.94	15.71	4.51	103.9
Port.	82	39.29	86.98	.452	10.30	28.15	.366	16.73	20.91	.800	10.18	35.28	45.46	19.50	19.50	0.09	6.99	13.52	5.16	105.6
Sac.	82	38.77	86.13	.450	9.00	23.99	.375	12.29	16.72	.735	9.48	31.44	40.91	21.56	19.99	0.04	7.84	13.72	4.15	98.8
S.A.	82	39.05	85.35	.457	8.49	24.11	.352	16.15	20.91	.772	10.35	33.87	44.22	22.78	17.17	0.04	7.66	13.15	5.61	102.7
Tor.	82	41.26	87.43	.472	11.80	32.99	.358	17.34	21.83	.794	9.76	34.23	43.99	24.33	21.74	0.06	7.63	13.35	6.10	111.7
Utah	82	38.28	82.89	.462	10.82	29.57	.366	16.77	21.54	.779	9.02	34.23	43.26	22.43	19.61	0.02	8.63	14.70	5.12	104.1
Wash.	82	39.94	85.59	.467	9.93	26.50	.375	16.80	21.78	.772	10.04	33.09	43.12	25.18	21.29	0.11	7.87	14.59	4.30	106.6

2017-18 NBA TEAM STATISTICS (AVERAGES AGAINST)

		FIELD GOALS			3-POINTERS			FREE THROWS			REBOUNDS			MISCELLANEOUS					SCORING		
TEAM	G	MADE	ATT.	PCT.	MADE	ATT.	PCT.	MADE	ATT.	PCT.	OFF.	DEF.	TOT.	AST	PF	DQ	STL	TO	BLK	PTS
Atl.	82	40.68	86.67	.469	11.57	30.72	.377	15.87	20.56	.772	10.26	33.96	44.22	26.06	20.26	0.10	8.66	15.10	5.52	108.8
Bos.	82	37.39	85.04	.440	9.38	27.68	.339	16.27	21.32	.763	9.65	34.20	43.84	21.27	19.16	0.07	7.24	14.13	4.44	100.4
Brk.	82	41.68	89.44	.466	9.04	24.51	.369	17.94	23.43	.766	10.40	36.35	46.76	21.73	19.70	0.09	7.68	12.38	5.49	110.3
Cha.	82	41.10	87.79	.468	11.29	30.09	.375	14.48	18.22	.795	8.43	35.26	43.68	24.74	22.43	0.11	6.61	13.56	4.93	108.0
Chi.	82	40.98	86.77	.472	12.07	32.66	.370	15.94	20.24	.787	8.43	37.23	45.66	25.89	17.38	0.07	7.17	13.55	5.16	110.0
Clev.	82	41.82	88.27	.474	11.66	31.66	.368	14.63	19.37	.756	9.90	33.73	43.63	25.88	20.68	0.06	7.48	13.48	4.15	109.9
Dall.	82	39.26	83.78	.469	10.66	29.40	.363	16.18	21.39	.757	8.84	36.91	45.76	23.52	19.56	0.02	7.24	13.73	4.50	105.4
Den.	82	41.29	86.74	.476	10.89	28.83	.378	15.05	20.38	.738	9.76	31.87	41.62	24.73	20.72	0.13	7.98	13.79	4.77	108.5
Det.	82	39.10	85.22	.459	11.07	30.82	.359	14.65	18.88	.776	9.22	34.55	43.77	25.17	18.43	0.05	7.28	14.82	4.85	103.9
G.S.	82	40.20	90.00	.447	10.40	29.17	.357	16.70	22.04	.758	10.89	31.61	42.50	23.59	18.49	0.05	8.74	14.33	3.66	107.5
Hou.	82	39.56	85.57	.462	10.11	28.84	.351	14.65	19.63	.746	8.66	33.39	42.05	22.40	20.37	0.13	7.43	14.56	4.43	103.9
Ind.	82	39.39	84.79	.465	10.61	30.44	.349	14.79	19.54	.757	10.22	32.74	42.96	23.23	18.46	0.06	7.04	15.50	5.22	104.2
LA-C	82	40.22	87.72	.459	10.74	30.21	.356	17.77	22.73	.782	10.62	33.00	43.62	24.57	21.99	0.12	8.52	14.07	5.63	109.0
LA-L	82	41.05	89.93	.456	10.43	30.11	.346	17.10	22.48	.761	10.24	34.57	44.82	23.56	20.48	0.12	8.32	14.27	5.45	109.6
Mem.	82	37.15	80.33	.462	10.66	28.99	.368	20.59	26.78	.769	9.54	32.96	42.50	22.15	20.41	0.05	8.07	14.77	5.13	105.5
Miami	82	37.68	83.82	.450	9.57	26.60	.360	18.00	22.99	.783	9.07	34.04	43.11	20.98	19.35	0.06	7.51	14.15	4.61	102.9
Milw.	82	39.13	83.70	.468	10.11	27.13	.373	18.40	23.49	.783	9.96	32.76	42.72	23.65	19.91	0.10	7.13	15.60	4.46	106.8
Minn.	82	40.22	84.66	.475	10.85	29.65	.366	15.99	20.52	.779	9.79	32.02	41.82	23.93	20.87	0.07	6.45	15.10	4.66	107.3
N.O.	82	41.74	91.94	.454	10.87	30.60	.355	16.06	20.48	.784	10.82	34.67	45.49	23.74	20.35	0.17	8.17	14.46	4.20	110.4
N.Y.	82	39.43	86.32	.457	11.18	30.41	.368	17.99	23.24	.774	10.22	32.95	43.17	23.96	18.40	0.07	8.17	13.34	4.74	108.0
OKC.	82	38.49	83.96	.458	11.22	30.57	.367	16.24	21.13	.769	9.52	32.63	42.16	23.30	21.34	0.10	7.68	16.02	4.60	104.4
Orl.	82	40.91	87.51	.468	9.99	27.56	.362	16.40	21.23	.773	10.59	35.27	45.85	24.37	18.98	0.02	7.79	14.22	4.90	108.2
Phil.	82	38.05	87.62	.434	10.11	29.60	.342	19.10	25.63	.745	9.98	32.21	42.18	21.73	20.37	0.18	8.50	14.30	5.09	105.3
Phoe.	82	41.78	88.71	.471	10.91	29.24	.373	18.82	24.56	.766	10.43	35.44	45.87	23.29	20.91	0.16	8.68	13.39	5.95	113.3
Port.	82	38.37	85.88	.447	9.68	26.57	.364	16.61	21.99	.755	9.30	33.60	42.90	20.18	19.07	0.06	7.34	12.63	5.10	103.0
Sac.	82	38.74	82.43	.470	11.90	31.54	.377	16.43	21.46	.765	9.09	34.67	43.76	23.65	17.34	0.05	7.76	14.33	4.74	105.8
S.A.	82	38.18	84.28	.453	9.15	26.27	.348	14.33	18.89	.759	9.22	33.30	42.52	21.78	19.74	0.09	7.59	14.09	3.88	99.8
Tor.	82	38.40	85.57	.449	8.91	24.95	.357	18.16	23.67	.767	9.83	32.59	42.41	21.77	19.91	0.11	7.17	14.34	4.89	103.9
Utah	82	37.28	82.98	.449	9.49	25.99	.365	15.79	20.49	.771	8.66	32.95	41.61	19.95	20.52	0.11	8.27	14.93	4.63	99.8
Wash.	82	38.96	84.37	.462	10.18	29.18	.349	17.91	23.55	.761	9.82	32.71	42.52	22.33	19.99	0.11	7.82	14.91	4.67	106.0
ONE TEAM			**39.6**	**186.06**	**.460**	**10.49**	**29.00**	**.362**	**16.63**	**21.68**	**.767**	**9.71**	**33.80**	**43.52**	**23.24**	**19.85**	**0.09**	**7.72**	**14.26**	**4.82**	**106.3**
BOTH TEAMS			**79.2**	**2172.12**	**.460**	**20.98**	**58.00**	**.362**	**33.25**	**43.35**	**.767**	**19.42**	**67.61**	**87.03**	**46.47**	**39.70**	**0.18**	**15.43**	**28.52**	**9.63**	**212.7**

2017-18 NBA TEAM STATISTICS (RANK AGAINST)

	ATL	BOS	BKN	CHA	CHI	CLE	DAL	DEN	DET	GS	HOU	IND	LAC	LAL	MEM	MIA	MIL	MIN	NO	NY	OKC	ORL	PHI	PHO	POR	SAC	SA	TOR	UTA	WAS
PPG	25	20	14	10	26	5	28	6	22	1	2	17	9	11	29	23	15	8	3	18	12	24	7	21	16	30	27	4	19	13
FG%	25	21	29	24	30	5	26	10	23	1	15	6	9	14	27	17	3	4	2	12	18	19	8	28	20	22	16	7	13	11
FT%	7	17	14	24	20	10	19	18	25	1	9	11	26	30	6	22	8	2	15	5	29	21	23	27	3	28	13	4	12	16
3FG%	15	2	20	8	21	6	17	7	5	1	14	9	23	29	25	16	22	19	13	27	24	28	10	30	11	3	26	18	12	4
ORPG	22	20	15	12	16	27	30	2	11	28	24	17	10	4	18	21	29	7	26	5	1	25	3	8	9	19	6	14	23	13
DRPG	23	6	9	4	8	17	21	20	18	7	10	25	16	2	30	13	28	27	3	19	26	24	1	15	5	29	14	11t	11t	22
RPG	25	8	9	3t	6	23	27	7	16	17	18t	22	15	2	29	18t	30	24	10	13	5	26	1	12	3t	28	11	14	20	21
APG	8	20	9	24	10	12	19	5	15t	1	26t	23	22	7	26t	17	14	18	3	13	28	11	2	29	30	25	15t	6	21	4
SPG	12	23	30	28	18t	24	25	17	14t	9	5	3	14t	13	22	21	2	6	8	29	1	20	7	27	26	11	14t	18t	4	10
TPG	27	15	25	3	14	10	1	23	7	26	11t	5	19	29	24	16	11t	2	22	21	13	17	30	28	8	9	4	6	20	18
BPG	23	18t	16	18t	30	28	29	12	27	1	15	25t	20	17	14	6	5	24	3	8	11	13	9t	21	7	25t	4	2	9t	22
FPG	14	17	23	2	9	5	10	6	4	15	12	7	18	24	30	20	26	3	8	22	21	11	29	28	13	19	1	27	16	25
DQ	27t	14t	23t	8t	8t	1	12t	23t	14t	6t	14t	3t	14t	25t	29	25t	19	27t	8t	20t	12t	6t	20t	30	14t	3t	3t	8t	2	20t

2017-18 NBA TEAM STATISTICS (RANK FOR)

	ATL	BOS	CHA	CHI	CLE	DAL	DEN	DET	GS	HOU	IND	LAC	LAL	MEM	MIA	MIL	MIN	NJ	NO	NY	OKC	ORL	PHI	PHO	POR	SAC	SA	TOR	UTA	WAS
PPG	23	3	28	19	27	26	12	22	8	18	6t	9	24	25	13	4	16	17	29	20	10	21	11	30	5	14	1t	6t	1t	15
FG%	24	2	19	22	27	28	23	30	14	3	16	18	13	10	17	7	21	29	9	11	12	20	1	26	4	25	8	5	6	15
FT%	20	12	14	30	29	5	6	1	23	8	3	7	25	10	18	26	27	24	28	22	17	21	2	15	4	13	9	16	19	11
3FG%	28	1	23	27	24	22	15	30	12	10	7	5	9	3	21	13	25	18	8	20	19	14	2	26	16	29	4	11	17	6
ORPG	24	13	25	1t	1t	18	5	14	8t	30	3t	21t	28	23	12	6	19	15	29	21t	11	27	20	26	10	7	8t	17	3t	16
DRPG	18	20	28	25	30	17	29	2	21	1	15	8	13	22	12	19	9	3	23t	10t	6	26	4	27	16	23t	14	5	10t	7
RPG	23	22	30	19	26	18	27	2	21	8t	4	14	17	24	8t	15	12	3	25	16	5	28	6	29	13	20	10t	7	1	10t
APG	30	4	5t	26	29	28	15	25	27	17	11	12	24	16	9	3	18t	21	20	22	14	23	5t	13	2	18t	8	7	1	10
SPG	28	7t	15t	2	5t	12	7t	20	9	30	11	3	27	25	21	13	4	1	22t	22t	15t	18	26	29	10	17	14	5t	24	19
TPG	4t	19	30	24	25	26	23	22	8	13t	10	3	21	16	9	18	2	4t	11	28	1	17	15	27	29	13t	20	12	6	7
BPG	28	6	27	20	24	3	8	16	17	1	5	25	29	26	23	10	7	12	4	14t	9	19	21	30	22	14t	2	18	11	13
FPG	14	22	19	1	29	7	20	6	27	25	11t	26	2	9	10	21	16t	5	13	28	3	24	11t	4	23	30	18	16t	8	15
DQ	12t	17t	15t	8t	17t	21t	29t	4t	25t	25t	4t	21t	6t	6t	25t	21t	12t	17t	2	17t	12t	29t	1	3	21t	25t	15t	8t	8t	8t

2017-18 NBA TEAM STATISTICS (COMBINED RANK)

	ATL	BOS	CHA	CHI	CLE	DAL	DEN	DET	GS	HOU	IND	LAC	LAL	MEM	MIA	MIL	MIN	NJ	NO	NY	OKC	ORL	PHI	PHO	POR	SAC	SA	TOR	UTA	WAS
PPG/diff	26	6	24	17	29	14	22	11	19	3	1	12	18	21	27	16	20	10	13	23	7	25	4	30	9	28	8	2	5	15
OR%	22	18	24	16	25	27	30	2	13	23	21	12	8	7	15	19	26	4	28	5	1	29	3	14	10	20	6	11	17	9
DR%	27	11	19	1	2	17	7	15	10	25	3	26	28	12	22	6	29	24	20	21	16	30	9	23	5	14	8	13	4	18
TR%	26	17	23	4	10	25	27	3	11	24	9	21	18	8	22	16	29	13	28	12	1	30	2	20	5	19	6	14	7	15

2017-18 MISCELLANEOUS STATS

	PPG GAME		FG%		TPG	REB %		>100 PTS		OVERTIME		3-PT GAMES		10+ PTs					
TEAM	OWN	OPP.	OWN	OPP.	OWN	OPP.	OWN	OPP.	OFF.	DEF.	TOT.	OWN	OPP.	W	L	W	L	W	L
Atlanta	103.4	108.8	.446	.469	15.5	15.1	.211	.762	.486	31	16	0	1	6	8	8	35
Boston	104.0	100.4	.450	.440	14.0	14.1	.215	.784	.500	27	41	2	2	11	8	25	9
Brooklyn	106.6	110.3	.441	.466	15.2	12.4	.210	.770	.490	23	14	1	5	5	7	9	27
Charlotte	108.2	108.0	.450	.468	12.7	13.6	.222	.808*	.515	24	16	2	2	1	5	23	23
Chicago	102.9	110.0	.435	.472	14.0	13.5	.206	.806	.506	32	14	2	3	9	5	6	30
Cleveland	110.9	109.9	.476	.474	13.7	13.5	.200	.773	.487	16	19	2	0	8	5	17	20
Dallas	102.3	105.4	.444	.469	12.3*	13.7	.180	.789	.485	36	29	0	5	2	9	11	20
Denver	110.0	108.5	.470	.476	15.0	13.8	.257	.775	.516	17	17	3	4	10	5	21	15
Detroit	103.8	103.9	.450	.459	13.4	14.8	.227	.785	.506	28	28	1	4	4	7	19	23
Golden State	113.5*	107.5	.503*	.447	15.4	14.3	.210	.763	.487	12	20	2	0	5	1	38	13
Houston	112.4	103.9	.460	.462	13.8	14.6	.213	.799	.506	8	35	2	0	5	3	38	8
Indiana	105.6	104.2	.472	.465	13.3	15.5	.227	.762	.494	27	30	3	0	11	2	20	16
L.A. Clippers	109.0	109.0	.471	.459	14.7	14.1	.235	.761	.498	15	15	0	1	8	2	22	19
L.A. Lakers	108.1	109.6	.461	.456	15.8	14.3	.236	.777	.507	21	18	3	5	6	7	18	21
Memphis	99.3	105.5	.444	.462	15.0	14.8	.224	.765	.494	42	25	0	1	5	12	8	26
Miami	103.4	102.9	.455	.450	14.4	14.1	.215	.790	.502	32	33	3	6	9	9	16	13
Milwaukee	106.5	106.8	.478	.468	13.8	15.6	.204	.759	.482	24	22	3	3	7	4	14	16
Minnesota	109.5	107.3	.476	.475	12.5	15.1	.244	.764	.504	16	23	3	2	7	7	25	12
New Orleans	111.7	110.4	.483	.454	14.9	14.5	.200	.767	.484	15	14	7	2	7	3	19	16
New York	104.5	108.0	.464	.457	14.7	13.3	.241	.767	.504	24	19	1	4	2	7	15	30
Oklahoma City	107.9	104.4	.453	.458	14.0	16.0*	.277*	.774	.525*	20	27	3	1	8	10	24	11
Orlando	103.4	108.2	.452	.468	14.5	14.2	.200	.756	.478	27	21	2	0	3	5	10	27
Philadelphia	109.8	105.3	.472	.434*	16.5	14.3	.253	.786	.519	15	22	1	1	4	7	31	11
Phoenix	103.9	113.3	.442	.471	15.7	13.4	.225	.765	.495	30	10	0	1	6	5	5	40
Portland	105.6	103.0	.452	.447	13.5	12.6	.233	.791	.512	20	33	2	1	8	8	20	12
Sacramento	98.8	105.8	.450	.470	13.7	14.3	.215	.776	.495	44	25	3	0	6	5	5	32
San Antonio	102.7	99.8*	.457	.453	13.1	14.1	.237	.786	.512	32	42	1	1	8	10	25	17
Toronto	111.7	103.9	.472	.449	13.4	14.3	.230	.777	.504	14	33	4	2	5	7	33	5
Utah	104.1	99.8*	.462	.449	14.7	14.9	.215	.798	.507	31	41	2	1	4	5	31	19
Washington	106.6	106.0	.467	.462	14.6	14.9	.235	.771	.503	22	23	3	3	5	7	22	12
COMPOSITE; 2460 games	106.3			.460		14.3		.223	.777		725	725	61		185		578

** - League Leader*

REBOUND PERCENTAGES
OFF. - Percentage of a given team's missed shots which that team rebounds.
DEF. - Percentage of opponents' missed shots which a given team rebounds.
TOT. - Average of offensive and defensive rebound percentages.

OPPONENTS

ATLANTA HAWKS

GENERAL INFORMATION

Lloyd Pierce

Franchise Timeline (Established) ..... Tri-Cities Blackhawks (1949-50), Milwaukee Hawks (1951-52), ... St. Louis Hawks (1955-56), Atlanta Hawks (1968-69)
Address ..... Emory Sports Medicine Complex: 1968 Hawks Lane, Brookhaven , GA 30329
Principal Owner & Chair of the Board of Directors/NBA Governor ..... Tony Ressler
Vice Chair of Board of Directors ..... Grant Hill
Alternate NBA Governor ..... Steven Price
CEO, Atlanta Hawks Basketball Club/State Farm Arena ..... Steve Koonin
General Manager and Head of Basketball Operations ..... Travis Schlenk
Head Coach ..... Lloyd Pierce
Assistant Coaches ..... Melvin Hunt, Chris Jent, Greg Foster, Marlon Garnett, Matt Hill
Special Assistant to the Head Coach ..... Nate Babcock
Executive Director of Athletic Performance and Sports Medicine ..... Chelsea Lane
Head Athletic Trainer ..... Scottie Parker
Head Strength & Conditioning Coach ..... Michael Irr
Public Relations ..... Garin Narain, Jon Steinberg, Jelani Downing
Home Court ..... State Farm Arena (16,600)

BROADCAST INFORMATION

Radio ..... WZGC (92.9 FM): Steve Holman,
Television ..... FOX Sports Southeast: Bob Rathbun, Dominique Wilkins, Andre Aldridge and Rebecca Kaple

2018-19 SCHEDULE
10/29/18 ..... @ PHI
1/11/19 ..... @ PHI
3/23/19 ..... @ ATL
4/3/19 ..... @ ATL

ALL-TIME SERIES RESULTS
Overall: 191-186
Home: 109-60
Away: 62-111
Neutral: 20-15

PLAYOFFS
Overall: 46-54
Home: 31-16
Away: 15-38

ALL-TIME SERIES INFORMATION

76ers Largest Margin of Victory: 47, 12/8/82
76ers Most Pts. Scored: 144, 2/23/61
76ers Fewest Pts. Scored: 68, 4x last 2/26/54

Hawks Largest Margin of Victory: 42, 4/5/89
Hawks Most Pts. Scored: 149, 1/30/93
Hawks Fewest Pts. Scored: 59, 11/10/53

ATLANTA HAWKS

76ERS 2017-18 SEASON SERIES STATISTICS VS. HAWKS

2017-2018 SEASON SERIES (3-0) PHILADELPHIA 76ERS VS. ATLANTA

				-FIELD GOALS-			-3-POINT FG--			-FREE THROWS-			--REBOUNDS--											
PLAYER	G	GS	MIN	FG	FGA	PCT	FG	FGA	PCT	FT	FTA	PCT	OFF	DEF	TOT	AST	PF	DQ	STL	TO	BLK	PTS	AVG	HI
Ilyasova (TOT)	2	0	61	16	32	.500	6	16	.375	9	12	.750	5	19	24	4	2	0	2	4	3	47	23.5	26
Ilyasova (PHI)	2	0	61	16	32	.500	6	16	.375	9	12	.750	5	19	24	4	2	0	2	4	3	47	23.5	26
Embiid	1	1	30	9	16	.563	1	3	.333	2	5	.400	2	10	12	6	4	0	3	2	3	21	21.0	21
Redick	3	3	90	20	42	.476	8	18	.444	7	10	.700	0	7	7	11	5	0	0	6	0	55	18.3	28
Belinelli (TOT)	2	0	60	11	29	.379	6	20	.300	3	4	.750	0	6	6	6	4	0	3	1	1	31	15.5	20
Belinelli (PHI)	2	0	60	11	29	.379	6	20	.300	3	4	.750	0	6	6	6	4	0	3	1	1	31	15.5	20
Simmons	3	3	89	19	36	.528	0	1	.000	8	17	.471	5	30	35	26	10	1	5	12	3	46	15.3	19
Bayless	1	0	31	5	9	.556	2	5	.400	2	2	1.000	1	1	2	3	3	0	1	0	1	14	14.0	14
Covington	3	3	97	13	33	.394	9	25	.360	3	4	.750	1	10	11	10	7	0	4	7	4	38	12.7	22
Johnson	3	2	59	12	15	.800	1	3	.333	2	4	.500	9	18	27	11	11	0	3	1	1	27	9.0	15
Holmes	2	0	38	7	12	.583	0	2	.000	1	2	.500	3	5	8	3	5	0	0	2	1	15	7.5	8
Fultz	2	0	38	6	14	.429	0	0	---	2	4	.500	2	4	6	3	4	0	3	1	0	14	7.0	10
Luwawu-Cabarrot	1	0	16	2	7	.286	2	6	.333	0	2	.000	1	1	2	2	1	0	0	3	0	6	6.0	6
McConnell	3	0	61	8	16	.500	0	0	---	0	0	---	2	7	9	11	6	0	1	3	1	16	5.3	12
Saric	3	3	46	3	19	.158	3	10	.300	2	2	1.000	4	6	10	3	3	0	2	7	0	11	3.7	6
Jackson (TOT)	1	0	4	0	0	---	0	0	---	0	0	---	0	0	0	0	0	0	1	2	0	0	0.0	0
Korkmaz	1	0	5	0	1	.000	0	1	.000	0	0	---	0	1	1	0	1	0	0	0	0	0	0.0	0
76ERS	3	-	720	131	281	.466	38	110	.345	41	68	.603	35	125	160	99	66	1	27	49	18	341	113.7	121
HAWKS	3	-	720	118	293	.403	30	99	.303	47	68	.691	35	112	147	73	66	2	30	45	11	313	104.3	113

HAWKS 2017-18 SEASON SERIES STATISTICS VS. 76ERS

2017-2018 SEASON SERIES (0-3) ATLANTA HAWKS VS. PHILADELPHIA

				-FIELD GOALS-			-3-POINT FG--			-FREE THROWS-			--REBOUNDS--											
PLAYER	G	GS	MIN	FG	FGA	PCT	FG	FGA	PCT	FT	FTA	PCT	OFF	DEF	TOT	AST	PF	DQ	STL	TO	BLK	PTS	AVG	HI
Schroder	1	1	33	10	17	.588	2	2	1.000	3	3	1.000	0	3	3	6	2	0	0	4	0	25	25.0	25
Prince	3	3	95	21	59	.356	7	27	.259	7	10	.700	4	14	18	12	6	0	6	7	2	56	18.7	27
Babbitt	1	0	25	7	12	.583	2	4	.500	0	0	---	0	5	5	0	1	0	0	2	0	16	16.0	16
Lee	2	2	61	11	28	.393	2	10	.200	3	6	.500	0	7	7	1	4	0	3	0	0	27	13.5	20
Dedmon	3	3	76	12	31	.387	2	6	.333	9	11	.818	7	24	31	3	7	0	1	4	5	35	11.7	14
Taylor	3	1	76	14	42	.333	0	5	.000	2	2	1.000	0	7	7	13	8	0	3	8	0	30	10.0	12
Dorsey	3	0	50	10	26	.385	4	11	.364	3	4	.750	0	6	6	5	5	0	1	3	0	27	9.0	17
A. White	1	0	20	3	11	.273	3	8	.375	0	0	---	0	6	6	1	1	0	1	1	0	9	9.0	9
Collins	3	2	74	10	20	.500	2	4	.500	3	9	.333	13	13	26	13	12	1	2	6	3	25	8.3	13
Bazemore	1	1	27	1	4	.250	1	3	.333	5	8	.625	0	4	4	3	4	0	4	3	0	8	8.0	8
Belinelli	1	0	29	2	11	.182	1	7	.143	3	4	.750	1	1	2	4	0	0	0	0	0	8	8.0	8
Delaney	1	0	9	3	3	1.000	1	1	1.000	1	1	1.000	0	1	1	1	1	0	2	1	0	8	8.0	8
Bembry	1	1	22	3	7	.429	0	0	---	1	2	.500	0	4	4	7	2	0	5	2	0	7	7.0	7
Plumlee	2	0	35	4	4	1.000	0	0	---	3	4	.750	8	7	15	2	3	0	0	2	1	11	5.5	7
Muscala	3	1	73	5	16	.313	2	10	.200	4	4	1.000	2	9	11	2	4	0	2	1	0	16	5.3	9
Cleveland (TOT)	1	0	13	2	2	1.000	1	1	1.000	0	0	---	0	0	0	0	6	1	0	0	0	5	5.0	5
Cleveland (ATL)	1	0	13	2	2	1.000	1	1	1.000	0	0	---	0	0	0	0	6	1	0	0	0	5	5.0	5
Brussino	1	0	1	0	0	---	0	0	---	0	0	---	0	1	1	0	0	0	0	0	0	0	0.0	0
HAWKS	3	-	720	118	293	.403	30	99	.303	47	68	.691	35	112	147	73	66	2	30	45	11	313	104.3	113
76ERS	3	-	720	131	281	.466	38	110	.345	41	68	.603	35	125	160	99	66	1	27	49	18	341	113.7	121

ATLANTA HAWKS

ALL-TIME MEETINGS

DATE			PHI	OPP
11/30/49	A	W	87	71
3/12/50	H	W	96	72
12/8/50	A	W	86	85
12/26/50	A	L	100	102
1/1/51	H	W	106	89
1/28/51	H	W	104	83
1/30/51	A	L	87	96
2/2/51	A	L	90	96*
2/15/51	H	W	94	80
3/18/51	H	W	97	89
11/15/51	H	W	97	95
12/19/51	A	L	97	103
1/3/52	H	W	107	81
1/27/52	H	W	91	86
2/6/52	A	L	88	99
2/24/52	H	L	75	77
2/27/52	A	L	81	88
3/12/52	A	W	89	71
3/13/52	H	W	89	70
11/8/52	A	L	83	106
11/13/52	H	W	96	81
11/30/52	H	W	78	66
12/16/52	N	L	83	88
12/18/52	A	L	77	91
12/20/52	H	W	90	86
12/31/52	A	L	87	97
2/4/53	A	L	92	105
2/17/53	N	W	84	65
3/12/53	H	W	84	70
3/17/53	H	W	72	68
11/14/53	A	L	66	77
11/26/53	H	W	93	86
11/28/53	N	L	80	91
12/13/53	H	W	108	74
12/19/53	A	W	90	83
12/30/53	N	W	96	89
1/1/54	A	L	92	95
2/10/54	A	L	79	94
2/25/54	H	L	96	101
3/11/54	H	W	97	95*
11/6/54	A	L	84	107
11/21/54	H	W	110	104
12/9/54	H	W	120	107
12/11/54	A	L	90	94
1/1/55	H	W	108	102
1/20/55	H	W	92	87
1/28/55	A	L	90	101
2/4/55	A	L	88	114
2/8/55	N	W	115	88
2/9/55	A	L	94	104
2/17/55	H	W	107	93
2/22/55	N	L	95	97
11/24/55	H	W	111	103
11/29/55	N	L	97	105
12/11/55	H	W	101	89
12/17/55	A	W	110	104
12/30/55	N	L	103	110
1/7/56	H	L	99	105*
1/13/56	A	L	104	119
1/21/56	N	L	96	100
2/9/56	H	L	97	98
3/1/56	H	W	111	100
3/7/56	A	L	98	111
3/14/56	A	L	103	122
11/11/56	H	L	83	94
11/24/56	A	L	99	114
12/9/56	H	W	116	110
12/30/56	A	L	92	105
1/4/57	N	W	116	106
1/23/57	A	L	108	140
1/30/57	A	W	119	116
1/31/57	H	W	105	104
2/5/57	N	L	101	105
2/17/57	H	W	116	106
3/9/57	H	W	104	102
3/10/57	A	W	94	92
11/2/57	A	L	83	107
11/3/57	N	L	95	113
11/30/57	A	L	112	118
12/1/57	H	W	118	109
1/4/58	H	W	115	106
1/17/58	A	L	99	120
1/25/58	H	W	112	100
1/26/58	A	L	95	118
2/9/58	H	W	123	98
2/11/58	N	W	84	76
2/12/58	A	L	101	119
3/2/58	H	L	100	107
11/5/58	H	L	115	117
12/4/58	N	L	114	116

DATE			PHI	OPP
12/6/58	A	W	101	92
12/7/58	H	W	108	104
12/16/58	N	L	104	108
12/29/58	A	L	105	107
1/21/59	H	W	134	112
2/1/59	A	L	137	139*
2/14/59	A	L	121	124
2/19/59	H	W	113	105
3/4/59	A	L	114	120
3/5/59	H	W	142	118
10/24/59	H	L	109	121
11/18/59	H	W	138	103
11/20/59	A	L	101	114
12/20/59	H	L	127	132
1/3/60	H	W	114	113
1/4/60	A	L	120	127
1/5/60	N	W	145	143*
1/12/60	N	W	127	120
1/23/60	A	L	121	130
1/24/60	H	L	110	131
2/5/60	A	L	100	124
3/3/60	H	W	149	108
3/6/60	A	L	117	126
11/19/60	H	L	94	114
11/26/60	A	L	110	129
12/7/60	A	W	142	134
12/15/60	N	L	105	115
1/1/61	H	L	96	113
1/12/61	N	L	118	124*
1/21/61	H	W	127	124
2/8/61	H	W	130	108
2/19/61	H	L	106	116
2/24/61	A	L	128	144
3/8/61	A	L	127	136
3/11/61	A	L	116	126
3/12/61	H	L	134	136*
11/4/61	A	L	107	127
12/8/61	A	L	111	123
12/9/61	H	L	102	106
12/25/61	H	L	122	127
1/13/62	N	W	127	117
1/19/62	A	L	103	128
1/20/62	H	L	101	107
2/8/62	H	W	122	110
2/22/62	N	L	106	134
2/23/62	A	L	107	121
2/25/62	H	L	106	110
3/13/62	A	L	110	142
10/27/62	A	L	98	118
11/16/62	H	W	113	105
11/22/62	N	W	130	120
12/1/62	A	L	110	129
12/8/62	H	W	102	97
1/11/63	A	L	117	134
1/19/63	H	W	149	148*
2/1/63	A	W	125	111
2/6/63	H	W	126	109
2/15/63	N	L	114	123
3/16/63	H	L	121	125
3/17/63	A	L	116	125
11/1/63	H	L	102	119
11/29/63	N	L	78	112
12/13/63	H	L	84	111
1/11/64	H	W	115	108
1/12/64	A	L	112	123
1/31/64	A	L	97	114
2/1/64	H	L	111	119
2/9/64	A	L	109	120
2/18/64	N	L	93	103
2/21/64	H	W	144	119
3/1/64	A	L	93	108
3/3/64	N	L	94	108
11/12/64	N	W	110	109
11/14/64	H	L	102	113
11/21/64	N	W	108	96
12/11/64	H	L	109	118
1/15/65	A	L	95	104
1/23/65	N	W	104	100
1/27/65	A	L	98	115
1/29/65	H	W	118	105
3/6/65	H	W	103	98
3/7/65	A	L	111	133
11/6/65	A	L	91	101
11/12/65	H	W	123	114
12/3/65	A	W	119	103
12/28/65	H	W	102	93
1/14/66	H	W	112	100
1/16/66	A	L	122	137
2/6/66	A	L	99	100
2/12/66	N	L	83	85

DATE			PHI	OPP
3/5/66	H	W	102	85
3/6/66	A	W	113	110
10/29/66	H	W	138	96
11/5/66	A	L	87	105
12/11/66	A	L	103	117
12/28/66	H	W	113	108
1/15/67	A	W	110	95
1/24/67	H	L	106	118
2/12/67	A	L	112	113
3/8/67	A	W	115	113*
3/11/67	H	L	114	116
10/28/67	A	L	95	104
11/18/67	H	L	111	116
12/14/67	A	L	101	102
12/29/67	H	W	133	123
1/28/68	A	L	103	115
1/30/68	H	W	125	118
3/3/68	A	W	133	127
3/8/68	H	W	101	96
11/1/68	A	L	99	118
11/30/68	H	L	113	117*
1/11/69	H	L	101	111
1/24/69	A	W	120	111
2/9/69	A	L	117	122*
2/16/69	H	W	127	102
3/12/69	H	L	117	126
11/1/69	H	L	123	131
11/26/69	A	W	135	114
12/5/69	A	W	105	104
1/4/70	H	W	130	120
1/28/70	A	L	100	112
3/6/70	H	W	150	134
10/31/70	H	L	102	133
11/4/70	A	L	113	115
1/2/71	H	L	120	125
1/10/71	A	W	115	107
1/31/71	A	L	126	132
2/2/71	H	W	108	105
12/28/71	H	L	116	120
12/31/71	A	L	119	131
1/30/72	A	L	114	130
3/15/72	H	L	115	120
3/17/72	N	L	111	127
3/22/72	A	L	106	113
10/23/72	A	L	85	105
12/1/72	H	L	99	105
12/2/72	A	L	120	131
12/30/72	N	L	107	117
1/13/73	H	L	95	111
2/3/73	H	L	100	104
2/4/73	A	L	115	123
10/13/73	H	L	106	111
10/19/73	A	L	102	133
12/31/73	A	L	97	106
1/5/74	N	L	102	108*
1/25/74	A	L	97	112
2/1/74	N	L	105	106
3/16/74	H	L	127	146
3/27/74	H	W	117	108
11/1/74	A	L	98	114
11/23/74	H	W	98	96
12/17/74	A	W	113	109
12/18/74	H	L	99	131
1/19/75	A	L	100	102
2/7/75	A	W	98	95
3/5/75	H	L	107	116
4/5/75	H	L	97	111
11/14/75	A	W	119	109
12/20/75	H	L	97	111
1/11/76	H	W	118	107
1/16/76	A	L	110	118
3/3/76	H	W	123	110
3/20/76	H	L	96	103*
3/21/76	A	L	100	108
11/23/76	H	W	116	102
1/22/77	H	W	109	94
1/23/77	A	W	91	83
4/3/77	A	L	90	96
11/18/77	A	W	121	112
1/8/78	H	W	94	91
3/10/78	H	W	120	109
3/12/78	A	W	105	103
1/20/79	H	L	102	108
1/21/79	A	W	91	87
3/7/79	H	W	114	107
3/25/79	A	L	94	103
11/10/79	H	W	95	94
12/19/79	A	L	89	112
12/22/79	H	W	126	113
2/6/80	A	L	110	129

DATE			PHI	OPP
3/7/80	A	L	92	111
3/30/80	H	W	116	110
11/1/80	H	W	117	113*
1/28/81	A	L	101	104
2/4/81	H	W	107	104
3/1/81	A	L	107	114
3/22/81	H	W	126	94
3/29/81	A	L	94	98
12/4/81	A	L	103	111
12/19/81	H	W	123	118*
1/8/82	A	L	90	96
3/21/82	H	L	111	123
3/28/82	A	W	116	98
4/11/82	H	L	109	110*
11/6/82	H	W	119	115**
12/10/82	A	L	97	123
12/21/82	H	W	122	105
3/4/83	A	L	110	115
3/16/83	H	W	105	100
4/17/83	A	L	101	114
11/19/83	H	W	92	91
12/4/83	A	W	121	114*
1/13/84	H	L	104	105
1/25/84	A	L	98	102
2/12/84	A	W	109	91
3/25/84	H	W	119	114**
11/9/84	A	L	119	130
12/12/84	H	W	110	107
1/20/85	A	L	97	113
1/30/85	H	W	122	104
3/29/85	A	L	108	112
4/9/85	H	W	113	104
11/22/85	A	L	103	110
11/26/85	H	L	91	98
12/21/85	H	W	108	102
1/26/86	A	L	103	105
3/16/86	A	L	101	118
4/6/86	H	W	95	94
11/25/86	H	W	102	100
12/5/86	A	L	106	108
12/19/86	H	W	122	100
1/25/87	A	L	96	111
3/29/87	A	L	100	118
4/5/87	H	W	106	104*
11/20/87	H	W	116	85
12/20/87	A	L	87	124
12/22/87	H	L	115	118
1/31/88	A	L	85	100
3/25/88	A	W	97	93
4/10/88	H	L	108	117
11/5/88	H	W	129	115
12/9/88	A	L	107	121
1/18/89	H	W	115	104
1/20/89	A	L	109	117
3/26/89	A	L	103	105
3/28/89	H	W	117	115*
11/14/89	A	L	94	96
12/22/89	A	W	89	88
3/11/90	A	L	105	107
3/28/90	H	W	122	104
4/22/90	H	L	98	118
12/1/90	H	W	116	110
12/19/90	A	L	105	115
1/25/91	H	W	116	94
3/17/91	A	L	105	110
4/18/91	H	W	122	97
11/15/91	A	L	97	122
1/17/92	A	L	95	98
2/1/92	H	W	126	110
4/14/92	H	L	94	99
11/13/92	A	W	126	115
11/28/92	H	L	109	117
2/5/93	A	L	93	105
3/10/93	H	L	100	104
3/31/93	A	L	103	109
11/10/93	H	L	89	91
12/13/93	A	L	107	112
1/10/94	H	W	99	94
3/27/94	A	L	122	124*
4/3/94	H	L	112	135
11/26/94	H	L	99	108
12/23/94	A	W	85	77
3/24/95	H	L	75	107
4/7/95	A	L	81	91
12/9/95	H	L	98	124
12/13/95	A	L	100	111
3/13/96	A	L	100	110
3/29/96	H	L	95	101
11/8/96	A	W	115	105
1/22/97	A	W	127	125*

DATE			PHI	OPP
3/28/97	H	W	113	105
4/18/97	H	L	113	119
11/15/97	H	L	101	107
12/15/97	A	L	83	100
3/22/98	A	L	90	108
3/29/98	H	W	99	94
3/26/99	H	L	84	90
4/9/99	A	W	83	67
4/21/99	A	W	80	78
12/4/99	H	W	77	74
3/12/00	A	L	77	93
3/24/00	H	W	117	115**
4/7/00	A	W	102	97
11/11/00	H	W	85	83
11/20/00	A	W	114	90
3/11/01	A	W	97	91
4/9/01	H	W	108	95
12/17/01	H	W	99	83
1/25/02	A	W	106	90
3/4/02	H	L	94	100
3/22/02	A	W	96	91
11/13/02	A	L	81	91
12/4/02	H	W	99	93
1/20/03	H	L	99	100
4/10/03	A	W	99	78
11/21/03	H	W	87	85
12/21/03	A	L	84	87
2/7/04	H	L	80	110
3/28/04	A	L	65	89
11/3/04	A	W	98	95
11/24/04	H	W	110	97
4/3/05	A	W	97	93
4/12/05	H	L	98	105
11/30/05	A	L	103	110
1/13/06	H	W	125	124***
3/8/06	A	L	101	104
4/7/06	H	L	99	109
12/13/06	H	L	81	101
12/22/06	A	W	98	83
3/30/07	H	W	88	82
4/11/07	A	W	102	94
12/5/07	H	L	103	113
1/18/08	A	L	89	116
3/10/08	H	L	86	100
3/24/08	A	W	95	90
11/28/08	A	L	78	102
12/23/08	A	L	91	110
2/3/09	H	L	99	100
4/14/09	H	L	98	100
11/3/09	H	L	74	105
11/25/09	A	L	110	113
12/18/09	A	W	98	97
3/5/10	H	L	86	96
12/9/10	H	L	101	102
12/22/10	A	L	80	84
3/11/11	H	W	89	86
4/5/11	A	L	82	99
3/7/12	H	W	103	71
3/23/12	H	W	99	86
4/8/12	A	L	79	103
11/9/12	A	W	106	100
12/7/12	H	W	95	94*
12/8/12	A	L	79	92
3/5/13	H	L	101	109
1/29/14	A	W	95	94
2/5/14	H	L	108	114
4/4/14	A	W	111	102
4/14/14	H	W	113	108
11/19/14	H	L	90	101
12/15/14	H	L	87	105
2/6/15	A	L	96	107
3/16/15	A	L	89	108
10/28/15	A	L	95	112
11/25/15	A	L	80	84
1/24/16	H	L	92	112
3/20/16	H	L	105	120
12/3/16	H	L	106	107
1/6/17	A	L	106	110
2/15/17	A	L	108	116
3/19/17	H	W	105	99
11/1/17	H	W	119	109
3/30/18	A	W	101	91
4/10/18	A	W	121	113

*overtime
**double-overtime
***triple-overtime

BOSTON CELTICS

GENERAL INFORMATION

Brad Stevens

Franchise Timeline (Established) ..... Boston Celtics (1946-47)
Address ..... 226 Causeway St., 4th Floor; Boston, Mass. 02114
Managing Partner, Governor & Chief Executive Officer ..... Wyc Grousbeck
Managing Partner & Alternative Govener ..... H. Irving Grousbeck, Stephen Pagliuca
President ..... Rich Gotham
President of Basketball Operations ..... Danny Ainge
Head Coach ..... Brad Stevens
Assistant Coaches ..... Jay Larranaga, Micah Shrewsberry, Jamie Young, Jerome Allen, Scott Morrison
Athletic Trainer ..... Art Horne
Media Relations ..... Christian Megliola, Jeff Twiss, Heather Walker, Brian Olive, Brandon Chinn
Home Court: ..... TD Garden (18,624)

BROADCAST INFORMATION

Radio ..... 98.5 FM: Sean Grande, Cedric Maxwell
Television ..... NBC Sports Boston: Mike Gorman, Tommy Heinsohn, Brian Scalabrine, Abby Chin

2018-19 SCHEDULE
10/16/18 ..... @ BOS
12/25/18 ..... @ BOS
2/12/19 ..... @ PHI
3/20/19 ..... @ PHI

ALL-TIME SERIES RESULTS
Overall: 186-258
Home: 121-87
Away: 53-149
Neutral 12-22

PLAYOFFS
Overall: 47-58
Home: 32-17
Away: 15-41

ALL-TIME SERIES INFORMATION

76ers Largest Margin of Victory:42 (10/29/66)
76ers Most Pts. Scored:150 (3/6/70)
76ers Fewest Pts. Scored:65 (3/28/04)

Celtics Largest Margin of Victory:37 (12/20/87)
Celtics Most Pts. Scored:148 (1/19/63)
Celtics Fewest Pts. Scored:65 (2/17/53)

BOSTON CELTICS

76ERS 2017-18 SEASON SERIES STATISTICS VS. CELTICS

2017-2018 SEASON SERIES (1-3) PHILADELPHIA 76ERS VS. BOSTON

PLAYER	G	GS	MIN	-FIELD GOALS- FG	FGA	PCT	-3-POINT FG-- FG	FGA	PCT	-FREE THROWS- FT	FTA	PCT	--REBOUNDS-- OFF	DEF	TOT	AST	PF	DQ	STL	TO	BLK	PTS	AVG	HI
Redick	3	3	99	19	43	.442	13	22	.591	7	7	1.000	0	10	10	12	3	0	1	5	2	58	19.3	22
Embiid	3	3	94	20	52	.385	1	12	.083	11	13	.846	5	35	40	14	7	0	4	11	5	52	17.3	26
Saric	4	3	126	20	51	.392	6	20	.300	11	15	.733	11	19	30	11	16	0	5	14	1	57	14.3	18
Belinelli (TOT)	3	0	73	10	28	.357	4	15	.267	14	15	.933	0	4	4	6	5	0	3	2	0	38	12.7	19
Simmons	4	4	140	22	46	.478	0	0	---	6	10	.600	9	17	26	19	8	0	9	15	2	50	12.5	16
McConnell	3	0	64	12	21	.571	2	3	.667	5	6	.833	1	9	10	7	6	0	8	6	0	31	10.3	15
Bayless	4	2	104	14	28	.500	7	12	.583	0	0	---	2	6	8	6	14	0	2	6	0	35	8.8	18
Covington	4	4	129	12	36	.333	7	25	.280	2	2	1.000	3	9	12	6	13	0	2	13	2	33	8.3	12
Ilyasova (TOT)	1	1	25	3	7	.429	1	3	.333	0	0	---	0	4	4	0	1	0	0	1	1	7	7.0	7
Fultz	1	0	17	2	9	.222	0	0	---	2	2	1.000	1	2	3	1	4	0	1	0	0	6	6.0	6
Holmes	2	0	37	5	9	.556	1	1	1.000	0	0	---	3	8	11	0	5	0	1	2	0	11	5.5	9
Luwawu-Cabarrot	4	0	47	5	13	.385	3	7	.429	6	7	.857	0	4	4	1	4	0	1	0	1	19	4.8	11
Booker	2	0	24	4	5	.800	0	0	---	0	0	---	1	2	3	0	4	0	1	0	0	8	4.0	6
Anderson	3	0	23	3	9	.333	3	6	.500	2	2	1.000	0	3	3	0	1	0	0	2	0	11	3.7	6
Johnson	3	1	46	4	9	.444	0	1	.000	2	5	.400	4	6	10	5	5	0	4	2	1	10	3.3	6
Stauskas	1	0	10	0	0	---	0	0	---	0	0	---	0	0	0	0	1	0	1	0	0	0	0.0	0
76ERS	4	-	960	142	331	.429	43	109	.394	54	69	.783	40	130	170	82	91	0	40	80	14	381	95.3	103
CELTICS	4	-	960	148	326	.454	42	122	.344	66	88	.750	35	137	172	78	82	0	29	73	19	404	101.0	114

CELTICS 2017-18 SEASON SERIES STATISTICS VS. 76ERS

2017-2018 SEASON SERIES (3-1) BOSTON CELTICS VS. PHILADELPHIA

PLAYER	G	GS	MIN	-FIELD GOALS- FG	FGA	PCT	-3-POINT FG-- FG	FGA	PCT	-FREE THROWS- FT	FTA	PCT	--REBOUNDS-- OFF	DEF	TOT	AST	PF	DQ	STL	TO	BLK	PTS	AVG	HI
Irving	3	3	100	26	58	.448	9	22	.409	16	18	.889	4	12	16	14	7	0	2	12	0	77	25.7	36
Morris	3	0	79	17	33	.515	5	15	.333	11	11	1.000	5	14	19	6	4	0	2	4	0	50	16.7	19
Horford	4	4	140	24	49	.490	7	17	.412	10	12	.833	3	25	28	18	9	0	1	10	6	65	16.3	21
Tatum	4	4	122	20	43	.465	4	11	.364	13	18	.722	3	15	18	4	10	0	4	6	5	57	14.3	16
Brown	4	4	124	17	46	.370	5	18	.278	5	11	.455	5	13	18	8	12	0	7	7	0	44	11.0	21
Rozier	4	0	92	13	32	.406	6	20	.300	0	3	.000	2	12	14	7	5	0	2	5	0	32	8.0	14
Smart	3	1	90	9	21	.429	3	9	.333	2	2	1.000	0	8	8	11	8	0	4	14	0	23	7.7	13
Larkin	3	0	52	7	11	.636	2	3	.667	2	2	1.000	1	5	6	5	1	0	2	4	0	18	6.0	10
Baynes	4	4	57	8	16	.500	0	1	.000	4	5	.800	5	12	17	3	10	0	2	3	3	20	5.0	10
Bird	1	0	14	0	1	.000	0	1	.000	3	5	.600	0	1	1	0	1	0	0	0	0	3	3.0	3
Theis	4	0	52	6	10	.600	0	2	.000	0	1	.000	6	14	20	2	10	0	3	3	5	12	3.0	6
Yabusele	2	0	5	1	3	.333	1	2	.500	0	0	---	0	1	1	0	2	0	0	2	0	3	1.5	3
Nader	3	0	12	0	2	.000	0	1	.000	0	0	---	0	2	2	0	1	0	0	1	0	0	0.0	0
Ojeleye	3	0	21	0	1	.000	0	0	---	0	0	---	1	3	4	0	2	0	0	1	0	0	0.0	0
CELTICS	4	-	960	148	326	.454	42	122	.344	66	88	.750	35	137	172	78	82	0	29	73	19	404	101.0	114
76ERS	4	-	960	142	331	.429	43	109	.394	54	69	.783	40	130	170	82	91	0	40	80	14	381	95.3	103

BOSTON CELTICS

ALL-TIME MEETINGS

DATE			PHI	OPP
11/30/49	A	W	87	71
3/12/50	H	W	96	72
12/8/50	A	W	86	85
12/26/50	A	L	100	102
1/1/51	H	W	106	89
1/28/51	H	W	104	83
1/30/51	A	L	87	96
2/2/51	A	L	90	96*
2/15/51	H	W	94	80
3/18/51	H	W	97	89
11/15/51	H	W	97	95
12/19/51	A	L	97	103
1/3/52	H	W	107	81
1/27/52	H	W	91	86
2/6/52	A	L	88	99
2/24/52	H	L	75	77
2/27/52	A	L	81	88
3/12/52	A	W	89	71
3/13/52	H	W	89	70
11/8/52	A	L	83	106
11/13/52	H	W	96	81
11/30/52	H	W	78	66
12/16/52	N	L	83	88
12/18/52	A	L	77	91
12/20/52	H	W	90	86
12/31/52	A	L	87	97
2/4/53	A	L	92	105
2/17/53	N	W	84	65
3/12/53	H	W	84	70
3/17/53	H	W	72	68
11/14/53	A	L	66	77
11/26/53	H	W	93	86
11/28/53	N	L	80	91
12/13/53	H	W	108	74
12/19/53	A	W	90	83
12/30/53	N	W	96	89
1/1/54	A	L	92	95
2/10/54	A	L	79	94
2/25/54	H	L	96	101
3/11/54	H	W	97	95*
11/6/54	A	L	84	107
11/21/54	H	W	110	104
12/9/54	H	W	120	107
12/11/54	A	L	90	94
1/1/55	H	W	108	102
1/20/55	H	W	92	87
1/28/55	A	L	90	101
2/4/55	A	L	88	114
2/8/55	N	W	115	88
2/9/55	A	L	94	104
2/17/55	H	W	107	93
2/22/55	N	L	95	97
11/24/55	H	W	111	103
11/29/55	N	L	97	105
12/11/55	H	W	101	89
12/17/55	A	W	110	104
12/30/55	N	L	103	110
1/7/56	H	L	99	105*
1/13/56	A	L	104	119
1/21/56	N	L	96	100
2/9/56	H	L	97	98
3/1/56	H	W	111	100
3/7/56	A	L	98	111
3/14/56	A	L	103	122
11/11/56	H	L	83	94
11/24/56	A	L	99	114
12/9/56	H	W	116	110
12/30/56	A	L	92	105
1/4/57	N	W	116	106
1/23/57	A	L	108	140
1/30/57	A	W	119	116
1/31/57	H	W	105	104
2/5/57	N	L	101	105
2/17/57	H	W	116	106
3/9/57	H	W	104	102
3/10/57	A	W	94	92
11/2/57	A	L	83	107
11/3/57	N	L	95	113
11/30/57	A	L	112	118
12/1/57	H	W	118	109
1/4/58	H	W	115	106
1/17/58	A	L	99	120
1/25/58	H	W	112	100
1/26/58	A	L	95	118
2/9/58	H	W	123	98
2/11/58	N	W	84	76
2/12/58	A	L	101	119
3/2/58	H	L	100	107
11/5/58	H	L	115	117
12/4/58	N	L	114	116

DATE			PHI	OPP
12/6/58	A	W	101	92
12/7/58	H	W	108	104
12/16/58	N	L	104	108
12/29/58	A	L	105	107
1/21/59	H	W	134	112
2/1/59	A	L	137	139*
2/14/59	A	L	121	124
2/19/59	H	W	113	105
3/4/59	A	L	114	120
3/5/59	H	W	142	118
10/24/59	H	L	109	121
11/18/59	H	W	138	103
11/20/59	A	L	101	114
12/20/59	H	L	127	132
1/3/60	H	W	114	113
1/4/60	A	L	120	127
1/5/60	N	W	145	143*
1/12/60	N	W	127	120
1/23/60	A	L	121	130
1/24/60	H	L	110	131
2/5/60	A	L	100	124
3/3/60	H	W	149	108
3/6/60	A	L	117	126
11/19/60	H	L	94	114
11/26/60	A	L	110	129
12/7/60	A	W	142	134
12/15/60	N	L	105	115
1/1/61	H	L	96	113
1/12/61	N	L	118	124*
1/21/61	H	W	127	124
2/8/61	H	W	130	108
2/19/61	H	L	106	116
2/24/61	A	L	128	144
3/8/61	A	L	127	136
3/11/61	A	L	116	126
3/12/61	H	L	134	136*
11/4/61	A	L	107	127
12/8/61	A	L	111	123
12/9/61	H	L	102	106
12/25/61	H	L	122	127
1/13/62	N	W	127	117
1/19/62	A	L	103	128
1/20/62	H	L	101	107
2/8/62	H	W	122	110
2/22/62	N	L	106	134
2/23/62	A	L	107	121
2/25/62	H	L	106	110
3/13/62	A	L	110	142
10/27/62	A	L	98	118
11/16/62	H	W	113	105
11/22/62	N	W	130	120
12/1/62	A	L	110	129
12/8/62	H	W	102	97
1/11/63	A	L	117	134
1/19/63	H	W	149	148*
2/1/63	A	W	125	111
2/6/63	H	W	126	109
2/15/63	N	L	114	123
3/16/63	H	L	121	125
3/17/63	A	L	116	125
11/1/63	H	L	102	119
11/29/63	N	L	78	112
12/13/63	H	L	84	111
1/11/64	H	W	115	108
1/12/64	A	L	112	123
1/31/64	A	L	97	114
2/1/64	H	L	111	119
2/9/64	A	L	109	120
2/18/64	N	L	93	103
2/21/64	H	W	144	119
3/1/64	A	L	93	108
3/3/64	N	L	94	108
11/12/64	N	W	110	109
11/14/64	H	L	102	113
11/21/64	N	W	108	96
12/11/64	H	L	109	118
1/15/65	A	L	95	104
1/23/65	N	W	104	100
1/27/65	A	L	98	115
1/29/65	H	W	118	105
3/6/65	H	W	103	98
3/7/65	A	L	111	133
11/6/65	A	L	91	101
11/12/65	H	W	123	114
12/3/65	A	W	119	103
12/28/65	H	W	102	93
1/14/66	H	W	112	100
1/16/66	A	L	122	137
2/6/66	A	L	99	100
2/12/66	N	L	83	85

DATE			PHI	OPP
3/5/66	H	W	102	85
3/6/66	A	W	113	110
10/29/66	H	W	138	96
11/5/66	A	L	87	105
12/11/66	A	L	103	117
12/28/66	H	W	113	108
1/15/67	A	W	110	95
1/24/67	H	L	106	118
2/12/67	A	L	112	113
3/8/67	A	W	115	113*
3/11/67	H	L	114	116
10/28/67	A	L	95	104
11/18/67	H	L	111	116
12/14/67	A	L	101	102
12/29/67	H	W	133	123
1/28/68	A	L	103	115
1/30/68	H	W	125	118
3/3/68	A	W	133	127
3/8/68	H	W	101	96
11/1/68	A	L	99	118
11/30/68	H	L	113	117*
1/11/69	H	L	101	111
1/24/69	A	W	120	111
2/9/69	A	L	117	122*
2/16/69	H	W	127	102
3/12/69	H	L	117	126
11/1/69	H	L	123	131
11/26/69	A	W	135	114
12/5/69	A	W	105	104
1/4/70	H	W	130	120
1/28/70	A	L	100	112
3/6/70	H	W	150	134
10/31/70	H	L	102	133
11/4/70	A	L	113	115
1/2/71	H	L	120	125
1/10/71	A	W	115	107
1/31/71	A	L	126	132
2/2/71	H	W	108	105
12/28/71	H	L	116	120
12/31/71	A	L	119	131
1/30/72	A	L	114	130
3/15/72	H	L	115	120
3/17/72	N	L	111	127
3/22/72	A	L	106	113
10/23/72	A	L	85	105
12/1/72	H	L	99	105
12/2/72	A	L	120	131
12/30/72	N	L	107	117
1/13/73	H	L	95	111
2/3/73	H	L	100	104
2/4/73	A	L	115	123
10/13/73	H	L	106	111
10/19/73	A	L	102	133
12/31/73	A	L	97	106
1/5/74	N	L	102	108*
1/25/74	A	L	97	112
2/1/74	N	L	105	106
3/16/74	H	L	127	146
3/27/74	H	W	117	108
11/1/74	A	L	98	114
11/23/74	H	W	98	96
12/17/74	A	W	113	109
12/18/74	H	L	99	131
1/19/75	A	L	100	102
2/7/75	A	W	98	95
3/5/75	H	L	107	116
4/5/75	H	L	97	111
11/14/75	A	W	119	109
12/20/75	H	L	97	111
1/11/76	H	W	118	107
1/16/76	A	L	110	118
3/3/76	H	W	123	110
3/20/76	H	L	96	103*
3/21/76	A	L	100	108
11/23/76	H	W	116	102
1/22/77	H	W	109	94
1/23/77	A	W	91	83
4/3/77	A	L	90	96
11/18/77	A	W	121	112
1/8/78	H	W	94	91
3/10/78	H	W	120	109
3/12/78	A	W	105	103
1/20/79	H	L	102	108
1/21/79	A	W	91	87
3/7/79	H	W	114	107
3/25/79	A	L	94	103
11/10/79	H	W	95	94
12/19/79	A	L	89	112
12/22/79	H	W	126	113
2/6/80	A	L	110	129

DATE			PHI	OPP
3/7/80	A	L	92	111
3/30/80	H	W	116	110
11/1/80	H	W	117	113*
1/28/81	A	L	101	104
2/4/81	H	W	107	104
3/1/81	A	L	107	114
3/22/81	H	W	126	94
3/29/81	A	L	94	98
12/4/81	A	L	103	111
12/19/81	H	W	123	118*
1/8/82	A	L	90	96
3/21/82	H	L	111	123
3/28/82	A	W	116	98
4/11/82	H	L	109	110*
11/6/82	H	W	119	115**
12/10/82	A	L	97	123
12/21/82	H	W	122	105
3/4/83	A	L	110	115
3/16/83	H	W	105	100
4/17/83	A	L	101	114
11/19/83	H	W	92	91
12/4/83	A	W	121	114*
1/13/84	H	L	104	105
1/25/84	A	L	98	102
2/12/84	A	W	109	91
3/25/84	H	W	119	114**
11/9/84	A	L	119	130
12/12/84	H	W	110	107
1/20/85	A	L	97	113
1/30/85	H	W	122	104
3/29/85	A	L	108	112
4/9/85	H	W	113	104
11/22/85	A	L	103	110
11/26/85	H	L	91	98
12/21/85	H	W	108	102
1/26/86	A	L	103	105
3/16/86	A	L	101	118
4/6/86	H	W	95	94
11/25/86	H	W	102	100
12/5/86	A	L	106	108
12/19/86	H	W	122	100
1/25/87	A	L	96	111
3/29/87	A	L	100	118
4/5/87	H	W	106	104*
11/20/87	H	W	116	85
12/20/87	A	L	87	124
12/22/87	H	L	115	118
1/31/88	A	L	85	100
3/25/88	A	W	97	93
4/10/88	H	L	108	117
11/5/88	H	W	129	115
12/9/88	A	L	107	121
1/18/89	H	W	115	104
1/20/89	A	L	109	117
3/26/89	A	L	103	105
3/28/89	H	W	117	115*
11/14/89	A	L	94	96
12/22/89	A	W	89	88
3/11/90	A	L	105	107
3/28/90	H	W	122	104
4/22/90	H	L	98	118
12/1/90	H	W	116	110
12/19/90	A	L	105	115
1/25/91	H	W	116	94
3/17/91	A	L	105	110
4/18/91	H	W	122	97
11/15/91	A	L	97	122
1/17/92	A	L	95	98
2/1/92	H	W	126	110
4/14/92	H	L	94	99
11/13/92	A	W	126	115
11/28/92	H	L	109	117
2/5/93	A	L	93	105
3/10/93	H	L	100	104
3/31/93	A	L	103	109
11/10/93	H	L	89	91
12/13/93	A	L	107	112
1/10/94	H	W	99	94
3/27/94	A	L	122	124*
4/3/94	H	L	112	135
11/26/94	H	L	99	108
12/23/94	A	W	85	77
3/24/95	H	L	75	107
4/7/95	A	L	81	91
12/9/95	H	L	98	124
12/13/95	A	L	100	111
3/13/96	A	L	100	110
3/29/96	H	L	95	101
11/8/96	A	W	115	105
1/22/97	A	W	127	125*

DATE			PHI	OPP
3/28/97	H	W	113	105
4/18/97	H	L	113	119
11/15/97	H	L	101	107
12/15/97	A	L	83	100
3/22/98	A	L	90	108
3/29/98	H	W	99	94
3/26/99	H	L	84	90
4/9/99	A	W	83	67
4/21/99	A	W	80	78
12/4/99	H	W	77	74
3/12/00	A	L	77	93
3/24/00	H	W	117	115**
4/7/00	A	W	102	97
11/11/00	H	W	85	83
11/20/00	A	W	114	90
3/11/01	A	W	97	91
4/9/01	H	W	108	95
12/17/01	H	W	99	83
1/25/02	A	W	106	90
3/4/02	H	L	94	100
3/22/02	A	W	96	91
11/13/02	A	L	81	91
12/4/02	H	W	99	93
1/20/03	H	L	99	100
4/10/03	A	W	99	78
11/21/03	H	W	87	85
12/21/03	A	L	84	87
2/7/04	H	L	80	110
3/28/04	A	L	65	89
11/3/04	A	W	98	95
11/24/04	H	W	110	97
4/3/05	A	W	97	93
4/12/05	H	L	98	105
11/30/05	A	L	103	110
1/13/06	H	W	125	124***
3/8/06	A	L	101	104
4/7/06	H	L	99	109
12/13/06	H	L	81	101
12/22/06	A	W	98	83
3/30/07	H	W	88	82
4/11/07	A	W	102	94
12/5/07	H	L	103	113
1/18/08	A	L	89	116
3/10/08	H	L	86	100
3/24/08	A	W	95	90
11/28/08	A	L	78	102
12/23/08	A	L	91	110
2/3/09	H	L	99	100
4/14/09	H	L	98	100
11/3/09	H	L	74	105
11/25/09	A	L	110	113
12/18/09	A	W	98	97
3/5/10	H	L	86	96
12/9/10	H	L	101	102
12/22/10	A	L	80	84
3/11/11	H	W	89	86
4/5/11	A	L	82	99
3/7/12	H	W	103	71
3/23/12	H	W	99	86
4/8/12	A	L	79	103
11/9/12	A	W	106	100
12/7/12	H	W	95	94*
12/8/12	A	L	79	92
3/5/13	H	L	101	109
1/29/14	A	W	95	94
2/5/14	H	L	108	114
4/4/14	A	W	111	102
4/14/14	H	W	113	108
11/19/14	H	L	90	101
12/15/14	H	L	87	105
2/6/15	A	L	96	107
3/16/15	A	L	89	108
10/28/15	A	L	95	112
11/25/15	A	L	80	84
1/24/16	H	L	92	112
3/20/16	H	L	105	120
12/3/16	H	L	106	107
1/6/17	A	L	106	110
2/15/17	A	L	108	116
3/19/17	H	W	105	99
10/20/17	H	L	92	102
11/30/17	A	L	97	108
1/11/18	H	L	103	114
1/18/18	A	W	89	80

*overtime
**double-overtime
***triple-overtime

OPPONENTS

BROOKLYN NETS

GENERAL INFORMATION

Kenny Atkinson

Franchise Timeline (Established) ..... New York Nets (1976-77), New Jersey Nets (1977-78), ... Brooklyn Nets (2012-13)
Address ..... HSS Training Center (168 39th St., 8th Floor) Brooklyn, NY 11232
Owner, Governor ..... Mikhail Prokhorov
Owner, Alternate Governor ..... Joseph Tsai
Chief Executive Officer ..... Brett Yormark
General Manager ..... Sean Marks
Head Coach ..... Kenny Atkinson
Assistant Coaches ..... Jacque Vaughn, Chris Fleming, Bret Brielmaier, Adam Harrington, Jordan Ott, ... Travon Bryant, Pablo Prigioni
Head Athletic Trainer ..... Sebastien Poirier
Public Relations ..... Aaron Harris, Eli Pearlstein, Mitch Heckart, Megan Walsh
Home Court ..... Barclays Center (17,732)

BROADCAST INFORMATION

Radio ..... WFAN (660 AM/101.9 FM): Chris Carrino, Tim Capstraw
Television ..... YES Network: Ian Eagle, Ryan Ruocco, Sarah Kustok, Jim Spanarkel, Michael Grady

208-19 SCHEDULE
11/4/18 ..... @ BKN
11/25/18 ..... @ BKN
12/12/18 ..... @ PHI
3/28/19 ..... @ PHI

ALL-TIME SERIES RESULTS
Overall: 111-81
Home: 62-34
Away: 49-47

PLAYOFFS
Overall: 4-3
Home: 1-3
Away: 3-0

ALL-TIME SERIES INFORMATION

76ers Largest Margin of Victory: 35, 2/5/86
76ers Most Pts. Scored: 142, 2/5/86
76ers Fewest Pts. Scored: 67, 4/5/09

Nets Largest Margin of Victory: 36, 12/16/13
Nets Most Pts. Scored: 131, 3/15/16
Nets Fewest Pts. Scored: 77, 12/14/10

BROOKLYN NETS

76ERS 2017-18 SEASON SERIES STATISTICS VS. NETS

2017-2018 SEASON SERIES (3-1) PHILADELPHIA 76ERS VS. BROOKLYN

				-FIELD GOALS-			-3-POINT FG--			-FREE THROWS-			--REBOUNDS--											
PLAYER	G	GS	MIN	FG	FGA	PCT	FG	FGA	PCT	FT	FTA	PCT	OFF	DEF	TOT	AST	PF	DQ	STL	TO	BLK	PTS	AVG	HI
Embiid	3	3	95	23	59	.390	3	11	.273	25	29	.862	11	30	41	9	9	0	2	6	4	74	24.7	29
Redick	4	4	104	24	48	.500	8	17	.471	18	21	.857	0	7	7	6	3	0	3	1	1	74	18.5	23
Simmons	4	4	129	32	52	.615	0	0	---	7	12	.583	7	21	28	31	10	0	5	8	0	71	17.8	24
Saric	3	3	85	15	33	.455	5	11	.455	4	5	.800	5	12	17	7	6	0	6	3	2	39	13.0	18
Belinelli (TOT)	6	0	153	24	56	.429	7	22	.318	16	17	.941	1	9	10	11	4	0	1	4	1	71	11.8	19
Belinelli (PHI)	3	0	78	15	27	.556	3	10	.300	2	3	.667	1	3	4	3	2	0	0	3	1	35	11.7	17
Covington	4	4	110	16	29	.552	10	19	.526	5	8	.625	0	13	13	9	11	0	6	1	6	47	11.8	19
Fultz	1	0	21	5	8	.625	0	0	---	0	1	.000	0	2	2	3	3	0	0	1	1	10	10.0	10
Ilyasova (TOT)	7	5	173	22	57	.386	5	20	.250	11	14	.786	16	36	52	7	21	0	11	3	0	60	8.6	11
Ilyasova (PHI)	3	1	79	12	25	.480	3	6	.500	4	5	.800	6	21	27	5	10	0	5	1	0	31	10.3	11
McConnell	4	0	83	13	26	.500	0	3	.000	2	2	1.000	1	4	5	12	6	0	5	5	0	28	7.0	10
Booker	1	0	14	3	3	1.000	0	0	---	0	0	---	1	4	5	1	2	0	0	1	0	6	6.0	6
Anderson	4	0	51	8	18	.444	4	9	.444	3	4	.750	1	12	13	2	8	0	3	1	2	23	5.8	11
Johnson	2	1	33	4	7	.571	0	0	---	3	4	.750	2	4	6	6	5	0	0	1	2	11	5.5	7
Holmes	3	0	53	7	16	.438	0	2	.000	1	2	.500	3	5	8	11	3	0	2	0	6	15	5.0	11
Korkmaz	1	0	5	2	2	1.000	1	1	1.000	0	0	---	0	2	2	0	2	0	1	0	0	5	5.0	5
Jackson (TOT)	1	0	3	0	0	---	0	0	---	0	0	---	0	0	0	1	0	0	0	0	0	0	0.0	0
Jackson (PHI)	1	0	3	0	0	---	0	0	---	0	0	---	0	0	0	1	0	0	0	0	0	0	0.0	0
Luwawu-Cabarrot	2	0	17	0	4	.000	0	3	.000	0	0	---	0	0	0	2	3	0	0	0	0	0	0.0	0
76ERS	4 -		960	179	357	.501	37	92	.402	74	96	.771	38	140	178	108	83	0	38	33	25	469	117.3	121
NETS	4 -		960	146	332	.440	55	132	.417	77	102	.755	36	128	164	81	82	0	17	62	25	424	106.0	116

NETS 2017-18 SEASON SERIES STATISTICS VS. 76ERS

2017-2018 SEASON SERIES (1-3) BROOKLYN NETS VS. PHILADELPHIA

				-FIELD GOALS-			-3-POINT FG--			-FREE THROWS-			--REBOUNDS--											
PLAYER	G	GS	MIN	FG	FGA	PCT	FG	FGA	PCT	FT	FTA	PCT	OFF	DEF	TOT	AST	PF	DQ	STL	TO	BLK	PTS	AVG	HI
Dinwiddie	4	2	126	20	50	.400	6	16	.375	24	31	.774	3	11	14	21	8	0	1	9	0	70	17.5	27
Russell	4	3	91	22	53	.415	10	22	.455	8	10	.800	4	18	22	17	7	0	4	9	2	62	15.5	26
Hollis-Jefferson	3	2	68	15	25	.600	0	1	.000	8	10	.800	2	17	19	7	3	0	2	6	2	38	12.7	21
Carroll	4	4	110	14	34	.412	9	14	.643	12	15	.800	1	18	19	5	5	0	1	6	2	49	12.3	18
LeVert	3	0	79	10	25	.400	3	9	.333	7	11	.636	0	8	8	11	8	0	1	3	0	30	10.0	16
Okafor (TOT)	4	0	50	18	25	.720	1	1	1.000	0	0	---	5	7	12	0	7	0	0	2	4	37	9.3	15
Okafor (BRK)	4	0	50	18	25	.720	1	1	1.000	0	0	---	5	7	12	0	7	0	0	2	4	37	9.3	15
Crabbe	2	2	54	7	17	.412	3	12	.250	0	0	---	0	8	8	0	6	0	1	3	2	17	8.5	14
Allen	4	4	85	10	19	.526	0	1	.000	13	16	.813	13	14	27	4	6	0	0	8	6	33	8.3	16
Harris	4	2	101	10	29	.345	7	19	.368	4	5	.800	2	5	7	7	13	0	0	5	2	31	7.8	13
Stauskas (TOT)	3	0	46	7	16	.438	5	10	.500	1	2	.500	0	9	9	5	1	0	1	2	0	20	6.7	13
Stauskas (BRK)	3	0	46	7	16	.438	5	10	.500	1	2	.500	0	9	9	5	1	0	1	2	0	20	6.7	13
Cunningham (TOT)	4	0	61	8	19	.421	6	12	.500	2	4	.500	6	6	12	4	3	0	3	4	1	24	6.0	10
Cunningham (BRK)	3	0	39	5	15	.333	4	10	.400	0	0	---	5	3	8	3	1	0	2	4	1	14	4.7	6
Acy	4	1	75	6	15	.400	6	13	.462	0	0	---	1	5	6	0	11	0	2	1	4	18	4.5	6
Zeller	1	0	7	1	2	.500	1	1	1.000	0	0	---	0	1	1	0	2	0	0	0	0	3	3.0	3
Doyle	1	0	12	1	4	.250	0	1	.000	0	2	.000	0	3	3	1	2	0	2	0	0	2	2.0	2
Mozgov	1	0	7	0	1	.000	0	0	---	0	0	---	0	1	1	0	1	0	0	1	0	0	0.0	0
Webb	1	0	11	0	2	.000	0	2	.000	0	0	---	0	0	0	0	1	0	0	0	0	0	0.0	0
NETS	4 -		960	146	332	.440	55	132	.417	77	102	.755	36	128	164	81	82	0	17	62	25	424	106.0	116
76ERS	4 -		960	179	357	.501	37	92	.402	74	96	.771	38	140	178	108	83	0	38	33	25	469	117.3	121

BROOKLYN NETS

ALL-TIME MEETINGS

DATE			PHI	OPP
10/30/76	H	W	104	80
1/2/77	A	W	139	110
2/4/77	H	L	112	113
3/20/77	A	W	111	104
11/4/77	A	W	107	104
11/9/77	H	W	130	107
1/14/78	A	W	136	120
2/19/78	H	W	120	110
11/8/78	H	W	123	117
11/14/78	A	L	108	124
3/11/79	A	L	103	104
3/23/79	H	W	110	98
10/17/79	A	W	113	88
11/24/79	H	W	91	82
1/9/80	H	W	108	105
1/18/80	A	W	112	105
3/21/80	H	W	108	99
3/28/80	A	L	92	99
10/15/80	A	W	119	111
11/15/80	H	W	115	108
12/14/80	A	W	114	107
12/19/80	H	W	122	107
1/14/81	H	W	110	105
3/17/81	A	L	120	126*
12/5/81	A	W	114	105
1/9/82	H	L	113	120
1/17/82	A	L	97	105
2/5/82	H	W	116	112
3/24/82	H	L	106	111
4/7/82	A	W	116	113
10/30/82	H	W	110	99
11/13/82	A	W	110	100
3/6/83	A	L	106	112
3/25/83	H	L	92	101
4/1/83	H	L	104	111
4/15/83	A	W	100	98
11/5/83	A	W	119	112
12/9/83	H	L	93	100
1/6/84	H	W	108	104

DATE			PHI	OPP
2/17/84	H	W	114	109
2/21/84	A	L	116	119*
4/10/84	A	L	102	106
10/30/84	A	W	118	96
12/2/84	H	W	114	112
12/22/84	H	W	107	93
2/2/85	A	L	96	101
3/16/85	H	W	127	107
4/10/85	A	L	100	125
11/1/85	A	L	102	106
11/27/85	A	W	111	100
1/14/86	A	W	123	105
1/15/86	H	L	89	123
2/5/86	H	W	142	107
3/22/86	H	W	123	115
12/6/86	H	W	105	100
12/12/86	A	L	90	123
2/4/87	A	W	121	95
3/7/87	H	L	102	114
3/27/87	H	W	110	99
4/3/87	A	L	109	113
12/23/87	A	W	110	106
1/13/88	H	W	104	95
2/14/88	A	L	105	109
2/19/88	H	W	115	100
3/22/88	A	L	90	102
4/21/88	H	W	104	101
12/16/88	A	W	114	106
1/11/89	H	W	103	94
11/28/89	A	W	123	105
2/17/89	H	L	127	129*
3/15/89	H	W	100	96
4/20/89	A	W	105	92
12/12/89	A	L	82	97
1/20/90	H	W	108	98
2/14/90	H	W	122	112
3/16/90	H	W	119	110
3/19/90	A	W	108	94
11/3/90	H	W	112	110*

DATE			PHI	OPP
11/27/90	A	L	92	98
1/12/91	H	W	109	99
2/23/91	A	W	103	90
3/26/91	A	L	95	98*
11/6/91	H	W	107	105
12/3/91	A	L	86	88
1/25/92	H	W	115	94
2/12/92	H	L	87	102
2/14/92	A	L	99	107
11/6/92	H	L	111	114
11/21/92	A	W	104	95
1/6/93	H	W	132	106
1/15/93	A	L	105	110*
3/30/93	A	L	77	91
11/13/93	A	W	98	97
2/23/94	H	L	102	106
3/6/94	A	L	99	126
4/19/94	H	L	110	115
1/13/95	H	L	101	110
3/3/95	A	W	102	98
3/8/95	H	L	108	115*
4/13/95	H	W	102	94
4/15/95	A	W	97	87
11/18/95	A	L	79	95
12/23/95	H	L	85	98
1/12/96	A	W	107	80
4/8/96	H	W	82	79
1/17/97	H	L	103	105*
3/21/97	H	W	112	110
3/26/97	A	L	105	123
4/16/97	A	W	113	105
12/5/97	A	L	88	107
2/14/98	H	L	98	105
2/21/98	A	W	98	89
3/25/98	H	L	86	91
3/12/99	H	W	100	93*
4/7/99	A	W	96	92
4/18/99	A	L	79	86
11/20/99	A	W	100	96

DATE			PHI	OPP
12/23/99	A	L	94	99
1/17/00	H	W	101	96
2/9/00	H	W	92	90
1/9/01	A	W	104	87
1/19/01	H	W	97	86
2/4/01	A	L	89	96
3/7/01	H	W	102	94
11/17/01	A	W	94	82
3/1/02	H	W	110	102
3/27/02	H	L	80	88
3/30/02	A	L	92	102
1/15/03	H	W	108	107
2/5/03	H	L	85	111
2/16/03	A	W	90	83
3/16/03	A	W	92	87
1/9/04	H	W	97	81
1/27/04	H	L	76	94
2/8/04	A	L	87	99
4/11/04	A	L	75	89
11/10/04	H	W	108	100*
2/7/05	A	L	97	107*
3/2/05	H	L	93	99
4/17/05	A	L	83	104
12/10/05	A	W	107	95
1/18/06	H	L	90	101
4/12/06	A	W	116	96
4/18/06	H	W	91	88
12/2/06	A	L	107	112
2/5/07	H	W	100	98*
3/4/07	H	W	99	86
3/31/07	A	L	82	86
11/3/07	H	L	88	93
12/1/07	A	L	92	94*
3/22/08	H	W	91	87
4/1/08	A	W	108	99
12/6/08	H	L	84	95
1/31/09	H	L	83	85
2/23/09	A	L	96	98
4/5/09	A	L	67	96

DATE			PHI	OPP
11/6/09	H	W	97	94
11/11/09	A	W	82	79
1/31/10	A	W	83	79
3/17/10	H	W	108	97
11/27/10	H	W	102	86
12/14/10	A	W	82	77
2/2/11	A	W	106	92
4/1/11	H	W	115	90
1/25/12	H	L	90	97*
4/10/12	A	W	107	88
4/13/12	H	L	89	95
4/23/12	A	W	105	87
12/23/12	A	L	92	95
1/8/13	H	L	89	109
3/11/13	H	W	106	97
4/9/13	A	L	83	104
12/16/13	A	L	94	130
12/20/13	H	W	121	120*
2/3/14	A	L	102	108
4/5/14	H	L	101	105
11/26/14	H	L	91	99
12/12/14	A	L	70	88
1/9/15	A	W	90	88
3/14/15	H	L	87	94
12/10/15	A	L	91	100
2/6/16	H	W	103	98
3/11/16	H	W	95	89
3/15/16	A	L	131	114
12/18/16	H	W	108	107
1/8/17	A	W	105	95
3/28/17	A	W	106	101
4/4/17	H	L	118	141
1/31/18	A	L	108	116
3/11/18	A	W	120	97
3/16/18	H	W	120	116
4/3/18	H	W	121	95

** overtime*
***double-overtime*

CHARLOTTE HORNETS

GENERAL INFORMATION

James Borrego

Franchise Timeline (Established) ..... Charlotte Hornets (1988-89), Charlotte Bobcats (2004-05), ... Charlotte Hornets (2014-15)
Address ..... 333 E. Trade Street; Charlotte, NC 28202
Chairman ..... Michael Jordan
Vice Chairman ..... Curtis Polk
President of Basketball Operations & GM ..... Mitch Kupchak
Assistant General Manager ..... Buzz Peterson
Head Coach ..... James Borrego
Assistant Coaches ..... Jay Triano, Chad Iske, Jay Hernandez, Ronald Nored, Dutch Gaitley, Nate Mitchell
Director of Healthcare & Sports Performance ..... Joe Sharpe
Public Relations ..... Mike Cristaldi, Josh Rosen, Brian Travis, Natalie Breneman
Home Court ..... Spectrum Center (19,077)

BROADCAST INFORMATION

Radio ..... WFNZ: Chris Kroeger, Matt Carroll
Cable Television ..... FOX Sports Southeast: Eric Collins, Dell Curry, Stephanie Ready

2018-19 SCHEDULE
10/27/18 ..... @ PHI
11/9/18 ..... @ PHI
11/17/18 ..... @ CHA
3/19/19 ..... @ CHA

ALL-TIME SERIES RESULTS
Overall: 46-58
Home: 30-21
Away: 16-37

PLAYOFFS
Overall: 3-1
Home: 2-0
Away: 1-1

ALL-TIME SERIES INFORMATION

76ers Largest Margin of Victory: 32, 3/11/05
76ers Most Pts. Scored: 125, 2/7/94
76ers Fewest Pts. Scored: 66, 4/5/95

Hornets Largest Margin of Victory: 52, 2/27/92
Hornets Most Pts. Scored: 136, 2/27/92
Hornets Fewest Pts. Scored: 63, 11/7/07

CHARLOTTE HORNETS

76ERS 2017-18 SEASON SERIES STATISTICS VS. HORNETS

2017-2018 SEASON SERIES (4-0) — PHILADELPHIA 76ERS — VS. CHARLOTTE

PLAYER	G	GS	MIN	FIELD GOALS FG	FIELD GOALS FGA	FIELD GOALS PCT	3-POINT FG	3-POINT FGA	3-POINT PCT	FREE THROWS FT	FREE THROWS FTA	FREE THROWS PCT	REBOUNDS OFF	REBOUNDS DEF	REBOUNDS TOT	AST	PF	DQ	STL	TO	BLK	PTS	AVG	HI
Embiid	3	3	92	26	52	.500	5	13	.385	9	15	.600	7	33	40	10	12	0	0	16	7	66	22.0	25
Covington	4	4	128	25	54	.463	12	31	.387	11	11	1.000	7	18	25	9	15	0	12	3	3	73	18.3	22
Redick	4	4	108	22	46	.478	12	24	.500	8	9	.889	0	10	10	6	8	0	0	10	0	64	16.0	20
Simmons	4	4	132	28	45	.622	0	0	---	6	8	.750	6	30	36	50	2	0	6	5	3	62	15.5	20
Belinelli (TOT)	7	0	170	33	71	.465	16	33	.485	12	12	1.000	0	17	17	12	6	0	4	12	0	94	13.4	22
Belinelli (PHI)	4	0	101	24	40	.600	10	20	.500	3	3	1.000	0	7	7	8	5	0	2	8	0	61	15.3	22
Saric	3	3	84	13	28	.464	6	14	.429	1	2	.500	3	10	13	12	9	0	0	2	0	33	11.0	19
Ilyasova (TOT)	7	4	169	25	52	.481	9	24	.375	10	11	.909	9	19	28	13	25	1	4	6	3	69	9.9	18
Ilyasova (PHI)	4	1	94	17	33	.515	8	16	.500	5	6	.833	7	11	18	7	17	1	1	5	2	47	11.8	18
Johnson	3	1	59	6	13	.462	2	5	.400	2	2	1.000	4	13	17	6	7	0	3	2	3	16	5.3	7
Fultz	1	0	16	2	5	.400	0	0	---	0	0	---	0	1	1	4	0	0	1	1	0	4	4.0	4
McConnell	4	0	78	8	17	.471	0	1	.000	0	0	---	1	6	7	12	4	0	4	1	1	16	4.0	8
Holmes	3	0	33	5	9	.556	0	1	.000	0	0	---	4	10	14	2	7	0	1	0	1	10	3.3	6
Korkmaz	1	0	3	1	1	1.000	1	1	1.000	0	0	---	0	0	0	0	0	0	0	0	0	3	3.0	3
Anderson	3	0	25	3	11	.273	1	7	.143	1	2	.500	2	4	6	2	1	0	0	1	0	8	2.7	7
Luwawu-Cabarrot	2	0	8	1	1	1.000	0	0	---	0	0	---	0	0	0	0	1	0	0	0	0	2	1.0	2
76ERS	4	-	960	181	355	.510	57	133	.429	46	58	.793	41	153	194	128	88	1	30	56	20	465	116.3	128
HORNETS	4	-	960	139	327	.425	37	105	.352	94	127	.740	30	121	151	80	62	0	30	45	16	409	102.3	114

HORNETS 2017-18 SEASON SERIES STATISTICS VS. 76ERS

2017-2018 SEASON SERIES (0-4) — CHARLOTTE HORNETS — VS. PHILADELPHIA

PLAYER	G	GS	MIN	FIELD GOALS FG	FIELD GOALS FGA	FIELD GOALS PCT	3-POINT FG	3-POINT FGA	3-POINT PCT	FREE THROWS FT	FREE THROWS FTA	FREE THROWS PCT	REBOUNDS OFF	REBOUNDS DEF	REBOUNDS TOT	AST	PF	DQ	STL	TO	BLK	PTS	AVG	HI
Walker	4	4	138	22	56	.393	6	29	.207	20	24	.833	1	12	13	22	3	0	4	10	3	70	17.5	31
Howard	4	4	109	22	40	.550	1	1	1.000	11	22	.500	2	24	26	3	14	0	3	8	4	56	14.0	30
Monk	3	0	56	13	34	.382	8	19	.421	4	4	1.000	1	7	8	8	3	0	2	6	2	38	12.7	16
Batum	3	3	90	11	23	.478	5	11	.455	7	8	.875	5	16	21	21	4	0	2	9	1	34	11.3	14
Lamb	4	1	91	17	37	.459	5	11	.455	5	8	.625	2	11	13	8	7	0	6	2	2	44	11.0	14
Kaminsky	4	0	95	12	31	.387	5	13	.385	13	14	.929	0	9	9	6	3	0	1	4	0	42	10.5	19
Hernangomez (TOT	4	0	62	10	19	.526	1	3	.333	18	24	.750	10	11	21	1	7	0	4	1	2	39	9.8	17
Hernangomez (CHA)	4	0	62	10	19	.526	1	3	.333	18	24	.750	10	11	21	1	7	0	4	1	2	39	9.8	17
Kidd-Gilchrist	4	4	106	13	32	.406	0	0	---	9	11	.818	4	7	11	2	10	0	3	4	0	35	8.8	16
Zeller	1	0	14	4	4	1.000	0	0	---	0	0	---	1	2	3	1	0	0	0	0	0	8	8.0	8
Graham	3	0	39	5	9	.556	1	3	.333	5	6	.833	1	2	3	1	5	0	0	0	0	16	5.3	12
Williams	4	4	98	8	28	.286	4	13	.308	0	2	.000	2	11	13	4	5	0	5	1	1	20	5.0	11
Bacon	2	0	28	2	8	.250	1	2	.500	0	0	---	1	5	6	1	0	0	0	0	0	5	2.5	5
Carter-Williams	1	0	14	0	6	.000	0	0	---	2	4	.500	0	3	3	0	0	0	0	0	0	2	2.0	2
Stone	2	0	19	0	0	---	0	0	---	0	0	---	0	1	1	2	1	0	0	0	1	0	0.0	0
HORNETS	4	-	960	139	327	.425	37	105	.352	94	127	.740	30	121	151	80	62	0	30	45	16	409	102.3	114
76ERS	4	-	960	181	355	.510	57	133	.429	46	58	.793	41	153	194	128	88	1	30	56	20	465	116.3	128

ALL-TIME MEETINGS

DATE			PHI	OPP
11/25/88	H	W	123	116
12/1/88	A	L	107	109
1/15/89	A	W	116	109
1/16/90	H	L	122	127
4/7/89	A	W	118	108
4/14/89	H	L	115	119
11/15/89	H	W	109	96
4/14/90	A	W	109	102
11/19/90	H	W	109	101
1/26/91	A	L	75	79
3/28/91	A	L	90	94
3/29/91	H	W	124	107
12/23/91	H	L	106	114
2/27/92	A	L	84	136
3/19/92	H	L	116	123
4/17/92	H	W	122	112
11/24/92	A	L	119	127
2/3/93	H	L	118	129
4/9/93	H	L	113	122
4/12/93	A	L	101	120
1/19/94	A	L	103	115
2/7/94	H	W	125	117

DATE			PHI	OPP
3/22/94	A	L	91	125
4/9/94	H	L	122	127
12/22/94	A	L	91	103
3/29/95	H	W	99	81
4/5/95	A	L	66	84
4/17/95	H	L	90	101
11/4/95	A	L	108	119
11/10/95	H	W	104	90
1/27/96	A	L	105	110
4/14/96	H	L	78	94
12/13/96	A	L	75	84
12/17/96	H	L	84	93
3/15/97	H	L	99	107
4/6/97	A	L	113	115
2/13/98	A	L	96	103
3/31/98	A	L	93	101
4/8/98	H	W	109	101
2/5/99	A	W	78	66
3/10/99	H	W	85	70
5/4/99	A	L	110	117
12/11/99	H	L	84	106
1/20/00	A	L	100	109

DATE			PHI	OPP
2/15/00	H	L	93	95
3/20/00	A	W	102	96
11/22/00	A	L	73	88
12/1/00	H	W	95	74
1/15/01	H	W	84	79
2/24/01	A	L	85	86
11/14/01	H	W	100	86
12/19/01	H	L	85	94
1/17/02	A	L	93	88
2/7/02	A	W	100	93
1/19/05	A	W	107	105
3/11/05	H	W	112	80
4/6/05	H	W	106	103
11/4/05	H	L	93	110
12/9/05	H	W	119	115
2/8/06	A	L	92	100
4/19/06	A	L	86	96
1/13/07	A	L	83	89
2/7/07	H	W	92	83
2/23/07	A	L	87	102
3/23/07	H	W	106	97
11/7/07	H	W	94	63

DATE			PHI	OPP
1/26/08	A	W	103	96
4/16/08	A	L	109	115
11/24/08	A	L	84	93
1/9/09	H	W	93	87
3/27/09	H	L	95	100
4/7/09	A	L	98	101
11/18/09	H	W	86	84
12/5/09	A	L	105	106
3/10/10	H	L	81	102
3/31/10	A	L	84	103
12/4/10	H	W	109	91
1/17/11	H	W	96	92*
1/20/11	A	L	97	100
1/27/12	H	W	89	72
2/13/12	A	W	98	89
3/19/12	A	W	105	80
11/30/12	A	W	104	98
2/9/13	H	W	87	76
3/30/13	H	W	100	92
4/3/13	A	L	83	88
12/6/13	A	L	88	105
1/15/14	H	W	95	92

DATE			PHI	OPP
4/2/14	H	L	93	123
4/12/14	A	L	105	111
12/19/14	H	L	91	109
2/7/15	H	W	89	81
4/4/15	A	L	91	92
11/20/15	A	L	88	113
3/2/16	H	L	99	119
3/29/16	H	L	85	100
4/1/16	A	L	91	100
11/2/16	A	L	93	109
1/13/17	H	W	102	93
2/13/17	A	W	105	99
3/2/17	H	W	110	99
3/6/17	A	W	128	114
3/19/18	H	W	108	94
4/1/18	A	W	119	102

*overtime

CHICAGO BULLS

GENERAL INFORMATION

Fred Hoiberg

Franchise Timeline (Established) ..... Chicago Bulls (1966-67)
Address ..... 1901 West Madison Street; Chicago, Ill. 60612
Chairman ..... Jerry Reinsdorf
President and Chief Operating Officer ..... Michael Reinsdorf
Executive Vice President-Basketball Operations ..... John Paxson
General Manager ..... Gar Forman
Head Coach ..... Fred Hoiberg
Associate Head Coach ..... Jim Boylen
Assistant Coaches ..... Pete Myers, Randy Brown, Nate Loenser
Director of Player Development ..... Shawn Respert
Associate Coach/Director of Team Operations ..... Karen Stack Umlauf
Director of Sports Performance ..... Chip Schaefer
Head Athletic Trainer ..... Jeff Tanaka
Media Relations ..... Tim Hallam, Matt Yob, Beth Grady, Kristen Deahl
Home Court ..... United Center (20,917)

BROADCAST INFORMATION

Radio ..... WSCR (670 AM): Chuck Swirsky, Bill Wennington,
Spanish Radio ..... Univision Deportes Radio: Omar Ramos, Hector Lozano
Television ..... WGN (Ch. 9): Neil Funk, Stacey King
Cable Television ..... NBC Sports Chicago: Neil Funk, Stacey King

2018-19 SCHEDULE
10/18/18 ..... @ PHI
3/6/19 ..... @ CHI
4/6/19 ..... @ CHI
4/10/19 ..... @ PHI

ALL-TIME SERIES RESULTS
Overall: 119-105
Home: 66-40
Away: 49-63
Neutral: 4-2

PLAYOFFS
Overall: 6-10
Home: 5-2
Away: 1-8

ALL-TIME SERIES INFORMATION

76ers Largest Margin of Victory: 41, 11/11/80
76ers Most Pts. Scored: 145, 2x last 11/10/82
76ers Fewest Pts. Scored: 74, 11/1/97

Bulls Largest Margin of Victory: 45, 12/21/10
Bulls Most Pts. Scored: 148, 11/19/71
Bulls Fewest Pts. Scored: 67, 3/14/01

CHICAGO BULLS

76ERS 2017-18 SEASON SERIES STATISTICS VS. BULLS

2017-2018 SEASON SERIES (2-1) PHILADELPHIA 76ERS VS. CHICAGO

PLAYER	G	GS	MIN	-FIELD GOALS- FG	FGA	PCT	-3-POINT FG-- FG	FGA	PCT	-FREE THROWS- FT	FTA	PCT	--REBOUNDS-- OFF	DEF	TOT	AST	PF	DQ	STL	TO	BLK	PTS	AVG	HI
Embiid	2	2	66	21	34	.618	4	5	.800	6	9	.667	2	16	18	8	5	0	3	4	6	52	26.0	30
Simmons	3	3	108	28	51	.549	0	1	.000	14	26	.538	10	25	35	35	7	0	1	11	7	70	23.3	32
Saric	3	3	92	21	39	.538	8	14	.571	11	13	.846	5	21	26	5	6	0	3	6	0	61	20.3	27
Redick	2	2	67	8	24	.333	5	12	.417	5	6	.833	0	5	5	6	1	0	0	6	0	26	13.0	14
Anderson	1	0	21	5	7	.714	1	2	.500	1	2	.500	1	0	1	1	2	0	2	0	0	12	12.0	12
Belinelli (TOT)	3	0	81	12	31	.387	6	19	.316	4	4	1.000	1	5	6	4	2	0	2	1	0	34	11.3	23
Belinelli (PHI)	1	0	25	1	5	.200	1	5	.200	2	2	1.000	0	1	1	0	0	0	1	0	0	5	5.0	5
Covington	3	3	92	12	23	.522	8	18	.444	2	2	1.000	0	14	14	7	12	0	6	5	3	34	11.3	16
Bayless	1	0	21	3	9	.333	3	9	.333	1	1	1.000	0	3	3	1	2	0	1	1	1	10	10.0	10
Luwawu-Cabarrot	2	1	53	6	13	.462	6	12	.500	2	2	1.000	0	4	4	5	4	0	2	2	1	20	10.0	12
McConnell	2	0	55	9	16	.563	2	4	.500	0	0	---	0	6	6	6	7	0	1	4	1	20	10.0	11
Ilyasova (TOT)	1	1	23	4	12	.333	0	7	.000	1	1	1.000	1	2	3	1	2	0	0	0	0	9	9.0	9
Holmes	2	0	27	7	13	.538	0	2	.000	0	0	---	1	7	8	4	5	0	1	2	0	14	7.0	14
Booker	2	0	33	4	7	.571	0	1	.000	0	0	---	2	5	7	2	2	0	0	0	0	8	4.0	6
Young	1	0	12	1	5	.200	1	5	.200	1	2	.500	0	1	1	0	2	0	0	0	0	4	4.0	4
Johnson	3	1	39	2	5	.400	2	2	1.000	4	8	.500	2	5	7	5	4	0	1	2	1	10	3.3	4
Drew	1	0	9	0	3	.000	0	2	.000	0	0	---	0	0	0	1	1	0	0	0	0	0	0.0	0
76ERS	3	-	720	128	254	.504	41	94	.436	49	73	.671	23	113	136	86	60	0	22	46	20	346	115.3	116
BULLS	3	-	720	124	283	.438	42	99	.424	43	56	.768	26	104	130	74	57	1	22	41	13	333	111.0	117

BULLS 2017-18 SEASON SERIES STATISTICS VS. 76ERS

2017-2018 SEASON SERIES (1-2) CHICAGO BULLS VS. PHILADELPHIA

PLAYER	G	GS	MIN	-FIELD GOALS- FG	FGA	PCT	-3-POINT FG-- FG	FGA	PCT	-FREE THROWS- FT	FTA	PCT	--REBOUNDS-- OFF	DEF	TOT	AST	PF	DQ	STL	TO	BLK	PTS	AVG	HI
Portis	3	0	81	27	48	.563	8	14	.571	10	12	.833	12	17	29	6	7	0	4	3	1	72	24.0	38
LaVine	2	2	55	15	31	.484	8	12	.667	6	9	.667	0	10	10	7	4	0	1	5	0	44	22.0	23
Mirotic	2	0	52	12	31	.387	5	14	.357	8	10	.800	1	15	16	2	2	0	1	2	1	37	18.5	22
Nwaba	3	1	81	15	22	.682	4	4	1.000	7	10	.700	3	12	15	8	12	1	2	2	1	41	13.7	21
Dunn	2	2	62	11	25	.440	2	3	.667	3	4	.750	0	8	8	11	5	0	4	6	0	27	13.5	22
Holiday	2	2	63	9	25	.360	6	14	.429	1	1	1.000	0	3	3	4	2	0	1	2	2	25	12.5	20
Markkanen	3	3	81	10	32	.313	3	16	.188	2	3	.667	5	12	17	6	2	0	1	2	1	25	8.3	12
Valentine	3	1	71	10	22	.455	3	10	.300	2	2	1.000	1	6	7	10	11	0	2	3	0	25	8.3	10
Payne	1	0	20	3	9	.333	1	5	.200	0	0	---	0	2	2	7	1	0	1	2	1	7	7.0	7
Grant	2	1	39	4	14	.286	1	3	.333	3	4	.750	0	1	1	7	3	0	3	3	1	12	6.0	7
Lopez	2	2	41	4	13	.308	0	0	---	0	0	---	3	4	7	1	2	0	2	3	3	8	4.0	6
Felicio	2	1	15	2	4	.500	0	0	---	1	1	1.000	0	5	5	0	3	0	0	3	1	5	2.5	5
Vonleh (TOT)	2	1	36	2	4	.500	1	1	1.000	0	0	---	2	16	18	2	2	0	1	1	0	5	2.5	3
Vonleh (CHI)	1	0	17	1	2	.500	1	1	1.000	0	0	---	0	7	7	1	0	0	0	1	0	3	3.0	3
Zipser	3	0	21	1	4	.250	0	2	.000	0	0	---	1	1	2	2	3	0	0	1	1	2	0.7	2
Allen (TOT)	1	0	1	0	0	---	0	0	---	0	0	---	0	0	0	0	1	0	0	0	0	0	0.0	0
Arcidiacono	1	0	18	0	1	.000	0	1	.000	0	0	---	0	1	1	2	0	0	0	1	0	0	0.0	0
Asik (TOT)	1	0	3	0	0	---	0	0	---	0	0	---	0	1	1	0	0	0	0	0	0	0	0.0	0
Kilpatrick (TOT)	2	0	6	0	2	.000	0	1	.000	0	0	---	0	0	0	0	1	0	0	0	0	0	0.0	0
Pondexter	1	0	2	0	0	---	0	0	---	0	0	---	0	0	0	0	0	0	0	0	0	0	0.0	0
BULLS	3	-	720	124	283	.438	42	99	.424	43	56	.768	26	104	130	74	57	1	22	41	13	333	111.0	117
76ERS	3	-	720	128	254	.504	41	94	.436	49	73	.671	23	113	136	86	60	0	22	46	20	346	115.3	116

CHICAGO BULLS

ALL-TIME MEETINGS

DATE			PHI	OPP
11/11/66	H	W	126	113
11/13/66	A	W	132	126
11/18/66	N	W	145	120
12/6/66	H	W	129	119
12/7/66	A	W	117	103
1/4/67	H	W	136	115
1/8/67	A	W	117	108
1/19/67	N	W	127	102
3/1/67	N	L	122	129
11/24/67	A	W	122	104
11/25/67	H	L	114	119
12/16/67	A	W	143	123
1/20/68	A	W	135	111
2/9/68	H	W	118	113
3/12/68	N	W	139	115
3/16/68	A	W	144	122
10/26/68	H	W	122	118
12/5/68	A	W	109	92
2/1/69	H	W	112	104
3/4/69	A	L	113	114
3/7/69	H	W	131	113
3/13/69	A	W	113	106
11/4/69	N	W	113	109
11/18/69	A	L	119	127
12/14/69	H	W	126	121
12/31/69	H	W	129	109
1/12/70	A	L	113	117
2/20/70	A	L	119	126
10/14/70	H	W	110	107
12/1/70	A	L	91	107
1/14/71	A	L	103	108
1/15/71	H	W	99	96
2/5/71	A	L	102	114
10/12/71	A	W	114	100
11/19/71	H	L	104	148
1/5/72	H	L	107	139
2/22/72	A	L	88	119
3/24/72	H	L	99	116
10/10/72	A	L	89	95
12/8/72	H	L	102	118
1/9/73	A	L	110	126
3/9/73	N	L	84	104
11/28/73	H	W	101	96
12/6/73	A	L	98	103
2/2/74	H	L	89	105
3/19/74	A	L	94	103

DATE			PHI	OPP
11/6/74	H	W	105	90
12/26/74	A	L	91	92
2/9/75	H	W	109	97
3/18/75	A	L	96	111
10/24/75	A	W	110	103
11/5/75	H	W	115	82
2/10/76	A	W	85	84
3/17/76	H	W	108	101
11/10/76	H	W	103	88
12/14/76	A	L	88	101
3/13/77	H	L	102	106
3/29/77	A	W	119	113
11/2/77	H	L	102	103
12/16/77	A	L	110	115
12/28/77	H	W	129	125*
2/7/78	A	L	106	108
12/5/78	A	L	91	96
1/3/79	H	W	111	98
2/1/79	A	W	128	105
3/28/79	H	W	112	96
11/17/79	A	L	103	106*
2/16/80	H	W	100	92
10/29/80	H	W	115	102
11/11/80	A	W	121	80
12/10/80	H	W	113	100
1/10/81	A	W	117	102
3/4/81	H	L	100	111
3/20/81	A	L	108	120
11/11/81	H	W	117	90
12/12/81	A	W	117	114*
2/7/82	H	W	123	107
3/2/82	A	L	109	112
3/31/82	H	W	99	98
4/6/82	A	W	117	104
11/10/82	H	W	145	108
1/19/83	H	W	126	106
1/25/83	A	W	116	99
2/10/83	A	W	116	110
2/25/83	H	W	116	111
3/29/83	A	L	95	97
11/1/83	H	W	99	91
2/7/84	A	L	89	104
2/10/84	H	L	91	100
3/31/84	A	W	111	104
4/15/84	H	W	129	115
11/17/84	A	W	109	100

DATE			PHI	OPP
12/15/84	A	W	114	102
2/1/85	H	W	121	110
3/30/85	A	W	122	117
4/5/85	H	W	116	113
11/13/85	H	W	110	106
12/12/85	A	L	102	106
1/17/86	A	W	120	118*
2/12/86	H	W	106	98
2/25/86	A	W	122	108
3/19/86	H	W	118	112
1/17/87	A	L	89	105
1/30/87	H	W	121	112
2/10/87	A	L	99	104
3/11/87	H	W	117	108
3/24/87	A	L	91	93
4/10/87	H	W	98	96*
11/7/87	A	L	94	104
12/8/87	A	W	109	96
1/27/88	H	L	109	119*
2/29/88	H	W	102	101
3/3/88	A	L	93	97
3/23/88	H	L	102	118
11/15/88	A	L	107	120
11/16/88	H	W	123	110
1/25/89	H	W	120	108
3/7/89	A	W	90	88
12/9/89	A	L	105	125
12/23/89	H	W	131	104
1/26/90	H	W	120	109
3/17/90	A	L	109	114
11/2/90	A	W	124	116
1/9/91	H	L	99	107
3/22/91	H	W	95	90
4/7/91	A	W	114	111*
11/1/91	A	L	90	110
12/7/91	H	W	103	100
1/14/92	A	L	80	103
3/8/92	H	L	99	103
12/19/92	A	W	98	96
1/9/93	H	W	104	91
3/24/93	H	L	100	113
4/20/93	A	L	94	123
12/8/93	H	W	95	88*
1/17/94	A	L	91	121
3/23/94	H	L	87	99
3/29/94	A	L	103	106

DATE			PHI	OPP
11/7/94	A	L	83	98
1/11/95	H	L	77	115
3/4/95	H	L	94	106
4/1/95	A	L	84	91
1/13/96	H	L	93	120
1/16/96	A	L	104	116
3/18/96	H	L	94	98
4/12/96	A	L	82	112
11/2/96	A	L	86	115
12/21/96	H	L	105	111
3/12/97	H	L	104	108
4/7/97	A	L	102	128
11/1/97	A	L	74	94
1/15/98	H	W	106	96
4/17/98	H	L	80	87
2/25/99	A	W	98	80
3/3/99	H	W	102	86
3/30/99	A	L	81	91
11/12/99	H	W	92	86
12/17/99	H	W	77	74
3/4/00	A	W	95	84
4/18/00	A	W	93	89
12/16/00	A	W	99	91
1/17/01	H	W	99	88
3/14/01	A	W	85	67
4/18/01	H	L	86	92
12/1/01	A	W	93	76
3/28/02	A	W	99	79
4/15/02	H	L	96	98
2/12/03	H	W	119	111*
2/19/03	A	W	110	82
4/2/03	H	W	108	101
4/15/03	A	L	106	115
11/7/03	A	W	106	85
12/4/03	H	W	83	82
3/6/04	H	W	97	88
3/9/04	A	W	89	81
12/10/04	A	W	93	88
1/12/05	A	L	78	110
3/19/05	H	L	88	94
2/16/06	A	L	84	117
2/25/06	H	W	108	102
4/5/06	H	L	92	99
4/8/06	A	W	89	75
11/24/06	H	W	123	108
12/6/06	A	L	94	121

DATE			PHI	OPP
3/14/07	H	L	87	88
11/2/07	A	W	96	85
1/11/08	H	L	97	100
3/14/08	A	W	110	106
3/26/08	H	W	121	99
11/30/08	H	L	92	103
12/2/08	A	W	103	95*
3/13/09	H	W	104	101
4/9/09	A	L	99	113
11/14/09	A	L	88	94
2/3/10	H	W	106	103*
2/20/10	A	L	90	122
3/20/10	H	L	84	98
12/21/10	A	L	76	121
1/7/11	H	W	105	99
3/28/11	A	W	97	85
2/1/12	H	W	98	82
3/4/12	H	L	91	96
3/17/12	A	L	80	89
12/1/12	A	L	88	93
12/12/12	H	L	89	96
2/28/13	A	L	82	93
11/2/13	H	W	107	104
1/18/14	A	L	78	103
3/19/14	H	L	94	102
3/22/14	A	L	81	91
11/7/14	H	L	115	118
3/11/15	H	L	95	104*
4/11/15	A	L	107	114
11/9/15	H	L	88	111
12/14/15	A	L	96	115
1/14/16	H	L	111	115*
4/13/16	A	L	105	115
11/25/16	H	L	89	105
1/29/17	A	L	108	121
3/24/17	A	W	117	107*
4/6/17	H	L	90	102
12/18/17	A	L	115	117
1/24/18	H	W	115	101
2/22/18	A	W	116	115

** overtime*
***double-overtime*

CLEVELAND CAVALIERS

GENERAL INFORMATION

Tyronn Lue

Franchise Timeline (Established) ..... Cleveland Cavaliers (1970-71)
Address ..... One Center Court; Cleveland, OH 44115-4001
Chairman ..... Dan Gilbert
General Manager ..... Koby Altman
Assistant General Manager ..... Mike Gansey
Head Coach ..... Tyronn Lue
Associate Head Coach ..... Larry Drew
Assistant Coaches ..... Mike Longabardi, James Posey, Damon Jones, Dan Geriot
Director of Player Development/Assistant Coach ..... Mike Gerrity
Head Athletic Trainer ..... Steve Spiro
Director of Team Operations ..... Mark Cashman
Basketball Communications ..... Tad Carper, B.J. Evans, Jeff Schaefer, Cherome Owens, Alyssa Dombrowski
Home Court ..... Quicken Loans Arena

BROADCAST INFORMATION

Radio ..... WTAM (1100 AM): John Michael, Jim Chones, Mike Snyder
Spanish Radio ..... LA MEGA (87.7 FM): Rafael Hernandez Brito
Television ..... FOX Sports Ohio: Fred McLeod, Austin Carr, Allie Clifton

208-19 SCHEDULE
11/23/18 ..... @ PHI
12/16/18 ..... @ CLE
3/12/19 ..... @ PHI

ALL-TIME SERIES RESULTS
Overall: 104-102
Home: 61-41
Away: 43-59
Neutral: 0-2

PLAYOFFS
Overall: 3-2
Home: 3-0
Away: 0-2

ALL-TIME SERIES INFORMATION

76ers Largest Margin of Victory: 54 (11/02/70)
76ers Most Pts. Scored: 148 (1/2/72)
76ers Fewest Pts. Scored: 67 (1/15/94)

Cavaliers Largest Margin of Victory: 43 (1/15/94)
Cavaliers Most Pts. Scored: 131 (3/20/73)
Cavaliers Fewest Pts. Scored: 68 (11/23/01)

CLEVELAND CAVALIERS

76ERS 2017-18 SEASON SERIES STATISTICS VS. CAVALIERS

2017-2018 SEASON SERIES (2-2) PHILADELPHIA 76ERS VS. CLEVELAND

				-FIELD GOALS-			-3-POINT FG--			-FREE THROWS-			--REBOUNDS--											
PLAYER	G	GS	MIN	FG	FGA	PCT	FG	FGA	PCT	FT	FTA	PCT	OFF	DEF	TOT	AST	PF	DQ	STL	TO	BLK	PTS	AVG	HI
Embiid	2	2	67	18	42	.429	0	3	.000	11	17	.647	11	14	25	6	5	0	0	3	1	47	23.5	30
Redick	4	4	133	26	59	.441	13	31	.419	15	18	.833	1	6	7	8	7	0	3	5	0	80	20.0	28
Simmons	4	4	139	32	55	.582	0	0	---	5	7	.714	7	31	38	33	15	0	10	16	4	69	17.3	27
Ilyasova (TOT)	5	2	127	22	45	.489	8	19	.421	12	12	1.000	7	16	23	9	14	0	7	4	2	64	12.8	22
Ilyasova (PHI)	2	0	47	8	17	.471	1	6	.167	6	6	1.000	4	9	13	7	6	0	1	2	1	23	11.5	17
Belinelli (TOT)	5	0	121	18	47	.383	11	26	.423	13	15	.867	2	8	10	9	5	0	1	7	2	60	12.0	23
Belinelli (PHI)	2	0	53	11	24	.458	7	16	.438	5	6	.833	1	4	5	2	4	0	0	3	1	34	17.0	23
Booker	1	0	20	4	6	.667	0	0	---	4	4	1.000	4	4	8	2	1	0	0	2	1	12	12.0	12
Saric	4	4	119	18	48	.375	4	20	.200	4	4	1.000	11	20	31	9	7	0	0	7	1	44	11.0	17
Covington	4	4	140	16	40	.400	9	30	.300	1	1	1.000	1	23	24	7	10	0	9	6	4	42	10.5	19
Fultz	1	0	12	5	8	.625	0	0	---	0	0	---	0	2	2	4	1	0	2	2	0	10	10.0	10
Holmes	3	0	40	8	17	.471	1	5	.200	2	2	1.000	1	5	6	3	6	0	1	2	1	19	6.3	13
Luwawu-Cabarrot	2	0	30	4	10	.400	1	6	.167	3	4	.750	2	4	6	3	4	0	0	1	0	12	6.0	12
Johnson	4	2	63	6	14	.429	1	1	1.000	5	7	.714	10	5	15	8	12	0	2	3	2	18	4.5	7
McConnell	3	0	52	6	13	.462	1	4	.250	0	0	---	1	5	6	7	1	0	1	0	0	13	4.3	11
Bayless	2	0	40	1	10	.100	0	6	.000	4	5	.800	0	4	4	4	3	0	2	0	0	6	3.0	4
Korkmaz	1	0	5	0	2	.000	0	2	.000	0	0	---	0	0	0	0	0	0	0	0	0	0	0.0	0
76ERS	4	-	960	163	365	.447	38	130	.292	65	81	.802	54	136	190	103	82	0	31	55	16	429	107.3	132
CAVALIERS	4	-	960	158	335	.472	54	132	.409	75	101	.743	35	130	165	98	78	0	29	55	13	445	111.3	130

CAVALIERS 2017-18 SEASON SERIES STATISTICS VS. 76ERS

2017-2018 SEASON SERIES (2-2) CLEVELAND CAVALIERS VS. PHILADELPHIA

				-FIELD GOALS-			-3-POINT FG--			-FREE THROWS-			--REBOUNDS--											
PLAYER	G	GS	MIN	FG	FGA	PCT	FG	FGA	PCT	FT	FTA	PCT	OFF	DEF	TOT	AST	PF	DQ	STL	TO	BLK	PTS	AVG	HI
James	4	4	149	50	99	.505	11	27	.407	23	33	.697	8	39	47	38	3	0	6	20	1	134	33.5	44
Green	4	1	121	22	38	.579	7	13	.538	14	14	1.000	6	19	25	8	9	0	2	7	1	65	16.3	33
Love	2	2	58	9	22	.409	5	13	.385	7	8	.875	2	10	12	6	7	0	1	2	1	30	15.0	17
Wade	2	0	49	11	22	.500	1	3	.333	5	11	.455	1	4	5	9	4	0	0	5	3	28	14.0	15
Clarkson (TOT)	4	0	90	19	46	.413	4	11	.364	10	11	.909	4	10	14	10	4	0	5	4	0	52	13.0	20
Clarkson (CLE)	2	0	44	5	14	.357	0	2	.000	6	7	.857	1	5	6	5	2	0	2	3	0	16	8.0	10
Hood (TOT)	4	3	111	15	48	.313	4	18	.222	13	14	.929	2	13	15	10	12	0	4	4	1	47	11.8	19
Hood (CLE)	2	2	51	6	17	.353	1	5	.200	2	2	1.000	0	7	7	6	6	0	0	1	1	15	7.5	11
Frye	2	0	38	6	10	.600	2	5	.400	4	4	1.000	0	5	5	2	6	0	3	1	0	18	9.0	12
Korver	4	0	97	12	24	.500	11	22	.500	1	1	1.000	0	3	3	5	9	0	4	5	1	36	9.0	13
Nance (TOT)	3	1	55	11	18	.611	0	0	---	4	6	.667	6	9	15	2	5	0	3	0	3	26	8.7	13
Nance (CLE)	2	0	33	6	11	.545	0	0	---	3	4	.750	2	6	8	0	1	0	1	0	3	15	7.5	13
Smith	3	2	81	9	17	.529	7	12	.583	1	1	1.000	0	5	5	4	4	0	1	1	0	26	8.7	11
Crowder	2	2	54	4	13	.308	2	7	.286	4	4	1.000	2	5	7	0	6	0	3	2	1	14	7.0	12
Thompson	2	1	28	4	8	.500	0	0	---	2	5	.400	7	6	13	0	2	0	1	0	0	10	5.0	6
Hill (TOT)	2	2	42	3	14	.214	0	5	.000	3	6	.500	2	4	6	10	3	0	0	2	1	9	4.5	7
Hill (CLE)	1	1	22	3	10	.300	0	4	.000	1	2	.500	2	1	3	3	2	0	0	1	1	7	7.0	7
Osman	4	2	64	6	18	.333	4	13	.308	2	4	.500	3	12	15	4	10	0	2	1	0	18	4.5	7
Calderon	2	2	50	3	6	.500	2	4	.500	0	1	.000	1	2	3	7	6	0	3	2	0	8	4.0	8
Holland	1	0	5	1	2	.500	1	1	1.000	0	0	---	0	0	0	0	0	0	0	0	0	3	3.0	3
Zizic	2	1	9	1	2	.500	0	0	---	0	0	---	0	1	1	1	1	0	0	1	0	2	1.0	2
Perrantes	1	0	0	0	1	.000	0	1	.000	0	0	---	0	0	0	0	0	0	0	0	0	0	0.0	0
Shumpert	1	0	7	0	1	.000	0	0	---	0	0	---	0	0	0	0	0	0	0	0	0	0	0.0	0
CAVALIERS	4	-	960	158	335	.472	54	132	.409	75	101	.743	35	130	165	98	78	0	29	55	13	445	111.3	130
76ERS	4	-	960	163	365	.447	38	130	.292	65	81	.802	54	136	190	103	82	0	31	55	16	429	107.3	132

CLEVELAND CAVALIERS

ALL-TIME MEETINGS

DATE			PHI	OPP
11/2/70	H	W	141	87
12/27/70	A	L	101	114
1/16/71	H	W	115	96
3/9/71	A	W	124	113
10/24/71	A	W	111	93
10/27/71	H	W	120	106
11/28/71	A	L	120	124
12/29/71	N	L	102	103
1/2/72	A	W	148	119
2/16/72	H	W	126	116
10/25/72	H	L	108	113
10/31/72	A	L	116	126
1/12/73	N	L	109	113**
1/26/73	A	L	100	105
3/20/73	A	L	105	131
3/21/73	H	L	109	112
11/30/73	A	L	110	112
12/5/73	H	L	75	89
1/9/74	H	W	90	86
1/13/74	A	L	94	96
3/1/74	H	L	93	110
3/17/74	A	L	99	115
11/28/74	A	L	103	110
1/18/75	H	L	106	108
2/12/75	H	L	102	105
3/15/75	A	W	96	88
12/9/75	H	W	100	85
1/2/76	H	W	112	101
1/8/76	A	L	105	115
2/6/76	H	L	87	92
3/18/76	A	L	104	110
11/27/76	A	L	104	111
1/7/77	H	W	116	96
2/20/77	H	W	112	111
3/15/77	A	W	133	102
12/17/77	H	W	129	116
1/4/78	H	W	108	93
1/19/78	A	L	109	117
2/21/78	A	W	127	114
12/9/78	A	L	107	115
1/17/79	H	W	107	94
2/15/79	A	L	100	113
3/30/79	H	W	129	93

DATE			PHI	OPP
10/27/79	A	W	112	106
12/1/79	H	W	117	105
1/3/80	A	W	109	108
1/19/80	H	W	111	107
2/17/80	H	W	115	100
3/16/80	A	L	109	123
10/28/80	A	W	119	101
12/9/80	A	W	96	83
12/17/80	H	W	103	79
1/16/81	H	W	137	119
2/11/81	H	W	122	120*
3/27/81	A	W	138	117
10/30/81	H	W	128	104
11/20/81	A	W	99	94
12/11/81	H	W	131	113
3/26/82	A	W	115	111
4/2/82	H	W	135	115
11/26/82	A	W	120	102
12/15/82	H	W	99	93
1/18/83	A	W	98	90
3/27/83	H	W	94	80
4/3/83	A	W	96	84
12/16/83	H	W	115	105
1/7/84	A	L	98	106
1/18/84	A	W	109	107
1/20/84	H	W	109	106
2/23/84	A	L	109	116*
3/23/84	H	W	100	95
10/26/84	H	W	111	101
1/22/85	A	W	101	100
2/15/85	H	L	107	112
2/18/85	A	L	113	120
3/19/85	A	L	89	116
4/3/85	H	L	110	113
12/11/85	H	W	125	110
1/24/86	A	W	121	114
2/6/86	A	W	111	103
3/14/86	H	W	109	100
3/17/86	A	W	118	112*
4/4/86	H	W	122	102
12/13/86	A	L	120	123
12/17/86	H	L	107	110
1/28/87	H	W	109	107

DATE			PHI	OPP
3/10/87	A	W	100	91
3/31/87	A	W	116	105
4/1/87	H	W	108	99
11/21/87	A	L	88	101
11/24/87	H	W	108	104
1/9/88	H	W	126	110
2/17/88	H	L	107	115
4/23/88	A	L	99	104
11/23/88	H	W	104	91
1/31/89	A	L	103	118
2/18/89	A	L	100	118
3/22/89	H	W	100	97
4/11/89	A	L	90	92
11/29/89	H	W	114	84
1/12/90	H	L	102	113
1/23/90	A	W	103	88
3/13/90	A	L	102	119
11/10/90	A	L	88	104
11/23/90	H	W	111	105
3/31/91	H	W	110	101
4/21/91	A	L	110	123
11/26/91	H	L	91	95
11/27/91	A	L	97	107
1/11/92	A	L	102	108
2/5/92	H	L	108	110*
12/16/92	H	L	97	115
3/16/93	A	L	98	110
3/26/93	H	L	84	103
4/25/93	A	L	103	107
1/15/94	A	L	67	110
2/2/94	H	L	97	105
3/3/94	A	L	87	95
3/25/94	H	L	88	105
12/3/94	A	W	83	78
12/16/94	H	L	80	84
2/7/95	A	L	84	90
3/12/95	H	L	72	92
11/17/95	H	L	82	114
12/8/95	A	L	85	113
1/24/96	H	L	88	91
2/17/96	A	L	82	97
11/15/96	H	L	89	105
2/11/97	A	L	94	105

DATE			PHI	OPP
4/12/97	A	L	118	125
11/26/97	H	L	89	95
1/24/98	A	L	92	111
2/17/98	H	W	98	97
4/11/98	A	L	95	106
2/22/99	A	W	106	97
4/2/99	H	L	80	85
4/27/99	H	W	80	71
11/26/99	H	W	106	83
12/3/99	A	W	102	100*
2/18/00	H	W	104	75
3/14/00	A	W	98	97*
11/15/00	H	W	107	98
12/2/00	A	W	112	78
1/6/01	A	W	107	103
4/6/01	H	W	96	88
11/23/01	H	W	79	68
12/15/02	A	W	94	91
3/6/02	H	W	85	76
11/8/02	H	W	108	84
11/29/02	A	W	106	99
2/21/03	A	W	119	99
2/23/03	H	W	116	103
11/15/03	A	L	88	91*
12/19/03	H	L	81	88
1/24/04	A	L	87	95
3/26/04	H	W	86	71
3/4/05	H	W	98	89
3/18/05	A	W	93	81
4/8/05	H	W	103	98
11/19/05	H	L	120	123
2/4/06	A	W	100	95
2/22/06	H	W	116	107
4/4/06	A	L	91	124
11/25/06	A	L	95	108
1/24/07	A	W	118	115**
1/26/07	H	L	97	105
4/17/07	H	L	92	98
12/15/07	A	W	92	86
3/30/08	A	L	88	91
4/14/08	H	L	90	91
12/10/08	H	L	93	101
12/12/08	A	L	72	88

DATE			PHI	OPP
4/10/09	H	L	92	102
4/15/09	A	W	111	110*
11/21/09	A	L	91	97
12/16/09	H	L	101	108
3/12/10	H	L	95	100
11/5/10	H	L	116	123
11/16/10	A	L	94	101
12/7/10	H	W	117	97
2/27/11	A	W	95	91
2/11/12	A	W	99	84
3/27/12	H	W	103	85
4/18/12	A	W	103	87
11/18/12	H	W	86	79
11/21/12	A	L	83	92
3/29/13	A	W	97	87
4/14/13	H	W	91	77
11/8/13	H	W	94	79
11/9/13	A	L	125	127**
1/7/14	A	L	93	111
2/18/14	H	L	85	114
1/5/15	H	W	95	92
2/2/15	A	L	84	97
3/29/15	A	L	86	87
11/2/15	H	L	100	107
11/6/15	A	L	102	108
12/20/16	A	L	86	108
1/10/16	H	L	85	95
11/5/16	H	L	101	102
11/27/16	H	L	108	112
3/31/17	A	L	105	122
11/27/17	H	L	91	113
12/9/17	A	L	98	105
3/1/18	A	W	108	97
4/6/18	H	W	132	130

** overtime*
***double-overtime*

DALLAS MAVERICKS

GENERAL INFORMATION

Rick Carlisle

Franchise Timeline (Established) ..... Dallas Mavericks (1980-81)
Address ..... 2500 Victory Avenue; Dallas, TX 75219
Owner ..... Mark Cuban
President of Basketball Operations/GM ..... Donn Nelson
Head Coach ..... Rick Carlisle
Assistant Coaches ..... Stephen Silas, Jamahl Mosley, Larry Shyatt, Darrell Armstrong, Mike Weinar
Assistant General Manager ..... Keith Grant
Head Athletic Trainer ..... Casey Smith
Director of Athletic Performance ..... Jeremy Holsopple
Basketball Communications ..... Sarah Melton, Scott Tomlin, Alan Rakowski
Home Court ..... American Airlines Center (19,200)

BROADCAST INFORMATION

Radio ..... ESPN Radio (103.3 FM): Chuck Cooperstein, Brad Davis
Spanish Radio ..... Univision (1270 AM - Spanish): Victor Villalba
Television ..... FSN Southwest: Mark Followill, Derek Harper, Jeff Wade

2018-19 SCHEDULE	ALL-TIME SERIES RESULTS	PLAYOFFS
1/5/19 ..... @ PHI	Overall: 36-37	
4/1/19 ..... @ DAL	Home: 19-18	
	Away: 17-19	

ALL-TIME SERIES INFORMATION

76ers Largest Margin of Victory: 42, 3/17/17
76ers Most Pts. Scored: 133, 2/23/83
76ers Fewest Pts. Scored: 70, 11/13/14

Mavericks Largest Margin of Victory: 53, 11/13/14
Mavericks Most Pts. Scored: 129, 2/21/16
Mavericks Fewest Pts. Scored: 74, 3/17/17

DALLAS MAVERICKS

76ERS 2017-18 SEASON SERIES STATISTICS VS. MAVERICKS

2017-2018 SEASON SERIES (2-0) PHILADELPHIA 76ERS VS. DALLAS

PLAYER	G	GS	MIN	FIELD GOALS FG	FGA	PCT	3-POINT FG FG	FGA	PCT	FREE THROWS FT	FTA	PCT	REBOUNDS OFF	DEF	TOT	AST	PF	DQ	STL	TO	BLK	PTS	AVG	HI
Embiid	1	1	29	8	19	.421	3	7	.429	4	6	.667	3	6	9	4	4	0	0	7	0	23	23.0	23
Simmons	2	2	64	17	25	.680	0	0	---	5	10	.500	4	10	14	17	6	0	7	4	2	39	19.5	23
Redick	1	1	31	6	14	.429	2	6	.333	4	4	1.000	0	2	2	4	0	0	0	0	0	18	18.0	18
Covington	2	2	69	9	19	.474	6	12	.500	2	2	1.000	1	14	15	4	4	0	3	2	2	26	13.0	15
Ilyasova (TOT)	3	2	83	14	23	.609	3	8	.375	7	7	1.000	7	18	25	5	12	0	2	3	2	38	12.7	21
Ilyasova (PHI)	1	0	24	5	10	.500	1	4	.250	0	0	---	3	9	12	3	2	0	0	1	0	11	11.0	11
Belinelli (TOT)	3	0	69	15	33	.455	4	10	.400	3	3	1.000	1	7	8	5	3	0	5	5	1	37	12.3	20
Belinelli (PHI)	1	0	27	7	15	.467	0	3	.000	1	1	1.000	1	3	4	2	2	0	1	3	1	15	15.0	15
Saric	2	2	57	8	22	.364	5	12	.417	0	0	---	2	4	6	8	4	0	1	1	0	21	10.5	12
Bayless	1	1	32	3	7	.429	2	6	.333	1	2	.500	1	2	3	0	2	0	0	0	0	9	9.0	9
Fultz	1	0	21	4	11	.364	0	0	---	0	0	---	0	2	2	3	4	0	1	2	0	8	8.0	8
Holmes	1	0	21	4	5	.800	0	0	---	0	0	---	0	5	5	1	1	0	1	0	0	8	8.0	8
McConnell	2	0	34	7	10	.700	1	2	.500	0	0	---	0	4	4	8	0	0	1	3	0	15	7.5	15
Johnson	2	1	36	6	8	.750	0	2	.000	0	1	.000	2	8	10	2	5	0	1	0	0	12	6.0	6
Luwawu-Cabarrot	1	0	10	2	3	.667	2	3	.667	0	0	---	0	2	2	0	4	0	1	0	0	6	6.0	6
Jackson (TOT)	1	0	17	2	5	.400	0	3	.000	0	0	---	2	3	5	2	1	0	1	2	0	4	4.0	4
Stauskas	1	0	6	1	1	1.000	0	0	---	2	2	1.000	0	0	0	0	1	0	1	0	0	4	4.0	4
Anderson	2	0	17	2	7	.286	2	4	.500	0	0	---	3	3	6	1	1	0	1	0	0	6	3.0	3
Korkmaz	1	0	2	0	2	.000	0	1	.000	0	0	---	0	0	0	0	0	0	0	0	0	0	0.0	0
76ERS	2 -		480	89	178	.500	24	62	.387	19	28	.679	20	74	94	57	40	0	19	25	5	221	110.5	112
MAVERICKS	2 -		480	78	168	.464	30	80	.375	21	32	.656	13	63	76	46	24	0	13	30	8	207	103.5	110

MAVERICKS 2017-18 SEASON SERIES STATISTICS VS. 76ERS

2017-2018 SEASON SERIES (0-2) DALLAS MAVERICKS VS. PHILADELPHIA

PLAYER	G	GS	MIN	FIELD GOALS FG	FGA	PCT	3-POINT FG FG	FGA	PCT	FREE THROWS FT	FTA	PCT	REBOUNDS OFF	DEF	TOT	AST	PF	DQ	STL	TO	BLK	PTS	AVG	HI
Barnes	2	2	81	18	42	.429	9	21	.429	1	3	.333	0	7	7	2	0	0	1	4	0	46	23.0	25
Matthews	1	1	33	5	9	.556	3	5	.600	6	7	.857	0	6	6	2	3	0	3	3	0	19	19.0	19
Smith	2	2	71	14	31	.452	2	11	.182	2	3	.667	1	6	7	19	4	0	4	9	2	32	16.0	20
Barea	1	0	24	6	12	.500	3	6	.500	0	0	---	0	3	3	2	0	0	0	1	0	15	15.0	15
Ferrell	2	0	57	8	16	.500	3	9	.333	4	7	.571	0	3	3	5	3	0	3	2	0	23	11.5	17
Kleber	1	0	20	5	8	.625	1	4	.250	0	0	---	3	7	10	1	0	0	0	2	1	11	11.0	11
Nowitzki	1	1	28	4	7	.571	3	5	.600	0	0	---	0	0	0	5	2	0	0	1	2	11	11.0	11
Finney-Smith	1	1	26	4	8	.500	2	4	.500	0	0	---	1	2	3	1	2	0	1	1	0	10	10.0	10
Powell	2	1	54	6	14	.429	2	6	.333	4	8	.500	3	13	16	6	3	0	1	2	1	18	9.0	13
McDermott (TOT)	2	0	41	6	16	.375	3	9	.333	0	0	---	0	3	3	0	1	0	0	0	1	15	7.5	10
McDermott (DAL)	1	0	26	4	10	.400	2	7	.286	0	0	---	0	3	3	0	1	0	0	0	1	10	10.0	10
Motley	1	1	16	2	6	.333	0	0	---	0	0	---	2	3	5	1	1	0	0	0	0	4	4.0	4
Noel	1	1	20	1	1	1.000	0	0	---	2	2	1.000	1	3	4	0	2	0	0	2	0	4	4.0	4
Collinsworth	1	0	8	1	1	1.000	0	0	---	0	0	---	1	2	3	1	0	0	0	1	1	2	2.0	2
Harris	1	0	17	0	3	.000	0	2	.000	2	2	1.000	1	5	6	1	3	0	0	0	0	2	2.0	2
Mejri	1	0	0	0	0	---	0	0	---	0	0	---	0	0	0	0	0	0	0	0	0	0	0.0	0
MAVERICKS	2 -		480	78	168	.464	30	80	.375	21	32	.656	13	63	76	46	24	0	13	30	8	207	103.5	110
76ERS	2 -		480	89	178	.500	24	62	.387	19	28	.679	20	74	94	57	40	0	19	25	5	221	110.5	112

ALL-TIME MEETINGS

DATE			PHI	OPP
11/25/80	A	W	108	92
2/20/81	H	W	117	109
1/27/82	A	W	99	86
2/17/82	H	W	114	109
12/29/82	A	W	126	116*
2/23/83	H	W	133	101
2/15/84	A	L	116	119**
3/30/84	H	W	118	110
11/2/84	H	W	107	103
1/28/85	A	L	109	111
2/28/86	A	W	123	120
3/30/86	H	W	114	113
2/27/87	A	L	110	123
3/23/87	H	L	100	103
12/19/87	H	W	95	90
2/27/88	A	L	91	100

DATE			PHI	OPP
12/20/88	H	L	102	108
1/9/89	A	W	121	103
12/15/89	H	L	88	95
1/5/90	A	W	104	79
11/7/90	H	L	101	104
3/6/91	A	W	97	92
2/18/92	A	W	94	90
3/6/92	H	W	88	86
2/13/93	A	W	119	96
3/19/93	H	L	87	89
1/7/94	A	W	103	93
1/26/94	H	W	104	90
11/11/94	H	L	100	107
3/17/95	A	L	101	103
12/6/95	H	W	108	87
2/27/96	A	W	121	115

DATE			PHI	OPP
12/5/96	A	L	102	106
1/8/97	H	L	93	111
11/13/97	A	W	99	98
2/11/98	H	W	91	90
2/1/00	A	W	101	100
2/29/00	H	W	106	87
12/15/00	H	L	94	112
1/23/01	A	W	114	98
11/1/01	H	L	92	99
11/10/01	A	W	98	91
1/4/03	A	L	83	102
1/23/03	H	L	94	107
1/14/04	A	L	125	122**
3/22/04	H	W	107	98
1/29/05	A	W	93	89
4/1/05	H	L	83	100

DATE			PHI	OPP
11/9/05	H	W	112	97
2/27/06	A	L	92	104
12/15/06	A	L	79	93
2/11/07	H	L	89	106
11/13/07	A	L	84	99
2/11/08	H	W	84	76
1/2/09	A	L	86	96
1/19/09	H	L	93	95
11/30/09	A	L	102	104
1/22/10	H	W	92	81
11/12/10	A	L	90	99
3/1/11	H	L	93	101
2/17/12	H	L	75	82
11/27/12	H	W	100	98
12/18/12	A	L	100	107
11/18/13	A	L	94	97

DATE			PHI	OPP
2/21/14	H	L	112	124
11/13/14	A	L	70	123
11/29/14	H	L	103	110
11/16/15	H	L	86	92
2/21/16	A	L	103	129
2/21/17	A	L	95	113
3/17/17	H	W	116	74
10/28/17	A	W	112	110
4/8/18	H	W	109	97

** overtime*
***double-overtime*

DENVER NUGGETS

GENERAL INFORMATION

Michael Malone

Franchise Timeline (Established) ..... Denver Nuggets (1976-77)
Address ..... 1000 Chopper Circle; Denver, CO 80204
Owner ..... E. Stanley Kroenke
President & Governor ..... Josh Kroenke
President of Basketball Operations ..... Tim Connelly
General Manager ..... Arturas Karnisovas
Assistant General Manager ..... Calvin Booth
Head Coach ..... Michael Malone
Assistant Coaches ..... Wes Unseld Jr., David Adelman, Jordi Fernandez, Bob Weiss, Ryan Bowen, Charles Klask
Director of Player Development ..... John Beckett
Director of Sports Medicine ..... Steve Short
Head Athletic Trainer ..... Dan Smimensky
Head Strength & Conditioning Coach ..... Felipe Eichenberger
Media Relations ..... Nick O'Hayre, Cody Wise, Steven Blevins
Home Court ..... Pepsi Center (19,718)

BROADCAST INFORMATION

Radio ..... Altitude Radio Network: Jason Kosmicki
Television ..... Altitude Sports & Entertainment: Chris Marlowe, Scott Hastings, Chris Dempsey, Vic Lombardi, Katy Winge

2018-19 SCHEDULE
1/26/19 ..... @ DEN
2/8/19 ..... @ PHI

ALL-TIME SERIES RESULTS
Overall: 49-37
Home: 29-15
Away: 20-22

PLAYOFFS

ALL-TIME SERIES INFORMATION

76ers Largest Margin of Victory: 31, 11/5/77
76ers Most Pts. Scored: 149, 3/30/90
76ers Fewest Pts. Scored: 75, 2/23/95

Nuggets Largest Margin of Victory: 30, 2/23/95
Nuggets Most Pts. Scored: 134, 2/27/82
Nuggets Fewest Pts. Scored: 71, 12/16/02

DENVER NUGGETS

76ERS 2017-18 SEASON SERIES STATISTICS VS. NUGGETS

2017-2018 SEASON SERIES (2-0) — PHILADELPHIA 76ERS — VS. DENVER

PLAYER	G	GS	MIN	FIELD GOALS FG	FIELD GOALS FGA	FIELD GOALS PCT	3-POINT FG	3-POINT FGA	3-POINT PCT	FREE THROWS FT	FREE THROWS FTA	FREE THROWS PCT	REBOUNDS OFF	REBOUNDS DEF	REBOUNDS TOT	AST	PF	DQ	STL	TO	BLK	PTS	AVG	HI
Embiid	1	1	27	6	12	.500	0	1	.000	8	10	.800	1	12	13	2	5	0	1	4	2	20	20.0	20
Saric	2	2	64	13	30	.433	6	14	.429	8	8	1.000	2	13	15	9	4	0	0	5	1	40	20.0	20
Redick	2	2	53	14	26	.538	6	10	.600	3	4	.750	0	1	1	4	3	0	0	2	0	37	18.5	19
Covington	2	2	69	12	22	.545	5	14	.357	4	4	1.000	0	16	16	5	6	0	3	3	1	33	16.5	18
Bayless	1	0	20	6	10	.600	2	3	.667	0	0	---	1	0	1	0	1	0	1	2	0	14	14.0	14
Belinelli (TOT)	3	0	65	14	23	.609	8	15	.533	0	0	---	0	5	5	5	4	0	1	5	0	36	12.0	15
Belinelli (PHI)	1	0	20	5	8	.625	1	3	.333	0	0	---	0	3	3	2	3	0	1	1	0	11	11.0	11
Fultz	1	0	14	5	13	.385	0	0	---	0	0	---	4	0	4	8	1	0	0	1	0	10	10.0	10
Ilyasova (TOT)	3	2	83	11	27	.407	4	9	.444	2	4	.500	6	12	18	4	11	0	4	3	2	28	9.3	11
Ilyasova (PHI)	1	0	24	5	8	.625	1	2	.500	0	2	.000	3	3	6	1	3	0	1	1	2	11	11.0	11
Holmes	2	0	20	7	13	.538	0	1	.000	2	3	.667	0	3	3	3	6	1	0	0	1	16	8.0	14
McConnell	2	0	38	6	11	.545	0	2	.000	1	2	.500	0	4	4	10	4	0	3	3	0	13	6.5	10
Simmons	2	2	66	6	17	.353	0	1	.000	1	2	.500	7	12	19	17	9	0	0	6	2	13	6.5	7
Johnson	2	1	37	5	10	.500	0	1	.000	0	0	---	2	3	5	7	7	0	1	1	0	10	5.0	8
Booker	1	0	14	1	3	.333	0	0	---	0	0	---	1	2	3	1	1	0	1	1	0	2	2.0	2
Korkmaz	1	0	2	0	0	---	0	0	---	0	0	---	0	1	1	0	0	0	0	0	0	0	0.0	0
Luwawu-Cabarrot	1	0	11	0	1	.000	0	1	.000	0	0	---	0	0	0	0	0	0	0	0	0	0	0.0	0
76ERS	2	-	480	91	184	.495	21	53	.396	27	35	.771	21	73	94	69	53	1	12	31	9	230	115.0	123
NUGGETS	2	-	480	71	171	.415	18	64	.281	46	68	.676	19	66	85	45	33	0	20	30	16	206	103.0	104

NUGGETS 2017-18 SEASON SERIES STATISTICS VS. 76ERS

2017-2018 SEASON SERIES (0-2) — DENVER NUGGETS — VS. PHILADELPHIA

PLAYER	G	GS	MIN	FIELD GOALS FG	FIELD GOALS FGA	FIELD GOALS PCT	3-POINT FG	3-POINT FGA	3-POINT PCT	FREE THROWS FT	FREE THROWS FTA	FREE THROWS PCT	REBOUNDS OFF	REBOUNDS DEF	REBOUNDS TOT	AST	PF	DQ	STL	TO	BLK	PTS	AVG	HI
Murray	2	2	76	18	41	.439	3	14	.214	9	10	.900	1	10	11	6	3	0	3	4	3	48	24.0	31
Barton	2	1	68	13	30	.433	6	16	.375	7	8	.875	1	7	8	8	3	0	2	3	2	39	19.5	25
G. Harris	1	1	39	7	14	.500	1	5	.200	2	2	1.000	0	0	0	2	1	0	5	1	0	17	17.0	17
Jokic	2	2	67	9	28	.321	2	7	.286	13	15	.867	8	12	20	10	4	0	2	4	4	33	16.5	19
Millsap	1	1	32	5	10	.500	0	2	.000	6	11	.545	2	7	9	3	2	0	1	2	0	16	16.0	16
Lyles	2	0	42	8	16	.500	3	9	.333	1	2	.500	1	7	8	1	2	0	1	4	1	20	10.0	16
Chandler	2	2	68	4	11	.364	1	5	.200	1	2	.500	2	11	13	7	5	0	2	4	2	10	5.0	8
Plumlee	2	1	36	3	9	.333	0	0	---	2	10	.200	2	5	7	3	6	0	1	5	3	8	4.0	7
D. Harris (TOT)	2	0	37	1	9	.111	0	5	.000	5	6	.833	1	7	8	4	6	0	2	1	0	7	3.5	5
D. Harris (DEN)	1	0	21	1	6	.167	0	3	.000	3	4	.750	0	2	2	3	3	0	2	1	0	5	5.0	5
Beasley	1	0	5	1	1	1.000	1	1	1.000	0	0	---	0	0	0	0	0	0	0	0	1	3	3.0	3
Hernangomez	1	0	3	1	2	.500	1	2	.500	0	0	---	0	0	0	1	0	0	0	0	0	3	3.0	3
Craig	2	0	23	1	3	.333	0	0	---	2	4	.500	2	5	7	1	4	0	1	0	0	4	2.0	2
NUGGETS	2	-	480	71	171	.415	18	64	.281	46	68	.676	19	66	85	45	33	0	20	30	16	206	103.0	104
76ERS	2	-	480	91	184	.495	21	53	.396	27	35	.771	21	73	94	69	53	1	12	31	9	230	115.0	123

ALL-TIME MEETINGS

DATE			PHI	OPP
12/1/76	H	W	114	102
12/21/76	A	L	94	108
1/30/77	A	W	107	101
3/9/77	H	W	129	125**
11/5/77	H	W	132	101
1/29/78	A	W	118	117
2/1/78	H	W	104	101
2/25/78	A	L	115	124
11/15/78	H	W	109	103*
2/25/79	A	W	119	111
4/8/79	H	W	112	111
1/23/80	A	W	118	93
2/29/80	H	W	104	103
12/27/80	A	L	121	125
3/6/81	H	W	131	112
12/9/81	H	W	137	109
2/27/82	A	L	125	134
2/1/83	A	W	133	124

DATE			PHI	OPP
2/16/83	H	W	116	95
12/7/83	H	W	133	128
12/29/83	A	L	89	101
11/24/84	A	L	110	114
3/24/85	H	W	124	103
12/6/85	H	L	121	123
3/1/86	A	W	118	107
12/30/86	A	W	111	108
3/20/87	H	W	116	106
12/12/87	H	L	121	131
2/26/88	A	L	104	120
12/7/88	H	W	134	109
2/26/89	A	L	115	122
12/26/89	A	L	111	114
3/30/90	H	W	149	131
12/7/90	H	W	135	126
1/5/91	A	W	120	104
12/11/91	H	L	88	98

DATE			PHI	OPP
12/30/91	A	L	93	109
2/12/93	A	L	122	126
3/23/93	H	W	88	80
12/15/93	H	W	101	93
1/2/94	A	W	96	80
2/18/95	H	W	95	89
2/23/95	A	L	75	105
12/11/95	H	L	91	104
12/30/95	A	L	100	108
12/26/96	A	W	118	89
2/16/97	H	L	97	112
12/12/97	H	W	106	91
2/27/98	A	W	79	78
12/6/99	H	L	77	94
1/31/00	A	L	80	83
12/4/00	A	L	98	105
2/5/01	H	W	99	80
12/28/01	A	L	90	93

DATE			PHI	OPP
2/18/02	H	W	110	83
12/16/02	H	W	93	71
3/2/03	A	W	100	94
12/12/03	H	L	77	86
2/17/04	A	L	85	106
12/14/04	H	W	110	102
12/31/04	A	L	92	97
12/27/05	H	W	108	106
3/9/06	A	L	93	97
11/10/06	H	L	101	108
1/2/07	A	W	108	97
1/6/08	A	L	96	109
3/19/08	H	W	115	113
12/26/08	A	L	101	105
2/18/09	H	L	89	101
12/7/09	H	L	83	93
1/3/10	A	W	108	105
12/26/10	A	W	95	89

DATE			PHI	OPP
1/30/11	H	W	110	99
1/18/12	H	L	104	108*
10/31/12	H	W	84	75
3/21/13	A	L	100	101
12/7/13	H	L	92	103
1/1/14	A	W	114	102
2/3/15	H	W	105	98
3/25/15	A	W	99	85
12/5/15	H	L	105	108
3/23/16	A	L	103	104
12/5/16	H	L	98	106
12/30/16	A	W	124	122
12/30/17	A	W	107	102
3/26/18	H	W	123	104

** overtime*
***double-overtime*

DETROIT PISTONS

GENERAL INFORMATION

Dwane Casey

Franchise Timeline (Established) ..... Fort Wayne Pistons (1948-49), Detroit Pistons (1957-58)
Address ..... 6 Championship Drive; Auburn Hills, MI 48326
Owner ..... Tom Gores
Vice Chairman ..... Arn Tellem
Senior Advisor to Owner Tom Gores ..... Ed Stefanski
Head Coach ..... Dwane Casey
Associate General Manager ..... Pat Garrity
Assistant General Managers ..... Sachin Gupta, Malik Rose
General Manager ..... Jeff Bower
Assistant General Manager ..... Pat Garrity
Assistant Coaches ..... Sidney Lowe, Sean Sweeney, Micah Nori, Tim Grgurich, Corey Gaines
Player Development Coach ..... D.J. Bakker
Medical Director ..... Bernard Condevaux
Athletic Trainer ..... Jim Scholler
Head Strength & Conditioning Coach ..... Jordan Sabourin
Public Relations ..... Kevin Grigg, Cletus Lewis, Josh Schur
Home Court ..... Little Caesars Arena (20,491)

BROADCAST INFORMATION

Radio ..... 97.1 The Ticket: George Blaha, Mark Champion, Rick Mahorn
Cable Television ..... FS Detroit: George Blaha, Greg Kelser

2018-19 SCHEDULE
10/23/18 ..... @ DET
11/3/18 ..... @ PHI
12/7/18 ..... @ DET
12/10/18 ..... @ PHI

ALL-TIME SERIES RESULTS
Overall: 215-155
Home: 118-47
Away: 74-92
Neutral: 23-16

PLAYOFFS
Overall: 9-15
Home: 8-4
Away: 1-11

ALL-TIME SERIES INFORMATION

76ers Largest Margin of Victory: 39, 3/25/81
76ers Most Pts. Scored: 162, 2/8/63
76ers Fewest Pts. Scored: 64, 1/12/50

Pistons Largest Margin of Victory: 37, 12/20/97
Pistons Most Pts. Scored: 146, 1/12/63
Pistons Fewest Pts. Scored: 60, 1/5/54

DETROIT PISTONS

76ERS 2017-18 SEASON SERIES STATISTICS VS. PISTONS

2017-2018 SEASON SERIES (4-0) PHILADELPHIA 76ERS VS. DETROIT

				-FIELD GOALS-			-3-POINT FG--			-FREE THROWS-			--REBOUNDS--											
PLAYER	G	GS	MIN	FG	FGA	PCT	FG	FGA	PCT	FT	FTA	PCT	OFF	DEF	TOT	AST	PF	DQ	STL	TO	BLK	PTS	AVG	HI
Embiid	3	3	85	27	52	.519	2	6	.333	22	25	.880	7	21	28	0	12	0	3	14	1	78	26.0	30
Ilyasova (TOT)	3	3	88	19	39	.487	5	14	.357	12	14	.857	7	12	19	2	5	0	2	2	0	55	18.3	23
Ilyasova (PHI)	1	1	33	4	16	.250	1	6	.167	4	6	.667	5	6	11	1	2	0	0	1	0	13	13.0	13
Redick	4	4	127	25	43	.581	9	21	.429	12	13	.923	0	13	13	17	6	0	2	5	0	71	17.8	25
Covington	4	4	127	20	43	.465	14	30	.467	7	8	.875	4	18	22	7	10	0	10	4	4	61	15.3	25
Simmons	4	4	128	26	40	.650	0	0	---	9	13	.692	7	25	32	32	10	0	4	14	4	61	15.3	21
Belinelli (TOT)	3	0	71	14	31	.452	7	16	.438	3	4	.750	0	5	5	3	1	0	5	4	0	38	12.7	19
Belinelli (PHI)	1	0	30	6	12	.500	4	7	.571	3	4	.750	0	4	4	2	0	0	3	4	0	19	19.0	19
Saric	3	2	72	13	31	.419	5	13	.385	4	4	1.000	4	10	14	5	4	0	0	3	0	35	11.7	17
Bayless	3	1	72	7	21	.333	4	10	.400	4	4	1.000	1	5	6	7	6	0	1	5	0	22	7.3	9
Luwawu-Cabarrot	3	0	40	6	13	.462	3	7	.429	4	6	.667	1	4	5	6	3	0	2	2	0	19	6.3	13
Holmes	2	0	39	5	10	.500	0	0	---	1	1	1.000	3	7	10	4	4	0	3	0	0	11	5.5	11
Johnson	4	1	79	9	25	.360	2	4	.500	2	4	.500	12	18	30	10	16	0	2	2	1	22	5.5	9
McConnell	3	0	58	5	14	.357	1	2	.500	0	0	---	1	6	7	13	6	0	2	4	1	11	3.7	5
Fultz	2	0	32	3	11	.273	0	1	.000	0	0	---	0	4	4	7	1	0	1	4	0	6	3.0	4
McAdoo	1	0	7	1	2	.500	1	2	.500	0	0	---	0	2	2	0	1	0	0	0	0	3	3.0	3
Anderson	2	0	12	1	4	.250	0	3	.000	0	0	---	0	4	4	1	0	0	0	0	0	2	1.0	2
Booker	1	0	8	0	2	.000	0	0	---	0	0	---	0	3	3	0	1	0	0	1	0	0	0.0	0
Stauskas	1	0	9	0	1	.000	0	0	---	0	0	---	0	0	0	1	0	0	1	0	0	0	0.0	0
76ERS	4	-	960	158	340	.465	46	112	.411	72	88	.818	45	150	195	113	82	0	34	66	11	434	108.5	115
PISTONS	4	-	960	136	329	.413	38	119	.319	65	93	.699	31	120	151	84	81	1	26	63	13	375	93.8	108

PISTONS 2017-18 SEASON SERIES STATISTICS VS. 76ERS

2017-2018 SEASON SERIES (0-4) DETROIT PISTONS VS. PHILADELPHIA

				-FIELD GOALS-			-3-POINT FG--			-FREE THROWS-			--REBOUNDS--											
PLAYER	G	GS	MIN	FG	FGA	PCT	FG	FGA	PCT	FT	FTA	PCT	OFF	DEF	TOT	AST	PF	DQ	STL	TO	BLK	PTS	AVG	HI
Griffin (TOT)	1	1	36	10	25	.400	3	8	.375	6	8	.750	3	3	6	5	4	0	0	5	1	29	29.0	29
Harris	3	3	94	19	43	.442	5	16	.313	9	11	.818	1	13	14	4	6	0	3	4	1	52	17.3	27
Jackson	3	3	80	17	41	.415	2	10	.200	13	15	.867	2	11	13	18	5	0	0	9	1	49	16.3	25
Drummond	4	4	140	18	35	.514	0	2	.000	15	23	.652	15	33	48	13	19	1	10	8	3	51	12.8	14
Bullock	2	2	54	7	15	.467	5	11	.455	1	1	1.000	2	2	4	1	3	0	1	3	0	20	10.0	15
S. Johnson	3	3	87	9	23	.391	3	12	.250	7	10	.700	2	7	9	5	10	0	3	5	0	28	9.3	19
Buycks	1	0	22	4	8	.500	0	1	.000	1	2	.500	0	3	3	6	1	0	1	3	0	9	9.0	9
Reed (TOT)	1	0	17	4	5	.800	0	0	---	1	2	.500	1	2	3	0	6	1	0	2	1	9	9.0	9
Galloway	3	0	45	9	21	.429	7	16	.438	1	3	.333	1	5	6	1	3	0	1	2	0	26	8.7	11
Tolliver	4	1	81	12	25	.480	9	21	.429	1	3	.333	3	7	10	1	4	0	0	2	1	34	8.5	25
Bradley	3	3	89	12	35	.343	1	10	.100	0	0	---	1	2	3	6	8	0	0	6	0	25	8.3	15
Kennard	4	0	82	11	24	.458	3	6	.500	5	9	.556	0	11	11	5	7	0	2	4	0	30	7.5	12
Smith	4	1	90	12	36	.333	2	9	.222	3	4	.750	1	8	9	20	3	0	5	7	5	29	7.3	14
Leuer	1	0	16	0	2	.000	0	1	.000	6	6	1.000	1	3	4	0	3	0	0	1	0	6	6.0	6
Marjanovic	2	0	13	3	7	.429	0	0	---	2	2	1.000	1	3	4	1	2	0	0	2	0	8	4.0	6
Ellenson	2	0	25	3	10	.300	1	3	.333	0	2	.000	0	5	5	0	1	0	0	2	0	7	3.5	5
Moreland	3	0	29	0	0	---	0	0	---	1	2	.500	1	6	7	3	5	0	0	1	2	1	0.3	1
Ennis (TOT)	1	0	7	0	3	.000	0	1	.000	0	0	---	0	0	0	0	1	0	0	0	0	0	0.0	0
Ennis (DET)	1	0	7	0	3	.000	0	1	.000	0	0	---	0	0	0	0	1	0	0	0	0	0	0.0	0
Montero	1	0	6	0	1	.000	0	0	---	0	0	---	0	1	1	0	0	0	0	0	0	0	0.0	0
PISTONS	4	-	960	136	329	.413	38	119	.319	65	93	.699	31	120	151	84	81	1	26	63	13	375	93.8	108
76ERS	4	-	960	158	340	.465	46	112	.411	72	88	.818	45	150	195	113	82	0	34	66	11	434	108.5	115

DETROIT PISTONS

ALL-TIME MEETINGS

DATE			PHI	OPP
12/14/49	H	W	96	83
1/12/50	A	W	64	62
11/2/50	H	W	92	77
12/21/50	A	L	72	97
12/25/50	H	W	81	69
1/11/51	A	L	76	84
2/14/51	A	L	75	77
3/1/51	H	W	108	86
11/1/51	H	W	90	75
11/22/51	A	W	96	72
11/29/51	H	W	82	78
12/11/51	N	W	80	62
2/28/52	H	W	88	83
3/6/52	A	W	83	81**
12/4/52	A	W	78	70
1/1/53	H	W	92	78
1/22/53	H	W	87	75
2/11/53	A	L	78	96
2/26/53	H	W	89	77
3/4/53	A	W	75	73**
11/12/53	A	L	74	78
11/19/53	H	W	79	76
12/6/53	A	L	77	78
1/5/54	A	W	72	60
1/7/54	H	W	70	67
2/6/54	H	W	93	87*
2/18/54	H	W	91	77
3/4/54	A	W	86	63
11/11/54	A	W	88	86
11/18/54	H	W	91	82
1/13/55	H	W	100	83
1/25/55	N	L	66	69
1/27/55	H	W	94	79
2/3/55	A	L	85	104
3/2/55	N	W	103	90
3/3/55	A	W	83	81
3/12/55	H	W	112	92
11/5/55	H	W	114	113*
11/13/55	A	L	79	93
12/6/55	N	L	88	90
12/8/55	A	L	94	105
2/5/56	H	W	90	85
2/6/56	A	L	98	99
2/18/56	H	W	85	84
2/23/56	H	W	94	92
2/27/56	A	W	98	95*
11/29/56	H	L	87	92
12/4/56	A	W	97	96*
12/6/56	A	L	92	104
12/7/56	N	L	97	105
1/20/57	H	W	101	98
2/3/57	H	W	104	95
2/25/57	A	L	102	108
2/28/57	H	W	123	112
3/13/57	A	L	81	114
12/6/57	H	W	118	91
12/22/57	H	W	119	93
12/28/57	A	L	111	117
1/8/58	A	L	107	109
1/12/58	H	W	135	109
1/30/58	N	L	83	87
2/4/58	A	L	113	118
2/18/58	A	L	98	120
3/9/58	H	W	111	90
10/19/58	H	W	103	94
11/14/58	A	W	111	109
11/28/58	A	L	93	101
12/14/58	A	W	101	95
1/4/59	H	W	118	94
1/27/59	A	W	121	107
2/6/59	N	W	122	103
2/11/59	H	L	114	118*
2/22/59	H	W	139	108
10/28/59	A	L	102	117
11/8/59	H	W	118	107
12/19/59	A	L	112	120
1/8/60	N	W	118	107
1/10/60	H	W	108	103
1/26/60	N	L	114	121
1/27/60	A	W	144	108
2/21/60	H	W	122	120
2/24/60	A	L	110	128
11/23/60	A	L	115	122
12/10/60	A	W	117	107
12/30/60	N	L	112	121
1/8/61	H	W	128	115
2/3/61	A	L	118	121
2/4/61	N	L	104	111
2/11/61	N	W	141	111
2/12/61	H	W	148	122
2/17/61	N	W	115	113
2/21/61	N	W	123	118
12/19/61	N	W	124	111
12/30/61	H	W	109	108
1/5/62	N	L	135	138*
1/24/62	A	L	102	111
1/25/62	N	L	100	101
2/11/62	H	W	132	116
3/3/62	A	W	128	114
3/10/62	H	W	128	111
3/14/62	A	L	102	105
11/21/62	A	W	122	120
12/4/62	N	L	129	130
1/12/63	N	L	115	146
1/13/63	H	W	148	114
2/8/63	A	W	162	135
2/17/63	H	W	143	124
2/22/63	A	L	117	126
3/2/63	H	W	152	128
3/3/63	A	W	127	123
10/16/63	A	W	117	115
10/19/63	H	L	121	124
11/6/63	A	L	101	119
12/1/63	N	W	132	121
12/27/63	N	W	119	107
2/14/64	H	W	130	123
2/26/64	A	W	130	122
3/13/64	N	L	122	133
10/16/64	H	W	125	113
11/18/64	A	L	111	124
11/28/64	A	W	101	93
12/4/64	H	W	119	106
1/18/65	N	W	109	95
1/19/65	N	L	97	103
1/22/65	N	W	109	103*
1/26/65	N	L	105	107
2/24/65	A	L	104	106
3/13/65	H	W	131	116
10/23/65	H	W	120	103
11/3/65	A	L	100	110
12/10/65	H	L	114	116
12/29/65	A	W	113	112
1/12/66	A	L	111	129
1/19/66	N	W	110	93
1/30/66	H	W	117	98
2/9/66	A	W	108	91
2/14/66	N	W	149	123
2/22/66	N	W	117	112
11/8/66	N	W	118	100
11/26/66	H	W	131	123
11/30/66	A	W	128	119
12/17/66	N	W	120	105
12/30/66	N	W	137	113
1/18/67	A	W	113	105
2/15/67	A	W	127	121
3/3/67	N	W	129	103
3/5/67	H	W	131	106
10/21/67	H	W	116	111
10/24/67	N	W	124	102
11/15/67	A	L	120	123
12/30/67	N	W	122	107
1/13/68	A	W	115	106
1/25/68	A	W	123	108
2/2/68	H	W	131	121
2/23/68	H	W	138	117
10/25/68	A	L	122	132
12/7/68	H	W	140	106
1/5/69	H	W	126	119
1/7/69	A	L	114	117
1/25/69	H	W	124	106
2/27/69	N	L	123	126
3/2/69	A	W	126	112
11/7/69	A	L	128	134**
11/28/69	H	W	110	91
12/12/69	H	W	125	111
2/19/70	N	W	133	114
2/21/70	A	W	112	110
2/25/70	H	W	122	105
11/17/70	A	W	113	91
11/20/70	H	L	112	120
12/25/70	H	W	105	100
2/12/71	A	L	109	118
3/6/71	H	W	121	115
11/12/71	H	W	115	101
12/11/71	A	W	118	111
1/4/72	A	W	131	127
1/15/72	A	W	131	121
2/4/72	H	L	113	118
12/20/72	A	L	113	141
2/2/73	A	L	104	114
2/16/73	H	W	119	106
3/25/73	N	L	96	115
12/14/73	A	W	96	93
12/15/73	H	L	89	99
2/17/74	H	L	107	118
3/23/74	A	W	97	89
11/2/74	H	L	94	100
12/14/74	A	L	93	100
1/4/75	A	L	82	89
2/14/75	H	W	103	101
12/19/75	A	W	115	114*
12/30/75	H	W	114	108
3/5/76	H	W	123	112
4/4/76	A	L	97	101
11/24/76	A	L	117	118
2/2/77	H	W	138	116
3/30/77	H	W	115	112
4/8/77	A	L	112	116
10/19/77	H	W	113	96
11/23/77	A	W	106	105
2/15/78	A	W	116	113
4/5/78	H	W	126	115
10/20/78	A	W	126	117
11/11/78	H	W	135	112
2/7/79	H	W	114	103
2/21/79	A	L	99	106*
10/19/79	H	W	112	104
11/9/79	A	L	98	106
12/18/79	A	W	114	102
1/30/80	H	W	121	108
2/15/80	A	W	114	104
3/17/80	H	W	123	109
10/22/80	A	W	94	93
11/5/80	H	W	107	103
1/20/81	A	L	75	83
2/18/81	H	W	111	97
3/25/81	H	W	114	75
11/10/81	A	W	95	93
11/28/81	H	W	116	103
1/5/82	A	L	101	124
3/25/82	A	L	98	100
4/14/82	H	W	119	111
11/5/82	A	W	120	109
11/17/82	H	W	120	103
12/11/82	H	W	128	111
1/14/83	A	W	115	105
3/7/83	H	W	123	114
3/20/83	A	W	121	119
11/9/83	A	L	116	120
11/22/83	H	W	112	108
12/23/83	A	W	108	106
1/17/84	H	W	128	117
4/3/84	A	L	115	118
4/11/84	H	L	113	126
11/14/84	H	L	133	137*
11/16/84	A	W	101	90
12/25/84	A	W	109	108
1/9/85	H	W	126	122
2/16/85	A	W	125	114
2/22/85	H	W	110	99
10/30/85	H	W	132	125*
11/23/85	H	L	114	119
12/3/85	A	W	127	107
1/11/86	A	W	102	101
2/15/86	A	L	133	134*
4/8/86	H	W	116	112
11/21/86	H	L	110	120
12/20/86	H	L	88	98
2/11/87	H	L	113	123*
2/14/87	A	L	107	125
3/14/87	A	L	95	98
11/13/87	H	L	94	113
11/18/87	A	W	113	109
2/15/88	A	L	95	102
4/8/88	H	L	86	96
4/24/88	A	L	118	128
11/8/88	H	L	109	116
12/10/88	A	L	100	106
2/3/89	H	L	106	124
3/11/89	H	L	106	111
4/21/89	A	L	91	100
12/8/89	H	W	107	101
1/17/90	H	W	112	108
3/2/90	A	L	112	115*
4/19/90	A	W	107	97
11/30/90	A	L	94	96
12/22/90	H	W	106	99
2/5/91	A	L	98	107
3/20/91	H	W	107	103
11/16/91	A	W	89	86
2/16/92	H	L	83	90
3/18/92	A	L	85	91
4/8/92	H	L	71	89
12/4/92	H	L	99	101
12/5/92	A	L	88	112
1/16/93	H	W	123	108
2/23/93	A	L	89	101
11/21/93	A	L	89	103
12/20/93	H	W	121	92
4/12/94	A	W	134	107
4/24/94	H	W	110	102
11/15/94	A	L	98	99
12/17/94	H	L	92	97
1/16/95	H	L	110	116
1/24/95	A	L	105	116
11/24/95	A	L	78	101
2/14/96	H	L	83	102
4/5/96	H	L	87	108
4/10/96	A	L	76	92
11/5/96	H	L	81	83
1/25/97	A	L	95	104
3/30/97	A	W	96	92
12/20/97	A	L	78	115
12/22/97	H	L	92	96
3/18/98	A	W	104	96
3/23/98	H	L	79	94
2/9/99	H	W	90	86
4/22/99	A	W	104	96
5/2/99	A	L	96	100
5/5/99	H	W	105	100*
12/18/99	A	L	91	104
12/20/99	H	W	122	121*
1/29/00	A	L	88	90
4/15/00	H	W	100	94
11/8/00	H	W	103	94
1/26/01	H	W	105	89
2/23/01	A	W	99	78
4/4/01	A	W	90	84
11/21/01	H	W	94	89
2/5/02	A	L	82	86
4/5/02	H	L	88	92
1/8/03	H	L	94	103*
1/22/03	A	W	92	83
3/20/03	A	L	85	113
4/8/03	H	W	91	74
11/26/03	H	W	90	86
12/9/03	A	W	78	76
2/23/04	H	L	66	76
3/14/04	A	L	69	85
11/6/04	A	L	91	99
1/15/05	A	L	95	99
2/16/05	H	L	75	93
3/23/05	H	W	107	84
11/2/05	A	L	88	108
2/3/06	H	L	80	87
3/29/06	H	L	91	101
11/21/06	H	L	87	97
1/9/07	H	L	89	98
3/20/07	A	L	75	96
4/15/07	A	W	102	91
11/23/07	A	L	78	83
1/23/08	H	L	78	86
3/12/08	A	W	83	82
4/9/08	H	W	101	94
12/5/08	A	W	96	91
3/29/09	A	L	97	101
4/4/09	H	L	95	90
11/8/09	A	L	81	88
12/9/09	H	L	86	90
1/9/10	A	W	104	94
4/6/10	H	L	103	124
1/8/11	A	L	109	112*
2/25/11	H	W	110	94
4/13/11	H	L	100	104
1/6/12	H	W	96	73
1/28/12	H	W	95	74
2/28/12	A	W	97	68
4/26/12	A	L	86	108
11/14/12	H	L	76	94
12/10/12	H	W	104	97
4/15/13	A	L	101	109
12/1/13	A	L	100	115
1/10/14	H	L	104	114
2/1/14	A	L	96	113
3/29/14	H	W	123	98
12/6/14	A	W	108	101*
1/17/15	A	L	89	107
1/28/15	H	W	89	69
3/18/15	H	W	94	83
12/11/15	H	L	95	107*
1/27/16	A	L	97	110
2/24/16	A	L	91	111
3/12/16	H	L	111	125
12/11/16	A	W	97	79
2/6/17	A	L	96	113
3/4/17	H	L	106	136
10/23/17	A	W	97	86
12/2/17	H	W	108	103
1/5/18	H	W	114	78
4/4/18	A	W	115	108

** overtime*
***double-overtime*

OPPONENTS

GOLDEN STATE WARRIORS

GENERAL INFORMATION

Steve Kerr

Franchise Timeline (Established)..... Philadelphia Warriors (1946-47), San Francisco Warriors (1962-63), ...Golden State Warriors (1971-72)
Address.....1011 Broadway; Oakland, CA 94607
Owner & CEO.....Joe Lacob
Owner..... Peter Guber
President & Chief Operating Officer .....Rick Welts
President, Basketball Operations/General Manager .....Bob Myers
Head Coach .....Steve Kerr
Assistant Coaches .....Ron Adams, Mike Brown, Jarron Collins, Bruce Fraser
Assistant Coaches/Player Development..... Chris DeMarco, Bruce Fraser, Willie
Head Athletic Trainer .....Drew Yoder
Director of Sports Medicine & Performance..... Dr. Rick Celebrini
Head of Physical Performance and Sports Medicine..... Lachlan Penfold
Public Relations .....Raymond Ridder, Michael Ravina, Brett Winkler, Darryl Arata, Cole Lawrence
Home Court .....Oracle Arena (19,596)

BROADCAST INFORMATION

Radio.....KGMZ-FM (95.7 The Game): Tim Roye
Television.....NBC Sports Bay Area: Bob Fitzgerald, Jim Barnett, Kerith Burke

2018-19 SCHEDULE
1/31/19..... @ GS
3/2/19..... @ PHI

ALL-TIME SERIES RESULTS
Overall: 165-150
Home: 92-49
Away:..... 52-79
Neutral: 21-22

PLAYOFFS
Overall: 21-13
Home: 13-3
Away: 8-10

ALL-TIME SERIES INFORMATION

76ers Largest Margin of Victory: 46, 12/14/68
76ers Most Pts. Scored: 163, 3/10/63
76ers Fewest Pts. Scored: 64, 12/29/49

Warriors Largest Margin of Victory: 43, 11/9/61
Warriors Most Pts. Scored: 151, 11/9/61
Warriors Fewest Pts. Scored: 61, 11/1/53

GOLDEN STATE WARRIORS

76ERS 2017-18 SEASON SERIES STATISTICS VS. WARRIORS

2017-2018 SEASON SERIES (0-2) — PHILADELPHIA 76ERS — VS. GOLDEN STATE

PLAYER	G	GS	MIN	-FIELD GOALS- FG	FGA	PCT	-3-POINT FG-- FG	FGA	PCT	-FREE THROWS- FT	FTA	PCT	--REBOUNDS-- OFF	DEF	TOT	AST	PF	DQ	STL	TO	BLK	PTS	AVG	HI
Redick	2	2	67	15	29	.517	4	10	.400	3	4	.750	2	0	2	8	3	0	4	1	0	37	18.5	20
Simmons	2	2	67	17	32	.531	0	0	---	2	6	.333	5	8	13	20	4	0	3	5	0	36	18.0	23
Embiid	2	2	59	11	27	.407	1	5	.200	10	12	.833	5	10	15	5	6	0	1	12	2	33	16.5	21
Covington	2	2	66	10	24	.417	7	18	.389	4	5	.800	1	9	10	3	5	0	3	0	1	31	15.5	20
Saric	2	2	64	12	28	.429	3	8	.375	0	0	---	5	9	14	7	2	0	3	3	2	27	13.5	14
Luwawu-Cabarrot	2	0	48	11	22	.500	4	8	.500	0	1	.000	0	2	2	2	4	0	1	3	0	26	13.0	15
Holmes	2	0	36	6	8	.750	0	1	.000	5	6	.833	1	10	11	2	8	1	0	1	1	17	8.5	11
Anderson	1	0	16	3	4	.750	2	2	1.000	0	0	---	2	4	6	1	3	0	1	1	0	8	8.0	8
McAdoo	1	0	7	1	4	.250	1	4	.250	2	2	1.000	0	0	0	0	0	0	0	1	0	5	5.0	5
McConnell	2	0	48	4	11	.364	0	0	---	0	0	---	2	1	3	10	5	0	2	3	1	8	4.0	6
Korkmaz	1	0	3	1	2	.500	0	1	.000	0	0	---	1	1	2	0	1	0	0	0	0	2	2.0	2
76ERS	2	-	480	91	191	.476	22	57	.386	26	36	.722	24	54	78	58	41	1	18	31	7	230	115.0	116
WARRIORS	2	-	480	98	173	.566	21	50	.420	42	46	.913	15	72	87	56	41	0	20	35	17	259	129.5	135

WARRIORS 2017-18 SEASON SERIES STATISTICS VS. 76ERS

2017-2018 SEASON SERIES (2-0) — GOLDEN STATE WARRIORS — VS. PHILADELPHIA

PLAYER	G	GS	MIN	-FIELD GOALS- FG	FGA	PCT	-3-POINT FG-- FG	FGA	PCT	-FREE THROWS- FT	FTA	PCT	--REBOUNDS-- OFF	DEF	TOT	AST	PF	DQ	STL	TO	BLK	PTS	AVG	HI
Curry	2	2	65	16	34	.471	7	17	.412	18	18	1.000	0	9	9	14	1	0	1	4	1	57	28.5	35
Durant	2	2	61	22	38	.579	4	12	.333	8	10	.800	1	8	9	7	2	0	4	8	4	56	28.0	29
Thompson	2	2	66	16	33	.485	5	9	.556	3	3	1.000	1	4	5	3	3	0	1	2	0	40	20.0	23
Green	2	2	67	7	13	.538	1	4	.250	3	4	.750	2	15	17	15	8	0	3	1	7	18	9.0	10
West	2	0	23	8	9	.889	0	1	.000	2	2	1.000	1	6	7	4	4	0	1	6	1	18	9.0	14
Young	2	0	27	6	8	.750	4	6	.667	0	0	---	0	4	4	2	2	0	3	1	0	16	8.0	13
Pachulia	2	2	28	6	10	.600	0	0	---	2	3	.667	3	5	8	1	6	0	2	4	0	14	7.0	10
Casspi	2	0	18	4	4	1.000	0	0	---	3	3	1.000	1	2	3	0	2	0	0	2	0	11	5.5	9
McGee	2	0	14	4	5	.800	0	0	---	3	3	1.000	0	4	4	1	3	0	1	1	0	11	5.5	11
Livingston	2	0	34	3	8	.375	0	0	---	0	0	---	2	5	7	4	2	0	3	1	0	6	3.0	4
Looney	2	0	25	3	5	.600	0	0	---	0	0	---	3	4	7	2	5	0	1	0	4	6	3.0	4
Bell	1	0	8	1	2	.500	0	0	---	0	0	---	1	1	2	2	2	0	0	2	0	2	2.0	2
Iguodala	1	0	26	1	2	.500	0	1	.000	0	0	---	0	4	4	1	1	0	0	1	0	2	2.0	2
McCaw	2	0	20	1	2	.500	0	0	---	0	0	---	0	1	1	0	0	0	0	1	0	2	1.0	2
WARRIORS	2	-	480	98	173	.566	21	50	.420	42	46	.913	15	72	87	56	41	0	20	35	17	259	129.5	135
76ERS	2	-	480	91	191	.476	22	57	.386	26	36	.722	24	54	78	58	41	1	18	31	7	230	115.0	116

GOLDEN STATE WARRIORS

ALL-TIME MEETINGS

DATE			PHI	OPP
11/6/49	H	W	82	72
12/29/49	N	W	64	62
11/30/50	A	L	78	81
12/28/50	A	L	88	91*
1/21/51	H	L	86	96
2/4/51	H	W	78	75
2/27/51	A	L	72	86
3/4/51	H	W	85	79
3/11/51	H	L	91	95
3/17/51	A	L	86	100
11/16/51	A	W	97	90
11/30/51	A	L	75	82
12/9/51	H	W	93	74
1/6/52	H	W	98	93
1/25/52	A	L	94	95*
2/8/52	A	W	96	87
2/10/52	H	W	91	84
3/8/52	A	L	83	92
3/9/52	H	W	99	82
11/1/52	A	L	84	86*
11/2/52	H	W	117	91
12/6/52	A	W	82	74
12/11/52	H	W	102	83
1/10/53	N	W	87	77
1/11/53	H	W	76	72
2/8/53	H	W	98	89
2/22/53	H	W	86	73
2/24/53	N	W	74	63
3/7/53	N	L	87	88
10/31/53	A	L	73	79
11/1/53	H	W	85	61
1/2/54	A	W	74	66
1/3/54	H	L	77	90
1/24/54	H	L	78	80
1/26/54	N	W	79	75
2/3/54	N	L	70	82
2/11/54	A	L	74	76**
2/16/54	N	L	77	95
3/6/54	H	W	88	77
11/16/54	N	W	86	85
12/4/54	H	L	73	79
12/5/54	H	W	89	72
12/7/54	N	W	88	81
12/12/54	H	L	87	96
12/29/54	A	L	70	72
1/19/55	N	W	98	97*
1/26/55	N	W	107	99
1/30/55	H	L	83	93
2/18/55	A	L	86	110
2/27/55	H	W	105	77
3/6/55	H	W	107	101
11/19/55	A	L	94	102
11/23/55	N	L	101	104
12/9/55	A	L	92	101
12/18/55	H	W	99	79
12/29/55	A	L	83	112
1/4/56	H	L	87	88
1/25/56	A	L	100	112
1/26/56	H	W	100	89
2/7/56	N	L	95	128
2/26/56	H	L	85	87
3/3/56	A	L	96	102
3/11/56	H	W	99	88
10/27/56	N	W	109	103**

DATE			PHI	OPP
11/17/56	A	L	96	109
11/18/56	H	W	99	97
12/15/56	H	L	108	117
12/29/56	A	W	104	103*
1/6/57	H	W	128	123
1/17/57	A	W	108	103
1/18/57	N	L	94	96
2/2/57	A	L	100	107
2/21/57	H	W	92	86
3/2/57	A	L	85	98
3/3/57	H	W	112	86
10/25/57	H	W	103	85
11/14/57	A	W	97	94
11/27/57	H	W	92	87
11/28/57	A	L	98	102
12/3/57	N	W	119	96
12/29/57	H	W	105	97
1/5/58	A	W	111	96
1/23/58	A	W	101	88
2/13/58	H	W	108	98
2/20/58	N	L	97	110
2/27/58	A	L	91	97
3/12/58	H	W	110	99
10/25/58	H	L	109	110
11/8/58	A	W	103	98
11/23/58	A	L	107	110
12/9/58	N	W	106	90
12/13/58	H	W	115	110
1/2/59	A	W	117	107
1/7/59	H	W	111	99
1/14/59	N	W	119	104
2/15/59	H	W	121	101
2/21/59	A	L	112	113
3/6/59	N	L	114	118
3/8/59	H	W	133	103
11/4/59	A	L	113	124
11/21/59	H	W	116	107
11/22/59	N	L	103	114
12/13/59	H	W	150	121
12/25/59	N	L	121	129
1/9/60	A	L	112	119
1/13/60	N	L	131	132*
1/20/60	H	L	123	129
2/4/60	H	W	137	110
2/6/60	A	L	126	129
2/17/60	A	L	116	123
2/18/60	H	W	136	122
3/9/60	H	W	137	126
10/22/60	H	L	123	133
11/17/60	A	W	106	105
12/6/60	N	L	107	113
12/11/60	H	W	132	121
1/5/61	A	L	127	139
1/15/61	H	W	116	113
1/18/61	N	W	129	118
2/1/61	H	L	113	122
2/9/61	A	W	136	126
2/18/61	N	W	129	110
3/1/61	H	W	149	128
3/3/61	N	L	116	123
3/4/61	A	L	115	116
10/27/61	A	W	126	122
10/28/61	H	L	113	119
11/9/61	A	L	108	151

DATE			PHI	OPP
11/18/61	H	W	148	130
12/14/61	A	L	125	136
12/26/61	N	L	111	118
1/9/62	A	W	129	120
1/21/62	N	L	132	139*
2/3/62	H	W	134	112
2/4/62	A	L	117	128
2/21/62	H	W	150	109
3/11/62	H	W	149	130
12/11/62	A	L	124	136
12/16/62	A	W	144	137
12/22/62	H	L	118	123
12/28/62	N	L	117	124
1/26/63	A	W	116	110
1/27/63	A	W	119	110
2/10/63	H	W	139	115
3/10/63	H	W	163	148
11/12/63	H	W	106	102*
12/20/63	A	W	114	112
12/22/63	A	L	104	118
12/26/63	H	W	118	112
1/17/64	H	L	91	112
1/28/64	H	L	117	139
3/16/64	A	W	111	110
3/18/64	A	L	85	89
11/10/64	H	L	99	110
11/26/64	H	W	128	117
12/14/64	N	W	119	112
12/18/64	A	L	111	117
12/20/64	A	W	113	111
1/6/65	N	W	121	102
1/21/65	H	W	111	102
2/9/65	N	W	132	114
2/11/65	A	L	100	106
3/16/65	H	L	107	115
11/4/65	N	L	119	121
11/5/65	H	W	133	115
11/11/65	N	W	109	101
11/26/65	A	W	132	120
11/27/65	A	W	124	117
12/18/65	A	W	120	116*
12/20/65	A	L	118	124
12/26/65	H	W	121	107
2/19/66	A	W	123	119
3/3/66	H	W	135	125
11/4/66	H	W	134	129
11/24/66	H	W	140	123
12/22/66	A	W	116	114
2/2/67	N	L	120	137
2/4/67	N	W	140	127
2/7/67	N	W	126	123
3/2/67	H	W	136	128
3/14/67	A	W	139	110
3/16/67	A	L	131	145
11/4/67	H	W	117	110
11/10/67	A	L	104	123
11/29/67	H	L	95	113
1/19/68	A	L	120	131
2/4/68	H	W	141	117
2/13/68	A	W	112	105
2/27/68	H	W	127	107
12/14/68	H	W	137	91
12/21/68	A	L	94	109
1/19/69	H	L	97	98

DATE			PHI	OPP
2/14/69	H	L	111	127
2/19/69	A	L	117	134
2/22/69	A	W	129	122
12/20/69	A	W	122	109
12/26/69	H	W	141	121
12/28/69	N	W	138	112
1/16/70	H	W	127	105
2/7/70	A	W	115	111
3/22/70	H	W	132	112
10/28/70	A	W	111	108
11/24/70	H	L	96	104
12/11/70	H	L	101	102
12/19/70	A	W	108	99
1/5/71	H	W	97	92
11/25/71	A	W	112	111
12/16/71	A	L	93	113
1/22/72	H	L	106	113
2/10/72	A	L	112	121
3/25/72	H	L	115	116
11/16/72	A	L	106	128
1/6/73	A	L	79	111
1/31/73	H	L	115	131
3/11/73	N	L	93	97
11/17/73	A	W	109	106
11/23/73	N	L	106	111
2/23/74	A	L	106	125
3/8/74	H	L	96	106
11/16/74	A	W	106	102
12/20/74	H	L	93	94
1/23/75	A	L	100	108
2/15/75	H	L	101	108
11/25/75	H	W	109	108
1/29/76	A	L	114	123
2/22/76	A	L	93	94
2/27/76	H	L	114	121
11/4/76	A	W	101	96
12/17/76	H	L	114	117
3/3/77	A	L	119	121*
3/23/77	H	L	120	128
10/29/77	A	L	110	113
11/25/77	H	W	125	119*
1/22/78	H	W	99	87
3/1/78	A	W	125	119
11/21/78	H	L	105	115
12/20/78	A	L	81	85
1/26/79	A	W	105	96
1/31/79	H	L	106	108
2/24/80	A	W	103	100
3/2/80	H	W	144	99
11/19/80	H	W	110	101
1/3/81	A	W	119	105
12/29/81	A	W	142	135
3/10/82	HW		134	114
2/3/83	A	W	117	111
2/27/83	H	W	115	104
1/3/84	A	L	106	115
1/14/84	H	W	129	103
12/29/84	A	W	109	95
2/20/85	H	W	137	116
11/20/85	H	W	117	113
2/1/86	A	L	121	125
11/13/86	A	L	104	112
2/18/87	H	W	114	103
11/27/87	A	L	103	109

DATE			PHI	OPP
2/3/88	H	W	96	84
12/27/88	A	L	112	119
1/27/89	H	W	113	112
2/7/90	H	L	112	113
2/21/90	A	W	96	95
1/18/91	H	L	138	141*
2/16/91	A	L	124	133
11/8/91	H	W	126	116
3/30/92	A	L	106	124
1/13/93	H	W	129	122
3/1/93	A	L	118	131
11/26/93	H	L	88	100
12/28/93	A	W	107	90
2/20/95	A	L	85	98
3/22/95	H	W	119	102
11/25/95	H	L	89	107
1/3/96	A	L	111	122
1/3/97	A	L	114	122
1/15/97	H	L	111	128
12/27/97	A	W	85	78
1/17/98	H	W	112	84
12/29/99	A	W	97	94
1/5/00	H	W	113	92
12/27/00	A	W	118	110
3/30/01	H	W	102	89
12/5/01	A	L	87	93
2/20/02	H	W	114	107
12/30/02	A	L	98	104
3/28/03	H	L	98	102
11/1/03	A	L	90	104
3/30/04	H	W	95	71
1/3/05	A	W	112	104
3/8/05	H	L	85	104
12/21/05	H	W	111	100
3/19/06	A	L	89	98
12/26/06	A	L	97	116
2/2/07	H	L	101	102
11/24/07	H	L	98	100*
2/29/08	A	L	97	119
11/23/08	H	W	89	81
3/20/09	A	L	111	119
12/14/09	H	W	117	101
2/23/10	A	W	110	102
12/27/10	A	L	95	110
3/6/11	H	W	125	117*
12/31/11	A	W	107	79
3/2/12	H	W	105	83
12/28/12	A	L	89	96
3/2/13	H	W	104	97
11/4/13	H	L	90	110
2/10/14	A	L	80	123
12/30/14	A	L	86	126
2/9/15	H	L	84	89
1/30/16	H	L	105	108
3/27/16	A	L	105	117
2/27/17	H	L	108	119
3/14/17	A	L	104	106
11/11/17	A	L	114	135
11/18/17	H	L	116	124

** overtime*
***double-overtime*

HOUSTON ROCKETS

GENERAL INFORMATION

Mike D'Antoni

Franchise Timeline (Established) ..... San Diego Rockets (1967-68); Houston Rockets (1971-72)
Address ..... 1510 Polk Street; Houston, TX 77002
Owner ..... Tilman J. Fertitta
Chief Executive Officer ..... Tad Brown
General Manager ..... Daryl Morey
Head Coach ..... Mike D'Antoni
Assistant Coaches ..... Roy Rogers, Brett Gunning, Matt Brase
Senior Consultant ..... Caroll Dawson
Senior Vice President of Basketball Operations ..... Keith Jones
Head Athletic Trainer ..... Dr. Jason Biles
Media Relations ..... Tracey Hughes, Sean McCloskey, Tomorrow Huff
Home Court: ..... Toyota Center (18,055)

BROADCAST INFORMATION

Radio ..... SportsTalk 790 (KBME 790 AM): Craig Ackerman, Matt Thomas
Spanish Radio ..... La Ranchera (KEYH 850 AM): Adrian Chavarria
Television ..... ROOT SPORTS Southwest: Bill Worrell, Matt Bullard, Clyde Drexler, Craig Ackerman

2018-19 SCHEDULE
1/21/19 ..... @PHI
3/8/19 ..... @ HOU

ALL-TIME SERIES RESULTS
Overall: 69-72
Home: 40-26
Away: 26-43
Neutral: 3-3

PLAYOFFS
Overall: 4-2
Home: 2-1
Away: 2-1

ALL-TIME SERIES INFORMATION

76ers Largest Margin of Victory: 31, 3/5/68
76ers Most Pts. Scored: 159, 1/25/70
76ers Fewest Pts. Scored: 66, 11/17/03

Rockets Largest Margin of Victory: 50, 3/18/07
Rockets Most Pts. Scored: 149, 2/16/93
Rockets Fewest Pts. Scored: 73, 12/8/99

HOUSTON ROCKETS

76ERS 2017-18 SEASON SERIES STATISTICS VS. ROCKETS

2017-2018 SEASON SERIES (1-1) — PHILADELPHIA 76ERS — VS. HOUSTON

PLAYER	G	GS	MIN	FG	FGA	PCT	3-POINT FG	3-POINT FGA	3-POINT PCT	FT	FTA	FREE THROWS PCT	OFF	DEF	TOT	AST	PF	DQ	STL	TO	BLK	PTS	AVG	HI
Redick	1	1	34	9	16	.563	3	8	.375	1	1	1.000	0	5	5	4	2	0	0	2	0	22	22.0	22
Embiid	2	2	50	17	25	.680	1	3	.333	8	11	.727	2	13	15	8	8	0	3	6	3	43	21.5	22
Simmons	2	2	73	17	32	.531	0	2	.000	4	11	.364	3	11	14	18	5	0	3	9	1	38	19.0	24
Luwawu-Cabarrot	1	0	17	4	7	.571	2	3	.667	7	7	1.000	0	0	0	0	4	0	1	0	0	17	17.0	17
Covington	2	2	71	10	26	.385	5	16	.313	0	0	---	3	11	14	3	9	0	6	3	2	25	12.5	20
Bayless	2	2	71	6	17	.353	4	10	.400	3	4	.750	0	7	7	7	6	0	1	4	0	19	9.5	10
McConnell	2	0	54	7	15	.467	3	4	.750	0	0	---	3	5	8	14	4	0	7	4	2	17	8.5	11
Johnson	2	0	37	8	16	.500	0	1	.000	0	0	---	7	10	17	0	4	0	2	3	3	16	8.0	12
Saric	2	1	48	6	15	.400	2	7	.286	0	0	---	1	7	8	2	3	0	1	1	0	14	7.0	14
Anderson	2	0	25	3	8	.375	2	6	.333	0	0	---	0	3	3	0	5	0	0	1	0	8	4.0	8
Belinelli (TOT)	1	0	18	0	5	.000	0	4	.000	0	0	---	0	2	2	1	0	0	1	0	0	0	0.0	0
76ERS	2 -		480	87	177	.492	22	60	.367	23	34	.676	19	72	91	56	50	0	24	37	11	219	109.5	115
ROCKETS	2 -		480	69	158	.437	25	86	.291	49	62	.790	17	58	75	39	36	1	23	34	16	212	106.0	107

ROCKETS 2017-18 SEASON SERIES STATISTICS VS. 76ERS

2017-2018 SEASON SERIES (1-1) — HOUSTON ROCKETS — VS. PHILADELPHIA

PLAYER	G	GS	MIN	FG	FGA	PCT	3-POINT FG	3-POINT FGA	3-POINT PCT	FT	FTA	FREE THROWS PCT	OFF	DEF	TOT	AST	PF	DQ	STL	TO	BLK	PTS	AVG	HI
Harden	2	2	80	18	41	.439	5	15	.333	15	17	.882	1	6	7	20	3	0	5	15	4	56	28.0	29
Gordon	2	2	77	15	38	.395	10	30	.333	14	16	.875	0	4	4	7	2	0	1	5	0	54	27.0	29
Capela	2	2	63	11	15	.733	0	0	---	6	9	.667	10	25	35	4	4	0	2	3	5	28	14.0	16
Anderson	2	2	70	9	22	.409	6	18	.333	1	2	.500	1	3	4	0	2	0	1	2	1	25	12.5	14
Mbah a Moute	2	1	57	8	15	.533	1	5	.200	2	2	1.000	0	5	5	0	4	0	3	3	3	19	9.5	11
Black	1	0	12	2	2	1.000	0	0	---	4	5	.800	1	2	3	2	5	0	2	1	2	8	8.0	8
Ariza	1	1	37	3	12	.250	1	9	.111	0	0	---	1	2	3	3	5	0	2	1	0	7	7.0	7
Hilario	1	0	10	1	2	.500	0	1	.000	5	9	.556	1	2	3	1	2	0	0	0	1	7	7.0	7
Tucker	2	0	63	2	10	.200	2	8	.250	2	2	1.000	2	8	10	2	9	1	6	1	0	8	4.0	5
Canaan	1	0	4	0	1	.000	0	0	---	0	0	---	0	1	1	0	0	0	0	0	0	0	0.0	0
D. Jackson	1	0	8	0	0	---	0	0	---	0	0	---	0	0	0	0	0	0	1	3	0	0	0.0	0
ROCKETS	2 -		480	69	158	.437	25	86	.291	49	62	.790	17	58	75	39	36	1	23	34	16	212	106.0	107
76ERS	2 -		480	87	177	.492	22	60	.367	23	34	.676	19	72	91	56	50	0	24	37	11	219	109.5	115

ALL-TIME MEETINGS

DATE			PHI	OPP
11/7/67	A	W	130	105
11/8/67	A	W	129	114
11/23/67	H	W	128	117
2/7/68	N	W	125	103
2/16/68	A	W	124	108
2/18/68	A	L	106	111
3/5/68	H	W	134	103
11/24/68	A	L	128	135*
12/4/68	H	W	110	99
12/10/68	N	L	120	132
12/20/68	A	W	116	109
1/17/69	H	W	129	124
2/18/69	A	W	125	113
11/19/69	H	L	116	125
1/25/70	H	W	159	131
2/6/70	A	W	129	124
2/27/70	H	W	125	111
3/9/70	N	W	131	112
3/15/70	A	L	128	137
10/16/70	H	W	127	119
10/24/70	A	L	111	116
12/15/70	H	W	122	98
1/17/71	A	W	106	105
3/2/71	H	L	103	111
10/14/71	A	W	105	94
11/17/71	H	L	112	118
11/24/71	A	L	108	109
2/14/72	H	L	116	130
3/12/72	A	L	112	121

DATE			PHI	OPP
11/1/72	H	L	104	108
11/11/72	N	W	114	112
12/22/72	A	L	103	116
2/6/73	N	L	117	123
2/23/73	N	L	116	138
3/23/73	H	L	112	132
10/10/73	H	L	88	104
10/16/73	A	W	106	101
11/13/73	A	L	83	97
12/1/73	H	W	108	106*
1/2/74	H	L	99	101
2/20/74	A	L	98	115
10/25/74	A	L	86	110
12/11/74	H	W	103	96
2/2/75	H	W	90	77
2/21/75	A	L	85	103
11/29/75	A	L	98	99
1/27/76	A	L	116	127
2/13/76	H	W	134	109
3/27/76	A	L	95	109
4/5/76	H	W	130	129*
10/27/76	A	W	116	94
12/29/76	A	L	91	93
1/12/77	H	W	102	97
3/18/77	H	W	124	104
11/22/77	H	W	105	99
12/3/77	A	L	116	120*
1/10/78	H	W	95	80
4/1/78	A	L	112	116

DATE			PHI	OPP
10/28/78	A	W	101	99
12/15/78	H	W	91	84
3/21/79	A	W	114	108
4/4/79	H	W	121	120
10/13/79	A	L	94	97
11/23/79	H	W	113	102
12/21/79	H	W	117	106
12/29/79	A	L	100	104
1/31/80	A	W	110	105
11/26/80	A	W	101	100
1/9/81	H	W	107	94
11/21/81	H	W	135	106
1/28/82	A	L	101	109
12/28/82	A	W	104	93
2/18/83	H	W	127	98
11/25/83	A	W	115	101
2/8/84	H	W	118	107
1/11/85	H	W	115	108
3/3/85	A	L	90	99
12/18/85	H	W	126	108
1/4/86	A	L	100	115
11/23/86	H	W	114	104
3/1/87	A	W	102	97
2/22/88	A	L	106	119
3/28/88	H	W	108	98
1/7/89	A	W	96	95
4/2/89	H	W	108	99
1/6/90	A	L	119	124*
4/3/90	H	W	133	112

DATE			PHI	OPP
12/12/90	H	L	100	108
3/9/91	A	L	80	97
1/8/92	H	W	114	104
2/20/92	A	L	101	110
2/10/93	H	L	90	98
2/16/93	A	L	111	149
11/15/93	H	L	84	88
1/8/94	A	L	93	100
3/14/95	H	L	107	136
3/19/95	A	L	103	114
11/22/95	H	L	106	115
2/29/96	A	L	95	109
12/7/96	A	L	108	123
1/10/97	H	L	99	120
11/12/97	A	W	114	100
1/31/98	H	L	86	102
12/8/99	H	W	83	73
2/3/00	A	L	106	109
1/24/01	A	W	85	84*
2/7/01	H	L	87	112
11/8/01	A	L	72	77
1/15/02	H	W	112	106*
12/27/02	A	L	72	97
4/4/03	H	L	79	88*
11/17/03	H	L	66	74
12/31/03	A	L	72	80
12/4/04	A	L	76	77
2/2/05	H	L	95	118
2/6/06	H	L	81	87

DATE			PHI	OPP
3/1/06	A	W	106	101
1/29/07	A	L	84	105
3/18/07	H	L	74	124
12/10/07	H	W	100	88
1/15/08	A	W	111	107
1/6/09	H	W	104	96
1/28/09	A	W	95	93
12/11/09	H	L	91	96
2/6/10	A	W	102	95
2/16/11	A	W	114	105
3/30/11	H	W	108	97
2/22/12	A	L	87	93
12/19/12	A	L	103	125
1/12/13	H	W	107	100
11/23/13	H	W	123	117*
3/27/14	A	L	98	120
11/3/14	H	L	93	104
11/14/14	A	L	87	88
11/27/15	A	L	114	116
3/9/16	H	L	104	118
11/14/16	A	L	88	115
1/27/17	H	L	118	123
10/25/17	H	L	104	105
10/30/17	A	W	115	107

** overtime*
***double-overtime*

INDIANA PACERS

GENERAL INFORMATION

Nate McMillan

Franchise Timeline (Established) ..... Indiana Pacers (1976-77)
Address ..... 125 S. Pennsylvania Street; Indianapolis, IN 46204
Owner, Chairman and Chief Executive Officer ..... Herbert Simon
Owner/Alternate NBA Governor ..... Steve Simon
Vice Chairman ..... Jim Morris
President of Basketball Operations ..... Kevin Pritchard
General Manager ..... Chad Buchanan
Consultants, Basketball Operations ..... Larry Bird, Donnie Walsh
Senior Vice President of Basketball Operations ..... Peter Dinwiddie
Head Coach ..... Nate McMillan
Assistant Coaches ..... Bill Bayno, Dan Burke, Popeye Jones, David McClure
Director of Player Personnel ..... Ryan Carr
Senior Director of Medical Operations/Head Athletic Trainer ..... Josh Corbeil
Media Information ..... David Benner, Krissy Myers, Wes Kaminski
Home Court ..... Bankers Life Fieldhouse (18,165)

BROADCAST INFORMATION

Radio ..... 1070 The Fan/93.5 FM: Mark Boyle, Bob Leonard
Television ..... FSN Indiana: Quinn Buckner, Chris Denari, Jeremiah Johnson

2018-19 SCHEDULE	ALL-TIME SERIES RESULTS	PLAYOFFS
11/7/18 ..... @ IND	Overall: 97-78	Overall: 7-9
12/14/18 ..... @ PHI	Home: 53-35	Home: 3-5
1/17/19 ..... @ IND	Away: 44-43	Away: 4-4
3/10/19 ..... @ PHI		

ALL-TIME SERIES INFORMATION

76ers Largest Margin of Victory:27 (11/13/80)
76ers Most Pts. Scored:134 (11/7/84)
76ers Fewest Pts. Scored:69 (2/6/13)

Pacers Largest Margin of Victory:45 (4/22/94)
Pacers Most Pts. Scored:136 (4/6/79)
Pacers Fewest Pts. Scored:75 (11/3/10)

INDIANA PACERS

76ERS 2017-18 SEASON SERIES STATISTICS VS. PACERS

2017-2018 SEASON SERIES (1-2) — PHILADELPHIA 76ERS — VS. INDIANA

PLAYER	G	GS	MIN	FG	FGA	PCT	FG	FGA	PCT	FT	FTA	PCT	OFF	DEF	TOT	AST	PF	DQ	STL	TO	BLK	PTS	AVG	HI
				-FIELD GOALS-			-3-POINT FG--			-FREE THROWS-			--REBOUNDS--											
Embiid	3	3	94	27	56	.482	0	10	.000	17	22	.773	8	23	31	12	9	0	4	21	6	71	23.7	29
Redick	3	3	89	18	37	.486	13	23	.565	4	4	1.000	0	8	8	9	5	0	2	4	0	53	17.7	31
Saric	3	3	84	15	33	.455	7	17	.412	12	15	.800	3	11	14	6	4	0	0	8	0	49	16.3	18
Covington	3	3	105	16	33	.485	10	23	.435	2	4	.500	2	22	24	7	11	0	3	4	5	44	14.7	22
Simmons	3	3	104	13	36	.361	0	0	---	8	12	.667	8	27	35	27	9	0	3	7	3	34	11.3	14
Belinelli (TOT)	2	0	50	7	20	.350	2	10	.200	3	3	1.000	2	2	4	4	4	0	1	3	1	19	9.5	13
Belinelli (PHI)	1	0	26	2	7	.286	1	5	.200	1	1	1.000	1	1	2	1	3	0	1	2	1	6	6.0	6
Bayless	2	0	51	6	19	.316	3	10	.300	0	0	---	1	4	5	3	5	0	1	3	1	15	7.5	11
Ilyasova (TOT)	2	1	47	6	14	.429	2	6	.333	1	2	.500	3	3	6	2	6	0	2	3	0	15	7.5	10
Ilyasova (PHI)	1	0	20	2	3	.667	1	2	.500	0	0	---	0	1	1	1	3	0	2	2	0	5	5.0	5
Holmes	1	0	10	3	7	.429	0	1	.000	0	0	---	4	1	5	1	1	0	0	0	0	6	6.0	6
Luwawu-Cabarrot	1	0	13	2	5	.400	2	5	.400	0	0	---	0	0	0	1	1	0	0	2	0	6	6.0	6
McConnell	3	0	60	5	9	.556	1	1	1.000	1	2	.500	2	7	9	7	3	0	2	2	0	12	4.0	5
Anderson	1	0	13	1	2	.500	0	1	.000	0	0	---	0	1	1	0	2	0	0	0	0	2	2.0	2
Booker	1	0	16	1	4	.250	0	0	---	0	0	---	1	2	3	1	2	0	0	1	0	2	2.0	2
Johnson	3	0	34	3	3	1.000	0	0	---	0	0	---	4	5	9	3	8	0	0	1	2	6	2.0	4
Jackson (TOT)	1	0	4	0	1	.000	0	0	---	0	0	---	0	0	0	0	0	0	0	0	0	0	0.0	0
76ERS	3	-	720	114	254	.449	38	98	.388	45	60	.750	34	113	147	79	66	0	18	59	18	311	103.7	121
PACERS	3	-	720	118	271	.435	22	79	.278	53	69	.768	28	99	127	70	60	1	34	36	16	311	103.7	110

PACERS 2017-18 SEASON SERIES STATISTICS VS. 76ERS

2017-2018 SEASON SERIES (2-1) — INDIANA PACERS — VS. PHILADELPHIA

PLAYER	G	GS	MIN	FG	FGA	PCT	FG	FGA	PCT	FT	FTA	PCT	OFF	DEF	TOT	AST	PF	DQ	STL	TO	BLK	PTS	AVG	HI
				-FIELD GOALS-			-3-POINT FG--			-FREE THROWS-			--REBOUNDS--											
Oladipo	3	3	104	23	58	.397	4	16	.250	11	14	.786	1	16	17	14	7	0	5	6	3	61	20.3	31
T. Young	3	3	103	19	34	.559	1	6	.167	5	7	.714	10	8	18	5	7	0	4	3	3	44	14.7	19
Bogdanovic	3	3	87	14	36	.389	6	17	.353	8	9	.889	1	12	13	6	5	0	4	1	0	42	14.0	21
Turner	3	2	70	13	31	.419	3	10	.300	7	12	.583	4	14	18	2	10	0	2	3	4	36	12.0	25
Stephenson	3	0	60	13	26	.500	2	8	.250	3	4	.750	2	14	16	10	7	0	2	7	2	31	10.3	14
Sabonis	3	1	66	9	18	.500	1	1	1.000	8	11	.727	4	10	14	10	13	1	3	4	1	27	9.0	14
Joseph	3	1	81	10	24	.417	4	10	.400	2	2	1.000	1	12	13	10	2	0	5	5	1	26	8.7	13
Collison	3	2	84	8	24	.333	1	7	.143	6	7	.857	0	7	7	11	5	0	3	1	1	23	7.7	11
Booker (TOT)	1	0	17	2	5	.400	0	2	.000	1	1	1.000	3	3	6	0	1	0	0	1	0	5	5.0	5
Booker (IND)	1	0	17	2	5	.400	0	2	.000	1	1	1.000	3	3	6	0	1	0	0	1	0	5	5.0	5
Jefferson	2	0	20	4	9	.444	0	0	---	1	1	1.000	0	1	1	0	3	0	3	1	1	9	4.5	9
Leaf	1	0	6	1	2	.500	0	0	---	0	0	---	0	1	1	0	0	0	1	1	0	2	2.0	2
Robinson	1	0	12	1	2	.500	0	1	.000	0	0	---	2	0	2	1	0	0	1	0	0	2	2.0	2
J. Young	2	0	11	1	2	.500	0	1	.000	1	1	1.000	0	1	1	1	0	0	1	0	0	3	1.5	3
PACERS	3	-	720	118	271	.435	22	79	.278	53	69	.768	28	99	127	70	60	1	34	36	16	311	103.7	110
76ERS	3	-	720	114	254	.449	38	98	.388	45	60	.750	34	113	147	79	66	0	18	59	18	311	103.7	121

ALL-TIME MEETINGS

DATE			PHI	OPP
11/17/76	H	L	117	123
12/18/76	A	W	97	93
2/1/77	A	L	109	110
2/11/77	H	W	118	109
12/10/77	A	L	108	114*
2/3/78	H	W	116	104
2/14/78	A	W	119	116
4/7/78	H	L	118	127
12/27/78	H	W	122	110
1/5/79	A	L	96	123
3/16/79	H	W	114	106
4/6/79	A	L	118	136
10/24/79	H	W	132	110
11/3/79	A	W	120	114**
11/26/79	H	W	113	112
2/5/80	A	W	109	108
3/5/80	H	W	120	113
3/14/80	A	L	94	104
11/13/80	A	W	130	103
11/21/80	H	W	97	88
12/16/80	A	W	109	107
1/21/81	H	W	118	104
3/10/81	A	W	103	102
3/18/81	H	W	107	95
11/4/81	H	W	107	99
11/27/81	A	W	124	112*
1/22/82	A	W	112	105
2/10/82	H	W	102	96
3/19/82	H	W	112	95
4/13/82	A	W	93	89
11/12/82	H	L	108	117
11/24/82	A	W	121	106
1/15/83	H	W	114	105
3/15/83	A	W	132	128
4/8/83	H	W	126	118*
10/29/83	A	W	124	112*
11/29/83	A	W	98	96

DATE			PHI	OPP
2/1/84	H	W	111	103
3/13/84	A	W	121	106
4/6/84	H	W	112	106
11/7/84	H	W	134	113
11/21/84	A	W	112	107
11/28/84	H	W	122	101
2/12/85	A	W	124	116
4/6/85	A	L	117	121
4/12/85	H	W	111	105
11/6/85	H	W	105	97
11/29/85	A	W	110	100
12/17/85	A	W	102	96
3/9/86	H	W	120	102
3/11/86	A	W	101	91
4/11/86	H	W	130	122
10/31/86	H	W	108	104
11/4/86	A	L	121	125**
12/10/86	H	W	122	112
1/13/87	A	W	101	94
2/3/87	A	W	99	94
4/17/87	H	L	111	115
11/6/87	H	W	108	95
1/29/88	H	W	94	89
2/4/88	A	L	95	109
3/6/88	A	W	105	100
3/18/88	H	W	129	109
4/16/88	A	L	92	126
11/26/88	H	W	122	114
12/3/88	A	W	107	100
2/14/89	A	W	113	108
2/15/89	H	W	113	98
11/25/89	A	W	111	103
1/8/90	H	W	120	116
1/31/90	A	W	112	108
4/18/90	H	W	124	113
11/13/90	A	W	108	100
11/28/90	H	W	116	106

DATE			PHI	OPP
1/23/91	H	L	109	110
4/3/91	A	W	107	104
12/26/91	A	W	113	110
1/29/92	H	L	90	115
3/11/92	H	W	111	93
3/22/92	A	L	100	108
11/11/92	A	L	114	120
12/21/92	H	W	113	101
1/12/93	A	L	93	112
1/27/93	H	L	125	127*
11/24/93	A	W	108	97
1/14/94	H	W	104	102*
4/13/94	H	L	87	115
4/22/94	A	L	88	133
12/9/94	H	L	88	94
1/28/95	A	L	103	106*
3/25/95	H	L	75	84
4/19/95	A	L	91	103
12/5/95	A	L	91	108
2/7/96	H	W	102	101
2/23/96	A	L	95	102
4/3/96	H	L	87	102
11/20/96	H	L	92	103
1/19/97	A	L	107	111
4/4/97	H	L	103	114
11/30/97	A	L	89	101
1/28/98	H	L	90	93*
2/19/98	A	L	77	82
2/22/98	H	L	92	97
2/18/99	A	L	95	99
3/17/99	H	W	114	110
4/16/99	H	W	93	83
1/22/00	H	W	103	97
2/7/00	A	L	84	109
3/26/00	A	W	111	101
4/17/00	H	L	90	92
1/28/01	A	W	86	81

DATE			PHI	OPP
4/1/01	H	W	104	93
4/17/01	A	W	111	105*
11/6/01	H	L	77	87
2/17/02	A	L	76	86
3/8/02	H	W	109	100
4/17/02	A	L	80	103
12/15/02	A	L	97	107
1/6/03	H	L	104	105
3/12/03	H	W	96	93
3/26/03	A	W	91	85
11/9/03	H	L	74	85
11/28/03	A	L	77	90
2/28/04	A	L	74	81
4/12/04	H	L	93	107
11/12/04	H	W	106	104*
12/22/04	A	W	102	90
1/31/05	H	W	89	88
4/15/05	A	W	90	86
11/5/05	A	W	111	109
3/5/06	H	L	93	94
3/26/06	A	L	79	92
11/7/06	A	L	86	97
12/20/06	H	L	93	101
3/10/07	A	W	100	96
4/10/07	H	W	90	86
12/19/07	A	L	85	102
1/21/08	H	L	103	110
4/11/08	H	L	76	85
11/14/08	A	W	94	92
12/20/08	H	L	94	95
2/5/09	H	W	99	94
2/17/09	A	L	91	100
1/23/10	A	W	107	97
1/25/10	H	L	98	109
3/9/10	A	L	96	107
10/30/10	A	L	86	99
11/3/10	H	W	101	75

DATE			PHI	OPP
1/11/11	H	L	103	111
3/8/11	A	W	110	100
1/9/12	H	W	96	86
3/14/12	A	L	94	111
4/17/12	H	L	97	102
4/21/12	A	W	109	106*
12/14/12	A	L	85	95
2/6/13	H	L	69	88
3/16/13	H	W	98	91
4/17/13	A	W	105	95
11/23/13	A	L	98	106
3/14/14	H	L	94	101
3/17/14	A	L	90	99
10/29/14	A	L	91	103
1/10/15	H	W	93	92
2/20/14	H	L	95	106
3/1/15	A	L	74	94
11/18/15	H	L	85	112
3/21/16	A	L	75	91
4/2/16	H	L	102	115
11/9/16	A	L	115	122*
11/11/16	H	W	109	105*
3/26/17	A	L	94	107
4/10/17	H	L	111	120
11/3/17	H	W	121	110
2/3/18	A	L	92	100
3/13/18	H	L	98	101

** overtime*
***double-overtime*

LOS ANGELES CLIPPERS

GENERAL INFORMATION

Glenn "Doc" Rivers

Franchise Timeline (Established) ..... Buffalo Braves (1970-71), San Deigo Clippers (1978-79), ... Los Angeles Clippers (1984-85)
Address ..... 6951 S. Centinela Ave. Playa Vista, CA 90094
Owner ..... Steve Ballmer
President of Basketball Operations ..... Lawrence Frank
Head Coach ..... Glenn "Doc" Rivers
General Manager ..... Michael Winger
Assistant Coaches .... Rex Kalamian, Sam Cassell, Brendan O'Connor, Armond Hill, Casey Hill, John Welch
Player Development ..... J.P. Clark
Director of Medical Services & Head Athletic Trainer ..... Jasen Powell
Communications ..... Chris Wallace, Dennis Rogers, Brandon Ehrlich, Ralph Lawley
Home Court ..... STAPLES Center (19,060)

BROADCAST INFORMATION

Television ..... Prime Ticket: Broadcasters: Ralph Lawler, Michael Smith
Radio ..... AM 570, LA Sports: Brian Sieman
Spanish Radio ..... ESPN Deportes (1330 AM): Armando Garcia

2018-19 SCHEDULE
11/1/18 ..... **@ PHI**
1/1/19 ..... **@ LAC**

ALL-TIME SERIES RESULTS
Overall: **70-58**
Home: **44-19**
Away: **25-37**
Neutral: **1-2**

PLAYOFFS
Overall: **1-2**
Home: **0-2**
Away: **1-0**

ALL-TIME SERIES INFORMATION

76ers Largest Margin of Victory: 31, 3/29/78
76ers Most Pts. Scored: 149, 3/29/78
76ers Fewest Pts. Scored: 72, 3/20/13

Clippers Largest Margin of Victory: 45, 2/9/14
Clippers Most Pts. Scored: 130, 12/27/75
Clippers Fewest Pts. Scored: 75, 12/31/02

LOS ANGELES CLIPPERS

76ERS 2017-18 SEASON SERIES STATISTICS VS. CLIPPERS

2017-2018 SEASON SERIES (2-0) — PHILADELPHIA 76ERS — VS. L.A. CLIPPERS

PLAYER	G	GS	MIN	-FIELD GOALS- FG	FGA	PCT	-3-POINT FG-- FG	FGA	PCT	-FREE THROWS- FT	FTA	PCT	--REBOUNDS-- OFF	DEF	TOT	AST	PF	DQ	STL	TO	BLK	PTS	AVG	HI
Embiid	2	2	70	20	43	.465	2	11	.182	19	29	.655	6	26	32	4	7	0	1	6	4	61	30.5	32
Covington	2	2	68	12	23	.522	6	14	.429	8	8	1.000	1	10	11	5	6	0	7	4	0	38	19.0	31
Simmons	2	2	73	16	27	.593	0	1	.000	4	7	.571	5	12	17	14	7	0	3	9	2	36	18.0	22
Belinelli (TOT)	2	0	45	8	21	.381	2	11	.182	12	14	.857	1	3	4	3	4	0	2	1	0	30	15.0	20
Redick	2	2	65	9	22	.409	6	17	.353	3	3	1.000	0	3	3	9	5	0	0	3	1	27	13.5	17
McConnell	2	0	44	8	10	.800	3	4	.750	2	2	1.000	0	6	6	14	2	0	3	2	0	21	10.5	17
Ilyasova (TOT)	2	1	35	4	10	.400	1	4	.250	4	6	.667	5	9	14	3	3	0	0	2	1	13	6.5	13
Anderson	2	0	34	5	8	.625	2	4	.500	0	0	---	0	5	5	2	5	0	0	1	1	12	6.0	12
Saric	2	2	66	5	20	.250	1	10	.100	1	1	1.000	3	9	12	7	3	0	2	5	1	12	6.0	10
Booker	1	0	16	2	4	.500	0	0	---	0	0	---	0	2	2	0	3	0	2	1	1	4	4.0	4
Luwawu-Cabarrot	1	0	18	1	6	.167	0	4	.000	2	2	1.000	0	2	2	0	1	0	0	0	0	4	4.0	4
Johnson	2	0	26	3	4	.750	0	0	---	0	0	---	1	5	6	4	5	0	3	1	0	6	3.0	4
76ERS	2	-	480	81	167	.485	20	65	.308	39	52	.750	16	80	96	59	44	0	21	32	10	221	110.5	112
CLIPPERS	2	-	480	74	170	.435	20	64	.313	35	55	.636	20	67	87	36	42	2	15	32	9	203	101.5	105

CLIPPERS 2017-18 SEASON SERIES STATISTICS VS. 76ERS

2017-2018 SEASON SERIES (0-2) — LOS ANGELES CLIPPERS — VS. PHILADELPHIA

PLAYER	G	GS	MIN	-FIELD GOALS- FG	FGA	PCT	-3-POINT FG-- FG	FGA	PCT	-FREE THROWS- FT	FTA	PCT	--REBOUNDS-- OFF	DEF	TOT	AST	PF	DQ	STL	TO	BLK	PTS	AVG	HI
Griffin	1	1	36	10	25	.400	3	8	.375	6	8	.750	3	3	6	5	4	0	0	5	1	29	29.0	29
L. Williams	2	0	70	18	40	.450	9	20	.450	9	12	.750	2	9	11	12	4	0	5	9	0	54	27.0	31
Gallinari	1	1	40	7	15	.467	3	9	.333	5	6	.833	1	4	5	2	2	0	0	0	1	22	22.0	22
Harris (TOT)	4	4	132	26	59	.441	5	21	.238	12	16	.750	2	20	22	6	8	0	5	6	2	69	17.3	27
Harris (LAC)	1	1	38	7	16	.438	0	5	.000	3	5	.600	1	7	8	2	2	0	2	2	1	17	17.0	17
Rivers	2	2	71	7	27	.259	3	14	.214	4	5	.800	0	9	9	7	3	0	3	2	1	21	10.5	11
Reed	1	0	17	4	5	.800	0	0	---	1	2	.500	1	2	3	0	6	1	0	2	1	9	9.0	9
Harrell	1	0	11	4	5	.800	0	0	---	0	1	.000	0	0	0	0	2	0	2	0	0	8	8.0	8
Bradley (TOT)	4	4	117	14	41	.341	1	10	.100	0	0	---	2	9	11	8	10	0	1	9	1	29	7.3	15
Bradley (LAC)	1	1	28	2	6	.333	0	0	---	0	0	---	1	7	8	2	2	0	1	3	1	4	4.0	4
Evans	1	0	19	2	6	.333	0	3	.000	3	5	.600	0	1	1	2	1	0	0	0	0	7	7.0	7
Thornwell	1	1	31	3	7	.429	1	3	.333	0	1	.000	0	2	2	0	2	0	0	2	1	7	7.0	7
Jordan	2	2	67	5	9	.556	0	0	---	2	6	.333	8	18	26	2	9	1	0	6	2	12	6.0	10
Marjanovic (TOT)	2	0	13	3	7	.429	0	0	---	2	2	1.000	1	3	4	1	2	0	0	2	0	8	4.0	6
Wallace	1	0	15	1	4	.250	0	0	---	2	2	1.000	0	1	1	1	0	0	1	0	0	4	4.0	4
W. Johnson	2	1	24	3	4	.750	1	2	.500	0	2	.000	2	1	3	1	4	0	1	0	0	7	3.5	7
Dekker	2	0	14	1	1	1.000	0	0	---	0	0	---	1	3	4	0	1	0	0	0	0	2	1.0	2
C. Williams	1	0	0	0	0	---	0	0	---	0	0	---	0	0	0	0	0	0	0	0	0	0	0.0	0
CLIPPERS	2	-	480	74	170	.435	20	64	.313	35	55	.636	20	67	87	36	42	2	15	32	9	203	101.5	105
76ERS	2	-	480	81	167	.485	20	65	.308	39	52	.750	16	80	96	59	44	0	21	32	10	221	110.5	112

ALL-TIME MEETINGS

DATE			PHI	OPP
10/20/70	A	W	98	89
11/13/70	H	W	119	111
11/25/70	N	W	99	92
12/29/70	A	W	124	113
12/14/71	A	L	110	117
12/27/71	A	W	121	112
1/12/72	H	L	109	111
2/2/72	H	W	119	104
3/1/72	H	W	108	99
3/14/72	A	L	105	108
10/13/72	H	L	101	104
10/17/72	A	L	114	122
11/24/72	N	L	96	105
11/28/72	A	W	101	94
12/16/72	H	L	103	126
1/2/73	A	L	110	114
1/28/73	H	L	96	101
1/30/73	A	L	104	105
10/20/73	A	L	110	116
1/20/74	H	W	129	112
1/22/74	A	L	109	119
2/3/74	N	L	98	112
2/6/74	H	L	98	114
2/13/74	H	L	106	129
3/2/74	H	L	99	103
11/21/74	A	L	95	99
11/26/74	H	L	99	103

DATE			PHI	OPP
12/7/74	H	W	116	112
12/10/74	A	L	91	101
1/6/75	H	W	101	95
2/4/75	A	W	111	105*
3/25/75	A	L	103	118
3/28/75	H	L	104	115
4/4/75	A	L	97	108
10/31/75	H	L	87	92
11/4/75	A	W	121	114
12/26/75	H	W	96	95
12/27/75	A	L	105	130
2/8/76	H	W	100	97
3/6/76	A	L	99	105
3/31/76	H	W	107	103
10/23/76	A	L	105	108
12/8/76	H	W	123	102
2/8/77	A	L	89	99
2/16/77	H	W	117	113
11/26/77	A	W	112	107
1/13/78	H	W	118	93
2/10/78	A	L	110	116
3/29/78	H	W	149	118
11/24/78	H	W	134	120
12/19/78	A	W	124	113
2/9/79	H	W	117	106
2/23/79	A	L	116	117
11/30/79	H	W	104	101

DATE			PHI	OPP
2/21/80	A	L	99	104
2/6/81	H	W	129	113
2/25/81	A	W	107	95
2/23/82	A	W	115	101
3/3/82	H	W	125	107
11/3/82	H	W	130	111
12/3/82	A	W	127	110
11/13/83	H	W	124	116*
3/4/84	A	W	127	122
1/26/85	A	W	120	113
3/13/85	H	W	121	103
12/26/85	A	W	117	108
1/8/86	H	W	116	114
11/16/86	A	W	103	90
1/5/87	H	W	108	102
12/2/87	A	L	85	88
1/8/88	H	W	117	103
11/4/88	H	W	129	110
2/28/89	A	W	123	105
12/30/89	A	W	100	95
3/5/90	H	W	128	105
12/18/90	H	W	110	99
2/17/91	A	W	114	104
12/28/91	A	L	95	102
1/10/92	H	W	102	90
12/11/92	H	L	110	125
12/27/92	A	W	110	106

DATE			PHI	OPP
12/27/93	A	L	86	96
1/12/94	H	W	117	98
11/18/94	H	W	97	83
1/5/95	A	L	93	95
3/10/96	H	L	102	104
3/22/96	A	L	93	107
2/20/97	H	W	101	84
2/25/97	A	L	93	98
2/25/98	A	L	108	117
4/3/98	H	W	93	78
11/5/99	A	L	81	91
2/23/00	H	W	94	78
2/16/01	H	W	108	93
3/20/01	A	L	77	88
12/26/01	A	W	100	86
1/7/02	H	W	116	92
11/6/02	H	W	101	99*
12/31/02	A	W	83	75
12/16/03	A	L	98	101
1/7/04	H	W	100	80
1/2/05	A	L	83	89
2/6/05	H	W	106	104
11/13/05	H	W	113	108
3/17/06	A	L	89	99
11/18/06	A	L	97	103*
2/9/07	H	L	89	90
2/9/08	H	W	101	80

DATE			PHI	OPP
3/3/08	A	W	106	80
11/21/08	H	W	89	88
12/31/08	A	W	100	92
12/19/09	H	L	107	112*
12/31/09	A	L	88	104
12/15/10	H	W	105	91
3/16/11	A	W	104	94
2/10/12	H	L	77	78
2/11/13	H	L	90	107
3/20/13	A	L	72	101
12/9/13	H	L	83	94
2/9/14	A	L	78	123
1/3/15	A	L	91	127
3/27/15	H	L	98	119
1/2/16	A	L	99	130
2/8/16	H	L	92	98*
1/24/17	H	W	121	110
3/11/17	A	L	100	112
11/13/17	A	W	109	105
2/10/18	H	W	112	98

** overtime*
***double-overtime*

LOS ANGELES LAKERS

GENERAL INFORMATION

Luke Walton

Franchise Timeline (Established) ..... Minneapolis Lakers (1948-49), Los Angeles Lakers (1960-61)
Address ..... 555 Nash Street; El Segundo, Calif.
CEO & Controlling Owner ..... Jeanie Buss
President of Basketball Operations ..... Earvin "Magic" Johnson
General Manager ..... Rob Pelinka
Head Coach ..... Luke Walton
Associate Head Coach ..... Brian Shaw
Assistant Coaches ..... Jesse Murmuys, Brian Keefe, Mark Madsen, Miles Simon
Head Athletic Trainer ..... Marco Nunez
Public Relations ..... Alison Bogli, Ta'Nisha Cooper, Will Patterson, T.C. Greene, Matt Fleer
Home Court ..... STAPLES Center (18,997)

BROADCAST INFORMATION

Radio ..... ESPNLA Radio (710 AM): John Ireland, Mychal Thompson
Spanish Radio ..... ESPN Deportes (1330 AM): Fernando Gonzalez, Pepe Mantilla, Francisco Pinto
Television ..... Spectrum SportsNet: Bill Macdonald, Stu Lantz

2018-19 SCHEDULE
1/29/19 ..... @ LAL
2/10/19 ..... @PHI

ALL-TIME SERIES RESULTS
Overall: 134-145
Home: 78-48
Away: 41-81
Neutral: 15-16

PLAYOFFS
Overall: 14-20
Home: 8-9
Away: 6-11

ALL-TIME SERIES INFORMATION

76ers Largest Margin of Victory: 31, 11/4/51
76ers Most Pts. Scored: 158, 3/18/68
76ers Fewest Pts. Scored: 65, 11/5/53

Lakers Largest Margin of Victory: 40, 2x last 11/19/72
Lakers Most Pts. Scored: 154, 12/19/71
Lakers Fewest Pts. Scored: 65, 1/29/53

LOS ANGELES LAKERS

76ERS 2017-18 SEASON SERIES STATISTICS VS. LAKERS

2017-2018 SEASON SERIES (1-1) PHILADELPHIA 76ERS VS. L.A. LAKERS

PLAYER	G	GS	MIN	-FIELD GOALS- FG	FGA	PCT	-3-POINT FG-- FG	FGA	PCT	-FREE THROWS- FT	FTA	PCT	--REBOUNDS-- OFF	DEF	TOT	AST	PF	DQ	STL	TO	BLK	PTS	AVG	HI
Embiid	2	2	71	25	37	.676	4	6	.667	25	29	.862	3	19	22	13	9	0	1	6	12	79	39.5	46
Covington	2	2	66	12	21	.571	6	11	.545	1	2	.500	0	12	12	3	6	0	0	2	5	31	15.5	19
Simmons	2	2	82	14	27	.519	0	0	---	2	6	.333	3	18	21	25	5	0	5	5	2	30	15.0	18
Redick	2	2	68	9	28	.321	2	15	.133	6	7	.857	0	10	10	7	8	0	1	6	0	26	13.0	15
Bayless	1	1	30	5	9	.556	2	3	.667	0	0	---	0	4	4	1	4	0	0	2	0	12	12.0	12
Ilyasova (TOT)	1	1	28	3	10	.300	1	4	.250	1	2	.500	4	5	9	2	1	0	2	2	0	8	8.0	8
Saric	1	1	33	3	10	.300	1	7	.143	0	0	---	1	5	6	0	1	0	0	0	3	7	7.0	7
Holmes	2	0	26	5	8	.625	0	3	.000	3	4	.750	2	5	7	0	1	0	2	0	1	13	6.5	13
Anderson	1	0	8	1	4	.250	0	2	.000	3	3	1.000	0	0	0	0	1	0	0	0	0	5	5.0	5
Luwawu-Cabarrot	2	0	37	4	14	.286	1	9	.111	0	0	---	3	3	6	0	4	0	0	2	1	9	4.5	9
Belinelli (TOT)	1	0	17	1	7	.143	1	3	.333	1	1	1.000	0	0	0	2	0	0	1	1	0	4	4.0	4
McConnell	2	0	40	3	7	.429	1	1	1.000	0	0	---	3	3	6	7	1	0	1	7	0	7	3.5	7
Jackson (TOT)	1	0	2	0	0	---	0	0	---	0	0	---	0	0	0	0	0	0	0	0	0	0	0.0	0
Johnson	2	0	19	0	2	.000	0	1	.000	0	0	---	0	2	2	0	5	0	0	4	4	0	0.0	0
76ERS	2	-	480	81	167	.485	17	58	.293	40	51	.784	15	81	96	56	45	0	10	34	28	219	109.5	115
LAKERS	2	-	480	84	205	.410	14	55	.255	34	51	.667	37	64	101	40	46	1	20	21	13	216	108.0	109

LAKERS 2017-18 SEASON SERIES STATISTICS VS. 76ERS

2017-2018 SEASON SERIES (1-1) LOS ANGELES LAKERS VS. PHILADELPHIA

PLAYER	G	GS	MIN	-FIELD GOALS- FG	FGA	PCT	-3-POINT FG-- FG	FGA	PCT	-FREE THROWS- FT	FTA	PCT	--REBOUNDS-- OFF	DEF	TOT	AST	PF	DQ	STL	TO	BLK	PTS	AVG	HI
B. Ingram	2	2	78	18	39	.462	2	3	.667	9	15	.600	7	11	18	9	7	0	0	4	3	47	23.5	26
Clarkson	2	0	46	14	32	.438	4	9	.444	4	4	1.000	3	5	8	5	2	0	3	1	0	36	18.0	20
Kuzma	2	1	50	10	25	.400	2	7	.286	5	6	.833	4	5	9	2	3	0	0	3	0	27	13.5	24
Caldwell-Pope	2	2	79	9	23	.391	4	11	.364	3	7	.429	1	10	11	2	1	0	4	0	2	25	12.5	13
Randle	2	0	60	9	27	.333	0	4	.000	6	9	.667	4	7	11	5	11	1	2	5	1	24	12.0	16
Nance	1	1	22	5	7	.714	0	0	---	1	2	.500	4	3	7	2	4	0	2	0	0	11	11.0	11
Lopez	2	2	36	7	21	.333	1	10	.100	4	4	1.000	3	4	7	2	8	0	1	4	1	19	9.5	11
Frye (TOT)	2	0	38	6	10	.600	2	5	.400	4	4	1.000	0	5	5	2	6	0	3	1	0	18	9.0	12
Ball	2	2	60	6	20	.300	0	9	.000	0	0	---	5	8	13	10	3	0	4	2	4	12	6.0	10
Bogut	2	0	31	4	7	.571	0	0	---	0	0	---	6	7	13	3	6	0	3	1	2	8	4.0	6
Hart	1	0	9	1	1	1.000	1	1	1.000	1	2	.500	0	3	3	0	0	0	0	0	0	4	4.0	4
Brewer	2	0	11	1	3	.333	0	1	.000	1	2	.500	0	1	1	0	1	0	1	0	0	3	1.5	3
LAKERS	2	-	480	84	205	.410	14	55	.255	34	51	.667	37	64	101	40	46	1	20	21	13	216	108.0	109
76ERS	2	-	480	81	167	.485	17	58	.293	40	51	.784	15	81	96	56	45	0	10	34	28	219	109.5	115

LOS ANGELES LAKERS

ALL-TIME MEETINGS

DATE			PHI	OPP
1/11/50	A	L	88	98
3/5/50	H	W	84	75
11/5/50	H	W	90	87
11/15/50	A	L	71	72*
1/4/51	H	L	77	80
2/18/51	H	W	91	80
2/21/51	A	L	76	82
3/14/51	A	L	76	100
11/2/51	H	W	98	67
12/5/51	A	W	83	81*
1/1/52	A	L	80	82
1/19/52	H	W	110	105**
1/23/52	A	W	99	97*
2/21/52	H	W	88	80
11/9/52	H	W	96	89
12/9/52	A	L	79	82
1/8/53	H	W	75	67
1/29/53	A	W	83	65
2/12/53	A	L	81	91
3/5/53	H	W	94	91
11/5/53	H	L	65	77
12/3/53	N	L	74	87
12/5/53	A	L	80	90
12/20/53	H	W	81	76
1/14/54	H	W	96	71
2/20/54	A	L	68	83
2/21/54	H	W	100	73
3/2/54	A	L	87	91
10/31/54	H	L	94	97
11/14/54	A	L	92	99
12/18/54	A	L	83	86
12/19/54	H	W	108	93
1/6/55	H	L	106	117
1/8/55	A	W	100	97
1/11/55	N	L	82	93
2/10/55	H	W	85	81
3/10/55	N	L	93	96
11/17/55	H	W	105	91
12/3/55	H	W	114	103
12/4/55	A	W	102	96
12/15/55	H	L	133	135**
1/1/56	A	W	85	80
1/8/56	A	L	91	99
1/10/56	N	L	79	90
1/19/56	H	W	122	100
2/27/56	N	L	94	98
11/15/56	H	L	96	103
11/22/56	A	L	78	111
12/23/56	H	W	107	97
1/9/57	A	L	86	93
1/10/57	H	L	110	118
1/27/57	H	W	94	93
1/28/57	N	W	112	96
2/23/57	A	W	103	101
2/26/57	A	W	120	108
11/1/57	H	W	113	100
11/17/57	A	W	110	98

DATE			PHI	OPP
12/7/57	A	L	113	121
12/10/57	N	W	114	104
12/11/57	A	L	95	110
1/1/58	H	W	120	109
1/9/58	H	W	127	122
2/1/58	A	W	97	91
2/26/58	H	W	119	90
11/9/58	H	W	101	97
11/20/58	A	L	102	121
11/29/58	H	L	105	108
12/11/58	A	W	101	99
12/30/58	N	L	113	118
1/1/59	H	L	105	106
1/15/59	H	W	111	105
1/28/59	A	L	109	112
1/29/59	N	W	117	91
10/31/59	H	W	117	108
11/25/59	A	W	100	93
12/5/59	H	W	108	95
12/9/59	N	W	93	89
12/10/59	N	L	86	96
1/1/60	A	W	109	98
1/29/60	A	W	119	112
2/10/60	N	W	110	109
2/14/60	H	W	121	119
10/29/60	H	W	125	118
11/5/60	A	L	110	112
11/6/60	N	L	113	119
12/28/60	H	W	115	113
1/22/61	N	W	112	109
1/24/61	A	L	107	116
1/25/61	A	L	112	117
2/20/61	N	W	126	121
3/2/61	N	L	110	114
3/5/61	H	L	114	125
11/28/61	N	W	121	111
12/4/61	A	L	120	131
12/5/61	N	L	120	125
12/6/61	A	L	121	123*
12/16/61	N	W	128	123
12/27/61	N	L	111	119
12/28/61	H	L	114	121
3/4/62	H	L	115	124
10/20/62	H	W	108	102
11/15/62	N	W	120	98
12/9/62	N	W	117	114
12/12/62	A	L	120	126
12/17/62	A	L	114	121
12/29/62	H	L	123	132
1/25/63	N	L	114	122
2/27/63	H	W	122	111
11/15/63	H	W	99	97
12/18/63	A	L	96	116
12/21/63	A	L	113	126
12/28/63	H	W	114	100
1/18/64	N	L	111	115
1/29/64	N	W	102	97

DATE			PHI	OPP
2/8/64	H	W	109	101
3/15/64	A	L	95	120
3/17/64	A	L	97	121
12/1/64	H	L	117	118
12/6/64	N	L	104	109
12/19/64	A	W	140	113
12/23/64	A	L	117	135
12/30/64	H	W	117	115
2/8/65	A	L	98	117
2/10/65	A	W	110	99
2/18/65	H	L	110	117
2/28/65	N	L	118	122
3/2/65	N	L	117	126
11/9/65	H	W	118	110
11/21/65	A	W	110	104
11/24/65	A	L	124	127
12/6/65	N	W	116	107
12/15/65	A	W	122	108
12/17/65	A	W	127	117
1/7/66	H	L	120	126
1/25/66	N	W	110	106
2/7/66	H	W	132	125
2/17/66	A	W	136	121
12/2/66	H	W	138	130
12/21/66	A	W	129	123
12/23/66	A	W	118	107
1/20/67	H	W	119	108
2/1/67	A	L	133	143
2/5/67	A	W	130	123
2/10/67	H	W	148	131
3/6/67	N	W	119	117
3/15/67	A	W	138	123
10/18/67	H	W	103	87
11/11/67	A	W	115	111
12/5/67	H	L	122	128*
1/5/68	H	W	125	113
1/17/68	A	L	116	125
2/17/68	A	W	135	134**
3/18/68	H	W	158	128
10/18/68	H	W	114	96
11/28/68	H	W	122	107
12/22/68	A	L	99	102
1/3/69	H	W	130	101
2/7/69	A	W	109	106
2/23/69	A	W	125	121
10/17/69	H	W	131	126
11/16/69	A	L	125	138
12/9/69	H	W	123	99
12/21/69	A	L	117	133
2/1/70	H	L	112	113
3/13/70	A	L	117	128
10/21/70	H	L	117	141
10/23/70	A	W	127	122
1/8/71	H	L	117	123
1/19/71	A	L	114	134
2/19/71	A	W	118	104
11/10/71	H	L	103	143

DATE			PHI	OPP
12/3/71	H	L	116	131
12/19/71	A	L	132	154
1/14/72	H	L	121	135
3/7/72	A	L	97	114
11/19/72	A	L	95	135
12/13/72	H	L	90	128
1/10/73	H	L	96	120
2/11/73	A	L	90	108
12/21/73	A	L	107	116
1/12/74	H	L	101	108
2/22/74	A	L	103	104
3/13/74	H	L	100	121
11/15/74	A	L	99	105
1/8/75	H	L	98	106
1/26/75	A	W	103	97
2/5/75	H	L	110	113**
10/27/75	H	W	117	104
12/12/75	A	L	102	114
1/9/76	H	W	109	106
2/1/76	A	L	82	103
1/5/77	H	W	117	94
1/28/77	A	L	104	117
2/6/77	H	W	102	97
2/25/77	A	L	102	104
1/6/78	H	W	123	110
1/24/78	A	L	102	117
3/3/78	A	L	95	96
3/15/78	H	W	113	93
10/13/78	H	W	110	102
12/17/78	A	W	103	96
3/2/79	A	L	111	126
4/1/79	H	W	112	111
1/25/80	A	L	103	124
2/10/80	H	W	105	104
12/28/80	A	L	116	122
2/8/81	H	W	102	99
2/26/82	A	L	114	116**
3/7/82	H	W	119	113
12/5/82	A	W	114	104
1/5/83	H	W	122	120*
2/26/84	H	L	99	101
3/7/84	A	W	113	105
12/7/84	H	W	122	116
1/25/85	A	L	104	109
1/31/86	A	L	100	134
2/23/86	H	L	111	117*
12/28/86	A	L	85	111
2/22/87	H	L	110	112*
12/29/87	A	L	115	131
3/7/88	H	L	104	110
11/28/88	H	L	104	109
12/28/88	A	L	123	128
2/23/90	A	L	116	122
3/14/90	H	W	116	110
12/30/90	A	L	107	115
2/25/91	H	W	92	90
11/30/91	H	L	91	93

DATE			PHI	OPP
3/29/92	A	L	88	117
3/5/93	A	L	97	101*
3/12/93	H	L	95	101
12/17/93	H	W	105	94
2/20/94	A	L	95	107
1/21/95	H	W	117	113*
2/22/95	A	L	100	112
1/2/96	A	W	90	89
1/26/96	H	L	88	100
11/26/96	H	L	88	100
12/29/96	A	L	102	115
11/28/97	H	W	105	95
1/4/98	A	W	113	107
3/19/99	H	W	105	90
2/20/00	H	L	84	87
3/31/00	A	L	88	100
12/5/00	A	L	85	96
2/14/01	H	W	112	97
12/25/01	A	L	82	88
1/27/02	H	W	93	87
12/20/02	H	W	107	104*
3/9/03	A	L	92	106
2/5/04	H	W	96	73
2/20/04	A	L	88	116
3/15/05	H	W	108	91
3/27/05	A	W	96	89
11/11/05	H	W	85	81
1/6/06	A	L	93	119
12/31/06	A	L	94	104
3/9/07	H	W	108	92
12/21/07	H	L	101	106
1/4/08	A	L	93	124
12/3/08	H	L	102	114
3/17/09	A	W	94	93
1/29/10	H	L	91	99
2/26/10	A	L	90	99
12/17/10	H	L	81	93
12/31/10	A	L	98	102
2/6/12	H	W	95	90
12/16/12	H	L	98	111
1/1/13	A	W	103	99
12/29/13	A	W	111	104
2/7/14	H	L	98	112
3/22/15	A	L	87	101
3/30/15	H	W	111	113*
12/1/15	H	W	103	91
1/1/16	A	L	84	93*
12/16/16	H	L	89	100
3/12/17	A	W	118	116
11/15/17	A	W	115	109
12/07/17	H	L	104	107

** overtime*
***double-overtime*

MEMPHIS GRIZZLIES

GENERAL INFORMATION

J.B. Bickerstaff

Franchise Timeline (Established) ..... Vancouver Grizzlies (1995-96), Memphis Grizzlies (2001-02)
Address ..... 191 Beale Street; Memphis, TN 38103
Controlling Owner ..... Robert. Pera
General Manager ..... Chris Wallace
Executive Vice President of Basketball Operations ..... John Hollinger
Director of Player Personnel ..... Chris Makris
Special Advisor to the General Manager ..... Tayshaun Prince
Head Coach ..... J.B. Bickerstaff
Assistant Coaches ..... Chad Forcier, Jerry Stackhouse, Greg Buckner, Vitaly Potapenko, ... Nick Van Exel, Adam Mazarei, J.J. Outlaw, Kevin Burleson
Director of Performance ..... Eric Oetter
Head Strength and Conditioning Coach ..... Chattin Hill
Communications ..... John Pugliese, Jason Wallace, Ross Wooden, Maggie Yang, Geoff Langham
Home Court ..... FedExForum (18,119)

BROADCAST INFORMATION

Radio ..... ESPN (92.9 FM/680 AM): Eric Hasseltine, Hank McDowell, Elliot Perry, Michael Wallace
Television ..... Fox Sports Southeast: Pete Pranica, Brevin Knight, Rob Fischer, Chris Vernon

2018-19 SCHEDULE
11/10/18 ..... @ MEM
12/2/18 ..... @ PHI

ALL-TIME SERIES RESULTS
Overall: 22-22
Home: 11-10
Away: 11-12

PLAYOFFS

ALL-TIME SERIES INFORMATION

76ers Largest Margin of Victory: 19, 4/10/10
76ers Most Pts. Scored: 120, 4/10/10
76ers Fewest Pts. Scored: 76, 2/21/12

Grizzlies Largest Margin of Victory: 26, 3/15/14
Grizzlies Most Pts. Scored: 120, 12/13/14
Grizzlies Fewest Pts. Scored: 79, 12/9/00

MEMPHIS GRIZZLIES

76ERS 2017-18 SEASON SERIES STATISTICS VS. GRIZZLIES

2017-2018 SEASON SERIES (1-1) — PHILADELPHIA 76ERS — VS. MEMPHIS

PLAYER	G	GS	MIN	FIELD GOALS FG	FIELD GOALS FGA	FIELD GOALS PCT	3-POINT FG	3-POINT FGA	3-POINT PCT	FREE THROWS FT	FREE THROWS FTA	FREE THROWS PCT	REBOUNDS OFF	REBOUNDS DEF	REBOUNDS TOT	AST	PF	DQ	STL	TO	BLK	PTS	AVG	HI
Luwawu-Cabarrot	1	1	30	6	9	.667	6	8	.750	2	2	1.000	0	0	0	2	4	0	0	3	1	20	20.0	20
Saric	2	2	58	12	20	.600	6	10	.600	7	8	.875	4	9	13	4	5	0	1	5	2	37	18.5	22
Covington	2	2	57	11	23	.478	7	15	.467	4	5	.800	1	7	8	4	5	0	1	3	1	33	16.5	18
Redick	1	1	18	5	9	.556	3	6	.500	2	2	1.000	0	3	3	1	1	0	0	2	0	15	15.0	15
Belinelli (TOT)	2	0	53	11	19	.579	4	12	.333	3	3	1.000	0	3	3	2	3	0	0	3	1	29	14.5	15
Belinelli (PHI)	1	0	32	6	10	.600	2	6	.333	1	1	1.000	0	0	0	2	3	0	0	1	1	15	15.0	15
Embiid	2	2	51	9	23	.391	0	4	.000	11	15	.733	6	15	21	5	6	0	1	5	1	29	14.5	15
Simmons	2	2	60	9	17	.529	0	0	---	1	1	1.000	2	8	10	16	6	0	3	7	0	19	9.5	13
Holmes	1	0	15	3	4	.750	0	1	.000	2	5	.400	1	4	5	2	0	0	0	2	0	8	8.0	8
Ilyasova (TOT)	3	2	70	10	19	.526	3	7	.429	0	0	---	2	12	14	3	2	0	4	3	1	23	7.7	9
Ilyasova (PHI)	1	0	20	3	7	.429	0	1	.000	0	0	---	1	4	5	0	1	0	1	0	0	6	6.0	6
Anderson	2	0	41	6	15	.400	0	8	.000	2	2	1.000	0	4	4	2	7	0	0	2	0	14	7.0	8
McConnell	2	0	43	4	9	.444	1	2	.500	2	2	1.000	1	8	9	10	5	0	0	5	0	11	5.5	7
Johnson	2	0	25	1	3	.333	0	0	---	3	6	.500	3	3	6	4	4	0	2	0	2	5	2.5	3
Booker	1	0	13	0	1	.000	0	1	.000	2	2	1.000	1	1	2	0	1	0	0	0	0	2	2.0	2
Young	1	0	9	1	2	.500	0	0	---	0	0	---	0	0	0	0	1	0	0	1	0	2	2.0	2
Jackson (TOT)	4	0	17	2	6	.333	0	1	.000	0	0	---	1	0	1	1	2	0	1	1	0	4	1.0	4
Jackson (PHI)	1	0	8	2	3	.667	0	0	---	0	0	---	0	0	0	1	0	0	1	1	0	4	4.0	4
76ERS	2	-	480	78	155	.503	25	62	.403	39	51	.765	20	66	86	53	49	0	10	38	8	220	110.0	119
GRIZZLIES	2	-	480	73	177	.412	19	53	.358	45	55	.818	26	53	79	39	46	0	20	25	4	210	105.0	105

GRIZZLIES 2017-18 SEASON SERIES STATISTICS VS. 76ERS

2017-2018 SEASON SERIES (1-1) — MEMPHIS GRIZZLIES — VS. PHILADELPHIA

PLAYER	G	GS	MIN	FIELD GOALS FG	FIELD GOALS FGA	FIELD GOALS PCT	3-POINT FG	3-POINT FGA	3-POINT PCT	FREE THROWS FT	FREE THROWS FTA	FREE THROWS PCT	REBOUNDS OFF	REBOUNDS DEF	REBOUNDS TOT	AST	PF	DQ	STL	TO	BLK	PTS	AVG	HI
Evans	1	1	35	6	16	.375	1	5	.200	5	7	.714	0	4	4	8	2	0	1	2	0	18	18.0	18
Green	1	1	27	5	10	.500	1	3	.333	3	4	.750	1	6	7	2	2	0	0	1	0	14	14.0	14
Chalmers	2	0	42	9	17	.529	3	8	.375	6	6	1.000	0	7	7	5	5	0	4	3	0	27	13.5	17
Selden	2	0	36	7	18	.389	3	8	.375	8	9	.889	1	2	3	5	3	0	0	0	0	25	12.5	18
Gasol	2	2	62	8	22	.364	4	9	.444	4	4	1.000	2	10	12	4	6	0	1	2	1	24	12.0	19
Henry	1	0	16	4	8	.500	3	5	.600	1	2	.500	1	1	2	2	2	0	4	1	0	12	12.0	12
D. Brooks	2	2	51	8	16	.500	2	6	.333	3	4	.750	1	3	4	1	5	0	3	6	0	21	10.5	14
Davis	2	0	33	9	15	.600	0	0	---	3	4	.750	5	7	12	2	7	0	1	1	0	21	10.5	16
Martin	2	2	56	4	14	.286	1	3	.333	11	14	.786	7	6	13	2	4	0	2	2	0	20	10.0	12
B. Johnson (TOT)	1	0	11	4	6	.667	0	0	---	1	1	1.000	2	2	4	1	0	0	0	0	1	9	9.0	9
B. Johnson (MEM)	1	0	11	4	6	.667	0	0	---	1	1	1.000	2	2	4	1	0	0	0	0	1	9	9.0	9
Rabb	1	0	15	2	3	.667	0	0	---	0	0	---	1	2	3	1	2	0	0	0	1	4	4.0	4
Harrison	2	2	39	3	11	.273	0	1	.000	0	0	---	1	0	1	2	3	0	0	0	1	6	3.0	4
McLemore	2	0	18	2	10	.200	1	4	.250	0	0	---	3	1	4	0	3	0	1	3	0	5	2.5	5
Parsons	1	0	17	1	6	.167	0	1	.000	0	0	---	0	2	2	0	0	0	0	0	0	2	2.0	2
Weber (TOT)	1	0	23	1	5	.200	0	0	---	0	0	---	1	0	1	4	2	0	3	4	0	2	2.0	2
Weber (MEM)	1	0	23	1	5	.200	0	0	---	0	0	---	1	0	1	4	2	0	3	4	0	2	2.0	2
GRIZZLIES	2	-	480	73	177	.412	19	53	.358	45	55	.818	26	53	79	39	46	0	20	25	4	210	105.0	105
76ERS	2	-	480	78	155	.503	25	62	.403	39	51	.765	20	66	86	53	49	0	10	38	8	220	110.0	119

ALL-TIME MEETINGS

DATE			PHI	OPP
1/5/96	A	L	102	103*
1/29/96	H	W	103	92
11/30/96	H	W	96	90
2/28/97	A	W	104	100
1/1/98	A	W	115	104
1/13/98	H	W	107	89
3/24/99	A	W	95	90*
12/27/99	A	W	100	93
3/8/00	H	W	107	90
12/9/00	A	W	83	79
2/21/01	H	W	107	91
12/2/01	H	L	87	93
12/8/01	A	L	83	92
11/20/02	A	W	95	88
2/26/03	H	W	111	107
1/17/04	H	L	87	91
3/16/04	A	L	79	82
12/3/04	A	L	86	94
2/9/05	H	L	95	98
1/20/06	H	W	89	86*
3/12/06	A	W	94	91
1/17/07	A	L	102	118
3/2/07	H	W	117	112*
12/22/07	A	W	99	97
2/13/08	H	W	102	88
2/11/09	H	W	91	87
3/7/09	A	W	110	105
11/20/09	H	L	97	102
4/10/10	A	W	120	101
1/28/11	H	L	94	99
2/15/11	A	L	91	102
2/21/12	A	L	76	89
12/26/12	A	W	99	89
1/28/13	H	L	100	103
3/15/14	H	L	77	103
4/11/14	A	L	95	117
12/13/14	H	L	115	120*
1/24/15	A	L	83	101
11/29/15	A	L	84	92*
12/22/15	H	L	90	104
11/23/16	H	L	99	104**
12/6/16	A	L	91	96
1/22/18	A	L	101	105
3/21/18	H	W	119	105

** overtime*
***double-overtime*

MIAMI HEAT

GENERAL INFORMATION

Erik Spoelstra

Franchise Timeline (Established) ..... Miami Heat (1988-89)
Address ..... 601 Biscayne Boulevard; Miami, FL 33132
Managing General Partner ..... Micky Arison
Chief Executive Officer ..... Nick Arison
President ..... Pat Riley
Senior Vice President, Basketball Operations/General Manager ..... Andy Elisburg
Head Coach ..... Erik Spoelstra
Assistant Coaches ..... Dan Craig, Juwan Howard, Chris Quinn, Octavio De La Grana
Head Athletic Trainer ..... Jay Sabol
Sports Media Relations ..... Tim Donovan, Rob Wilson, Michael Lissack, Nick Maiorana, Maddox Burnett
Home Court. ..... AmericanAirlines Arena (19,600)

BROADCAST INFORMATION

Radio ..... 790 The Ticket (AM 790/FM 104.3 HD-2): Mike Inglis, Ron Rothstein
Spanish Radio ..... WAQI (710 AM): José Pañeda, Joe Pujala
Cable Television ..... FOX Sports Sun: Eric Reid, John Crotty, Jason Jackson

2017-18 SCHEDULE	ALL-TIME SERIES RESULTS	PLAYOFFS
11/12/18 ..... @ MIA	Overall: 57-60	Overall: 5-5
2/21/19 ..... @ PHI	Home: 36-22	Home: 3-2
4/9/19 ..... @ MIA	Away: 21-38	Away: 2-3

ALL-TIME SERIES INFORMATION

76ers Largest Margin of Victor: 31 (2/22/89)
76ers Most Pts. Scored: 139 (2/22/89)
76ers Fewest Pts. Scored: 57 (2/21/96)

Heat Largest Margin of Victory: 37 (3/5/94)
Heat Most Pts. Scored: 128 (11/20/92)
Heat Fewest Pts. Scored: 66 (2/21/96)

MIAMI HEAT

76ERS 2017-18 SEASON SERIES STATISTICS VS. HEAT

2017-2018 SEASON SERIES (2-2) — PHILADELPHIA 76ERS — VS. MIAMI

PLAYER	G	GS	MIN	FG	FGA	PCT	3-POINT FG FG	3-POINT FG FGA	3-POINT FG PCT	FT	FTA	PCT	OFF	DEF	TOT	AST	PF	DQ	STL	TO	BLK	PTS	AVG	HI
Saric	4	4	133	24	49	.490	13	29	.448	16	17	.941	11	24	35	13	11	0	4	15	0	77	19.3	21
Embiid	3	3	90	21	51	.412	6	16	.375	9	14	.643	5	21	26	11	15	0	1	12	3	57	19.0	23
Redick	4	4	121	21	59	.356	8	30	.267	10	10	1.000	3	10	13	17	6	0	2	8	0	60	15.0	18
Simmons	4	4	140	25	47	.532	0	0	---	9	15	.600	9	23	32	29	8	0	9	13	4	59	14.8	20
Belinelli (TOT)	5	0	119	22	44	.500	10	21	.476	4	4	1.000	1	3	4	5	10	0	4	9	0	58	11.6	17
Belinelli (PHI)	3	0	84	16	31	.516	8	16	.500	4	4	1.000	0	1	1	3	6	0	1	4	0	44	14.7	17
Anderson	1	0	12	4	4	1.000	2	2	1.000	1	4	.250	0	1	1	1	1	0	1	0	0	11	11.0	11
Ilyasova (TOT)	2	1	52	5	19	.263	2	8	.250	6	6	1.000	2	6	8	4	5	0	0	4	1	18	9.0	13
Ilyasova (PHI)	1	0	20	2	7	.286	1	4	.250	0	0	---	0	5	5	2	2	0	0	3	1	5	5.0	5
Holmes	2	0	45	6	10	.600	0	2	.000	5	7	.714	4	12	16	3	6	0	0	3	4	17	8.5	11
Covington	4	4	123	9	43	.209	5	24	.208	7	9	.778	4	17	21	7	12	0	7	3	1	30	7.5	13
Booker	2	0	30	5	9	.556	0	0	---	1	2	.500	6	7	13	4	5	0	2	2	0	11	5.5	9
Johnson	4	1	65	8	13	.615	0	1	.000	1	2	.500	6	6	12	6	13	0	2	3	0	17	4.3	8
McConnell	4	0	86	8	23	.348	1	3	.333	0	0	---	3	11	14	10	5	0	5	2	0	17	4.3	7
Bayless	1	0	12	1	1	1.000	0	0	---	0	0	---	0	0	0	0	0	0	0	0	0	2	2.0	2
76ERS	4	–	960	150	347	.432	44	127	.346	63	84	.750	51	138	189	106	90	0	34	70	13	407	101.8	104
HEAT	4	–	960	147	335	.439	46	117	.393	69	101	.683	36	128	164	88	76	0	34	55	27	409	102.3	108

HEAT 2017-18 SEASON SERIES STATISTICS VS. 76ERS

2017-2018 SEASON SERIES (2-2) — MIAMI HEAT — VS. PHILADELPHIA

PLAYER	G	GS	MIN	FG	FGA	PCT	3-POINT FG FG	3-POINT FG FGA	3-POINT FG PCT	FT	FTA	PCT	OFF	DEF	TOT	AST	PF	DQ	STL	TO	BLK	PTS	AVG	HI
Wade (TOT)	5	0	120	32	64	.500	4	10	.400	11	20	.550	2	13	15	14	11	0	4	14	5	79	15.8	27
Wade (MIA)	3	0	71	21	42	.500	3	7	.429	6	9	.667	1	9	10	5	7	0	4	9	2	51	17.0	27
Whiteside	4	4	109	24	40	.600	0	0	---	13	23	.565	8	30	38	6	7	0	4	7	11	61	15.3	26
Dragic	4	4	122	21	56	.375	6	16	.375	8	10	.800	3	13	16	17	10	0	4	4	0	56	14.0	21
Olynyk	3	0	74	12	22	.545	4	14	.286	10	15	.667	6	10	16	6	6	0	1	8	3	38	12.7	19
T. Johnson	4	4	110	18	36	.500	9	18	.500	4	4	1.000	1	8	9	12	6	0	4	3	0	49	12.3	16
Babbitt (TOT)	2	0	34	9	15	.600	4	7	.571	0	0	---	0	5	5	0	3	0	0	3	0	22	11.0	16
Babbitt (MIA)	1	0	9	2	3	.667	2	3	.667	0	0	---	0	0	0	0	2	0	0	1	0	6	6.0	6
Richardson	4	4	112	15	39	.385	7	15	.467	0	0	---	3	10	13	11	13	0	7	5	3	37	9.3	13
Ellington	4	0	95	11	33	.333	8	25	.320	5	5	1.000	0	6	6	3	3	0	2	2	0	35	8.8	16
J. Johnson	4	2	81	11	23	.478	3	8	.375	6	7	.857	2	8	10	14	8	0	4	6	3	31	7.8	22
Adebayo	4	0	69	6	19	.316	0	1	.000	9	16	.563	7	16	23	7	6	0	0	1	2	21	5.3	15
Winslow	4	2	98	5	20	.250	3	8	.375	8	12	.667	5	18	23	7	8	0	4	4	3	21	5.3	9
McGruder	1	0	9	1	2	.500	1	2	.500	0	0	---	0	0	0	0	0	0	0	0	0	3	3.0	3
HEAT	4	–	960	147	335	.439	46	117	.393	69	101	.683	36	128	164	88	76	0	34	55	27	409	102.3	108
76ERS	4	–	960	150	347	.432	44	127	.346	63	84	.750	51	138	189	106	90	0	34	70	13	407	101.8	104

OPPONENTS

ALL-TIME MEETINGS

DATE			PHI	OPP
2/22/89	A	W	139	108
3/31/89	H	W	114	93
11/8/89	H	W	115	91
11/22/89	A	W	113	103
12/6/89	H	W	121	98
1/19/90	A	W	102	95
3/21/90	H	W	118	97
12/14/90	H	W	95	92
12/21/90	A	W	126	102
2/22/91	A	W	103	96
3/15/91	H	W	105	103*
4/19/91	A	L	100	114
11/20/91	H	W	114	107
11/29/91	A	L	92	95
12/20/91	H	W	127	99
2/11/92	A	W	114	102
4/1/92	H	W	108	91
11/20/92	H	W	129	128***
1/20/93	A	W	115	112*
4/10/93	A	L	114	119
4/21/93	H	W	107	97
12/18/93	A	L	90	113
12/22/93	H	L	90	98
2/5/94	A	W	96	94
2/25/94	H	L	84	115
3/5/94	A	L	83	120
11/16/94	H	W	109	96
12/7/94	A	W	111	102
12/13/94	H	W	105	90
4/4/95	A	L	92	95
4/21/95	H	W	113	106
2/1/96	A	L	104	124
2/21/96	H	L	57	66
2/25/96	A	L	101	108
4/17/96	H	W	90	86
11/16/96	A	W	91	89
12/11/96	H	L	79	84
2/15/97	A	L	99	125
2/18/97	H	L	83	111
12/3/97	A	L	90	94
12/19/97	H	L	84	91
1/21/98	A	L	87	92
2/4/98	H	L	84	98
3/5/99	H	L	78	89
3/8/99	A	L	89	91
4/1/99	A	W	88	84
11/17/99	H	L	93	98
12/1/99	A	L	83	90
3/16/00	A	L	77	92
4/10/00	H	W	96	80
11/4/00	A	W	84	82
11/17/00	H	W	94	73
2/28/01	H	W	79	69
4/10/01	A	L	81	83
11/13/01	A	W	82	76
2/27/02	H	W	82	72
3/19/02	A	W	91	79
3/20/02	H	L	77	82
11/27/02	H	W	83	74
1/25/03	A	W	97	91
1/31/03	H	W	104	99
3/18/03	A	W	103	83
10/28/03	H	W	89	74
12/5/03	A	W	93	90
12/17/03	H	W	87	76
3/20/04	A	L	69	101
11/21/04	A	L	83	93
1/24/05	H	W	106	98
3/7/05	A	L	100	108
4/14/05	H	W	126	119*
11/18/05	A	L	96	106
12/16/05	H	L	105	112
4/14/06	A	L	85	104
11/5/06	H	W	107	98
11/27/06	A	L	91	103
1/19/07	H	W	98	95*
3/24/07	A	W	93	85
12/26/07	H	W	96	85
2/7/08	H	W	101	84
2/23/08	A	W	101	96
11/5/08	A	L	83	106
2/7/09	H	W	94	84
2/21/09	A	L	91	97
3/15/09	H	W	85	77
2/16/10	H	L	78	105
3/14/10	A	L	91	104
4/7/10	A	L	95	99
4/12/10	H	L	105	107
10/27/10	H	L	87	97
11/26/10	A	L	90	99
3/25/11	A	L	99	111
1/21/12	A	L	92	113
2/3/12	H	L	79	99
3/16/12	H	L	78	84
4/3/12	A	L	93	99
2/23/13	H	L	90	114
3/8/13	A	L	93	102
3/13/13	H	L	94	98
4/6/13	A	L	87	106
10/30/13	H	W	114	110
1/17/14	H	L	86	101
4/16/14	A	W	100	87
11/1/14	H	L	96	114
12/23/14	A	W	91	87
2/23/15	A	L	108	119
4/15/15	H	L	101	105
11/21/15	A	L	91	96
3/4/16	H	L	102	112
3/6/16	A	L	98	103
11/21/16	H	W	101	94
2/4/17	A	L	102	125
2/11/17	H	W	117	107
3/1/17	A	L	98	125
2/2/18	H	W	103	97
2/14/18	H	W	104	102
2/27/18	A	L	101	102
3/8/18	A	L	99	108

*overtime
**double-overtime
***triple-overtime

MILWAUKEE BUCKS

GENERAL INFORMATION

Mike Budenholzer

Franchise Timeline (Established) ..... Milwaukee Bucks (1968-69)
Address ..... 1001 N. Fourth Street; Milwaukee, WI 53203
Owners ..... Wes Edens, Marc Lasry, Jamie Dinan and Mike Fascitelli
President ..... Peter Feigin
General Manager ..... Jon Horst
Head Coach ..... Mike Budenholzer
Assistant Coaches ..... Darvin Ham, Taylor Jenkins, Charles Lee, Ben Sullivan, ... Patrick St. Andrews, Josh Longstaff, Vin Baker
Director of Performance ..... Troy Flanagan
Head Athletic Trainer ..... Scott Faust
Communications ..... Barry Baum, Dan Smyczek, Hilary Dickinson, Eric Kohlbeck
Home Court ..... Fiserv Forum (17,500)

BROADCAST INFORMATION

Radio ..... WTMJ (620 AM/103.3 FM): Ted Davis, Dennis Krause (home games)
Television ..... FOX Sports Wisconsin: Jim Paschke, Marques Johnson, Steve Novak and Katie George

2018-19 SCHEDULE
10/24/18 ..... @ MIL
3/17/19 ..... @ MIL
4/4/19 ..... @ PHI

ALL-TIME SERIES RESULTS
Overall: 100-107
Home: 54-48
Away: 44-57
Neutral: 2-2

PLAYOFFS
Overall: 29-20
Home: 17-7
Away: 12-13

ALL-TIME SERIES INFORMATION

76ers Largest Margin of Victory:44 (11/16/68)
76ers Most Pts. Scored:143 (3/3/69)
76ers Fewest Pts. Scored:74 (3/12/11)

Bucks Largest Margin of Victory:33 (4/15/87)
Bucks Most Pts. Scored:142 (1/29/71)
Bucks Fewest Pts. Scored:69 (1/30/08)

MILWAUKEE BUCKS

76ERS 2017-18 SEASON SERIES STATISTICS VS. BUCKS

2017-2018 SEASON SERIES (2-2) PHILADELPHIA 76ERS VS. MILWAUKEE

				-FIELD GOALS-			-3-POINT FG--			-FREE THROWS-			--REBOUNDS--											
PLAYER	G	GS	MIN	FG	FGA	PCT	FG	FGA	PCT	FT	FTA	PCT	OFF	DEF	TOT	AST	PF	DQ	STL	TO	BLK	PTS	AVG	HI
Embiid	2	2	64	17	31	.548	2	8	.250	12	16	.750	0	17	17	3	7	0	2	12	4	48	24.0	29
Saric	4	4	125	30	58	.517	8	25	.320	13	15	.867	7	19	26	10	4	0	1	8	1	81	20.3	25
Redick	1	1	32	5	8	.625	4	6	.667	3	3	1.000	0	1	1	2	3	0	1	5	1	17	17.0	17
Holmes	2	0	50	14	19	.737	0	2	.000	4	6	.667	7	6	13	1	5	0	1	1	3	32	16.0	19
Fultz	1	0	25	6	13	.462	0	0	---	1	2	.500	2	8	10	10	0	0	2	2	1	13	13.0	13
Anderson	3	0	71	14	30	.467	5	15	.333	4	4	1.000	7	5	12	2	3	0	2	2	2	37	12.3	25
Simmons	4	4	117	22	38	.579	0	0	---	4	5	.800	4	21	25	36	11	0	2	16	4	48	12.0	16
Belinelli (TOT)	3	1	70	10	24	.417	7	17	.412	5	5	1.000	1	6	7	10	3	0	4	4	0	32	10.7	13
Belinelli (PHI)	2	1	44	7	19	.368	4	12	.333	5	5	1.000	0	4	4	6	2	0	2	2	0	23	11.5	13
Covington	4	4	107	13	32	.406	8	25	.320	6	6	1.000	2	14	16	8	11	0	10	7	5	40	10.0	13
McConnell	4	0	102	16	32	.500	2	2	1.000	1	1	1.000	3	11	14	20	7	0	7	8	0	35	8.8	16
Ilyasova (TOT)	3	1	64	8	26	.308	3	11	.273	6	9	.667	3	10	13	3	8	0	3	3	0	25	8.3	15
Ilyasova (PHI)	2	0	36	3	11	.273	2	4	.500	2	3	.667	0	6	6	1	7	0	1	3	0	10	5.0	7
Luwawu-Cabarrot	3	2	55	8	18	.444	4	10	.400	5	5	1.000	0	4	4	5	6	0	0	1	0	25	8.3	16
Johnson	4	2	64	9	15	.600	0	0	---	3	3	1.000	11	13	24	6	4	0	1	1	3	21	5.3	8
Booker	2	0	29	4	7	.571	0	0	---	2	3	.667	1	3	4	1	2	0	1	0	0	10	5.0	6
Young	2	0	28	3	6	.500	2	4	.500	1	2	.500	0	1	1	2	1	0	0	0	0	9	4.5	5
Drew	1	0	3	1	3	.333	0	1	.000	0	0	---	0	0	0	1	0	0	0	0	0	2	2.0	2
Korkmaz	1	0	8	0	2	.000	0	1	.000	0	0	---	0	0	0	1	3	0	0	0	0	0	0.0	0
76ERS	4	-	960	172	342	.503	41	115	.357	66	79	.835	44	133	177	115	76	0	33	70	24	451	112.8	130
BUCKS	4	-	960	155	347	.447	38	108	.352	66	82	.805	42	116	158	95	80	0	37	62	20	414	103.5	118

BUCKS 2017-18 SEASON SERIES STATISTICS VS. 76ERS

2017-2018 SEASON SERIES (2-2) MILWAUKEE BUCKS VS. PHILADELPHIA

				-FIELD GOALS-			-3-POINT FG--			-FREE THROWS-			--REBOUNDS--											
PLAYER	G	GS	MIN	FG	FGA	PCT	FG	FGA	PCT	FT	FTA	PCT	OFF	DEF	TOT	AST	PF	DQ	STL	TO	BLK	PTS	AVG	HI
Antetokounmpo	3	3	99	29	59	.492	2	7	.286	16	20	.800	7	30	37	16	9	0	2	13	2	76	25.3	35
Parker	2	0	45	14	26	.538	4	7	.571	6	10	.600	4	8	12	2	3	0	3	5	0	38	19.0	25
Middleton	4	4	130	23	61	.377	3	14	.214	7	8	.875	4	19	23	23	12	0	6	6	1	56	14.0	23
Bledsoe (TOT)	4	4	92	16	39	.410	3	10	.300	9	13	.692	3	3	6	14	8	0	8	10	2	44	11.0	22
Bledsoe (MIL)	4	4	92	16	39	.410	3	10	.300	9	13	.692	3	3	6	14	8	0	8	10	2	44	11.0	22
Snell	4	3	117	16	30	.533	9	19	.474	2	2	1.000	2	8	10	6	5	0	3	1	3	43	10.8	15
Henson	4	4	92	14	23	.609	0	0	---	7	9	.778	6	10	16	4	13	0	5	2	3	35	8.8	13
Brogdon	2	1	40	6	14	.429	3	8	.375	2	2	1.000	1	5	6	6	1	0	0	3	1	17	8.5	13
Zeller (TOT)	3	0	53	9	13	.692	1	1	1.000	3	3	1.000	6	9	15	1	7	0	1	0	2	22	7.3	11
Zeller (MIL)	2	0	45	8	11	.727	0	0	---	3	3	1.000	6	8	14	1	5	0	1	0	2	19	9.5	11
Brown	4	1	100	11	28	.393	7	16	.438	0	1	.000	4	7	11	1	5	0	3	4	2	29	7.3	14
Jennings	1	0	19	3	12	.250	0	4	.000	1	1	1.000	1	1	2	5	1	0	0	3	0	7	7.0	7
Dellavedova	3	0	53	4	13	.308	3	8	.375	6	6	1.000	1	5	6	9	6	0	3	3	0	17	5.7	10
Terry	4	0	55	6	13	.462	4	10	.400	0	0	---	0	2	2	6	2	0	3	3	1	16	4.0	9
Plumlee	2	0	10	1	1	1.000	0	0	---	4	4	1.000	1	5	6	0	2	0	0	2	0	6	3.0	6
Maker	4	0	51	4	13	.308	0	4	.000	3	3	1.000	1	5	6	2	7	0	0	3	3	11	2.8	6
Kilpatrick	2	0	6	0	2	.000	0	1	.000	0	0	---	0	0	0	0	1	0	0	0	0	0	0.0	0
Munford	1	0	2	0	2	.000	0	0	---	0	0	---	1	0	1	0	0	0	0	0	0	0	0.0	0
Vaughn	2	0	2	0	0	---	0	0	---	0	0	---	0	0	0	0	0	0	0	1	0	0	0.0	0
Wilson	1	0	2	0	0	---	0	0	---	0	0	---	0	0	0	0	0	0	0	0	0	0	0.0	0
BUCKS	4	-	960	155	347	.447	38	108	.352	66	82	.805	42	116	158	95	80	0	37	62	20	414	103.5	118
76ERS	4	-	960	172	342	.503	41	115	.357	66	79	.835	44	133	177	115	76	0	33	70	24	451	112.8	130

MILWAUKEE BUCKS

ALL-TIME MEETINGS

DATE			PHI	OPP
11/16/68	H	W	136	92
12/6/68	A	W	121	112
12/8/68	N	W	122	117
12/31/68	A	W	128	107
2/28/69	N	W	123	102
3/3/69	A	W	143	132
10/31/69	H	L	125	129*
11/29/69	A	W	129	111
12/2/69	H	L	114	122
1/26/70	A	W	122	103
2/10/70	H	L	131	139
3/3/70	A	L	116	127
3/20/70	H	L	112	138
12/4/70	A	L	122	128*
12/30/70	H	W	119	107
1/29/71	H	L	118	142
2/17/71	N	L	114	119
3/1/71	A	L	103	127
10/23/71	H	L	88	110
11/14/71	N	L	114	125
1/28/72	H	L	118	127
2/18/72	A	W	132	126
3/3/72	H	L	81	94
10/28/72	H	L	92	96
11/5/72	A	L	113	131
1/16/73	A	L	92	108
2/14/73	H	W	106	104
10/26/73	H	L	92	98
11/25/73	A	L	96	105
12/8/73	H	L	92	105
12/27/73	A	L	107	129
12/1/74	A	L	112	117
12/13/74	H	W	93	89*
1/12/75	A	L	88	99
1/31/75	H	L	97	101
11/11/75	A	L	81	108
11/12/75	H	L	84	107
1/7/76	H	W	112	102
1/20/76	A	W	111	108
12/12/76	A	W	107	102
1/8/77	A	L	106	111
2/9/77	H	W	107	104
11/19/77	H	W	111	100

DATE			PHI	OPP
12/13/77	A	L	117	129
3/24/78	H	W	131	122
11/3/78	H	W	118	103
11/25/78	A	L	126	127
2/18/79	H	W	110	107*
3/9/79	A	L	113	119
11/6/79	A	W	118	117*
12/12/79	H	W	112	91
10/10/80	H	L	103	106
11/9/80	A	W	136	121
1/15/81	A	L	110	113
3/8/81	H	W	123	100
3/13/81	A	L	104	120
11/18/81	H	W	102	100
12/13/81	A	L	108	127
1/13/82	H	L	107	111
3/16/82	A	L	91	106
3/30/82	A	L	114	116*
4/18/82	H	W	110	86
11/19/82	H	W	121	109
1/12/83	H	W	122	121
1/23/83	A	L	96	107
3/19/83	A	W	105	97
3/23/83	H	W	104	101*
4/5/83	A	W	116	108
11/4/83	H	L	94	104
12/11/83	A	W	97	87
12/14/83	H	W	115	93
1/5/84	A	W	103	102*
3/14/84	H	W	92	91
4/5/84	A	L	103	113
12/5/84	H	W	112	111
12/14/84	A	W	115	111
12/21/84	H	L	101	104
1/5/85	A	W	110	106
2/26/85	A	L	97	116
3/22/85	H	L	112	131
10/29/85	A	L	117	119
11/10/85	H	W	105	97
2/17/86	H	L	106	111
3/7/86	A	L	95	125
3/28/86	H	L	94	116
11/5/86	H	W	107	101

DATE			PHI	OPP
12/3/86	H	W	115	110*
12/16/86	A	L	91	103
3/21/87	A	W	105	102
4/15/87	A	L	95	128
1/12/88	A	L	103	106
2/11/88	H	W	119	113*
2/21/88	A	L	115	120*
3/30/88	H	W	134	109
4/11/88	A	W	115	102
4/19/88	H	W	115	102
11/9/88	A	L	103	114
12/13/88	H	L	91	109
4/8/89	A	L	103	113
4/18/89	H	W	124	102
11/4/89	H	L	96	102
11/11/89	A	W	104	96
2/2/90	H	W	119	109
2/4/90	A	W	105	102
11/8/90	A	L	111	141
12/4/90	H	W	109	108*
1/11/91	A	W	120	105
4/2/91	H	L	104	121
11/11/91	H	W	102	99
12/21/91	A	L	97	110
3/14/92	A	L	105	110
4/12/92	H	L	90	94
11/27/92	H	L	111	115
1/23/93	A	W	113	104
2/26/93	H	W	114	111
3/20/93	A	L	86	112
12/11/93	A	W	99	86
1/29/94	H	W	94	89
3/20/94	A	L	101	103
4/6/94	H	W	115	114
11/4/94	H	L	86	91
12/14/94	A	L	96	99
1/25/95	H	L	97	98
2/4/95	A	W	102	96
12/22/95	H	L	94	99
1/17/96	H	L	100	111
2/13/96	A	W	104	101
11/1/96	H	L	103	111
1/20/97	H	L	104	114

DATE			PHI	OPP
2/1/97	A	W	109	100
4/11/97	A	L	118	126
10/31/97	H	L	88	103
11/6/97	A	L	93	100
3/4/98	H	W	87	80
3/14/98	A	W	93	89
2/16/99	H	L	92	93
2/28/99	A	W	87	76
4/6/99	H	W	95	87
11/27/99	A	W	82	79
1/3/00	H	W	124	120*
2/25/00	A	W	97	83
2/13/01	A	W	107	104
2/26/01	H	L	91	98
3/17/01	A	L	78	87
3/26/01	H	W	90	78
12/14/01	H	L	80	96
2/2/02	A	W	86	81
4/7/02	H	W	89	87
4/9/02	A	W	92	90
10/30/02	H	W	95	93
11/9/02	A	L	105	110*
1/17/03	H	L	95	99
1/28/03	A	W	108	81
11/25/03	A	L	91	95
1/5/04	H	L	76	88
3/8/04	H	W	97	92
12/12/04	H	W	107	101
12/18/04	A	W	116	97
3/1/05	A	W	118	111
4/18/05	H	W	122	106
11/1/05	H	L	108	117*
11/23/05	A	L	97	108
12/7/05	H	L	85	88
2/24/06	A	W	116	111
11/22/06	A	L	94	98
1/12/07	H	W	110	97
2/24/07	A	L	90	109
11/27/07	A	W	114	98
1/8/08	H	L	83	87
1/30/08	H	W	112	69
3/9/08	A	W	119	97
12/17/08	H	W	93	88

DATE			PHI	OPP
1/7/09	A	W	110	105
4/2/09	H	W	105	95
10/30/09	H	W	99	86
1/27/10	A	L	88	91
3/24/10	A	W	101	86
4/9/10	H	L	90	95
11/19/10	H	W	90	79
1/14/11	H	W	95	94
3/12/11	A	L	74	102
4/2/11	A	L	87	93*
1/16/12	H	W	94	82
3/5/12	A	L	93	97
4/25/12	A	W	90	85
11/12/12	H	L	96	105
1/22/13	A	L	102	110
2/13/13	A	L	92	94
3/27/13	H	W	100	92
11/22/13	H	W	115	107*
12/21/13	A	L	106	116
2/24/14	H	L	110	130
10/31/14	A	L	81	93
1/7/15	H	L	77	97
2/25/15	A	L	88	104
4/13/15	H	L	97	107
11/4/15	A	L	87	91
12/23/15	A	L	100	113
4/10/16	H	L	108	109*
1/16/17	A	W	113	104
1/25/17	A	W	114	109
3/6/17	H	L	98	112
4/8/17	H	L	82	90
1/20/18	H	W	116	94
1/29/18	A	L	95	107
3/4/18	A	L	110	118
4/11/18	H	W	130	95

** overtime*

MINNESOTA TIMBERWOLVES

GENERAL INFORMATION

Tom Thibodeau

Franchise Timeline (Established) ..... Minnesota Timberwolves (1989-90)
Address ..... 600 Hennepin Avenue, Suite 300; Minneapolis, MN 55403
Owner ..... Glen Taylor
Chief Executive Officer ..... Ethan Casson
President of Basketball Operations/Head Coach ..... Tom Thibodeau
General Manager ..... Scott Layden
Assistant General Manager ..... Noah Croom
Assistant Coaches ..... Malik Allen, Andy Greer, Larry Greer, Ed Pinckney, Ryan Saunders
Vice President of Player Health/Head Athletic Trainer ..... Gregg Farnam
Public Relations ..... Brad Ruiter, Aaron Seehusen, Dan Bell, Alex King, Sara Perez
Home Court ..... Target Center (18,978)

BROADCAST INFORMATION

Radio ..... WCCO-AM 830: Alan Horton
Television ..... Fox Sports North: Dave Benz, Jim Petersen

2018-19 SCHEDULE
1/15/19 ..... @ PHI
3/30/19 ..... @ MIN

ALL-TIME SERIES RESULTS
Overall: 26-29
Home: 16-11
Away: 10-18

PLAYOFFS

ALL-TIME SERIES INFORMATION

76ers Largest Margin of Victory: 38, 11/25/94
76ers Most Pts. Scored: 119, 2x, last 2/9/10
76ers Fewest Pts. Scored: 74, 10/30/01

Timberwolves Largest Margin of Victory: 35, 12/8/04
Timberwolves Most Pts. Scored: 126, 1/6/14
Timberwolves Fewest Pts. Scored: 71, 11/25/94

MINNESOTA TIMBERWOLVES

76ERS 2017-18 SEASON SERIES STATISTICS VS. TIMBERWOLVES

2017-2018 SEASON SERIES (2-0) — PHILADELPHIA 76ERS — VS. MINNESOTA

PLAYER	G	GS	MIN	FIELD GOALS FG	FIELD GOALS FGA	FIELD GOALS PCT	3-POINT FG FG	3-POINT FG FGA	3-POINT FG PCT	FREE THROWS FT	FREE THROWS FTA	FREE THROWS PCT	REBOUNDS OFF	REBOUNDS DEF	REBOUNDS TOT	AST	PF	DQ	STL	TO	BLK	PTS	AVG	HI
Embiid	2	2	63	14	28	.500	2	4	.500	17	20	.850	1	17	18	10	7	0	0	3	4	47	23.5	28
Redick	2	2	52	9	26	.346	5	16	.313	11	11	1.000	0	4	4	4	4	0	0	4	0	34	17.0	26
Saric	2	2	61	11	20	.550	6	14	.429	4	7	.571	4	7	11	5	1	0	1	4	0	32	16.0	18
Belinelli (TOT)	2	0	42	7	12	.583	5	9	.556	6	7	.857	0	1	1	3	7	0	0	1	1	25	12.5	17
Belinelli (PHI)	1	0	26	5	6	.833	3	4	.750	4	5	.800	0	1	1	2	5	0	0	0	1	17	17.0	17
Booker	1	0	20	6	8	.750	0	0	---	0	0	---	2	3	5	5	0	0	2	0	1	12	12.0	12
Covington	1	1	28	4	10	.400	3	9	.333	0	0	---	0	6	6	2	2	0	4	2	2	11	11.0	11
Simmons	2	2	70	8	17	.471	0	0	---	6	11	.545	2	13	15	21	2	0	3	11	0	22	11.0	15
Ilyasova (TOT)	2	1	54	9	19	.474	0	8	.000	1	2	.500	3	8	11	2	4	0	3	2	2	19	9.5	10
Ilyasova (PHI)	1	0	23	4	9	.444	0	3	.000	1	2	.500	3	4	7	2	3	0	1	1	0	9	9.0	9
Anderson	1	0	18	3	9	.333	0	4	.000	3	3	1.000	0	3	3	3	2	0	1	1	0	9	9.0	9
Holmes	2	1	42	7	14	.500	1	3	.333	2	3	.667	0	13	13	2	2	0	0	2	1	17	8.5	15
Bayless	1	0	15	2	3	.667	2	3	.667	0	0	---	0	2	2	0	2	0	0	1	0	6	6.0	6
McConnell	2	0	45	4	6	.667	0	0	---	2	4	.500	1	10	11	4	6	0	1	6	1	10	5.0	7
Johnson	2	0	29	3	7	.429	0	1	.000	0	0	---	0	5	5	4	7	0	2	3	2	6	3.0	6
Korkmaz	1	0	10	1	3	.333	1	1	1.000	0	2	.000	0	1	1	0	2	0	0	0	1	3	3.0	3
Luwawu-Cabarrot	1	0	4	1	2	.500	1	1	1.000	0	0	---	1	0	1	1	2	0	0	1	0	3	3.0	3
76ERS	2	-	505	82	168	.488	24	63	.381	50	68	.735	14	89	103	65	47	0	15	42	13	238	119.0	120
TIMBERWOLVES	2	-	505	81	204	.397	11	52	.212	47	65	.723	30	73	103	38	48	1	21	24	10	220	110.0	112

TIMBERWOLVES 2017-18 SEASON SERIES STATISTICS VS. 76ERS

2017-2018 SEASON SERIES (0-2) — MINNESOTA TIMBERWOLVES — VS. PHILADELPHIA

PLAYER	G	GS	MIN	FIELD GOALS FG	FIELD GOALS FGA	FIELD GOALS PCT	3-POINT FG FG	3-POINT FG FGA	3-POINT FG PCT	FREE THROWS FT	FREE THROWS FTA	FREE THROWS PCT	REBOUNDS OFF	REBOUNDS DEF	REBOUNDS TOT	AST	PF	DQ	STL	TO	BLK	PTS	AVG	HI
Butler	1	1	46	15	33	.455	3	9	.333	5	5	1.000	3	3	6	3	1	0	1	1	0	38	38.0	38
Wiggins	2	2	71	15	41	.366	1	10	.100	5	10	.500	5	10	15	6	4	0	2	2	1	36	18.0	20
Towns	2	2	72	9	31	.290	2	10	.200	14	18	.778	6	21	27	3	8	0	5	6	4	34	17.0	19
Georges-Hunt	1	0	15	3	4	.750	0	0	---	5	5	1.000	0	2	2	0	1	0	2	0	0	11	11.0	11
Teague	2	2	61	9	22	.409	1	5	.200	1	2	.500	0	2	2	7	4	0	1	5	0	20	10.0	17
Dieng	2	0	45	8	18	.444	1	2	.500	2	2	1.000	4	12	16	2	4	0	2	2	3	19	9.5	15
Brooks	1	0	12	2	6	.333	2	4	.500	2	3	.667	1	1	2	0	4	0	0	0	0	8	8.0	8
Jones	2	0	40	5	7	.714	0	1	.000	6	6	1.000	1	3	4	7	1	0	6	1	0	16	8.0	11
Crawford	2	0	42	5	15	.333	0	6	.000	5	6	.833	1	2	3	6	2	0	0	4	0	15	7.5	13
Gibson	2	2	64	6	14	.429	0	1	.000	2	6	.333	8	9	17	3	10	1	2	2	2	14	7.0	7
Bjelica	1	1	28	2	9	.222	1	4	.250	0	0	---	1	3	4	0	5	0	0	1	0	5	5.0	5
Aldrich	1	0	12	2	4	.500	0	0	---	0	2	.000	0	5	5	1	4	0	0	0	0	4	4.0	4
TIMBERWOLVES	2	-	505	81	204	.397	11	52	.212	47	65	.723	30	73	103	38	48	1	21	24	10	220	110.0	112
76ERS	2	-	505	82	168	.488	24	63	.381	50	68	.735	14	89	103	65	47	0	15	42	13	238	119.0	120

ALL-TIME MEETINGS

DATE			PHI	OPP
11/10/89	A	L	118	125*
4/12/90	H	W	110	77
2/3/91	A	L	102	110**
4/14/91	H	L	88	96
12/13/91	A	W	104	95
1/24/92	H	W	119	86
3/8/93	A	W	92	83
4/18/93	H	W	106	79
3/15/94	A	L	87	96
3/18/94	H	L	98	100
11/25/94	A	W	109	71
2/15/95	H	L	97	101

DATE			PHI	OPP
12/17/95	A	W	101	99
3/6/96	H	L	90	103
3/11/97	A	L	100	104
3/14/97	H	W	109	95
12/17/97	H	L	90	94
4/10/98	A	L	102	107
1/9/00	H	L	112	123
3/28/00	A	W	102	100
11/9/00	A	W	84	82
12/11/00	H	L	91	96*
10/30/01	A	L	74	83
1/30/02	H	W	96	91

DATE			PHI	OPP
12/18/02	H	W	99	94
2/2/03	A	L	91	99
2/1/04	A	L	101	106
2/29/04	H	W	81	74
12/8/04	H	L	84	119
1/7/05	A	L	84	89
12/12/05	H	W	90	89*
1/22/06	A	W	86	84
12/3/06	H	L	84	95
1/5/07	A	L	102	104*
12/12/07	H	W	98	94
2/19/08	A	L	88	104

DATE			PHI	OPP
11/19/08	A	L	96	102
3/25/09	H	W	96	88
1/18/10	A	L	103	108*
2/9/10	H	W	119	97
2/12/11	A	W	107	87
3/4/11	H	W	111	100
2/19/12	A	L	91	92
12/4/12	H	L	88	105
2/20/13	A	L	87	94
12/11/13	A	L	99	106
1/6/14	H	L	95	126
12/3/14	A	W	85	77

DATE			PHI	OPP
1/30/15	H	W	103	94
11/23/15	A	L	95	100
1/4/16	H	W	109	99
11/17/16	A	L	86	110
1/3/17	H	W	93	91
12/12/17	A	W	118	112
3/24/18	H	W	120	108

** overtime*
***double-overtime*

NEW ORLEANS PELICANS

GENERAL INFORMATION

Alvin Gentry

Franchise Timeline (Established) ..... New Orleans Hornets (2002-03), New Orleans Pelican (2013-14)
Address ..... 5800 Airline Drive; Metairie, LA 70113
Owner ..... Gayle Benson
President ..... Dennis Lauscha
Executive Vice President ..... Mickey Loomis
General Manager ..... Dell Demps
Head Coach ..... Alvin Gentry
Associate Head Coach: ..... Darren Erman
Assistant Coaches ..... Chris Finch, Fred Vinson, Kevin Hanson, Mike Penberthy, Joe Boylan
Head Strength & Conditioning Coach ..... Jason Sumerlin
Director of Medical Services ..... Dr. Misty Suri
Communications ..... Greg Bensel, Matt Ryan, Will McClaran, Chris Trahant, Jordy Spitale
Home Court ..... Smoothie King Center (16,867)

BROADCAST INFORMATION

Radio ..... WRNO (99.5 FM): Sean Kelley, John DeShazier, Daniel Sallerson
Television ..... Fox Sports New Orleans: Joel Meyers, David Wesley, Jen Hale

2018-19 SCHEDULE	ALL-TIME SERIES RESULTS	PLAYOFFS
11/21/18 ..... @ PHI	Overall: 16-18	Overall: 4-2
2/25/19 ..... @ NO	Home: 10-7	Home: 2-1
	Away: 6-11	Away: 2-1

ALL-TIME SERIES INFORMATION

76ers Largest Margin of Victory: 21, 11/25/02
76ers Most Pts. Scored: 114, 2/19/16
76ers Fewest Pts. Scored: 72, 11/11/07

Pelicans Largest Margin of Victory: 37, 11/16/13
Pelicans Most Pts. Scored: 135, 11/16/13
Pelicans Fewest Pts. Scored: 62, 11/7/12

NEW ORLEANS PELICANS

76ERS 2017-18 SEASON SERIES STATISTICS VS. PELICANS

2017-2018 SEASON SERIES (1-1) — PHILADELPHIA 76ERS — VS. NEW ORLEANS

PLAYER	G	GS	MIN	FG	FGA	PCT	FG	FGA	PCT	FT	FTA	PCT	OFF	DEF	TOT	AST	PF	DQ	STL	TO	BLK	PTS	AVG	HI
				-FIELD GOALS-			-3-POINT FG--			-FREE THROWS-			--REBOUNDS--											
Embiid	1	1	24	11	18	.611	2	4	.500	0	0	---	3	13	16	0	1	0	2	3	1	24	24.0	24
Redick	2	2	59	14	24	.583	6	13	.462	9	9	1.000	0	10	10	6	4	0	2	4	0	43	21.5	28
Saric	2	2	57	13	27	.481	7	11	.636	4	4	1.000	6	10	16	8	5	0	0	3	0	37	18.5	24
Simmons	2	2	61	13	27	.481	0	0	---	11	13	.846	4	10	14	18	5	0	3	9	2	37	18.5	27
Ilyasova (TOT)	1	1	29	6	9	.667	3	4	.750	0	0	---	2	5	7	1	4	0	0	2	0	15	15.0	15
Belinelli (TOT)	2	0	51	8	17	.471	5	11	.455	1	2	.500	2	4	6	7	0	0	5	2	0	22	11.0	14
Booker	2	0	43	6	12	.500	1	3	.333	6	7	.857	6	5	11	1	4	0	2	3	1	19	9.5	16
Anderson	1	0	17	3	11	.273	2	5	.400	0	1	.000	0	1	1	1	0	0	0	1	0	8	8.0	8
Covington	1	1	25	4	9	.444	0	4	.000	0	0	---	1	2	3	1	1	0	0	0	2	8	8.0	8
Johnson	2	1	43	5	7	.714	1	1	1.000	5	5	1.000	3	7	10	5	9	0	3	3	0	16	8.0	16
Holmes	2	0	30	6	13	.462	0	1	.000	0	0	---	5	8	13	2	5	0	1	1	2	12	6.0	12
Korkmaz	1	0	20	2	6	.333	1	4	.250	0	0	---	1	2	3	1	3	0	0	1	0	5	5.0	5
Luwawu-Cabarrot	2	1	44	4	22	.182	2	11	.182	0	0	---	1	2	3	2	3	0	0	3	0	10	5.0	6
McConnell	1	0	24	1	5	.200	0	0	---	0	0	---	0	3	3	5	2	0	0	0	0	2	2.0	2
Bayless	2	0	34	1	8	.125	1	6	.167	0	0	---	0	2	2	2	3	0	2	1	0	3	1.5	3
76ERS	2	-	480	83	189	.439	23	63	.365	35	39	.897	30	75	105	52	45	0	15	33	8	224	112.0	124
HORNETS	2	-	480	79	175	.451	23	55	.418	32	48	.667	13	66	79	48	33	0	19	27	15	213	106.5	131

PELICANS 2017-18 SEASON SERIES STATISTICS VS. 76ERS

2017-2018 SEASON SERIES (1-1) — NEW ORLEANS PELICANS — VS. PHILADELPHIA

PLAYER	G	GS	MIN	FG	FGA	PCT	FG	FGA	PCT	FT	FTA	PCT	OFF	DEF	TOT	AST	PF	DQ	STL	TO	BLK	PTS	AVG	HI
				-FIELD GOALS-			-3-POINT FG--			-FREE THROWS-			--REBOUNDS--											
Cousins	1	1	29	7	10	.700	2	3	.667	7	9	.778	0	9	9	2	5	0	1	2	1	23	23.0	23
Davis	2	2	68	17	38	.447	1	4	.250	8	12	.667	1	15	16	4	7	0	2	3	5	43	21.5	29
Holiday	2	2	64	14	32	.438	6	11	.545	9	13	.692	0	5	5	5	2	0	2	9	4	43	21.5	34
Mirotic (TOT)	3	1	81	17	46	.370	7	21	.333	8	10	.800	5	16	21	4	4	0	1	3	1	49	16.3	22
Mirotic (NO)	1	1	28	5	15	.333	2	7	.286	0	0	---	4	1	5	2	2	0	0	1	0	12	12.0	12
Cunningham	1	0	22	3	4	.750	2	2	1.000	2	4	.500	1	3	4	1	2	0	1	0	0	10	10.0	10
Clark	2	0	35	7	17	.412	3	8	.375	1	2	.500	0	1	1	0	3	0	0	3	0	18	9.0	15
Miller	2	0	47	7	16	.438	4	10	.400	0	0	---	1	7	8	1	2	0	1	2	0	18	9.0	13
Moore	2	2	62	8	18	.444	2	6	.333	0	0	---	2	2	4	2	7	0	2	0	0	18	9.0	14
Rondo	2	1	62	7	12	.583	1	2	.500	3	6	.500	0	6	6	28	1	0	7	5	1	18	9.0	13
Diallo	1	0	17	3	8	.375	0	0	---	0	0	---	1	6	7	0	0	0	1	0	0	6	6.0	6
Okafor	1	0	20	1	3	.333	0	0	---	2	2	1.000	3	5	8	2	1	0	0	0	4	4	4.0	4
James (TOT)	1	0	5	0	1	.000	0	0	---	2	2	1.000	0	3	3	2	0	0	0	1	0	2	2.0	2
Allen	1	0	1	0	0	---	0	0	---	0	0	---	0	0	0	0	1	0	0	0	0	0	0.0	0
Asik	1	0	3	0	0	---	0	0	---	0	0	---	0	1	1	0	0	0	0	0	0	0	0.0	0
Liggins (TOT)	1	1	19	0	2	.000	0	2	.000	0	0	---	0	5	5	1	0	0	2	1	0	0	0.0	0
Liggins (NO)	1	1	19	0	2	.000	0	2	.000	0	0	---	0	5	5	1	0	0	2	1	0	0	0.0	0
PELICANS	2	-	480	79	175	.451	23	55	.418	32	48	.667	13	66	79	48	33	0	19	27	15	213	106.5	131
76ERS	2	-	480	83	189	.439	23	63	.365	35	39	.897	30	75	105	52	45	0	15	33	8	224	112.0	124

ALL-TIME MEETINGS

DATE			PHI	OPP
11/19/02	A	L	98	99
11/25/02	H	W	108	87
4/13/03	H	L	89	94
11/5/03	H	L	99	106
1/21/03	A	W	92	86
1/30/04	H	W	85	82
3/17/04	A	L	80	104
1/17/05	H	W	95	91

DATE			PHI	OPP
1/28/05	A	L	95	99
11/21/05	H	W	103	91
12/2/05	A	L	86	88
1/23/07	H	W	102	96
1/31/07	A	W	89	78
11/11/07	H	L	72	93
11/14/07	A	L	76	95
1/26/09	A	L	86	101

DATE			PHI	OPP
3/2/09	H	L	91	98
1/11/10	H	W	96	92
2/5/10	A	W	101	94
12/12/10	H	W	88	70
1/3/11	A	L	77	84
1/4/12	A	W	101	93
11/7/12	A	W	77	62
1/15/13	H	L	99	111

DATE			PHI	OPP
11/16/13	A	L	98	135
11/29/13	H	L	105	121
1/16/15	H	W	96	81
1/26/15	A	L	74	99
2/19/16	A	L	114	121
4/5/16	H	W	107	93
12/8/16	A	W	99	88
12/20/16	H	L	93	108

DATE			PHI	OPP
12/10/17	A	L	124	131
2/09/18	H	W	100	82

** overtime*
***double-overtime*

NEW YORK KNICKS

GENERAL INFORMATION

David Fizdale

Franchise Timeline (Established) ..... New York Knicks (1946-47)
Address ..... Two Pennsylvania Plaza; New York, NY 10121
Executive Chairman, The Madison Square Garden Company ..... James L. Dolan
President ..... Steve Mills
General Manager ..... Scott Perry
Head Coach ..... David Fizdale
Associate Head Coach ..... Kurt Rambis
Assistant Coaches ..... Howard Eisley, Keith Smart, Jud Buechler, Pat Sullivan, Royal Ivey
Assistant GM/GM, Westchester Knicks ..... Allan Houston
Assistant General Manager ..... Gerald Madkins
Head Athletic Trainer ..... Roger Hinds
Media Relations ..... Jonathan Supranowitz, Gregg Schwartz, Derek Lapinski, Shakeemah Simmons-Winter
Home Court ..... Madison Square Garden (19,812)

BROADCAST INFORMATION

Radio ..... ESPN Radio (98.7 FM): Ed Cohen, Brendan Brown
Television ..... MSG Network: Mike Breen, Walt Frazier, Rebecca Haarlow

2018-19 SCHEDULE	ALL-TIME SERIES RESULTS	PLAYOFFS
11/28/18 ..... @ PHI	Overall: 248-201	Overall: 22-12
12/19/18 ..... @ PHI	Home: 141-67	Home: 15-2
1/13/19 ..... @ NY	Away: 91-123	Away: 7-10
2/13/19 ..... @ NY	Neutral: 16-11	

ALL-TIME SERIES INFORMATION

76ers Largest Margin of Victory: 62, 12/25/60
76ers Most Pts. Scored: 162, 12/25/60
76ers Fewest Pts. Scored: 60, 3/13/54

Knicks Largest Margin of Victory: 48, 2x last 4/21/94
Knicks Most Pts. Scored: 152, 12/11/59
Knicks Fewest Pts. Scored: 61, 2/17/52

NEW YORK KNICKS

76ERS 2017-18 SEASON SERIES STATISTICS VS. KNICKS

2017-2018 SEASON SERIES (4-0) PHILADELPHIA 76ERS VS. NEW YORK

				-FIELD GOALS-			-3-POINT FG--			-FREE THROWS-			--REBOUNDS--											
PLAYER	G	GS	MIN	FG	FGA	PCT	FG	FGA	PCT	FT	FTA	PCT	OFF	DEF	TOT	AST	PF	DQ	STL	TO	BLK	PTS	AVG	HI
Redick	4	4	114	25	52	.481	12	32	.375	19	23	.826	1	15	16	10	6	0	5	5	0	81	20.3	24
Saric	4	4	130	28	59	.475	10	25	.400	15	17	.882	12	21	33	10	10	0	3	8	0	81	20.3	26
Embiid	4	4	98	27	57	.474	5	11	.455	17	23	.739	10	25	35	9	10	0	1	13	5	76	19.0	29
Holmes	1	0	22	6	11	.545	0	0	---	3	6	.500	3	4	7	1	3	0	0	0	0	15	15.0	15
Covington	4	4	131	19	43	.442	10	23	.435	5	7	.714	3	14	17	9	12	0	6	4	5	53	13.3	17
Belinelli (TOT)	5	0	125	19	42	.452	7	21	.333	15	15	1.000	2	9	11	11	8	0	5	4	0	60	12.0	15
Belinelli (PHI)	2	0	52	8	14	.571	2	6	.333	6	6	1.000	0	3	3	3	6	0	3	1	0	24	12.0	14
Simmons	4	4	134	21	34	.618	0	0	---	5	16	.313	7	25	32	31	8	0	6	14	5	47	11.8	13
Ilyasova (TOT)	4	1	106	16	43	.372	9	21	.429	2	4	.500	8	18	26	7	9	0	5	6	2	43	10.8	20
Ilyasova (PHI)	2	0	50	5	23	.217	2	9	.222	1	2	.500	7	9	16	5	6	0	2	3	0	13	6.5	9
Bayless	1	0	24	2	6	.333	1	4	.250	3	4	.750	0	2	2	2	5	0	0	0	1	8	8.0	8
McConnell	4	0	100	12	24	.500	2	4	.500	1	1	1.000	3	16	19	17	4	0	9	4	0	27	6.8	15
Booker	2	0	30	3	7	.429	0	0	---	2	2	1.000	3	3	6	2	1	0	0	1	0	8	4.0	5
Johnson	3	0	49	4	8	.500	0	0	---	2	4	.500	3	1	4	5	10	0	1	4	2	10	3.3	5
Anderson	1	0	5	1	2	.500	0	0	---	1	2	.500	0	0	0	0	1	0	0	0	0	3	3.0	3
Fultz	1	0	14	1	5	.200	0	0	---	1	2	.500	0	5	5	7	2	0	1	0	1	3	3.0	3
Jackson (TOT)	1	0	4	1	2	.500	0	1	.000	0	0	---	1	0	1	0	1	0	0	0	0	2	2.0	2
Luwawu-Cabarrot	1	0	7	0	1	.000	0	1	.000	0	0	---	0	1	1	0	0	0	0	1	0	0	0.0	0
76ERS	4	-	960	162	346	.468	44	115	.383	81	115	.704	52	144	196	111	84	0	37	60	19	449	112.3	118
KNICKERBOCKERS	4	-	960	150	354	.424	24	90	.267	77	106	.726	43	125	168	80	90	1	24	62	18	401	100.3	110

KNICKS 2017-18 SEASON SERIES STATISTICS VS. 76ERS

2017-2018 SEASON SERIES (0-4) NEW YORK KNICKERBOCKERS VS. PHILADELPHIA

				-FIELD GOALS-			-3-POINT FG--			-FREE THROWS-			--REBOUNDS--											
PLAYER	G	GS	MIN	FG	FGA	PCT	FG	FGA	PCT	FT	FTA	PCT	OFF	DEF	TOT	AST	PF	DQ	STL	TO	BLK	PTS	AVG	HI
Porzingis	1	1	34	6	19	.316	1	2	.500	9	14	.643	5	2	7	0	1	0	0	1	5	22	22.0	22
Kanter	4	4	124	27	53	.509	0	0	---	25	30	.833	22	37	59	6	14	0	1	7	1	79	19.8	31
Beasley	4	3	130	34	66	.515	4	10	.400	6	12	.500	4	27	31	13	11	1	2	10	5	78	19.5	24
Lee	3	2	102	18	31	.581	6	11	.545	12	13	.923	2	4	6	3	5	0	4	3	1	54	18.0	20
Mudiay (TOT)	3	1	72	16	34	.471	1	6	.167	8	12	.667	1	7	8	8	8	0	4	6	3	41	13.7	22
Mudiay (NY)	3	1	72	16	34	.471	1	6	.167	8	12	.667	1	7	8	8	8	0	4	6	3	41	13.7	22
Burke	3	1	57	14	27	.519	3	7	.429	3	4	.750	1	3	4	11	1	0	2	4	0	34	11.3	18
Hardaway	3	3	102	10	42	.238	3	24	.125	4	6	.667	3	8	11	10	11	0	1	3	0	27	9.0	9
O'Quinn	3	0	48	11	18	.611	0	0	---	1	5	.200	1	14	15	3	7	0	5	6	2	23	7.7	15
Jack	2	2	39	3	10	.300	1	3	.333	4	4	1.000	0	3	3	7	4	0	2	6	0	11	5.5	11
McDermott	1	0	15	2	6	.333	1	2	.500	0	0	---	0	0	0	0	0	0	0	0	0	5	5.0	5
Williams (TOT)	1	0	22	1	4	.250	1	2	.500	2	2	1.000	2	2	4	2	4	0	2	1	0	5	5.0	5
Williams (NY)	1	0	22	1	4	.250	1	2	.500	2	2	1.000	2	2	4	2	4	0	2	1	0	5	5.0	5
Dotson	2	0	9	1	4	.250	1	2	.500	2	2	1.000	0	1	1	1	0	0	0	0	0	5	2.5	3
Ntilikina	4	0	85	3	19	.158	1	7	.143	0	0	---	1	10	11	7	11	0	0	8	0	7	1.8	4
Thomas	3	3	57	2	5	.400	1	3	.333	0	0	---	0	3	3	2	5	0	0	1	0	5	1.7	3
Hicks	3	0	27	1	3	.333	0	2	.000	1	2	.500	1	1	2	3	6	0	0	1	1	3	1.0	2
Kornet	2	0	22	1	9	.111	0	8	.000	0	0	---	0	3	3	1	1	0	0	0	0	2	1.0	2
Baker	1	0	13	0	4	.000	0	1	.000	0	0	---	0	0	0	3	1	0	1	0	0	0	0.0	0
KNICKERBOCKERS	4	-	960	150	354	.424	24	90	.267	77	106	.726	43	125	168	80	90	1	24	62	18	401	100.3	110
76ERS	4	-	960	162	346	.468	44	115	.383	81	115	.704	52	144	196	111	84	0	37	60	19	449	112.3	118

NEW YORK KNICKS

ALL-TIME MEETINGS

DATE			PHI	OPP
11/13/49	H	W	80	66
11/15/49	A	W	77	74
11/11/50	A	L	72	74*
11/19/50	H	W	96	83
11/28/50	A	L	84	108
2/17/50	H	W	95	86
1/6/51	A	W	87	85*
2/1/51	H	L	90	93
2/8/51	H	W	96	83
2/17/51	A	L	75	88
2/25/51	H	W	98	83
3/3/51	A	L	78	97
11/17/51	A	W	79	72
11/25/51	H	W	100	73
12/22/51	A	L	73	92
12/23/51	H	L	72	75
1/10/52	H	W	110	96
2/12/52	A	L	69	78
2/17/52	H	W	66	61
3/15/52	A	L	90	97
3/16/52	H	L	84	90
11/22/52	A	L	68	98
11/23/52	H	W	76	73
12/14/52	A	L	93	98*
1/3/53	A	L	77	85*
1/7/53	N	W	114	93
1/25/53	H	L	62	97
2/15/53	H	L	81	85
3/1/53	H	W	79	64
3/6/53	N	L	66	75
3/14/53	A	W	95	81
11/21/53	A	L	67	68
11/22/53	H	L	80	84*
12/25/53	A	L	80	89
1/13/54	N	W	93	72
1/28/54	H	W	70	66
1/30/54	A	L	65	66
1/31/54	H	W	114	70
2/4/54	N	W	90	82
3/13/54	A	L	60	67
3/14/54	H	W	113	83
11/27/54	A	W	80	74
11/28/54	H	W	79	77
12/1/54	N	L	86	88
12/14/54	A	W	91	82
12/15/54	N	L	81	88
12/25/54	A	L	101	109
12/26/54	H	W	97	92*
1/23/55	H	L	89	98
2/7/55	H	W	77	75
2/19/55	A	W	80	78
2/20/55	H	W	104	84
3/1/55	A	W	105	102
11/26/55	A	L	99	100
11/27/55	H	W	85	74
12/20/55	A	W	98	91
12/31/55	H	W	101	92
1/29/56	H	L	95	99*
2/4/56	A	W	103	94
2/10/56	N	W	94	88
2/17/56	N	W	91	86
2/19/56	H	W	118	98
2/21/56	A	W	108	107**
3/4/56	H	L	111	118**
3/10/56	A	L	84	104
12/1/56	A	L	100	117
12/2/56	H	W	110	100
1/1/57	H	W	106	102
1/3/57	A	L	111	126
1/22/57	A	L	88	90
1/24/57	H	W	115	97
2/6/57	N	L	100	119
2/9/57	A	W	101	89
2/10/57	H	W	102	100
3/5/57	A	W	99	92
3/6/57	H	L	93	100
3/7/57	N	L	94	99
11/8/57	H	L	99	104
11/23/57	A	W	119	115
12/17/57	A	L	117	123
12/25/57	H	W	134	130*
1/2/58	N	L	98	131
1/18/58	A	L	120	123
1/19/58	H	W	112	108
1/28/58	A	W	110	102
2/7/58	N	W	105	102
2/19/58	H	W	116	110
2/22/58	A	L	112	115
3/5/58	H	W	102	91
11/15/58	H	L	92	96
11/22/58	A	L	99	114
12/21/58	A	L	94	108

DATE			PHI	OPP
12/27/58	H	L	102	106
1/6/59	A	L	108	118
1/18/59	H	L	118	120
1/31/59	N	L	117	119
2/3/59	A	L	114	115
2/5/59	N	L	98	111
2/8/59	H	W	113	104
3/1/59	H	W	140	115
3/3/59	A	W	127	120
11/12/59	A	W	113	104
11/14/59	H	W	116	108
11/24/59	A	W	120	107
12/11/59	A	L	121	152
12/16/59	H	W	116	113
1/17/60	H	W	129	117
2/2/60	A	W	119	102
2/11/60	H	W	116	109
2/16/60	A	L	116	125
2/20/60	N	W	126	121
2/27/60	H	W	114	111
3/1/60	A	W	124	121
3/5/60	H	W	132	115
11/11/60	A	L	108	112
11/12/60	H	W	128	117
12/3/60	H	W	130	113
12/20/60	A	L	112	122
12/25/60	H	W	162	100
1/3/61	H	W	129	104
1/7/61	N	L	117	120
1/13/61	N	W	106	105
1/31/61	A	W	122	106
2/15/61	A	L	127	129*
2/16/61	H	W	132	120
2/26/61	H	W	126	110
3/7/61	A	L	113	114
11/11/61	H	W	135	109
11/15/61	N	W	114	102
11/22/61	N	L	109	110
12/1/61	A	L	100	118
12/12/61	A	W	126	124
1/7/62	A	W	123	116
1/14/62	H	W	141	118
1/31/62	H	W	138	109
2/9/62	A	L	111	120
2/18/62	H	W	141	126
2/24/62	N	W	120	117
2/27/62	A	W	130	120
10/23/62	A	W	123	119
11/23/62	A	L	110	116
11/24/62	H	W	137	126
12/25/62	A	W	123	111
12/27/62	H	W	128	92
1/3/63	N	L	115	123
2/5/63	A	W	120	100
2/9/63	N	W	122	116
2/24/63	H	W	143	126
2/28/63	N	W	132	124
3/5/63	A	W	131	121
3/7/63	H	W	129	118
10/25/63	H	L	112	136
10/26/63	A	L	101	109
11/20/63	H	W	118	101
11/30/63	A	W	132	125
12/11/63	H	W	113	103
12/14/63	A	W	123	119
1/5/64	H	L	118	142
1/25/64	A	W	131	129
2/6/64	H	W	128	117
2/23/64	A	W	114	105
3/7/64	H	W	130	115
3/8/64	A	L	108	140
10/30/64	A	L	90	94
10/31/64	H	W	116	105
11/25/64	N	W	124	93
12/12/64	A	L	106	133
12/13/64	N	W	121	115
2/3/65	N	W	116	95
2/20/65	N	W	111	92
2/23/65	A	L	104	132
3/9/65	A	L	122	124*
3/10/65	H	L	123	134
11/13/65	A	W	127	119
1/2/66	H	W	133	122
1/4/66	A	W	129	127
1/21/66	H	W	109	98
2/5/66	A	L	113	120
2/8/66	A	L	123	136
2/25/66	H	W	130	124
3/12/66	H	W	134	126
3/13/66	A	W	115	113
3/17/66	H	W	115	106
10/15/66	H	W	128	112

DATE			PHI	OPP
11/15/66	A	W	113	109
11/16/66	H	W	117	108
12/9/66	H	W	112	107
12/13/66	A	W	127	112
1/3/67	A	W	148	142*
1/5/67	N	L	104	112
1/17/67	H	W	119	111
3/12/67	A	W	131	120
10/25/67	H	W	117	114
11/28/67	A	W	110	108
12/8/67	H	W	117	109
12/27/67	A	W	114	105
1/3/68	H	L	115	129
2/10/68	A	L	97	115
3/10/68	A	W	119	108
3/13/68	H	L	120	130
10/22/68	A	L	114	117
12/15/68	H	W	110	104
12/25/68	A	L	109	110
1/22/69	H	W	140	137**
1/28/69	A	L	88	121
3/9/69	H	W	110	101
3/11/69	A	L	101	121
11/21/69	H	L	94	98
12/13/69	A	W	100	93
1/30/70	H	L	100	104
2/13/70	H	L	106	151
2/14/70	A	L	114	116
3/7/70	H	L	104	111
3/8/70	A	W	133	116
11/14/70	A	L	94	126
11/18/70	H	W	113	106
12/12/70	A	L	101	118
1/30/71	A	W	106	105
2/7/71	H	W	127	99
3/5/71	H	W	121	116
10/30/71	A	W	108	101
1/7/72	H	W	117	113
2/5/72	A	L	104	112
2/6/72	H	L	107	109
3/4/72	A	L	115	118*
3/5/72	H	W	100	98
10/21/72	A	L	88	111
11/10/72	H	L	106	125
11/29/72	H	L	91	139
12/9/72	A	L	109	120
2/17/73	A	L	89	107
2/18/73	H	W	114	98
3/7/73	H	L	94	120
10/27/73	A	L	90	96
11/9/73	H	W	94	91
12/29/73	A	L	92	112
1/4/74	H	W	78	75
1/26/74	A	L	98	122
3/10/74	H	W	109	108
3/26/74	A	L	90	117
10/19/74	A	W	99	86
11/20/74	H	L	95	105
12/6/74	H	L	88	96
12/25/74	A	W	104	97
1/29/75	H	W	98	92
3/1/75	A	W	100	94
3/2/75	H	W	91	87
3/26/75	H	L	98	128
4/1/75	A	L	95	99
11/1/75	A	L	98	110
12/5/75	H	W	99	97
12/25/75	A	L	103	111
1/23/76	A	L	92	104
2/14/76	A	L	97	101*
2/15/76	H	L	82	88
3/24/76	H	W	118	100
11/26/76	H	W	114	103
12/25/76	A	W	105	104
3/5/77	A	W	117	114
3/6/77	H	L	102	110
11/11/77	H	W	127	119
12/25/77	A	L	110	113
3/18/78	A	W	141	127
3/19/78	H	W	125	118
12/25/78	A	W	109	94
2/2/79	H	L	101	105
3/17/79	A	L	101	103
3/18/79	H	W	106	90
10/20/79	A	W	136	111
10/26/79	H	W	127	116
1/8/80	A	W	111	108
1/13/80	H	W	126	112
3/23/80	H	W	112	108
3/27/80	A	W	103	101
10/14/80	A	L	93	113
11/12/80	H	L	113	125

DATE			PHI	OPP
11/18/80	A	W	113	99
12/3/80	H	W	104	98
3/11/81	H	W	115	95
3/15/81	A	L	109	120
11/14/81	A	W	109	102
12/16/81	H	L	115	117
12/22/81	A	W	112	105
2/13/82	A	W	114	107
2/14/82	H	W	117	105
4/4/82	H	W	127	106
10/29/82	A	W	104	89
12/17/82	H	W	109	95
2/20/83	H	W	104	89
3/1/83	A	W	106	94
3/22/83	A	L	76	89
4/10/83	H	W	113	97
11/16/83	H	W	102	97
1/9/84	A	L	73	111
1/24/84	A	L	102	111
2/19/84	H	W	101	97
4/8/84	H	W	109	108
4/14/84	A	W	103	100
12/9/84	H	W	110	94
12/11/84	A	L	106	110
1/15/85	A	W	93	82
2/13/85	H	W	131	129
3/9/85	A	L	129	131**
3/15/85	H	W	119	110
10/26/85	A	W	99	89
11/30/85	A	W	115	95
1/20/86	H	W	103	93
2/13/86	A	W	95	92
3/12/86	H	W	105	95
4/2/86	H	W	93	87
11/19/86	H	W	98	94
1/9/87	H	L	84	94
1/27/87	A	W	108	103
2/16/87	A	W	111	101
3/4/87	H	L	99	102
4/6/87	A	L	101	108
12/17/87	A	W	106	96
1/15/88	H	W	119	104
1/16/88	A	L	96	110
3/4/88	A	L	108	110*
3/16/88	H	W	115	108
4/5/88	H	L	119	136
11/18/88	H	W	137	135
11/19/88	A	L	122	141
3/16/89	A	W	121	112
3/20/89	H	L	109	129
4/4/89	A	W	124	113
4/16/89	H	W	115	112
12/5/89	A	L	103	110
1/10/90	H	W	113	111
3/1/90	A	W	105	100
3/7/90	H	W	110	93
4/6/90	A	L	104	114
11/17/90	A	L	79	106
1/19/91	H	L	97	112
1/21/91	A	L	116	117*
3/13/91	H	L	94	102
4/10/91	H	W	100	84
4/16/91	A	L	99	108*
11/23/91	A	L	92	100
1/22/92	H	W	119	109
3/9/92	H	L	99	111
4/10/92	A	L	99	115
11/7/92	A	L	85	89
1/22/93	H	L	91	109
1/26/93	A	L	90	98
2/8/93	H	L	115	120*
4/23/93	H	L	84	99
11/9/93	A	L	86	95
1/23/94	A	W	99	92
2/9/94	H	L	79	114
4/8/94	H	W	100	97
4/21/94	A	L	82	130
12/5/94	H	L	96	101*
12/10/94	A	L	103	107
2/3/95	H	L	86	106
2/26/95	A	L	99	104
12/2/95	H	L	85	94
2/16/96	A	L	84	116
3/8/96	H	W	100	92
3/16/96	A	L	88	94
11/12/96	A	W	101	97
11/23/96	H	W	109	92
12/20/96	H	L	103	110
2/13/97	A	L	92	107
3/19/97	H	L	100	111
12/7/97	H	W	93	78
12/13/97	A	L	83	95

DATE			PHI	OPP
3/6/98	H	W	80	71
3/17/98	A	L	96	100
2/19/99	H	L	67	78
4/13/99	A	L	72	91
4/19/99	H	W	72	67
4/29/99	A	L	70	85
11/30/99	H	W	74	70
12/10/99	A	L	78	85
2/27/00	A	L	88	89
3/10/00	H	L	77	82
10/31/00	A	W	101	72
12/22/00	H	L	71	91
2/1/01	A	W	87	80
4/15/01	H	W	89	82
1/19/02	H	W	97	89
1/29/02	A	L	71	78
3/12/02	A	W	104	96
3/24/02	H	W	90	82
11/1/02	H	W	98	86
11/16/02	A	W	93	92
1/10/03	H	L	112	114
4/11/03	A	L	103	108
11/22/03	A	L	88	99
3/3/04	A	L	77	88
3/12/04	H	W	99	94*
4/3/04	H	L	75	86
11/9/04	A	L	88	96
12/17/04	H	L	107	113*
2/14/05	H	W	106	105
2/24/05	A	L	101	113
11/26/05	A	L	102	105*
1/28/06	H	W	91	76
3/31/06	A	W	117	112
4/2/06	H	W	114	95
12/23/06	H	W	98	77
1/10/07	A	L	99	106
2/21/07	H	W	104	84
4/4/07	A	W	92	90
12/7/07	H	W	101	90
12/8/07	A	W	105	77
1/25/08	A	L	81	89
2/20/08	H	W	124	84
10/31/08	H	W	116	87
1/17/09	A	W	107	97
1/24/09	H	W	116	110
2/27/09	A	W	108	103
10/31/09	A	W	141	127*
1/13/10	H	L	92	93
3/15/10	H	L	84	94
3/19/10	A	L	88	92
11/7/10	A	W	106	96
2/4/11	H	W	100	98
2/6/11	A	L	103	117
4/6/11	H	L	92	97
1/11/12	A	L	79	85
3/11/12	A	W	106	94
3/21/12	H	L	79	82
11/4/12	A	L	84	100
11/5/12	H	L	88	110
1/26/13	H	W	97	80
2/24/13	A	L	93	99
1/11/14	H	L	92	102
1/22/14	A	W	110	106
3/10/14	A	L	110	123
3/21/14	H	L	92	93
11/22/14	A	L	83	91
1/21/15	H	L	91	98
3/20/15	H	W	97	81
4/5/15	A	L	91	101
12/2/15	A	L	87	99
12/18/15	H	L	97	107
1/18/16	A	L	113	119**
4/8/16	H	L	102	109
1/1/17	H	W	98	97
2/25/17	A	L	109	110
3/3/17	H	W	105	102
4/2/17	A	L	113	114
12/25/17	A	W	105	98
2/12/18	H	W	108	92
3/15/18	A	W	118	110
3/28/18	H	W	118	101

** overtime*
***double-overtime*

OPPONENTS

OKLAHOMA CITY THUNDER

GENERAL INFORMATION

Billy Donovan

Franchise Timeline (Established) ..... Seattle Supersonics (1967-68), Oklahoma City Thunder (2008-09)
Address ..... 208 Thunder Drive, Oklahoma City, OK 73102
Chairman ..... Clay Bennett
Executive Vice President and General Manager ..... Sam Presti
EVP/Chief Administrative Officer ..... Danny Barth
Head Coach ..... Billy Donovan
Assistant Coaches ..... Bob Beyer, Mark Bryant, Vin Bhavani, Maurice Cheeks, Darko Rajakovic
Director of Quality Control ..... Billy Schmidt
Director of Performance Analysis ..... Steve Scalzi
Senior Player Development Coach/Basketball and Team Performance ..... Dave Bliss
Vice President of Identification and Intelligence ..... Will Dawkins
Vice President of Insight & Foresight ..... Rob Hennigan
Vice President of Human & Player Performace ..... Dinnie Stack, DPT, ATC
Vice President of Logistics & Engagement ..... Marc St. Yves
Basketball Communications ..... Matt Tumbleson, John Read, Laila Wani, Shelby Willingham
Home Court ..... Chesapeake Energy Arena (18,203)

BROADCAST INFORMATION

Radio ..... WWLS (98.1 FM/640 AM): Matt Pinto
Spanish Radio ..... WKY (930 AM): Eleno Ornales
Television ..... Fox Sports Oklahoma: Brian Davis, Michael Cage, Lesley McCaslin and Nick Gallo

2018-19 SCHEDULE
1/19/19 ..... @ PHI
2/28/19 ..... @ OKC

ALL-TIME SERIES RESULTS
Overall: 64-69
Home: 32-31
Away: 28-37
Neutral: 4-1

PLAYOFFS

ALL-TIME SERIES INFORMATION

76ers Largest Margin of Victory: 38, 12/20/67
76ers Most Pts. Scored: 160, 12/20/67
76ers Fewest Pts. Scored: 73, 1/2/98

Thunder Largest Margin of Victory: 56, 3/6/93
Thunder Most Pts. Scored: 149, 3/6/93
Thunder Fewest Pts. Scored: 77, 1/4/02

OKLAHOMA CITY THUNDER

76ERS 2017-18 SEASON SERIES STATISTICS VS. THUNDER

2017-2018 SEASON SERIES (0-2) — PHILADELPHIA 76ERS — VS. OKLAHOMA CITY

PLAYER	G	GS	MIN	FIELD GOALS FG	FGA	PCT	3-POINT FG FG	FGA	PCT	FREE THROWS FT	FTA	PCT	REBOUNDS OFF	DEF	TOT	AST	PF	DQ	STL	TO	BLK	PTS	AVG	HI
Embiid	2	2	84	21	36	.583	3	7	.429	16	18	.889	3	15	18	8	7	0	0	12	4	61	30.5	34
Belinelli (TOT)	1	1	33	10	18	.556	5	10	.500	2	2	1.000	0	1	1	5	1	0	1	3	1	27	27.0	27
Ilyasova (TOT)	1	1	31	7	10	.700	4	5	.800	4	4	1.000	1	2	3	1	3	0	1	1	0	22	22.0	22
Redick	1	1	51	7	18	.389	4	13	.308	1	1	1.000	0	3	3	6	2	0	0	0	0	19	19.0	19
Simmons	2	2	91	16	24	.667	0	0	---	2	8	.250	2	11	13	18	6	0	5	4	1	34	17.0	22
Saric	2	2	71	12	24	.500	5	14	.357	3	3	1.000	1	10	11	5	7	0	2	3	0	32	16.0	16
Bayless	1	0	21	4	7	.571	4	6	.667	2	3	.667	0	0	0	1	1	0	0	1	0	14	14.0	14
Covington	2	2	85	7	32	.219	6	24	.250	2	2	1.000	0	13	13	3	6	0	4	3	2	22	11.0	11
Anderson	1	0	21	2	7	.286	0	4	.000	5	5	1.000	1	4	5	2	3	0	2	0	1	9	9.0	9
Booker	2	0	30	4	7	.571	0	1	.000	4	4	1.000	5	6	11	0	1	0	0	1	0	12	6.0	6
Luwawu-Cabarrot	1	1	33	2	10	.200	2	6	.333	0	0	---	1	2	3	5	4	0	0	2	1	6	6.0	6
McConnell	2	0	32	4	6	.667	0	0	---	3	3	1.000	1	2	3	3	4	0	3	3	0	11	5.5	10
Holmes	2	0	17	3	3	1.000	0	0	---	0	0	---	4	4	8	2	1	0	3	1	0	6	3.0	4
Young	1	0	3	0	0	---	0	0	---	2	2	1.000	0	0	0	0	0	0	0	0	0	2	2.0	2
Johnson	2	0	19	0	2	.000	0	0	---	1	2	.500	1	1	2	1	4	0	1	3	0	1	0.5	1
76ERS	2	-	555	82	176	.466	24	75	.320	41	51	.804	19	71	90	54	46	0	20	38	9	229	114.5	117
THUNDER	2	-	555	92	205	.449	25	68	.368	32	49	.653	35	66	101	49	46	1	17	29	8	241	120.5	122

THUNDER 2017-18 SEASON SERIES STATISTICS VS. 76ERS

2017-2018 SEASON SERIES (2-0) — OKLAHOMA CITY THUNDER — VS. PHILADELPHIA

PLAYER	G	GS	MIN	FIELD GOALS FG	FGA	PCT	3-POINT FG FG	FGA	PCT	FREE THROWS FT	FTA	PCT	REBOUNDS OFF	DEF	TOT	AST	PF	DQ	STL	TO	BLK	PTS	AVG	HI
Westbrook	2	2	93	24	66	.364	3	11	.273	13	23	.565	7	19	26	29	4	0	4	8	0	64	32.0	37
George	2	2	83	17	40	.425	9	20	.450	12	15	.800	2	7	9	5	7	0	7	4	0	55	27.5	31
Anthony	2	2	78	17	33	.515	4	13	.308	2	3	.667	2	7	9	2	6	0	0	2	1	40	20.0	24
Adams	2	2	84	12	19	.632	0	0	---	1	1	1.000	17	8	25	4	9	1	1	3	0	25	12.5	20
Felton	2	0	33	7	16	.438	5	10	.500	0	0	---	2	1	3	3	2	0	0	4	1	19	9.5	14
Grant	2	0	35	6	11	.545	2	5	.400	4	6	.667	1	1	2	2	2	0	1	2	0	18	9.0	11
Huestis	2	0	38	4	4	1.000	1	1	1.000	0	1	.000	1	5	6	0	3	0	0	1	3	9	4.5	7
Roberson	1	1	34	2	5	.400	0	1	.000	0	0	---	1	6	7	2	2	0	3	1	2	4	4.0	4
Abrines	2	0	20	1	6	.167	1	5	.200	0	0	---	1	3	4	0	3	0	0	2	0	3	1.5	3
Brewer (TOT)	2	0	11	1	3	.333	0	1	.000	1	2	.500	0	1	1	0	1	0	1	0	0	3	1.5	3
Ferguson	2	1	26	1	2	.500	0	1	.000	0	0	---	0	6	6	0	4	0	0	0	0	2	1.0	2
Patterson	2	0	27	1	3	.333	0	1	.000	0	0	---	0	2	2	2	3	0	0	1	1	2	1.0	2
Johnson	1	0	6	0	0	---	0	0	---	0	0	---	1	1	2	0	1	0	1	0	0	0	0.0	0
THUNDER	2	-	555	92	205	.449	25	68	.368	32	49	.653	35	66	101	49	46	1	17	29	8	241	120.5	122
76ERS	2	-	555	82	176	.466	24	75	.320	41	51	.804	19	71	90	54	46	0	20	38	9	229	114.5	117

ALL-TIME MEETINGS

DATE			PHI	OPP
10/27/67	H	W	132	115
12/1/67	N	W	133	109
12/12/67	N	W	118	107
12/17/67	A	W	139	124
12/20/67	A	W	160	122
2/14/68	H	W	149	125
2/20/68	H	W	140	108
11/9/68	H	W	114	94
11/11/68	N	W	127	117
12/18/68	A	W	115	111
2/5/69	A	W	119	115
2/21/69	A	W	115	109
3/19/69	H	W	136	115
11/8/69	H	L	117	125
11/15/69	A	L	136	146
12/19/69	A	L	116	123
1/9/70	H	L	132	135
1/14/70	N	L	110	122
2/8/70	A	L	117	118
11/7/70	H	W	134	128
12/8/70	H	L	104	107
12/17/70	A	W	125	117
1/24/71	A	W	145	119
2/21/71	A	L	128	135
10/20/71	H	W	100	93
11/21/71	A	L	117	127
12/1/71	H	W	102	98
3/9/72	A	W	128	123

DATE			PHI	OPP
3/19/72	H	W	115	100
10/11/72	H	L	100	105
11/17/72	A	L	92	105
1/7/73	A	W	85	82
3/10/73	H	L	96	106
11/18/73	A	L	91	95
12/12/73	H	L	93	100
1/18/74	H	L	104	116
2/24/74	A	L	105	115
11/10/74	A	L	95	109
11/29/74	H	L	119	121*
2/23/75	A	W	114	100
2/28/75	H	W	112	111
11/28/75	H	W	113	94
12/14/75	A	L	105	114
2/20/76	A	L	92	111
2/29/76	H	W	130	115
11/7/76	A	L	91	98
12/3/76	H	L	112	121
2/27/77	A	W	93	85
3/11/77	H	W	126	122
11/16/77	H	W	101	96
1/25/78	A	W	128	125
2/12/78	H	W	109	99
2/26/78	A	L	97	99
12/2/78	H	L	97	100
12/22/78	A	W	103	95
2/28/79	A	L	93	97

DATE			PHI	OPP
3/14/79	H	L	96	99
2/8/80	H	L	94	109
2/27/80	A	W	101	98*
1/2/81	A	W	120	117*
1/18/81	H	W	113	92
12/30/81	A	W	102	99
1/23/82	H	W	100	87
1/21/83	H	W	130	117
2/6/83	A	W	97	96
12/30/83	A	L	93	97*
3/9/84	H	W	92	84
1/2/85	A	W	118	109
3/8/85	H	W	128	114
12/8/85	H	L	100	105
1/28/86	A	W	106	99
11/11/86	A	W	121	114
1/21/87	H	W	129	123*
12/4/87	H	W	118	105
1/2/88	A	L	114	116
2/8/89	H	W	109	102
3/4/89	A	L	104	118
12/27/89	A	L	106	110
2/16/90	H	W	100	96*
1/2/91	A	L	99	127
2/19/91	H	W	107	104*
12/14/91	H	W	104	95
1/4/92	A	W	112	93
12/9/92	H	W	115	104

DATE			PHI	OPP
3/6/93	A	L	93	149
11/30/93	H	L	80	92
2/15/94	A	L	105	133
12/28/94	A	L	102	121
1/30/95	H	L	104	109
11/14/95	H	L	107	115
3/23/96	A	L	89	129
12/9/96	H	L	94	118
1/2/97	A	L	82	96
11/9/97	H	L	105	112
1/2/98	A	L	73	90
3/22/99	A	L	76	92
11/8/99	H	W	117	98
12/26/99	A	W	92	86
1/5/01	H	W	121	89
3/19/01	A	L	89	93
1/4/02	A	W	87	77
1/21/02	H	L	98	109
12/11/02	H	L	88	92
3/7/03	A	W	108	99
1/19/04	H	L	81	90
2/19/04	A	W	112	101
11/16/04	H	L	95	103
12/28/04	A	W	114	107
1/9/06	H	W	107	98
3/16/06	A	L	98	102
11/15/06	A	W	96	90
3/7/07	H	W	92	89

DATE			PHI	OPP
12/31/07	A	W	98	90
3/7/08	H	W	117	83
11/15/08	H	W	110	85
3/8/09	A	L	74	89
12/2/09	A	L	106	117
3/30/10	H	L	93	111
11/10/10	A	L	103	109
3/9/11	H	L	105	110*
2/29/12	H	L	88	92
11/24/12	H	L	109	116*
1/4/13	A	L	85	109
1/25/14	H	L	91	103
3/4/14	A	L	92	125
12/5/14	H	L	91	103
3/4/15	A	L	118	123*
11/13/15	A	L	85	102
3/18/16	H	L	97	111
10/26/16	H	L	97	103
3/22/17	A	L	97	122
12/15/17	H	L	117	119***
1/28/18	A	L	112	122

** overtime*
***double-overtime*
****triple-overtime*

OPPONENTS

ORLANDO MAGIC

GENERAL INFORMATION

Steve Clifford

Franchise Timeline (Established) ..... Orlando Magic (1989-90)
Address ..... 8701 Maitland Summit Blvd.; Orlando, FL 32810
Senior Chairman ..... Rich DeVos
Senior Chairman/Governor ..... Dan DeVos
Chief Executive Officer ..... Alex Martins
President of Basketball Operations ..... Jeff Weltman
General Manager ..... John Hammond
Assistant General Managers ..... Pete D'Alessandro, Matt Lloyd
Director of Player Development and Quality Control ..... Becky Bonner
Head Coach ..... Steve Clifford
Assistant Coaches ..... Mike Batiste, Tyrone Corbin, Pat Delany, Steve Hetzel, Bruce Kreutzer
High Performance Director ..... David Tenney
Head Athletic Trainer ..... Ernest Eugene
Head Strength and Conditioning Coach ..... Luke Storey
Communications ..... Joel Glass, George Galante, Trish Wingerson, Brooke Brumbelow
Home Court ..... Amway Center (18,846)

BROADCAST INFORMATION

Radio ..... FM 96.9 The Game: Dennis Neumann, Richie Adubato
Spanish Radio ..... Salsa 98.1 FM (WNUE-FM): Joey Colon
Television ..... FOX Sports Florida: David Steele, Jefff Turner, Dante Marchitelli

2018-19 SCHEDULE
10/20/18 ..... @ PHI
11/14/18 ..... @ ORL
3/5/19 ..... @ PHI
3/25/19 ..... @ ORL

ALL-TIME SERIES RESULTS
Overall: 36-75
Home: 23-33
Away: 13-42

PLAYOFFS
Overall: 5-5
Home: 3-2
Away: 2-3

ALL-TIME SERIES INFORMATION

76ers Largest Margin of Victory: 24, 1/31/92
76ers Most Pts. Scored: 130, 11/25/17
76ers Fewest Pts. Scored: 70, 1/14/95

Magic Largest Margin of Victory: 46, 2/17/95
Magic Most Pts. Scored: 130, 2/28/16
Magic Fewest Pts. Scored: 61, 2/4/13

ORLANDO MAGIC

76ERS 2017-18 SEASON SERIES STATISTICS VS. MAGIC

2017-2018 SEASON SERIES (3-0) — PHILADELPHIA 76ERS — VS. ORLANDO

PLAYER	G	GS	MIN	FG	FGA	PCT	FG	FGA	PCT	FT	FTA	PCT	OFF	DEF	TOT	AST	PF	DQ	STL	TO	BLK	PTS	AVG	HI
				-FIELD GOALS-			-3-POINT FG--			-FREE THROWS-			--REBOUNDS--											
Embiid	3	3	76	23	45	.511	3	9	.333	14	18	.778	9	28	37	10	7	0	1	6	2	63	21.0	28
Redick	3	3	75	19	34	.559	10	19	.526	9	9	1.000	2	4	6	7	2	0	1	1	0	57	19.0	29
Ilyasova (TOT)	4	3	93	22	34	.647	9	15	.600	5	8	.625	4	13	17	6	8	0	1	6	2	58	14.5	26
Ilyasova (PHI)	1	0	22	7	11	.636	3	4	.750	1	1	1.000	0	3	3	0	1	0	0	2	0	18	18.0	18
Bayless	1	0	23	5	11	.455	2	5	.400	2	2	1.000	0	2	2	4	2	0	2	1	0	14	14.0	14
Saric	3	3	81	14	30	.467	3	11	.273	11	12	.917	6	17	23	8	4	0	1	3	0	42	14.0	21
Belinelli (TOT)	4	0	102	20	42	.476	8	21	.381	7	8	.875	1	11	12	7	5	0	1	11	2	55	13.8	15
Belinelli (PHI)	2	0	51	11	22	.500	3	8	.375	5	6	.833	1	2	3	3	4	0	1	6	2	30	15.0	15
Covington	3	3	82	14	29	.483	9	20	.450	4	5	.800	0	16	16	8	5	0	2	5	1	41	13.7	15
Simmons	2	2	55	10	15	.667	0	0	---	3	6	.500	1	14	15	17	5	0	4	6	1	23	11.5	17
McConnell	3	1	89	10	22	.455	1	3	.333	2	2	1.000	2	13	15	25	4	0	5	7	1	23	7.7	15
Luwawu-Cabarrot	2	0	30	2	10	.200	1	6	.167	8	8	1.000	0	2	2	2	6	0	0	0	0	13	6.5	9
Anderson	1	0	16	2	6	.333	1	2	.500	0	0	---	2	1	3	2	0	0	0	1	0	5	5.0	5
Booker	1	0	23	2	2	1.000	1	1	1.000	0	0	---	1	2	3	0	3	0	0	1	1	5	5.0	5
Holmes	3	0	43	7	11	.636	1	2	.500	0	0	---	3	11	14	5	6	0	1	1	2	15	5.0	7
Jackson (TOT)	1	0	7	1	1	1.000	1	1	1.000	1	2	.500	1	0	1	2	1	0	0	0	0	4	4.0	4
Jackson (PHI)	1	0	7	1	1	1.000	1	1	1.000	1	2	.500	1	0	1	2	1	0	0	0	0	4	4.0	4
Johnson	2	0	33	4	9	.444	0	3	.000	0	0	---	3	7	10	1	3	0	0	0	1	8	4.0	6
Korkmaz	2	0	14	1	7	.143	1	4	.250	0	0	---	0	1	1	2	0	0	1	1	0	3	1.5	3
Pullen	1	0	2	0	0	---	0	0	---	0	0	---	0	0	0	0	0	0	0	0	0	0	0.0	0
76ERS	3	-	720	132	265	.498	40	98	.408	60	71	.845	31	123	154	96	53	0	19	43	11	364	121.3	130
MAGIC	3	-	720	114	262	.435	35	95	.368	51	72	.708	20	94	114	75	56	0	25	35	13	314	104.7	111

MAGIC 2017-18 SEASON SERIES STATISTICS VS. 76ERS

2017-2018 SEASON SERIES (0-3) — ORLANDO MAGIC — VS. PHILADELPHIA

PLAYER	G	GS	MIN	FG	FGA	PCT	FG	FGA	PCT	FT	FTA	PCT	OFF	DEF	TOT	AST	PF	DQ	STL	TO	BLK	PTS	AVG	HI
				-FIELD GOALS-			-3-POINT FG--			-FREE THROWS-			--REBOUNDS--											
Payton	1	1	29	9	17	.529	3	5	.600	1	2	.500	5	3	8	9	0	0	1	2	0	22	22.0	22
Purvis	1	0	22	8	12	.667	3	5	.600	0	0	---	0	0	0	1	2	0	0	0	0	19	19.0	19
Gordon	3	3	94	16	42	.381	7	17	.412	7	7	1.000	4	23	27	11	4	0	3	3	4	46	15.3	20
Fournier	2	2	68	9	21	.429	3	11	.273	8	9	.889	1	7	8	3	5	0	1	5	1	29	14.5	16
Vucevic	3	3	84	14	39	.359	2	10	.200	6	8	.750	2	25	27	7	6	0	4	5	2	36	12.0	15
Simmons	2	1	57	10	23	.435	1	4	.250	1	4	.250	1	4	5	4	5	0	2	2	0	22	11.0	13
Speights	2	0	21	7	16	.438	4	12	.333	3	5	.600	0	1	1	0	5	0	0	1	0	21	10.5	11
Augustin	3	2	66	10	26	.385	6	13	.462	2	5	.400	1	2	3	7	3	0	0	2	0	28	9.3	14
Hezonja	3	1	52	7	20	.350	2	7	.286	6	6	1.000	0	5	5	4	3	0	3	4	1	22	7.3	13
Biyombo	3	0	47	8	12	.667	0	0	---	4	8	.500	3	8	11	2	7	0	0	2	2	20	6.7	13
Iwundu	2	1	41	4	6	.667	0	1	.000	4	4	1.000	0	3	3	3	3	0	2	1	1	12	6.0	8
Afflalo	3	0	36	4	8	.500	3	7	.429	4	4	1.000	0	1	1	2	3	0	2	1	0	15	5.0	8
Ross	1	1	30	1	2	.500	0	0	---	3	4	.750	0	3	3	5	4	0	3	0	1	5	5.0	5
Mack	3	0	35	4	13	.308	1	3	.333	1	2	.500	1	2	3	10	1	0	4	2	0	10	3.3	7
Birch	2	0	26	2	3	.667	0	0	---	1	4	.250	2	4	6	3	4	0	0	0	1	5	2.5	4
Artis	1	0	12	1	2	.500	0	0	---	0	0	---	0	3	3	4	1	0	0	0	0	2	2.0	2
Vaughn (TOT)	3	0	3	0	0	---	0	0	---	0	0	---	0	0	0	0	0	0	0	1	0	0	0.0	0
Vaughn (ORL)	1	0	1	0	0	---	0	0	---	0	0	---	0	0	0	0	0	0	0	0	0	0	0.0	0
MAGIC	3	-	720	114	262	.435	35	95	.368	51	72	.708	20	94	114	75	56	0	25	35	13	314	104.7	111
76ERS	3	-	720	132	265	.498	40	98	.408	60	71	.845	31	123	154	96	53	0	19	43	11	364	121.3	130

ALL-TIME MEETINGS

DATE			PHI	OPP
11/18/89	A	L	103	116
1/24/90	H	W	125	103
2/8/90	A	L	99	101
2/26/90	H	W	129	110
12/11/90	A	W	119	114
3/18/91	H	W	99	91
11/2/91	H	L	115	122
11/13/91	A	W	121	100
1/31/92	H	W	112	88
2/26/92	A	L	89	95
4/15/92	A	L	99	102
11/18/92	H	L	110	120
12/15/92	A	L	107	119
1/18/93	H	W	124	118*
4/6/93	A	L	90	116
4/15/93	H	W	101	85
11/6/93	A	L	89	114
1/22/94	H	L	112	121
3/9/94	H	L	101	117
3/11/94	A	L	105	112
11/5/94	A	L	107	122
11/12/94	H	L	103	116
1/14/95	A	L	70	91

DATE			PHI	OPP
2/17/95	A	L	83	129
4/8/95	H	W	109	99
1/23/96	A	L	90	105
2/20/96	A	L	104	123
3/4/96	H	L	97	110
4/19/96	H	L	92	112
11/29/96	H	W	100	91
1/7/97	A	L	88	109
1/31/97	H	L	99	109
4/1/97	A	W	105	93
11/22/97	H	L	94	108
12/8/97	A	L	86	95
3/9/98	H	L	78	88
4/6/98	A	L	92	113
2/6/99	H	W	95	75
3/15/99	A	L	73	74
4/25/99	H	W	103	86
11/10/99	A	L	105	110
1/14/00	H	W	102	100
3/19/00	H	W	89	85
4/9/00	A	L	80	92
11/3/00	A	W	87	80
2/2/01	H	L	117	123**

DATE			PHI	OPP
3/28/01	H	L	95	96
4/12/01	A	L	77	101
1/9/02	H	L	91	102
2/23/02	A	L	87	105
3/17/02	H	L	103	105
4/14/02	A	W	95	89
10/29/02	A	L	88	95
1/12/03	H	L	105	107
2/14/03	H	W	99	98
3/31/03	A	W	118	113*
12/22/03	H	W	95	73
1/12/04	A	W	87	82
1/23/04	H	L	93	98
4/14/04	A	L	89	98
11/14/04	H	W	96	87
11/27/04	A	L	99	105
1/22/05	A	L	111	115
2/12/05	H	W	112	99
1/26/06	H	L	115	119*
1/29/06	A	W	89	81
3/24/06	H	L	86	102
4/15/06	A	L	97	102
11/3/06	A	W	105	103

DATE			PHI	OPP
12/9/06	A	L	84	86
4/14/07	H	L	87	104
2/1/08	H	L	106	108
2/22/08	A	L	99	115
2/27/08	H	W	101	89
3/21/08	A	L	95	113
11/6/08	A	L	88	98
11/26/08	H	L	94	96
2/28/09	H	L	100	106
10/28/09	A	L	106	120
3/1/10	H	L	105	126
3/22/10	H	L	93	109
4/14/10	A	L	111	125
12/18/10	A	W	97	89
1/19/11	A	L	98	99*
2/9/11	H	L	95	99
4/11/11	H	L	85	95
1/30/12	H	W	74	69
2/15/12	A	L	87	103
4/7/12	H	L	82	88
4/16/12	A	L	100	113
2/4/13	H	W	78	61
2/26/13	H	L	84	98

DATE			PHI	OPP
3/10/13	A	L	91	99
11/27/13	A	L	94	105
12/3/13	H	W	126	125**
2/26/14	H	L	90	101
3/2/14	A	L	81	92
11/5/14	H	L	89	91
12/21/14	A	W	96	88
2/22/15	A	L	98	103
11/7/15	H	L	97	105
1/20/16	A	W	96	87
2/23/16	H	L	115	124
2/28/16	A	L	116	130
11/1/16	H	L	101	103
12/2/16	H	L	88	105
2/9/17	A	W	112	111
3/20/17	A	L	109	112*
11/25/17	H	W	130	111
2/24/18	H	W	116	105
3/22/18	A	W	118	98

** overtime*
***double-overtime*

OPPONENTS

PHOENIX SUNS

GENERAL INFORMATION

Igor Kokoškov

Franchise Timeline (Established) ..... Phoenix Suns (1968-69)
Address ..... 201 E. Jefferson St.; Phoenix, AZ 85004
Managing Partner ..... Robert Sarver
President ..... Jason Rowley
Interim General Manager ..... James Jones
Assistant General Managers ..... Trevor Bukstein, Pat Connelly
Head Coach ..... Igor Kokoškov
Assistant Coaches ..... Joe Prunty, Corliss Williamson, Jamelle McMillan, Jason Staudt
Director of Player Development ..... Cody Toppert
Player Development Coach ..... Devin Smith
Sr. VP, Athlete Health & Performance/Head Athletic Trainer ..... Aaron Nelson
Assistant Athletic Trainer/Rehabilitation Coordinator ..... Tom Maystadt
Director of Performance ..... Daniel Bove
Head Strength & Conditioning Coach/Assistant Trainer ..... Brady Howe
Assistant Athletic Trainer/Assistant Strength & Conditioning Coach ..... Stanford Williams
Assistant Athletic Trainers ..... Geoff Staton, Devin Skinner
Equipment Manager ..... Jay Gasper
Basketball Communications ..... Julie Fie, Cole Mickelson, DC Headley, Palmer Black, Casey Taggatz, ... Carlos Manzanillo, Sean Gale
Home Court ..... Talking Stick Resort Arena (18,055)

BROADCAST INFORMATION

Radio ..... Arizona Sports 98.7 FM: Al McCoy, Tim Kempton, Jon Bloom
Spanish Radio ..... KSUN (1400 AM): Arturo Ochoa, Jorge Moreno, Enrique Cortes
Television ..... Fox Sports Arizona: Kevin Ray, Eddie Johnson, Ann Meyers Drysdale, Lindsey Smith

2018-19 SCHEDULE
11/19/18 ..... @ PHI
1/2/19 ..... @ PHO

ALL-TIME SERIES RESULTS
Overall: 56-67
Home: 34-23
Away: 20-42
Neutral: 2-2

PLAYOFFS

ALL-TIME SERIES INFORMATION

76ers Largest Margin of Victory: 34, 2/15/70
76ers Most Pts. Scored: 159, 2/15/70
76ers Fewest Pts. Scored: 71, 3/23/01

Suns Largest Margin of Victory: 30, 11/14/86
Suns Most Pts. Scored: 143, 1/6/79
Suns Fewest Pts. Scored: 81, 1/2/02

PHOENIX SUNS

76ERS 2017-18 SEASON SERIES STATISTICS VS. SUNS

2017-2018 SEASON SERIES (1-1) — PHILADELPHIA 76ERS — VS. PHOENIX

PLAYER	G	GS	MIN	FG	FGA	PCT	3-POINT FG	3-POINT FGA	3-POINT PCT	FT	FTA	FT PCT	OFF	DEF	TOT	AST	PF	DQ	STL	TO	BLK	PTS	AVG	HI
Redick	2	2	62	15	29	.517	6	18	.333	11	12	.917	0	2	2	4	8	0	1	2	0	47	23.5	25
Embiid	2	2	65	15	32	.469	0	3	.000	14	16	.875	3	18	21	7	6	0	1	7	6	44	22.0	22
Ilyasova (TOT)	1	1	34	7	15	.467	3	7	.429	4	5	.800	3	6	9	0	0	0	1	1	0	21	21.0	21
Simmons	2	2	68	16	29	.552	0	0	---	9	13	.692	1	16	17	13	8	0	9	8	3	41	20.5	21
Saric	2	2	63	14	24	.583	4	8	.500	5	5	1.000	5	8	13	6	7	0	4	5	1	37	18.5	27
Belinelli (TOT)	1	0	21	7	11	.636	1	3	.333	1	1	1.000	1	1	2	0	2	0	1	0	0	16	16.0	16
Covington	2	2	57	7	23	.304	4	15	.267	2	2	1.000	4	7	11	5	5	0	2	4	1	20	10.0	10
McConnell	1	0	27	4	5	.800	0	0	---	0	0	---	1	4	5	1	0	0	2	2	0	8	8.0	8
Bayless	2	0	47	5	13	.385	3	7	.429	0	0	---	3	4	7	2	8	0	0	2	1	13	6.5	7
Luwawu-Cabarrot	2	0	36	4	9	.444	0	2	.000	2	2	1.000	2	2	4	4	7	0	0	2	0	10	5.0	8
Booker	1	0	15	1	1	1.000	0	0	---	0	0	---	1	0	1	1	2	0	1	0	0	2	2.0	2
Johnson	2	0	30	1	2	.500	0	0	---	0	0	---	4	6	10	4	2	0	0	1	1	2	1.0	2
Stauskas	1	0	8	0	1	.000	0	1	.000	0	0	---	0	0	0	0	1	0	0	2	0	0	0.0	0
76ERS	2	-	480	82	168	.488	17	54	.315	43	50	.860	24	67	91	47	54	0	20	35	13	224	112.0	123
SUNS	2	-	480	81	179	.453	20	49	.408	43	56	.768	27	54	81	43	43	1	19	27	13	225	112.5	115

SUNS 2017-18 SEASON SERIES STATISTICS VS. 76ERS

2017-2018 SEASON SERIES (1-1) — PHOENIX SUNS — VS. PHILADELPHIA

PLAYER	G	GS	MIN	FG	FGA	PCT	3-POINT FG	3-POINT FGA	3-POINT PCT	FT	FTA	FT PCT	OFF	DEF	TOT	AST	PF	DQ	STL	TO	BLK	PTS	AVG	HI
Booker	2	2	78	25	54	.463	10	18	.556	18	20	.900	3	10	13	7	5	0	2	9	1	78	39.0	46
Warren	2	2	66	23	39	.590	1	5	.200	6	8	.750	2	9	11	4	2	0	3	5	0	53	26.5	28
Payton (TOT)	1	1	29	9	17	.529	3	5	.600	1	2	.500	5	3	8	9	0	0	1	2	0	22	22.0	22
Chandler	2	2	67	8	12	.667	0	0	---	1	4	.250	11	12	23	4	8	0	3	2	3	17	8.5	10
Chriss	2	2	43	5	11	.455	2	5	.400	3	5	.600	3	10	13	4	6	1	1	4	4	15	7.5	12
Ulis	2	2	59	5	16	.313	1	4	.250	3	4	.750	1	2	3	18	7	0	4	1	0	14	7.0	12
Jackson	2	0	35	4	18	.222	1	4	.250	4	6	.667	3	2	5	0	3	0	3	3	0	13	6.5	7
Len	2	0	29	3	6	.500	0	0	---	4	5	.800	2	4	6	0	6	0	0	0	1	10	5.0	7
Canaan (TOT)	2	0	22	4	7	.571	1	2	.500	0	0	---	0	2	2	1	2	0	1	1	0	9	4.5	9
Canaan (PHO)	1	0	18	4	6	.667	1	2	.500	0	0	---	0	1	1	1	2	0	1	1	0	9	9.0	9
Daniels	2	0	26	2	8	.250	2	7	.286	2	2	1.000	1	1	2	0	1	0	1	0	0	8	4.0	5
Bender	2	0	47	2	8	.250	2	4	.500	0	0	---	1	0	1	3	2	0	0	1	4	6	3.0	3
James	1	0	5	0	1	.000	0	0	---	2	2	1.000	0	3	3	2	0	0	0	1	0	2	2.0	2
Dudley	1	0	6	0	0	---	0	0	---	0	0	---	0	0	0	0	1	0	1	0	0	0	0.0	0
SUNS	2	-	480	81	179	.453	20	49	.408	43	56	.768	27	54	81	43	43	1	19	27	13	225	112.5	115
76ERS	2	-	480	82	168	.488	17	54	.315	43	50	.860	24	67	91	47	54	0	20	35	13	224	112.0	123

ALL-TIME MEETINGS

DATE			PHI	OPP
11/19/68	N	W	126	110
11/26/68	A	W	126	119
12/11/68	H	W	143	123
12/17/68	A	W	145	128
2/4/69	A	L	116	125
2/26/69	H	W	104	97
10/22/69	H	W	122	119
11/13/69	A	W	124	110
12/16/69	A	W	141	119
1/10/70	N	L	117	119
2/3/70	A	L	123	131
2/15/70	H	W	159	125
11/21/70	H	L	119	125
12/22/70	A	W	133	129*
1/9/71	H	W	123	112
1/22/71	A	W	117	116
2/26/71	H	L	94	108
10/29/71	H	L	135	137**
11/23/71	A	L	107	128
12/21/71	A	L	119	124
1/8/72	H	W	130	119
2/8/72	A	L	108	120
11/12/72	A	L	108	119
12/7/72	N	L	102	117
2/10/73	A	L	121	126
3/14/73	H	L	114	120

DATE			PHI	OPP
11/7/73	H	W	122	115
11/15/73	A	L	94	116
12/19/73	A	W	101	98
3/15/74	N	W	108	101
10/30/74	H	L	99	104
11/13/74	A	L	100	105
1/21/75	A	W	101	95
3/14/75	H	W	108	97
11/7/75	H	W	103	99
12/11/75	A	W	110	106
1/31/76	A	L	105	119
3/10/76	H	W	125	108
12/15/76	H	W	97	87
1/27/77	A	L	94	111
2/18/77	H	L	96	102
12/21/77	H	W	125	119
1/27/78	A	L	101	110
3/5/78	A	W	104	92
11/17/78	H	W	95	94
1/6/79	H	L	139	143*
1/24/79	A	L	94	101
3/4/79	A	L	94	119
12/8/79	H	W	117	96
1/27/80	A	L	118	125
1/25/81	H	W	98	93
2/22/81	A	L	110	116

DATE			PHI	OPP
12/27/81	A	L	96	99
2/21/82	H	W	109	102
12/2/82	A	W	116	108
1/26/83	H	W	113	102
3/1/84	A	L	100	112
3/17/84	H	W	131	112
11/23/84	A	W	119	117*
1/7/85	H	W	100	99
12/28/85	A	W	100	98
1/22/86	H	W	118	111
11/14/86	A	L	97	127
1/19/87	H	W	107	104
12/28/87	A	L	101	117
1/4/88	H	W	122	114
2/24/89	A	L	95	120
3/6/89	H	L	106	110
2/24/90	A	L	99	126
4/1/90	H	W	141	112
12/28/90	A	L	96	115
2/1/91	H	W	96	89
3/13/92	H	L	104	108
3/27/92	A	L	113	117
3/3/93	A	L	115	125
3/28/93	H	L	100	110
12/30/93	A	L	107	119
1/28/94	H	L	103	108

DATE			PHI	OPP
1/4/95	A	L	122	127
1/27/95	H	L	107	108
12/27/95	A	L	90	105
3/15/96	H	L	102	128
11/9/96	H	W	112	95
2/26/97	A	L	104	111
2/2/98	H	L	97	106
2/24/98	A	W	85	84
11/4/99	A	L	80	84
1/26/00	H	L	87	93
2/18/01	H	W	104	98
3/23/01	A	L	71	84
1/2/02	A	W	102	81
4/3/02	H	W	89	83*
12/13/02	H	L	91	99
1/2/03	A	L	78	96
12/28/03	A	L	92	100
3/24/04	H	W	99	94
11/5/04	H	L	98	108
3/30/05	A	L	87	116
1/4/06	A	L	85	105
1/31/06	H	L	99	123
11/17/06	A	L	94	106
2/28/07	H	W	99	94
3/1/08	A	W	119	114
3/28/08	H	L	93	107

DATE			PHI	OPP
2/9/09	H	W	108	91
3/18/09	A	L	116	126
11/9/09	H	L	115	119
2/24/10	A	L	95	106
12/29/10	A	W	123	110
1/24/11	H	W	105	95
12/28/11	A	W	103	83
11/25/12	H	W	104	101
1/2/13	A	L	89	95
12/28/13	A	L	101	115
1/27/14	H	L	113	124
11/21/14	H	L	96	122
1/2/15	A	L	96	112
12/26/15	A	W	111	104
1/26/16	H	W	113	103
11/19/16	H	W	120	105
12/23/16	A	L	116	123
12/4/17	H	L	101	115
12/31/17	A	W	123	110

** overtime*
***double-overtime*

OPPONENTS

PORTLAND TRAIL BLAZERS

GENERAL INFORMATION

Terry Stotts

Franchise Timeline (Established) ..... Portland Trail Blazers (1970-71)
Address ..... One Center Court; Suite 200; Portland, OR 97227
Owner ..... Paul Allen
President of Basketball Operations ..... Neil Olshey
President & CEO ..... Chris McGowan
Head Coach ..... Terry Stotts
Assistant Coaches ..... David Vanterpool, Nate Tibbetts, Dale Osbourne, John McCullough and Jim Moran
Director of Player Health and Performance ..... Jesse Elis
Head Athletic Trainer ..... Geoff Clark
Sports Performance Specialists ..... Todd Forcier, Ben Kenyon
Assistant General Mangers ..... Bill Branch, Steve Rosenberry
Director of Player Personnel ..... Joe Cronin
Communications ..... Jim Taylor, Collin Romer, Jacob Gifford
Home Court ..... Moda Center (19,441)

BROADCAST INFORMATION

Radio ..... Rip City Radio (620 AM): Brian Wheeler, Michael Holton (Home Only)
Television ..... NBC Sports Northwest: Kevin Calabro, Lamar Hurd

2018-19 SCHEDULE
12/30/18 ..... **@ POR**
2/23/19 ..... **@PHI**

ALL-TIME SERIES RESULTS
Overall: **58-53**
Home: **34-17**
Away: **21-36**
Neutral: **3-0**

PLAYOFFS
Overall: **2-4**
Home: **2-1**
Away: **0-3**

ALL-TIME SERIES INFORMATION

76ers Largest Margin of Victory: 28, 3/6/03
76ers Most Pts. Scored: 153, 2/19/86
76ers Fewest Pts. Scored: 71, 3/25/96

Blazers Largest Margin of Victory: 42, 11/5/76
Blazers Most Pts. Scored: 146, 11/5/76
Blazers Fewest Pts. Scored: 60, 3/6/03

PORTLAND TRAIL BLAZERS

76ERS 2017-18 SEASON SERIES STATISTICS VS. TRAIL BLAZERS

2017-2018 SEASON SERIES (1-1) — PHILADELPHIA 76ERS — VS. PORTLAND

PLAYER	G	GS	MIN	FG	FGA	PCT	FG	FGA	PCT	FT	FTA	PCT	OFF	DEF	TOT	AST	PF	DQ	STL	TO	BLK	PTS	AVG	HI
				-FIELD GOALS-			-3-POINT FG--			-FREE THROWS-			--REBOUNDS--											
Embiid	2	2	65	20	40	.500	7	15	.467	10	13	.769	4	17	21	4	9	0	0	8	3	57	28.5	29
Saric	2	2	61	13	22	.591	8	13	.615	2	2	1.000	5	11	16	6	4	0	3	5	1	36	18.0	25
Simmons	2	2	73	15	37	.405	0	0	---	3	5	.600	1	11	12	17	5	0	4	6	2	33	16.5	17
Redick	2	2	63	11	28	.393	7	15	.467	1	1	1.000	0	6	6	2	4	0	1	1	0	30	15.0	19
McConnell	2	0	61	10	16	.625	1	4	.250	2	2	1.000	0	6	6	13	8	0	5	4	0	23	11.5	13
Belinelli (TOT)	2	0	40	8	18	.444	4	7	.571	2	3	.667	1	1	2	2	2	0	2	3	0	22	11.0	14
Ilyasova (TOT)	2	2	56	9	26	.346	3	8	.375	1	2	.500	4	15	19	5	2	0	3	0	2	22	11.0	13
Luwawu-Cabarrot	1	0	11	3	6	.500	1	4	.250	0	1	.000	0	1	1	0	2	0	1	0	0	7	7.0	7
Covington	2	2	57	4	13	.308	3	9	.333	2	4	.500	0	12	12	8	5	0	2	2	0	13	6.5	9
Johnson	2	0	31	4	9	.444	0	1	.000	0	1	.000	5	7	12	1	8	0	2	3	3	8	4.0	4
Booker	1	0	14	1	2	.500	0	0	---	0	0	---	0	6	6	0	0	0	0	0	0	2	2.0	2
Korkmaz	1	0	2	0	0	---	0	0	---	2	2	1.000	0	0	0	0	0	0	0	0	0	2	2.0	2
Bayless	2	0	42	0	4	.000	0	3	.000	0	0	---	1	1	2	0	2	0	2	2	1	0	0.0	0
76ERS	2	-	480	81	177	.458	27	64	.422	22	31	.710	16	78	94	51	47	0	20	32	10	211	105.5	110
TRAIL BLAZERS	2	-	480	65	164	.396	15	50	.300	50	71	.704	19	76	95	29	35	0	15	32	9	195	97.5	114

TRAIL BLAZERS 2017-18 SEASON SERIES STATISTICS VS. 76ERS

2017-2018 SEASON SERIES (1-1) — PORTLAND TRAIL BLAZERS — VS. PHILADELPHIA

PLAYER	G	GS	MIN	FG	FGA	PCT	FG	FGA	PCT	FT	FTA	PCT	OFF	DEF	TOT	AST	PF	DQ	STL	TO	BLK	PTS	AVG	HI
				-FIELD GOALS-			-3-POINT FG--			-FREE THROWS-			--REBOUNDS--											
Lillard	1	1	37	11	27	.407	6	13	.462	2	3	.667	0	3	3	2	0	0	1	3	1	30	30.0	30
McCollum	2	2	74	10	34	.294	2	8	.250	17	17	1.000	1	11	12	4	4	0	1	6	1	39	19.5	34
Napier	2	1	62	11	20	.550	3	8	.375	11	13	.846	0	6	6	7	2	0	5	7	0	36	18.0	23
Nurkic	2	2	53	11	26	.423	0	1	.000	13	23	.565	9	14	23	2	6	0	1	7	3	35	17.5	21
Davis	2	0	33	6	11	.545	0	0	---	2	4	.500	4	6	10	0	5	0	2	0	3	14	7.0	10
Turner	2	1	56	5	14	.357	1	5	.200	1	2	.500	1	5	6	4	5	0	2	4	0	12	6.0	8
Connaughton	2	0	36	4	8	.500	1	3	.333	2	2	1.000	0	4	4	4	1	0	0	0	0	11	5.5	9
Harkless	2	1	44	3	8	.375	2	6	.333	1	2	.500	0	2	2	2	3	0	1	0	1	9	4.5	8
Layman	1	0	6	2	4	.500	0	1	.000	0	0	---	0	1	1	0	1	0	0	0	0	4	4.0	4
Swanigan	1	0	3	1	2	.500	0	0	---	0	1	.000	0	0	0	0	1	0	0	0	0	2	2.0	2
Vonleh	1	1	19	1	2	.500	0	0	---	0	0	---	2	9	11	1	2	0	1	0	0	2	2.0	2
Collins	2	0	20	0	2	.000	0	0	---	1	2	.500	0	6	6	3	1	0	0	2	0	1	0.5	1
Aminu	1	1	31	0	4	.000	0	3	.000	0	2	.000	1	9	10	0	1	0	1	2	0	0	0.0	0
Leonard	2	0	7	0	2	.000	0	2	.000	0	0	---	1	0	1	0	3	0	0	1	0	0	0.0	0
TRAIL BLAZERS	2	-	480	65	164	.396	15	50	.300	50	71	.704	19	76	95	29	35	0	15	32	9	195	97.5	114
76ERS	2	-	480	81	177	.458	27	64	.422	22	31	.710	16	78	94	51	47	0	20	32	10	211	105.5	110

OPPONENTS

ALL-TIME MEETINGS

DATE			PHI	OPP
12/20/70	A	W	134	132*
2/20/71	A	W	118	105
2/23/71	H	W	119	113
3/3/71	N	W	120	104
11/27/71	H	W	116	93
12/17/71	A	L	126	127
1/21/72	N	W	136	122
2/11/72	A	L	106	110
11/25/72	H	L	106	117
1/5/73	A	L	102	135
2/9/73	A	L	105	116
2/25/73	H	W	115	111
10/24/73	H	W	132	110
12/22/73	A	L	105	110
2/26/74	A	W	118	110
3/20/74	H	L	106	113
11/8/74	H	W	105	89
1/24/75	A	L	97	119
2/25/75	A	L	77	99
3/12/75	H	W	91	88
11/21/75	H	W	131	111
12/16/75	A	W	105	98
2/11/76	H	W	118	106

DATE			PHI	OPP
2/24/76	A	W	106	102
11/5/76	A	L	104	146
12/11/76	H	W	108	107
3/1/77	A	L	107	108
3/27/77	H	W	128	116
10/28/77	A	L	94	98
12/7/77	H	W	122	100
2/28/78	A	L	92	113
3/26/78	H	W	116	100
1/14/79	H	W	112	106
1/28/79	A	L	94	116
2/27/79	A	L	115	118
1/16/80	H	W	121	110
2/26/80	A	W	98	96
11/28/80	H	W	116	103
12/30/80	A	L	108	109
1/1/82	A	W	120	105
1/20/82	H	W	115	110
11/23/82	H	L	103	106
2/4/83	A	L	109	115
1/1/84	A	W	115	103
2/24/84	H	L	114	119
11/30/84	H	W	126	116

DATE			PHI	OPP
1/1/85	A	W	111	106
1/1/86	A	W	121	119*
2/19/86	H	W	153	133
11/9/86	A	W	125	119
11/28/86	H	W	116	112
12/9/87	H	W	94	86
1/1/88	A	L	125	127
11/30/88	H	W	114	106
3/3/89	A	L	121	129
2/18/90	A	W	110	109
3/9/90	H	L	100	104
2/12/91	A	L	106	121
3/1/91	H	W	121	111
12/6/91	H	W	105	102*
1/5/92	A	L	102	115
12/26/92	A	L	115	121*
4/2/93	H	L	91	96
2/18/94	A	L	93	109
4/1/94	H	L	100	111
12/26/94	A	W	101	94
3/31/95	H	W	86	85
2/3/96	H	L	85	96
3/25/96	A	L	71	94

DATE			PHI	OPP
2/22/97	H	W	97	80
3/2/97	A	L	95	112
12/30/97	A	L	86	96
1/23/98	H	W	98	87
3/21/99	A	L	75	91
11/19/99	H	L	91	97
12/30/99	A	L	90	108
12/8/00	A	W	107	94
1/10/01	H	L	75	93
1/5/02	A	L	88	96
2/25/02	H	L	83	88
3/6/03	A	W	88	60
3/14/03	H	W	90	79
11/3/03	A	W	94	83
4/1/04	H	L	82	88
12/27/04	A	W	111	104
1/10/05	H	L	100	109
11/29/05	H	W	107	83
12/28/05	A	L	91	95
12/11/06	H	L	79	81
12/29/06	A	W	98	95
11/16/07	H	W	92	88
12/30/07	A	L	72	97

DATE			PHI	OPP
1/14/09	H	W	100	79
3/23/09	A	W	114	108*
12/28/09	A	W	104	93
1/20/10	H	L	90	98
11/30/10	H	W	88	79
3/19/11	A	L	101	110
12/26/11	A	L	103	107
12/29/12	A	L	85	89
3/18/13	H	W	101	100
12/14/13	H	L	105	139
1/4/14	A	W	101	99
11/24/14	H	L	104	114
12/26/14	A	L	93	114
1/16/16	H	W	114	89
3/26/16	A	L	105	108
1/20/17	H	W	93	92
3/9/17	A	L	108	114*
11/22/17	H	W	101	81
12/28/17	A	L	110	114

** overtime*
***double-overtime*

SACRAMENTO KINGS

GENERAL INFORMATION

Dave Joerger

Franchise Timeline (Established) ..... Rochester Royals (1948-49); Cincinnati Royals (1957-58) ..... K.C./Omaha Royals (1972-73); Kansas City Kings (1975-76); Sacramento Kings (1985-86)
Address ..... 500 David J. Stern Walk, Sacramento, CA 95814
Owner ..... Vivek Ranadive
General Manager ..... Vlade Divac
Chief Operating Officer ..... Matina Kolokotronis
President of Business Operations ..... John Rinehart
Assistant General Managers ..... Brandon D. Williams, Peja Stojakovic, Ken Cantanella
Vice President, Strategy & Analytics ..... Luke Bornn
Vice President, Kings Academy & Professional Development ..... Galen Duncan
Head Coach ..... Dave Joerger
Assistant Coaches ..... Elston Turner, Bryan Gates, Bob Thornton, Jason March, Duane Ticknor
Player Development Coaches ..... Larry Lewis, Phil Ricci, Bobby Jackson
Assistant Coach/Advance Scout ..... Dan Hartfield
Senior Director of Athlete Health and Performance ..... Teena Murray
Head of Prevention and Reconditioning ..... Mike Roncarati
Head Athletic Trainer ..... Joe Resendez
Performance Analyst ..... Jesse Green
Head Performance & Strength Coach ..... Ramsey Nijem
Manual Therapist & Assistant Athletic Trainer ..... Aung Aye
Head Equipment Manager ..... Dwayne Wilson
Head Video Coordinator ..... Colin Schneider
Team Security ..... Shawn Rogers
Communications/Media Relations ..... Joelle Terry, Chris Clark, Rashaan Gethers
Home Court ..... Golden 1 Center (17,583)

BROADCAST INFORMATION

Radio ..... KHTK (1140 AM): Gary Gerould
Television ..... NBC Sports California: Grant Napear, Doug Christie, Kayte Christensen-Hunter

2018-19 SCHEDULE
2/2/19 ..... @ SAC
3/15/19 ..... @PHI

ALL-TIME SERIES RESULTS
Overall: 163-127
Home: 88-41
Away: 58-72
Neutral: 17-14

PLAYOFFS
Overall: 10-8
Home: 6-3
Away: 4-5

ALL-TIME SERIES INFORMATION

76ers Largest Margin of Victory: 37, 11/16/60
76ers Most Pts. Scored: 147, 3/19/71
76ers Fewest Pts. Scored: 63, 12/10/49

Kings Largest Margin of Victory: 56, 1/2/93
Kings Most Pts. Scored: 154, 1/2/93
Kings Fewest Pts. Scored: 63, 1/14/51

SACRAMENTO KINGS

76ERS 2017-18 SEASON SERIES STATISTICS VS. KINGS

2017-2018 SEASON SERIES (0-2) — PHILADELPHIA 76ERS — VS. SACRAMENTO

PLAYER	G	GS	MIN	FIELD GOALS FG	FIELD GOALS FGA	FIELD GOALS PCT	3-POINT FG FG	3-POINT FG FGA	3-POINT FG PCT	FREE THROWS FT	FREE THROWS FTA	FREE THROWS PCT	REBOUNDS OFF	REBOUNDS DEF	REBOUNDS TOT	AST	PF	DQ	STL	TO	BLK	PTS	AVG	HI
Embiid	1	1	32	7	20	.350	1	4	.250	7	8	.875	3	12	15	2	3	0	0	5	3	22	22.0	22
Covington	2	2	67	12	35	.343	8	25	.320	9	10	.900	2	8	10	2	7	0	2	5	4	41	20.5	24
Simmons	2	2	60	11	14	.786	0	0	---	9	13	.692	1	13	14	15	8	0	5	8	0	31	15.5	18
Bayless	1	0	26	5	12	.417	4	8	.500	1	2	.500	1	2	3	0	1	0	1	1	0	15	15.0	15
Saric	2	2	65	8	22	.364	4	13	.308	4	6	.667	4	15	19	5	4	0	1	5	0	24	12.0	13
Redick	2	2	54	9	23	.391	4	11	.364	0	0	---	0	6	6	6	4	0	0	1	0	22	11.0	14
Belinelli (TOT)	1	0	20	4	8	.500	1	4	.250	1	1	1.000	0	2	2	5	0	0	1	0	0	10	10.0	10
McConnell	2	0	50	7	10	.700	0	0	---	1	2	.500	1	4	5	8	4	0	1	5	0	15	7.5	11
Anderson	1	0	17	2	9	.222	2	5	.400	0	0	---	5	5	10	0	1	0	1	1	0	6	6.0	6
Booker	1	0	16	2	4	.500	0	0	---	2	4	.500	3	3	6	2	1	0	1	0	1	6	6.0	6
Johnson	2	1	25	4	6	.667	0	0	---	2	4	.500	6	5	11	0	4	0	1	2	1	10	5.0	7
Luwawu-Cabarrot	2	0	33	2	8	.250	2	5	.400	1	2	.500	0	3	3	1	5	0	0	2	0	7	3.5	4
Holmes	2	0	35	2	5	.400	0	1	.000	0	0	---	0	7	7	3	5	0	0	1	2	4	2.0	4
Ilyasova (TOT)	1	0	18	0	4	.000	0	1	.000	1	2	.500	1	7	8	2	1	0	0	0	0	1	1.0	1
Jackson (TOT)	1	0	10	0	2	.000	0	1	.000	0	0	---	0	3	3	2	1	0	1	2	1	0	0.0	0
76ERS	2	-	480	71	168	.423	25	72	.347	36	51	.706	26	83	109	44	47	0	13	37	11	203	101.5	108
KINGS	2	-	480	81	184	.440	19	54	.352	29	51	.569	17	67	84	50	39	0	17	21	11	210	105.0	109

KINGS 2017-18 SEASON SERIES STATISTICS VS. 76ERS

2017-2018 SEASON SERIES (2-0) — SACRAMENTO KINGS — VS. PHILADELPHIA

PLAYER	G	GS	MIN	FIELD GOALS FG	FIELD GOALS FGA	FIELD GOALS PCT	3-POINT FG FG	3-POINT FG FGA	3-POINT FG PCT	FREE THROWS FT	FREE THROWS FTA	FREE THROWS PCT	REBOUNDS OFF	REBOUNDS DEF	REBOUNDS TOT	AST	PF	DQ	STL	TO	BLK	PTS	AVG	HI
Randolph	2	2	58	19	33	.576	3	5	.600	6	10	.600	3	9	12	2	2	0	2	5	1	47	23.5	27
Hield	2	0	49	12	29	.414	5	13	.385	3	3	1.000	1	8	9	6	1	0	4	3	0	32	16.0	24
Mason	1	0	22	7	9	.778	2	2	1.000	0	0	---	0	0	0	1	1	0	1	0	2	16	16.0	16
Cauley-Stein	2	2	54	9	21	.429	0	0	---	6	12	.500	2	8	10	1	5	0	2	2	3	24	12.0	15
Jackson	2	0	50	8	16	.500	3	7	.429	3	3	1.000	0	3	3	4	2	0	1	1	0	22	11.0	19
Temple	2	2	59	6	16	.375	2	7	.286	2	6	.333	2	8	10	5	6	0	2	0	0	16	8.0	9
Bogdanovic	2	2	41	4	16	.250	2	10	.200	3	3	1.000	1	3	4	5	1	0	1	4	1	13	6.5	9
Fox	2	1	41	5	17	.294	0	3	.000	3	9	.333	1	4	5	8	3	0	0	2	0	13	6.5	11
Richardson	2	0	26	4	7	.571	2	3	.667	1	1	1.000	1	4	5	1	4	0	1	1	0	11	5.5	8
Koufos	2	0	32	5	7	.714	0	0	---	0	0	---	4	12	16	6	6	0	1	1	1	10	5.0	8
Hill	1	1	19	0	4	.000	0	1	.000	2	4	.500	0	3	3	7	1	0	0	1	0	2	2.0	2
Labissiere	2	0	15	2	6	.333	0	0	---	0	0	---	1	3	4	1	6	0	0	1	2	4	2.0	2
Caboclo (TOT)	1	0	6	0	2	.000	0	2	.000	0	0	---	0	1	1	1	1	0	1	0	0	0	0.0	0
Carter	1	0	14	0	3	.000	0	3	.000	0	0	---	1	2	3	3	1	0	2	0	1	0	0.0	0
Shumpert (TOT)	1	0	7	0	1	.000	0	0	---	0	0	---	0	0	0	0	0	0	0	0	0	0	0.0	0
KINGS	2	-	480	81	184	.440	19	54	.352	29	51	.569	17	67	84	50	39	0	17	21	11	210	105.0	109
76ERS	2	-	480	71	168	.423	25	72	.347	36	51	.706	26	83	109	44	47	0	13	37	11	203	101.5	108

SACRAMENTO KINGS

ALL-TIME MEETINGS

DATE			PHI	OPP
12/10/49	A	L	63	69
1/26/50	H	W	76	72
12/7/50	H	L	69	76
12/16/50	A	W	79	75*
1/14/51	H	W	92	63
1/18/51	H	L	87	96
1/27/51	A	L	83	85
3/8/51	A	L	86	107
12/2/51	H	L	79	81
12/8/51	A	W	95	75
2/14/52	H	L	76	78
2/16/52	A	L	84	92
3/1/52	A	L	83	98
3/2/52	H	W	76	72
11/27/52	H	W	86	79
12/29/52	A	L	93	106
1/15/53	H	W	109	85
1/24/53	A	W	107	82
2/5/53	H	W	83	79*
2/21/53	A	L	73	84
11/8/53	H	W	85	66
11/24/53	A	W	89	80
12/12/53	A	L	85	90
12/31/53	H	W	86	81
1/16/54	A	W	95	93***
1/17/54	H	W	84	81
2/13/54	A	L	78	81
2/28/54	H	L	85	91
11/20/54	A	W	80	79
12/2/54	H	W	82	78
12/8/54	A	L	78	105
12/28/54	N	W	84	82
1/16/55	H	W	90	85
2/6/55	A	W	94	88
2/13/55	H	W	88	87
2/24/55	H	W	97	83
3/9/55	A	L	97	100
11/6/55	A	L	80	83
12/25/55	H	W	111	96
12/26/55	A	L	91	93
12/27/55	N	L	80	91
1/14/56	A	L	93	102
1/15/56	H	W	99	88
2/1/56	A	L	77	83
2/2/56	H	W	97	89
2/12/56	H	W	101	74
10/28/56	H	W	91	75
11/10/56	A	L	76	90
11/27/56	N	L	82	90
12/25/56	A	L	93	98
1/12/57	A	W	97	88
1/13/57	H	W	91	85
1/26/57	A	W	99	95
2/14/57	H	L	95	104
2/24/57	H	W	109	93
10/26/57	A	L	100	110
11/22/57	H	L	98	102
12/14/57	N	W	104	100
12/15/57	H	W	109	83

DATE			PHI	OPP
12/20/57	A	W	122	113
12/26/57	N	W	104	100
1/11/58	A	L	100	105
1/22/58	H	L	109	115
2/16/58	H	W	113	105
11/1/58	H	W	130	108
11/12/58	A	W	116	115
12/10/58	A	W	97	94
12/20/58	H	L	120	121*
1/8/59	A	W	145	138***
1/11/59	H	W	127	110
1/24/59	H	W	123	102
1/25/59	A	L	104	109
2/24/59	N	L	109	113
10/30/59	A	W	136	127
11/7/59	N	L	101	103
11/17/59	N	W	121	116
11/28/59	A	W	111	105
12/30/59	A	W	131	127
1/7/60	H	W	132	114
2/7/60	H	W	135	112
2/9/60	N	W	117	111
2/23/60	A	L	133	135
10/27/60	A	L	140	143*
11/16/60	H	W	124	87
11/29/60	N	W	129	105
12/1/60	A	W	137	126
12/13/60	N	W	107	105
12/27/60	A	L	124	129
1/2/61	N	L	125	126
1/4/61	H	L	126	134
1/27/61	A	W	138	126
2/5/61	H	W	129	115
10/29/61	A	L	132	139
11/14/61	N	L	115	119
11/23/61	N	W	117	99
11/24/61	H	L	125	127
11/29/61	A	W	136	122
12/13/61	H	L	126	136
1/1/62	A	W	110	106
1/28/62	A	L	131	139
3/1/62	H	W	137	108
11/3/62	H	W	130	111
11/14/62	A	L	120	125
11/30/62	A	L	117	130
12/19/62	A	L	120	129
1/5/63	N	W	136	117
1/8/63	N	W	119	116
1/9/63	H	L	112	116
2/2/63	N	W	117	113
2/3/63	H	L	115	125
2/13/63	N	L	122	124
2/20/63	H	W	128	109
3/13/63	A	L	114	128
11/3/63	N	L	93	95
11/28/63	H	L	112	116
12/8/63	A	W	126	116
1/3/64	H	W	132	110
1/7/64	N	L	110	130

DATE			PHI	OPP
1/8/64	N	L	110	126
1/24/64	H	W	134	111
2/7/64	A	L	114	126
2/16/64	A	L	97	114
2/28/64	N	L	132	134
2/29/64	H	L	114	117
3/12/64	A	L	111	128
10/25/64	A	L	107	109
11/7/64	H	W	105	103
11/27/64	A	L	112	133
12/26/64	H	L	125	135
1/8/65	N	L	107	114
1/31/65	H	W	127	122
2/6/65	N	W	127	122
2/13/65	A	L	106	108
3/5/65	A	W	110	109
3/20/65	H	L	122	125
10/30/65	H	W	134	114
11/17/65	A	L	115	131
12/11/65	N	W	135	132*
12/14/65	A	L	109	112
1/28/66	H	W	125	103
2/11/66	H	W	113	94
2/21/66	N	L	107	113
3/1/66	A	L	100	102
3/4/66	A	W	107	103
3/19/66	H	W	127	121
11/12/66	A	W	112	98
11/19/66	H	W	134	110
11/23/66	A	L	106	111
12/26/66	H	W	134	118
1/27/67	H	W	110	107
2/8/67	A	W	118	106
2/13/67	H	W	131	123
2/17/67	N	W	127	118
2/28/67	N	W	127	107
11/14/67	H	W	122	102
12/6/67	A	W	108	107
12/26/67	H	W	126	121
1/7/68	A	L	118	134
1/26/68	H	W	123	113
3/6/68	A	L	106	108
3/7/68	N	W	125	117
3/19/68	H	L	130	131*
11/2/68	H	L	113	119
11/23/68	A	W	120	105
12/28/68	A	W	128	123
1/30/69	N	L	115	116
2/11/69	N	W	129	112
2/25/69	A	W	120	119
3/24/69	H	L	119	125
10/18/69	A	W	134	123
10/25/69	H	L	98	109
11/30/69	A	L	107	115
12/6/69	H	W	120	102
12/10/69	A	L	121	122
1/18/70	H	W	141	116
2/22/70	A	L	116	136
10/17/70	A	W	123	105

DATE			PHI	OPP
11/27/70	H	L	109	113
12/5/70	A	W	131	106
2/6/71	A	W	118	109
2/28/71	H	W	131	121
3/19/71	H	W	147	127
11/3/71	A	L	100	124
12/8/71	A	W	115	109
12/10/71	H	L	106	113*
1/26/72	H	W	113	102
11/3/72	H	L	101	114
11/8/72	A	L	107	125
12/6/72	H	W	122	117
1/15/73	A	L	108	135
11/20/73	A	W	109	103
11/21/73	A	W	103	90
12/7/73	H	L	102	113
2/15/74	H	W	92	89
12/4/74	H	W	109	105
1/3/75	A	W	107	95
1/10/75	H	W	102	94
2/3/75	A	L	87	100
11/19/75	H	W	113	103
12/6/75	A	W	98	84
2/17/76	A	L	107	125
4/9/76	H	W	112	108
11/28/76	A	L	89	101
1/11/77	A	W	117	115
1/14/77	H	W	111	106
4/1/77	H	W	111	105*
10/25/77	H	W	112	104
1/18/78	A	W	126	106
3/17/78	H	W	123	112
3/22/78	A	L	108	120
12/6/78	A	W	114	106
12/13/78	H	W	120	100
2/14/79	H	L	106	108
2/16/79	A	L	104	119
11/7/79	H	W	110	102
11/13/79	A	L	103	110
11/7/80	H	W	117	100
12/26/80	A	W	113	103
11/13/81	H	W	105	85
3/14/82	A	W	128	114
1/8/83	H	W	125	113
1/28/83	A	W	114	99
11/11/83	H	W	108	100
12/27/83	A	W	112	109
2/28/85	A	W	127	119
3/20/85	H	L	117	118*
12/30/85	A	W	87	84
1/10/86	H	W	113	102
12/27/86	A	W	99	95
2/20/87	H	W	123	91
11/28/87	A	L	114	115*
3/11/88	H	W	124	118
3/1/89	A	W	114	111
3/9/89	H	W	106	96
12/29/89	A	L	95	105
3/23/90	H	W	115	99

DATE			PHI	OPP
11/21/90	H	W	101	99
2/14/91	A	L	81	98
1/2/92	A	L	110	114
2/24/92	H	W	108	96
1/2/93	A	L	98	154
4/4/93	H	W	112	102
12/10/93	H	L	103	109
2/16/94	A	L	92	94*
12/2/94	H	W	99	96
12/30/94	A	L	82	85
11/7/95	H	L	106	109
12/29/95	A	L	97	117
1/5/97	A	L	106	107
1/24/97	H	L	92	107
12/28/97	A	L	90	92
1/19/98	H	W	98	85
2/24/99	H	W	94	81
2/6/00	H	W	119	108
4/2/00	A	L	95	117
12/30/00	A	W	107	104*
3/16/01	H	L	79	100
12/4/01	A	L	84	94
3/13/02	H	L	88	92
3/3/03	A	L	99	107
4/6/03	H	L	81	97
10/31/03	A	L	89	100
3/4/04	H	L	105	114
2/26/05	H	L	99	101
3/28/05	A	L	109	118
1/3/06	A	W	111	98
1/24/06	H	W	109	103
12/27/06	A	L	76	101
2/26/07	H	W	89	82
12/14/07	H	L	99	109
12/28/07	A	W	92	80
11/3/08	H	W	125	91
3/22/09	A	W	112	100
12/28/09	A	W	116	106
1/15/10	H	W	98	86
3/18/11	A	W	102	80
3/27/11	H	L	111	114*
1/10/12	H	W	112	85
2/1/13	H	W	89	80
3/23/13	A	W	117	103
1/2/14	A	W	113	104
3/12/14	H	L	98	115
3/13/15	H	W	114	107
3/24/15	A	L	106	107
12/30/15	A	W	110	105
2/10/16	H	L	110	114
12/26/16	A	L	100	102
1/30/17	H	W	122	119
11/9/17	A	L	108	109
12/19/17	H	L	95	101

** overtime*
***double-overtime*

SAN ANTONIO SPURS

GENERAL INFORMATION

Gregg Popovich

Franchise Timeline (Established) ..... San Antonio Spurs (1973-74)
Address ..... One AT&T Center; San Antonio, TX 78219
Chairman & CEO ..... Julianna Hawn Holt
President & CEO ..... Rick Pych
President of Basketball Operations/Head Coach ..... Gregg Popovich
President of Sports Franchises/General Manager ..... R.C. Buford
Assistant General Manager ..... Brian Wright
Assistant Coaches ..... Ettore Messina, Ime Udoka, Becky Hammon, Chip Engelland, Will Hardy
Assistant General Counsel/Director of Basketball Administration ..... Brandon James
Director of Basketball Strategy ..... Phil Cullen
Director of Pro Player Personnel/Austin Spurs General Manager ..... Andy Birdsong
Head Athletic Trainer ..... Will Sevening
Assistant Athletic Trainer ..... Paul West
Director of Sports Science & Athletic Performance ..... Xavi Schelling
Coordinator of Athletic Performance ..... Anthony Falsone
Athletic Development Coach ..... Kelly Forbes
Communications ..... Tom James, Kris Davis, Jordan Howenstine
Manager of Basketball Administration ..... April Hardy-Holley
Home Court ..... AT&T Center (18,418)

BROADCAST INFORMATION

Radio ..... WOAI (1200 AM): Bill Schoening
Spanish Radio ..... KXTN (107.5FM): Paul Castro
Television ..... KENS (Channel 5)/KMYS (Channel 35),
..... FOX Sports Southwest (Channel 26): Bill Land, Sean Elliott, Dan Weiss

2018-19 SCHEDULE
12/17/18 ..... @ SA
1/23/19 ..... @PHI

ALL-TIME SERIES RESULTS
Overall: 36-57
Home: 24-23
Away: 12-34

PLAYOFFS
Overall: 3-4
Home: 2-1
Away: 1-3

ALL-TIME SERIES INFORMATION

76ers Largest Margin of Victory: 33, 1/7/81
76ers Most Pts. Scored: 135, 2x last 3/24/89
76ers Fewest Pts. Scored: 68, 12/7/15

Spurs Largest Margin of Victory: 51, 12/7/15
Spurs Most Pts. Scored: 131, 4/6/77
Spurs Fewest Pts. Scored: 71, 2/11/11

SAN ANTONIO SPURS

76ERS 2017-18 SEASON SERIES STATISTICS VS. SPURS

2017-2018 SEASON SERIES (2-0) — PHILADELPHIA 76ERS — VS. SAN ANTONIO

PLAYER	G	GS	MIN	FIELD GOALS FG	FIELD GOALS FGA	FIELD GOALS PCT	3-POINT FG	3-POINT FGA	3-POINT PCT	FREE THROWS FT	FREE THROWS FTA	FREE THROWS PCT	REBOUNDS OFF	REBOUNDS DEF	REBOUNDS TOT	AST	PF	DQ	STL	TO	BLK	PTS	AVG	HI
Simmons	2	2	67	18	29	.621	0	1	.000	11	17	.647	2	8	10	11	4	0	5	7	2	47	23.5	26
Redick	1	1	32	6	12	.500	3	4	.750	5	6	.833	0	2	2	4	0	0	0	1	0	20	20.0	20
Embiid	2	2	65	12	27	.444	1	4	.250	14	19	.737	5	19	24	7	6	0	2	3	4	39	19.5	21
Saric	2	2	57	10	23	.435	4	8	.500	6	8	.750	8	7	15	4	2	0	0	3	1	30	15.0	15
Ilyasova (TOT)	2	1	36	11	18	.611	3	6	.500	0	0	---	2	4	6	0	1	0	0	1	0	25	12.5	20
Anderson	1	0	20	5	7	.714	2	2	1.000	0	0	---	0	3	3	2	1	0	0	0	0	12	12.0	12
Belinelli (TOT)	2	0	51	8	19	.421	3	8	.375	2	2	1.000	0	4	4	2	2	0	4	2	0	21	10.5	11
Bayless	1	0	24	3	7	.429	1	5	.200	0	0	---	1	3	4	1	4	0	0	0	0	7	7.0	7
Covington	2	2	61	4	14	.286	2	9	.222	4	4	1.000	0	14	14	4	8	0	1	4	1	14	7.0	7
Luwawu-Cabarrot	2	1	34	5	12	.417	2	7	.286	1	1	1.000	0	2	2	1	4	0	1	0	0	13	6.5	10
Booker	2	0	25	3	6	.500	0	0	---	3	4	.750	3	6	9	0	3	0	1	0	1	9	4.5	7
Johnson	2	0	28	4	5	.800	0	0	---	1	2	.500	2	3	5	3	6	0	2	1	0	9	4.5	7
McConnell	2	0	47	3	11	.273	1	2	.500	0	0	---	2	2	4	8	1	0	2	1	0	7	3.5	5
Holmes	2	0	9	1	4	.250	0	0	---	0	0	---	1	1	2	1	1	0	1	1	0	2	1.0	2
Drew	1	0	3	0	1	.000	0	0	---	0	0	---	1	0	1	0	1	0	0	1	0	0	0.0	0
Young	1	0	9	0	1	.000	0	1	.000	0	0	---	0	0	0	0	0	0	0	0	0	0	0.0	0
76ERS	2	-	480	74	159	.465	16	43	.372	45	61	.738	25	70	95	46	41	0	15	23	9	209	104.5	112
SPURS	2	-	480	69	162	.426	11	49	.224	35	41	.854	17	62	79	35	39	0	10	26	9	184	92.0	106

SPURS 2017-18 SEASON SERIES STATISTICS VS. 76ERS

2017-2018 SEASON SERIES (0-2) — SAN ANTONIO SPURS — VS. PHILADELPHIA

PLAYER	G	GS	MIN	FIELD GOALS FG	FIELD GOALS FGA	FIELD GOALS PCT	3-POINT FG	3-POINT FGA	3-POINT PCT	FREE THROWS FT	FREE THROWS FTA	FREE THROWS PCT	REBOUNDS OFF	REBOUNDS DEF	REBOUNDS TOT	AST	PF	DQ	STL	TO	BLK	PTS	AVG	HI
Aldridge	2	2	69	17	33	.515	0	1	.000	8	10	.800	5	12	17	1	6	0	1	2	1	42	21.0	24
Mills	2	0	50	9	22	.409	4	14	.286	9	10	.900	1	1	2	4	1	0	1	1	1	31	15.5	26
Forbes	2	1	64	9	19	.474	3	8	.375	2	3	.667	0	5	5	6	4	0	0	2	0	23	11.5	15
Bertans	2	0	53	7	18	.389	4	15	.267	2	2	1.000	1	7	8	4	7	0	3	6	2	20	10.0	13
Anderson	2	2	62	9	13	.692	0	0	---	0	0	---	1	10	11	3	6	0	2	7	2	18	9.0	14
Murray	2	2	47	6	16	.375	0	1	.000	2	2	1.000	1	9	10	5	6	0	1	3	2	14	7.0	10
Lauvergne	2	0	26	5	11	.455	0	0	---	2	2	1.000	4	3	7	3	3	0	1	1	0	12	6.0	8
Gasol	2	2	31	3	13	.231	0	2	.000	5	6	.833	1	6	7	4	2	0	0	1	0	11	5.5	11
Green	1	1	24	1	7	.143	0	5	.000	3	4	.750	1	2	3	3	3	0	1	0	1	5	5.0	5
White	1	0	8	1	2	.500	0	1	.000	2	2	1.000	2	0	2	1	0	0	0	0	0	4	4.0	4
Parker	1	0	13	1	3	.333	0	0	---	0	0	---	0	1	1	1	0	0	0	0	0	2	2.0	2
Paul	2	0	23	1	4	.250	0	1	.000	0	0	---	0	6	6	0	0	0	0	1	0	2	1.0	2
Hilliard	2	0	9	0	1	.000	0	1	.000	0	0	---	0	0	0	0	1	0	0	0	0	0	0.0	0
SPURS	2	-	480	69	162	.426	11	49	.224	35	41	.854	17	62	79	35	39	0	10	26	9	184	92.0	106
76ERS	2	-	480	74	159	.465	16	43	.372	45	61	.738	25	70	95	46	41	0	15	23	9	209	104.5	112

ALL-TIME MEETINGS

DATE			PHI	OPP
10/22/76	H	L	118	121
12/28/76	A	L	116	127
3/25/77	H	W	113	110
4/6/77	A	L	109	131
11/29/77	A	W	129	117
12/9/77	H	W	120	116
2/17/78	H	W	125	116
4/2/78	A	L	107	111
11/1/78	H	W	116	115
11/29/78	A	W	120	114*
12/30/78	H	L	94	100
3/20/79	A	W	124	120
11/16/79	H	L	105	106
11/20/79	A	W	118	114
12/5/79	H	W	132	120
12/27/79	A	W	118	114
3/9/80	A	W	134	118
3/19/80	H	L	99	105
11/22/80	A	W	108	101
1/7/81	H	W	135	102

DATE			PHI	OPP
12/2/81	H	L	101	106
1/26/82	A	L	95	103
12/26/82	A	W	124	122
4/6/83	H	L	109	112
11/23/83	A	W	113	105
12/21/83	H	W	122	121
12/19/84	H	W	123	118
3/4/85	A	L	103	109
11/8/85	H	L	95	107
1/6/86	A	W	108	102
11/7/86	H	W	114	97
2/26/87	A	L	94	96
12/16/87	H	W	114	102
2/24/88	A	L	121	123*
1/5/89	A	L	104	119
3/24/89	H	W	135	122
11/17/89	H	W	108	101
1/3/90	A	L	94	103
1/7/91	H	L	102	111*
3/5/91	A	L	99	104

DATE			PHI	OPP
2/21/92	A	L	90	100
3/23/92	H	W	105	92
12/2/92	H	L	82	98
2/18/93	A	L	98	103
12/4/93	H	L	82	90
1/4/94	A	L	84	107
3/10/95	H	L	94	100
3/16/95	A	L	86	112
1/21/96	H	L	88	118
3/2/96	A	L	101	115
12/4/96	A	L	103	113
2/5/97	H	W	113	97
2/28/98	A	L	88	100
3/27/98	H	L	85	110
2/12/99	H	L	94	98
11/2/99	A	L	76	89
11/22/99	H	L	91	94
11/25/00	A	L	76	96
1/13/01	H	W	100	83
12/7/01	A	L	76	86

DATE			PHI	OPP
1/11/02	H	W	101	84
11/14/02	H	W	99	94
12/6/02	A	L	93	98
11/14/03	H	W	100	96
1/3/04	A	W	83	77
11/18/04	H	L	80	88
12/1/04	A	L	72	105
12/3/05	A	L	91	100
2/15/06	H	W	103	100*
12/16/06	A	L	98	103
1/21/07	H	L	85	99
1/14/08	A	L	82	89
3/15/08	H	W	103	96
1/3/09	A	L	106	108
1/16/09	H	W	109	87
11/29/09	A	L	89	97
2/19/10	H	W	106	94
11/13/10	A	L	93	116
2/11/11	H	W	77	71
2/8/12	H	L	90	100

DATE			PHI	OPP
3/25/12	A	L	76	93
1/5/13	A	L	86	109
1/21/13	H	L	85	90
11/11/13	H	L	85	109
3/24/14	A	L	91	113
11/17/14	A	L	75	100
12/1/14	H	L	103	109
11/14/15	A	L	83	92
2/7/15	H	L	68	119
2/2/17	A	L	86	102
2/8/17	H	L	103	111
1/3/18	H	W	112	106
1/26/18	A	W	97	78

** overtime*
***double-overtime*

TORONTO RAPTORS

GENERAL INFORMATION

Nick Nurse

Franchise Timeline (Established) ..... Toronto Raptors (1995-96)
Address ..... 30 British Columbia Road, Toronto, Ontario M6K 3C3
Chairman of the Board & NBA Governor ..... Lawrence M. Tanenbaum, O.C.
President ..... Masai Ujiri
General Manager ..... Bobby Webster
Head Coach ..... Nick Nurse
Assistant Coaches ..... Adrian Griffen, Sergio Scariolo, Nate Bjorkgren, Phil Handy, Patrick Mutumbo, ... Jim Sann, Eric Khoury
Assistant Coach/Director of Sports Science ..... Alex McKechnie
Head Athletic Trainer ..... Scott McCullough
Strength and Conditioning Coach ..... Jon Lee
Media Relations ..... Jennifer Quinn, Roven Yau, Phil Summers, Stefano Toniutti
Home Court ..... Scotiabank Arena (19,800)

BROADCAST INFORMATION

Radio ..... TSN Radio 1050, Sportsnet 590 TheFan: Paul Jones, Eric Smith, Jack Armstrong, Sherman Hamilton
Television ..... TSN, TSN 2, Sportsnet, Sportsnet ONE:Matt Devlin, Leo Rautins, Jack Armstrong

2018-19 SCHEDULE

10/30/18 ..... @ TOR
12/5/18 ..... @ TOR
12/22/18 ..... @PHI
2/5/19 ..... @PHI

ALL-TIME SERIES RESULTS

Overall: 37-51
Home: 21-24
Away: 16-27

PLAYOFFS

Overall: 4-3
Home: 3-1
Away: 1-2

ALL-TIME SERIES INFORMATION

76ers Largest Margin of Victory:35 (1/7/12)
76ers Most Pts. Scored: 123 (4/3/10)
76ers Fewest Pts. Scored: 70 (3/31/02)

Raptors Largest Margin of Victory: 34, 10/21/17
Raptors Most Pts. Scored: 128 (3x last 10/21/17)
Raptors Fewest Pts. Scored: 62 (1/7/12)

TORONTO RAPTORS

76ERS 2017-18 SEASON SERIES STATISTICS VS. RAPTORS

2017-2018 SEASON SERIES (1-3) — PHILADELPHIA 76ERS — VS. TORONTO

PLAYER	G	GS	MIN	FG	FGA	PCT	3-POINT FG	3-POINT FGA	3-POINT PCT	FT	FTA	FT PCT	OFF	DEF	TOT	AST	PF	DQ	STL	TO	BLK	PTS	AVG	HI
Embiid	2	2	58	16	34	.471	2	9	.222	14	18	.778	5	14	19	5	6	0	0	12	4	48	24.0	34
Simmons	4	4	127	26	53	.491	0	2	.000	8	19	.421	5	17	22	22	10	0	3	19	3	60	15.0	20
Saric	4	3	126	18	39	.462	7	16	.438	12	15	.800	6	24	30	16	12	0	3	10	2	55	13.8	18
Anderson	1	0	17	4	12	.333	2	7	.286	2	4	.500	1	0	1	0	3	0	0	1	1	12	12.0	12
Belinelli (TOT)	3	0	72	11	28	.393	4	14	.286	6	6	1.000	0	2	2	6	2	0	4	1	0	32	10.7	14
Redick	2	2	54	7	18	.389	2	8	.250	5	5	1.000	0	7	7	6	2	0	3	3	0	21	10.5	15
Covington	4	4	125	13	38	.342	8	22	.364	7	7	1.000	4	17	21	4	14	0	11	8	1	41	10.3	19
Okafor	1	0	22	4	7	.571	0	0	---	2	4	.500	4	5	9	0	4	0	0	2	2	10	10.0	10
Johnson	4	2	66	14	19	.737	0	1	.000	9	10	.900	4	14	18	5	11	0	3	2	3	37	9.3	12
Bayless	4	3	102	13	29	.448	4	16	.250	5	5	1.000	1	6	7	1	10	0	5	7	0	35	8.8	16
McConnell	4	0	92	15	31	.484	2	9	.222	1	2	.500	0	10	10	17	7	0	5	7	4	33	8.3	18
Holmes	2	0	31	7	13	.538	0	0	---	1	2	.500	3	7	10	3	6	1	1	2	1	15	7.5	15
Fultz	1	0	24	1	5	.200	0	0	---	4	8	.500	0	1	1	2	2	0	0	1	0	6	6.0	6
Luwawu-Cabarrot	4	0	56	7	22	.318	3	14	.214	1	4	.250	1	6	7	3	9	0	1	5	0	18	4.5	9
Booker	3	0	44	4	6	.667	0	0	---	5	5	1.000	4	4	8	2	8	1	1	5	4	13	4.3	7
Ilyasova (TOT)	3	2	70	4	17	.235	0	6	.000	0	1	.000	6	9	15	2	2	0	1	4	1	8	2.7	6
Pullen	1	0	4	1	1	1.000	0	0	---	0	0	---	0	0	0	0	0	0	0	1	0	2	2.0	2
Jackson (TOT)	1	0	2	0	0	---	0	0	---	0	0	---	0	0	0	0	0	0	0	0	0	0	0.0	0
McAdoo	1	0	4	0	1	.000	0	1	.000	0	0	---	0	0	0	0	0	0	0	0	1	0	0.0	0
Stauskas	1	0	8	0	1	.000	0	0	---	0	0	---	0	0	0	0	0	0	1	1	0	0	0.0	0
76ERS	4	-	960	150	329	.456	30	105	.286	76	108	.704	38	132	170	86	104	2	37	89	26	406	101.5	117
RAPTORS	4	-	960	150	354	.424	43	138	.312	112	128	.875	46	137	183	79	99	0	42	68	23	455	113.8	128

RAPTORS 2017-18 SEASON SERIES STATISTICS VS. 76ERS

2017-2018 SEASON SERIES (3-1) — TORONTO RAPTORS — VS. PHILADELPHIA

PLAYER	G	GS	MIN	FG	FGA	PCT	3-POINT FG	3-POINT FGA	3-POINT PCT	FT	FTA	FT PCT	OFF	DEF	TOT	AST	PF	DQ	STL	TO	BLK	PTS	AVG	HI
DeRozan	4	4	136	38	71	.535	10	21	.476	42	48	.875	4	10	14	13	10	0	5	9	1	128	32.0	45
Lowry	4	4	131	18	50	.360	9	29	.310	20	21	.952	5	19	24	18	11	0	9	16	0	65	16.3	23
Ibaka	4	4	101	22	48	.458	6	16	.375	10	10	1.000	4	20	24	4	10	0	2	5	4	60	15.0	21
Wright	4	0	104	20	43	.465	9	18	.500	11	12	.917	5	9	14	7	7	0	5	5	3	60	15.0	20
Poeltl	4	0	88	14	21	.667	0	0	---	7	11	.636	11	13	24	3	13	0	5	4	9	35	8.8	14
Miles	2	0	38	5	17	.294	3	15	.200	2	2	1.000	1	4	5	2	6	0	0	4	0	15	7.5	10
Valanciunas	4	4	68	11	22	.500	0	0	---	5	7	.714	4	16	20	3	8	0	0	4	0	27	6.8	12
Siakam	4	0	79	9	25	.360	1	10	.100	4	5	.800	6	17	23	10	10	0	5	5	2	23	5.8	11
Richardson (TOT)	2	0	26	4	7	.571	2	3	.667	1	1	1.000	1	4	5	1	4	0	1	1	0	11	5.5	8
Nogueira	2	0	21	5	7	.714	0	1	.000	0	0	---	3	6	9	2	2	0	2	1	2	10	5.0	10
VanVleet	4	0	66	2	22	.091	1	10	.100	8	8	1.000	0	7	7	8	8	0	2	4	1	13	3.3	8
Powell	4	1	43	3	12	.250	2	6	.333	2	2	1.000	1	4	5	3	9	0	1	4	1	10	2.5	8
Anunoby	4	3	76	3	14	.214	2	10	.200	1	2	.500	2	11	13	5	4	0	5	5	0	9	2.3	6
Caboclo	1	0	6	0	2	.000	0	2	.000	0	0	---	0	1	1	1	1	0	1	0	0	0	0.0	0
Miller	1	0	3	0	0	---	0	0	---	0	0	---	0	0	0	0	0	0	0	0	0	0	0.0	0
RAPTORS	4	-	960	150	354	.424	43	138	.312	112	128	.875	46	137	183	79	99	0	42	68	23	455	113.8	128
76ERS	4	-	960	150	329	.456	30	105	.286	76	108	.704	38	132	170	86	104	2	37	89	26	406	101.5	117

ALL-TIME MEETINGS

DATE			PHI	OPP
12/1/95	A	L	102	105
3/12/96	H	W	118	110
3/27/96	H	W	103	94
4/21/96	A	W	109	105*
11/13/96	A	L	98	110
1/29/97	H	W	101	99
3/18/97	A	L	105	117
4/2/97	H	L	90	112
12/10/97	H	L	97	104
1/26/98	A	L	87	91
4/5/98	H	W	116	104
4/19/98	A	W	107	78
4/4/99	A	L	82	97
4/14/99	H	W	96	78
5/1/99	H	W	103	96
11/14/99	A	W	93	90
12/15/99	H	W	93	91
3/22/00	H	W	106	93
11/1/00	H	W	104	98

DATE			PHI	OPP
1/21/01	H	L	106	110*
1/30/01	A	L	89	96
4/3/01	A	L	85	100
11/25/01	A	L	88	107
2/4/02	H	L	93	100
3/3/02	A	W	96	84
3/31/02	H	L	70	72
11/22/02	H	W	90	80
11/24/02	A	W	94	84
3/23/03	A	W	112	95
11/19/03	A	W	81	75
12/2/03	H	L	88	95
1/28/04	A	L	84	94
2/3/04	H	L	80	93
3/25/05	H	W	106	96
2/11/05	A	W	106	91
3/13/05	A	L	110	128
3/25/05	H	W	103	101
11/15/05	H	W	104	92

DATE			PHI	OPP
11/16/05	A	W	121	115
12/18/05	A	W	107	80
3/14/06	H	L	97	111
11/8/06	A	L	104	106
1/15/07	H	L	86	104
4/6/07	H	L	85	94
4/18/07	A	W	122	119
10/31/07	A	L	97	106
11/9/07	H	L	103	105
1/9/08	A	L	96	109
1/19/08	H	W	99	95
10/29/08	H	L	84	95
11/12/08	A	W	106	96
3/11/09	H	W	115	106
4/12/09	A	L	104	111
1/8/10	H	L	106	108
2/10/10	A	L	93	104
3/7/10	A	W	114	101
4/3/10	H	L	123	128*

DATE			PHI	OPP
11/17/10	H	L	86	94
11/24/10	A	L	90	106
1/26/11	A	W	107	94
4/8/11	H	W	98	93
1/7/12	H	W	97	62
4/4/12	H	L	78	99
4/11/12	A	W	93	75
11/10/12	A	W	93	83
11/20/12	H	W	106	98
1/9/13	A	L	72	90
1/18/13	H	W	108	101*
11/20/13	H	L	98	108
12/13/13	A	L	100	108
1/24/14	H	L	95	104
4/9/14	A	L	114	125
11/9/14	A	L	88	120
1/14/15	A	L	84	100
1/23/15	H	L	86	91
3/2/15	H	L	103	114

DATE			PHI	OPP
11/11/15	H	L	103	119
12/13/15	A	L	76	96
1/9/16	H	L	95	108
4/12/16	A	L	98	122
11/28/16	A	L	95	122
12/14/16	H	L	114	123
1/18/17	H	W	94	89
4/2/17	A	L	105	113
10/21/17	A	L	94	128
12/21/17	H	L	109	114
12/23/17	A	L	86	102
1/15/18	H	W	117	111

** overtime*
***double-overtime*

UTAH JAZZ

GENERAL INFORMATION

Quin Snyder

Franchise Timeline (Established) ..... New Orleans Jazz (1974-75); Utah Jazz (1979-80)
Address ..... 301 W. South Temple; Salt Lake City, UT 84101
Owner ..... Gail Miller
President ..... Steve Starks
General Manager ..... Dennis Lindsey
Vice President of Basketball Operations ..... Linda Luchetti
Vice President of Player Personnel ..... Walt Perrin
Assistant General Managers ..... David Morway, Justin Zanik
Director of Pro Player Personnel ..... David Fredman
Executive Director of International Scouting ..... Richard Smith
Head Coach ..... Quin Snyder
Assistant Coaches ..... Johnnie Bryant, Zach Gutherie, Alex Jensen, Fotis Katsikaris, Antonio Long, Lamar ..... Skeeter, Jeff Watkinson, Mike Wells
VP of Performance Health Care ..... Mike Elliott
Head Athletic Trainer ..... Eric Waters
Director of Sports Science ..... Barnett Franks
Strength & Conditioning Coach ..... Isaiah Wright
Director of Sports Science ..... Mark McKown
Head Athletic Trainer ..... Brian Zettler
Communications ..... Frank Zang, Derek Garduño, Madeline Crandall, Danny Franks
Home Court ..... Vivint Smart Home Arena (18,306)

BROADCAST INFORMATION

Radio ..... (1280 AM/97.5 FM): David Locke, Ron Boone
Television ..... AT&T SportsNet: Craig Bolerjack, Matt Harpring, Kristen Kenney

2018-19 SCHEDULE
11/16/18 ..... @PHI
12/27/18 ..... @ UTA

ALL-TIME SERIES RESULTS
Overall: 43-54
Home: 28-21
Away: 15-33

PLAYOFFS

ALL-TIME SERIES INFORMATION

76ers Largest Margin of Victory: 25, 2/5/90
76ers Most Pts. Scored: 132, 2/19/82
76ers Fewest Pts. Scored: 69, 12/28/02

Jazz Largest Margin of Victory: 29, 12/28/02
Jazz Most Pts. Scored: 126, 3/19/75
Jazz Fewest Pts. Scored: 76, 1/16/77

UTAH JAZZ

76ERS 2017-18 SEASON SERIES STATISTICS VS. JAZZ

2017-2018 SEASON SERIES (2-0) — PHILADELPHIA 76ERS — VS. UTAH

PLAYER	G	GS	MIN	FIELD GOALS FG	FIELD GOALS FGA	FIELD GOALS PCT	3-POINT FG FG	3-POINT FG FGA	3-POINT FG PCT	FREE THROWS FT	FREE THROWS FTA	FREE THROWS PCT	REBOUNDS OFF	REBOUNDS DEF	REBOUNDS TOT	AST	PF	DQ	STL	TO	BLK	PTS	AVG	HI
Simmons	2	2	70	20	46	.435	0	1	.000	3	6	.500	3	20	23	8	7	0	7	10	3	43	21.5	27
Redick	2	2	67	11	21	.524	5	9	.556	13	13	1.000	0	5	5	6	6	0	1	2	0	40	20.0	20
Embiid	1	1	27	7	17	.412	0	3	.000	1	4	.250	2	9	11	3	2	0	0	2	2	15	15.0	15
Saric	2	2	60	9	18	.500	5	9	.556	7	7	1.000	2	15	17	3	4	0	1	2	0	30	15.0	25
Covington	2	2	62	9	20	.450	5	12	.417	4	6	.667	2	14	16	2	10	1	5	6	2	27	13.5	14
Belinelli (TOT)	1	0	26	5	10	.500	1	4	.250	0	0	---	0	1	1	2	1	0	1	2	0	11	11.0	11
Anderson	1	0	13	4	5	.800	0	1	.000	0	0	---	0	1	1	0	3	0	0	0	0	8	8.0	8
McConnell	2	0	64	5	13	.385	0	1	.000	5	6	.833	1	6	7	13	2	0	1	7	0	15	7.5	8
Luwawu-Cabarrot	2	0	34	5	9	.556	1	3	.333	2	2	1.000	0	3	3	3	2	0	0	2	0	13	6.5	7
Holmes	1	1	15	2	3	.667	0	0	---	2	4	.500	1	4	5	2	4	0	0	1	1	6	6.0	6
Bayless	1	0	16	2	3	.667	0	1	.000	1	2	.500	0	2	2	0	3	0	0	3	0	5	5.0	5
Ilyasova (TOT)	1	1	24	2	4	.500	0	2	.000	1	1	1.000	1	10	11	1	3	0	1	3	0	5	5.0	5
Johnson	2	0	43	4	8	.500	0	1	.000	1	2	.500	6	14	20	2	6	0	1	4	5	9	4.5	8
Jackson (TOT)	1	0	4	1	1	1.000	0	0	---	0	0	---	0	1	1	1	1	0	0	0	0	2	2.0	2
Korkmaz	1	0	1	0	0	---	0	0	---	0	0	---	0	0	0	0	0	0	0	0	0	0	0.0	0
Okafor	1	0	3	0	2	.000	0	0	---	0	0	---	0	0	0	1	3	0	0	1	0	0	0.0	0
Pullen	1	0	1	0	1	.000	0	1	.000	0	0	---	0	0	0	0	0	0	0	0	0	0	0.0	0
Stauskas	1	0	4	0	0	---	0	0	---	0	0	---	0	1	1	0	0	0	0	1	0	0	0.0	0
76ERS	2	-	480	78	166	.470	16	42	.381	39	52	.750	17	94	111	43	52	1	16	42	13	211	105.5	107
JAZZ	2	-	480	60	184	.326	18	67	.269	45	54	.833	21	58	79	33	42	0	30	26	10	183	91.5	97

JAZZ 2017-18 SEASON SERIES STATISTICS VS. 76ERS

2017-2018 SEASON SERIES (0-2) — UTAH JAZZ — VS. PHILADELPHIA

PLAYER	G	GS	MIN	FIELD GOALS FG	FIELD GOALS FGA	FIELD GOALS PCT	3-POINT FG FG	3-POINT FG FGA	3-POINT FG PCT	FREE THROWS FT	FREE THROWS FTA	FREE THROWS PCT	REBOUNDS OFF	REBOUNDS DEF	REBOUNDS TOT	AST	PF	DQ	STL	TO	BLK	PTS	AVG	HI
Gobert	1	1	36	4	8	.500	0	0	---	8	12	.667	6	9	15	1	4	0	2	2	3	16	16.0	16
Hood	2	1	60	9	31	.290	3	13	.231	11	12	.917	2	6	8	4	6	0	4	3	0	32	16.0	19
Mitchell	2	1	68	9	40	.225	3	18	.167	4	6	.667	1	6	7	6	5	0	2	4	2	25	12.5	17
Ingles	2	2	58	8	20	.400	5	13	.385	2	2	1.000	1	6	7	3	3	0	1	1	0	23	11.5	15
Rubio	2	2	51	9	26	.346	2	8	.250	3	3	1.000	0	5	5	10	5	0	5	10	1	23	11.5	12
Udoh	2	0	34	5	8	.625	0	0	---	8	8	1.000	3	2	5	1	3	0	7	0	1	18	9.0	10
Sefolosha	2	0	43	5	8	.625	1	3	.333	4	4	1.000	2	9	11	3	3	0	5	1	1	15	7.5	8
Crowder (TOT)	2	2	54	4	13	.308	2	7	.286	4	4	1.000	2	5	7	0	6	0	3	2	1	14	7.0	12
Favors	2	2	46	5	15	.333	1	2	.500	3	5	.600	3	6	9	2	7	0	1	3	2	14	7.0	9
O'Neale	1	0	9	2	2	1.000	1	1	1.000	0	0	---	0	0	0	0	0	0	0	0	0	5	5.0	5
Jerebko	2	1	30	2	7	.286	2	5	.400	0	0	---	2	4	6	2	1	0	2	1	0	6	3.0	3
Neto	2	0	21	1	6	.167	0	2	.000	2	2	1.000	0	0	0	1	4	0	0	1	0	4	2.0	4
Burks	2	0	26	1	13	.077	0	2	.000	0	0	---	1	5	6	0	1	0	1	0	0	2	1.0	2
JAZZ	2	-	480	60	184	.326	18	67	.269	45	54	.833	21	58	79	33	42	0	30	26	10	183	91.5	97
76ERS	2	-	480	78	166	.470	16	42	.381	39	52	.750	17	94	111	43	52	1	16	42	13	211	105.5	107

ALL-TIME MEETINGS

DATE			PHI	OPP
10/18/74	H	W	112	99
10/24/74	A	W	102	89
2/18/75	A	L	85	103
3/19/75	H	L	115	126
11/30/75	A	W	113	96
12/3/75	H	W	102	94
1/14/76	H	W	100	95
3/28/76	A	L	107	110
4/7/76	H	W	102	99
10/26/76	A	W	111	101
11/19/76	H	W	100	95
1/16/77	H	W	97	76
4/5/77	A	W	119	109
10/22/77	H	L	103	104*
11/30/77	A	W	117	114
2/8/78	H	W	117	104
4/4/78	A	L	119	120
10/21/78	H	W	130	111
11/28/78	A	L	103	107
1/10/79	H	W	123	112

DATE			PHI	OPP
1/12/79	A	L	89	100
1/28/80	A	L	101	107
2/13/80	H	W	107	85
11/29/80	H	W	113	93
2/27/81	A	W	87	83
1/2/82	A	W	109	107
2/19/82	H	W	132	117
11/27/82	H	W	126	113
1/29/83	A	W	126	109
2/29/84	A	W	103	97
3/11/84	H	W	120	97
12/28/84	A	W	114	111
2/24/85	H	W	117	108
12/20/85	H	W	112	105
1/29/86	A	L	86	107
12/22/86	H	L	111	114
1/2/87	A	W	104	99
11/30/87	A	W	106	100
1/6/88	H	W	116	93
12/17/88	H	W	119	107

DATE			PHI	OPP
12/30/88	A	L	95	102
2/5/90	H	W	114	89
2/19/90	A	L	102	115
1/4/91	A	L	99	102
3/3/91	H	L	92	95
12/18/91	H	L	105	107
3/25/92	A	L	94	100
12/18/92	H	L	98	112
12/30/92	A	L	110	119
11/19/93	H	W	124	115
2/21/94	A	L	92	119
12/20/94	H	L	88	91
1/7/95	A	L	90	111
12/20/95	H	W	108	104
3/20/96	A	L	84	107
12/28/96	A	L	84	110
1/13/97	H	L	96	97*
1/6/98	A	L	95	98*
3/20/98	H	L	79	91
3/17/00	H	W	99	97

DATE			PHI	OPP
3/29/00	A	L	84	98
12/20/00	H	L	89	91
12/26/00	A	W	97	91
12/29/01	A	L	81	89
2/14/02	H	L	91	98
12/28/02	A	L	69	98
2/28/03	H	W	104	83
12/14/03	H	L	86	94
12/29/03	A	L	97	106
12/20/04	H	L	101	103
1/5/05	A	W	106	99
12/31/05	A	L	102	108
1/11/06	H	L	102	110
1/3/07	A	L	87	98
3/16/07	H	W	89	88
11/28/07	H	L	95	106
1/2/08	A	L	107	110
11/11/08	H	L	80	93
12/29/08	A	L	95	112
11/13/09	H	L	90	112

DATE			PHI	OPP
12/26/09	A	L	76	97
1/22/11	H	W	96	85
3/14/11	A	L	107	112*
12/30/11	A	L	99	102
3/9/12	H	W	104	91
11/16/12	H	W	99	93
3/25/13	A	L	91	107
2/12/14	A	L	100	105
3/8/14	H	L	92	104
12/27/14	A	L	71	88
3/6/15	H	L	83	89
10/30/15	H	L	71	99
12/28/15	A	L	91	95
11/7/16	H	L	84	109
12/29/16	A	L	83	100
11/7/17	A	W	104-97	
11/20/17	H	W	107-86	

** overtime*
***double-overtime*

WASHINGTON WIZARDS

GENERAL INFORMATION

Scott Brooks

Franchise Timeline (Established) ..... Chicago Packers (1961-62); Chicago Zephyrs (1962-63); Baltimore Bullets (1963-64); Capital Bullets (1973-74); Washington Bullets (1974-75); Washington Wizards (1997-98)
Address ..... 601 F Street NW; Washington, D.C. 20004
Founder, Chairman & Majority Owner ..... Ted Leonsis
President of Basketball Operations ..... Ernie Grunfeld
Head Coach ..... Scott Brooks
Assistant Coaches ..... Tony Brown, Robert Pack, Ryan Richman, Mike Terpstra, Maz Trakh
Assistant Coach/Director of Player Development ..... David Adkins
Director of Coaching Administration ..... Eric Sebastian
Vice President of Player Personnel ..... Frank Ross
Vice President of Player Programs ..... Ed Tapscott
Vice President of Basketball Analytics/Salary Cap Management ..... Brett Greenberg
Director of Athletic Performance/Strength and Conditioning ..... Navin Hettiarachchi
Director of Player Rehabilitation ..... Jesse Phillips
Director of Sports Science ..... Steve Smith
Assistant Coach/Player Development ..... David Adkins
Athletic Trainer ..... Corey Bennett
Director of Athletic Performance/Strength and Conditioning ..... Navin Hettiarachchi
Communications ..... Scott Hall, DeAndré Phillips, Daren Jenkins, Ketsia Colimon
Home Court ..... Capital One Arena (20,356)

BROADCAST INFORMATION

Radio ..... WNEW (99.1 FM)/WFED (1500 AM): Dave Johnson, Glenn Consor
Television ..... NBC Sports Washington: Steve Buckhantz, Kara Lawson, Chris miller

2018-19 SCHEDULE
11/30/18 ..... @PHI
1/8/19 ..... @PHI
1/9/19 ..... @ WAS

ALL-TIME SERIES RESULTS
Overall: 179-121
Home: 96-38
Away: 69-79
Neutral: 14-4

PLAYOFFS
Overall: 13-11
Home: 8-4
Away: 5-7

ALL-TIME SERIES INFORMATION

76ers Largest Margin of Victory:39 (11/12/76)
76ers Most Pts. Scored:149 (2x last 2/24/67)
76ers Fewest Pts. Scored:75 (2/9/74)

Wizards Largest Margin of Victory: 32 (1/24/88)
Wizards Most Pts. Scored:143 (3/14/65)
Wizards Fewest Pts. Scored:73 (11/16/99)

WASHINGTON WIZARDS

76ERS 2017-18 SEASON SERIES STATISTICS VS. WIZARDS

2017-2018 SEASON SERIES (2-2) PHILADELPHIA 76ERS VS. WASHINGTON

				-FIELD GOALS-			-3-POINT FG--			-FREE THROWS-			--REBOUNDS--											
PLAYER	G	GS	MIN	FG	FGA	PCT	FG	FGA	PCT	FT	FTA	PCT	OFF	DEF	TOT	AST	PF	DQ	STL	TO	BLK	PTS	AVG	HI
Embiid	4	4	123	32	71	.451	5	17	.294	26	33	.788	11	39	50	14	15	1	3	13	9	95	23.8	27
Simmons	4	4	148	27	50	.540	0	1	.000	26	46	.565	15	27	42	25	11	0	8	14	5	80	20.0	31
Ilyasova (TOT)	2	2	53	12	22	.545	4	10	.400	4	6	.667	6	7	13	1	2	0	2	3	1	32	16.0	20
Saric	4	3	124	22	48	.458	5	16	.313	11	12	.917	13	13	26	8	8	0	3	4	1	60	15.0	24
Covington	4	4	125	20	46	.435	11	28	.393	8	8	1.000	8	18	26	4	10	0	6	13	2	59	14.8	29
Belinelli (TOT)	4	0	101	18	39	.462	9	22	.409	6	8	.750	2	8	10	6	3	0	3	3	1	51	12.8	19
Belinelli (PHI)	1	0	27	3	10	.300	2	7	.286	2	3	.667	1	2	3	0	1	0	1	1	0	10	10.0	10
Redick	4	4	126	16	41	.390	10	26	.385	2	2	1.000	0	4	4	18	12	0	2	8	1	44	11.0	18
Fultz	1	0	18	5	9	.556	0	0	---	0	2	.000	2	1	3	1	0	0	0	2	1	10	10.0	10
Bayless	3	1	65	10	19	.526	3	8	.375	6	8	.750	1	3	4	9	4	0	1	4	0	29	9.7	14
Holmes	1	0	12	2	4	.500	0	0	---	3	3	1.000	0	2	2	0	1	0	0	0	1	7	7.0	7
Anderson	1	0	8	2	3	.667	1	2	.500	0	0	---	0	1	1	0	0	0	1	0	0	5	5.0	5
Johnson	4	0	56	7	16	.438	1	2	.500	4	9	.444	7	13	20	4	7	1	2	2	1	19	4.8	9
McConnell	4	0	75	6	12	.500	1	1	1.000	0	0	---	1	10	11	11	8	0	5	4	0	13	3.3	7
Luwawu-Cabarrot	3	0	36	3	10	.300	2	6	.333	0	0	---	1	4	5	3	5	0	1	1	0	8	2.7	5
Booker	2	0	17	1	3	.333	0	0	---	1	2	.500	1	2	3	2	3	0	1	0	0	3	1.5	3
76ERS	4	-	960	156	342	.456	41	114	.360	89	128	.695	61	139	200	99	85	2	34	67	21	442	110.5	118
WIZARDS	4	-	960	162	358	.453	34	96	.354	86	105	.819	49	125	174	101	108	2	39	52	22	444	111.0	120

WIZARDS 2017-18 SEASON SERIES STATISTICS VS. 76ERS

2017-2018 SEASON SERIES (2-2) WASHINGTON WIZARDS VS. PHILADELPHIA

				-FIELD GOALS-			-3-POINT FG--			-FREE THROWS-			--REBOUNDS--											
PLAYER	G	GS	MIN	FG	FGA	PCT	FG	FGA	PCT	FT	FTA	PCT	OFF	DEF	TOT	AST	PF	DQ	STL	TO	BLK	PTS	AVG	HI
Wall	1	1	37	10	28	.357	0	3	.000	8	9	.889	2	3	5	8	2	0	0	2	2	28	28.0	28
Beal	4	4	136	33	65	.508	13	26	.500	21	26	.808	5	17	22	18	12	1	6	13	1	100	25.0	30
Oubre	4	0	125	22	49	.449	8	22	.364	13	16	.813	5	16	21	9	16	1	7	4	6	65	16.3	22
Porter	4	4	125	26	57	.456	3	12	.250	3	3	1.000	10	17	27	7	12	0	9	6	2	58	14.5	23
Meeks	4	0	61	10	27	.370	5	12	.417	15	16	.938	1	6	7	3	5	0	2	2	0	40	10.0	21
Gortat	4	4	100	18	34	.529	0	0	---	3	6	.500	10	21	31	8	8	0	1	1	6	39	9.8	16
Morris	3	3	67	11	26	.423	2	7	.286	2	2	1.000	2	8	10	7	10	0	6	4	0	26	8.7	11
Satoransky	3	2	83	8	16	.500	1	2	.500	8	8	1.000	2	9	11	21	9	0	3	4	0	25	8.3	12
Mahinmi	4	0	79	10	16	.625	0	1	.000	9	11	.818	6	9	15	2	15	0	2	4	3	29	7.3	13
Scott	4	0	62	9	23	.391	2	7	.286	1	2	.500	2	7	9	2	6	0	1	3	1	21	5.3	8
McCullough	2	0	18	1	6	.167	0	2	.000	3	4	.750	1	4	5	1	5	0	0	1	1	5	2.5	4
Frazier	4	1	58	4	10	.400	0	1	.000	0	2	.000	2	8	10	15	7	0	2	6	0	8	2.0	4
Smith	1	1	7	0	1	.000	0	1	.000	0	0	---	1	0	1	0	1	0	0	0	0	0	0.0	0
WIZARDS	4	-	960	162	358	.453	34	96	.354	86	105	.819	49	125	174	101	108	2	39	52	22	444	111.0	120
76ERS	4	-	960	156	342	.456	41	114	.360	89	128	.695	61	139	200	99	85	2	34	67	21	442	110.5	118

WASHINGTON WIZARDS

ALL-TIME MEETINGS

DATE			PHI	OPP
10/21/61	H	W	123	103
12/2/61	H	W	132	118
1/2/62	A	W	127	102
1/6/62	H	W	120	102
1/18/62	N	W	118	111
1/27/62	A	W	107	102
2/6/62	N	W	127	123
2/15/62	A	L	121	126
2/16/62	N	W	132	106
2/17/62	N	W	136	127
10/26/62	H	W	130	112
11/18/62	N	W	110	107
11/29/62	A	W	112	85
12/7/62	N	W	149	129
1/6/63	H	W	114	102
1/23/63	A	L	94	104
2/14/63	H	W	136	117
2/19/63	N	W	118	110
2/21/63	A	L	91	108
3/12/63	A	W	130	106
10/30/63	A	W	111	108
11/9/63	A	L	100	116
11/26/63	H	W	115	113
1/4/64	A	W	123	113
1/21/64	N	L	121	124
1/22/64	A	L	116	124
1/26/64	H	L	120	131
2/12/64	A	L	115	121
2/19/64	H	W	130	122
3/14/64	N	W	128	122
10/22/64	H	L	135	138*
11/11/64	A	W	123	114
12/5/64	N	W	125	108
12/8/64	N	W	102	97
12/16/64	A	L	120	140
1/14/65	H	L	126	138
2/21/65	A	W	107	106
2/22/65	N	W	122	112
3/14/65	A	L	126	143
3/21/65	H	W	127	105
10/16/65	A	W	133	101
11/19/65	H	L	124	134
11/20/65	A	L	112	117
11/30/65	N	L	108	129
12/8/65	A	L	127	129
1/6/66	N	W	133	127
1/18/66	H	W	128	117
2/23/66	A	L	115	119
2/26/66	N	W	114	98
3/20/66	A	W	108	104
10/22/66	A	W	141	112
10/25/66	H	W	130	110
11/25/66	A	W	129	115
12/3/66	A	W	137	120
1/6/67	H	W	121	115*
2/11/67	A	L	133	139
2/24/67	N	W	149	118
3/18/67	H	W	135	119
3/19/67	A	W	132	129
11/1/67	H	W	136	111
12/2/67	H	W	130	121
12/9/67	A	W	123	109

DATE			PHI	OPP
12/25/67	A	W	108	105
1/12/68	H	W	133	116
2/3/68	A	W	133	121
3/15/68	H	W	122	115
3/20/68	A	W	137	119
10/19/68	A	W	124	121
11/22/68	H	W	121	110
12/26/68	H	W	125	120
1/4/69	A	L	112	117
1/31/69	H	L	105	108
3/22/69	A	W	116	108
10/29/69	A	W	129	105
11/5/69	H	L	130	139
12/25/69	A	L	113	121
1/23/70	H	W	133	118
1/24/70	A	L	111	112
3/1/70	H	W	104	99
3/18/70	A	W	119	113
10/30/70	H	L	110	123
11/11/70	A	W	119	107
11/30/70	H	W	104	98
2/14/71	N	L	103	112
3/20/71	A	L	112	124
3/21/71	H	W	120	108
11/13/71	A	L	105	111
12/25/71	H	L	114	117
2/19/72	H	L	105	121
2/21/72	A	L	101	102
12/12/72	A	L	102	123
1/19/73	N	L	94	110
1/21/73	A	L	97	108
2/28/73	H	W	102	96
3/17/73	H	L	115	120
3/18/73	A	L	118	129
10/28/73	A	L	99	119
11/3/73	H	L	84	112
2/9/74	A	L	75	108
2/10/74	H	W	95	94
3/6/74	H	W	112	99
3/12/74	A	L	101	112
12/21/74	A	L	101	117
1/17/75	H	L	92	103
3/8/75	H	L	92	113
3/9/75	A	W	113	100
11/15/75	H	W	110	109***
1/3/76	A	L	104	119
1/17/76	A	L	103	105
3/2/76	A	L	111	128
4/2/76	H	W	96	94
11/12/76	H	W	143	104
11/13/76	A	W	114	109
4/9/77	H	W	125	93
4/10/77	A	L	121	131
11/12/77	A	L	98	116
12/30/77	H	W	126	119
4/8/78	H	W	131	114
4/9/78	A	L	113	123
10/18/78	H	L	111	121
11/10/78	A	W	123	122
2/11/79	H	W	107	99
3/27/79	A	W	100	97
10/12/79	A	W	93	92

DATE			PHI	OPP
11/28/79	H	W	120	102
12/25/79	A	W	95	92
1/11/80	H	W	119	106
3/12/80	H	W	105	98
3/20/80	A	L	113	119*
10/11/80	A	W	126	120**
10/18/80	H	W	117	101
12/12/80	H	W	95	79
1/22/81	A	W	128	116
2/13/81	H	L	102	104
2/19/81	A	L	108	129
11/3/81	A	W	112	99
1/6/82	H	W	126	112
1/12/82	A	W	95	92
2/3/82	H	W	122	96
3/17/82	H	W	102	93
4/16/82	A	W	100	96
11/14/82	H	W	102	93
12/18/82	A	L	97	100
1/7/83	A	W	106	89
3/12/83	A	W	95	86
3/13/83	H	W	97	93
4/13/83	H	L	76	95
10/28/83	H	W	117	114
12/3/83	A	L	98	103
1/11/84	H	W	121	99
1/21/84	A	L	90	94
3/22/84	A	W	106	101
3/28/84	H	W	109	103
11/20/84	H	L	105	120
11/27/84	A	W	93	89
1/13/85	A	W	115	104
2/6/85	H	W	116	111
3/27/85	H	W	115	97
4/13/85	A	L	106	118
11/16/85	A	L	97	118
12/4/85	H	W	115	110*
2/21/86	H	W	97	87
3/21/86	H	W	112	105
3/24/86	A	L	93	100
4/13/86	A	L	97	98
12/25/86	H	L	97	102
1/10/87	A	L	111	117
1/31/87	A	L	105	106
3/6/87	H	W	123	113
4/13/87	H	W	113	105
4/19/87	A	W	108	102
1/20/88	H	L	98	110
1/24/88	A	L	99	131
1/25/88	A	L	117	118*
3/13/88	H	W	104	96
3/19/88	A	W	94	89
4/13/88	H	W	98	97*
11/22/88	A	W	130	103
12/25/88	H	W	125	110
1/21/89	A	L	105	107
2/1/89	H	W	114	110*
3/18/89	A	L	114	123
4/23/89	H	W	115	106
11/24/89	H	W	121	108
12/1/89	A	L	90	107
12/20/89	H	W	118	111

DATE			PHI	OPP
1/13/90	A	W	120	101
1/27/90	H	W	125	101
3/24/90	A	W	114	112*
11/16/90	H	W	115	102*
12/26/90	A	W	106	105*
2/6/91	H	W	108	100
3/23/91	A	L	99	102
4/12/91	H	L	85	95
11/5/91	A	W	107	106
1/18/92	A	W	105	101
1/20/92	H	W	99	91
2/29/92	A	W	101	92
4/18/92	H	W	111	104
1/8/93	A	W	119	117
1/29/93	H	W	92	86
3/17/93	H	L	89	94
4/7/93	A	W	98	90
11/5/93	H	W	94	82
11/12/93	A	L	93	105
2/4/94	H	L	95	102
3/1/94	H	L	103	109
3/13/94	A	W	114	97
11/9/94	H	W	98	97
1/20/95	A	L	98	102
2/1/95	H	W	98	89
2/28/95	A	W	106	102
4/23/95	A	L	90	106
11/3/95	H	W	105	103
11/15/95	A	L	95	127
1/10/96	H	L	93	98
3/30/96	A	L	105	107
11/22/96	A	L	76	88
3/4/97	H	L	106	107
3/9/97	A	W	99	93
4/14/97	H	L	110	131
11/19/97	H	W	97	86
3/8/98	A	L	91	100
3/11/98	H	W	88	86
4/1/98	A	W	112	91
3/1/99	A	W	104	91
3/7/99	H	L	95	103*
4/11/99	A	L	98	105
11/16/99	A	W	95	73
11/24/99	H	L	93	101
3/2/00	A	W	87	84
4/12/00	H	W	93	84
11/29/00	H	W	93	87
12/13/00	A	W	102	82
1/12/01	A	W	86	82
3/2/01	H	W	107	102
11/3/01	A	L	76	90
11/28/01	H	L	87	94
1/22/02	A	W	91	84
4/10/02	A	L	77	90
4/12/02	H	W	100	91
11/17/02	H	W	100	84
11/30/02	A	W	95	94
1/18/03	A	W	88	80
4/16/03	H	W	107	87
11/11/03	A	W	112	105
1/10/04	A	L	87	94
2/11/04	H	W	113	88

DATE			PHI	OPP
4/9/04	H	L	80	83
11/26/04	H	W	116	114*
1/26/05	A	L	107	117
4/9/05	A	W	112	106
1/16/06	A	L	76	104
2/12/06	A	L	97	107
3/3/06	H	W	119	113
4/10/06	H	W	105	97
12/8/06	H	L	98	113
2/14/07	H	L	85	92
3/28/07	A	L	108	111
11/20/07	A	L	101	116
11/30/07	H	W	85	84
2/5/07	H	W	101	96
4/12/08	A	L	93	109
12/13/08	H	W	104	89
12/19/08	A	W	109	103
1/30/09	H	W	104	94
2/25/09	A	W	106	98
11/24/09	A	L	107	108
12/22/09	A	L	98	105
1/5/10	H	L	97	104
11/2/10	A	L	115	116*
11/23/10	A	L	114	116*
1/5/11	H	W	109	97
2/23/11	H	W	117	94
1/13/12	H	W	120	89
1/14/12	A	W	103	90
1/23/12	H	W	103	83
3/30/12	A	L	76	97
1/30/13	H	W	92	84
3/3/13	A	L	87	90
4/12/13	A	W	97	86
11/1/13	A	W	109	102
11/6/13	H	L	102	116
1/20/14	A	L	99	107
3/1/14	H	L	103	122
1/19/15	A	L	76	111
2/27/15	H	W	89	81
4/1/15	A	L	93	106
4/8/15	H	L	90	119
2/5/16	A	L	94	106
2/26/16	H	L	94	103
2/29/16	A	L	108	116
3/17/16	H	L	94	99
11/16/16	H	W	109	102
1/14/17	A	L	93	109
2/24/17	H	W	120	112
10/18/17	A	L	115	120
11/29/17	H	W	118	113
2/6/18	H	W	115	102
2/25/18	A	L	94	109

** overtime*
*** double-overtime*
**** triple-overtime*

OPPONENTS

NOTES

HISTORY

HISTORICAL LOOK AT THE SIXERS

1940

Nov. 14, 1946: Danny Biasone (pictured to the left), the owner and founder of the Syracuse Nationals, sent a check for $5,000 to the offices of the National Basketball League (NBL), thus creating the Syracuse Nationals franchise. Benny Borgmann was hired to coach the team. In the first professional game in Syracuse, N.Y., the Nationals defeated the Bears of Youngstown, Ohio, 67-64.

Nov. 3, 1949: The Nationals defeated Denver on Nov. 3, 1949, in the first NBA game in Syracuse, N.Y. The Nationals joined the NBA in 1949 when six teams from the Midwest-based National Basketball League joined the Basketball Association of America to form the 17-team National Basketball Association. The Nats posted a 51-13 record in their first season in the NBA under the direction of head coach Al Cervi.

Nov. 24, 1949: The Nationals defeated the Anderson Packers, 125-123, in five overtimes at Syracuse, N.Y. The game stands as the longest game in franchise history and the second longest game in NBA history.

1950

April 23, 1950: The Nationals lost to a George Mikan-led Minneapolis Lakers in Game 6 of the NBA Finals.

April 12, 1954: The Nationals, again returning to the finals, lost Game 7, and the series to the Minneapolis Lakers.

1954-55: Marked the first season the 24-second shot clock was implemented in the NBA. Nationals owner Danny Biasone and general manager Leo Ferris conceived the shot clock concept.

April 10, 1955: The Nationals defeated the Fort Wayne Pistons, 92-91, in Game 7 of the NBA Finals, capturing the franchise's first NBA Championship. The Nationals overcame a 17-point deficit.

Feb. 1, 1959: Dolph Schayes recorded the first 50-point game in franchise history when he scored a career-high 50 points (18-34 FG, 14-17 FT) in a 139-137 overtime loss to the Boston Celtics.

1950

Dec. 25, 1960: Demolishing the New York Knicks 162-100, the Sixers achieve their largest margin of victory in franchise history.

March 18, 1961: The Nationals, in a series against their future home and future star, defeat the Philadelphia Warriors and Wilt Chamberlain 106-103, completing a three game sweep in the 1960-61 Division Semifinals. The Nats would go on to lose in the Division Finals to Boston, four games to one.

Spring 1963: Ike Richman and Irv Kosloff purchased the Syracuse Nationals from Danny Biasone. The franchise re-located from Syracuse, N.Y. to Philadelphia (May 22, 1963) The Nationals marked the return of professional basketball to Philadelphia after the Philadelphia Warriors franchise re-located to California at the conclusion of the 1961-62 season.

Aug. 6, 1963: The Nationals officially change their name to the Philadelphia 76ers. The name was chosen by Walter Stahlberg, of West Collingswood, N.J., who won a contest to name the club.

March 29, 1964: The Sixers finish their first season with a loss in the playoffs to Cincinnati. The season included many other firsts. Dolph Schayes was named to Sixers first coach and guard Hal Greer became the first Sixers All-Star.

Jan. 15, 1965: Halfway through the 1964-65 season the 76ers traded Paul Neumann, Connie Dierk-ing, Lee Shaffer, and cash to the Warriors for Wilt Chamberlain. The trade was the start of something very good for Philadelphia's second NBA team. The 76ers finished the 1964-65 season at 40-40, good enough for third place in the division behind Cincinnati and Boston.

March 1966: Becoming the first Sixer to lead the NBA in scoring and rebounding, Wilt Chamberlain leads the Sixers to their first Eastern Division title.

Nov. 5, 1966: With a loss to Boston (105-87) the Sixers ended their longest win streak (spanning two seasons) in franchise history at 18 games.

April 24, 1967: After finishing the regular season with an astounding 68-13 record (a franchise record) and crushing Boston's hopes for a ninth straight title, the 76ers defeated San Francisco 125-122 in Game 6 of the NBA Finals, winning the franchise's second NBA Championship. During the NBA's 35th Anniversary in 1980, this team was voted the best in NBA history.

Oct. 18, 1967: Moving from the Philadelphia Civic Center, the Sixers play their first game in the Spectrum in front of 9,106 fans. The Sixers would finish the 1967-68 season with their third straight Eastern Division title.

Dec. 16, 1967: Wilt Chamberlain scores a franchise record, 68 points in a 143-123 win at Chicago.

HISTORICAL LOOK AT THE SIXERS

Feb. 2, 1968: In a game against the Detroit Pistons, Wilt Chamberlain posts 22 pts., 25 rebs, and 21 asts, completing the only double triple-double in NBA history.

July 9, 1968: Wilt Chamberlain was traded to Los Angeles for Jerry Chambers, Archie Clark, and Darrall Imhoff.

1970

May 1976: Fitz Dixon purchased the 76ers from Irv Kosloff.

Oct. 21, 1976: Julius Erving was purchased from New York Nets. Erving went on to score 18,364 points and block a franchise record 1,293 shots in 11 seasons with the Sixers.

Nov. 19, 1976: Sixers retire Hal Greer's jersey No. 15. Greer played 15 seasons with the franchise, Greer scored a franchise record 21,586 points.

Dec. 17, 1976: Sixers retire Billy Cunning-ham's jersey No. 32. As a player, Cunningham played nine seasons with the Sixers and was named 1966 NBA Rookie of the Year and was a four-time All-NBA selection.

June 5, 1977: The Sixers fall to Portland, 109-107, in Game 6 of the 1977 NBA Finals. It marked the fifth NBA Finals appearance in franchise history.

Oct. 19, 1977: Coach Billy Cunningham coaches and wins his first game with the Sixers against Detroit (113-96). Cunningham went on to become the winningest coach in Sixers history (454-196, .698).

1980

May 16, 1980: In the first season of the three-point line in the NBA, the Sixers captured the 1980 Eastern Conference Championship, but lost to the L.A. Lakers in the NBA Finals (4-2).

July 1981: Harold Katz buys the 76ers from Fitz Dixon.

June 8, 1982: After defeating the Celtics in Game 7 of the Eastern Conference Finals, the Sixers go on to play the Lakers in the NBA Finals, losing the series in six games.

May 31, 1983: Led by Julius Erving, Moses Malone, and Maurice Cheeks, the 76ers defeat the L.A. Lakers 115-108, capturing the NBA Championship. The Sixers culminated a 65-17 regular season and a 12-1 run through the playoffs, with a sweep of the Lakers in the NBA Finals.

June 1984: Drafted Charles Barkley as the fifth overall pick. Barkley played eight seasons in Philadelphia, scoring 14,184 points in 610 games before being traded to Phoenix (June 17, 1992) for Jeff Hornacek, Andrew Lang and Tim Perry.

March 25, 1986: Sixers retire the microphone of David Zinkoff, the Sixers public address announcer for 22 seasons (1963-85).

Nov. 7, 1986: Sixers retire Bobby Jones jersey No. 24. A member of the 1983 NBA Championship 76ers, Jones played eight of his 10 seasons in the NBA with the Sixers and was named to the NBA All-Defensive First Team in eight consecutive seasons (1977-84).

April 18, 1988: Sixers retire Julius Erving's jersey No. 6. Erving played with the Sixers from 1976-87.

1990

March 18, 1991: Sixers retire Wilt Chamberlain's jersey No. 13. Chamberlain played with the Sixers from 1964-1968.

Dec. 13, 1994: The Sixers post the 2,000th franchise victory over the Miami Heat at the Spectrum.

Feb. 6, 1995: Sixers retire Maurice Cheeks' jersey No. 10. Cheeks played 15 seasons in the NBA, 11 with Philadelphia, and owns the franchise record for career assists (6,212).

April 24, 1996: Comcast-Spectacor purchased the 76ers from Harold Katz.

June 1996: With the first overall pick in the 1996 NBA Draft, the Sixers selected Allen Iverson. In his first season, Iverson set franchise records for rookies in points (1,787), assists (567), field goals (625) and 3-point field goals (155).



Nov. 1, 1996: The Sixers play their first game at the Center, and fall to the Milwaukee Bucks, 111-103.

Oct. 31, 1997: The Sixers unveil their first major logo change since becoming the 76ers in 1963. The logo modernized the old red and blue logo by adding silver, gold, and black.

April 17, 1998: 21,305 fans set the franchise record for home game attendance at the Center as the Sixers play the Chicago Bulls. The Bulls, led by a retiring Michael Jordan won the game 87-80.

2000

March 30, 2001: Sixers retire Charles Barkley's jersey No. 34. Barkley played with the Sixers from 1984-1992.

HISTORICAL LOOK AT THE SIXERS

June 6, 2001: Once again, the Sixers and Lakers meet in the Finals, with L.A. as a heavy favorite. Philly shocked everyone by

taking Game 1 in L.A. before losing the series in five. The Sixers became the first team to win four major awards in the same season (MVP: Allen Iverson, Sixth Man of the Year: Aaron McKie, Defensive Player of the Year: Dikembe Mutombo, Coach of the Year: Larry Brown).

May 18, 2005: Allen Iverson is named to All-NBA First Team for the third time in his career, and it is the sixth time he has received All-NBA honors. Iverson won the league's scoring title for the fourth time, joining Wilt Chamberlain (7), Michael Jordan (10) and George Gervin (4) as the only players to accomplish that feat four or more times.

Dec. 19, 2006: Allen Iverson is traded to the Denver Nuggets along with Ivan McFarlin in exchange for Andre Miller, Joe Smith and two first round draft choices.

June 23, 2009: Sixers announce brand relaunch with official logo change.

2010

Sep. 18, 2011: NBA Board of Governors unanimously approves sale of the Philadelphia 76ers to an investment group led by Joshua Harris and David Blitzer.

May 14, 2013: Sixers name Sam Hinkie President of Basketball Operations and General Manager.

August 14, 2013: Brett Brown is announced as head coach of the Sixers.

Mar. 1, 2014: Sixers retire Allen Iverson's No. 3. Iverson played 12 seasons in Philadelphia and scored the second-most points in franchise history.

May 12, 2015: Sixers introduce updated brand identity, including a redesigned primary logo and a series of partial and secondary logo variations in addition to new uniforms which were introduced a few weeks later.

Mar. 12, 2016: Sixers retire Dolph Schayes' No. 4. Schayes played 15 NBA seasons, including 14 with the Syracuse Nationals before the team relocated to Philadelphia for the 1963-64 season.

Apr. 10, 2016: Sixers name Bryan Colangelo President of Basketball Operations.

June 23, 2016: With the first overall pick in the 2016 NBA Draft, the Sixers selected Ben Simmons. Simmons was the third Sixer to ever be chosen first overall (Iverson, 1996; Collins 1973).

June 19, 2017: With the first overall pick in the 2017 NBA Draft, the 76ers selected Markelle Fultz. Fultz became the fourth 76er ever to be chosen first overall (Collins (1973), Iverson (1996) and Simmons (2016)).

Feb. 18, 2018: Joel Embiid starts 67th NBA All-Star Game in Los Angeles. First 76er to be named an All-Star game starter since Iverson in 2009-10

June 25, 2018: Simmons named NBA Rookie of the Year joining Iverson (1996-97) and Michael-Carter Williams (2013-14) as the only other 76ers in franchise history to receive the award.

OWNERSHIP & GENERAL MANAGERS

OWNERSHIP TIMELINE

Sept. 18, 2011 Investment group led by Josh Harris and David Blitzer purchase the 76ers from Comcast-Spectacor.

April 24, 1996 Comcast-Spectacor purchased the 76ers from Harold Katz.

July 1981 Harold Katz buys the 76ers from Fitz Dixon.

May 1976 Fitz Dixon purchased the 76ers from Irv Kosloff.

May 1963 Ike Richman and Irv Kosloff purchase the Syracuse Nationals from Danny Biasone. They move the team from Syracuse to Philadelphia and changed the name.

1946 Danny Biasone, who later invented the NBA's 24-second shot clock, founded the Syracuse Nationals as part of the NBL (National Basketball League). After three seasons in the NBL, the Nationals joined the NBA in 1949.

Danny Biasone

Ike Richman

Fitz Dixon

Harold Katz



Ed Snider
Chairman, Comcast Spectacor

Josh Harris
Managing General Partner

HISTORY OF 76ERS GENERAL MANAGERS

The 76ers didn't have a general manager after the team debuted in Philadelphia in May 1963. Attorney Ike Richman performed some of the duties of the job between 1963 and 1966, but it wasn't until Jack Ramsay was named to the position in 1966-67 that the team had a GM.

GENERAL MANAGER	TENURE
Leo Ferris	1949-63
Jack Ramsay	1966-67
Don DeJardin	1970-74
Pat Williams	1974-86
John Nash	1986-90
Gene Shue	1990-92
Jim Lynam	1992-94
John Lucas	1994-96
Brad Greenburg	1996-97
[No General Manager]	1997-98
Billy King	1998-2007
Ed Stefanski	2007-2011
[No General Manager]	2011-12
Tony DiLeo	2012-13
Sam Hinkie	2013-16
Bryan Colangelo	2016-18
Elton Brand	2018-Present

CLUB NICKNAME

The late Walter Stahlberg, of West Collingswood, New Jersey, won a contest to name the club in 1963. The choice of the club's nickname was announced on Aug. 6, 1963. There were almost 500 different suggestions among the entries and Stahlberg was one of several who picked the 76ers. However his accompanying 25-word explanation was deemed the best by the judges, and he and his wife received an all-expense trip to the West Coast to see the 76ers play San Francisco.

HEAD COACHES YEARLY BREAKDOWN

ALL-TIME 76ERS HEAD COACHES

COACH	FIRST SEASON	LAST SEASON	NO. OF SEASONS	REGULAR SEASON W	L	PCT	PLAYOFFS W	L	PCT
Al Cervi[1]	1949-50	1956-57	8	294	201	.594	33	26	.559
Paul Seymour	1956-57	1959-60	4	155	124	.556	9	11	.450
Alex Hannum	1960-61	1962-63	3	127	112	.531	8	10	.444
Dolph Schayes	1963-64	1965-66	3	129	111	.538	9	12	.429
Alex Hannum	1966-67	1967-68	2	130	33	.798	18	10	.643
Jack Ramsay	1968-69	1971-72	4	174	154	.530	5	12	.294
Roy Rubin[2]	1972-73	1972-73	1	4	47	.078	—	—	—
Kevin Loughery	1972-73	1972-73	1	5	26	.161	—	—	—
Gene Shue[3]	1973-74	1977-78	5	157	177	.470	11	11	.500
Billy Cunningham	1977-78	1984-85	8	454	196	.698	66	39	.629
Matt Guokas[4]	1985-86	1987-88	3	119	88	.575	8	9	.471
Jim Lynam	1987-88	1991-92	5	194	173	.529	8	13	.381
Doug Moe[5]	1992-93	1992-93	1	19	37	.339	—	—	—
Fred Carter	1992-93	1993-94	2	32	76	.296	—	—	—
John Lucas	1994-95	1995-96	2	42	122	.256	—	—	—
Johnny Davis	1996-97	1996-97	1	22	60	.268	—	—	—
Larry Brown	1997-98	2002-03	6	255	205	.554	28	30	.483
Randy Ayers[6]	2003-04	2003-04	1	21	31	.404	—	—	—
Chris Ford	2003-04	2003-04	1	12	18	.400	—	—	—
Jim O'Brien	2004-05	2004-05	1	43	39	.524	1	4	.200
Maurice Cheeks[7]	2005-06	2008-09	4	122	147	.454	2	4	.333
Tony DiLeo	2008-09	2008-09	1	32	27	.542	2	4	.333
Eddie Jordan	2009-10	2009-10	1	27	55	.329	—	—	—
Doug Collins	2010-11	2012-13	3	110	120	.478	8	10	.444
Brett Brown	2013-14	-	5	127	283	.310	5	5	.500

[1]Cervi started 1956-57 with a 4-8 record before being replaced by Seymour.
[2]Rubin started the 1972-73 season and had a 4-47 record before being replaced by Lougherty.
[3]Shue started 1977-78 with a 2-4 record before being replaced by Cunningham.
[4]Guokas started 1987-88 with a 20-23 record before being replaced by Lynam.
[5]Moe started 1992-93 with a 19-37 record before being replaced by Carter.
[6]Ayers started 2003-04 with a 21-31 record before being replaced by Ford (interim).
[7]Cheeks started 2008-09 with a 9-14 record before being replaced by DiLeo.

HEAD COACHES YEAR BY YEAR RESULTS

YEAR	HEAD COACH	REGULAR SEASON W	L	PCT.	FINISH	PLAYOFFS W	L	PCT.
1949-50	Al Cervi	51	13	.797	1st/Eastern	6	5	.545
1950-51	Al Cervi	32	34	.485	4th/Eastern	4	3	.571
1951-52	Al Cervi	40	26	.606	1st/Eastern	3	4	.429
1952-53	Al Cervi	47	24	.662	2nd/Eastern	0	2	.000
1953-54	Al Cervi	42	30	.583	T-2nd/Eastern	9	4	.692
1954-55	Al Cervi	43	29	.597	1st/Eastern	7	4	.636
1955-56	Al Cervi	35	37	.486	3rd/Eastern	4	4	.500
1956-57	Al Cervi	4	8	.333				
	Paul Seymour	34	26	.567	2nd/Eastern	2	3	.400
1957-58	Paul Seymour	41	31	.569	2nd/Eastern	1	2	.333
1958-59	Paul Seymour	35	37	.486	3rd/Eastern	5	4	.556
1959-60	Paul Seymour	45	30	.600	3rd/Eastern	1	2	.333
1960-61	Alex Hannum	38	41	.481	3rd/Eastern	4	4	.500
1961-62	Alex Hannum	41	39	.513	3rd/Eastern	2	3	.400
1962-63	Alex Hannum	48	32	.600	2nd/Eastern	2	3	.400
1963-64	Dolph Schayes	34	46	.425	3rd/Eastern	2	3	.400
1964-65	Dolph Schayes	40	40	.500	3rd/Eastern	6	5	.545
1965-66	Dolph Schayes	55	25	.688	1st/Eastern	1	4	.200
1966-67	Alex Hannum	68	13	.840	1st/Eastern	11	4	.733
1967-68	Alex Hannum	62	20	.756	1st/Eastern	7	6	.538
1968-69	Jack Ramsay	55	27	.671	2nd/Eastern	1	4	.200
1969-70	Jack Ramsay	42	40	.512	4th/Eastern	1	4	.200
1970-71	Jack Ramsay	47	35	.573	2nd/Atlantic	3	4	.429
1971-72	Jack Ramsay	30	52	.366	3rd/Atlantic	---	---	---

HEAD COACHES YEAR BY YEAR RESULTS

		REGULAR SEASON				PLAYOFFS		
YEAR	**HEAD COACH**	**W**	**L**	**PCT.**	**FINISH**	**W**	**L**	**PCT.**
1972-73	Roy Rubin	4	47	.078				
	Kevin Loughery	5	26	.161	4th/Atlantic	---	---	---
1973-74	Gene Shue	25	57	.305	4th/Atlantic	---	---	---
1974-75	Gene Shue	34	48	.415	4th/Atlantic	---	---	---
1975-76	Gene Shue	46	36	.561	T-2nd/Atlantic	1	2	.333
1976-77	Gene Shue	50	32	.610	1st/Atlantic	10	9	.526
1977-78	Gene Shue	2	4	.333				
	Billy Cunningham	53	23	.697	1st/Atlantic	6	4	.600
1978-79	Billy Cunningham	47	35	.573	2nd/Atlantic	5	4	.556
1979-80	Billy Cunningham	59	23	.720	2nd/Atlantic	12	6	.667
1980-81	Billy Cunningham	62	20	.756	T-1st/Atlantic	9	7	.563
1981-82	Billy Cunningham	58	24	.707	2nd/Atlantic	12	9	.571
1982-83	Billy Cunningham	65	17	.793	1st/Atlantic	12	1	.923
1983-84	Billy Cunningham	52	30	.634	2nd/Atlantic	2	3	.400
1984-85	Billy Cunningham	58	24	.707	2nd/Atlantic	8	5	.615
1985-86	Matt Guokas	54	28	.659	2nd/Atlantic	6	6	.500
1986-87	Matt Guokas	45	37	.549	2nd/Atlantic	2	3	.400
1987-88	Matt Guokas	20	23	.465				
	Jim Lynam	16	23	.410	4th/Atlantic	---	---	---
1988-89	Jim Lynam	46	36	.561	2nd/Atlantic	0	3	.000
1989-90	Jim Lynam	53	29	.646	1st/Atlantic	4	6	.400
1990-91	Jim Lynam	44	38	.537	2nd/Atlantic	4	4	.500
1991-92	Jim Lynam	35	47	.427	5th/Atlantic	---	---	---
1992-93	Doug Moe	19	37	.339				
	Fred Carter	7	19	.269	6th/Atlantic	---	---	---
1993-94	Fred Carter	25	57	.305	6th/Atlantic	---	---	---
1994-95	John Lucas	24	58	.293	6th/Atlantic	---	---	---
1995-96	John Lucas	18	64	.220	7th/Atlantic	---	---	---
1996-97	Johnny Davis	22	60	.268	6th/Atlantic	---	---	---
1997-98	Larry Brown	31	51	.378	7th/Atlantic	---	---	---
1998-99	Larry Brown	28	22	.560	3rd/Atlantic	3	5	.375
1999-00	Larry Brown	49	33	.598	3rd/Atlantic	5	5	.500
2000-01	Larry Brown	56	26	.683	1st/Atlantic	12	11	.522
2001-02	Larry Brown	43	39	.524	6th/Atlantic	2	3	.400
2002-03	Larry Brown	48	34	.585	4th/Atlantic	6	6	.500
2003-04	Randy Ayers	21	31	.404				
	Chris Ford	12	18	.400	5th/Atlantic	---	---	---
2004-05	Jim O'Brien	43	39	.524	2nd/Atlantic	1	4	.200
2005-06	Maurice Cheeks	38	44	.463	2nd/Atlantic	---	---	---
2006-07	Maurice Cheeks	35	47	.427	3rd/Atlantic	---	---	---
2007-08	Maurice Cheeks	40	42	.488	3rd/Atlantic	2	4	.333
2008-09	Maurice Cheeks	9	14	.391		---	---	---
	Tony DiLeo	32	27	.542	2nd Atlantic	2	4	.333
2009-10	Eddie Jordan	27	55	.329	4th Atlantic	---	---	---
2010-11	Doug Collins	41	41	.500	3rd Atlantic	1	4	.200
2011-12	Doug Collins	35	31	.530	3rd Atlantic	7	6	.538
2012-13	Doug Collins	34	48	.415	4th Atlantic	---	---	---
2013-14	Brett Brown	19	63	.232	5th Atlantic	---	---	---
2014-15	Brett Brown	18	64	.220	4th Atlantic	---	---	---
2015-16	Brett Brown	10	72	.122	5th Atlantic	---	---	---
2016-17	Brett Brown	28	54	.341	4th Atlantic			
2017-18	Brett Brown	52	30	.634	3rd/Atlantic	5	5	.500
TOTALS		**2806**	**2662**	**.513**		**221**	**210**	**.513**

COACHING LEADERS

BY GAMES

Coach	Games
Billy Cunningham	650
Al Cervi	495
Larry Brown	460
Brett Brown	410
Alex Hannum	402
Jim Lynam	367
Gene Shue	334
Jack Ramsay	328
Paul Seymour	279
Maurice Cheeks	269

BY WINS

Coach	Wins
Billy Cunningham	454
Al Cervi	294
Alex Hannum	257
Larry Brown	255
Jim Lynam	194
Jack Ramsay	174
Gene Shue	157
Paul Seymour	155
Dolph Schayes	129
Brett Brown	127

BY WINNING PERCENTAGE

Coach	Pct.
Billy Cunningham	.698
Alex Hannum	.639
Al Cervi	.594
Matt Guokas	.575
Paul Seymour	.556
Larry Brown	.554
Tony DiLeo	.542
Dolph Schayes	.538
Jack Ramsay	.530
Jim Lynam	.529

76ERS UNIFORM HISTORY

2009-2014

1997-2009

1994-1997

1991-1994

1978-1991

2017-PRESENT: 2017 brought on an updated look for the Philadelphia 76ers, with the unveiling of the teams new Icon Edition (Blue), Association Edition (White), Statement Edition (Red) uniforms. The new Icon and Association uniforms introduced a hard-red drop-shadow behind the iconic "PHILA" lettering and player numbers. The new designs also include the words "Brotherly Love" embroidered in gold on the bottom of each jersey, drawing inspiration from the Greek translation for "Philadelphia." The Statement uniform displays "Sixers" in cursive across the uniform's chest plate. The cursive writing serves as a salute to the signing of the Declaration of Independence. 2017 also ushered in the 2 ½ -by-2 ½ -inch StubHub jersey patch as part of the team's first jersey sponsorship, the first of its kind in major American sports history. The StubHub patch appears on every 76ers jersey.

2015-2017: On June 18, 2015, the Sixers revealed new home (white), road (blue) and alternate (red) uniforms which were designed using elements from different eras in franchise history. "PHILA" is emblazoned across the chest of the home and road jerseys as a homage to the 1966-67 Championship team. The alternate red jersey has "SIXERS" sprawled across the front, to honor the 1982-83 Championship team. All three uniforms are decorated with a column of stars down each side in the fashion of the 1976-77 uniforms. Each jersey also has the phrase "PHILA TOUGH" sewn into the waist-level hem, visible only to the players prior to being tucked in

2009-2015: Prior to the 2009-10 season ,the Sixers re-designed their uniform to feature the team's new primary "76ers basketball" logo with the red, white and blue color scheme. Trimmed in blue and red, the team will wear white uniforms with blue lettering and red numbers at home. On the road, the team will wear red uniforms, trimmed with blue and white, that feature white lettering and numbers. In the summer of 2010, the uniforms underwent some minor revisions, including blue piping added around the neck and shoulders among other aesthetic details. The Sixers also debuted an alternate blue uniform in the 2012-13 season opener.

2007-2009: Both the Sixers home and road jerseys underwent a bit of a facelift in the summer of 2007. Influenced by the secondary red road uniform, which was introduced the previous season, the home and road designs featured a refined red taping stretching from the jersey to the shorts. The material itself was also completely overhauled, as the new fabric was adidas clima-cool flatback mesh on the front with open-holed metallic stretchair fabrication on the back and in key venting zones through the front of the shoulders.

2007-2009: During the 2006-07 season, the 76ers unveiled a new second road uniform with red as the predominant color accented by the team's other official colors of white, blue, black, silver and gold. Produced by adidas, the jerseys featured a new "PHILA" wordmark across the front in a design similar

Present Home Uniform

to the team's primary logo, as well as blue and white stripinng around the V-neck. The red shorts are adorned with the Sixers secondary logo above a blue accent on the side of the left leg.

1999–2006: Philadelphia added a new second road uniform during the 1999-00 season. The blue jersey sports a stylish new cut that's full of tradition from the great Sixers teams of the 1960's and 1970's. Trimmed in red and black, the jersey featured the "SIXERS" wordmark on the front with white numbers trimmed in red.

1997–2007: Prior to the 1997-98 season, the Sixers unveiled a completely new look including the first major logo change since becoming the Philadelphia 76ers in August of 1963. In keeping with the traditional red and blue, the logo was "modernized" by adding silver, gold and black. For the first time in franchise history, the Sixers wore black uniforms on the road. Trimmed in red and gold, the jersey that features the word "SIXERS" on the front with white numbers trimmed in red on the back. At home, a white jersey features black numbers trimmed in red.

1999–2006: Philadelphia added a new second road uniform during the 1999-00 season. The blue jersey sports a stylish new cut that's full of tradition from the great Sixers teams of the 1960's and 1970's. Trimmed in red and black, the jersey featured

1977-1978

1976-1977

1971-1976

1966-1970

1965-1966

the "SIXERS" wordmark on the front with white numbers trimmed in red.

1997–2007: Prior to the 1997-98 season, the Sixers unveiled a completely new look including the first major logo change since becoming the Philadelphia 76ers in August of 1963. In keeping with the traditional red and blue, the logo was "modernized" by adding silver, gold and black. For the first time in franchise history, the Sixers wore black uniforms on the road. Trimmed in red and gold, the jersey that features the word "SIXERS" on the front with white numbers trimmed in red on the back. At home, a white jersey features black numbers trimmed in red.

1994–1997: This uniform was actually a throwback to the classic Sixers look. Designed by Lucy Loeb, the front featured "SIXERS" in a more ornate block lettering. This garb was white with red and blue trim at home and red with white and blue trim on the road.

1991–94: The Sixers uniform was redesigned by Champion Products and was a departure from the classic Sixers uniform. The design featured multicolored stars against a royal blue field that curved up from shorts to the jersey. The background of the away uniform remained red.

1978–91: The NBA begins to regulate uniform changes more closely. A rule is installed by the league requiring teams to use an exclusive outfitter and alert the NBA one year in advance of a design change. This uniform becomes the Sixers' hallmark, with the numeral surrounded by stars on the shorts. The road color returned to red. The uniforms

were manufactured first by Wilson, then by Sand Knit. The 76ers played more games in this uniform (1,066) than any other in the history of the franchise.

1977–1978: The lettering on the jersey was readjusted, with home uniforms lettered in blue and outlined in white and red, while away uniforms were royal blue with white lettering in red trim.

1976-1977: Another one-shot uniform surfaced, this time with a theme. In honor of the Bicentennial, the team turned to the cursive lettering and trim numerals of the 1970-71 season. The new uniforms were designed by Pat Williams, Al Domenico, Billy Cunningham and Sonder Levitt Advertising.

1971-76: SonderLevitt Advertising designed a uniform that had a much longer lifespan than its predecessor. With the new art deco-like lettering, the uniforms retained the star-inset blue side stripe, a graphic element that remained a feature through the 70's. Away uniforms were royal blue with white side stripes and stars.

1970-71: With its red-in-blue and cursive lettering, the Sixers next official home uniform (the old red garb was retained for away games), did not please Sixers suppliers. Midseason trades meant impossible turnaround times for these custom-sewn, flowing script uniforms. In the middle of the season a switch is made and "Seventy Sixers", in script, replaces "PHILA" on the front of the uniform.

1966-70: The Sixers went to the straightforward look during their first championship run. Simple block letters with the traditional "PHILA" on the front replaced the star-spangled banner look. Road uniforms became red with blue lettering and white trim.

1965-66: A two-tone uniform with a high waistband and long, baggy trunks was introduced. The players considered it flashy and uncomfortable to play in and it was abandoned after one season.

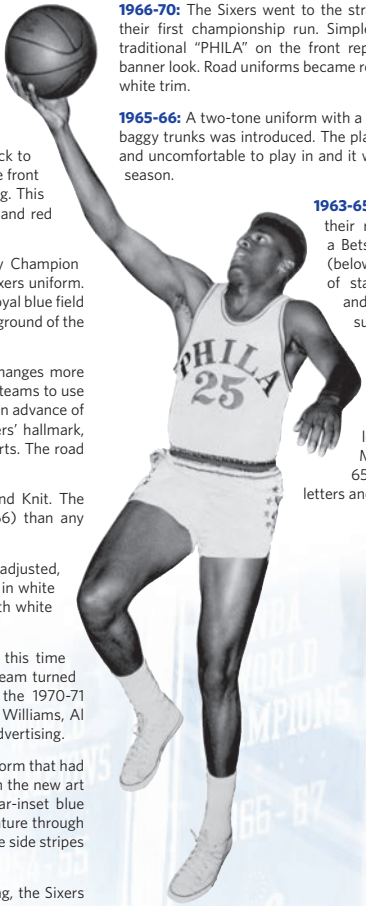

1963-65: The Sixers opened their run in Philadelphia with a Betsy Ross-inspired uniform (below). Adorned with a circle of stars on both the shorts and the back of the jersey surrounding the player's number, the stars quickly became a hallmark of the Sixers uniforms. The road uniform was dark blue with red lettering and numbers. Midway through the '64-65 season the style of the letters and numbers was changed.

UNIFORM NUMBERS SINCE 1963-64

0

Orlando Woolridge 93-94
Alvin Jones 01-02
Amal McCaskill 03-04
Jeremy Pargo 12-13
Darius Johnson-Odom 13-14
Brandon Davies* 14-15
Isaiah Canaan 14-16
Jerryd Bayless 16-18

00

Eric Montross 97-98
Benoit Benjamin 97-99
Spencer Hawes 10-14
Jacob Pullen 17-18

1

Wes Matthews 83-84
Scott Brooks 88-90
B.J. (Brandon Joe) Tyler 94-95
Tim Thomas 97-99
Samuel Dalembert 01-10
Nick Young 12-13
Michael Carter-Williams 13-15
JaVale McGee 14-15
Glenn Robinson III 14-15
Tony Wroten* 15-15
Ish Smith 15-16
T.J. McConnell* 16-17
Justin Anderson* 17-18

2

Moses Malone 82-86, 93-94

3

Fred Carter 71-77
Bernard Toone 79-80
Russ Schoene 82-83
Sedale Threatt 83-87
David Henderson 87-89
Tony Harris 90-91
Greg Grant 91-93
Dana Barros 93-95
Greg Grant 95-96
Allen Iverson 96-07; 09-10

4

Dolph Schayes 63-64
Marlon Redmond 78-79
Clint Richardson 79-85
Cliff Robinson 86-89
Andre Turner 90-91
Sharone Wright 94-96
Michael Cage 96-97
Rick Mahorn* 98-99
Pepe Sanchez 00-01
Keith Van Horn 02-03
Andre Iguodala* 04-05
Chris Webber 04-07
Kareem Rush 08-09
Tony Battie 10-12
Dorell Wright 12-13
Nerlens Noel 13-17

5

Paul Neumann 63-65
Tom Van Arsdale 72-75
Corey Gaines* 94-95
Elmer Bennett 95-96
Scott Skiles 95-96
Kevin Ollie 99-00; 00-01
Vonteego Cummings 01-02
Monty Williams 02-03
Kedrick Brown 04-05
Michael Bradley* 05-06
Andres Nocioni 10-12
Arnett Moultrie 12-14
Ish Smith 14-15
Ronald Roberts 14-15
Kendall Marshall 15-16
Alex Poythress 16-17
Chasson Randle 16-17
Amir Johnson 17-18

6

Perry Warbington 74-75
Julius Erving 76-87

7

Toby Kimball 73-74
Mitchell Anderson 82-83
Lanard Copeland 90-91
Sean Green 93-94
Richard Dumas 95-96
Mark Davis 96-98
Toni Kukoc 99-01
Roshown McLeod 00-01
Ira Bowman* 01-02
John Salmons 02-06
Andre Miller 06-09
Primoz Brezec 09-10
Sam Young 11-12
Royal Ivey* 12-13
Darius Morris 13-14
Lorenzo Brown 13-14
Darius Thomas 13-14
Larry Drew II 14-15
Carl Landry 15-16
Ersan Ilyasova 16-17
Timothé Luwawu-Cabarrot* 17-18

8

Marc Iavaroni 82-85
Michael Young 85-86
Pete Myers 88-89
Corey Gaines* 89-90
Mario Elie 90-91
Alfonso Ford 94-95
Trevor Ruffin 95-96
Aaron McKie 97-05
Joe Smith 06-07
Donyell Marshall 08-09
Francisco Elson* 09-10
Nik Vucevic 11-12
Damien Wilkins 12-13
Tony Wroten 13-15
Jahlil Okafor 15-17
James Young 17-18

9

Lionel Hollins 79-82
Perry Moss 85-86
Willie Burton 94-95
Sean Higgins 95-96
Doug Overton* 96-97
Joe Smith 97-98
George Lynch 98-01
Derrick McKey 01-02
Mark Bryant 02-03
Kenny Thomas 02-05
Andre Iguodala* 05-12
James Anderson 13-14
JaKarr Sampson 14-16
Sonny Weems 16-16
Daric Saric 16-18

10

John Kerr 63-65
Don Smith 74-75
Mike Dunleavy 76-78
Maurice Cheeks 78-89

11

Fred Crawford 70-71
Fred Boyd 72-76
Caldwell Jones 76-82
Leo Rautins 83-84
Voise Winters 85-86
Bob McAdoo 85-86
Jim Lampley 86-87
Jim Rowinski 88-89
Manute Bol 90-94
Kevin Pritchard 94-95
Vernon Maxwell ..... 95-96; '00
Doug Overton* 97-99
Ira Bowman* 99-00
Raja Bell 01-02
Todd MacCulloch* 02-04
Bobby Jones 06-07
Gordan Giricek 07-08
Jrue Holiday 09-13
Eric Maynor 13-14
Malcolm Thomas 14-15
Malcolm Lee 14-15
Nik Stauskas 15-17
Demetrius Jackson 17-18

12

Bob Weiss 65-67
Jim Reid 67-68
John Green 67-69
Jim Washington 69-72
Ted McClain 77-78
George Johnson 84-85
Clarence Carter 85-86
Lloyd (World) Free* 86-87
Gerald Henderson 87-89
Johnny Dawkins 89-94
Anthony Parker 97-99
Bruce Bowen 99-00
Speedy Claxton 00-02

UNIFORM NUMBERS SINCE 1963-64

Kenny Satterfield 02-03
Kevin Ollie* 04-08
Royal Ivey* 08-10
Evan Turner 10-14
James Nunnally 13-14
Luc Mbah a Moute 14-15
T.J. McConnell* 15-16, 17-18
Gerald Henderson 16-17

13

Wilt Chamberlain 64-68
David Wohl 71-72

14

Ben Warley 63-66
Matt Goukas 66-71
Dexter Shouse 89-90
Larry Cannon 73-74
Henry Bibby 76-80
Franklin Edwards 81-84
Steve Colter 86-88
Dexter Shouse 89-90
Ricky Green 90-91
Jeff Hornacek 92-94
Jeff Grayer 94-95
Mark Hendrickson 96-97
Nazr Mohammed 98-01
Efthimios Rentzias 02-03
Corliss Williamson 04-05
Jason Smith 07-10
Justin Holiday 12-13
Shelvin Mack 12-13
K.J. McDaniels 14-15
Sergio Rodriguez 16-17
James Michael McAdoo 17-18

15

Hal Greer 63-73

16

George Wilson 68-70
Bailey Howell 70-71
Marreese Speights 08-11
Francisco Elson* 11-12
Chris Johnson 14-15

17

Albert King 87-88
Charles Shackleford 91-93
Casper Ware 13-14
JJ Redick 17-18

18

Darrell Imhoff 68-70
Ollie Johnson 80-82
Derek Smith 88-90
Maalik Wayns 12-13
Marco Belinelli 17-18

19

Raja Bell* 00-01
Furkan Aldemir 14-15

20

Dave Gambee 63-67
Ron Filipek 67-68
Craig Raymond 68-69
Fred Hetzel 69-70
Dennis Awtrey 70-73
Doug Collins 73-81
Leon Wood 84-86
Danny Vranes 86-88
Ron Anderson 88-93
Michael Curry 93-94
Greg Graham 93-96
Greg Sutton 95-96
Frank King 96-97
Marko Milic 97-98
Eric Snow 97-04
Louis Amundson 06-08
Jodie Meeks 09-12
Brandon Davies* 13-14
Tim Frazier 14-15
Timothé Luwawu-Cabarrot 16-17
Markelle Fultz 17-18

21

Larry Costello 63-65, 66-68
Archie Clark 68-71
Lloyd (World) Free* 75-78
Kenny Payne 89-93
Derrick Alston 94-96
Joe Courtney 96-97
Larry Hughes 98-00
Matt Harpring 01-02
Greg Buckner 02-04
Matt Barnes 05-06
Thaddeus Young 07-14
Joel Embiid 14-18

22

Jerry Greenspan 63-65
Lee Shaffer 63-64
Larry Jones 64-65
Jesse Branson 65-66
Kevin Loughery 71-73
Larry Jones 73-74
Coniel Norman 74-76
Eric Money 78-80
Andrew Toney 80-88
Jim Farmer 90-91
Jim Jackson 97-98
Brian Shaw 97-98
Antonio Daniels 10-11
Richaun Holmes 15-18

23

Hubie White 63-64
Steve Courtin 64-65
Bill Bridges 71-73
Joe Bryant 75-79
Charles Jones 83-84
Bruce Kuczewski 83-84
Terry Catledge 85-86
Roy Hinson 86-88
Bob Thornton 87-91
Mitchell Wiggins 91-92
Tim Perry 92-96
Rex Walters 95-98
Rodney Buford 00-01
Tim James 01-02
Josh Davis 04-05
Louis Williams 05-12
Jason Richardson 12-15
Justin Anderson 16-17
Ersan Ilyasova* 17-18

24

Al Bianchi 63-66
Wali Jones 65-71, 75-76
Jerry Baskerville 75-76
Bobby Jones 78-86

25

Chet Walker 63-69
Dave Scholz 69-70
Fred Foster 70-72
Luther Green 72-73
Leroy Ellis 72-76
Earl Cureton 80-83
Kenny Green 85-87
David Wingate 86-89
Tharon Mayes 91-92
Jeff Malone 93-96
Don MacLean 96-97
Tom Chambers 97-98
Jerald Honeycutt 98-99
Damone Brown 01-02
Marc Jackson 03-05
Rodney Carney 06-08; 09-10
Darius Songaila 10-11
Xavier Silas 11-12
Elliot Williams 13-14
Ben Simmons 16-18

26

Connie Dierking 63-65, 70-71
Gerry Ward 65-66
Shaler Halimon 68-69
Cliff Anderson 70-71
Al Henry 70-72
Manny Leaks 72-73
Walt Wesley 74-75
John Tschogl 74-75
Kyle Korver 03-07
Phil Pressey 15-16

27

Larry Drew II* 17-18

28

Billy Melchionni 66-68
Bud Ogden 69-71
Rod Freeman 73-74
Andrew Lang 92-93

30

George McGinnis 75-78
Al Skinner 78-80
Vincent Askew 87-88
Lewis Lloyd 89-90
Jaren Jackson 94-95

UNIFORM NUMBERS SINCE 1963-64

Trevor Wilson 95-96
Tony Massenburg 95-96
Lucious Harris 96-97
Casey Shaw 98-99
Billy Owens 99-00
Stevin Smith 06-07
Reggie Evans 07-10
Dewayne Dedmon` 13-14
Byron Mullens 13-14
Drew Gordon 14-15
Ronny Turiaf 14-15
Justin Harper 16-17
Furkan Korkmaz 17-18

31

Mel Counts 72-73
John Q. Trapp 72-73
Mark McNamara 82-83
Steve Hayes 84-85
Mark McNamara 86-88
Shelton Jones 88-89
Jay Vincent 89-90
Brian Oliver 90-92
Glenn Robinson 03-04
Michael Bradley* 04-05
Zendon Hamilton* 05-06
Ivan McFarlin 06-07
Charles Jenkins 12-13
Hollis Thompson 13-17

32

Billy Cunningham 65-72; 74-76
Charles Barkley* 91-92

33

Ken Durrett 74-75
Jim Barnett 76-77
Reggie Johnson 82-83
Sam Williams 83-85
Paul Thompson 85-86
Hersey Hawkins 88-93
Darrin Hancock 98-99
Jumaine Jones 99-01
Willie Green 03-10
Craig Brackins 10-12
Andrew Bynum 12-13
Daniel Orton 13-14
Robert Covington 14-18

34

John Block 72-73
Don May 72-74
Clyde Lee 74-76
Glenn Mosley 77-78
Jim Sparnarkel 79-80
Charles Barkley* 84-91
Terry Cummings 97-98

35

Art Heyman 65-66
Dave Sorenson 72-73
Armon Gilliam 90-93
Clarence Weatherspoon 92-98
Art Long 02-03
Deng Gai 05-06
Herbert Hill 07-08
Henry Sims 13-15
Christian Wood 15-16
Trevor Booker 17-18

36

Jake Jones 71-72
Mike Price 72-73
Shawn Long 16-17

39

Jerami Grant 14-17

40

Tim McCormick 86-88
Kurt Nimphius 89-90
Dave Hoppen 90-92
Bill Edwards 93-94
Jerome Harmon 94-95
Mike Brown 95-96
Tyrone Hill 98-01; 02-03
Corie Blount 01-02
Jarvis Varnado 13-14

41

Greg Stokes 85-86
LaSalle Thompson 95-96
Kebu Stewart 97-98
Antonio Lang 99-00
Jabari Smith 01-02
Thomas Robinson 14-15

42

Jeff Halliburton 72-73
Luther Rackley 73-74
Harvey Catchings 74-79
Mike Bantom 81-82
Mike Gminski 87-91
Jerry Stackhouse 95-97
Zendon Hamilton* 03-04
Theo Ratliff* 97-01
Shavlik Randolph 05-08
Elton Brand 08-12; 15-16

43

Jeff Ruland 86-87, 91-92
Warren Kidd 93-94

44

Allen Bristow 73-75
Ralph Simpson 78-79
Monti Davis 80-81
Chris Welp 87-89
Rick Mahorn* 89-91
Lloyd Daniels 94-95
Derrick Coleman 95-98, 01-04
Harvey Grant 98-99
Alan Henderson 06-07

45

Bob Rule 71-73
Michael Ansley 91-92
Eddie Lee Wilkins 92-93
Eric Leckner 93-94
Adrian Caldwell 96-97
Steven Hunter 05-07

47

Andrei Kirilenko 14-15
Tiago Splitter 16-17

50

Lenny Chappell 63-64
Steve Mix 73-82
Robert Reid 90-91
Issac Austin 93-94
Mark Bradtke 96-97
Will Cunningham 97-98
Todd MacCulloch* 99-01
Sam Clancy 02-03
Theo Ratliff* 08-09
Lavoy Allen 11-14

51

Michael Ruffin 01-02

52

Wilson Washington 77-78
Matt Geiger 98-01
Calvin Booth 07-08

53

Darryl Dawkins 75-82
Stanley Roberts 99-00

54

Luke Jackson 64-72
Dale Schleuter 72-73
Ben Coleman 87-89
Ed Pinckney 95-96
Brian Skinner 02-03; 04-05
Rodney Rogers 04-05
Lee Nailon 05-06
Kwame Brown 12-13

55

Jayson Williams 90-92
Thomas Jordan 92-93
Alaa Abdelnaby 94-95
Scott Williams 94-99
Dikembe Mutombo 01-02

72

Jason Kapono 09-11

76

Shawn Bradley 93-96

88

Alexey Shved 14-15

**Wore two different numbers*

DRAFT HISTORY

1950

Lou Arko ..... Akron
Gerry Calabrese..... St. John's
Stan Christie .....USC
Bob Healey .....Georgia
Paul Hickey ..... Denver
Don Lofgran .....San Francisco
Paul Merchant..... Oklahoma
Bob Savage.....Syracuse
Makc Suprunowicz ..... Michigan
Glenn Wilkes ..... Mercer

1951

Glen Anderson .....Colorado A&M
Bato Govedarica ..... DePaul
Paul Horvath ..... North Carolina State
Tom Jockle .....Syracuse
Ray Kirkwasser..... Ithaca
John McConathy ..... NW Louisiana
Roy Reardon.....St. Francis (N.Y.)
Don Savage ..... LeMoyne
Bob Wheeler..... Idaho

1952

Jim Brasco .....New York University
Bud Donnelly .....La Salle
Jim Kennedy .....Duquesne
Bob Luchmueller..... Louisville
Ken McBride.....Maryland State
Harry Moore.....West Virginia
Bob Roche .....Syracuse

1953

Al Bailey.....Duquesne
Garrett Beshear.....Murray State
Glen Dille.....Tulsa
Joe Hughes..... Denver
Bill Hull.....Utah State
Bill Jenkins..... LeMoyne
Bill Kenville..... St. Bonaventure
Dick Knostman..... Kansas State
Andy McGowan.....Manhattan
Gerald Nappy .....Georgetown
James Neal.....Wofford
Warren Shockleford .....Tulsa

1954

Mel Besdin .....Syracuse
Jack Davidson.....UCLA
Dick Farley.....Indiana
Fletcher Johnson.....Duquesne
John Kerr.....Illinois
Gus Levett .....Franklin & Marshall
Don McLane .....Duquesne
Norman Pott ..... Wheaton
Paul Pottenburgh.....Siena
Jim Tucker.....Duquesne

1955

Ed Conlin.....Fordham
Mal Duffy.....St. Bonaventure
Cliff Dwyer .....North Carolina State
Frank Ehmann.....Northwestern
Ed Galvin..... Loyola (La.)
Stan Glowaski.....Seattle
Russ Lawler .....Stanford
Jack Sallee ..... Dayton
Marty Satalino..... St. John's
Don Schlundt ..... Indiana
Ron Tomsic .....Stanford

1956

Forest Able..... Western Kentucky
Willie Bergines.....West Virginia
Milt Graham ..... Colgate
Harvey Halbrook.....Oregon State
Joe Holup.....George Washington
Bob Hopkins..... Grambling
Paul Judson .....Illinois
Dick Julio ..... New Bedford State
Dick Kenyon..... LeMoyne
Jim McLaughlin..... St. Louis
Jim Ray .....Toledo
Jess Roh ..... Idaho State
Chuck Rolles ..... Cornell
Chester Webb... Georgia St. Teachers

** Early draft records are incomplete, so until 1956 players are listed alphabetically.*

Beginning in 1957, the draft is recorded round-by-round. To enable teams to take advantage of the regional popularity of college stars, they were given the option of forfeiting their first-round pick and instead selecting, before the start of the draft, a player from the franchise's immediate georgraphical area. These "territorial picks," as they were know, are not factored in to the overall selection count of the draft. The territorial option was in effect through 1965.

RD	PICK	PLAYER	FROM
		1957	
1	7	George Bon Salle	Illinois
2	15	Jim Morgan	Louisville
3	23	Vince Cohen	Syracuse
4	31	Jerry Mallett	Baylor
5	39	Frank Nimmo	Cincinnati
6	47	Lyndon Lee	Oklahoma City
7	54	Dick Gaines	Seton Hall
8	61	Cebe Prince	Marshall
9	68	Jim Brown	Syracuse
10	74	Jack Nichols	Colgate
12	81	Jim Weeks	New York Tech
		1958	
1	6	Connie Dierking	Cincinnati
2	14	Hal Greer	Marshall
3	21	John Nacincik	Maryland
4	29	Tommy Kearns	North Carolina
5	37	Fred Grim	Arkansas
6	45	Jack Mimitz	St. Louis
7	53	Pete Tillotson	Michigan
8	61	Ruel Tucker	Rockhurst (Mo.)
		1959	
1	4	Dick Barnett	Tennessee State
2	11	Gene Tormohlen	Tennessee
3	19	Jon Cincebox	Syracuse
4	27	Paul Neumann	Stanford
5	35	Roger Taylor	Illinois
6	43	Bob Dalton	California
7	51	Darnell Haney	Navy
		1960	
1	5	Lee Shaffer	North Carolina
2	13	Wilbur Trosch	St. Francis (Pa.)
3	21	Joe Roberts	Ohio State
4	29	Carl Cole	Eastern Kentucky
5	37	Jim Mudd	North Texas State
6	45	Herschell Turner	Nebraska
7	53	Bernie Kauffman	Kentucky
8	60	Don Lynch	LeMoyne
9	67	Bernie Findlay	San Diego State
		1957	
1	6	Ben Warley	Tennessee State
2	14	Chris Smith	Virginia Tech
3	28	Charles Osborne	Western Kentucky
4	37	Henry Whitney	Iowa State
5	46	Don Jacobson	South Dakota
6	55	Billy Joe Price	New Mexico St.
7	64	Roger Newman	Kentucky

DRAFT HISTORY

RD	PICK	PLAYER	FROM
8	73	Dave Mills	Seattle
9	81	Rex Tippitt	Grambling
10	88	Pete Chudy	Syracuse
11	96	Dick Sammons	LeMoyne

1962

1	4	Len Chappell	Wake Forest
2	12	Chet Walker	Bradley
3	21	Porter Meriwether	Tennessee St.
4	30	Bob McCully	St. Bonaventure
5	39	John Windsor	Stanford
6	48	Larry Van Eman	Wichita State
7	57	Bob Sharpenter	Georgetown
8	65	Jerry Harkness	Loyola (Ill.)
9	74	Vince Brewer	Iowa State

1963

1	6	Tom Hoover	Villanova
2	15	Hershell West	Grambling
3	24	Jerry Greenspan	Maryland
4	33	Ray Flynn	Providence
5	42	Tony Cerkvenik	Arizona State
6	51	Vince Brewer	Iowa State
7	60	Bill Brown	Howard Payne

1964

1	4	Lucious Jackson	Pan Am.
2	11	Ira Harge	New Mexico
3	20	Larry Jones	Toledo
4	29	Frank Corace	LaSalle
5	38	Lou Skurcenski	Westminster
6	47	Rick Kaminski	Yale
7	56	Gordon Hatton	Dayton
8	65	Bob Pelkington	Xavier
9	73	Jim Brennan	Clemson
10	80	Wylie Briggs	NC A&T
11	87	Tom Lowry	West VA
12	91	Julius Myers	Morris-Brown

1965

1	4	Billy Cunningham	UNC
2	9	Jesse Branson	Elon
3	18	Bob Weiss	Penn State
4	27	Henry Finkel	Dayton
5	36	Richie Moore	Villanova
6	45	Mitch Edwards	Pan American
7	54	John Young	Midwestern
8	62	Bob Barnek	St. Bonaventure
9	69	Gene West	Drake
10	75	Dean Church	SW Louisiana
11	81	Curt Fromal	LaSalle
12	87	Dan Anderson	Augsburg
13	92	Rich Parks	Tulsa
14	97	Jack Morgenthal	Houston
15	101	James Pitts	Georgia
16	105	Larry Rafferty	Fairfield

1966

1	9	Matt Goukas	St. Joseph's
2	19	Bill Melchionni	Villanova
3	29	Don Freeman	Illinois
4	39	Ken Wilburn	Central State
5	49	Tom Duff	St. Joseph's
6	59	Austin Robbins	Tennessee
9	83	Pat Caldwell	Rockhurst
10	90	Bob Bedell	Stanford

1967

RD	PICK	PLAYER	FROM
1	12	Craig Raymond	BYU
5	53	Jim Reid	Winston-Salem
6	65	Tim Powers	Creighton
7	77	Frank Card	S. Carolina State
8	89	Jim Connelly	Virginia
9	100	Ron Filipek	Tenn. Tech
10	111	Butch Erwin	Niagara
11	121	Ted Campbell	NC A&T
12	131	Hubie Marshall	LaSalle
13	139	George Mack	NC A&T
14	145	W. Brabender	Minn(Morris)
15	151	Sherman Dillard	Tulsa
16	156	Warren Chapman	W. Kentucky
17	159	Gary Paulk	Oklahoma State

1968

1	14	Shaler Halimon	Utah State
5	62	Larry Miller	North Carolina
6	76	Chuck Williams	Colorado
7	90	Bill Jones	Fairfield
8	104	Melvin Jones	Albany State
9	118	Clarence Brookins	Temple
10	132	Greg Cisson	Rider
11	145	Billy Soens	Miami
12	158	Ted Campbell	NC A&T
13	170	Earl Seyferth	Kansas State
14	181	Tom Youngdale	Davidson
15	189	George Mack	NC A&T
16	197	Joe Crews	Villanova
17	203	Nate Ware	Tennessee State

1969

1	13	Bud Ogden	Santa Clara
2	28	Willie Taylor	Lemoyne
3	42	Mike Grosso	Louisville
4	56	Dave Scholz	Illinois
5	70	Joe Cromer	Temple
6	84	John Jones	Villanova
7	98	Dave Hamilton	WV State
8	112	Jim Bowles	Trinity (Texas)
9	126	Larry Lewis	St. Francis (Pa.)
10	140	Bill Justus	Tennessee
11	154	Bruce Sloan	Kansas
12	167	Roland Taylor	LaSalle

1970

1	12	Al Henry	Wisconsin
3	46	Dennis Awtrey	Santa Clara
4	63	Dan Crenshaw	Ala. State
5	80	Perry Wallace	Vanderbilt
6	97	Jerry Venable	Kansas State
7	114	Carl Poole	Textile
8	112	Fran O'Hanlon	Villanova
9	148	Mike Hauer	St. Joseph's
10	165	Gordon Stiles	American
11	180	Dave Whitley	Tufts

1971

1	12	Dana Lewis	Tulsa
2	33	Marvin Stewart	Nebraska
3	46	Dave Wohl	Penn
4	63	Erwin Johnson	Augusta
5	80	Richard Hood	Phillips
6	97	Jake Jones	Assumption
7	114	Curtis Ford	NE Okla. State
8	131	Barry Yates	Maryland
9	147	Tom Lee	Arizona
10	163	Jim Dinwiddle	Kentucky
11	178	Dana Pagett	USC
12	191	Ken Kowall	Ohio
13	203	Hank Commodore	NW Okla.

DRAFT HISTORY

RD	PICK	PLAYER	FROM
		1972	
1	5	Fred Boyd	Oregon State
3	36	Charlie Tharp	Bellhaven
4	52	Marshall Wingate	Niagara
5	69	Joe Bynes	Ark. A,M&N
6	85	John Glover	Wiley
7	103	Curtis Pritchett	St. Aug.
8	118	Jim Kopp	Rockhurst
9	135	Rod Murray	LA State
10	147	Gary Watson	Wisconsin
		1973	
1	1	Doug Collins	Illinois State
1	4	*Mike Bantom	St. Joseph's
1	18	Raymond Lewis	LA State
2	21	Allan Bristow	Va. Tech
2	22	George McGinnis	Indiana
2	32	Caldwell Jones	Albany St.
4	53	Darryl Minnifield	New Mexico
5	70	Reggie Royals	Fla. State
6	87	Sterling Wright	Lincoln
7	104	James Greene	KY Wesleyan
8	121	Dave Langston	Drake
9	138	Harold Catchings	Har-Sim
10	152	Abe Steward	Jacksonville
11	166	Rod Freeman	Vanderbilt
12	175	Connie Warren	Xavier
13	183	Jim Crawford	LaSalle
14	189	Ernie Johnson	Michigan
15	194	Lionel Harris	Cincinnati
16	199	Larry Robinson	Tennessee
17	203	Tony Prince	St. John's

** Disallowed*

RD	PICK	PLAYER	FROM
		1974	
1	2	Marvin Barnes	Providence
2	19	Don Smith	Dayton
3	37	Coniel Norman	Arizona
3	42	Harvey Catchings	Har-Sim
4	55	Lawyer Taylor	Jacksonville
5	73	Gary Crowthers	Har-Sim
6	91	Mike Westra	USC
7	109	Dave Stoczynski	Gannon
8	127	Jimmy Powell	MTSU
9	145	Perry Warbington	Ga. Southern
10	162	Larry Witherspoon	Towson
		1975	
1	5	Darryl Dawkins	Evans HS
2	23	Lloyd Free	Guilford
3	39	Jim Baker	Hawaii
3	41	Charles Cleveland	Alabama
4	59	Louis Dunbar	Houston
5	77	Ken Tyler	Gonzaga
6	95	Ken Alston	Valdosta State
7	113	Mike Flynn	Kentucky
8	131	Freeman Blade	E. Montana
9	148	Larry Haralson	Drake
10	164	Rick Reed	Azusa Pacific
		1976	
1	12	Terry Furlow	Mich. State
2	---	*Melvin Bennett	Pitt.
3	47	Ron Norwood	DePaul
4	64	Freeman Blade	E. Montana
5	81	Jeff Brown	Missouri Western
6	99	Mike Dunleavy	S. Carolina
7	117	Phil Walker	Millersville
8	135	Lee Dixon	Hardin-Simmons
9	152	James Williams	Austin-Peay
10	168	Ed Stefanski	Penn

**Chosen in supplementary draft of ABA players*

RD	PICK	PLAYER	FROM
		1977	
1	20	Glenn Mosley	Seton Hall
2	25	Wilson Washington	Old Dominion
2	42	Robert Elliott	Arizona
2	43	Herman Harris	Arizona
3	65	Arnold Dugger	Oral Roberts
4	86	Jeff Jonas	Utah
5	108	Teko Wynder	Tulsa
6	129	George Gibson	Winston-Salem
7	49	Dennis Forrest	Nebraska
8	68	John Olive	Villanova
		1978	
2	36	Maurice Cheeks	W. Tex. St.
2	43	Glenn Hagan	St. Bon.
4	87	Brett Vroman	UNLV
5	107	Mark Haymore	UMass
6	130	Osborne Lockhart	Minnesota
7	151	Anthony Murray	Alabama
8	169	Allan Cunningham	Colorado St.
10	201	Dennis James	Widener
		1979	
1	16	Jim Spanarkel	Duke
2	36	Clint Richardson	Seattle
2	37	Bernard Toone	Marquette
3	58	Earl Cureton	Detroit
4	83	Mike Niles	CS (Fullerton)
5	103	Carl McPipe	Nebraska
6	136	Dan Hartshorne	Oregon
7	142	Bobby Willis	Penn
8	163	Rick Raivio	Portland
9	180	Coby Leavitt	Utah
10	198	Keith McCord	UAB
		1980	
1	8	Andrew Toney	SW Louisiana
1	21	Monti Davis	Tennessee State
2	44	Clyde Austin	NC State
3	67	Reggie Gaines	Winston-Sal. St.
4	85	Billy Bryant	W. Kentucky
4	90	Harold Hubbard	Savannah St.
5	113	Jim Swaney	Toledo
6	136	Donald Cooper	St. Augustine's
7	159	Richard Smith	Weber State
8	177	Martin Lemelle	Grambling
9	198	Luke Griffin	St. Joseph's
10	213	Joe Hand	King's (Pa.)
		1981	
1	22	Franklin Edwards	Cleveland St.
2	46	Vernon Smith	Texas A&M
3	68	Ernest Graham	Maryland
4	92	Rynn Wright	Texas A&M
5	114	Steve Craig	BYU
6	138	Mike Thomas	North Park
7	160	John Crawford	Kansas
8	183	Frank Gilroy	St. John's
9	202	Ron Wister	Temple
10	223	Pete Mullenberg	Delaware
		1982	
1	22	Mark McNamara	Cal
2	36	Mitchell Anderson	Bradley
2	45	Russ Schoene	Tenn.-Chattanooga
3	68	Dale Solomon	Va. Tech

DRAFT HISTORY

RD	PICK	PLAYER	FROM
4	74	Bruce Atkins	Duquesne
5	114	Donald Mason	Fresno State
6	137	Kevin Boyle	Iowa
7	160	Keith Hilliard	SW Missouri
8	183	Donald Seals	Jackson State
9	204	George Melton	Cheyney State
10	224	Randy Burkert	Drexel
		1983	
1	17	Leo Rautins	Syracuse
2	47	Ken Lyons	N. Texas State
3	64	Claude Riley	Texas A&M
3	70	Dan Ruland	James Madison
4	74	Kalpatrick Wells	Miss. State
4	93	Craig Robinson	Princeton
5	116	Mike Milligan	Tenn. State
6	139	Sedale Threatt	WV Tech
7	162	Tony Bruin	Syracuse
8	184	Gordon Austin	American
9	206	Charles Fischer	JMU
10	228	Norm Horvitz	Phila. Phar.
		1984	
1	5	Charles Barkley	Auburn
1	10	Leon Wood	Cal State (Full.)
1	22	Tom Sewell	Lamar
3	48	James Banks	Georgia
3	68	Earl "Butch" Graves	Yale
4	91	Earl Harrison	Morehead St.
5	114	Dan Federmann	Tennessee
6	137	Gary Springer	Iona
7	160	Richard Congo	Drexel
8	183	Frank Dobbs	Villanova
9	205	Mike Mitchell	Drexel
10	227	Martin Clark	Boston College
		1985	
1	21	Terry Catledge	South Alabama
2	33	Greg Stokes	Iowa
2	44	Voise Winters	Bradley
3	67	Steve Black	LaSalle
4	90	Derrick Gervin	Texas-SA
5	113	Carl Wright	SMU
6	136	Daryl Lloyd	Drake
7	159	Jaye Andrews	Bucknell
		1986	
2	44	David Wingate	Georgetown
3	56	Keith Colbert	Virginia Tech
3	67	Ron Rowan	St. John's
4	90	Wes Stallings	ETSU
5	113	Kevin Holmes	DePaul
6	136	Andre McCloud	Seton Hall
7	159	Dan Palombizio	Ball State
		1987	
1	16	Chris Welp	Washington
2	39	Vincent Askew	Memphis State
2	43	Andrew Kennedy	Virginia
3	57	Hansi Gnad	Alaska-Anchorage
3	62	Eric Riggins	Rutgers
4	85	Brian Rahilly	Tulsa
5	108	Frank Ross	American
6	131	Tracy Foster	UAB
7	154	Eric Semisch	West Virginia
		1988	
1	3	Charles Smith	Pittsburgh
2	31	Everette Stephens	Purdue
3	57	Herman Montenegro	LSU
		1989	
1	19	Kenny Payne	Louisville
2	44	Reggie Cross	Hawaii
2	54	Toney Mack	Georgia
		1990	
2	32	Brian Oliver	Georgia Tech.
2	47	Derek Strong	Xavier (Ohio)
		1991	
2	44	Alvaro Teheran	Houston
		1992	
1	9	Clarence Weatherspoon	So. Miss.
		1993	
1	2	Shawn Bradley	Brigham Young
2	32	Alphonso Ford	Miss. Valley State
		1994	
1	6	Sharone Wright	Clemson
1	20	B.J. Tyler	Texas
2	33	Derrick Alston	Duquesne
		1995	
1	3	Jerry Stackhouse	North Carolina
		1996	
1	1	Allen Iverson	Georgetown
2	31	Ryan Minor	Oklahoma
2	32	Mark Hendrickson	Washington State
2	48	Jamie Feick	Michigan State
		1997	
1	2	Keith Van Horn	Utah
2	34	Marko Milic	Slovenia
2	36	Kebu Stewart	Cal-Bakersfield
2	37	James Collins	Florida State

NOTE: Traded Van Horn, Michael Cage, Lucious Harris and Don MacLean to New Jersey for Tim Thomas (7th overall), rights to Anthony Parker, Jim Jackson and Eric Montross.

		1998	
1	8	Larry Hughes	St. Louis
2	37	Casey Shaw	Toledo

NOTE: Acquired draft rights to Nazr Mohammed (29th overall) from Utah for a future first round pick.

		1999	
2	47	Todd MacCulloch	Washington

NOTE: Acquired draft rights to Jumaine Jones (27th overall) from Atlanta in exchange for a future first round pick.

		2000	
1	20	Craig 'Speedy' Claxton	Hofstra
2	48	Mark Karcher	Temple
		2001	
1	26	Samuel Dalembert	Seton Hall
2	37	Damone Brown	Syracuse
2	57	Alvin Jones	Georgia Tech
		2002	
1	16	Jiri Welsch	Slovenia
2	45	Sam Clancy	USC*

NOTE: Traded Welsch to Golden State in exchange for future protected first round pick and regained 2005 first round pick. Also acquired John Salmons (26th overall), Mark Bryant and draft rights

HISTORY

DRAFT HISTORY

RD	PICK	PLAYER	FROM

to Randy Holcomb from San Antonio for Speedy Claxton. Also traded their second round pick along with a 2006 second round pick to Atlanta for rights to Efthimios Rentzias (23rd pick in 1996).

2003

2	50	Paccelis Morlende	France*

NOTE: Traded Morlende and cash considerations to Seattle for Willie Green (41st overall). Also acquired Kyle Korver (51st overall) from New Jersey for cash considerations.

2004

1	9	Andre Iguodala	Arizona

2005

2	45	Louis Williams	South Gwinnett HS (Ga.)

2006

1	13	Thabo Sefolosha	Switzerland*

NOTE: Traded Sefolosha to Chicago for Rodney Carney (16th overall selection), a 2007 second round pick and cash considerations. Also acquired Bobby Jones (37th overall) from Minnesota in exchange for the 76ers second round pick in 2007 and cash considerations. Acquired Edin Bavcic (56th overall) from Toronto in exchange for cash considerations.

2007

1	12	Thaddeus Young	Georgia Tech
1	21	Daequan Cook	Ohio State*
1	30	Petteri Koponen	Finland*
2	38	Kyrylo Fesenko	Ukraine*

NOTE: Traded Cook, 2009 second rond draft pick and cash to Miami Heat for Jason Smith (21st overall). Traded Koponen to Portland for Derrick Byars (42nd overall) and cash considerations. Traded Fesenko to Utah for Herbert Hill (55th overall) and draft considerations.

2008

1	16	Marreese Speights	Florida

2009

1	17	Jrue Holiday	UCLA

2010

1	2	Evan Turner	Ohio State

2011

1	16	Nikola Vucevic	USC
2	50	Lavoy Allen	Temple

2012

1	15	Maurice Harkless	St. John's
2	45	Justin Hamilton	Louisiana State
2	54	Tornike Shengelia	Georgia

NOTE: Traded Hamilton and a protected future first round pick to Miami in exchange for the rights to Arnett Moultrie (27th overall). Traded Shengelia to Brooklyn in exchange for cash considerations.

2013

1	11	Michael Carter-Williams	Syracuse
2	35	Glen Rice, Jr.	NBADL/Georgia Tech
2	42	Pierre Jackson	Baylor

NOTE: Acquired the rights to Nerlens Noel (6th overall) and a 2014 first round pick from New Orleans in exchange for Jrue Holiday and the rights to Pierre Jackson... Traded Rice, Jr. to Washington in

RD	PICK	PLAYER	FROM

exchange for the rights to Nate Wolters (38th overall) and Arsalan Kazemi (54th overall)... Traded Wolters to Milwaukee in exchange for the rights to Ricky Ledo (43rd overall) and a 2014 second round pick belonging to Houston... Traded Ledo to Dallas in exchange for a 2014 second round pick owned by Brooklyn.

2014

1	3	Joel Embiid	Kansas
1	10	Elfrid Payton	Louisiana-Lafayette
2	32	K.J. McDaniels	Clemson
2	39	Jerami Grant	Syracuse
2	47	Russ Smith	Louisville
2	52	Vasilije Micic	Serbia
2	54	Nemanja Dangubic	Serbia

NOTE: Traded Payton to Orlando in exchange for Dario Šarić (12th overall), a second round pick in 2015 and a future first round pick... Traded Smith to New Orleans in exchange for the rights to Pierre Jackson... Traded Dangubic to San Antonio for Cory Jefferson (60th overall) and Jordan McRae (58th overall)... Traded Jefferson to Brooklyn for cash considerations.

2015

1	3	Jahlil Okafor	Duke
2	37	Richaun Holmes	Bowling Green
2	47	Arturas Gudaitis	Lithuania
2	58	J.P. Tokoto	North Carolina
2	60	Luka Mitrovic	Serbia

NOTE: Rights to Gudaitis and Mitrovic were traded to Sacramento on July 10 in exchange for Nik Stauskas, Carl Landry, Jason Thompson, a future first round pick and the rights to swap first round picks in 2016 and 2017.

2016

1	1	Ben Simmons	Lousiana State
1	24	Timothe Luwawu-Cabarrot	France
1	26	Furkan Korkmaz	Turkey

2017

1	1	Markelle Fultz	Washington
2	36	Jonah Bolden	Australia
2	39	Jawun Evans	Oklahoma State
2	49	Sterling Brown	SMU
2	50	Mathias Lessort	France

NOTE: Rights to Brown were traded to Milwaukee on July 6 for cash considerations...Rights to Evans were traded on July 6 to the Clippers for cash considerations

2018

1	*10*	*Mikal Bridges*	*Villanova*
1	*26*	*Landry Shamet*	*Wichita State*
2	*38*	*Khyri Thomas*	*Creighton*
2	*39*	*Isaac Bonga*	*Germany*
2	*56*	*Ray Spalding*	*Louisville*
2	*60*	*Kostas Antetokounmpo*	*Dayton*

NOTE: Rights to Bridges were traded to Phoenix on June 21 for the rights to Zhaire Smith and Miami's 2021 first round draft pick...Rights to Thomas were traded to Detroit on June 21 for 2021 second round draft pick and 2023 second round draft pick... Rights to Bonga were traded to L.A. Lakers on July 6 for cash considerations and Chicago's 2019 second round draft pick...Rights to Spalding and Antetokounmpo were traded to Dallas on June 22 for the rights to Shake Milton.

ALL-TIME SEASON-BY-SEASON STATISTICS

	G	W	L	FGM	FGA	FG%	3P	3PM	3P%	FTM	FTA	FT%
1949-50	64	51	13	1869	5276	.354	—	—	—	1691	2396	.706
1950-51	66	32	34	1884	5365	.351	—	—	—	1912	2634	.726
1951-52	66	40	26	1894	5207	.364	—	—	—	1933	2589	.747
1952-53	71	47	24	1942	5329	.364	—	—	—	2197	2950	.745
1953-54	72	42	30	2054	5579	.368	—	—	—	1905	2650	.719
1954-55	72	43	29	2360	6343	.372	—	—	—	1837	2450	.750
1955-56	72	35	37	2466	6661	.370	—	—	—	2044	2703	.756
1956-57	72	38	34	2550	6915	.369	—	—	—	2075	2613	.794
1957-58	72	41	31	2823	7336	.385	—	—	—	2075	2617	.793
1958-59	72	35	37	3050	7490	.407	—	—	—	2046	2642	.775
1959-60	75	45	30	3406	8135	.419	—	—	—	2105	2687	.783
1960-61	79	38	41	3654	8746	.418	—	—	—	2278	2948	.773
1961-62	80	41	39	3706	8885	.417	—	—	—	2246	2890	.777
1962-63	80	48	32	3690	8300	.445	—	—	—	2350	3005	.782
1963-64	80	34	46	3394	8116	.418	—	—	—	2184	2851	.766
1964-65	80	40	40	3391	8028	.422	—	—	—	2221	3011	.738
1965-66	80	55	25	3650	8189	.446	—	—	—	2087	3141	.664
1966-67	81	68	13	3912	8103	.483	—	—	—	2319	3411	.680
1967-68	82	62	20	3965	8414	.471	—	—	—	2121	3338	.635
1968-69	82	55	27	3754	8274	.454	—	—	—	2238	3087	.725
1969-70	82	42	40	3915	8345	.469	—	—	—	2168	2884	.752
1970-71	82	47	35	3608	8026	.450	—	—	—	2199	2967	.741
1971-72	82	30	52	3577	8057	.444	—	—	—	2049	2825	.725
1972-73	82	9	73	3471	8264	.420	—	—	—	1598	2130	.750
1973-74	82	25	57	3371	7702	.432	—	—	—	1633	2118	.771
1974-75	82	34	48	3325	7476	.445	—	—	—	1530	2043	.749
1975-76	82	46	36	3462	7752	.447	—	—	—	1811	2469	.733
1976-77	82	50	32	3511	7322	.480	—	—	—	2012	2732	.736
1977-78	82	55	27	3628	7471	.486	—	—	—	2153	2863	.752
1978-79	82	47	35	3584	7338	.488	—	—	—	1815	2411	.753
1979-80	82	59	23	3523	7156	.492	27	125	.216	1876	2431	.772
1980-81	82	62	20	3636	7073	.514	19	84	.226	1865	2427	.768
1981-82	82	58	24	3616	6974	.518	41	139	.295	1846	2471	.747
1982-83	82	65	17	3600	7212	.499	25	109	.229	1966	2650	.742
1983-84	82	52	30	3384	6833	.495	29	107	.271	2041	2706	.754
1984-85	82	58	24	3443	6992	.492	59	224	.263	2316	2883	.803
1985-86	82	54	28	3435	7058	.487	51	224	.228	2130	2810	.758
1986-87	82	45	37	3335	6792	.491	88	340	.259	1971	2617	.753
1987-88	82	36	46	3214	6785	.474	152	471	.325	2087	2731	.764
1988-89	82	46	36	3500	7201	.486	204	646	.316	1970	2504	.787
1989-90	82	53	29	3437	7028	.489	189	543	.348	1976	2509	.788
1990-91	82	44	38	3289	6925	.475	195	618	.316	1868	2366	.790
1991-92	82	35	47	3187	6761	.471	227	680	.334	1757	2267	.775
1992-93	82	26	56	3225	7075	.456	330	941	.351	1776	2259	.786
1993-94	82	25	57	3103	6819	.455	318	942	.338	1509	2112	.714
1994-95	82	24	58	2949	6577	.448	355	936	.379	1567	2125	.737
1995-96	82	18	64	2796	6418	.436	492	1438	.342	1662	2263	.734
1996-97	82	22	60	3003	6850	.438	433	1356	.319	1776	2450	.725
1997-98	82	31	51	2837	6409	.443	243	810	.300	1734	2352	.737
1998-99	50	28	22	1656	3883	.426	98	371	.264	1073	1486	.722
1999-00	82	49	33	2993	6776	.442	208	643	.323	1577	2226	.708
2000-01	82	56	26	2902	6487	.447	262	803	.326	1697	2277	.745
2001-02	82	43	39	2804	6436	.436	214	715	.299	1639	2104	.779
2002-03	82	48	34	2975	6640	.448	245	787	.311	1746	2256	.775
2003-04	82	33	49	2682	6260	.428	339	992	.342	1512	2009	.753
2004-05	82	43	39	2946	6736	.437	505	1453	.348	1731	2194	.789
2005-06	82	38	44	3001	6546	.458	375	1031	.364	1770	2330	.760
2006-07	82	35	47	2932	6408	.458	284	823	.345	1637	2135	.767
2007-08	82	40	42	3056	6648	.460	302	952	.317	1509	2137	.706
2008-09	82	41	41	2997	6532	.459	341	1072	.318	1652	1792	.745
2009-10	82	27	55	3087	6706	.460	474	1381	.343	1366	1808	.756
2010-11	82	41	41	3125	6776	.461	443	1248	.355	1426	1851	.770
2011-12	66	35	31	2471	5516	.448	349	963	.362	889	1198	.742
2012-13	82	34	48	3059	6895	.444	518	1438	.360	1004	1752	.760
2013-14	82	19	63	3108	7150	.435	577	1847	.312	1362	1918	.754
2014-15	82	18	64	2765	6777	.408	692	2160	.320	1320	1953	.676
2015-16	82	10	72	2970	6887	.431	764	2255	.339	1284	1850	.694
2016-17	82	28	54	3088	6992	.442	831	2443	.340	1393	1806	.771
2017-18	82	52	30	3349	7098	.472	901	2445	.369	1405	1868	.752

ALL-TIME SEASON-BY-SEASON STATISTICS

	Off.	Def.	REB	A	PF	DQ	STL	BS	TO	PTS	PPG	OPTS	OPPG
1949-50	—	—	—	1473	1833	-	—	—	—	5429	84.8	4907	76.7
1950-51	—	—	3259	1493	1995	64	—	—	—	5680	86.1	5644	85.5
1951-52	—	—	3603	1373	1970	49	—	—	—	5721	86.7	5427	82.2
1952-53	—	—	3472	1459	2132	49	—	—	—	6081	85.6	5775	81.3
1953-54	—	—	3652	1541	1852	28	—	—	—	6013	83.5	5660	78.6
1954-55	—	—	3933	1778	1658	20	—	—	—	6557	91.1	6457	89.7
1955-56	—	—	4060	1710	1783	32	—	—	—	6976	96.9	6975	96.9
1956-57	—	—	4350	1282	1809	34	—	—	—	7175	99.7	7277	101.1
1957-58	—	—	4895	1298	1820	28	—	—	—	7721	107.2	7564	105.1
1958-59	—	—	4900	1340	1961	44	—	—	—	8146	113.1	7855	109.1
1959-60	—	—	5404	1776	1940	39	—	—	—	8917	118.9	8730	116.4
1960-61	—	—	5726	1824	2279	43	—	—	—	9586	121.3	9416	119.2
1961-62	—	—	5759	1791	2344	53	—	—	—	9568	120.7	9473	118.4
1962-63	—	—	5511	1842	2179	33	—	—	—	9730	121.6	9247	117.8
1963-64	—	—	5132	1543	2251	38	—	—	—	8972	112.2	9821	116.5
1964-65	—	—	5246	1692	2096	53	—	—	—	9003	112.5	9015	112.7
1965-66	—	—	5652	1905	2094	39	—	—	—	9387	117.3	9103	112.7
1966-67	—	—	5701	2138	1906	30	—	—	—	10,143	125.2	9378	115.8
1967-68	—	—	5914	2197	1851	24	—	—	—	10,051	122.6	9346	114.0
1968-69	—	—	5216	1914	2145	43	—	—	—	9746	118.9	9332	113.8
1969-70	—	—	5200	2127	2196	47	—	—	—	9998	121.9	9718	118.5
1970-71	—	—	4437	1976	2168	34	—	—	—	9415	114.8	9288	113.3
1971-72	—	—	4318	1920	2203	50	—	—	—	9203	112.2	9504	115.9
1972-73	—	—	4174	1688	1984	28	—	—	—	8540	104.1	9531	116.2
1973-74	1182	2626	3808	1799	1964	25	756	220	1665	8295	101.2	8817	107.5
1974-75	1200	2706	3906	1709	1974	34	576	263	1591	8180	99.8	8431	102.8
1975-76	1385	2684	4069	1658	2187	35	809	367	1729	8735	106.5	8714	106.3
1976-77	1293	2752	4045	1966	2074	18	814	561	1915	9034	110.2	8711	106.2
1977-78	1299	2694	3993	2220	2188	20	800	548	1752	9409	114.7	8987	109.6
1978-79	1149	2712	3861	2253	2072	26	779	599	1771	8983	109.5	8831	107.7
1979-80	1187	2635	3822	2226	1860	17	792	652	1708	8949	109.1	8603	104.9
1980-81	1091	2618	3709	2369	2061	21	857	591	1702	9156	111.7	8512	103.8
1981-82	1031	2389	3420	2264	2183	18	856	622	1474	9119	111.2	8649	105.5
1982-83	1334	2596	3930	2016	4041	11	812	577	1627	9191	112.1	8562	104.4
1983-84	1181	2382	3563	2032	2040	13	807	653	1628	8838	107.8	8658	105.6
1984-85	1301	2364	3665	1999	1971	11	817	534	1575	9261	112.9	8925	108.8
1985-86	1326	2378	3704	2017	1798	13	862	490	1595	9051	110.4	8858	108.0
1986-87	1178	2327	3505	1943	1774	15	768	540	1519	8729	106.5	8745	106.6
1987-88	1219	2307	3526	1897	1866	20	672	465	1433	8667	105.7	8785	107.1
1988-89	1143	2356	3499	2110	1721	8	689	354	1214	9174	111.9	9051	110.4
1989-90	1111	2406	3517	1932	1697	10	687	365	1209	9039	110.2	8630	105.2
1990-91	984	2496	3480	1824	1629	11	678	479	1230	8641	105.4	8656	105.6
1991-92	1058	2309	3367	1755	1582	8	692	482	1238	8358	101.9	8462	103.2
1992-93	1031	2431	3462	2038	1604	9	672	566	1362	8556	104.3	9029	110.1
1993-94	1012	2394	3406	1827	1488	7	663	525	1368	8033	98.0	8568	105.6
1994-95	1105	2230	3335	1566	1835	34	643	576	1355	7820	95.4	8236	100.4
1995-96	1031	2161	3192	1629	1777	16	643	420	1414	7746	94.5	8566	104.5
1996-97	1267	2355	3622	1695	1733	24	683	394	1437	8215	100.2	8715	106.7
1997-98	1125	2294	3419	1729	1878	16	729	490	1354	7651	93.3	7847	95.7
1998-99	729	1428	2157	934	1152	18	542	271	822	4483	89.7	4380	87.6
1999-00	1147	2468	3615	1817	1939	17	791	386	1284	7771	94.8	7661	93.4
2000-01	1075	2600	3675	1692	1673	11	690	408	2927	763	94.7	7412	90.4
2001-02	1092	2534	3626	1638	1645	7	705	363	1256	7461	91.0	7330	89.4
2002-03	1042	2415	3457	1771	1804	19	844	284	1212	7941	96.8	7752	94.5
2003-04	941	2408	3349	1640	1701	11	654	358	1307	7215	88.0	7419	90.5
2004-05	909	2536	3445	1710	1878	19	756	321	1274	8128	99.1	8189	99.9
2005-06	873	2425	3298	1653	1712	18	651	404	1159	8147	99.4	8307	101.3
2006-07	899	2353	3252	1669	1671	14	590	390	1258	7785	94.9	8033	98.0
2007-08	1067	2370	3437	1673	1620	7	712	400	1172	7923	96.6	7889	96.2
2008-09	1039	2336	3375	1647	1650	5	658	415	1157	7987	97.4	7981	97.3
2009-10	941	2421	3362	1723	1677	10	667	439	1192	8014	97.7	8334	101.6
2010-11	850	2578	3428	1861	1592	10	621	355	1063	8119	99.0	7996	97.5
2011-12	704	2144	2848	1453	1157	7	526	340	738	6180	93.6	5900	89.4
2012-13	896	2493	3389	1867	1505	6	609	384	1070	7640	93.2	7914	96.5
2013-14	949	2556	3505	1791	1844	12	765	330	1384	8155	99.5	9012	109.9
2014-15	978	2536	3514	1683	1778	10	789	487	1453	7542	92.0	8278	101.0
2015-16	777	2605	3382	1765	1780	—	680	495	1343	7988	97.4	8827	107.6
2016-17	807	2706	3513	1949	1793	—	692	420	1366	8400	102.4	8867	108.1
2017-18	893	2996	3889	2221	1811	—	682		420	1353	9004	8635	105.3

SEASON-BY-SEASON RECORD BREAKDOWN

YEAR	COACH	W-L	PCT.	HOME	AWAY	NEUTRAL	GB	POS
1949-50	Al Cervi	51-13	.797	31-1	15-12	5-0	--	1st
1950-51	Al Cervi	32-34	.485	24-9	8-25		8	4th
1951-52	Al Cervi	40-26	.606	26-7	12-18	2-1	--	1st
1952-53	Al Cervi	47-24	.662	32-2	10-19	5-3	--	2nd
1953-54	Al Cervi	42-30	.583	26-6	11-18	5-6	2	T-2nd
1954-55	Al Cervi	43-29	.597	25-7	10-16	8-6	--	1st*
1955-56	Al Cervi	35-37	.486	23-8	9-19	3-10	10	3rd
1956-57	Al Cervi-Paul Seymour	38-34	.528	22-9	12-19	4-6	6	2nd
1957-58	Paul Seymour	41-31	.569	26-5	9-21	6-5	8	2nd
1958-59	Paul Seymour	35-37	.486	19-12	12-17	4-8	17	3rd
1959-60	Paul Seymour	45-30	.600	26-4	11-19	8-7	14	3rd
1960-61	Alex Hannum	38-41	.481	19-9	8-21	11-11	19	3rd
1961-62	Alex Hannum	41-39	.512	18-10	11-19	12-10	19	3rd
1962-63	Alex Hannum	48-32	.600	23-5	13-19	12-8	10	2nd
1963-64	Dolph Schayes	34-46	.425	18-12	12-22	4-12	25	3rd
1964-65	Dolph Schayes	40-40	.500	13-12	9-21	18-7	22	3rd
1965-66	Dolph Schayes	55-25	.688	22-3	20-17	13-5	--	1st
1966-67	Alex Hannum	68-13	.840	28-2	26-8	14-3	--	1st*
1967-68	Alex Hannum	62-20	.756	27-8	25-12	10-0	--	1st
1968-69	Jack Ramsay	55-27	.671	26-8	24-16	5-3	2	2nd
1969-70	Jack Ramsay	42-40	.512	22-16	16-22	4-2	18	4th
1970-71	Jack Ramsay	47-35	.573	24-15	21-18	2-2	5	2nd
1971-72	Jack Ramsay	30-52	.366	14-23	14-26	2-3	26	3rd
1972-73	Roy Rubin-Kevin Loughery	9-73	.110	5-27	2-35	2-11	59	4th
1973-74	Gene Shue	25-57	.305	14-23	9-30	2-4	26	4th
1974-75	Gene Shue	34-48	.415	20-21	14-27	-	31	4th
1975-76	Gene Shue	46-36	.561	34-7	12-29	-	8	T-2nd
1976-77	Gene Shue	50-32	.610	32-9	18-23	-	-	1st
1977-78	Gene Shue-Billy Cunningham	55-27	.671	37-4	18-23	-	-	1st
1978-79	Billy Cunningham	47-35	.573	31-10	16-25	-	7	2nd
1979-80	Billy Cunningham	59-23	.720	36-5	23-18	-	2	2nd
1980-81	Billy Cunningham	62-20	.756	37-4	25-16	-	-	T-1st
1981-82	Billy Cunningham	58-24	.707	32-9	26-15	-	-	2nd
1982-83	Billy Cunningham	65-17	.793	35-6	30-11	-	-	1st*
1983-84	Billy Cunningham	52-30	.634	32-9	20-21	-	10	2nd
1984-85	Billy Cunningham	58-24	.707	34-7	24-17	-	5	2nd
1985-86	Matt Guokas	54-28	.659	31-10	23-18	-	13	2nd
1986-87	Matt Guokas	45-37	.549	28-13	17-24	-	14	2nd
1987-88	Matt Guokas-Jim Lynam	36-46	.439	27-14	9-32	-	21	4th
1988-89	Jim Lynam	46-36	.561	30-11	16-25	-	6	2nd
1989-90	Jim Lynam	53-29	.646	34-7	19-22	-	-	1st
1990-91	Jim Lynam	44-38	.537	29-12	15-26	-	12	2nd
1991-92	Jim Lynam	35-47	.427	23-18	12-29	-	16	5th
1992-93	Doug Moe-Fred Carter	26-56	.317	15-26	11-30	-	34	6th
1993-94	Fred Carter	25-57	.305	15-26	10-31	-	32	6th
1994-95	John Lucas	24-58	.293	14-27	10-31	-	33	6th
1995-96	John Lucas	18-64	.220	11-30	7-34	-	42	7th
1996-97	Johnny Davis	22-60	.268	11-30	11-30	-	39	6th
1997-98	Larry Brown	31-51	.378	19-22	12-29	-	24	7th
1998-99	Larry Brown	28-22	.560	17-8	11-14	-	5	3rd
1999-00	Larry Brown	49-33	.598	29-12	20-21	-	3	3rd
2000-01	Larry Brown	56-26	.683	29-12	27-14	-	-	1st
2001-02	Larry Brown	43-39	.524	22-19	21-20	-	9	6th
2002-03	Larry Brown	48-34	.585	25-16	23-18	-	2	4th
2003-04	Randy Ayers-Chris Ford	33-49	.402	21-20	12-29	-	14	5th
2004-05	Jim O'Brien	43-39	.524	25-16	18-23	-	2	3rd
2005-06	Maurice Cheeks	38-44	.463	23-18	15-26	-	11	2nd
2006-07	Maurice Cheeks	35-47	.427	21-20	14-27	-	12	3rd
2007-08	Maurice Cheeks	40-42	.488	22-19	18-23	-	26	3rd
2008-09	Maurice Cheeks-Tony DiLeo	41-41	.500	24-17	17-24	-	21	2nd
2009-10	Eddie Jordan	27-55	.329	12-29	15-26	-	23	4th
2010-11	Doug Collins	41-41	.500	26-15	15-26	-	15	3rd
2011-12	Doug Collins	35-31	.530	19-14	16-17	-	4	3rd
2012-13	Doug Collins	34-48	415	23-18	11-30	-	20	4th
2013-14	Brett Brown	19-63	.232	10-31	9-32	-	29	5th
2014-15	Brett Brown	18-64	.220	12-29	6-35	-	31	4th
2015-16	Brett Brown	10-72	.122	7-34	3-38	-	46	5th
2016-17	Brett Brown	28-54	.341	17-24	11-30	-	25	4th
2017-18	Brett Brown	52-30	.634	30-11	22-19	0-1	7	3rd
FRANCHISE TOTALS		**2806-2662**	**.513**	**1614-962**	**1029-1565**	**163-135**		
				.627	**.397**	**.547**		

SEASON-BY-SEASON MONTHLY RECORD BREAKDOWN

	OCT. W-L	NOV. W-L	DEC. W-L	JAN. W-L	FEB. W-L	MARCH W-L	APRIL W-L	MAY W-L	TOTAL W-L
1949-50	-	13-1	11-3	9-3	11-4	7-2	-	-	51-13
1950-51	-	7-7	7-7	7-7	7-7	4-6	-	-	32-34
1951-52	-	10-3	7-8	12-2	6-8	5-5	-	-	40-26
1952-53	-	9-4	9-7	11-4	10-6	8-3	-	-	47-24
1953-54	0-1	9-7	9-6	11-5	7-9	6-2	-	-	42-30
1954-55	0-1	9-3	8-9	8-8	12-5	6-3	-	-	43-29
1955-56	-	6-6	8-8	6-11	11-7	4-5	-	-	35-37
1956-57	2-0	2-10	6-7	13-7	11-6	4-4	-	-	38-34
1957-58	1-1	6-8	11-5	10-8	10-7	3-2	-	-	41-31
1958-59	1-1	6-9	7-7	11-7	6-10	4-3	-	-	35-37
1959-60	2-2	9-5	7-7	11-9	12-6	4-1	-	-	45-30
1960-61	1-3	5-7	8-8	10-9	12-6	2-8	-	-	38-41
1961-62	3-3	6-7	5-12	11-8	11-6	5-3	-	-	41-39
1962-63	4-1	9-5	6-9	9-8	14-6	6-3	-	-	48-32
1963-64	2-3	6-7	8-7	7-11	7-10	4-8	-	-	34-46
1964-65	3-4	8-6	8-8	8-7	9-7	4-8	-	-	40-40
1965-66	3-0	9-8	9-5	13-4	10-7	11-1	-	-	55-25
1966-67	5-0	15-2	15-1	12-3	11-4	10-3	-	-	68-13
1967-68	5-1	10-6	15-2	8-6	14-2	10-3	-	-	62-20
1968-69	3-2	9-4	14-4	9-7	12-5	8-5	-	-	55-27
1969-70	4-2	6-11	11-6	8-7	7-8	6-6	-	-	42-40
1970-71	6-4	9-8	9-6	10-6	7-6	6-5	-	-	47-35
1971-72	7-2	4-10	4-12	7-7	4-10	4-11	-	-	30-52
1972-73	0-9	2-13	1-13	1-16	5-9	0-13	-	-	9-73
1973-74	2-7	6-8	3-12	4-8	5-11	5-11	-	-	25-57
1974-75	3-3	4-10	7-8	6-9	7-7	7-8	0-3	-	34-48
1975-76	2-1	10-5	9-5	8-8	6-8	7-7	4-2	-	46-36
1976-77	3-2	8-6	7-6	11-3	7-5	11-6	3-4	-	50-32
1977-78	2-3	14-2	6-6	10-3	9-5	12-3	2-5	-	55-27
1978-79	5-1	9-5	9-5	6-7	6-8	9-8	3-1	-	47-35
1979-80	8-1	10-6	9-4	11-3	10-3	11-6	-	-	59-23
1980-81	8-2	15-1	10-4	11-3	10-3	8-7	-	-	62-20
1981-82	2-0	11-1	9-5	8-8	10-2	10-6	8-2	-	58-24
1982-83	2-0	11-3	11-2	14-1	11-1	11-5	5-5	-	65-17
1983-84	2-0	11-3	8-4	8-7	6-9	13-3	4-4	-	52-30
1984-85	3-0	9-4	12-2	12-3	10-4	8-7	4-4	-	58-24
1985-86	2-1	7-7	10-4	11-5	8-4	11-6	5-1	-	54-28
1986-87	1-0	9-4	6-10	10-5	5-7	9-6	5-5	-	45-37
1987-88	-	5-6	7-7	7-9	4-10	9-6	4-8	-	36-46
1988-89	-	10-5	5-9	9-5	6-5	9-7	7-5	-	46-36
1989-90	-	8-4	7-9	12-3	8-5	11-5	7-3	-	53-29
1990-91	-	10-6	9-4	4-9	8-5	9-8	4-6	-	44-38
1991-92	-	7-9	6-7	9-7	5-8	4-11	4-5	-	35-47
1992-93	-	3-8	5-9	9-7	2-9	2-15	5-8	-	26-56
1993-94	-	4-10	6-7	8-7	2-11	1-14	4-8	-	25-57
1994-95	-	4-8	6-10	2-13	4-9	4-10	4-8	-	24-58
1995-96	-	2-10	3-12	3-12	3-10	3-14	4-6	-	18-64
1996-97	-	7-8	1-12	2-14	5-7	5-9	2-10	-	22-60
1997-98	0-1	4-8	3-12	7-8	5-8	7-9	5-5	-	31-51
1998-99	-	-	-	-	8-5	7-9	11-6	2-2	28-22
1999-00	-	8-8	9-7	7-5	7-5	11-5	7-3	-	49-33
2000-01	1-0	11-2	9-6	13-3	9-5	7-6	6-4	-	56-16
2001-02	0-1	7-6	5-11	11-4	5-6	10-7	5-4	-	43-39
2002-03	1-1	13-3	5-8	6-10	8-2	11-5	4-5	-	48-34
2003-04	1-1	8-8	5-9	6-9	4-9	8-7	1-6	-	33-49
2004-05	-	6-7	7-8	8-8	5-6	9-7	8-3	-	43-39
2005-06	-	8-8	7-7	8-7	5-6	5-10	5-6	-	38-44
2006-07	-	5-9	3-13	7-10	5-6	9-6	6-3	-	35-47
2007-08	0-1	5-9	9-7	4-11	8-5	11-4	3-5	-	40-42
2008-09	1-1	6-9	6-8	10-5	6-6	9-6	3-6	-	41-41
2009-10	2-1	3-12	4-10	7-8	6-5	4-13	1-6	-	27-55
2010-11	0-3	5-10	8-7	8-6	9-3	9-7	2-5	-	41-41
2011-12			2-2	13-4	6-9	8-8	6-8	-	35-31
2012-13	1-0	9-6	4-11	5-9	3-8	8-9	4-5	-	34-48
2013-14	1-0	5-11	3-10	6-11	0-11	1-15	3-5	-	19-63
2014-15	0-2	0-14	4-10	6-12	3-7	5-12	0-7	--	18-64
2015-16	0-2	0-16	3-13	4-10	1-11	1-14	1-6		10-72
2016-17	0-2	4-12	4-10	10-5	4-8	6-11	0-6	--	28-54
2017-18	3-4	9-5	5-10	7-5	8-3	13-3	7-0	--	52-30
TOTALS	**108-81**	**490-447**	**479-509**	**560-474**	**494-443**	**473-463**	**176-201**	**2-2**	**2806-2662**
Winning Pct.	**.571**	**.523**	**.484**	**.542**	**.527**	**.505**	**.467**	**.500**	**.513**

**denotes NBA Championship*

OPENING NIGHT STARTING LINEUPS (SINCE 1963-64)

SEASON	GUARD	GUARD	FORWARD	FORWARD	CENTER
1963-64	Greer	Costello	Shaffer	Walker	Kerr
1964-65	Greer	Neumann	Walker	Greenspan	Kerr
1965-66	Greer	Bianchi	Walker	Jackson	Chamberlain
1966-67	Greer	Costello	Jackson	Walker	Chamberlain
1967-68	Greer	W. Jones	Jackson	Walker	Chamberlain
1968-69	Greer	W. Jones	Walker	Cunningham	Jackson
1969-70	Greer	Clark	Washington	Cunningham	Jackson
1970-71	Clark	W. Jones	Cunningham	Washington	Jackson
1971-72	Clark	Greer	Cunningham	Washington	Jackson
1972-73	Carter	Greer	Bridges	Block	Awtrey
1973-74	Carter	Boyd	Van Arsdale	Mix	Ellis
1974-75	Boyd	Collins	Mix	Van Arsdale	Ellis
1975-76	Carter	Collins	Cunningham	McGinnis	Catchings
1976-77	Collins	Free	McGinnis	Mix	Catchings
1977-78	Bibby	Collins	McGinnis	Mix	Dawkins
1978-79	Cheeks	Collins	Erving	B. Jones	C. Jones
1979-80	Collins	Cheeks	Erving	C. Jones	Dawkins
1980-81	Cheeks	Collins	Erving	C. Jones	Dawkins
1981-82	Cheeks	Hollins	Erving	C. Jones	D. Dawkins
1982-83	Cheeks	Toney	Erving	Iavaroni	Malone
1983-84	Cheeks	Toney	Erving	Iavaroni	Malone
1984-85	Cheeks	Toney	Erving	Iavaroni	Malone
1985-86	Cheeks	Thompson	Barkley	Erving	Malone
1986-87	Erving	Cheeks	Hinson	Barkley	Ruland
1987-88	Cheeks	Wingate	Hinson	Barkley	McCormick
1988-89	Cheeks	Hawkins	Robinson	Barkley	Gminski
1989-90	Hawkins	J. Dawkins	Barkley	Payne	Gminski
1990-91	J. Dawkins	Hawkins	Barkley	Mahorn	Gminski
1991-92	J. Dawkins	Hawkins	Anderson	Barkley	Gilliam
1992-93	Hornacek	Hawkins	Weatherspoon	Gilliam	Lang
1993-94	Dawkins	Hornacek	Weatherspoon	Kidd	Bradley
1994-95	Barros	Malone	Weatherspoon	Wright	Bradley
1995-96	Maxwell	Stackhouse	Dumas	Weatherspoon	Bradley
1996-97	Stackhouse	Iverson	Jim Jackson	Weatherspoon	Coleman
1997-98	Stackhouse	Iverson	Jim Jackson	Weatherspoon	Coleman
1998-99	Iverson	Snow	Lynch	Ratliff	Geiger
1999-00	Iverson	Snow	Lynch	Owens	Hill
2000-01	Iverson	Snow	Hill	Lynch	Ratliff
2001-02	Bell	Claxton	Coleman	Harpring	Mutombo
2002-03	Iverson	Snow	McKie	Van Horn	MacCulloch
2003-04	Iverson	Snow	Salmons	Thomas	Coleman
2004-05	Iverson	McKie	Iguodala	Thomas	Jackson
2005-06	Iverson	Iguodala	Korver	Webber	Hunter
2006-07	Ollie	Iverson	Iguodala	Webber	Dalembert
2007-08	Miller	Green	Iguodala	Evans	Dalembert
2008-09	Miller	Iguodala	Young	Brand	Dalembert
2009-10	Williams	Iguodala	Young	Brand	Dalembert
2010-11	Holiday	Iguodala	Kapono	Brand	Hawes
2011-12	Holiday	Meeks	Iguodala	Brand	Hawes
2012-13	Holiday	Richardson	Turner	T. Young	Allen
2013-14	Carter-Williams	Anderson	Turner	Young	Hawes
2014-15	Wroten	Thompson	Johnson	Noel	Sims
2015-16	Canaan	Sampson	Thompson	Noel	Okafor
2016-17	Rodriguez	Henderson	Covington	Saric	Embiid
2017-18	Bayless	Redick	Simmons	Covington	Embiid

ALL-TIME OPENING GAME RESULTS

FIRST HOME GAME OF SEASON

SYRACUSE NATIONALS				
1949-50	W	2,476	vs. Denver*	78-58
1950-51	W	3,476	vs. Fort Wayne*	92-77
1951-52	W	4,520	vs. Fort Wayne*	90-75
1952-53	W	4,026	vs. Philadelphia	117-91
1953-54	W	7,859	vs. Philadelphia	85-61
1954-55	L	3,783	vs. Minneapolis*	97-94
1955-56	W	3,789	vs. Fort Wayne* (OT)	114-113
1956-57	W	3,567	vs. Rochester*	91-75
1957-58	W	7,112	vs. Philadelphia*	103-85
1958-59	W	3,154	vs. Detroit*	103-94
1959-60	L	4,803	vs. Boston*	121-109
1960-61	L	4,677	vs. Philadelphia*	133-123
1961-62	W	3,665	vs. Chicago*	123-103
1962-63	W	5,611	vs. LA Lakers*	108-102
PHILADELPHIA 76ERS				
1963-64	L	6,850	vs. Detroit	124-121
1964-65	W	2,260	vs. Detroit*	125-113
1965-66	W	5,190	vs. Detroit	120-103
1966-67	W	8,402	vs. New York*	128-112
(SPECTRUM)				
1967-68	W	9,106	vs. LA Lakers*	103-87
1968-69	W	15,244	vs. LA Lakers*	114-96
1969-70	W	10,057	vs. LA Lakers*	131-126
1970-71	W	7,035	vs. Chicago*	110-107
1971-72	W	10,635	vs. Seattle	100-93
1972-73	L	6,257	vs. Seattle	105-100
1973-74	L	4,564	vs. Houston*	104-88
1974-75	W	8,939	vs. New Orleans*	112-99
1975-76	W	18,020	vs. LA Lakers	117-114
1976-77	L	17,196	vs. San Antonio*	121-118
1977-78	W	14,148	vs. Detroit*	113-96
1978-79	W	18,276	vs. LA Lakers*	110-102
1979-80	W	13,503	vs. Houston	113-105
1980-81	L	15,136	vs. Milwaukee*	106-103
1981-82	W	14,102	vs. Cleveland*	128-104
1982-83	W	18,482	vs. New Jersey	110-99
1983-84	W	16,167	vs. Washington*	117-114
1984-85	W	11,892	vs. Cleveland*	111-101
1985-86	W	8,925	vs. Detroit (OT)	132-125
1986-87	W	10,247	vs. Indiana*	108-104
1987-88	W	12,287	vs. Indiana*	108-95
1988-89	W	13,468	vs. LA Clippers*	129-110
1989-90	L	13,893	vs. Milwaukee*	102-96
1990-91	W	15,678	vs. New Jersey (OT)	112-110
1991-92	L	13,170	vs. Orlando	122-115
1992-93	L	12,608	vs. New Jersey*	114-111
1993-94	W	14,531	vs. Washington*	94-82
1994-95	L	16,114	vs. Milwaukee*	91-86
1995-96	W	18,168	vs. Washington*	105-103
(THE CENTER)				
1996-97	L	20,444	vs. Milwaukee*	111-103
1997-98	L	12,199	vs. Milwaukee*	103-88
1998-99	W	20,143	vs. Orlando	95-75
1999-00	W	19,402	vs. Seattle	117-98
2000-01	W	19,817	vs. Toronto	104-98
2001-02	L	20,230	vs. Dallas	99-92
2002-03	W	19,569	vs. Milwaukee	95-93
2003-04	W	18,295	vs. Miami*	89-74
2004-05	L	19,385	vs. Phoenix	98-108
2005-06	L	17,705	vs. Milwaukee* (OT)	108-117
2006-07	W	17,119	vs. Atlanta*	88-75
2007-08	L	19,706	vs. New Jersey	88-93
2008-09	L	15,750	vs. Toronto*	84-95
2009-10	W	14,638	vs. Milwaukee	99-86
2010-11	L	20,389	vs. Miami*	87-97
2011-12	W	19,408	vs. Detroit	96-73
2012-13	W	19,101	vs. Denver*	84-75
2013-14	W	19,523	vs. Miami*	114-110
2014-15	L	19,753	vs. Miami	96-114
2015-16	L	17,122	vs. Utah	71-99
2016-17	L	17,122	vs. Oklahoma City	97-103
2017-18	L	20,816	vs. Boston	92-102

FIRST ROAD GAME OF SEASON

SYRACUSE NATIONALS			
1949-50	L	at St. Louis	73-67
1950-51	L	at New York (OT)	74-72
1951-52	L	at Baltimore	91-82
1952-53	L	at Philadelphia* (OT)	86-84
1953-54	L	at Philadelphia*	79-73
1954-55	L	at Boston	107-84
1955-56	L	at Rochester	83-80
1956-57	W	at St. Louis	75-73
1957-58	L	at Cincinnati	110-100
1958-59	W	at Philadelphia	103-98
1959-60	L	at Detroit	117-102
1960-61	L	at St. Louis	123-100
1961-62	L	at St. Louis	110-107
1962-63	W	at New York	123-119
PHILADELPHIA 76ERS			
1963-64	W	at Detroit*	117-115
1964-65	L	at St. Louis	126-86
1965-66	W	at Baltimore*	133-101
1966-67	W	at Baltimore	141-112
1967-68	W	Detroit at NY	124-102
1968-69	W	at Baltimore	124-121
1969-70	W	at Cincinnati	134-123
1970-71	W	at Cincinnati	123-105
1971-72	W	at Chicago*	114-100
1972-73	L	at Chicago*	95-89
1973-74	W	at Houston	106-101
1974-75	W	at New York	99-86
1975-76	W	at Chicago*	110-103
1976-77	L	at Buffalo	108-105
1977-78	L	at Portland	98-94
1978-79	W	at Detroit	126-117
1979-80	W	at Washington*	93-92
1980-81	W	at Washington	126-120
1981-82	W	at Atlanta	108-106
1982-83	W	at New York*	104-89
1983-84	W	at Indiana (OT)	124-112
1984-85	W	at Atlanta	111-108
1985-86	W	at New York*	99-89
1986-87	L	at Indiana (2OT)	125-121
1987-88	L	at Chicago	104-94
1988-89	L	at Milwaukee	114-103
1989-90	L	at Minnesota (OT)	125-118
1990-91	W	at Chicago*	124-116
1991-92	L	at Chicago*	110-90
1992-93	L	at New York	89-85
1993-94	L	at Orlando	114-89
1994-95	L	at Orlando	122-107
1995-96	L	at Charlotte	119-108
1996-97	L	at Chicago	115-86
1997-98	L	at Chicago	94-74
1998-99	W	at Charlotte*	78-66
1999-00	L	at San Antonio*	89-76
2000-01	W	at New York*	101-72
2001-02	L	at Minnesota*	83-74
2002-03	L	at Orlando*	95-88
2003-04	L	at Sacramento	100-89
2004-05	W	at Boston*	98-95
2005-06	L	at Detroit	88-108
2006-07	W	at Orlando	105-103
2007-08	L	at Toronto*	97-106
2008-09	L	at Atlanta	88-95
2009-10	L	at Orlando*	106-120
2010-11	L	at Indiana	86-99
2011-12	L	at Portland*	103-107
2012-13	L	at New York	84-100
2013-14	W	at Washington	109-102
2014-15	L	at Indiana*	91-103
2015-16	L	at Boston	95-112
2016-17	L	at Charlotte	93-109
2017-18	L	at Washington	115-120

FIRST ROAD GAME OF SEASON

	76ERS ONLY	NATIONALS ONLY	TOTAL
First Home Game:	34-21	11-3	45-24
First Away Game:	25-30	3-11	28-41
Season Opener:	32-23	9-5	41-28

BIGGEST WINS AND LOSSES

OPPONENT	BIGGEST WIN	POINT MARGIN	DATE	SITE
Tri/StL/Atlanta Hawks	132-85	47	12/08/82	at Philadelphia
Boston Celtics	138-96	42	10/29/66	at Philadelphia
New Jersey/Brooklyn Nets	142-107	35	02/05/86	at Philadelphia
Charlotte Bobcats/Hornets	112-80	32	03/11/05	at Philadelphia
Chicago Bulls	121-80	41	11/11/80	at Chicago
Cleveland Cavaliers	141-87	54	11/02/70	at Philadelphia
Dallas Mavericks	116-74	42	03/17/17	at Philadelphia
Denver Nuggets	132-101	31	11/05/77	at Philadelphia
Fort Wayne/Detroit Pistons	114-75	39	03/25/81	at Philadelphia
S.F./G.S. Warriors	137-91	46	12/14/68	at Philadelphia
S.D./Houston Rockets	134-103	31	03/05/68	at Philadelphia
Indiana Pacers	130-103	27	11/13/80	at Indiana
Buf/S.D./L.A. Clippers	149-118	31	03/29/78	at Philadelphia
Minn./L.A.Lakers	98-67	31	11/02/51	at Syracuse
Vancouver/Memphis Grizzlies	120-101	19	4/10/10	at Memphis
Miami Heat	139-108	31	02/22/89	at Miami
Milwaukee Bucks	136-92	44	11/16/68	at Philadelphia
Minnesota Timberwolves	109-71	38	11/25/94	at Minnesota
New Orleans Hornets/Pelicans	108-87	21	11/25/02	at Philadelphia
New York Knicks	162-100	62*	12/25/60	at Syracuse
Seattle SuperSonics/Oklahoma City	160-122	38	12/20/67	at Seattle
Orlando Magic	112-88	24	01/31/92	at Philadelphia
Phoenix Suns	159-125	34	02/15/70	at Philadelphia
Portland Trail Blazers	88-60	28	03/06/03	at Portland
Roch/Cin/K.C./Sacramento Kings	124-87	37	11/16/60	at Syracuse
San Antonio Spurs	135-102	33	01/07/81	at Philadelphia
Toronto Raptors	97-62	35	1/7/12	at Philadelphia
Utah Jazz	114-89	25	02/05/90	at Philadelphia
Chi/Balt/Washington Wizards	143-104	39	11/12/76	at Philadelphia

** denotes largest margin of victory in franchise history*

OPPONENT	WORST LOSS	POINT MARGIN	DATE	SITE
Tri/StL/Atlanta Hawks	93-105	42	04/05/89	at Atlanta
Boston Celtics	87-124	37	12/20/87	at Boston
New Jersey/Brooklyn Nets	94-130	36	12/16/13	at Brooklyn
Charlotte Bobcats/Hornets	84-136	52	02/27/92	at Charlotte
Chicago Bulls	76-121	45	12/21/10	at Chicago
Cleveland Cavaliers	67-110	43	01/15/94	at Cleveland
Dallas Mavericks	70-123	53	11/13/14	at Dallas
Denver Nuggets	75-105	30	02/23/95	at Denver
Fort Wayne/Detroit Pistons	78-115	37	12/20/97	at Detroit
Phila/S.F./G.S. Warriors	51-108	43	11/09/61	at Philadelphia
	80-123	43	02/10/14	at Golden State
S.D./Houston Rockets	74-124	50	03/18/07	at Philadelphia
Indiana Pacers	88-133	45	04/22/94	at Indiana
Buf/S.D./L.A. Clippers	78-123	45	02/09/14	at Los Angeles
Minn./L.A.Lakers	103-143	40	11/10/71	at Philadelphia
	95-135	40	11/19/72	at Los Angeles
Vancouver/Memphis Grizzlies	77-103	26	03/15/14	at Philadelphia
Miami Heat	83-120	37	03/05/94	at Miami
Milwaukee Bucks	95-128	33	04/15/87	at Milwaukee
Minnesota Timberwolves	84-119	35	12/08/04	at Philadelphia
New Orleans Hornets/Pelicans	98-135	37	11/16/13	at New Orleans
New York Knicks	91-139	48	11/29/72	at Philadelphia
	82-130	48	04/21/94	at New York
Seattle SuperSonics/Oklahoma City	93-149	56**	03/06/93	at Seattle
Orlando Magic	83-129	46	02/17/95	at Orlando
Phoenix Suns	97-127	30	11/14/86	at Phoenix
Portland Trail Blazers	104-146	42	11/05/76	at Portland
Roch/Cin/K.C./Sacramento Kings	98-154	56**	01/02/93	at Sacramento
San Antonio Spurs	68-119	51	12/07/15	at Philadelphia
Toronto Raptors	88-120	32	11/09/14	at Toronto
Utah Jazz	69-98	29	12/28/02	at Utah
Chi/Balt/Washington Wizards	76-111	35	01/19/15	at Washington

*** denotes largest margin of defeat in franchise history*

RECORD BREAKDOWN

All-Time Record by Division

The NBA divided into four divisions - Atlantic, Central, Midwest and Pacific - beginning in 1970-71 until 2003-04

1970-71
Atlantic 10-6
Central 13-9
Midwest 9-11
Pacific 15-9

1971-72
Atlantic 6-12
Central 9-11
Midwest 7-13
Pacific 8-16

1972-73
Atlantic 2-20
Central 2-22
Midwest 3-13
Pacific 2-18

1973-74
Atlantic 5-17
Central 8-16
Midwest 6-10
Pacific 6-14

1974-75
Atlantic 11-15
Central 8-12
Midwest 7-9
Pacific 8-12

1975-76
Atlantic 9-12
Central 13-12
Midwest 12-4
Pacific 12-8

1976-77
Atlantic 11-5
Central 17-7
Midwest 14-9
Pacific 8-11

1977-78
Atlantic 14-2
Central 14-10
Midwest 15-8
Pacific 12-7

1978-79
Atlantic 9-7
Central 16-8
Midwest 12-7
Pacific 10-13

1979-80
Atlantic 19-5
Central 25-11
Midwest 7-3
Pacific 8-4

1980-81
Atlantic 15-9
Central 27-7
Midwest 11-1
Pacific 9-3

1981-82
Atlantic 16-8
Central 24-10
Midwest 8-4
Pacific 10-2

1982-83
Atlantic 15-9
Central 29-5
Midwest 11-1
Pacific 10-2

1983-84
Atlantic 15-9
Central 20-14
Midwest 10-2
Pacific 7-5

1984-85
Atlantic 15-9
Central 25-9
Midwest 7-5
Pacific 11-1

1985-86
Atlantic 15-9
Central 23-11
Midwest 8-4
Pacific 8-4

1986-87
Atlantic 12-12
Central 17-17
Midwest 8-4
Pacific 8-4

1987-88
Atlantic 12-12
Central 13-21
Midwest 6-6
Pacific 5-7

1988-89
Atlantic 19-11
Central 12-14
Midwest 8-4
Pacific 7-7

1989-90
Atlantic 19-7
Central 18-10
Midwest 8-6
Pacific 8-6

1990-91
Atlantic 14-12
Central 18-10
Midwest 5-9
Pacific 7-7

1991-92
Atlantic 15-13
Central 8-20
Midwest 6-6
Pacific 6-8

1992-93
Atlantic 11-17
Central 7-21
Midwest 4-8
Pacific 4-10

1993-94
Atlantic 7-21
Central 10-18
Midwest 5-7
Pacific 3-11

1994-95
Atlantic 12-16
Central 4-24
Midwest 2-10
Pacific 6-8

1995-96
Atlantic 5-19
Central 7-23
Midwest 5-9
Pacific 1-13

1996-97
Atlantic 11-14
Central 3-26
Midwest 5-9
Pacific 3-11

1997-98
Atlantic 7-17
Central 9-21
Midwest 7-7
Pacific 8-6

1998-99
Atlantic 9-10
Central 16-9
Midwest 1-1
Pacific 2-2

1999-00
Atlantic 13-11
Central 23-7
Midwest 7-7
Pacific 6-8

2000-01
Atlantic 18-6
Central 22-8
Midwest 8-6
Pacific 8-6

2001-02
Atlantic 14-11
Central 17-12
Midwest 5-9
Pacific 7-7

2002-03
Atlantic 17-7
Central 18-12
Midwest 7-7
Pacific 6-8

2003-04
Atlantic 10-14
Central 13-17
Midwest 4-10
Pacific 6-8

2004-05
Atlantic 8-8
Central 13-5
Southeast 12-6
Northwest 4-6
Pacific 4-6
Southwest 1-8

2005-06
Atlantic 10-6
Central 6-12
Southeast 6-12
Northwest 5-5
Pacific 5-5
Southwest 6-4

2006-07
Atlantic 9-7
Central 6-12
Southeast 9-9
Northwest 5-5
Pacific 3-7
Southwest 3-7

2007-08
Atlantic 7-9
Central 9-9
Southeast 9-9
Northwest 5-5
Pacific 4-6
Southwest 6-4

2008-09
Atlantic 6-10
Central 10-8
Southeast 9-9
Northwest 4-6
Pacific 7-3
Southwest 5-5

2009-10
Atlantic 7-9
Central 5-13
Southeast 2-16
Southwest 6-4
Northwest 3-7
Pacific 4-6

2010-11
Atlantic 9-7
Central 9-9
Southeast 7-11
Southwest 4-6
Northwest 6-4
Pacific 6-4

2011-12
Atlantic 7-6
Central 11-6
Southeast 10-8
Southwest 1-5
Northwest 1-5
Pacific 5-1

2012-13
Atlantic 7-9
Central 7-11
Southeast 8-10
Southwest 4-6
Northwest 3-7
Pacific 5-5

2013-14
Atlantic 5-11
Central 4-14
Southeast 5-13
Southwest 1-9
Northwest 2-8
Pacific 2-8

2014-15
Atlantic 2-14
Central 5-13
Southeast 5-13
Southwest 1-9
Northwest 4-6
Pacific 1-9

2015-16
Atlantic 2-14
Central 0-18
Southeast 1-17
Southwest 1-9
Northwest 2-8
Pacific 4-6

2016-17
Atlantic 7-9
Central 5-13
Southeast 7-11
Southwest 2-8
Northwest 3-7
Pacific 4-6

2017-18
Atlantic 9-7
Central 11-7
Southeast 14-4
Southwest 7-3
Northwest 7-3
Pacific 4-6

ALL-TIME RECORD VERSUS THE EASTERN & WESTERN CONFERENCE

1970-71
East 23-15
West 24-20

1971-72
East 15-23
West 15-29

1972-73
East 4-42
West 5-31

1973-74
East 13-33
West 12-24

1974-75
East 19-27
West 15-21

1975-76
East 22-24
West 24-12

1976-77
East 28-12
West 22-20

1977-78
East 28-12
West 27-15

1978-79
East 25-15
West 22-20

1979-80
East 44-16
West 15-7

1980-81
East 42-16
West 20-4

1981-82
East 40-18
West 18-6

1982-83
East 44-14
West 21-3

1983-84
East 35-23
West 17-7

1984-85
East 40-18
West 18-6

1985-86
East 38-20
West 16-8

1986-87
East 29-29
West 16-8

1987-88
East 25-33
West 11-13

1988-89
East 31-25
West 15-11

1989-90
East 37-17
West 16-12

1990-91
East 32-22
West 12-16

1991-92
East 23-33
West 12-14

1992-93
East 18-38
West 8-18

1993-94
East 17-39
West 8-18

1994-95
East 16-40
West 8-18

1995-96
East 12-42
West 6-22

1996-97
East 14-40
West 8-20

1997-98
East 16-38
West 15-13

1998-99
East 25-19
West 3-3

1999-00
East 36-18
West 13-15

2000-01
East 40-14
West 16-12

2001-02
East 31-23
West 12-16

2002-03
East 35-19
West 13-15

2003-04
East 23-31
West 10-18

2004-05
East 33-19
West 10-20

2005-06
East 22-30
West 16-14

2006-07
East 24-28
West 11-19

2007-08
East 25-27
West 15-15

2008-09
East 25-27
West 16-14

2009-10
East 14-38
West 13-17

2010-11
East 25-27
West 16-14

2011-12
East 28-20
West 7-11

2012-13
East 22-30
West 12-18

2013-14
East 14-38
West 5-25

2014-15
East 12-40
West 6-24

2015-16
East 3-49
West 7-23

2016-17
East 19-33
West 9-21

2017-18
East 34-18
West 18-12

ALL-TIME HIGH AND LOW SCORES

	HIGH	DATE	SITE	LOW	DATE	SITE
Tri/Mil/StL/Atlanta Hawks	144	2/23/61	at Philadelphia	68	12/27/51	at Syracuse
				68	1/30/53	at Milwaukee
				68	2/23/54	vs. Milwaukee
				68	2/26/54	at Milwaukee
Boston Celtics	150	3/6/70	at Philadelphia	65	3/28/04	at Boston
New Jersey/Brooklyn Nets	142	2/5/86	at Philadelphia	67	4/5/09	at New Jersey
Charlotte Bobcats/Hornets	125	2/7/94	at Philadelphia	66	4/5/95	at Charlotte
Chicago Bulls	145	11/18/66	at Boston	74	11/1/97	at Chicago
		11/10/82	at Philadelphia			
Cleveland Cavaliers	148	1/2/72	at Cleveland	67	1/15/94	at Cleveland
Dallas Mavericks	133	2/23/83	at Philadelphia	70	11/13/14	at Dallas
Denver Nuggets	149	3/30/90	at Philadelphia	75	2/23/95	at Denver
Fort Wayne/Detroit Pistons	162	2/8/63	at Detroit	64	1/12/50	at Fort Wayne
S.F./Golden State Warriors	163	3/10/63	at San Francisco	64	12/29/49	at Oakland
S.D./Houston Rockets	159	1/25/70	at Philadelphia	66	11/17/03	at Philadelphia
Indiana Pacers	134	11/7/84	at Philadelphia	69	12/14/12	vs. Philadelphia
Buf/S/D/L.A. Clippers	149	3/29/78	at Philadelphia	72	3/20/13	at Los Angeles
Minneapolis/L.A. Lakers	158	3/18/68	at Philadelphia	65	11/5/53	at Syracuse
Vancouver/Memphis Grizzlies	120	4/10/10	at Memphis	76	2/21/12	at Memphis
Miami Heat	139	2/22/89	at Miami	57	2/21/96	at Philadelphia
Milwaukee Bucks	143	3/3/69	at Milwaukee	74	3/12/11	at Milwaukee
Minnesota Timberwolves	119	2/9/10	at Philadelphia	74	10/30/01	at Minnesota
		1/24/92	at Philadelphia			
New Orleans Hornets/Pelicans	114	2/19/16	at New Orleans	72	11/11/07	at Philadelphia
New York Knicks	162	12/25/60	at New York	60	3/13/54	at New York
Seattle SuperSonics/Oklahoma City	160	12/20/67	at Seattle	73	1/2/98	at Seattle
Orlando Magic	130	11/25/17	at Philadelphia	70	1/14/95	at Orlando
Phoenix Suns	159	2/15/70	at Philadelphia	71	3/23/01	at Phoenix
Portland Trail Blazers	153	2/19/86	at Philadelphia	71	3/25/96	at Portland
K.C./Cinn./Roch./Sacramento Kings	147	3/19/71	at Philadelphia	63	12/10/49	at Philadelphia
San Antonio Spurs	135	1/7/81	at Philadelphia	68	12/7/15	at Philadelphia
		3/24/89	at Philadelphia			
Toronto Raptors	123	4/3/10	at Philadelphia	70	3/31/02	at Toronto
New Orleans/Utah Jazz	132	2/19/82	at Philadelphia	69	12/28/02	at Utah
Chi./Balt./Washington Wizards	149	12/7/62	vs. Chicago	75	2/9/74	at Capital
	149	2/24/67	at Pittsburgh			

76ERS HIGHEST SCORING GAMES

	DATE	W/L	SIXERS	OPP	SITE	OPP. CITY
1.	3/10/63	W	163	148	H	San Francisco
2.	2/8/63	W	162	135	A	Detroit
	12/25/60	W	162	100	H	New York
4.	12/20/67	W	160	122	A	Seattle
5.	1/25/70	W	159	131	H	San Diego
	2/15/70	W	159	125	H	Phoenix
7.	3/18/68	W	158	128	H	Los Angeles
8.	2/19/86	W	153	133	H	Portland
9.	3/2/63	W	152	128	H	Detroit
10.	3/6/70	W	150	134	H	Boston
	2/21/62	W	150	109	H	Philadelphia
	12/13/59	W	150	121	H	Philadelphia

76ERS LOWEST SCORING GAMES

(includes only games since the shot clock was installed in 1954-55)

	DATE	W/L	SIXERS	OPP	SITE	OPP. CITY
1.	2/21/96	L	57	66	H	Miami
2.	3/28/04	L	65	89	A	Boston
3.	1/25/55	L	66	69	H	Fort Wayne
	4/5/95	L	66	84	A	Charlotte
	11/17/03	L	66	74	H	Houston
	2/23/04	L	66	76	H	Detroit
7.	1/15/94	L	67	110	A	Cleveland
	2/19/99	L	67	78	H	New York
	4/5/09	L	67	96	A	New Jersey
10.	12/7/15	L	68	119	H	San Antonio

OPPONENTS ALL-TIME HIGH AND LOW SCORES

	HIGH	DATE	SITE	LOW	DATE	SITE
Tri/Mil/StL/Atlanta Hawks	149	1/30/93	at Atlanta	59	11/10/53	at Milwaukee
Boston Celtics	148	1/19/63	at Philadelphia	65	2/17/53	at Syracuse
New Jersey/Brooklyn Nets	141	4/4/17	at Philadelphia	77	12/14/10	at Philadelphia
Charlotte Bobcats	123	4/2/14	at Philadelphia	63	11/7/07	at Philadelphia
Chicago Bulls	148	11/19/71	at Philadelphia	67	3/14/01	at Chicago
Cleveland Cavaliers	131	3/20/73	at Cleveland	68	11/23/01	at Philadelphia
Dallas Mavericks	125	1/14/04	at Dallas	74	3/17/17	at Philadelphia
Denver Nuggets	134	2/27/82	at Denver	71	12/16/02	at Philadelphia
Fort Wayne/Detroit Pistons	146	1/12/63	at Syracuse	60	1/5/54	at Fort Wayne
S.F./Golden State Warriors	151	11/9/61	at Philadelphia	61	11/1/53	at Philadelphia
S.D./Houston Rockets	149	2/16/93	at Houston	73	12/8/99	at Philadelphia
Indiana Pacers	136	4/6/79	at Indiana	75	11/3/10	at Philadelphia
Buf/S/D/L.A. Clippers	130	12/27/75	at Buffalo	75	12/31/02	at Los Angeles
Minneapolis/L.A. Lakers	154	12/19/71	at Los Angeles	65	1/29/53	at Minneapolis
Vancouver/Memphis Grizzlies	120	12/13/14	at Phialdelphia	79	12/9/00	at Vancouver
Miami Heat	128	11/20/92	at Philadelphia (3OT)	66	2/21/96	at Philadelphia
Milwaukee Bucks	142	1/29/71	at Philadelphia	69	1/30/08	at Philadelphia
Minnesota Timberwolves	126	1/6/14	at Philadelphia	71	11/25/94	at Minnesota
Charlotte/New Orleans	136	2/27/92	at Charlotte	62	11/7/12	at New Orleans
New York Knicks	152	12/11/59	at New York	61	2/17/52	at Syracuse
Orlando Magic	129	2/17/95	at Orlando	61	2/4/13	at Philadelphia
Phoenix Suns	143	1/6/79	at Philadelphia (OT)	81	1/2/02	at Phoenix
Portland Trail Blazers	146	11/5/76	at Portland	60	3/6/03	at Portland
K.C./Cinn./Roch./Sacramento Kings	154	1/2/93	at Sacramento	63	1/14/51	at Syracuse
San Antonio Spurs	131	4/6/77	at San Antonio	71	2/11/11	at Philadelphia
Seattle/Oklahoma City	149	3/6/93	at Seattle	77	1/4/02	at Seattle
Toronto Raptors	128 (3x)	10/21/18	at Toronto	62	1/7/12	at Philadelphia
New Orleans/Utah Jazz	126	3/19/75	at Philadelphia	76	1/16/77	at Philadelphia
Chi./Balt./Washington Wizards	143	3/14/65	at Baltimore	73	11/16/99	at Washington

TOP 10 OPPONENTS HIGHEST SCORING GAMES

	DATE	W/L	SIXERS	OPP	SITE	OPPONENT
1.	12/19/71	L	132	154	A	Los Angeles
	1/2/93	L	98	154	A	Sacramento
3.	12/11/59	L	121	152	A	New York
4.	11/9/61	L	108	151	A	Philadelphia
	2/13/70	L	106	151	H	New York (N.B.A.)
6.	1/30/93	L	123	149	A	Atlanta
	2/16/93	L	111	149	A	Houston
	3/6/93	L	93	149	A	Seattle
9.	3/10/63	W	163	148	H	San Francisco
	1/19/63	W (OT)	149	148	H	Boston
	11/19/71	L	104	148	H	Chicago

TOP 10 OPPONENTS LOWEST SCORING GAMES

(includes only games since the shot clock was installed in 1954-55)

	DATE	W/L	SIXERS	OPP	SITE	OPPONENT
1.	3/6/03	W	88	60	A	Portland
2.	2/4/13	W	78	61	H	Orlando
3.	1/7/12	W	97	62	H	Toronto
	11/7/12	W	77	62	A	New Orleans
5.	11/7/07	W	94	63	H	Charlotte
6.	2/15/55	W	92	66	H	Milwaukee
	2/5/99	W	78	66	A	Charlotte
	2/21/96	L	57	66	H	Miami
9.	3/14/01	W	85	67	A	Chicago
	4/9/99	W	83	67	A	Boston
	11/24/00	W	76	67	A	Atlanta
	4/19/99	W	72	67	H	New York

ALL-TIME OVERTIME RECORD (BY OPPONENT)

76ERS OVERTIME STATISTICS

Most OT games in a season ..... 14 (1990-91, NBA Record)
Most OT wins in a season ..... 8 (1990-91, ties NBA record set by Milwaukee in 1977-78)
Most OT losses in a season 8 (2010-11)
All-time OT record 159-164

YEAR-BY-YEAR OT RECORD

SEASON	REC	H	A	N
1949-50	2-1	1-1	1-0	
1950-51	4-2	0-0	4-2	
1951-52	4-1	1-0	3-1	
1952-53	4-4	1-0	3-4	
1953-54	4-2	2-1	2-1	
1954-55	2-0	1-0	0-0	1-0
1955-56	3-4	1-4	2-0	
1956-57	3-0	0-0	1-0	2-0
1957-58	1-0	1-0	0-0	
1958-59	2-4	0-3	2-1	
1959-60	1-2	0-0	0-1	1-1
1960-61	0-4	0-1	0-2	0-1
1961-62	0-3	0-0	0-1	0-2
1962-63	1-0	1-0	0-0	
1963-64	1-0	1-0	0-0	
1964-65	1-2	0-1	0-1	1-0
1965-66	2-0	0-0	1-0	1-0
1966-67	3-0	1-0	2-0	
1967-68	1-2	0-2	1-0	
1968-69	1-3	1-1	0-2	
1969-70	0-2	0-1	0-1	
1970-71	2-1	0-0	2-1	
1971-72	0-3	0-2	0-1	
1972-73	0-1	0-0	0-0	0-1
1973-74	1-1	1-0	0-0	0-1
1974-75	2-2	1-2	1-0	
1975-76	3-2	2-1	1-1	
1976-77	2-1	2-0	0-1	
1977-78	2-4	2-1	0-3	
1978-79	3-2	2-1	1-1	
1979-80	4-2	0-0	4-2	
1980-81	4-2	2-0	2-2	
1981-82	3-3	1-1	2-2	
1982-83	5-0	4-0	1-0	
1983-84	5-4	2-0	3-4	
1984-85	1-3	0-2	1-1	
1985-86	5-4	2-2	3-2	
1986-87	4-3	4-2	0-1	
1987-88	2-7	2-2	0-5	
1988-89	2-2	2-2	0-0	
1989-90	2-3	1-0	1-3	
1990-91	8-6	5-2	3-4	
1991-92	1-2	1-2	0-0	
1992-93	3-5	2-2	1-3	
1993-94	2-3	2-1	0-2	
1994-95	1-4	1-3	0-1	
1995-96	1-1	0-0	1-1	
1996-97	1-3	0-2	1-1	
1997-98	0-3	0-1	0-2	
1998-99	3-3	2-1	1-2	
1999-00	5-0	3-0	2-0	
2000-01	3-3	0-3	3-0	
2001-02	2-0	2-0	0-0	
2002-03	4-3	3-2	1-1	
2003-04	2-3	1-1	1-2	
2004-05	4-3	4-1	0-2	
2005-06	4-3	4-2	0-1	
2006-07	5-2	4-0	1-2	
2007-08	1-2	0-1	1-1	
2008-09	3-0	0-0	3-0	
2009-10	2-3	1-2	1-1	
2010-11	2-8	2-2	0-6	
2011-12	1-2	0-2	1-0	
2012-13	2-1	2-1	0-0	
2013-14	4-1	4-0	0-1	
2014-15	1-4	0-3	1-1	
2015-16	0-4	0-3	0-1	
2016-17	1-4	1-1	0-3	
2017-18	1-1	0-1	1-0	
Totals	**157-159**	**85-70**	**66-83**	**6-6**

ATLANTA HAWKS (6-10)

DATE	W/L	76ERS	OPP	OT	H/A
03/18/50	W	89	88	OT	A
12/01/53	W	76	69	OT	A
03/11/59	L	130	132	OT	H
01/15/60	L	140	141	OT	A
03/31/78	L	110	111	OT	A
03/11/80	W	102	97	OT	A
12/02/80	L	108	112	OT	A
11/02/85	L	113	114	OT	A
03/05/86	L	114	122	OT	H
04/15/88	L	101	103	OT	H
03/12/91	W	133	129	2OT	A
04/11/95	L	106	110	OT	H
01/29/98	L	99	109	OT	A
03/27/99	L	99	103	OT	A
04/06/04	W	103	100	OT	A
04/08/07	W	109	104	OT	H

BOSTON CELTICS (15-11)

DATE	W/L	76ERS	OPP	OT	H/A
02/02/51	L	90	96	OT	A
03/11/54	W	97	95	OT	H
01/07/56	L	99	105	OT	H
02/01/59	L	137	139	OT	A
01/05/60	W	145	143	OT	H
01/12/61	L	118	124	OT	H
03/12/61	L	134	136	OT	H
01/19/63	W	149	148	OT	H
03/08/67	W	115	113	OT	A
11/30/68	L	113	117	OT	H
02/09/69	L	117	122	OT	A
01/05/74	L	102	108	OT	N
03/20/76	L	96	103	OT	H
11/01/80	W	117	113	OT	H
12/19/81	W	123	118	OT	H
04/11/82	L	109	110	OT	H
11/06/82	W	119	115	2OT	H
12/04/83	W	121	114	OT	A
03/25/84	W	119	114	2OT	H
04/05/87	W	106	104	OT	H
03/28/89	W	117	115	OT	H
03/27/94	L	122	124	OT	A
01/22/97	W	127	125	OT	A
03/24/00	W	117	115	2OT	H
01/13/06	W	125	124	3OT	H
12/07/12	W	95	94	OT	H

BROOKLYN NETS (5-10)

DATE	W/L	76ERS	OPP	OT	H/A
03/17/81	L	120	126	OT	A
02/21/84	L	116	119	OT	A
02/17/89	L	127	129	OT	H
11/03/90	W	112	110	OT	H
03/26/91	L	95	98	OT	A
01/15/93	L	105	110	OT	A
03/08/95	L	108	115	OT	H
01/17/97	L	103	105	OT	H
03/12/99	W	100	93	OT	H
11/10/04	W	108	100	OT	H
02/07/05	L	97	107	OT	A
02/05/07	W	100	98	OT	H
12/01/07	L	92	94	OT	A
1/25/12	L	90	97	OT	H
12/20/13	W	121	120	OT	H

CHARLOTTE HORNETS (1-4)

DATE	W/L	76ERS	OPP	OT	H/A
01/16/89	L	122	127	OT	H
03/19/92	L	116	123	OT	H
04/09/94	L	122	127	OT	H
05/04/99	L	110	117	OT	A
12/21/10	W	96	92	OT	H

CHICAGO BULLS (9-4)

DATE	W/L	76ERS	OPP	OT	H/A
12/28/77	W	129	125	OT	H
11/17/79	L	103	106	OT	A
12/12/81	W	117	114	OT	A
01/17/86	W	120	118	OT	A
04/10/87	W	98	96	OT	H
01/27/88	L	109	119	OT	H
04/07/91	W	114	111	OT	A
12/08/93	W	95	88	OT	H
02/12/03	W	119	111	OT	H
12/2/08	W	103	95	OT	A
02/03/10	W	106	103	OT	H
03/11/15	L	95	104	OT	H
01/14/16	L	111	115	OT	H

CLEVELAND CAVALIERS (6-5)

DATE	W/L	76ERS	OPP	OT	H/A
01/12/73	L	109	113	2OT	N
02/11/81	W	122	120	OT	H
02/23/84	L	109	116	OT	A
03/17/86	W	118	112	OT	A
02/05/92	L	108	110	OT	H
12/03/99	W	102	100	OT	A
03/14/00	W	98	97	OT	A
11/15/03	L	88	91	OT	A
1/24/07	W	118	115	2OT	A
04/15/09	W	111	110	OT	A
11/09/13	L	125	127	2OT	A

DALLAS MAVERICKS (1-2)

DATE	W/L	76ERS	OPP	OT	H/A
12/29/82	W	126	116	OT	A
02/15/84	L	116	119	2OT	A
01/14/04	L	122	125	2OT	A

DENVER NUGGETS (2-0)

DATE	W/L	76ERS	OPP	OT	H/A
03/09/77	W	129	125	2OT	H
11/15/78	W	109	103	OT	H
1/18/12	L	104	108	OT	H

DETROIT PISTONS (12-10)

DATE	W/L	76ERS	OPP	OT	H/A
03/06/52	W	83	81	2OT	A
03/04/53	W	75	73	OT	A
02/06/54	W	93	87	OT	H
11/05/55	W	114	113	OT	H
02/27/56	W	98	95	OT	A
12/04/56	W	97	96	OT	N
02/11/59	L	114	118	OT	H
01/05/62	L	135	138	OT	H
01/22/65	W	109	103	OT	N
11/07/69	L	128	134	2OT	A
12/19/75	W	115	114	OT	A
02/21/79	L	99	106	OT	A
11/14/84	L	133	137	OT	H
10/30/85	W	132	125	OT	H
02/15/86	L	133	134	OT	A
02/11/87	L	113	123	OT	H
03/02/90	L	112	115	OT	A
05/05/99	W	105	100	OT	H
12/20/99	W	122	121	OT	H
01/08/03	L	94	103	OT	H
01/08/11	L	109	112	OT	A
12/06/14	W	108	101	OT	A

GOLDEN ST. WARRIORS (7-10)

DATE	W/L	76ERS	OPP	OT	H/A
12/28/50	L	88	91	OT	A
01/25/52	L	94	95	OT	A
11/01/52	L	84	86	OT	A
02/11/54	L	74	76	2OT	A
01/19/55	W	98	97	OT	A
10/27/56	W	109	103	2OT	H
12/29/56	W	104	103	OT	A

ALL-TIME OVERTIME RECORD (BY OPPONENT)

GOLDEN ST. WARRIORS (CONT.)

01/13/60	**L**	**131**	**132**	**OT**	**H**
01/21/62	L	132	139	OT	N
11/12/63	W	106	102	OT	H
12/18/65	W	120	116	OT	A
03/03/77	L	119	121	OT	A
11/25/77	W	125	119	OT	H
01/18/91	L	138	141	OT	H
01/03/97	L	114	122	OT	A
11/24/07	L	98	100	OT	H
03/06/11	W	125	117	OT	H

HOUSTON ROCKETS (5-3)

DATE	W/L	76ERS	OPP	OT	H/A
11/24/68	L	128	135	OT	A
12/01/73	W	108	106	OT	H
04/05/76	W	130	129	OT	H
12/03/77	L	116	120	OT	A
01/06/90	L	119	124	OT	A
01/24/01	W	85	84	OT	A
01/15/02	W	112	106	OT	H
11/13/13	W	123	117	OT	H

INDIANA PACERS (9-7)

DATE	W/L	76ERS	OPP	OT	H/A
12/10/77	L	108	114	OT	A
11/03/79	W	120	114	2OT	A
11/27/81	W	124	112	OT	A
04/08/83	W	126	118	OT	H
10/29/83	W	124	112	OT	A
11/04/86	L	121	125	2OT	A
01/27/93	L	125	127	OT	H
01/14/94	W	104	102	OT	H
01/28/95	L	103	106	OT	A
01/28/98	L	90	93	OT	H
04/17/01	W	111	105	OT	A
01/06/03	L	104	105	OT	H
11/12/05	W	106	104	OT	H
4/21/12	W	109	106	OT	A
11/9/16	L	115	122	OT	A
11/11/16	W	109	105	OT	H

L.A. CLIPPERS (3-3)

DATE	W/L	76ERS	OPP	OT	H/A
02/04/75	W	111	105	OT	A
11/13/83	W	124	116	OT	H
11/06/02	W	101	99	OT	H
11/18/06	L	97	103	OT	A
12/19/09	L	101	112	OT	H
02/08/16	L	92	98	OT	H

L.A. LAKERS (8-9)

DATE	W/L	76ERS	OPP	OT	H/A
12/05/51	W	83	81	OT	A
01/17/52	W	110	105	3OT	H
01/23/52	W	99	97	OT	A
12/15/55	L	133	135	3OT	H
12/11/58	W	101	99	OT	A
12/06/61	L	121	123	OT	A
12/05/67	L	122	128	OT	H
02/17/68	W	135	134	2OT	A
02/05/75	L	110	113	2OT	H
02/26/82	L	114	116	2OT	A
01/05/83	W	122	120	OT	H
02/23/86	L	111	117	OT	H
02/22/87	L	110	112	OT	H
03/05/93	L	97	101	OT	A
01/21/95	W	117	113	OT	H
12/20/02	W	107	104	OT	H
03/30/15	L	111	113	OT	H

MEMPHIS GRIZZLIES (3-3)

DATE	W/L	76ERS	OPP	OT	H/A
01/05/96	L	102	103	OT	A
03/24/99	W	95	90	OT	A
01/20/06	W	89	86	OT	H
03/02/07	W	117	112	OT	H
12/13/14	L	115	120	OT	H
11/23/16	L	99	104	OT	H

MIAMI HEAT (6-0)

DATE	W/L	76ERS	OPP	OT	H/A
03/15/91	W	105	103	OT	H
11/20/92	W	129	128	3OT	H
01/20/93	W	115	112	OT	A
04/14/05	W	126	119	OT	H
01/19/07	W	98	95	OT	H
02/23/08	W	101	96	OT	A

MILWAUKEE BUCKS (10-8)

DATE	W/L	76ERS	OPP	OT	H/A
10/31/69	L	125	129	OT	H
12/04/70	L	122	128	OT	A
12/13/74	W	93	89	OT	H
02/18/79	W	110	107	OT	H
11/06/79	W	118	117	OT	A
03/30/82	L	114	116	OT	A
03/23/83	W	104	101	OT	H
01/05/84	W	103	102	OT	A
12/03/86	W	115	110	OT	H
02/11/88	W	119	113	OT	H
02/21/88	L	115	120	OT	A
12/04/90	W	109	108	OT	H
01/03/00	W	124	120	OT	H
11/09/02	L	105	110	OT	A
11/01/05	L	108	117	OT	H
04/02/11	L	87	93	OT	A
11/22/13	W	115	107	OT	H
4/10/16	L	108	109	OT	H

MINNESOTA TIMBERWOLVES (2-5)

DATE	W/L	76ERS	OPP	OT	H/A
11/10/89	L	118	125	OT	A
02/03/91	L	102	110	2OT	A
12/11/00	L	91	96	OT	H
12/12/05	W	90	89	OT	H
01/05/07	L	102	104	OT	A
1/18/10	L	103	108	OT	A
11/10/89	L	118	125	OT	A
2/3/91	L	102	110	2OT	A
12/11/00	L	91	96	OT	H
12/12/05	W	90	89	OT	H
1/05/07	L	102	104	OT	A
1/18/10	L	103	108	OT	A
12/12/17	W	118	112	OT	A

NEW ORLEANS PELICANS (0-2)

DATE	W/L	76ERS	OPP	OT	H/A
11/05/03	L	99	106	OT	H
01/28/05	L	95	99	OT	A

NEW YORK KNICKS (8-18)

DATE	W/L	76ERS	OPP	OT	H/A
01/06/51	W	87	85	OT	A
12/16/52	L	93	98	OT	A
01/03/53	L	77	85	OT	A
11/22/53	L	80	84	OT	H
12/26/54	W	97	92	OT	H
01/29/56	L	95	99	OT	H
02/21/56	W	108	107	2OT	A
03/04/56	L	111	118	2OT	H
12/25/57	W	134	130	OT	H
02/15/61	L	127	129	OT	A
03/09/65	L	122	124	OT	A
01/03/67	W	148	142	OT	A
01/22/69	W	140	137	2OT	H
03/04/72	L	115	118	OT	A
02/14/76	L	97	101	OT	A
03/09/85	L	129	131	2OT	A
03/04/88	L	108	110	OT	A
01/21/91	L	116	117	OT	A
04/16/91	L	99	108	OT	A
02/08/93	L	115	120	OT	H
12/05/94	L	96	101	OT	H
03/12/04	W	99	94	2OT	H
12/17/04	L	107	113	OT	H
11/26/05	L	102	105	OT	A
10/31/09	W	141	127	OT	A
01/18/16	L	113	119	2OT	A

OKLAHOMA CITY THUNDER (5-6)

DATE	W/L	76ERS	OPP	OT	H/A
11/29/74	L	119	121	OT	H
02/27/80	W	101	98	OT	A
01/02/81	W	120	117	OT	A
12/30/83	L	93	97	OT	A
01/21/87	W	129	123	OT	H
02/16/90	W	100	96	OT	H
02/19/91	W	107	104	OT	H
03/09/11	L	105	110	OT	H
11/24/12	L	109	116	OT	H
03/04/15	L	118	123	OT	L
12/15/17	L	117	119	3OT	W

ORLANDO MAGIC (3-4)

DATE	W/L	76ERS	OPP	OT	H/A
01/18/93	W	124	118	OT	H
02/02/01	L	117	123	2OT	H
03/31/03	W	118	113	OT	A
01/26/06	L	115	119	OT	H
01/18/11	L	98	99	OT	A
12/03/13	W	126	125	2OT	H
3/20/17	L	109	112	OT	A

PHOENIX SUNS (3-2)

DATE	W/L	76ERS	OPP	OT	H/A
12/22/70	W	133	129	OT	A
10/29/71	L	135	137	2OT	H
01/06/79	L	139	143	OT	H
11/23/84	W	119	117	OT	A
04/03/02	W	89	83	OT	H

PORTLAND TRAIL BLAZERS (4-2)

DATE	W/L	76ERS	OPP	OT	H/A
12/20/70	W	134	132	OT	A
01/01/86	W	121	119	OT	A
12/06/91	W	105	102	OT	H
12/26/92	L	115	121	OT	A
03/23/09	W	114	108	OT	A
3/9/17	L	108	114	OT	A

SACRAMENTO KINGS (7-8)

DATE	W/L	76ERS	OPP	OT	H/A
12/16/50	W	79	75	OT	A
02/05/53	W	83	79	OT	H
01/16/54	W	95	93	3OT	A
12/20/58	L	120	121	OT	H
01/08/59	W	145	138	3OT	A
10/27/60	L	140	143	OT	A
12/11/65	W	135	132	OT	N
03/19/68	L	130	131	OT	H
12/10/71	L	106	113	OT	H
04/01/77	W	111	105	OT	H
03/20/85	L	117	118	OT	H
11/28/87	L	114	115	OT	A
02/16/94	L	92	94	OT	A
12/30/00	W	107	104	OT	A
03/27/11	L	111	114	OT	H

SAN ANTONIO SPURS (2-2)

DATE	W/L	76ERS	OPP	OT	H/A
11/29/78	W	120	114	OT	A
02/24/88	L	121	123	OT	A
01/07/91	L	102	111	OT	H
02/15/06	W	103	100	OT	H

TORONTO RAPTORS (2-2)

DATE	W/L	76ERS	OPP	OT	H/A
04/21/96	W	109	105	OT	A
01/21/01	L	106	110	OT	H
04/03/10	L	123	128	OT	H
01/18/13	W	108	101	OT	H

UTAH JAZZ (0-4)

DATE	W/L	76ERS	OPP	OT	H/A
10/22/77	L	103	104	OT	H
01/13/97	L	96	97	OT	H
01/06/98	L	95	98	OT	A
03/14/11	L	107	112	OT	A

WASHINGTON WIZARDS (10-6)

DATE	W/L	76ERS	OPP	OT	H/A
10/22/64	L	135	138	OT	H
01/06/67	W	121	115	OT	H
11/15/75	W	110	109	3OT	H
03/20/80	L	113	119	OT	A
10/11/80	W	126	120	2OT	A
12/04/85	W	115	110	OT	H
01/25/88	L	117	118	OT	A
04/13/88	W	98	97	OT	H
02/01/89	W	114	110	OT	H
03/24/90	W	114	112	OT	A
11/16/90	W	115	102	OT	H
12/26/90	W	106	105	OT	A
03/07/99	L	95	103	OT	H
11/26/04	W	116	114	OT	H
11/02/10	L	115	115	OT	A
11/23/10	L	114	116	OT	A

LONGEST WINNING & LOSING STREAK

LONGEST SINGLE-SEASON WINNING STREAKS

WIN STREAK / OVERALL

STREAK	BEGIN	END
16	3/15/18	4/11/18
14	12/21/1982	01/21/1983
13	12/22/1984	01/16/1985
12	11/12/1949	12/08/1949
12	10/15/1980	11/11/1980
12	01/13/1990	02/05/1990
11	03/03/1966	03/20/1966
11	11/24/1966	12/10/1966
11	12/13/1966	01/04/1967
10	11/15/1977	11/30/1977
10	11/13/1980	11/29/1980
10	12/03/1980	12/26/1980
10	12/03/1982	02/23/1982
10	11/10/1981	12/01/1981
10	02/06/1983	03/01/1983
10	10/31/2000	11/20/2000

WIN STREAK / HOME GAMES

STREAK	BEGIN	END
25	12/17/1977	04/05/1978
24	11/27/1982	03/23/1983
22	10/15/1966	01/20/1967
22	11/15/1980	02/11/1981
20	11/02/1952	01/22/1953

WIN STREAK / ROAD GAMES

STREAK	BEGIN	END
13	12/08/2000	01/28/2001
11	10/15/1980	11/26/1980
10	12/14/1984	01/15/1985
8	12/13/1966	01/18/1967
7	10/31/1981	12/01/1981
7	12/26/1982	01/18/1983
7	3/11/18	4/10/18

LONGEST SINGLE-SEASON LOSING STREAKS

LOSING STREAK / OVERALL

STREAK	BEGIN	END
26	01/31/2014	03/27/2014
20	01/09/1973	02/11/1973
18	10/28/2015	11/29/2015
17	10/29/2014	12/01/2014
15	10/10/1972	11/10/1972
15	02/09/1994	03/11/1994
14	12/07/1972	01/06/1973
13	02/08/2016	03/09/2016
13	03/02/1973	03/25/1973
13	12/28/1996	01/20/1997
12	3/12/2016	04/02/2016
12	12/02/2015	12/23/2015
12	11/20/2009	12/11/2009
12	11/25/2006	12/20/2006
11	11/14/1995	12/05/1995
10	03/27/2015	04/15/2015
10	03/15/1994	04/03/1994
10	12/04/1996	12/21/1996

LOSING STREAKS / HOME GAMES

STREAK	BEGIN	END
18	01/17/2014	03/21/2014
14	11/01/2014	12/19/2014
12	12/09/1996	01/24/1997
11	02/09/1994	04/03/1994
10	11/17/2006	12/16/2006
10	10/11/1972	12/01/1972
10	12/08/1972	02/03/1973

LOSING STREAKS/ ROAD GAMES

STREAK	BEGIN	END
20	12/28/1987	03/04/1988
16	01/14/2015	03/24/2015
15	01/09/1973	03/20/1973
15	01/02/2013	03/21/2013
13	02/01/2014	03/31/2014
13	11/09/2013	12/28/2013
12	10/10/1972	11/19/1972
11	12/21/1973	02/09/1974

LONGEST 76ERS WINNING STREAKS

Overall 2-season ..... (18) 3/3/66 to 11/4/66; ..... last 11 games in 1965-66 and first 7 games in 1966-67
Same Season ..... (16) 3/15/18 to 4/11/18
Home ..... (36) 1/14/66 to 1/20/67
Road ..... (13) 12/8/00 to 1/28/01
Neutral ..... (14) 3/3/67 to 12/8/68
Start of Season ..... (10) 10/31/00 to 11/20/00
End of Season ..... (16) 3/15/18 to 4/11/18

LONGEST 76ERS LOSING STREAKS

Overall 2-season ..... (28) 03/27/15 to 11/29/15; ..... last 10 games in 2014-15 and first 18 games in 2015-16
Overall ..... (26) 1/31/14 to 3/27/14
Home ..... (18) 1/17/14 to 3/21/14
Road ..... (20) 12/28/87 to 3/4/88
Neutral ..... (8) 11/24/72 to 2/23/73
Start of Season ..... (18) 10/28/15 to 11/29/15
End of Season ..... (13) 3/2/73 to 3/25/73

HISTORY

YEAR-BY-YEAR TOTAL ATTENDANCE

	REGULAR SEASON			PLAYOFFS		OVERALL	HOME
SEASON	GP	TOTAL	AVG.	GP	TOTAL	TOTAL	BIGGEST CROWD
1963-64	80	352,813	4,410	5	30,087	382,900	6,850
1964-65	80	478,728	5,984	11	111,884	590,612	11,182
1965-66	80	632,493	7,906	5	53,458	685,951	10,834
1966-67	81	714,344	8,819	15	159,495	873,829	13,007
1967-68	82	788,482	9,616	13	171,191	959,673	15,332
1968-69	82	715,325	8,723	5	66,407	781,732	15,244
1969-70	82	647,177	7,899	5	61,690	708,867	15,244
1970-71	82	669,620	8,166	7	56,563	726,183	15,244
1971-72	82	674,382	8,224	—	—	674,382	15,304
1972-73	82	522,795	6,376	—	—	522,795	10,052
1973-74	82	508,288	6,198	—	—	508,288	8,988
1974-75	82	664,051	8,098	—	—	664,051	12,237
1975-76	82	955,864	11,657	3	39,488	999,352	18,516
1976-77	82	1,265,943	15,438	19	305,050	1,570,993	18,276
1977-78	82	1,244,053	15,171	10	171,233	1,415,286	18,276
1978-79	82	1,100,983	13,427	9	120,522	1,221,505	18,276
1979-80	82	1,057,224	12,893	18	299,164	1,356,388	18,276
1980-81	82	1,031,692	12,582	16	212,547	1,244,239	18,276
1981-82	82	1,082,222	13,198	21	318,558	1,400,780	18,364
1982-83	82	1,268,425	15,469	13	216,641	1,485,066	18,482
1983-84	82	1,197,350	14,602	5	77,005	1,274,355	17,921
1984-85	82	1,204,455	14,688	13	171,371	1,375,826	17,921
1985-86	82	1,104,429	13,469	12	155,189	1,259,568	17,941
1986-87	82	1,266,995	15,451	5	62,981	1,329,976	17,967
1987-88	82	1,098,116	13,392	—	—	1,098,116	18,168
1988-89	82	1,213,533	14,799	3	55,418	1,268,951	18,168
1989-90	82	1,242,986	15,158	10	177,442	1,420,428	18,168
1990-91	82	1,294,624	15,788	8	137,159	1,431,783	18,168
1991-92	82	1,248,972	15,231	—	—	1,248,972	18,168
1992-93	82	1,159,652	14,142	—	—	1,159,652	18,168
1993-94	82	1,176,196	14,344	—	—	1,176,196	18,168
1994-95	82	1,173,665	14,313	—	—	1,173,665	18,168
1995-96	82	1,213,440	14,798	—	—	1,213,440	18,168
1996-97	82	1,349,085	16,452	—	—	1,349,085	21,061
1997-98	82	1,368,957	16,695	—	—	1,368,957	21,305
1998-99	50	894,843	17,897	8	148,328	1,043,171	20,930
1999-00	82	1,467,532	17,897	10	185,772	1,653,304	21,060
2000-01	82	1,567,588	19,117	23	463,716	2,031,304	21,087
2001-02	82	1,610,514	19,640	5	97,465	1,707,979	20,797
2002-03	82	1,561,842	19,047	12	239,884	1,801,726	20,254
2003-04	82	1,512,708	18,448	—	—	1,512,708	20,804
2004-05	82	1,467,971	17,902	5	99,029	1,567,000	21,068
2005-06	82	1,440,987	17,573	—	—	1,440,987	20,652
2006-07	82	1,340,443	16,347	—	—	1,340,443	20,577
2007-08	82	1,316,181	16,051	6	117,510	1,433,691	20,730
2008-09	82	1,358,729	16,567	4	102,030	1,460,759	20,484
2009-10	82	1,275,669	15,557	—	—	1,275,669	20,809
2010-11	82	1,308,217	15,954	5	99,152	1,407,369	20,614
2011-12	66	1,130,832	17,134	13	262,919	1,393,751	20,694
2012-13	82	1,395,663	17,020	—	—	1,395,663	20,665
2013-14	82	1,283,725	15,655	—	—	1,283,725	20,856
2014-15	82	1,295,614	15,800	—	—	1,295,614	19,523
2015-16	82	1,327,291	16,186			1,327,291	20,798
2016-17	82	1,416,126	17,269			1,416,126	20,698
2017-18	82	1,570,701	19,154	10	199,723	1,770,424	20,848

TOP 5 LARGEST HOME CROWDS AT THE CENTER

ALL-GAMES			REGULAR SEASON ONLY			PLAYOFFS ONLY		
21,305	Chicago	04/17/98	21,305	Chicago	04/17/98	21,087	Milwaukee	05/30/01
21,257	Washington	04/16/03	21,257	Washington	04/16/03	21,046	Milwaukee	06/03/01
21,127	LA Lakers	12/20/02	21,127	LA Lakers	12/20/02	20,998	Milwaukee	05/24/01
21,104	Chicago	01/15/98	21,104	Chicago	01/15/98	20,969	Indiana	05/19/00
21,087	Milwaukee*	05/30/01	21,068	Sacramento	02/26/05	20,939	Toronto	05/16/01

ATTENDANCE FIGURES (HOME/ROAD BREAKDOWN)

	HOME GAMES						ROAD GAMES					
HOME	GP	TOTAL	AVG.	PO	PO TOTAL	ALL GP	GP	TOTAL	AVG.	PO	PO TOTAL	ALL GP
1963-64	30	108,271	3,609	2	8,765	117,036	43	221,746	5,157	3	21,322	243,068
1964-65	25	108,729	4,349	5	43,517	152,246	48	334,403	6,967	6	68,367	402,770
1965-66	25	145,372	5,804	3	25,640	171,012	48	438,354	9,132	2	27,818	466,172
1966-67	30	246,275	8,224	8	78,275	324,550	43	403,889	9,393	7	81,220	485,109
1967-68	35	304,631	8,704	7	78,941	383,572	47	483,851	10,295	6	92,250	576,101
1968-69	34	361,161	10,622	3	38,639	399,800	45	339,152	7,537	2	27,768	366,920
1969-70	38	311,976	8,210	2	29,450	341,426	44	335,201	7,618	3	32,240	367,441
1970-71	39	336,815	8,636	3	26,607	363,422	43	332,805	7,739	4	29,956	362,761
1971-72	37	326,493	8,824	—	—	326,493	41	321,043	7,830	—	—	321,043
1972-73	31	182,921	5,901	—	—	182,921	41	305,142	7,442	—	—	305,142
1973-74	37	171,159	4,626	—	—	171,159	41	321,233	7,835	—	—	321,233
1974-75	41	296,721	7,237	—	—	296,721	41	367,330	8,959	—	—	367,330
1975-76	41	509,699	12,432	2	27,439	537,138	41	446,165	10,882	1	12,049	458,214
1976-77	41	632,949	15,438	0	174,115	807,064	41	632,994	15,438	9	130,935	763,929
1977-78	41	644,456	15,718	5	79,124	723,580	41	599,597	14,624	5	92,109	691,706
1978-79	41	506,485	12,353	4	52,324	558,809	41	594,488	14,500	5	68,198	662,728
1979-80	41	479,727	11,701	9	151,060	630,787	41	577,497	14,085	9	148,104	725,601
1980-81	41	469,355	11,448	8	109,190	578,545	41	562,337	13,715	8	103,357	665,694
1981-82	41	506,847	12,362	10	162,904	669,751	41	575,375	14,034	11	155,654	731,029
1982-83	41	646,788	15,775	7	22,615	769,403	41	621,637	15,162	6	91,026	712,663
1983-84	41	588,139	14,345	3	44,457	632,596	41	609,211	14,859	2	32,548	745,211
1984-85	41	572,569	13,965	6	81,256	653,825	41	631,886	15,412	7	90,115	722,001
1985-86	41	513,459	12,523	6	81,206	594,665	41	590,970	14,414	6	73,933	664,903
1986-87	41	587,748	14,335	2	29,825	617,573	41	679,247	16,567	3	33,156	712,403
1987-88	41	513,113	12,515	—	—	513,113	41	585,003	14,268	—	—	585,003
1988-89	41	558,292	13,617	1	16,236	576,460	41	655,241	15,981	2	39,182	694,423
1989-90	41	574,710	14,017	5	87,991	662,701	41	668,276	16,299	5	89,451	757,727
1990-91	41	634,210	15,469	3	51,921	686,131	41	660,414	16,108	5	85,238	745,652
1991-92	41	574,128	14,003	—	—	574,128	41	674,844	16,460	—	—	674,844
1992-93	41	515,284	12,568	—	—	515,284	41	644,368	15,716	—	—	644,368
1993-94	41	509,444	12,425	—	—	509,444	41	666,752	16,262	—	—	666,752
1994-95	41	507,809	12,386	—	—	507,809	41	665,856	16,240	—	—	665,856
1995-96	41	489,327	11,935	—	—	489,327	41	724,113	17,661	—	—	724,113
1996-97	41	626,478	15,280	—	—	626,478	41	722,607	17,265	—	—	722,607
1997-98	41	655,417	15,986	—	—	655,417	41	713,540	17,403	—	—	713,540
1998-99	25	436,444	17,458	4	83,198	519,642	25	458,399	18,336	4	65,130	523,529
1999-00	41	756,929	18,462	5	104,028	860,957	41	710,603	17,332	5	81,744	792,347
2000-01	41	805,692	19,651	13	271,595	1,077,287	41	761,896	18,583	10	192,121	954,017
2001-02	41	842,976	20,560	2	41,593	884,569	41	767,538	18,720	3	55,872	823,410
2002-03	41	807,097	19,685	6	121,523	928,620	41	754,745	18,408	6	118,361	873,106
2003-04	41	788,128	19,223	—	—	788,128	41	724,580	17,673	—	—	724,580
2004-05	41	732,686	17,870	2	32,801	765,487	41	735,285	17,934	3	66,228	801,513
2005-06	41	677,278	16,519	—	—	677,278	41	763,709	18,627	—	—	763,709
2006-07	41	608,603	14,844	—	—	608,603	41	731,840	17,850	—	—	731,840
2007-08	41	609,675	14,870	3	51,282	660,957	41	609,675	14,870	3	66,228	675,903
2008-09	41	647,898	15,802	3	49,647	697,545	41	710,831	17,337	3	52,383	763,214
2009-10	41	583,219	14,225	—	—	583,219	41	692,450	16,889	—	—	692,450
2010-11	41	604,823	14,752	2	39,452	644,275	41	703,394	17,156	3	59,700	763,094
2011-12	33	577,597	17,503	6	122,320	699,917	33	553,235	16,765	7	140,599	693,834
2012-13	41	685,412	16,717	—	—	685,412	41	710,251	17,323	—	—	710,251
2013-14	41	568,632	13,869	—	—	568,632	41	715,093	17,441	—	—	715,093
2014-15	41	571,342	13,935	—	—	571,342	41	724,272	17,665	—	—	724,272
2015-16	41	610,121	14,881	—	—	610,121	41	717,170	17,492	—	—	717,170
2016-17	41	710,557	17,331	—	—	710,557	41	705,569	17,209	—	—	705,569
2017-18	41	833,503	20,329	5	104,235	937,738	41	737,198	17,980	5	95,488	832,686

BIGGEST & SMALLEST CROWDS

Biggest 76ers home crowd, ever ..... 21,305 76ers vs. Chicago, April 17,1998
Biggest 76ers home crowd, playoffs ..... 21,087, 76ers vs. Milwaukee May 30, 2001
Smallest crowd, playoffs ..... 4,255, 76ers vs. Cincinnati, March 28, 1964
Biggest 76ers crowd anywhere ..... 52,745 at Pontiac, Michigan, February 14, 1987
Smallest Spectrum crowd ..... 2,058, 76ers vs. Buffalo, February 6, 1974
Smallest Center crowd ..... 9,317 76ers vs. Charlotte, November 7, 2007

HISTORY

TRIPLE-DOUBLES (SINCE 1979-80)

PLAYER	DATE	OPPONENT	STATISTICS
Markelle Futlz	4/11/18	vs. Milwaukee	13 points, 10 rebounds, 10 assists
Ben Simmons	4/6/18	vs. Cleveland	27 points, 15 rebounds, 13 assists
Ben Simmons	3/30/18	at Atlanta	13 points, 12 rebounds, 11 assists
Ben Simmons	3/24/18	vs. Minnesota	15 points, 12 rebounds, 13 assists
Ben Simmons	3/19/18	vs. Charlotte	11 points, 12 rebounds, 15 assists
Ben Simmons	3/15/18	at New York	13 points, 10 rebounds, 12 assists
Ben Simmons	3/13/18	vs. Indiana	10 points, 13 rebounds, 10 assists
Ben Simmons	2/14/18	vs. Miami	18 points, 12 rebounds, 10 assists
T.J. McConnell	2/12/18	vs. New York	10 points, 10 rebounds, 11 assists
Ben Simmons	1/24/18	vs. Chicago	19 points, 17 rebounds, 14 assists
Ben Simmons	12/18/17	at Chicago	19 points, 11 rebounds, 10 assists
Ben Simmons	12/7/17	vs. L.A. Lakers	12 points, 12 rebounds, 15 assists
Ben Simmons	11/3/17	vs. Indiana	14 points, 11 rebounds, 11 assists
Ben Simmons	10/23/17	at Detroit	21 points, 12 rebounds, 10 assists
Michael Carter-Williams	11/29/14	vs. Dallas	18 points, 10 rebounds, 16 assists
Michael Carter-Williams	12/13/14	vs. Memphis	16 points, 11 rebounds, 11 assists
Michael Carter-Williams	1/30/15	vs. Minnesota	17 points, 10 rebounds, 10 assists
Tony Wroten	11/13/13	vs. Houston	18 points, 10 rebounds, 11 assists
Michael Carter-Williams	12/3/13	vs. Orlando	27 points, 13 rebounds, 10 assists
Michael Carter-Williams	3/10/14	at New York	23 points, 13 rebounds, 10 assists
Jrue Holiday	1/2/13	at Phoenix	16 points, 10 rebounds, 10 assists
Andre Iguodala	1/28/12	vs. Detroit	10 points, 10 rebounds, 10 assists
Andre Iguodala	3/6/11	vs. Golden State	15 points, 11 rebounds, 10 assists
Andre Iguodala	3/4/11	vs. Minnesota	22 points, 13 assists, 10 rebounds
Andre Iguodala	2/16/11	at Houston	13 points, 12 rebounds, 10 assists
Jrue Holiday	2/2/11	at New Jersey	11 points, 11 assists, 10 rebounds
Andre Miller	12/20/08	vs. Indiana	14 points, 12 assists, 10 rebounds
Andre Miller	4/4/09	vs. Detroit	21 points, 12 assists, 10 rebounds
Andre Iguodala	3/7/07	vs. Seattle	25 points, 11 rebounds, 10 assists
Andre Iguodala	2/2/07	vs. Golden State	25 points, 10 rebounds, 13 assists
Andre Miller	1/26/07	vs. Cleveland	12 points, 12 rebounds, 13 assists
Andre Iguodala	11/22/06	vs. Milwauke	10 points, 10 rebounds, 10 assists
Andre Iguodala	3/23/05	vs. Detroit	10 points, 10 rebounds, 10 assists
Eric Snow	2/26/03	vs. Memphis	22 points, 10 rebounds, 11 assists
Allen Iverson	1/7/02	vs. LA Clippers	30 points, 10 rebounds, 11 assists
Dikembe Mutombo	12/1/01	at Chicago	16 points, 19 rebounds, 10 blocks
Aaron McKie	1/3/01	vs. Atlanta	11 points, 10 rebounds, 10 assists
Aaron McKie	12/30/00	at Sacramento	19 points, 10 rebounds, 14 assists
Toni Kukoc	3/26/00	at Indiana	19 points, 10 rebounds, 10 assists
Dana Barros	4/8/95	vs. Orlando	25 points, 10 rebounds, 15 assists
Clarence Weatherspoon	2/7/94	vs. Charlotte	15 points, 15 rebounds, 13 assists
Hersey Hawkins	1/27/93	vs. Indiana	25 points, 13 rebounds, 10 assists
Charles Barkley	3/19/90	at New Jersey	29 points, 15 rebounds, 10 assists
Charles Barkley	3/7/90	vs. New York	15 points, 12 rebounds, 11 assists
Charles Barkley	4/23/89	vs. Washington	31 points, 16 rebounds, 11 assists
Charles Barkley	3/1/89	at Sacramento	30 points, 15 rebounds, 11 assists
Maurice Cheeks	1/6/88	vs. Utah	17 points, 10 rebounds, 12 assists
Charles Barkley	3/27/87	vs. New Jersey	28 points, 15 rebounds, 10 assists
Charles Barkley	3/14/87	at Detroit	30 points, 14 rebounds, 10 assists
Charles Barkley	2/26/87	at San Antonio	18 points, 17 rebounds, 10 assists
Charles Barkley	12/19/86	vs. Boston	15 points, 14 rebounds, 14 assists
Charles Barkley	11/4/86	at Indiana	34 points, 10 rebounds, 14 assists
Charles Barkley	4/4/86	vs. Cleveland	27 points, 22 rebounds, 10 assists
Andrew Toney	3/24/85	vs. Denver	28 points, 11 rebounds, 12 assists
Julius Erving	11/20/79	at San Antonio	26 points, 10 rebounds, 10 assists

NOTES

HONORS

ALL-NBA TEAM SELECTIONS

FIRST TEAM ALL-NBA SELECTIONS

2004-05 ..... Allen Iverson
2000-01 ..... Allen Iverson
1998-99 ..... Allen Iverson
1990-91 ..... Charles Barkley
1989-90 ..... Charles Barkley
1988-89 ..... Charles Barkley
1987-88 ..... Charles Barkley
1984-85 ..... Moses Malone
1982-83 ..... Moses Malone
1982-83 ..... Julius Erving
1981-82 ..... Julius Erving
1980-81 ..... Julius Erving
1979-80 ..... Julius Erving
1977-78 ..... Julius Erving
1975-76 ..... George McGinnis
1970-71 ..... Billy Cunningham
1969-70 ..... Billy Cunningham
1968-69 ..... Billy Cunningham
1967-68 ..... Wilt Chamberlain
1966-67 ..... Wilt Chamberlain
1965-66 ..... Wilt Chamberlain
1957-58 ..... Dolph Schayes
1956-57 ..... Dolph Schayes
1954-55 ..... Dolph Schayes
1953-54 ..... Dolph Schayes
1952-53 ..... Dolph Schayes
1951-52 ..... Dolph Schayes

SECOND TEAM ALL-NBA SELECTIONS

2017-18 ..... Joel Embiid
2002-03 ..... Allen Iverson
2001-02 ..... Allen Iverson
2000-01 ..... Dikembe Mutombo
1999-00 ..... Allen Iverson
1991-92 ..... Charles Barkley
1986-87 ..... Charles Barkley
1985-86 ..... Charles Barkley
1983-84 ..... Moses Malone
1983-84 ..... Julius Erving
1976-77 ..... Julius Erving
1976-77 ..... George McGinnis
1971-72 ..... Billy Cunningham
1968-69 ..... Hal Greer
1967-68 ..... Hal Greer
1966-67 ..... Hal Greer
1965-66 ..... Hal Greer
1964-65 ..... Hal Greer
1963-64 ..... Hal Greer
1962-63 ..... Hal Greer
1960-61 ..... Larry Costello
1960-61 ..... Dolph Schayes
1959-60 ..... Dolph Schayes
1958-59 ..... Dolph Schayes
1955-56 ..... Dolph Schayes
1954-55 ..... Paul Seymour
1953-54 ..... Paul Seymour
1950-51 ..... Dolph Schayes
1949-50 ..... Dolph Schayes
1949-50 ..... Al Cervi

THIRD TEAM ALL-NBA SELECTIONS

2005-06 ..... Allen Iverson
2001-02 ..... Dikembe Mutombo

All-NBA teams selected by writers and broadcasters

NBA MOST VALUABLE PLAYER

(Maurice Podoloff Trophy)
Selected by NBA players until 1979-80; by writers and broadcasters since 1980-81

2000-01 ..... Allen Iverson
1982-83 ..... Moses Malone
1980-81 ..... Julius Erving
1967-68 ..... Wilt Chamberlain
1966-67 ..... Wilt Chamberlain
1965-66 ..... Wilt Chamberlain

NBA COACH OF THE YEAR

(Red Auerbach Trophy)
Selected by writers and broadcasters

2000-01 ..... Larry Brown
1965-66 ..... Dolph Schayes

NBA ROOKIE OF THE YEAR

(Eddie Gottlieb Trophy)
Selected by writers and broadcasters

2017-18 ..... Ben Simmons
2013-14 ..... Michael Carter-Williams
1996-97 ..... Allen Iverson

NBA ALL-DEFENSIVE PERFORMERS

Selected by NBA coaches
First Team Selections

2017-18 ..... Robert Covington
2000-01 ..... Dikembe Mutombo
1985-86 ..... Maurice Cheeks
1984-85 ..... Maurice Cheeks
1983-84 ..... Maurice Cheeks
1982-83 ..... Maurice Cheeks
1982-83 ..... Bobby Jones
1982-83 ..... Moses Malone
1981-82 ..... Bobby Jones
1981-82 ..... Caldwell Jones
1980-81 ..... Bobby Jones
1980-81 ..... Caldwell Jones
1979-80 ..... Bobby Jones
1978-79 ..... Bobby Jones

SECOND TEAM SELECTIONS

2017-18 ..... Joel Embiid
2010-11 ..... Andre Iguodala
2002-03 ..... Eric Snow
2001-02 ..... Dikembe Mutombo
1998-99 ..... Theo Ratliff
1989-90 ..... Rick Mahorn
1986-87 ..... Maurice Cheeks
1984-85 ..... Bobby Jones

NBA ALL-ROOKIE PERFORMERS

Selected by NBA coaches

FIRST TEAM SELECTIONS

2017-18 ..... Ben Simmons
2016-17 ..... Dario Šarić
2016-17 ..... Joel Embiid
2015-16 ..... Jahlil Okafor
2014-15 ..... Nerlens Noel
2013-14 ..... Michael Carter-Williams
2004-05 ..... Andre Iguodala
1996-97 ..... Allen Iverson
1995-96 ..... Jerry Stackhouse
1988-89 ..... Hersey Hawkins
1984-85 ..... Charles Barkley*
1972-73 ..... Fred Boyd*
1965-66 ..... Billy Cunningham*
1964-65 ..... Lucious Jackson*
1962-63 ..... Chet Walker*

SECOND TEAM SELECTIONS

1997-98 ..... Tim Thomas
1994-95 ..... Sharone Wright
1993-94 ..... Shawn Bradley
1992-93 ..... Clarence Weatherspoon

** NOTE: The first and second NBA All-Rookie Team selections began in 1988-89.*

HONORS

MISCELLANEOUS AWARD WINNERS

NBA MOST IMPROVED PLAYER

Selected by writers and broadcasters

1994-95 ..... Dana Barros

NBA DEFENSIVE PLAYER OF THE YEAR

Selected by writers and broadcasters

2000-01 ..... Dikembe Mutombo

NBA SIXTH MAN AWARD

Selected by writers and broadcasters

2000-01 ..... Aaron McKie
1982-83 ..... Bobby Jones

IBM AWARD

Determined by computer formula

1987-88 ..... Charles Barkley
1986-87 ..... Charles Barkley
1985-86 ..... Charles Barkley

J. WALTER KENNEDY CITIZENSHIP AWARD

Selected by the Pro Basketball Writers Association

2009-10 ..... Samuel Dalembert
2000-01 ..... Dikembe Mutombo
1982-83 ..... Julius Erving

NBA SPORTSMANSHIP AWARD

Selected by writers and broadcasters

1999-00 ..... Eric Snow
1998-99 ..... Eric Snow (Atlantic Division Winner)

ALL-TIME TEAM USA OLYMPIC PARTICIPANTS

Player	Yr(S)	Yrs. with 76ERS
Andre Iguodala	2012	2004-12
Allen Iverson	2004	1996-2006; 2009-10
Larry Brown	1964, 2004*	1997-03
Charles Barkley	1992, 1996	1984-92
Jeff Grayer	1988	1994-95
Hersey Hawkins	1988	1988-93
Leon Wood	1984	1984-86
Danny Vranes	1980	1986-88
Mike Bantom	1972	1981-82
Doug Collins	1972	1973-81
Bobby Jones	1972	1978-86
Melvin Counts	1964	1972-73
Luke Jackson	1964	1964-72
George Wilson	1964	1968-70
Darrall Imoff	1960	1968-70

**denotes head coach*

NBA COMMUNITY ASSIST AWARD

Samuel Dalembert ..... January, 2010
Samuel Dalembert ..... February, 2009
Chris Webber ..... Decemeber, 2005
Allen Iverson $ ..... August, 2004
Allen Iverson ..... July, 2004
Marc Jackson, Aaron McKie ..... November, 2003
Todd MacCulloch ..... October, 2002
Eric Snow ..... December, 2001
George Lynch ..... February, 2001

$ - shared with USA Basketball team members

NBA PLAYER OF THE MONTH

Allen Iverson ..... April, 2005
Allen Iverson ..... January, 2002
Allen Iverson ..... January, 2001
Allen Iverson ..... February, 1999
Charles Barkley ..... November, 1988
Charles Barkley ..... January, 1987
Moses Malone ..... February, 1983
Moses Malone * ..... December, 1982
Julius Erving ..... November, 1981
Julius Erving ..... November, 1980
Julius Erving ..... March, 1980

** - shared with Larry Drew*

NBA COACH OF THE MONTH

Doug Collins ..... February 2011
Larry Brown ..... March 2003
Larry Brown ..... February, 2003
Larry Brown ..... November, 2000
Jim Lynam ..... January, 1990
Billy Cunningham ..... December, 1982

NBA ROOKIE OF THE MONTH

Ben Simmons ..... March, 2018
Ben Simmons ..... February, 2018
Ben Simmons ..... January, 2018
Ben Simmons ..... November, 2017
Dario Šarić ..... March, 2017
Dario Šarić ..... February, 2017
Joel Embiid ..... January, 2017
Joel Embiid ..... Decmber, 2016
Joel Embiid ..... November, 2016
Michael Carter-Williams ..... April, 2014
Michael Carter-Williams ..... March, 2014
Michael Carter-Williams ..... January, 2014
Michael Carter-Williams ..... October/November, 2013
Allen Iverson ..... April, 1997
Allen Iverson ..... November, 1996
Jerry Stackhouse ..... March, 1996

NBA PLAYER OF THE WEEK

Allen Iverson ..... 20 times
2006-07: 1 (11/6/06); 2005-06: 3 (3/15/06, 1/17/06, 12/13/05); 2004-05: 4 (3/28/05, 3/7/05, 2/14/05, 12/27/04); 2003-04 1 (11/16/03); 2002-03: 3 (3/17/03, 12/2/02, 11/25/02); 2001-02 4 (3/3/02, 1/27/02, 1/20/02, 11/19/01); 2000-01: 2 (2/20/01, 1/8/01); 1998-99: --; 1997-98: 1 (1/18/98); 1996-97: 1 (4/13/97)
Charles Barkley ..... 6 times
1990-91: 1 (11/25/90); 1989-90: 1 (4/8/90); 1987-88: 1 (3/20/88); 1985-86 3 (3/30/86, 3/2/86, 1/26/86)
Moses Malone ..... 2 times
1984-85: 1 (11/18/84); 1983-84: 1 (3/25/84); 1982-83: 1 (2/6/83)
Andre Miller ..... 2 times
2007-08 2 (2/4-2/10/08, 2/25-3/2/08)
Julius Erving ..... 3 times
1986-97: 1 (4/19/87); 1980-81: 1 (1/18/81); 1979-80: 1 (10/21/79)
Joel Embiid ..... 3 times
2016-17: 1 (1/23/17); 2017-18: 2 (1/22/18, 2/12/18)
Ben Simmons ..... 1 time
2017-18: 1 (4/9/18)
Thaddeus Young ..... 1 time
2013-14: 1 (1/6/14)
Michael Carter-Williams ..... 1 time
2013-14: 1 (11/3/13)
Aaron McKie ..... 1 time
2000-01: 1 (1/2/01)
Eric Snow ..... 1 time
2001-02: 1 (4/14/02)
Andrew Toney ..... 1 time
1982-83: 1 (3/20/83 #)
Caldwell Jones ..... 1 time
1980-81: 1 (2/8/81)

#- shared with Gus Williams

ALL-STAR WEEKEND PARTICIPANTS

ALL-STAR GAME SELECTIONS

Since the first NBA All-Star game (1950-51), 29 different players have earned 98 All-Star selections:

Dolph Schayes 12
1951, 1952*, 1953, 1954, 1955, 1956, 1957, 1958, 1959, 1960, 1961, 1962

Julius Erving 11
1977, 1978, 1979, 1980, 1981, 1982, 1983, 1984, 1985, 1986, 1987

Hal Greer 10
1961, 1962, 1963, 1964, 1965, 1966, 1967, 1968, 1969, 1970

Allen Iverson 7
2000, 2001, 2002, 2003, 2004, 2005, 2006

Charles Barkley 6
1987, 1988, 1989, 1990, 1991, 1992

Larry Costello 6
1958, 1959, 1960, 1961, 1962*, 1965

Maurice Cheeks 4
1983, 1986, 1987, 1988

Doug Collins 4
1976, 1977, 1978, 1979*

Billy Cunningham 4
1969, 1970, 1971, 1972

Moses Malone 4
1983, 1984*, 1985, 1986

Wilt Chamberlain 3
1966, 1967, 1968

John "Red" Kerr 3
1956, 1959, 1963

Paul Seymour 3
1953, 1954, 1955

Chet Walker 3
1964, 1966, 1967

Bobby Jones 2
1981, 1982

George McGinnis 2
1976, 1977

Andrew Toney 2
1983, 1984

Dana Barros 1
1995

John Block 1
1973

Billy Gabor 1
1953

Hersey Hawkins 1
1991

Joel Embiid 1
2018

Jrue Holiday 1
2013

Andre Iguodala 1
2012

Luke Jackson 1
1965

Steve Mix 1
1975

Dikembe Mutombo 1
2002

Theo Ratliff 1
2001*

Red Rocha 1
1952

Lee Shaffer III 1
1963

George Yardley 1
1960

**denotes injured and did not participate*

ALL-STAR GAME MVP

Allen Iverson 2005
Allen Iverson 2001
Charles Barkley 1991
Julius Erving 1983
Julius Erving 1977
Hal Greer 1968

ROOKIE CHALLENGE MVP

Andre Iguodala (Sophomore Team) 2006
Allen Iverson 1997

ALL-STAR COACHES

Billy Cunningham ..... 4-0 ..... 1978, 1980, 1981, 1983
Al Cervi ..... 2-0 ..... 1955, 1952
Larry Brown 1-0 2001
Alex Hannum 1-0 1968
Gene Shue 0-1 1977

ALL-STAR SATURDAY PARTICIPANTS

ROOKIE CHALLENGE

Joel Embiid 2018
Dario Šarić 2018
Ben Simmons 2018
Jahlil Okafor 2017
Dario Šarić 2017
Nerlens Noel 2016
Jahlil Okafor 2016
Michael Carter-Williams 2015
Robert Covington 2015
Nerlens Noel 2015
Michael Carter-Williams 2014
Evan Turner 2012
Jrue Holiday 2011
Thaddeus Young 2009
Andre Iguodala (MVP) 2006
Andre Iguodala 2005
Kyle Korver 2005
Todd MacCulloch 2000
Tim Thomas 1998
Allen Iverson (MVP) 1997
Jerry Stackhouse 1996
Sharone Wright 1995
Shawn Bradley 1994

THREE-POINT SHOOTOUT

Kyle Korver 2005
Kyle Korver 2004
Allen Iverson 2000
Dana Barros 1995
Dana Barros 1994
Hersey Hawkins 1991
Gerald Henderson 1989

SLAM DUNK CONTEST

Andre Iguodala 2006
Larry Hughes 2000
Jerry Stackhouse 1996
Tim Perry 1995
Tim Perry 1993
Julius Erving 1985
Julius Erving 1984

HONORS

BASKETBALL HALL OF FAMERS

Charles Barkley
Enshrined as a player on
Sept. 8, 2006.
1984-92: 76ers player

Julius Erving
Enshrined as a player on
May 10, 1993
1976-87: 76ers player

Bob McAdoo
Enshrined as a player on
Oct. 13, 2000
1985-86: 76ers player

Danny Biasone
Enshrined as contributor on
Oct. 13, 2000
1949-63: Nationals President
& Founder

Hal Greer
Enshrined as a player on
May 3, 1982
1958-73: 76ers/Nationals player

Dikembe Mutombo
Enshrined as a player on
Sept. 12, 2015
2001-2002: 76ers player

Larry Brown
Enshrined as a coach on
Sept. 27, 2002
1997-03: 76ers head coach

Alex Hannum
Enshrined as a coach on
Oct. 2, 1998
1949-51: Nationals player
1960-68: 76ers/Nationals Coach

Jack Ramsay
Enshrined as a coach on
May 11, 1992
1968-72: 76ers head coach

Al Cervi
Enshrined as a player on
July 1, 1985
1949-53: Nationals player
1949-56: Nationals head coach

George McGinnis
Enshrined as a player on
April 1, 2017.
1975-1978: 76ers player

Dolph Schayes
Enshrined as a player on
April 26, 1998
1949-64: 76ers/Nationals player
1963-66: 76ers head coach

Wilt Chamberlain
Enshrined as a player on
April 28, 1979
1965-68: 76ers player

Bailey Howell
Enshrined as a player on
Sept. 29, 1997
1970-71: 76ers player

Chet Walker
Enshrined as a player on
Sept. 7, 2012
1962-69: 76ers/Nationals player

Maurice Cheeks
Enshrined as a player on
Sept. 7 2018.
1978-89: 76ers player

Allen Iverson
Enshrined as a player on
Sept. 9 2016.
1996-2007, 2009-10: 76ers player

George Yardley
Enshrined as a player on
May 6, 1996
1959-60: Nationals player

Billy Cunningham
Enshrined as a player on
May 6, 1986
1965-72, 1974-76: 76ers player
1977-85: 76ers head coach

Moses Malone
Enshrined as a player on
Oct. 5, 2001
1982-86, 1993-94: 76ers player

OTHER HALL OF FAME AWARDS/HONORS

JOHN BUNN AWARD

Presented for outstanding lifetime achievement to basketball. It is the highest single honor the Basketball Hall of Fame awards outside of actual Enshrinement.

Harvey Pollack (Awarded on July 18, 2002)

CURT GOWDY MEDIA AWARD

Awarded annually to one member of print and electronic media whose efforts have made significant contribution to the game of basketball.

Bill Campbell (Awarded on June 16, 2005)

RETIRED NUMBERS



#34 Charles Barkley

Jersey Retired: March 30, 2001
Seasons with Franchise: 8 (1984-92)

Despite measuring a shade under 6-foot-5, "Sir Charles" established himself as a force under the basket in two gold medal-winning Olympics and 16 NBA seasons. Barkley averaged 22.1 points and 11.7 rebounds per game in 16 NBA seasons and appeared in nine All-Star Games, capturing MVP honors in 1991 after scoring 17 points and 22 rebounds. Selected by Philadelphia with the fifth overall pick in the 1984 NBA Draft, Barkley averaged 23.3 points and 11.6 rebounds in eight seasons with the 76ers. He also played four seasons with Phoenix (1992-96) and spent the final three seasons of his career in Houston (1996-99).

HIGHLIGHTS: NBA Most Valuable Player (1993)...IBM Award, for all-around contributions to team's success (1986, 1987, 1988)...All-NBA first team (1988, 1989, 1990, 1991, 1993)...All-NBA second team (1986, 1987, 1992, 1994, 1995)...All-NBA third team (1996)...NBA All-Rookie Team (1995)...NBA All-Star selection (1987, 1988, 1989, 1990, 1991, 1992, 1993, 1994, 1995, 1996, 1997)...NBA All-Star Game Most Valuable Player (1991)...NBA 50th Anniversary All-Time Team (1996).

#13 Wilt Chamberlain

Jersey Retired: March 18, 1991
Seasons with Franchise: 4 (1964-68)

A Philadelphia native, Wilt Chamberlain was one of the most dominant players the NBA has ever seen. He finished his 14-year career with a 30.1 scoring average and a 22.9 rebound average. The four-time league MVP is the only player to score 100 points in a single game and holds the NBA record for most games with 50 or more points, a feat he accomplished an astounding 118 times. On a league-record nine occasions "The Big Dipper" led the league in field goal percentage and seven seasons he was the league's top scorer. He ranks as the Sixers all-time leader in both scoring average and field goal percentage. Chamberlain totaled 31,419 points and 23,924 rebounds during his NBA career and was selected to play in the NBA All-Star Game 13 times. Chamberlain helped the Sixers claim the NBA championship in 1967 and guided the Los Angeles Lakers to an NBA crown in 1972.

HIGHLIGHTS: NBA Most Valuable Player (1960, 1966, 1967, 1968)...NBA Rookie of the Year (1960)...All-NBA first team (1960, 1961, 1962, 1964, 1966, 1967, 1968)...All-NBA second team (1963, 1965, 1972)...NBA All-Defensive first team (1972, 1973)...elected to Naismith Memorial Basketball Hall of Fame (1978)...NBA 35th Anniversary All-Time Team (1980)...NBA 50th Anniversary All-Time Team (1996)...member of the NBA Championship team (1967, 1972)...NBA Finals Most Valuable Player (1972)...NBA All-Star Game Most Valuable Player (1960).



#10 Maurice Cheeks

Jersey Retired: Feb. 6, 1995
Seasons with Franchise: 21 - Player, 11 (1978-89);
Assistant Coach, 7 (1994-01); Head Coach, 4 (2005-2009)

Maurice Cheeks, the consummate point guard, played 15 seasons in the NBA, 11 in Philadelphia, after being selected in the second round (36th overall) of the 1978 NBA Draft. He is the Sixers all-time leader in both steals and assists. In each of his 11 seasons in Philadelphia, Cheeks led the Sixers in assists and each of his first 10 seasons he also led the team in steals. Four times as a member of the 76ers he played in the NBA All-Star Game and was instrumental in the Sixers 1983 NBA championship. Additionally, Cheeks shares single-game records for most steals in an NBA Finals game and an NBA playoff game. During his stellar NBA career, Cheeks tallied 12,195 points, 7,392 assists and 2,310 steals. He served as an assistant coach with the Sixers for seven seasons (1994-01) and returned to Philadelphia for his first season as a head coach with the 76ers in 2005-06.

HIGHLIGHTS: Member of the 1983 NBA Championship team...NBA All-Defensive first team (1983, 1984, 1985, 1986)...NBA All-Defensive second team (1987)...NBA All-Star selection (1983, 1986, 1987, 1988).

RETIRED NUMBERS

#32 Billy Cunningham

Jersey Retired: Dec. 17, 1976
Seasons with Franchise: 17 - Player, 9 (1965-72, 1974-76); Head Coach, 8 (1977-85)

Billy Cunningham, the 76ers first round draft choice in the 1965 NBA Draft (7th overall), played nine seasons for the Sixers and served as their head coach for eight years. The 1966 NBA Rookie of the Year scored 13,626 points during his career with the 76ers and made four consecutive All-Star Game appearances. Cunningham also played two seasons for the Carolina Cougars of the ABA and was the league's MVP and a first-team ABA All-Star in 1973. He compiled a 454-196 record as the Sixers head coach and guided the team to three division titles. Cunningham is the only member of the organization to capture an NBA championship as both a player (1967) and as a head coach (1983).

HIGHLIGHTS: All-NBA first team (1969, 1970, 1971)...All-NBA second team (1972)... NBA All-Rookie Team (1965)...elected to Naismith Memorial Hall of Fame (1986)...One of the 50 Greatest Players in NBA History (1996)...member of NBA Championship team (1967)...winningest coach (454-196) in franchise history.

#6 Julius Erving

Jersey Retired: April 18, 1988
Seasons with Franchise: 11 (1976-87)

One of the most popular athletes in Philadelphia sports history, Julius Erving played 11 seasons as a member of the 76ers after being acquired from the New York Nets in 1976. "Dr. J" was selected to play in the NBA All-Star Game in each of his 11 seasons in the league and became the first Sixers player to be chosen MVP of the All-Star Game on two occasions (1977, 1983). Erving was a member of the 76ers 1983 championship team and is the franchise's all-time leader in blocked shots. Prior to his entry into the NBA, Erving played five seasons in the ABA where he was named the league's MVP twice (1974, 1976) and the co-MVP in 1975. He guided the New York Nets to a pair of ABA titles and appeared in the ABA All-Star Game in each of his five seasons.

HIGHLIGHTS: NBA Most Valuable Player (1981)...All-NBA first team (1978, 1980, 1981, 1982, 1983)...All-NBA second team (1977, 1984)...J. Walter Kennedy Citizenship Award (1983)...elected to the Naismith Memorial Hall of Fame (1993)...NBA 35th Anniversary All-Time Team...One of the 50 Greatest Players in NBA History (1996)... member of NBA Championship team (1983)...All-Star Game Most Valuable Player (1977, 1983).



#15 Hal Greer

Jersey Retired: Nov, 19, 1976
Seasons with Franchise: 14 - Nationals, 5 (1958-63); 76ers, 9 (1963-73)

Hal Greer was the first player to have his number retired by the 76ers organization. Greer, who represented the 76ers in the NBA All-Star Game for 10-straight years (1961-70), is the only Sixers player to wear number 15. He was selected by the Syracuse Nationals in the second round (14th overall) of the 1958 NBA Draft. He played five seasons for Syracuse before the franchise moved to Philadelphia in 1963. Greer totaled 21,586 points during his 15-year career and helped lead the Sixers to the 1967 NBA championship. He currently ranks as the 76ers all-time leader in points scored, minutes played, field goals made, field goals attempted, games played and personal fouls.

HIGHLIGHTS: All-NBA second team (1963, 1964, 1965, 1966, 1967, 1968, 1969) ...elected to Naismith Memorial Hall of Fame (1982)...One of the 50 Greastest Players in NBA History (1996)...member of NBA Championship team (1967)...NBA All-Star Game Most Valuable Player (1968).

RETIRED NUMBERS

#3 Allen Iverson

Jersey Retired: Mar. 1, 2014
Seasons with Franchise: 12 (1996-2007, 2009-10)

Allen Iverson was the first overall pick by Philadelphia in the 1996 NBA Draft and played his first 10-plus seasons with the franchise. Considered by many to be the pound-for-pound toughest player in league history, Iverson was also one of the most iconic athletes of his generation. The crowning achievement in Iverson's career came in 2000-01 when he was named MVP of the league while leading the Sixers to the NBA Finals. Iverson has the seventh-highest scoring average in league history (26.7 ppg) and scored the second-most points in franchise history. He also owns the second-highest scoring average in playoff history (29.7 ppg), trailing only Michael Jordan. Iverson led the NBA in steals in three consecutive seasons from 2000-01 through 2002-03 and ranks eighth in the league history in steals per game (2.17).

HIGHLIGHTS: Selected to Naismith Memorial Basketball Hall of Fame (2016); NBA Most Valuable Player (2001); NBA Rookie of the Year (1997), 11-time NBA All-Star and two-time All-Star Game MVP; four-time NBA scoring champion; three-time NBA steals leader; three-time All-NBA First Team; three time All-NBA Second Team.

#24 Bobby Jones

Jersey Retired: Nov. 7, 1986
Seasons with Franchise: 8 (1978-86)

One of the greatest defenders in NBA history, Bobby Jones played eight of his 10 NBA seasons for the 76ers. He was named to the NBA's All-Defensive first team eight consecutive seasons from 1977-84 and was a second team selection in 1985. In 1983, he captured the NBA Sixth Man Award and helped lead the Sixers to the NBA championship. A first round draft choice (15th overall) of the Houston Rockets in the 1974 NBA Draft, Jones began his professional career as a member of the ABA's Denver Nuggets. He was a member of the ABA All-Rookie team in 1985, an ABA All-Star in 1976 and a member of the ABA's All-Defensive Team in both 1975 and 1976. With the 76ers, he totaled 6,585 points and 2,942 rebounds.

HIGHLIGHTS: NBA Sixth Man Award (1983)...NBA All-Defensive first team (1977, 1978, 1979, 1980, 1981, 1982, 1983, 1984)...NBA All-Defensive second team (1985)...member of NBA Championship team (1983)...member of silver-medal winning U.S. Olympic team (1972)...NBA All-Star Game (1977, 1978, 1981, 1982).

#4 Dolph Schayes

Jersey Retired: Mar. 12, 2016
Seasons with Franchise: 18 - Player, 15 (1950-64);
Head Coach, 3 (1963-66)

Dolph Schayes played 14 seasons with the Syracuse Nationals (1949-63), before accompanying the team to Philadelphia and suting up for the Sixers in his final NBA campaign, 1963-64. Schayes served as player-coach during the 1963-64 season and would coach the Sixers for the next two seasons. As a coach, he registered a .538 winning percentage (129-111). In 996 career games with the Nationals/Sixers, Schayes averaged 18.5 points and 12.1 rebounds in 34.4 minutes per game. In 1954-55, Schayes led the Nationals to the franchise's first NBA title in a seven-game series against the Fort Wayne Pistons. A 12-time all-star, Hall of Fame inductee, and member of the NBA's 50 Greatest Players, Schayes was the NBA's all-time leading scorer (18,348 points) at the time of his retirement.

HIGHLIGHTS: Selected to Naismith Memorial Basketball Hall of Fame (1973); One of NBA's 50 Greatest Players (1996); 12-time NBA All-Star; Six-time All-NBA First Team; Six-time All-NBA Second Team; 1955 NBA Champion (Syracuse Nationals); NBA Coach of the Year (1966).

HONOREE

David Zinkoff

Microphone Retired: March 25, 1986
Seasons with Franchise: 22 (1963-1985)

The only non-player to be recognized with a banner in the rafters of The Center, Dave Zinkoff was the Sixers legendary public address announcer from their inception in 1963 until his passing on Christmas Day in 1985. Zinkoff also served as the public address announcer for the Philadelphia Warriors from 1946 through 1962 and at numerous college basketball games at Convention Hall. He also served in the same capacity for boxing and wrestling at Convention Hall and for the first-ever Sugar Bowl. In addition to having his microphone retired, Zinkoff Boulevard was dedicated on June 19, 1986.

NOTES

RECORDS

TEAM SINGLE-GAME RECORDS

MOST POINTS	Game	163	vs. San Francisco	03/10/63
	1st Half	86	vs. Detroit	02/12/61
	2nd Half	95	at Seattle	12/20/67
	1st Quarter	50	at San Francisco	12/16/62
	2nd Quarter	48	vs. Detroit	02/12/61
	3rd Quarter	51	vs. Detroit	03/02/63
	4th Quarter	53	at Seattle	12/20/67
	OT	22	vs. Miami	04/14/05
MOST FGM	Game	69	vs. San Francisco	03/10/63
	Half	40	vs. Detroit	01/13/63
	Quarter	21	at San Francisco	12/16/62
MOST FGA	Game	140	vs. Philadelphia	03/01/61
		140	at Philadelphia	02/17/60
	Half	78	vs. Philadelphia	03/02/61
	Quarter	40	vs. Philadelphia	03/03/61
BEST FG PCT	Game	.686 (48-70)	vs. New Jersey	03/22/86
	Half	.758 (25-33)	vs. Portland	11/16/07
	Quarter	.938 (15-16)	vs. LA Lakers	12/02/66
MOST 3-PT FGM	Game	18 (2)	vs. Indiana	11/03/17
			vs. Charlotte	03/19/18
MOST 3-PT FGA	Game	46	vs. Oklahoma City (3OT)	12/15/17
		46	vs. Milwaukee (OT)	04/10/16
		44	vs. Charlotte	03/19/18
		44	vs. Charlotte	03/29/16
MOST FTM	Game (5OT)	59	vs. Anderson	11/24/49
	Game	51	vs. Rochester	01/15/53
MOST FTA	Game (5OT)	68	vs. New York	02/15/53
	Game	67	vs. Tri-Cities	11/17/49
		67	vs. Chicago	12/07/62
	Half	42	at San Francisco	12/18/65
	Quarter	27	at San Diego	11/08/67
		27	vs. Detroit	12/22/90
BEST FT PCT	Game	1.000	Several times; most without a miss:	
			at Boston (29-29)	11/2/57
MOST REBOUNDS	Game	97	vs. Philadelphia	02/21/57
		97	at Philadelphia	03/04/61
	Quarter	35	vs. New York	11/11/61
MOST OFF. REBOUNDS	Game	32	at Detroit (OT)	12/19/75
		32	vs. L.A. Lakers	01/08/75
	Half	19	vs. LA Clippers	01/08/86
MOST DEF. REBOUNDS	Game	54	vs. Washington (OT)	11/15/75
	Half	34	vs. Washington	11/16/75
MOST ASSISTS	Game	45	vs. Denver	12/07/88
	Half	25	vs. Cincinnati	03/19/71
		25	vs. Boston	11/05/77
		25	vs. Detroit	03/25/81
	Quarter	16	vs. Houston	11/21/82
MOST PERSONAL FOULS	Game (OT)	59	at Baltimore	11/15/52
	Game	50	vs. New York	02/15/53
	Half	28	at Boston	12/26/50
	Quarter	16	at Boston	12/26/50
		16	vs. San Diego	11/19/69
MOST STEALS	Game	24	vs. Detroit	11/11/78
	Half	14	vs. New York	02/20/08
	Quarter	10	vs. Phoenix	03/17/84
MOST TURNOVERS	Game (2OT)	39	at Detroit	11/07/69
	Game	38	vs. San Antonio	10/22/76
		38	vs. Atlanta	01/19/77
		38	at Phoenix	03/04/79
MOST TURNOVERS (CONT.)	Half	20	at Phoenix	01/27/78

RECORDS

TEAM SINGLE-GAME & SINGLE-SEASON RECORDS

		20	vs. Atlanta	12/14/79
	Quarter	13	vs. Atlanta	12/14/79
		13	vs. Denver	02/16/83
MOST BLOCKED SHOTS	Game	20	vs. Seattle	03/09/84
	Quarter	9	vs. Orlando	01/31/92
		9	vs. New York	01/22/93
LONGEST WIN STREAK	Overall	18		03/03/66 to 11/04/66
	Single-Season	16		(3/15/18-4/11/18)
	Home (Overall)	36		01/14/66 to 01/20/67
	Home (Single-Season)	25		12/17/77 to 04/08/78
	Road	13		12/08/00 to 01/28/01
LONGEST LOSING STREAK	Overall	28		(3/27/15-11/29/15)
	Season	26		01/31/14 to 03/27/14
	Home	18		01/17/14 to 03/21/14
	Road	23		(1/27/16-12/6/16)
	Road	23		(3/29/15-12/23/15)
LARGEST MARGIN OF VICTORY	Home	62	vs. New York	12/25/60
	Road	41	at Chicago	11/11/80

TEAM SINGLE-SEASON RECORDS

Field Goals	3965	1967-68
Field Goals Attempted	8875	1961-62
Field Goal Percentage	51.8	1981-82
3-Pt. Field Goals	901	2017-18
3-Pt. Field Goals Attempted	2445	2017-18
3-Pt. Field Goal Percentage	37.9	1994-95
Free Throws	2350	1962-63
Free Throws Attempted	3411	*1966-67
Free Throw Percentage	80.3	1984-85
Rebounds	5914	1967-68
Offensive	1385	1975-76
Defensive	2996	2017-18
Assists	2369	1980-81
Personal Fouls	2344	1961-62
Disqualifications	64	1950-51
Points	10143	1966-67
Average Points	125.2	1966-67
Steals	862	1985-86
Blocked Shots	653	1983-84
Turnovers	1915	1976-77
Most Road Wins	30	1982-83
Most 100-point games	80	1966-67
	80	1969-70
Most Victories	68	1966-67
Best Percentage	.840 (68-13)	1966-67
Worst Percentage	.110 (9-73)	*1972-73
Most Consecutive 100-point Games	73	1961-62
	73	1966-67

** - League Record*

*** - includes Neutral Court Wins*

INDIVIDUAL SINGLE-GAME RECORDS

Most Points	Game	68	Wilt Chamberlain	at Chicago	12/16/67
	1st Half	39	Wilt Chamberlain	vs. LA Lakers	02/07/66
	2nd Half	39	Hal Greer	vs. Philadelphia (at Boston)	02/14/59
		39	Wilt Chamberlain	at Chicago	12/16/67
		39	Allen Iverson	at Cleveland	04/12/97
	1st Quarter	21	Julius Erving	vs. Chicago	03/28/79
	2nd Quarter	23	Wilt Chamberlain	vs. LA Lakers	02/07/66
	3rd Quarter	22	Allen Iverson	vs. Chicago	01/17/01
		22	Allen Iverson	vs. Indiana	01/06/03
	4th Quarter	25	Andrew Toney	vs. Boston	03/21/82
Most FGM	Game	30	Wilt Chamberlain	at Chicago	12/16/67
	Half	18	Hal Greer	vs. Philadelphia (at Boston)	02/14/59
	Quarter	10	Wilt Chamberlain	vs. LA Lakers	02/07/66
		10	Wilt Chamberlain	at Chicago	12/16/67
		10	Archie Clark	at Chicago	11/18/69
Most FGA	Game	43	Wilt Chamberlain	vs. LA Lakers	02/07/66
	Half	23	Hal Greer	vs. Boston	02/21/64
		23	Wilt Chamberlain	vs. San Francisco	03/03/66
		23	Wilt Chamberlain	at Chicago	12/16/67
		23	Allen Iverson	vs. Minnesota	01/09/00
		23	Allen Iverson	vs. Indiana	01/06/03
Most 3-Pt. FGM	Game	9	Dana Barros	vs. Phoenix	01/27/95
Most 3-Pt. FGA	Game	17	Robert Covington	vs. Milwaukee	04/10/16
		17	Vernon Maxwell	vs. New Jersey	04/08/96
Most Consecutive FG	Single-Game	*18	Wilt Chamberlain	vs. Baltimore (at Pittsburgh)	02/24/67
	Multiple Games	*35	Wilt Chamberlain	4 Games	2/17/67 to 2/28/67
Most FTM	Game	24	Willie Burton	vs. Miami	12/13/94
		24	Allen Iverson	vs. Orlando	02/12/05
	Half	18	Willie Burton	vs. Miami	12/13/94
	Quarter	13	Willie Burton	vs. Miami	12/13/94
Most FTA	Game	30	Wilt Chamberlain	vs. Seattle	12/01/67
	Half	22	Willie Burton	vs. Miami	12/13/94
	Quarter	16	Willie Burton	vs. Miami	12/13/94
Most FTM w/o a miss		18 of 18	Dolph Schayes	vs. Minneapolis	01/10/57
		18 of 18	Dolph Schayes	vs. Boston	03/09/57
		18 of 18	Dolph Schayes	vs. LA Lakers	10/29/60
Most Rebounds	Game	43	Wilt Chamberlain	vs. Boston	03/06/65
	Half	25	Wilt Chamberlain	vs. Boston	04/05/67
	Quarter	16	Wilt Chamberlain	vs. San Francisco	03/02/67
Most Off. Rebounds	Game	16	Charles Barkley	vs. New York	03/04/87
		16	Charles Barkley	vs. Denver	03/20/87
	Half	13	Charles Barkley	vs. New York	03/04/87
	Quarter	11	Charles Barkley	vs. New York	03/04/87
Most Def. Rebounds	Game	22	Caldwell Jones	vs. Milwaukee	02/18/79
	Half	13	Billy Cunningham	vs. LA Lakers	02/05/75
	Quarter	10	Caldwell Jones	vs. Golden State	01/22/78
		10	Moses Malone	vs. Portland	01/23/82
		10	Moses Malone	vs. Cleveland	02/15/85
		10	Dikembe Mutombo	vs. Chicago	12/01/02
Most Assists	Game	21	Wilt Chamberlain	vs. Detroit	02/02/68
		21	Maurice Cheeks	vs. New Jersey	10/30/82
	Half	13	Maurice Cheeks	vs. San Diego	03/03/82
	Quarter	9	Maurice Cheeks	vs. Indiana	04/11/86
		9	Darryl Dawkins	vs. Cleveland	05/05/90
		9	Eric Snow	vs. Atlanta	01/29/03
		9	Andre Iguodala	vs. New York	02/04/11
Most Personal Fouls	Game	16	Dolph Schayes	vs. Boston	11/19/60
	Half	6	Connie Dierking	vs. Cincinnati (at New York)	11/17/59
		6	Charles Barkley	vs. Boston	12/22/87
		6	Hal Greer	vs. Milwaukee	02/10/70
		6	Bud Ogden	vs. Phoenix	02/15/70
		6	Doug Collins	vs. Cleveland	01/08/75
		6	Clyde Lee	vs. Portland	03/12/75
	Quarter	6	Connie Dierking	vs. Cincinnati (at New York)	11/17/59

INDIVIDUAL SINGLE-GAME RECORDS

		6	Bud Ogden	vs. Phoenix	02/15/70
Most Steals	Game	9	Maurice Cheeks	vs. LA Clippers	01/05/87
		9	Hersey Hawkins	vs. Boston	01/25/91
		9	Allen Iverson	vs. Orlando	03/19/00
		9	Allen Iverson	vs. L.A. Lakers (OT)	12/20/02
		9	Michael Carter-Williams	vs. Miami	10/30/14
	Half	7	Maurice Cheeks	vs. Phoenix	03/17/84
		7	Maurice Cheeks	vs. LA Clippers	01/05/87
		7	Allen Iverson	vs. Orlando	03/19/00
	Quarter	6	George McGinnis	vs. Denver	12/01/76
Most Turnovers	Game	12	George McGinnis	at Denver	1/30/77
		12	Allen Iverson	vs. Golden State	03/08/05
	Half	7	Julius Erving	at Atlanta	11/15/77
		7	George McGinnis	vs. New Jersey	02/19/78
		7	Charles Barkley	vs. Portland	02/19/86
		7	Charles Barkley	vs. Dallas	03/30/86
		7	Charles Barkley	vs. Sacramento	03/11/88
		7	Cliff Robinson	vs. New York	04/05/88
		7	Allen Iverson	vs. Vancouver	11/30/96
		7	Allen Iverson	vs. Washington	11/28/01
		7	Allen Iverson	vs. Golden State	03/08/05
	Quarter	6	George McGinnis	vs. New Jersey	02/19/78
		6	Bobby Jones	vs. Indiana	10/24/79
		6	Cliff Robinson	vs. Cleveland	11/24/87
		6	Charles Barkley	vs. Sacramento	03/11/88
		6	Allen Iverson	vs. Atlanta	12/09/96
		6	Allen Iverson	vs. Atlanta	01/17/97
Most Blocked Shots	Game	10	Harvey Catchings	vs. Atlanta	3/21/75
		10	Manute Bol	at Sacramento	02/14/91
		10	Dikembe Mutombo	at Chicago	12/01/02
	Half	10	Harvey Catchings	vs. Atlanta	03/21/75
	Quarter	8	Dikembe Mutombo	at Chicago	12/01/02
Most Consec. Pts.	Single-Game	32	Larry Costello (13 FG, 6 FT)	at Boston	12/08/61
	Without a Miss	31	Charles Barkley (10 FG, 2 3FG, 9 FT)	vs. San Antonio	03/24/89

76ERS ALL-TIME TOP PERFORMANCES: 50+ POINT CLUB

PTS	PLAYER	OPP	DATE	FGM-A	3PM-A	FTM-A	W/L	SCORE
68	Wilt Chamberlain	at CHI	12/16/67	30-40	---	8-22	W	143-123
65	Wilt Chamberlain	vs LA	02/07/66	28-43	---	9-20	W	132-125
62	Wilt Chamberlain	vs SF	03/03/66	26-39	---	10-19	W	135-125
60	Allen Iverson	vs ORL	02/12/05	17-36	2-5	24-27	W	112-99
58	Allen Iverson	vs HOU	01/15/02	21-42	2-3	14-14	W	112-106 (OT)
58	Wilt Chamberlain	vs CIN	02/13/67	26-34	---	6-14	W	131-123
54	Allen Iverson	at MIL	12/18/04	17-29	4-7	16-21	W	116-97
54	Allen Iverson	at CLE	01/06/01	20-30	4-7	10-13	W	107-103
53	Allen Iverson	at ATL	12/23/05	17-31	0-1	19-21	L	108-111
53	Willie Burton	vs MIA	12/13/94	12-19	5-8	24-28	W	105-90
53	Wilt Chamberlain	vs LA	03/18/68	24-29	---	5-10	W	158-128
53	Wilt Chamberlain	at SEA	12/20/67	20-23	---	13-26	W	160-122
53	Wilt Chamberlain	vs LA	01/25/66	21-41	---	11-13	W	110-106
53	Wilt Chamberlain	vs DET	10/23/65	21-25	---	11-15	W	120-103
52	Wilt Chamberlain	vs SEA	12/01/67	22-29	---	8-30	W	133-109
51	Allen Iverson	vs UTA	12/20/04	18-31	4-6	11-17	L	101-103
51	Allen Iverson	vs TOR	01/21/01	20-40	4-8	7- 8	L	106-110 (OT)
51	Moses Malone	vs DET	11/14/84	18-32	0-0	15-18	L	133-137 (OT)
51	Wilt Chamberlain	at BAL	03/14/65	23-35	---	5- 9	L	126-143
50	Allen Iverson	vs ATL	11/29/03	20-34	4-7	6- 8	W	98-86
50	Allen Iverson	vs SAC	02/06/00	20-40	1-7	9-11	W	119-108
50	Allen Iverson	at CLE	04/12/97	17-32	5-9	11-18	L	118-125
50	Dana Barros	vs HOU	03/14/95	21-26	6-8	2- 2	L	107-136
50	Wilt Chamberlain	vs NY	01/02/66	22-38	---	6-11	W	133-122
50	Hal Greer	vs BOS	02/21/64	19-39	---	12-14	W	144-119
50	Dolph Schayes	at BOS	02/01/59	18-34	---	14-17	L	137-139 (OT)

76ERS ALL-TIME 40+ POINT CLUB

PTS	PLAYER	OPP	DATE	W/L
49	Wilt Chamberlain	vs LA	01/07/66	L
49	Allen Iverson	at MIL	02/13/01	W
48	Wilt Chamberlain	at CIN	03/05/65	W
48	Hal Greer	at SEA	02/05/69	W
48	Allen Iverson	at MIL	03/01/05	W
48	Allen Iverson	vs CHA	04/06/05	W
47	Dolph Schayes	vs PHI	03/03/57	W
47	George Yardley	vs BOS	01/12/60	W
47	Wilt Chamberlain	at SEA	12/17/67	W
47	Billy Cunningham	at POR	12/17/71	L
47	Charles Barkley	at ATL	02/09/88	L
47	Allen Iverson	vs ORL	02/02/01	L**
47	Allen Iverson	at CHA	02/24/01	L
47	Allen Iverson	vs ATL	03/09/01	W
47	Allen Iverson	at BOS	01/25/02	W
47	Allen Iverson	vs WAS	03/03/06	W
47	Allen Iverson	at NY	03/31/06	W
46	Wilt Chamberlain	at CIN	11/17/65	L
46	Wilt Chamberlain	at BAL	12/08/65	L
46	Billy Cunningham	vs SEA	11/08/69	L
46	Andrew Toney	vs LA	03/07/82	W
46	Charles Barkley	vs MIL	02/11/88	W*
46	Allen Iverson	vs SA	02/12/99	L
46	Allen Iverson	at ORL	11/10/99	L
46	Allen Iverson	at SAC	12/30/00	W*
46	Allen Iverson	vs GS	02/20/02	46
46	Allen Iverson	vs CLE	03/06/02	W
46	Allen Iverson	vs UTA	01/11/06	L
46	Allen Iverson	vs CHI	11/24/06	W
46	Joel Embiid	at LAL	11/15/17	W
45	Hal Greer	at BOS	02/14/59	L
45	Wilt Chamberlain	at SF	12/20/65	L
45	Billy Cunningham	at ATL	01/16/72	L
45	Julius Erving	vs BOS	11/01/80	W*
45	Charles Barkley	at PHO	12/28/90	L
45	Allen Iverson	vs MIL	01/03/00	W*
45	Allen Iverson	vs UTA	12/20/00	L
45	Allen Iverson	vs MIA	01/24/05	W
45	Allen Iverson	at MIL	11/23/05	L
45	Allen Iverson	at MIA	11/27/06	L
44	Hal Greer	vs PHI	01/21/62	L*
44	Wilt Chamberlain	vs BAL	01/18/66	W
44	Billy Cunningham	vs NYK	01/22/69	W **
44	Julius Erving	vs HOU	10/13/79	W
44	Julius Erving	vs DET	12/11/82	W
44	Allen Iverson	at CHI	04/07/97	L
44	Allen Iverson	at MIL	04/11/97	L
44	Allen Iverson	vs TOR	03/22/00	W
44	Allen Iverson	vs DET	01/26/01	W
43	Hal Greer	at NY	11/30/63	W
43	Wilt Chamberlain	vs CIN	01/28/66	W
43	Wilt Chamberlain	at BAL	02/11/67	L
43	Hal Greer	at BOS	03/03/68	W
43	Julius Erving	at CLE	01/19/78	L
43	Andrew Toney	at CLE	02/18/85	L
43	Charles Barkley	at UTA	11/30/87	W
43	Charles Barkley	vs NJ	02/19/88	W
43	Charles Barkley	at NY	03/16/89	W
43	Hersey Hawkins	at ORL	11/13/91	W
43	Allen Iverson	at MIN	04/10/98	L
43	Allen Iverson	at MIN	03/28/00	W
43	Allen Iverson	vs CHI	01/17/01	W
43	Allen Iverson	at DET	02/23/01	W
43	Allen Iverson	vs NJ	03/01/02	W
43	Allen Iverson	at IND	04/15/05	W
43	Allen Iverson	vs CHA	12/09/05	W

RECORDS

76ERS ALL-TIME 40+ POINT CLUB

PTS	PLAYER	OPP	DATE	W/L
42	Dolph Schayes	vs BOS	12/09/56	W
42	Johnny Kerr	at CIN	12/20/57	W
42	Lee Shaffer	vs CIN	11/28/63	L
42	Hal Greer	at DET	12/01/63	W
42	Hal Greer	at STL	03/11/64	W
42	Wilt Chamberlain	at LA	11/24/65	L
42	Wilt Chamberlain	vs BAL	02/24/67	W
42	Andrew Toney	at IND	03/15/83	W
42	Julius Erving	vs HOU	02/08/84	W
42	Moses Malone	at CHI	02/25/86	W
42	Charles Barkley	vs WAS	03/13/88	W
42	Charles Barkley	vs CHI	11/16/88	W
42	Charles Barkley	vs MIL	12/04/90	W*
42	Allen Iverson	at NJ	12/23/99	L
42	Allen Iverson	vs LAC	02/16/01	W
42	Allen Iverson	at TOR	03/03/02	W
42	Allen Iverson	at ORL	03/31/03	W*
42	Allen Iverson	at CHI	04/15/03	L
42	Allen Iverson	vs SA	02/15/06	W
42	Allen Iverson	at TOR	11/16/05	W
42	Allen Iverson	at NJ	12/10/05	W
41	Dolph Schayes	vs MIN	01/17/52	W***
41	Lee Shaffer	vs CHI	02/19/63	W
41	Hal Greer	vs SF	01/28/64	L
41	Wilt Chamberlain	vs BAL	11/30/65	L
41	Wilt Chamberlain	vs BAL	01/06/66	W
41	Wilt Chamberlain	at STL	01/09/66	W
41	Wilt Chamberlain	at DET	01/12/66	L
41	Wilt Chamberlain	vs DET	02/14/66	W
41	Wilt Chamberlain	at BAL	11/25/66	W
41	Hal Greer	vs DET	10/21/67	W
41	Billy Cunningham	at SF	02/22/69	W
41	Billy Cunningham	at BAL	12/25/69	L
41	Billy Cunningham	at HOU	10/14/71	W
41	Billy Cunningham	at BOS	01/30/72	L
41	Fred Carter	at MIL	02/18/72	W
41	Julius Erving	vs HOU	11/23/79	W
41	Julius Erving	at CLE	03/16/80	L
41	Charles Barkley	at CLE	12/13/86	L
41	Charles Barkley	vs POR	11/30/88	W
41	Charles Barkley	at DEN	01/05/91	W
41	Dana Barros	vs LAL	01/21/95	W*
41	Vernon Maxwell	vs NJ	04/08/96	W
41	Allen Iverson	vs LAL	03/19/99	W
41	Allen Iverson	vs NJ	02/09/00	W
41	Allen Iverson	vs SEA	01/05/01	W
41	Allen Iverson	vs WAS	03/02/01	W
41	Allen Iverson	at MIA	04/10/01	L
41	Allen Iverson	vs IND	03/08/02	W
41	Allen Iverson	vs MIN	12/18/02	W
41	Allen Iverson	at CLE	02/21/03	W
41	Allen Iverson	vs SEA	01/09/06	W
41	Allen Iverson	vs SAC	01/24/06	W
40	Dolph Schayes	vs MIN	01/06/55	L
40	Dolph Schayes	vs MIN	01/10/57	L
40	Dolph Schayes	at BOS	12/07/60	W
40	Hal Greer	vs NY	01/14/62	W
40	Wilt Chamberlain	vs LA	02/18/65	L
40	Wilt Chamberlain	at BAL	02/21/65	W
40	Wilt Chamberlain	vs DET	12/10/65	L
40	Hal Greer	vs LAL	10/17/69	W
40	Billy Cunningham	at CIN	10/18/69	W
40	Billy Cunningham	at PHO	02/03/70	L
40	Fred Carter	vs CLE	01/12/73	L**
40	Julius Erving	vs WAS	04/09/77	W
40	Julius Erving	vs WAS	03/12/80	W
40	Andrew Toney	vs NY	04/10/83	W
40	Andrew Toney	at CLE	01/07/84	L
40	Charles Barkley	vs CHI	01/30/87	W
40	Charles Barkley	at NY	12/17/87	W
40	Charles Barkley	vs BOS	12/22/87	L
40	Charles Barkley	vs DEN	12/07/90	W
40	Charles Barkley	at GS	02/16/91	L
40	Hersey Hawkins	at MIA	04/10/93	L
40	Allen Iverson	vs ATL	04/09/97	L
40	Allen Iverson	vs WAS	04/14/97	L
40	Allen Iverson	at HOU	02/03/00	L
40	Allen Iverson	vs WAS	11/28/01	L
40	Allen Iverson	at CLE	12/15/01	W
40	Allen Iverson	vs SA	01/13/01	W
40	Allen Iverson	vs LAL	02/14/01	W
40	Allen Iverson	at WAS	11/11/03	W
40	Allen Iverson	at SEA	03/07/03	W
40	Allen Iverson	vs MIL	12/12/04	W
40	Allen Iverson	at IND	12/22/04	W
40	Allen Iverson	at SEA	02/19/04	W
40	Allen Iverson	at NY	11/26/05	L
40	Allen Iverson	at BOS	11/30/05	L
40	Allen Iverson	at HOU	03/01/06	W
40	Allen Iverson	at NJ	04/12/06	W

** Denotes number of overtimes.*

ALL-TIME TOP PERFORMANCES

Since the 1949-50 season, the Syracuse Nationals first season in the NBA, there have been 181 40-plus point games recorded in franchise history, by 17 different players. Additionally, there have been 26 50-plus point games recorded, by seven different players:

ALL-TIME 40-POINT GAMES

Allen Iverson	76
Wilt Chamberlain	31
Charles Barkley	17
Hal Greer	12
Billy Cunningham	10
Julius Erving	9
Dolph Schayes	7
Andrew Toney	5
Moses Malone	2
Dana Barros	2
Hersey Hawkins	2
Fred Carter	2
Lee Shaffer	2
George Yardley	1
Johnny Kerr	1
Vernon Maxwell	1
Willie Burton	1
Joel Embiid	1
TOTAL	**182 (121-61)**

ALL-TIME 50-POINT GAMES

Wilt Chamberlain	11
Allen Iverson	10
Dana Barros	1
Willie Burton	1
Hal Greer	1
Moses Malone	1
Dolph Schayes	1
TOTAL	**26 (20-6)**

76ERS ALL-TIME BEST SINGLE-GAME PERFORMANCES

MOST FIELD GOALS MADE

FGM	PLAYER	OPP	DATE
30	Wilt Chamberlain	at CHI	12/16/67
28	Wilt Chamberlain	vs. LAL	02/07/66
26	Wilt Chamberlain	vs. SF	03/03/66
26	Wilt Chamberlain	vs. CIN	02/13/67
24	Wilt Chamberlain	vs. LAL	03/18/68
23	Wilt Chamberlain	at BAL	03/14/65
22	Wilt Chamberlain	vs. NY	01/02/66
22	Wilt Chamberlain	vs. SEA at BOS	12/01/67
21	George Yardley	vs. BOS	01/12/60
21	Wilt Chamberlain	vs. DET	10/23/65
21	Wilt Chamberlain	vs. LAL at MEM	01/25/66
21	Andrew Toney	vs. LAL	03/07/82
21	Dana Barros	vs. HOU	03/14/95
21	Allen Iverson	vs. HOU	01/15/02
21	Allen Iverson	vs. NOH	04/20/03

THREE-POINT FIELD GOALS

3FG	PLAYER	OPP	DATE
9	Dana Barros	vs PHO	01/27/95
8	Willie Burton	vs MIL	01/25/95
8	Isaiah Canaan	at OKC (OT)	03/04/15
8	JJ Redick	vs. IND	11/03/17
8	JJ Redick	vs. ORL	11/25/17
7	Tim Perry	vs CHA	02/07/94
7	Dana Barros	vs LAL (OT)	01/21/95
7	Trevor Ruffin	vs UTA	12/20/95
7	Vernon Maxwell	vs NJ	04/08/96
7	Kyle Korver	vs IND (OT)	11/12/04
7	Jodie Meeks	vs. CHA	12/04/10
7	Jodie Meeks	vs. CLE	03/27/12
7	Dorell Wright	at DAL	12/18/12
7	Robert Covington	vs. SAC	02/10/16
7	Robert Covington	vs. NYK	04/08/16
7	Robert Covington	@WAS	10/18/17

MOST FREE THROWS

FTM	PLAYER	OPP	DATE
24 (of 28)	Willie Burton	vs. MIA	12/13/94
24 (of 27)	Allen Iverson	vs ORL	02/12/05
23 (of 27)	Dolph Schayes	vs. MIN	01/17/52
21 (of 25)	Dolph Schayes	vs. NY	02/15/53
21 (of 23)	Moses Malone	vs. NY	02/13/85
21 (of 26)	Charles Barkley	at ATL	02/09/88
20 (of 22)	Dolph Schayes	at CIN	10/26/57
20 (of 22)	Moses Malone	vs. GSW	02/20/85
20 (of 24)	Charles Barkley	vs. NY	03/16/88
20 (of 24)	Allen Iverson	vs. HOU	02/06/06
19 (of 24)	Dolph Schayes	vs. BOS	03/11/54
19 (of 20)	Dolph Schayes	vs. STL	01/19/57
19 (of 22)	Dolph Schayes	at MIN	12/07/57
19 (of 20)	Julius Erving	vs. CHI	03/28/79
19 (of 22)	Moses Malone	vs. UTA	12/20/85
19 (of 21)	Allen Iverson	at ATL	12/23/05

MOST REBOUNDS

REB	PLAYER	OPP	DATE
43	Wilt Chamberlain	vs BOS	03/06/65
42	Wilt Chamberlain	vs BOS	01/14/66
40	Wilt Chamberlain	vs BOS	12/28/65
38	Wilt Chamberlain	vs SF	03/02/67
38	Wilt Chamberlain	at SEA	12/20/67
37	Wilt Chamberlain	vs SF	03/03/66
37	Wilt Chamberlain	vs SEA	12/01/67
36	Wilt Chamberlain	vs BOS	03/05/66
36	Wilt Chamberlain	vs STL	03/09/66
36	Wilt Chamberlain	vs CIN	02/28/67

MOST ASSISTS

AST	PLAYER	OPP	DATE
21	Wilt Chamberlain	vs DET	02/02/68
21	Maurice Cheeks	vs NJ	10/30/82
19	Wilt Chamberlain	vs CIN (OT)	03/19/68
19	Maurice Cheeks	vs WAS	04/13/87
19	Dana Barros	at PHO	01/04/95
18	Paul Seymour	at PHI	01/26/55
18	Larry Costello	vs BOS	03/03/60
18	Maurice Cheeks	vs SA	11/07/86
18	Andre Miller	vs CHI	03/26/08
17	Wilt Chamberlain	at CIN	02/17/67
17	Maurice Cheeks	vs HOU	11/21/81
17	Maurice Cheeks	vs SD	03/03/82
17	Maurice Cheeks	vs WAS	11/14/82
17	T.J. McConnell	at BOS	01/06/17

MOST STEALS

STL	PLAYER	OPP	DATE
9	Maurice Cheeks	vs LAC	01/05/87
9	Hersey Hawkins	vs BOS	01/25/91
9	Allen Iverson	vs ORL	03/19/00
9	Allen Iverson	vs LAL (OT)	12/20/02
9	Michael Carter-Williams	vs. MIA	10/30/14
8	Julius Erving	vs WAS	11/12/76
8	Henry Bibby	at POR	03/01/77
8	Maurice Cheeks	vs PHO	03/17/84
8	Maurice Cheeks	vs SA	11/07/86
8	Hersey Hawkins	vs MIL (OT)	12/04/90
8	Allen Iverson	at ATL	03/29/03
8	Allen Iverson	at CHI	11/07/03
8	Robert Covington	at HOU	11/27/15

MOST BLOCKS

BLK	PLAYER	OPP	DATE
10	Harvey Catchings	vs ATL	03/21/75
10	Manute Bol	at SAC	02/14/91
10	Dikembe Mutombo	at CHI	12/01/01
9	Moses Malone	vs SD (OT)	11/13/83
9	Manute Bol	vs BOS	04/18/91
9	Manute Bol	at LAL (OT)	03/05/93
9	Shawn Bradley	at DAL	01/07/94
9	Shawn Bradley	vs LAC	11/18/94
9	Theo Ratliff	at VAN (OT)	03/24/99
9	Theo Ratliff	vs WAS	11/29/00
9	Dikembe Mutombo	vs ATL	03/09/01
9	Dikembe Mutombo	vs MEM	12/02/01
9	Samuel Dalembert	vs NY	04/03/04
9	Samuel Dalembert	vs. MIN	12/12/07
9	Nerlens Noel	vs. IND	02/20/15

MOST TURNOVERS

TO	PLAYER	OPP	DATE
12	Allen Iverson	vs. GSW	03/08/05
11	Allen Iverson	vs. CHI	03/19/05
10	Julius Erving	at ATL	11/15/77
10	Darryl Dawkins	at PHO	03/04/79
10	Charles Barkley	vs NJ	03/27/87
10	Cliff Robinson	vs NY	04/05/88
10	Allen Iverson	vs VAN	11/30/96
10	Clarence Weatherspoon	at BOS (OT)	01/22/97
10	Allen Iverson	vs ORL	03/28/01
10	Robert Covington	vs. MEM	12/13/14

RECORDS

OPPONENTS 50-POINT CLUB

PTS	PLAYER	OPP	DATE	FGM-A	3PM-A	FTM-A	W/L	Score
70	Wilt Chamberlain	vs. SF	03/10/1963	27-38	---	16-22	W	163-148
63	Wilt Chamberlain	vs. SF	11/26/1964	27-58	---	9-20	W	128-117
62	Wilt Chamberlain	vs. PHI	01/21/1962	25-42	---	12-17	L	132-139
61	Wilt Chamberlain	at SF	12/11/1962	27-57	---	7-11	L	124-136
59	Wilt Chamberlain	vs. SF	01/28/1964	24-36	---	11-20	L	117-139
57	Richie Guerin	at NY	12/11/1959	18-31	---	21-26	L	121-152
56	Wilt Chamberlain	at PHI	01/05/1961	20-32	---	16-22	L	127-139
56	Elgin Baylor	at LAL	01/24/1961	19-30	---	18-20	L	107-116
56	Wilt Chamberlain	vs. PHI	03/01/1961	22-44	---	12-20	W	149-128
56	Michael Jordan	at CHI	03/24/1987	22-32	0-1	12-15	L	91-93
55	Wilt Chamberlain	at PHI	10/27/1961	21-45	---	13-21	W	126-122
55	Wilt Chamberlain	at PHI	11/09/1961	20-38	---	15-27	L	108-151
55	Rick Barry	at GS	01/23/1975	23-49	---	9-10	L	100-108
53	Kareem Abdul-Jabbar	at MIL	02/18/1972	18-28	---	17-22	W	132-126
53	Jimmy Butler	vs. CHI	01/14/2016	15-30	2-4	21-25	L	111-115 (OT)
52	George Yardley	at DET	02/04/1958	18-31	---	16-16	L	113-118
52	Michael Jordan	vs. CHI	11/16/1988	24-29	0-1	4- 4	W	123-110
51	Bob Pettit	vs. STL	12/21/1957	18-27	---	15-20	L	136-146
51	Wilt Chamberlain	at PHI	12/26/1961	21-53	---	9-15	L	111-118
51	Rick Barry	at GS	02/23/1974	22-40	---	7- 8	L	106-125
51	Rick Barry	at GS	10/29/1977	22-38	---	7- 8	L	110-113
51	James Harden	vs. HOU	01/27/2017	16-28	6-11	13-14	L	118-123
50	Neil Johnston	vs. PHI	02/16/1954	18-30	---	14-16	L	77-95
50	Elgin Baylor	at LAL	12/04/1961	17-34	---	16-22	L	120-131
50	Wilt Chamberlain	at PHI	02/04/1962	19-35	---	12-18	L	117-128
50	Elgin Baylor	at LA	12/12/1962	20-29	---	10-13	L	120-126
50	Oscar Robertson	vs. CIN	02/06/1965	17-32	---	16-16	W	127-122
50	Pete Maravich	at ATL	01/16/1972	18-29	---	14-16	L	116-124
50	Bernard King	at GS	01/03/1981	20-25	0-0	10-11	W	119-105
50	James Harden	at HOU	11/27/2015	14-28	6-12	16-20	L	116-114
50	James Harden	vs. HOU	1/27/2017	16-28	6-11	13-14	L	118-123

OPPONENTS ALL-TIME BEST SINGLE-GAME PERFORMANCES

MOST REBOUNDS

REB	PLAYER	OPP	DATE
51	Bill Russell	at BOS	02/05/60
45	Wilt Chamberlain	at PHI	02/06/60
41	Bill Russell	at BOS	02/12/58
40	Wilt Chamberlain	at PHI	11/04/59
40	Jerry Lucas	vs. CIN	02/29/64

MOST ASSISTS

AST	PLAYER	OPP	DATE
23	Jerry West	at LAL	02/01/67
22	Oscar Robertson	at CIN	10/29/61
22	John Stockton	vs. UTA	12/18/92
22	Sherman Douglas	vs. BOS	04/03/94
22	Andre Miller	at CLE	12/15/01

MOST STEALS

STL	PLAYER	OPP	DATE
10	Fred Brown	vs. SEA	12/03/76
10	Eddie Jordan	vs. NJ	03/23/79
10	Ron Harper	at CLE	03/10/87
10	Mookie Blaylock	at ATL	04/14/98
10	Michael Finley	at DAL	01/23/01

MOST BLOCKED SHOTS

BLK	PLAYER	OPP	DATE
13	Darryl Dawkins	at NJ	11/05/83
11	Mark Eaton	at UTA	12/30/88
11	Manute Bol	vs. GS	01/27/89
11	Greg Ostertag	at UTA (OT)	01/06/98
11	Joakim Noah	at CHI	02/28/12

MOST FREE THROWS

FTM	PLAYER	OPP	DATE
21	Richie Guerin	at NY	12/11/59
21	Lenny Wilkens	vs. SEA	11/08/69
21	Jimmy Butler	vs. CHI (OT)	01/14/16
20	Jerry West	at LAL	12/21/66
19	Bob Pettit	at STL	12/27/56
19	Jerry West	vs. LAL	12/17/65
19	Bob Rule	at SEA	11/15/69

MOST FIELD GOALS

FGM	PLAYER	OPP	DATE
27	Wilt Chamberlain	at SF	12/11/62
27	Wilt Chamberlain	vs. SF	03/10/63
27	Wilt Chamberlain	vs. SF	11/26/64
25	Wilt Chamberlain	vs. PHI (OT)	01/21/62
24	Wilt Chamberlain	vs. SF	01/28/64
24	Michael Jordan	vs. CHI	11/16/88

ALL-TIME INDIVIDUAL HIGHS (SINGLE-SEASON)

MOST GAMES PLAYED

Wilt Chamberlain	1967-68	82
Matt Guokas	1967-68	82
Luke Jackson	1967-68	82
Hal Greer, Chet Walker	1967-68	82
Hal Greer, Chet Walker, Darrall Imhoff	1968-69	82
Archie Clark, Billy Cunningham	1968-69	82
Bailey Howell	1970-71	82
Fred Boyd, Manny Leaks	1972-73	82
Steve Mix	1973-74	82
Leroy Ellis	1974-75	82
Fred Carter	1975-76	82
Caldwell Jones, Julius Erving	1976-77	82
Henry Bibby, Steve Mix	1977-78	82
Henry Bibby, Maurice Cheeks	1978-79	82
Henry Bibby	1979-80	82
Julius Erving, Lionel Hollins	1980-81	82
Charles Barkley, Sedale Threatt	1984-85	82
Maurice Cheeks	1985-86	82
Mike Gminski, Ron Anderson, Brooks	1988-89	82
Hersey Hawkins	1989-90	82
Ron Anderson, Manute Bol	1990-91	82
Ron Anderson, Johnny Dawkins	1991-92	82
Clarence Weatherspoon	1992-93	82
Clarence Weatherspoon	1993-94	82
Dana Barros, Shawn Bradley	1994-95	82
Clarence Weatherspoon, Michael Cage	1996-97	82
Aaron McKie, Eric Snow	1999-00	82
George Lynch	2000-01	82
Allen Iverson, Eric Snow	2002-03	82
Samuel Dalembert, Eric Snow	2003-04	82
Kyle Korver, Andre Iguodala	2004-05	82
Kyle Korver, Andre Iguodala, John Salmons	2005-06	82
Samuel Dalembert	2006-07	82
Dalembert, A. Iguodala, A. Miller	2007-08	82
S. Dalembert, A. Iguodala, A. Miller	2008-09	82
Samuel Dalembert, Andre Iguodala	2009-10	82
Jrue Holiday, Thaddeus Young	2010-11	82
Spencer Hawes, Evan Turner	2012-13	82

MOST POINTS

1.	Wilt Chamberlain	1965-66	2649
2.	Allen Iverson	2005-06	2377
3.	Allen Iverson	2004-05	2302
4.	Charles Barkley	1987-88	2264
5.	Allen Iverson	2002-03	2262
6.	Allen Iverson	2000-01	2207
7.	Billy Cunningham	1969-70	2114
8.	Julius Erving	1979-80	2100
9.	Charles Barkley	1988-89	2037
10.	Billy Cunningham	1968-69	2034

BEST SCORING AVERAGE

Min. 20 Games Played

1.	Wilt Chamberlain	1965-66	33.5
2.	Allen Iverson	2005-06	33.0
3.	Allen Iverson	2001-02	31.4
4.	Allen Iverson	2000-01	31.1
5.	Allen Iverson	2004-05	30.7
6.	Wilt Chamberlain	1964-65	30.1
7.	Allen Iverson	1999-00	28.4
8.	Charles Barkley	1987-88	28.3
9t.	Charles Barkley	1990-91	27.6
9t.	Allen Iverson	2002-03	27.6

MOST MINUTES

1.	Wilt Chamberlain	1967-68	3836
2.	Wilt Chamberlain	1965-66	3737
3.	Wilt Chamberlain	1966-67	3682
4.	Allen Iverson	2002-03	3485
5.	Billy Cunningham	1968-69	3345
6.	Hal Greer	1965-66	3326
7.	Dana Barros	1994-95	3318
8.	Hal Greer	1968-69	3311
9.	Maurice Cheeks	1985-86	3270
10.	Andre Iguodala	2008-09	3269

ALL-TIME TOP PERFORMANCES

Total Points	2649	Wilt Chamberlain	1965-66
Average Points per Game	33.5	Wilt Chamberlain	1965-66
Minutes Played	3836	Wilt Chamberlain	1967-68
FG	1074	Wilt Chamberlain	1965-66
FGA	1990	Wilt Chamberlain	1965-66
FG Percentage	.683	Wilt Chamberlain	1966-67
3-PT FG	226	Kyle Korver	2004-05
3-PT FG Attempted	558	Kyle Korver	2004-05
3-PT FG Percentage	.464	Dana Barros	1994-95
FT Made	737	Moses Malone	1984-85
FT Attempted	976	Wilt Chamberlain	1965-66
FT Percentage	.938	Mike Gminski	1987-88
Rebounds	1957	Wilt Chamberlain	1966-67
Rebounds Offensive	445	Moses Malone	1982-83
Rebounds Defensive	749	Moses Malone	1982-83
Assists	753	Maurice Cheeks	1985-86
Personal Fouls	338	Shawn Bradley	1994-95
Disqualifications	18	Shawn Bradley	1994-95
Steals	225	Allen Iverson	2002-03
Blocked Shots	274	Shawn Bradley	1994-95
Turnovers	350	Charles Barkley	1985-86

RECORDS

ALL-TIME INDIVIDUAL HIGHS (SINGLE-SEASON)

MOST FIELD GOALS

1.	Wilt Chamberlain	1965-66	1074
2.	Julius Erving	1979-80	838
3.	Wilt Chamberlain	1967-68	819
4.	Allen Iverson	2005-06	815
5.	Allen Iverson	2002-03	804
6.	Billy Cunningham	1969-70	802
7.	Julius Erving	1980-81	794
8.	Wilt Chamberlain	1966-67	785
9.	Julius Erving	1981-82	780
10.	Hal Greer	1967-68	777

MOST FIELD GOALS ATTEMPTED

1.	Wilt Chamberlain	1965-66	1990
2.	Allen Iverson	2002-03	1940
3.	Allen Iverson	2005-06	1822
4.	Allen Iverson	2004-05	1818
5.	Allen Iverson	2000-01	1813
6.	Billy Cunningham	1968-69	1736
7.	Allen Iverson	1999-00	1733
8.	Billy Cunningham	1969-70	1710
9.	Allen Iverson	2001-02	1669
10.	Fred Carter	1973-74	1641

BEST FIELD GOAL PERCENTAGE

Min. 100 FGM

1.	Wilt Chamberlain	1966-67	.683
2.	Darryl Dawkins	1976-77	.628
3.	Darryl Dawkins	1980-81	.607
4.	Steven Hunter	2005-06	.601
5.	Charles Barkley	1989-90	.600
6.	Wilt Chamberlain	1967-68	.595
7.	Charles Barkley	1986-87	.594
8.	Warren Kidd	1993-94	.592
9.	Todd MacCulloch	2000-01	.589
10.	Charles Barkley	1987-88	.587

THREE POINT FIELD GOALS

3-Pt. FG have been compiled since 1979-80

1.	Kyle Korver	2004-05	226
2.	Robert Covington	2017-18	203
3.	Dana Barros	1994-95	197
4.	JJ Redick	2017-18	193
5.	Kyle Korver	2005-06	184
6.	Isaiah Canaan	2015-16	176
7.	Robert Covington	2015-16	170
8.	Robert Covington	2014-15	167
9.	Dario Šarić	2017-18	157
10.	Allen Iverson	1996-97	155

THREE POINT FIELD GOAL ATTEMPTS

3-Pt. FGA have been compiled since 1979-80

1.	Kyle Korver	2004-05	558
2.	Robert Covington	2017-18	550
2.	Isaiah Canaan	2015-16	485
3.	Robert Covington	2015-16	482
4t.	JJ Redick	2017-18	460
4t.	Vernon Maxwell	1995-96	460
6.	Allen Iverson	1996-97	455
7.	Robert Covington	2014-15	446
8.	Kyle Korver	2005-06	438
9.	Dana Barros	1994-95	425
10.	Robert Covington	2016-17	412

THREE POINT FIELD GOAL PERCENTAGE

3-Pt. FG PCT. has been compiled since 1979-80

1.	Dana Barros	1994-95	.464
2.	Aaron McKie	2003-04	.436
3.	Kyle Korver	2006-07	.430
4.	Hersey Hawkins	1988-89	.428
5.	Gerald Henderson	1987-88	.421
6t.	JJ Redick	2017-18	.420
6t.	Kyle Korver	2005-06	.420
6t.	Hersey Hawkins	1989-90	.420
8.	Kyle Korver	2004-05	.405
9t.	Hollis Thompson	2013-14	.401
9t.	Hollis Thompson	2014-15	.401

MOST FREE THROWS

1.	Moses Malone	1984-85	737
2.	Charles Barkley	1987-88	714
3.	Dolph Schayes	1960-61	680
4.	Allen Iverson	2005-06	675
5.	Allen Iverson	2004-05	656
6.	Dolph Schayes	1957-58	629
7.	Dolph Schayes	1956-57	625
8.	Moses Malone	1985-86	617
9.	Charles Barkley	1988-89	602
10.	Moses Malone	1982-83	600

MOST FREE THROWS ATTEMPTED

1.	Wilt Chamberlain	1965-66	976
2.	Charles Barkley	1987-88	951
3.	Wilt Chamberlain	1967-68	932
4.	Moses Malone	1984-85	904
5.	Wilt Chamberlain	1966-67	875
6.	Allen Iverson	2005-06	829
7.	Charles Barkley	1988-89	799
8.	Moses Malone	1982-83	788
9.	Allen Iverson	2004-05	786
10.	Moses Malone	1985-86	784

FREE THROW PERCENTAGE

Min. of 50 FTM

1.	Mike Gminski	1987-88	.938
2.	Kyle Korver	2006-07	.914
3.	Doug Collins	1979-80	.911
4.	Jodie Meeks	2011-12	.906
5t.	Dolph Schayes	1956-57	.904
5t.	Dolph Schayes	1957-58	.904
5t.	JJ Redick	2017-18 .	904
8.	Larry Costello	1966-67	.902
9.	Dana Barros	1994-95	.899
10.	Dolph Schayes	1961-62	.897

MOST REBOUNDS

Rebounds have been compiled since 1950-51

1.	Wilt Chamberlain	1966-67	1957
2.	Wilt Chamberlain	1967-68	1952
3.	Wilt Chamberlain	1965-66	1943
4.	Moses Malone	1982-83	1194
5.	John (Red) Kerr	1961-62	1176
6.	Billy Cunningham	1969-70	1101
7.	Dolph Schayes	1950-51	1080
8.	Billy Cunningham	1968-69	1050
9.	John (Red) Kerr	1962-63	1039
10.	Moses Malone	1984-85	1031

ALL-TIME INDIVIDUAL HIGHS (SINGLE-SEASON)

MOST OFFENSIVE REBOUNDS

Offensive rebounds have been compiled since 1973-74

1.	Moses Malone	1982-83	445
2.	Charles Barkley	1988-89	403
3.	Charles Barkley	1986-87	390
4.	Moses Malone	1984-85	385
5.	Charles Barkley	1987-88	385
6.	Charles Barkley	1989-90	361
7.	Charles Barkley	1985-86	354
8.	Moses Malone	1983-84	352
9.	Moses Malone	1985-86	339
10.	George McGinnis	1976-77	324

MOST DEFENSIVE REBOUNDS

Defensive rebounds have been compiled since 1973-74

1.	Moses Malone	1982-83	749
2.	Caldwell Jones	1979-80	731
3.	George McGinnis	1975-76	707
4.	Charles Barkley	1985-86	672
5.	Moses Malone	1984-85	646
6.	Caldwell Jones	1980-81	613
7.	Dikembe Mutombo	2001-02	609
8.	Charles Barkley	1986-87	604
9.	Moses Malone	1983-84	598
10.	Leroy Ellis	1973-74	598

MOST ASSISTS

1.	Maurice Cheeks	1985-86	753
2.	Wilt Chamberlain	1967-68	702
3.	Maurice Cheeks	1981-82	667
4.	Ben Simmons	2017-18	661
5.	Maurice Cheeks	1987-88	635
6.	Wilt Chamberlain	1966-67	630
7.	Jrue Holiday	2012-13	625
8.	Eric Snow	1999-00	624
9.	Dana Barros	1994-95	619
10.	Johnny Dawkins	1989-90	601

MOST PERSONAL FOULS

1.	Shawn Bradley	1994-95	338
2.	George McGinnis	1975-76	334
3.	Charles Barkley	1985-86	333
4.	Billy Cunningham	1969-70	331
5.	Billy Cunningham	1968-69	329
6.	Billy Cunningham	1970-71	328
7.	Darryl Dawkins	1979-80	328
8.	Darryl Dawkins	1980-81	316
9.	Hal Greer	1965-66	315
10.	Darrall Imhoff	1968-69	310

MOST DISQUALIFICATIONS

Disqualifications have been compiled since 1950-51

1.	Shawn Bradley	1994-95	18
2.	Alex Hannum	1950-51	16
3.	Billy Cunningham	1969-70	15
4.	George McGinnis	1975-76	13
5t.	Darrall Imhoff	1968-69	12
5t.	Earl Lloyd	1953-54	12
5t.	Billy Cunningham	1965-66	12
5t.	Billy Cunningham	1971-72	12
9t.	Billy Gabor	1952-53	11
9t.	George Ratkovicz	1950-51	11

MOST STEALS

Steals have been compiled since 1973-74

1.	Allen Iverson	2002-03	225
2.	Steve Mix	1973-74	212
3.	Maurice Cheeks	1981-82	209
4.	Maurice Cheeks	1985-86	207
5.	George McGinnis	1975-76	198
6.	Maurice Cheeks	1980-81	193
7.	Maurice Cheeks	1982-83	184
8.	Maurice Cheeks	1979-80	183
9t.	Maurice Cheeks	1986-87	180
9t.	Allen Iverson	2004-05	180

MOST BLOCKED SHOTS

Blocked shots have been compiled since 1973-74

1.	Shawn Bradley	1994-95	274
2.	Manute Bol	1990-91	247
3.	Manute Bol	1991-92	205
4.	Theo Ratliff	1997-98	203
5.	Caldwell Jones	1976-77	200
6.	Samuel Dalembert	2007-08	192
7.	Dikembe Mutombo	2001-02	190
8.	Samuel Dalembert	2003-04	189
9.	Theo Ratliff	2000-01	187
10.	Theo Ratliff	1999-00	171

TURNOVERS

Turnovers have been compiled since 1977-78

1.	Charles Barkley	1985-86	350
2.	Allen Iverson	2004-05	344
3.	Allen Iverson	1996-97	337
4.	Charles Barkley	1986-87	322
5.	Jerry Stackhouse	1996-97	316
6.	Julius Erving	1978-79	315
7.	George McGinnis	1977-78	312
8.	Charles Barkley	1987-88	304
9.	Andrew Toney	1983-84	297
10.	Jrue Holiday	2012-13	292

Manute Bol, the tallest player ever to suit up for the Sixers at 7-foot-7, posted back-to-back seasons with 200-plus blocked shots (1990-91, 1991-92).

RECORDS

ALL-TIME INDIVIDUAL HIGHS (CAREER)

MOST SEASONS WITH FRANCHISE

1.	Dolph Schayes	15
1t.	Hal Greer	15
3.	Allen Iverson	12
4t.	Maurice Cheeks	11
4t.	Julius Erving	11
4t.	Paul Seymour	11
4t.	John (Red) Kerr	11
8t.	Al Bianchi	10
8t.	Larry Costello	10
10t.	Billy Cunningham	9
10t.	Steve Mix	9

MOST GAMES PLAYED

1.	Hal Greer	1122
2.	Dolph Schayes	996
3.	Maurice Cheeks	853
4.	Julius Erving	836
5.	John (Red) Kerr	834
6.	Allen Iverson	722
7.	Al Bianchi	687
8.	Steve Mix	668
9.	Billy Cunningham	654
10.	Bobby Jones	617

MOST POINTS

1.	Hal Greer	21586
2.	Allen Iverson	19931
3.	Dolph Schayes	18438
4.	Julius Erving	18364
5.	Charles Barkley	14184
6.	Billy Cunningham	13626
7.	John (Red) Kerr	11699
8.	Maurice Cheeks	10429
9.	Andre Iguodala	9422
10.	Chet Walker	9043

SCORING AVERAGE

Min. of 100 games played

1.	Wilt Chamberlain	27.6
2.	Allen Iverson	27.6
3.	Charles Barkley	23.3
4.	Julius Erving	22.0
5.	George McGinnis	21.6
6.	Moses Malone	21.0
7.	Billy Cunningham	20.8
8.	Jerry Stackhouse	19.5
9.	Hal Greer	19.2
10.	Hersey Hawkins	19.0

MOST MINUTES PLAYED

Minutes have been compiled since 1950-51

1.	Hal Greer	39788
2.	Allen Iverson	29879
3.	Dolph Schayes	29800
4.	Julius Erving	28677
5.	Maurice Cheeks	28583
6.	John (Red) Kerr	26014
7.	Andre Iguodala	23216
8.	Charles Barkley	22761
9.	Billy Cunningham	22406
10.	Larry Costello	18624

MOST FIELD GOALS

1.	Hal Greer	8504
2.	Julius Erving	7237
3.	Allen Iverson	6962
4.	Dolph Schayes	5863
5.	Billy Cunningham	5116
6.	Charles Barkley	5025
7.	John (Red) Kerr	4623
8.	Maurice Cheeks	4192
9.	Chet Walker	3318
10.	Andre Iguodala	3301

76ERS INDIVIDUAL CAREER RECORDS

Most Seasons With Franchise	15	Dolph Schayes, Hal Greer	1949-64, 1958-73
Most Games Played	1122	Hal Greer	1958-73
Most Points	21586	Hal Greer	1958-73
Scoring Average	27.6	Wilt Chamberlain	1965-68
Most Minutes Played	39788	Hal Greer	1958-73
Most Field Goals	8504	Hal Greer	1958-73
Most Field Goals Attempted	18811	Hal Greer	1958-73
Field Goal Percentage	.583	Wilt Chamberlain	1965-68
Three-Point Field Goals Made	885	Allen Iverson	1996-07, 2009-10
Three-Point Field Goals Attempted	2864	Allen Iverson	1996-07, 2009-10
Three-Point Field Goal Percentage	.426	Dana Barros	1993-95
Most Free Throws	6712	Dolph Schayes	1949-64
Most Free Throws Attempted	7904	Dolph Schayes	1949-64
Free Throw Percentage	.886	Jodie Meeks	2009-12
Most Rebounds	11256	Dolph Schayes	1949-64
Most Offensive Rebounds	2688	Charles Barkley	1984-92
Most Defensive Rebounds	4391	Charles Barkley	1984-92
Most Assists	6212	Maurice Cheeks	1978-89
Most Personal Fouls	3855	Hal Greer	1958-73
Most Disqualifications	90	Dolph Schayes	1949-64
Most Steals	1942	Maurice Cheeks	1978-89
Most Blocked Shots	1293	Julius Erving	1976-87
Turnovers	2662	Allen Iverson	1996-07, 2009-10

ALL-TIME INDIVIDUAL HIGHS (CAREER)

MOST FIELD GOALS ATTEMPTED

1.	Hal Greer	18811
2.	Allen Iverson	16543
3.	Dolph Schayes	15427
4.	Julius Erving	14276
5.	Billy Cunningham	11467
6.	John (Red) Kerr	11059
7.	Charles Barkley	8722
8.	Maurice Cheeks	7940
9.	Fred Carter	7539
10.	Chet Walker	7254

FIELD GOAL PERCENTAGE

Min. of 500 FGM

1.	Wilt Chamberlain	.583
2.	Charles Barkley	.576
3.	Darryl Dawkins	.555
4.	Ben Simmons	.545
5.	Bobby Jones	.542
6.	Maurice Cheeks	.528
7.	Samuel Dalembert	.527
8t.	Darrall Imhoff	.510
8t.	Jahlil Okafor	.510
10.	Julius Erving	.507

THREE POINT FIELD GOALS

3-PT field goals have been compiled since 1979-80

1.	Allen Iverson	885
2.	Robert Covington	667
3.	Kyle Korver	661
4.	Andre Iguodala	563
5.	Hersey Hawkins	476
6.	Lou Williams	373
7.	Hollis Thompson	357
8	Dana Barros	332
9	Jrue Holiday	299
10.	Aaron McKie	295

Dana Barros connected on a franchise-record 42.6 percent from three-point range in two seasons with the 76ers (1993-95).

THREE POINT FIELD GOALS ATTEMPTED

3-PT FGA have been compiled since 1979-80

1.	Allen Iverson	2864
2.	Robert Covington	1890
3.	Andre Iguodala	1700
4.	Kyle Korver	1618
5.	Hersey Hawkins	1172
6.	Lou Williams	1107
7.	Hollis Thompson	917
8	Charles Barkley	888
9	Aaron McKie	842
10.	Willie Green	818

THREE POINT FIELD GOAL PERCENTAGE

3-PT FG PCT has been compiled since 1979-80
Min. 60 3FGM

1.	Dana Barros	.426
2.	JJ Redcik	.420
3.	Kyle Korver	.409
4.	Hersey Hawkins	.406
5.	Royal Ivey	.389
6.	Hollis Thompson	.389
7.	Willie Burton	.385
8	Jodie Meeks	.383
9	Gerald Henderson	.376
10.	Jrue Holiday	.374

MOST FREE THROWS

1.	Dolph Schayes	6979
2.	Allen Iverson	5024
3.	Hal Greer	4578
4.	Charles Barkley	3920
5.	Julius Erving	3844
6.	Billy Cunningham	3394
7.	Moses Malone	2589
8.	John (Red) Kerr	2453
9.	Chet Walker	2407
10.	Andre Iguodala	2257

MOST FREE THROWS ATTEMPTED

1.	Dolph Schayes	8274
2.	Allen Iverson	6457
3.	Hal Greer	5717
4.	Charles Barkley	5347
5.	Julius Erving	4950
6.	Billy Cunningham	4717
7.	John (Red) Kerr	3410
8.	Moses Malone	3320
9.	Chet Walker	3255
10.	Wilt Chamberlain	3163

FREE THROW PERCENTAGE

Min. of 200 FTM

1.	Jodie Meeks	.886
2.	Kyle Korver	.880
3.	Mike Gminski	.873
4.	Dana Barros	.872
5.	Jeff Hornacek	.868
6.	Hersey Hawkins	.867
7.	Johnny Dawkins	.851
8t.	Larry Costello	.846
8t.	Ron Anderson	.846
10.	Dolph Schayes	.843

RECORDS

ALL-TIME INDIVIDUAL HIGHS (CAREER)

MOST REBOUNDS

Rebounds have been compiled since 1950-51

1.	Dolph Schayes	11256
2.	John (Red) Kerr	9506
3.	Charles Barkley	7079
4.	Billy Cunningham	6638
5.	Wilt Chamberlain	6632
6.	Hal Greer	5665
7.	Julius Erving	5601
8t.	Samuel Dalembert	4844
8t.	Luke Jackson	4613
10.	Caldwell Jones	4454

OFFENSIVE REBOUNDS

Offensive rebounds have been compiled since 1973-74

1.	Charles Barkley	2688
2.	Julius Erving	2067
3.	Moses Malone	1627
4.	Samuel Dalembert	1561
5.	Steve Mix	1318
6.	Clarence Weatherspoon	1142
7.	Caldwell Jones	1115
8.	Thaddeus Young	1027
9.	Bobby Jones	950
10.	George McGinnis	866

DEFENSIVE REBOUNDS

Defensive rebounds have been compiled since 1973-74

1.	Charles Barkley	4391
2.	Julius Erving	3534
3.	Caldwell Jones	3339
4.	Samuel Dalembert	3283
5.	Andre Iguodala	2934
6.	Moses Malone	2646
7.	Clarence Weatherspoon	2573
8.	Steve Mix	2453
9.	Darryl Dawkins	2323
10.	Allen Iverson	2171

MOST ASSISTS

1.	Maurice Cheeks	6212
2.	Hal Greer	4540
3.	Allen Iverson	4385
4.	Julius Erving	3224
5.	Dolph Schayes	3072
6.	Andre Iguodala	2991
7.	Eric Snow	2965
8.	Larry Costello	2901
9.	Billy Cunningham	2625
10.	Paul Seymour	2335

MOST PERSONAL FOULS

1.	Hal Greer	3855
2.	Dolph Schayes	3664
3.	Billy Cunningham	2431
4.	Julius Erving	2286
5.	John (Red) Kerr	2139
6.	Larry Costello	2107
7.	Al Bianchi	2069
8.	Charles Barkley	2045
9.	Maurice Cheeks	1934
10.	Samuel Dalembert	1844

MOST DISQUALIFICATIONS

Disqualifications have been compiled since 1950-51

1.	Dolph Schayes	90
2.	Hal Greer	72
3.	Billy Cunningham	64
4.	Al Bianchi	54
5.	Larry Costello	47
6.	Earl Lloyd	41
7.	Dave Gambee	39
8t.	John (Red) Kerr	34
8t.	Darryl Dawkins	34
10.	Charles Barkley	33

MOST STEALS

Steals have been compiled since 1973-74

1.	Maurice Cheeks	1942
2.	Allen Iverson	1644
3.	Julius Erving	1508
4.	Andre Iguodala	1076
5.	Charles Barkley	1007
6.	Steve Mix	851
7.	Bobby Jones	727
8.	Hersey Hawkins	722
9.	Thaddeus Young	708
10.	Eric Snow	702

BLOCKED SHOTS

Blocked Shots have been compiled since 1973-74

1.	Julius Erving	1293
2.	Samuel Dalembert	1131
3.	Caldwell Jones	926
4.	Theo Ratliff	710
5.	Bobby Jones	694
6.	Darryl Dawkins	635
7.	Charles Barkley	606
8.	Manute Bol	580
9.	Clarence Weatherspoon	496
10.	Moses Malone	478

TURNOVERS

Turnovers have been compiled since 1977-78

1.	Allen Iverson	2662
2.	Julius Erving	2323
3.	Charles Barkley	2127
4.	Maurice Cheeks	1970
5.	Andre Iguodala	1460
6.	Andrew Toney	1394
7.	Moses Malone	1120
8.	Bobby Jones	1023
9.	Eric Snow	967
10.	Clarence Weatherspoon	94

ALL-TIME ROOKIE LEADERS (SEASON)

POINTS

	Player	Year	PTS
1.	Allen Iverson	1996-97	1787
2.	Jerry Stackhouse	1995-96	1384
3.	Clarence Weatherspoon	1992-93	1280
4.	Ben Simmons	2017-18	1279
5.	Lee Shaffer	1961-62	1267
6.	Hersey Hawkins	1988-89	1196
7.	Michael Carter-Williams	2013-14	1167
8.	Charles Barkley	1984-85	1148
9.	Billy Cunningham	1965-66	1143
10.	Luke Jackson	1964-65	1126

MOST FIELD GOALS

	Player	Year	FG
1.	Allen Iverson	1996-97	625
2.	Ben Simmons	2017-18	544
3.	Lee Shaffer	1961-62	514
4.	Clarence Weatherspoon	1992-93	494
5.	Jerry Stackhouse	1995-64	452

MOST FIELD GOALS ATTEMPTED

	Player	Year	FGA
1.	Allen Iverson	1996-97	1504
2.	Lee Shaffer	1961-62	1180
3.	Jerry Stackhouse	1995-96	1091
4.	Michael Carter-Williams	2013-14	1054
5.	Clarence Weatherspoon	1992-93	1053

MOST THREE-POINT FIELD GOALS

	Player	Year	3FGM
1.	Allen Iverson	1996-97	155
2.	Dario Šarić	2016-17	106
3.	Jerry Stackhouse	1995-96	93
4.	Kyle Korver	2003-04	81
5.	Hersey Hawkins	1988-89	71

MOST THREE-POINT FIELD GOAL ATTEMPTS

	Player	Year	3FGA
1.	Allen Iverson	1996-97	455
2.	Dario Šarić	2016-17	341
3.	Jerry Stackhouse	1995-96	292
4.	Michael Carter-Williams	2013-14	208
5.	Kyle Korver	2003-04	207

MOST FREE THROWS MADE

	Player	Year	FTM
1.	Jerry Stackhouse	1995-96	387
2.	Allen Iverson	1996-97	382
3	Dolph Schayes	1949-50	376
4.	Charles Barkley	1984-85	293
5.	Clarence Weatherspoon	1992-93	291

MOST FREE THROW ATTEMPTS

	Player	Year	FTA
1.	Allen Iverson	1996-97	544
2.	Jerry Stackhouse	1995-96	518
3.	Dolph Schayes	1949-50	486
4.	Billy Cunningham	1965-66	443
5.	Clarence Weatherspoon	1992-93	408

MOST REBOUNDS

	Player	Year	REB
1.	Luke Jackson	1964-65	980
2.	Charles Barkley	1984-85	703
3.	Ben Simmons	2017-18	659
4.	Nerlens Noel	2014-15	611
5.	Billy Cunningham	1965-66	599

Allen Iverson set a franchise record with 1,787 points during his rookie season in 1996-97.

MOST ASSISTS

	Player	Year	AST
1.	Ben Simmons	2017-18	661
2.	Allen Iverson	1996-97	567
3.	Michael Carter-Williams	2013-14	441
4.	Maurice Cheeks	1978-79	431
5.	T.J. McConnell	2015-16	367

MOST STEALS

	Player	Year	STL
1.	Maurice Cheeks	1978-79	174
2.	Allen Iverson	1996-97	157
3.	Ben Simmons	2017-18	140
4.	Andre Iguodala	2004-05	138
5.	Nerlens Noel	2014-15	133

MOST TURNOVERS

	Player	Year	TO
1.	Allen Iverson	1996-97	337
2.	Ben Simmons	2017-18	278
3.	Jerry Stackhouse	1995-96	252
4.	Michael Carter-Williams	2013-14	247
5.	Andrew Toney	1980-81	219

MOST BLOCKED SHOTS

	Player	Year	BLK
1.	Shawn Bradley	1993-94	147
2.	Nerlens Noel	2014-15	142
3.	Sharone Wright	1994-95	104
4.	Charles Barkley	1984-85	80
5.	Jerry Stackhouse	1995-96	79

RECORDS

FRANCHISE SCORING LEADERS (CAREER)

	PLAYERS	Years	G	FG	3FG	FT	PTS	AVG
1.	Hal Greer	1958-73	1122	8504	---	4578	21586	19.2
2.	Allen Iverson	1996-07/2009-10	722	6962	885	5122	19931	27.6
3.	Dolph Schayes	1949-64	1059	6134	---	6979	19247	18.2
4.	Julius Erving	1976-87	836	7237	46	3844	18364	22.0
5.	Charles Barkley	1984-92	610	5025	214	3920	14184	23.3
6.	Billy Cunningham	1965-72/1974-76	654	5116	---	3394	13626	20.8
7.	John (Red) Kerr	1954-65	834	4623	---	2453	11699	14.0
8.	Maurice Cheeks	1978-89	853	4192	40	2005	10429	12.2
9.	Andre Iguodala	2004-2012	615	3301	563	2257	9422	15.3
10.	Chet Walker	1962-69	558	3318	---	2407	9043	16.2
11.	Larry Costello	1957-68	615	2863	---	2231	7957	12.9
12.	Fred Carter	1971-77	409	3248	---	1177	7673	18.8
13.	Hersey Hawkins	1988-93	403	2626	476	1929	7657	19.0
14.	Wilt Chamberlain	1964-68	277	3105	---	1441	7651	27.6
15.	Steve Mix	1974-82	668	2893	5	1768	7559	11.3
16.	Moses Malone	1982-94/1993-94	357	2461	0	2589	7511	21.0
17.	Andrew Toney	1980-88	468	2859	138	1602	7458	15.9
18.	Doug Collins	1973-81	415	2927	0	1573	7427	17.9
19.	Thaddeus Young	2007-2014	516	3018	208	834	7078	13.7
20.	Clarence Weatherspoon	1992-98	448	2669	10	1519	6867	15.3
21.	Bobby Jones	1978-86	617	2471	0	1643	6585	10.7
22.	Paul Seymour	1949-60	693	2211	---	1853	6275	9.1
23.	Al Bianchi	1956-66	687	2212	---	1126	5550	8.1
24.	Dave Gambee	1960-67	475	1932	---	1590	5454	11.5
25.	Wali Jones	1965-71	454	2117	---	995	5229	11.5
26.	Luke Jackson	1965-72	522	2004	---	1162	5170	9.9
27.	Lou Williams	2005-12	455	1730	373	1325	5158	11.3
28.	Ron Anderson	1988-93	393	2151	95	741	5138	13.1
29.	George McGinnis	1975-78	234	1894	---	1258	5046	21.6
30.	Darryl Dawkins	1975-82	448	2062	0	885	5009	11.2
31.	Samuel Dalembert	2001-11	582	1934	0	842	4710	8.1
32.	Archie Clark	1968-71	241	1711	---	959	4381	18.2
33.	Eric Snow	1997-04	452	1589	35	1162	4375	9.7
34.	Aaron McKie	1997-05	536	1605	295	638	4143	7.3
35.	Jrue Holiday	2009-2013	298	1591	299	513	3994	13,4
36.	Willie Green	2003-11	422	1596	259	503	3954	9.4
37.	Derrick Coleman	1995-98/2001-04	283	1429	123	962	3943	13.9
38.	Robert Covington	2015-18	284	1210	677	577	3674	12.9
39.	George King, Jr.	1951-56	348	1282	---	1045	3609	10.4
40.	Mike Gminksi	1987-91	240	1413	4	755	3585	14.9
41.	Kyle Korver	2003-2007	337	1221	661	424	3527	10.5
42.	Andre Miller	2007-2009	221	1368	19	755	3510	15.9
43.	Caldwell Jones	1977-82	482	1367	0	732	3466	7.2
44.	Earl Lloyd	1952-58	413	1279	---	874	3432	8.3
45.	Jerry Stackhouse	1995-98	175	1113	211	979	3416	19.5
46.	Billy Gabor	1949-55	365	1195	---	962	3352	9.2
47.	Johnny Dawkins	1990-94	313	1320	122	581	3343	10.7
48,	Elton Brand	2008-12/2015-16	263	1395	---	551	3341	12.7
49.	Henry Bibby	1976-80	327	1207	11	884	3309	10.1
50.	Lee Shaffer	1961-64	196	1328	---	635	3291	16.8

YEARLY LEADERS

MINUTES PLAYED - COMPILED SINCE 1950-51

1951-52	Red Rocha	2543
1952-53	Paul Seymour	2684
1953-54	Paul Seymour	2727
1954-55	Paul Seymour	2950
1955-56	Dolph Schayes	2517
1956-57	Dolph Schayes	2851
1957-58	Dolph Schayes	2318
1958-59	Larry Costello	2750
1959-60	Dolph Schayes	2741
1960-61	Dolph Schayes	3007
1961-62	John Kerr	2768
1962-63	Hal Greer	2631
1963-64	Hal Greer	3157
1964-65	Hal Greer	2600
1965-66	Wilt Chamberlain	3737
1966-67	Wilt Chamberlain	3682
1967-68	Wilt Chamberlain	3836
1968-69	Billy Cunningham	3345
1969-70	Billy Cunningham	3194
1970-71	Archie Clark	3245
1971-72	Billy Cunningham	2900
1972-73	Fred Carter	2993
1973-74	Fred Carter	3044
1974-75	Fred Carter	3046
1975-76	Steve Mix	3039
1976-77	Julius Erving	2940
1977-78	Doug Collins	2770
1978-79	Julius Erving	2802
1979-80	Julius Erving	2812
1980-81	Julius Erving	2874
1981-82	Julius Erving	2789
1982-83	Moses Malone	2922
1983-84	Julius Erving	2683
1984-85	Moses Malone	2957
1985-86	Maurice Cheeks	3270
1986-87	Tim McCormick	2817
1987-88	Charles Barkley	3170
1988-89	Charles Barkley	3088
1989-90	Charles Barkley	3085
1990-91	Hersey Hawkins	3110
1991-92	Hersey Hawkins	3013
1992-93	Hersey Hawkins	2977
1993-94	Clarence Weatherspoon	3147
1994-95	Dana Barros	3318
1995-96	Clarence Weatherspoon	3096
1996-97	Jerry Stackhouse	3166
1997-98	Allen Iverson	3150
1998-99	Allen Iverson	1990
1999-00	Allen Iverson	2853
2000-01	Allen Iverson	2979
2001-02	Dikembe Mutombo	2907
2002-03	Allen Iverson	3485
2003-04	Eric Snow	2966
2004-05	Allen Iverson	3174
2005-06	Allen Iverson	3103
2006-07	Andre Iguodala	3062
2007-08	Andre Iguodala	3242
2008-09	Andre Iguodala	3269
2009-10	Andre Iguodala	3193
2010-11	Jrue Holiday	2901
2011-12	Andre Iguodala	2209
2012-13	Jrue Holiday	2926
2013-14	Thaddeus Young	2718
2014-15	Nerlens Noel	2311
2015-16	Hollis Thompson	2154
2016-17	Nik Stauskas	2188
2017-18	Ben Simmons	2732

TOTAL POINTS

1949-50	Dolph Schayes	1072
1950-51	Dolph Schayes	1121
1951-52	Dolph Schayes	868
1952-53	Dolph Schayes	1262
1953-54	Dolph Schayes	1228
1954-55	Dolph Schayes	1333
1955-56	Dolph Schayes	1472
1956-57	Dolph Schayes	1617
1957-58	Dolph Schayes	1791
1958-59	Dolph Schayes	1534
1959-60	Dolph Schayes	1689
1960-61	Dolph Schayes	1868
1961-62	Hal Greer	1619
1962-63	Hal Greer	1562
1963-64	Hal Greer	1865
1964-65	Hal Greer	1413
1965-66	Wilt Chamberlain	2649
1966-67	Wilt Chamberlain	1956
1967-68	Wilt Chamberlain	1992
1968-69	Billy Cunningham	2034
1969-70	Billy Cunningham	2114
1970-71	Billy Cunningham	1859
1971-72	Billy Cunningham	1744
1972-73	Fred Carter	1617
1973-74	Fred Carter	1666
1974-75	Fred Carter	1686
1975-76	George McGinnis	1769
1976-77	Julius Erving	1770
1977-78	George McGinnis	1587
1978-79	Julius Erving	1803
1979-80	Julius Erving	2100
1980-81	Julius Erving	2014
1981-82	Julius Erving	1974
1982-83	Moses Malone	1908
1983-84	Julius Erving	1727
1984-85	Moses Malone	1941
1985-86	Moses Malone	1759
1986-87	Charles Barkley	1564
1987-88	Charles Barkley	2264
1988-89	Charles Barkley	2037
1989-90	Charles Barkley	1989
1990-91	Charles Barkley	1849
1991-92	Charles Barkley	1730
1992-93	Hersey Hawkins	1643
1993-94	Clarence Weatherspoon	1506
1994-95	Dana Barros	1686
1995-96	Jerry Stackhouse	1384
1996-97	Allen Iverson	1787
1997-98	Allen Iverson	1758
1998-99	Allen Iverson	1284
1999-00	Allen Iverson	1989
2000-01	Allen Iverson	2207
2001-02	Allen Iverson	1883
2002-03	Allen Iverson	2262
2003-04	Allen Iverson	1266
2004-05	Allen Iverson	2302
2005-06	Allen Iverson	2377
2006-07	Andre Iguodala	1386
2007-08	Andre Iguodala	1630
2008-09	Andre Iguodala	1541
2009-10	Andre Iguodala	1401
2010-11	Elton Brand	1217
2011-12	Andre Iguodala	2209
2012-13	Jrue Holiday	1383
2013-14	Thaddues Young	1417
2014-15	Robert Covington	943
2015-16	Jahlil Okafor	928

RECORDS

YEARLY LEADERS

Julius Erving, one of the most prolific players in Sixers history, led the team in scoring average in six-straight seasons (1976-82).

2016-17	Dario Šarić	1040
2017-18	Joel Embiid	1445

AVERAGE POINTS - MINIMUM OF 20

1949-50	Dolph Schayes	16.8
1950-51	Dolph Schayes	17.0
1951-52	Dolph Schayes	13.8
1952-53	Dolph Schayes	17.8
1953-54	Dolph Schayes	17.1
1954-55	Dolph Schayes	18.5
1955-56	Dolph Schayes	20.4
1956-57	Dolph Schayes	22.5
1957-58	Dolph Schayes	24.9
1958-59	Dolph Schayes	21.3
1959-60	Dolph Schayes	22.5
1960-61	Dolph Schayes	23.6
1961-62	Hal Greer	22.8
1962-63	Hal Greer	19.5
1963-64	Hal Greer	23.3
1964-65	Wilt Chamberlain	30.1
1965-66	Wilt Chamberlain	33.5
1966-67	Wilt Chamberlain	24.1
1967-68	Wilt Chamberlain	24.3
1968-69	Billy Cunningham	24.8
1969-70	Billy Cunningham	26.1
1970-71	Billy Cunningham	23.0
1971-72	Billy Cunningham	23.3
1972-73	Fred Carter	20.0
1973-74	Fred Carter	21.4
1974-75	Fred Carter	21.9
1975-76	George McGinnis	23.0
1976-77	Julius Erving	21.6
1977-78	Julius Erving	20.6
1978-79	Julius Erving	23.1
1979-80	Julius Erving	26.9
1980-81	Julius Erving	24.6
1981-82	Julius Erving	24.4
1982-83	Moses Malone	24.5
1983-84	Moses Malone	22.7
1984-85	Moses Malone	24.6
1985-86	Moses Malone	23.8
1986-87	Charles Barkley	23.0
1987-88	Charles Barkley	28.3
1988-89	Charles Barkley	25.8
1989-90	Charles Barkley	25.2
1990-91	Charles Barkley	27.6
1991-92	Charles Barkley	23.1
1992-93	Hersey Hawkins	20.3
1993-94	Clarence Weatherspoon	18.4
1994-95	Dana Barros	20.6
1995-96	Jerry Stackhouse	19.2
1996-97	Allen Iverson	23.5
1997-98	Allen Iverson	22.0
1998-99	Allen Iverson	26.8
1999-00	Allen Iverson	28.4
2000-01	Allen Iverson	31.1
2001-02	Allen Iverson	31.4
2002-03	Allen Iverson	27.6
2003-04	Allen Iverson	26.4
2004-05	Allen Iverson	30.7
2005-06	Allen Iverson	33.0
2006-07	Andre Iguodala	18.2
2007-08	Andre Iguodala	19.9
2008-09	Andre Iguodala	18.8
2009-10	Andre Iguodala	17.1
2010-11	Elton Brand	15.0
2011-12	Lou Williams	14.9
2012-13	Jrue Holiday	17.7
2013-14	Thaddeus Young	17.9
2014-15	Tony Wroten	16.9
2015-16	Jahlil Okafor	17.5
2016-17	Joel Embiid	20.2
2017-18	Joel Embiid	22.9

FIELD GOALS MADE

1949-50	Dolph Schayes	348
1950-51	Dolph Schayes	332
1951-52	Red Rocha	300
1952-53	Dolph Schayes	375
1953-54	Dolph Schayes	370
1954-55	Dolph Schayes	422
1955-56	Dolph Schayes	465
1956-57	Dolph Schayes	496
1957-58	Dolph Schayes	581
1958-59	Dolph Schayes	504
1959-60	Dolph Schayes	578
1960-61	Hal Greer	623
1961-62	Hal Greer	644
1962-63	Hal Greer	600
1963-64	Hal Greer	715
1964-65	Hal Greer	540
1965-66	Wilt Chamberlain	1074
1966-67	Wilt Chamberlain	785
1967-68	Wilt Chamberlain	819
1968-69	Billy Cunningham	739
1969-70	Billy Cunningham	802
1970-71	Billy Cunningham	702
1971-72	Billy Cunningham	658
1972-73	Fred Carter	679
1973-74	Fred Carter	706
1974-75	Fred Carter	715
1975-76	Fred Carter	665
1976-77	Julius Erving	685
1977-78	Doug Collins	643
1978-79	Julius Erving	715
1979-80	Julius Erving	838
1980-81	Julius Erving	794
1981-82	Julius Erving	780
1982-83	Moses Malone	654
1983-84	Julius Erving	678
1984-85	Julius Erving	610
1985-86	Charles Barkley	595

YEARLY LEADERS

FIELD GOALS MADE CONT.

1986-87	Charles Barkley	557
1987-88	Charles Barkley	753
1988-89	Charles Barkley	700
1989-90	Charles Barkley	706
1990-91	Charles Barkley	665
1991-92	Charles Barkley	622
1992-93	Jeff Hornacek	582
1993-94	Clarence Weatherspoon	602
1994-95	Dana Barros	571
1995-96	Clarence Weatherspoon	491
1996-97	Allen Iverson	625
1997-98	Allen Iverson	649
1998-99	Allen Iverson	435
1999-00	Allen Iverson	729
2000-01	Allen Iverson	762
2001-02	Allen Iverson	665
2002-03	Allen Iverson	804
2003-04	Allen Iverson	435
2004-05	Allen Iverson	771
2005-06	Allen Iverson	815
2006-07	Andre Iguodala	443
2007-08	Andre Iguodala	582
2008-09	Andre Iguodala	542
2009-10	Andre Iguodala	496
2010-11	Elton Brand	502
2011-12	Jrue Holiday	360
2012-13	Jrue Holiday	555
2013-14	Thaddeus Young	582
2014-15	Nerlens Noel	302
2015-16	Jahlil Okafor	397
2015-16	Jahlil Okafor	397
2016-17	Dario Šarić	381
2017-18	Ben Simmons	544

FIELD GOAL ATTEMPTS

1949-50	Dolph Schayes	903
1950-51	Dolph Schayes	930
1951-52	Red Rocha	749
1952-53	Dolph Schayes	1022
1953-54	Dolph Schayes	973
1954-55	Dolph Schayes	1103
1955-56	Dolph Schayes	1202
1956-57	Dolph Schayes	1308
1957-58	Dolph Schayes	1458
1958-59	Dolph Schayes	1304
1959-60	Dolph Schayes	1440
1960-61	Dolph Schayes	1595
1961-62	Hal Greer	1442
1962-63	Lee Shaffer	1393
1963-64	Hal Greer	1611
1964-65	Hal Greer	1245
1965-66	Wilt Chamberlain	1990
1966-67	Hal Greer	1524
1967-68	Hal Greer	1626
1968-69	Billy Cunningham	1736
1969-70	Billy Cunningham	1710
1970-71	Billy Cunningham	1519
1971-72	Billy Cunningham	1428
1972-73	Fred Carter	1614
1973-74	Fred Carter	1641
1974-75	Fred Carter	1598
1975-76	Fred Carter	1594
1976-77	George McGinnis	1439
1977-78	George McGinnis	1270
1978-79	Julius Erving	1455
1979-80	Julius Erving	1614
1980-81	Julius Erving	1524
1981-82	Julius Erving	1428
1982-83	Moses Malone	1305
1983-84	Julius Erving	1324
1984-85	Moses Malone	1284
1985-86	Moses Malone	1246
1986-87	Charles Barkley	937
1987-88	Charles Barkley	1283
1988-89	Charles Barkley	1208
1989-90	Charles Barkley	1177
1990-91	Charles Barkley	1251
1991-92	Hersey Hawkins	1126
1992-93	Jeff Hornacek	1239
1993-94	Clarence Weatherspoon	1246
1994-95	Clarence Weatherspoon	1238
1995-96	Jerry Stackhouse	1091
1996-97	Allen Iverson	1504
1997-98	Allen Iverson	1407
1998-99	Allen Iverson	1056
1999-00	Allen Iverson	1733
2000-01	Allen Iverson	1813
2001-02	Allen Iverson	1669
2002-03	Allen Iverson	1940
2003-04	Allen Iverson	1125
2004-05	Allen Iverson	1818
2005-06	Allen Iverson	1822
2006-07	Andre Iguodala	991
2007-08	Andre Iguodala	1277
2008-09	Andre Iguodala	1147
2009-10	Andre Iguodala	1120
2010-11	Jrue Holiday	999
2011-12	Lou Williams	782
2012-13	Jrue Holiday	1299
2013-14	Thaddeus Young	1283
2014-15	Robert Covington	756
2015-16	Jahlil Okafor	781
2016-17	Dario Šarić	927
2017-18	Joel Embiid	1056

FIELD GOAL PERCENTAGE - MINIMUM OF 100

149-50	Ed Peterson	42.8
1950-51	George Ratkovicz	41.5
1951-52	George King	40.6
1952-53	George King	40.2
1953-54	Billy Kenville	38.4
1954-55	John Kerr	41.9
1955-56	John Kerr	40.3
1956-57	John Kerr	40.3
1957-58	Larry Costello	42.6
1958-59	Hal Greer	45.4
1959-60	Hal Greer	47.6
1960-61	Larry Costello	48.2
1961-62	Hal Greer	44.7
1962-63	John Kerr	47.4
1963-64	Hal Greer	44.4
1964-65	Wilt Chamberlain	52.8
1965-66	Wilt Chamberlain	54.0
1966-67	Wilt Chamberlain	68.3
1967-68	Wilt Chamberlain	59.5
1968-69	Johnny Green	51.8
1969-70	Darall Imhoff	54.0
1970-71	Archie Clark	49.6
1971-72	Bill Bridges	50.9
1972-73	Dale Schlueter	52.4
1973-74	Steve Mix	47.5
1974-75	Doug Collins	48.8
1975-76	Doug Collins	51.3
1976-77	Darryl Dawkins	62.8
1977-78	Darryl Dawkins	57.5
1978-79	Eric Money	54.8
1979-80	Maurice Cheeks	54.0

YEARLY LEADERS

In 2004-05, Kyle Korver set the single-season franchise record and tied for the NBA lead with 226 three-point field goals made.

FIELD GOAL PERCENTAGE CONT.

1980-81	Darryl Dawkins	60.7
1981-82	Bobby Jones, Darryl Dawkins	56.4
1982-83	Bobby Jones	54.3
1983-84	Maurice Cheeks	55.0
1984-85	Maurice Cheeks	57.0
1985-86	Charles Barkley	57.2
1986-87	Charles Barkley	59.4
1987-88	Charles Barkley	58.7
1988-89	Charles Barkley	57.9
1989-90	Charles Barkley	60.0
1990-91	Charles Barkley	57.0
1991-92	Charles Barkley	55.2
1992-93	Hersey Hawkins, Jeff Hornacek	47.0
1993-94	Warren Kidd	59.2
1994-95	Jeff Malone	50.7
1995-96	Derrick Alston	51.2
1996-97	Scott Williams	50.9
1997-98	Theo Ratliff	51.2
1998-99	Matt Geiger	47.9
1999-00	Theo Ratliff	50.3
2000-01	Todd MacCulloch	58.9
2001-02	Dikembe Mutombo	50.1
2002-03	Brian Skinner	55.0
2003-04	Samuel Dalembert	54.1
2004-05	Samuel Dalembert	52.4
2005-06	Steven Hunter	60.1
2006-07	Steven Hunter	57.7
2007-08	Thaddeus Young	53.9
2008-09	Marreese Speights	50.2
2009-10	Samuel Dalembert	54.5
2010-11	Thaddeus Young	54.1
2011-12	Thaddeus Young	50.7
2012-13	Thaddeus Young	53.1
2013-14	Henry Sims	48.9
2014-15	Henry Sims	47.4
2015-16	Carl Landry	55.6
2016-17	Nerlens Noel	61.1
2017-18	Richaun Holmes	.560

3-PT FIELD GOALS MADE - *compiled since 1979-80*

1979-80	Henry Bibby	11
1980-81	Andrew Toney	9
1981-82	Andrew Toney	25
1982-83	Andrew Toney	22
1983-84	Andrew Toney	12
1984-85	Andrew Toney	39
1985-86	Charles Barkley	17
1986-87	Andrew Toney	22
1987-88	Gerald Henderson	67
1988-89	Hersey Hawkins	71
1989-90	Hersey Hawkins	84
1990-91	Hersey Hawkins	108
1991-92	Hersey Hawkins	91
1992-93	Hersey Hawkins	122
1993-94	Dana Barros	135
1994-95	Dana Barros	197
1995-96	Vernon Maxwell	146
1996-97	Allen Iverson	155
1997-98	Allen Iverson	70
1998-99	Allen Iverson	58
1999-00	Allen Iverson	89
2000-01	Allen Iverson	98
2001-02	Allen Iverson	78
2002-03	Allen Iverson	84
2003-04	Kyle Korver	81
2004-05	Kyle Korver	226
2005-06	Kyle Korver	184
2006-07	Kyle Korver	132
2007-08	Andre Iguodala	101
2008-09	Andre Iguodala	80
2009-10	Andre Iguodala	94
2010-11	Jodie Meeks	138
2011-12	Jodie Meeks	97
2012-13	Dorell Wright	135
2013-14	James Anderson	115
2014-15	Robert Covington	167
2015-16	Isaiah Canaan	176
2016-17	Robert Covington	137
2017-18	Robert Covington	203

3-PT FIELD GOAL ATTEMPTS - *compiled since 1979-80*

1979-80	Henry Bibby	52
1980-81	Andrew Toney	29
1981-82	Andrew Toney	59
1982-83	Andrew Toney	76
1983-84	Andrew Toney	38
1984-85	Andrew Toney	105
1985-86	Charles Barkley	75
1986-87	Charles Barkley	104
1987-88	Gerald Henderson	159
1988-89	Hersey Hawkins	166
1989-90	Hersey Hawkins	200
1990-91	Hersey Hawkins	270
1991-92	Hersey Hawkins	229
1992-93	Hersey Hawkins	307
1993-94	Dana Barros	354
1994-95	Dana Barros	425
1995-96	Vernon Maxwell	460
1996-97	Allen Iverson	455
1997-98	Allen Iverson	235
1998-99	Allen Iverson	199
1999-00	Allen Iverson	261
2000-01	Allen Iverson	306
2001-02	Allen Iverson	268
2002-03	Allen Iverson	303
2003-04	Kyle Korver	207
2004-05	Kyle Korver	558
2005-06	Kyle Korver	438

YEARLY LEADERS

3-PT FIELD GOAL ATTEMPTS CONT.

2006-07	Kyle Korver	307
2007-08	Andre Iguodala	307
2008-09	Andre Iguodala	261
2009-10	Andre Iguodala	303
2010-11	Jodie Meeks	348
2011-12	Jodie Meeks	266
2012-13	Dorell Wright	361
2013-14	James Anderson	351
2014-15	Robert Covington	446
2015-16	Isaiah Canaan	485
2016-17	Robert Covington	412
2017-18	Robert Covington	550

3-PT FIELD GOAL PERCENTAGE

Compiled since 1979-80 - Minimun of 20

1979-80	Henry Bibby	21.2
1980-81	Andrew Toney	31.0
1981-82	Andrew Toney	42.4
1982-83	Andrew Toney	28.9
1983-84	Maurice Cheeks	40.0
1984-85	Andrew Toney	37.1
1985-86	Leon Wood	44.8
1986-87	Andrew Toney	32.8
1987-88	Gerald Henderson	42.1
1988-89	Hersey Hawkins	42.8
1989-90	Hersey Hawkins	42.0
1990-91	Hersey Hawkins	40.0
1991-92	Hersey Hawkins	39.7
1992-93	Hersey Hawkins	39.7
1993-94	Dana Barros	38.1
1994-95	Dana Barros	46.4
1995-96	Scott Skiles	44.1
1996-97	Rex Walters	38.5
1997-98	Tim Thomas	36.3
1998-99	George Lynch	39.1
1999-00	Aaron McKie	36.4
2000-01	Toni Kukoc	41.0
2001-02	Aaron McKie	39.8
2002-03	Keith Van Horn	36.9
2003-04	Aaron McKie	43.6
2004-05	Kyle Korver	40.5
2005-06	Kyle Korver	42.0
2006-07	Kyle Korver	43.0
2007-08	Lou Williams	35.9
2008-09	Thaddeus Young	34.1
2009-10	Jrue Holiday	39.0
2010-11	Jodie Meeks	39.7
2011-12	Andre Iguodala	39.4
2012-13	Dorell Wright	37.4
2013-14	Hollis Thompson	40.1
2014-15	Hollis Thompson	40.1
2015-16	Hollis Thompson	38.0
2016-17	Nik Stauskas	36.8
2017-18	T.J. McConnell	.435

FREE THROWS MADE

1949-50	Dolph Schayes	376
1950-51	Dolph Schayes	457
1951-52	Dolph Schayes	342
1952-53	Dolph Schayes	512
1953-54	Dolph Schayes	488
1954-55	Dolph Schayes	489
1955-56	Dolph Schayes	542
1956-57	Dolph Schayes	625
1957-58	Dolph Schayes	629
1958-59	Dolph Schayes	526
1959-60	Dolph Schayes	533
1960-61	Dolph Schayes	680



Billy Cunningham (No. 32) led the Sixers in free throws made in four consecutive seasons (1968-72).

1961-62	Dave Gambee	384
1962-63	Hal Greer	362
1963-64	Hal Greer	435
1964-65	Hal Greer	335
1965-66	Wilt Chamberlain	501
1966-67	Chet Walker	445
1967-68	Hal Greer	422
1968-69	Billy Cunningham	556
1969-70	Billy Cunningham	510
1970-71	Billy Cunningham	455
1971-72	Billy Cunningham	428
1972-73	Fred Carter	259
1973-74	Tom Van Arsdale	298
1974-75	Bill Cunningham	345
1975-76	George McGinnis	475
1976-77	Julius Erving	400
1977-78	Lloyd Free & McGinnis	411
1978-79	Julius Erving	373
1979-80	Julius Erving	420
1980-81	Julius Erving	422
1981-82	Julius Erving	411
1982-83	Moses Malone	600
1983-84	Moses Malone	545
1984-85	Moses Malone	737
1985-86	Moses Malone	617
1986-87	Charles Barkley	429
1987-88	Charles Barkley	714
1988-89	Charles Barkley	602
1989-90	Charles Barkley	557
1990-91	Charles Barkley	475
1991-92	Charles Barkley	454
1992-93	Hersey Hawkins	419
1993-94	Clarence Weatherspoon	298
1994-95	Dana Barros	347
1995-96	Jerry Stackhouse	387
1996-97	Jerry Stackhouse	511
1997-98	Allen Iverson	390
1998-99	Allen Iverson	356
1999-00	Allen Iverson	442
2000-01	Allen Iverson	585
2001-02	Allen Iverson	475

RECORDS

YEARLY LEADERS



Wilt Chamberlain set franchise records in total points (2,649), scoring (33.5 ppg), field goals made (1074), field goal attempts (1990) and free throws attempted (976) during the 1965-66 season.

FREE THROWS MADE CONT.

2002-03	Allen Iverson	570
2003-04	Allen Iverson	339
2004-05	Allen Iverson	656
2005-06	Allen Iverson	675
2006-07	Andre Iguodala	452
2007-08	Andre Iguodala	365
2008-09	Andre Iguodala	377
2009-10	Andre Iguodala	315
2010-11	Lou Williams	293
2011-12	Lou Williams	237
2012-13	Jrue Holiday	182
2013-14	Michael Carter-Williams	258
2014-15	Robert Covington	178
2015-16	Jerami Grant	212
2016-17	Joel Embiid	191
2017-18	Joel Embiid	359

FREE THROWS ATTEMPTED

1949-50	Dolph Schayes	486
1950-51	Dolph Schayes	608
1951-52	Dolph Schayes	424
1952-53	Dolph Schayes	619
1953-54	Dolph Schayes	590
1954-55	Dolph Schayes	587
1955-56	Dolph Schayes	632
1956-57	Dolph Schayes	691
1957-58	Dolph Schayes	696
1958-59	Dolph Schayes	609
1959-60	Dolph Schayes	597
1960-61	Dolph Schayes	783
1961-62	Dolph Schayes	470
1962-63	Hal Greer	434
1963-64	Hal Greer	525
1964-65	Hal Greer	413
1965-66	Wilt Chamberlain	976
1966-67	Wilt Chamberlain	875
1967-68	Wilt Chamberlain	932
1968-69	Billy Cunningham	754
1969-70	Billy Cunningham	700
1970-71	Billy Cunningham	620
1971-72	Billy Cunningham	601
1972-73	Fred Carter	368
1973-74	Fred Carter	358
1974-75	Billy Cunningham	444
1975-76	George McGinnis	642
1976-77	George McGinnis	546
1977-78	George McGinnis	574
1978-79	Julius Erving	501
1979-80	Julius Erving	534
1980-81	Julius Erving	536
1981-82	Julius Erving	539
1982-83	Moses Malone	788
1983-84	Moses Malone	727
1984-85	Moses Malone	904
1985-86	Moses Malone	784
1986-87	Charles Barkley	564
1987-88	Charles Barkley	951
1988-89	Charles Barkley	799
1989-90	Charles Barkley	744
1990-91	Charles Barkley	658
1991-92	Charles Barkley	653
1992-93	Hersey Hawkins	487
1993-94	Clarence Weatherspoon	430
1994-95	Dana Barros	386
1995-96	Jerry Stackhouse	518
1996-97	Jerry Stackhouse	667
1997-98	Allen Iverson	535
1998-99	Allen Iverson	474
1999-00	Allen Iverson	620
2000-01	Allen Iverson	719
2001-02	Allen Iverson	585
2002-03	Allen Iverson	736
2003-04	Allen Iverson	455
2004-05	Allen Iverson	786
2005-06	Allen Iverson	829
2006-07	Andre Iguodala	551
2007-08	Andre Iguodala	506
2008-09	Andre Iguodala	521
2009-10	Andre Iguodala	430
2010-11	Lou Williams	356
2011-12	Lou Williams	292
2012-13	Jrue Holiday	242
2013-14	Michael Carter-Williams	367
2014-15	Robert Covington	217
2015-16	Jerami Grant	322
2016-17	Joel Embiid	244
2017-18	Joel Embiid	467

FREE THROW PERCENTAGE - *Minimun of 50*

1949-50	Al Cervi	89.2
1950-51	Fred Scolari	84.3
1951-52	Al Cervi	88.3
1952-53	Dolph Schayes	82.7
1953-54	Dolph Schayes	82.7
1954-55	Dolph Schayes	83.3
1955-56	Dolph Schayes	85.8
1956-57	Dolph Schayes	90.4
1957-58	Dolph Schayes	90.4
1958-59	Dolph Schayes	86.4
1959-60	Dolph Schayes	89.3
1960-61	Dolph Schayes	86.8
1961-62	Dolph Schayes	89.7
1962-63	Larry Costello	88.1
1963-64	Larry Costello	86.5
1964-65	Larry Costello	87.7
1965-66	Dave Gambee	85.0

YEARLY LEADERS

FREE THROW PERCENTAGE CONT.

1966-67	Wali Jones	83.8
1967-68	Larry Costello	82.7
1968-69	Wali Jones	80.9
1969-70	Wali Jones	84.1
1970-71	Hal Greer	80.5
1971-72	Kevin Loughery	82.7
1972-73	Don May	85.5
1973-74	Don May	87.3
1974-75	Doug Collins	84.4
1975-76	Doug Collins	83.6
1976-77	Doug Collins	84.0
1977-78	Julius Erving	84.5
1978-79	Doug Collins	81.4
1979-80	Doug Collins	91.1
1980-81	Steve Mix	83.3
1981-82	Caldwell Jones	81.7
1982-83	Bobby Jones	79.3
1983-84	Andrew Toney	83.9
1984-85	Maurice Cheeks	87.9
1985-86	Maurice Cheeks	84.2
1986-87	Julius Erving	81.3
1987-88	Mike Gminski	93.8
1988-89	Scott Brooks	88.4
1989-90	Hersey Hawkins	88.8
1990-91	Hersey Hawkins	87.1
1991-92	Johnny Dawkins	88.2
1992-93	Jeff Hornacek	86.5
1993-94	Jeff Hornacek	87.3
1994-95	Dana Barros	89.9
1995-96	Trevor Ruffin	81.3
1996-97	Rex Walters	79.0
1997-98	Jimmy Jackson	81.8
1998-99	Matt Geiger	79.7
1999-00	Aaron McKie	82.9
2000-01	Allen Iverson	81.4
2001-02	Speedy Claxton	83.8
2002-03	Eric Snow	85.8
2003-04	Glenn Robinson	83.2
2004-05	Kyle Korver	85.4
2005-06	Kyle Korver	84.9
2006-07	Kyle Korver	91.4
2007-08	Lou Williams	78.3
2008-09	Andre Miller	82.6
2009-10	Rodney Carney	82.5
2010-11	Jodie Meeks	89.4
2011-12	Jodie Meeks	90.6
2012-13	Dorell Wright	85.1
2013-14	Evan Turner	82.9
2014-15	Alexey Shved	84.2
2015-16	Isaiah Canaan	83.3
2016-17	Timothe Luwawu- Cabarrot	85.4
2017-18	JJ Redick	.904

TOTAL REBOUNDS - *compiled since 1950-51*

1950-51	Dolph Schayes	1080
1951-52	Dolph Schayes	773
1952-53	Dolph Schayes	920
1953-54	Dolph Schayes	870
1954-55	Dolph Schayes	887
1955-56	Dolph Schayes	891
1956-57	Dolph Schayes	1008
1957-58	Dolph Schayes	1022
1958-59	John Kerr	1008
1959-60	Dolph Schayes	959
1960-61	Dolph Schayes	960
1961-62	John Kerr	1176
1962-63	John Kerr	1039
1963-64	John Kerr	1018

Charles Barkley played eight seasons with the 76ers (1984-92).

1964-65	Luke Jackson	980
1965-66	Wilt Chamberlain	1943
1966-67	Wilt Chamberlain	1957
1967-68	Wilt Chamberlain	1952
1968-69	Billy Cunningham	1050
1969-70	Billy Cunningham	1101
1970-71	Billy Cunningham	946
1971-72	Billy Cunningham	918
1972-73	LeRoy Ellis	744
1973-74	LeRoy Ellis	890
1974-75	Bill Cunningham	726
1975-76	George McGinnis	967
1976-77	George McGinnis	911
1977-78	George McGinnis	810
1978-79	Caldwell Jones	747
1979-80	Caldwell Jones	950
1980-81	Caldwell Jones	813
1981-82	Caldwell Jones	708
1982-83	Moses Malone	1194
1983-84	Moses Malone	950
1984-85	Moses Malone	1031
1985-86	Charles Barkley	1026
1986-87	Charles Barkley	994
1987-88	Charles Barkley	951
1988-89	Charles Barkley	986
1989-90	Charles Barkley	909
1990-91	Charles Barkley	680
1991-92	Charles Barkley	830
1992-93	Clarence Weatherspoon	589
1993-94	Clarence Weatherspoon	832
1994-95	Shawn Bradley	659
1995-96	Clarence Weatherspoon	753
1996-97	Clarence Weatherspoon	679
1997-98	Derrick Coleman	587
1998-99	Theo Ratliff	407
1999-00	Tyrone Hill	625
2000-01	Tyrone Hill	687
2001-02	Dikembe Mutombo	863
2002-03	Keith Van Horn	524

YEARLY LEADERS

TOTAL REBOUNDS CONT.

2003-04	Kenny Thomas	750
2004-05	Samuel Dalembert	542
2005-06	Chris Webber	741
2006-07	Samuel Dalembert	773
2007-08	Samuel Dalembert	849
2008-09	Sameul Dalembert	701
2009-10	Samuel Dalembert	784
2010-11	Elton Brand	676
2011-12	Elton Brand	429
2012-13	Spencer Hawes	590
2013-14	Thaddeus Young	476
2014-15	Nerlens Noel	611
2015-16	Nerlens Noel	542
2016-17	Dario Šarić	513
2017-18	Joel Embiid	690

OFFENSIVE REBOUNDS - *compiled since 1973-74*

1973-74	Steve Mix	305
1974-75	Clyde Lee	264
1975-76	George McGinnis	260
1976-77	George McGinnis	324
1977-78	George McGinnis	282
1978-79	Bobby Jones	199
1979-80	Caldwell Jones	219
1980-81	Julius Erving	244
1981-82	Julius Erving	220
1982-83	Moses Malone	445
1983-84	Moses Malone	352
1984-85	Moses Malone	385
1985-86	Charles Barkley	354
1986-87	Charles Barkley	390
1987-88	Charles Barkley	385
1988-89	Charles Barkley	403
1989-90	Charles Barkley	361
1990-91	Charles Barkley	258
1991-92	Charles Barkley	271
1992-93	Clarence Weatherspoon	179
1993-94	Clarence Weatherspoon	254
1994-95	Shawn Bradley	243
1995-96	Clarence Weatherspoon	237
1996-97	Clarence Weatherspoon	219
1997-98	Theo Ratliff	175
1998-99	Theo Ratliff	139
1999-00	Tyrone Hill	220
2000-01	Tyrone Hill	239
2001-02	Dikembe Mutombo	254
2002-03	Keith Van Horn	159
2003-04	Kenny Thomas	261
2004-05	Samuel Dalembert	187
2005-06	Chris Webber	184
2006-07	Samuel Dalembert	239
2007-08	Samuel Dalembert	304
2008-09	Samuel Dalembert	214
2009-10	Samuel Dalembert	239
2010-11	Elton Brand	237
2011-12	Elton Brand	145
2012-13	Thaddeus Young	182
2013-14	Thaddeus Young	166
2014-15	Nerlens Noel	185
2015-16	Nerlens Noel	154
2016-17	Dario Šarić	112
2017-18	Dario Šarić	154

DEFENSIVE REBOUNDS - *compiled since 1973-74*

1973-74	LeRoy Ellis	598
1974-75	Bill Cunningham	596
1975-76	George McGinnis	707
1976-77	George McGinnis	587
1977-78	George McGinnis	528
1978-79	Caldwell Jones	570
1979-80	Caldwell Jones	731
1980-81	Caldwell Jones	613
1981-82	Caldwell Jones	544
1982-83	Moses Malone	749
1983-84	Moses Malone	598
1984-85	Moses Malone	646
1985-86	Charles Barkley	672
1986-87	Charles Barkley	604
1987-88	Charles Barkley	566
1988-89	Charles Barkley	583
1989-90	Charles Barkley	548
1990-91	Rick Mahorn	470
1991-92	Charles Barkley	559
1992-93	Clarence Weatherspoon	410
1993-94	Clarence Weatherspoon	578
1994-95	Shawn Bradley	416
1995-96	Clarence Weatherspoon	516
1996-97	Clarence Weatherspoon	460
1997-98	Derrick Coleman	438
1998-99	Theo Ratliff	268
1999-00	Tyrone Hill	405
2000-01	Tyrone Hill	448
2001-02	Dikembe Mutombo	609
2002-03	Keith Van Horn	365
2003-04	Kenny Thomas	489
2004-05	Andre Iguodala	375
2005-06	Chris Webber	557
2006-07	Samuel Dalembert	494
2007-08	Samuel Dalembert	545
2008-09	Samuel Dalembert	487
2009-10	Samuel Dalembert	545
2010-11	Elton Brand	439
2011-12	Evan Turner	349
2012-13	Thaddeus Young	182
2013-14	Spencer Hawes	364
2014-15	Nerlens Noel	426
2015-16	Nerlens Noel	388
2016-17	Dario Šarić	401
2017-18	Joel Embiid	547

ASSISTS

1949-50	Al Cervi	264
1950-51	Fred Scolari	255
1951-52	George King	244
1952-53	George King	364
1953-54	Paul Seymour	364
1954-55	Paul Seymour	483
1955-56	George King	410
1956-57	Dolph Schayes	229
1957-58	Larry Costello	317
1958-59	Larry Costello	379
1959-60	Larry Costello	449
1960-61	Larry Costello	413
1961-62	Larry Costello	359
1962-63	Larry Costello	334
1963-64	Hal Greer	374
1964-65	Hal Greer	313
1965-66	Wilt Chamberlain	414
1966-67	Wilt Chamberlain	630
1967-68	Wilt Chamberlain	702
1968-69	Hal Greer	414
1969-70	Hal Greer	405
1970-71	Archie Clark	440
1971-72	Billy Cunningham	443
1972-73	Fred Carter	349
1973-74	Fred Carter	443
1974-75	Billy Cunningham	442

YEARLY LEADERS

ASSISTS CONT.

1975-76	Fred Carter	372
1976-77	Henry Bibby	356
1977-78	Henry Bibby	464
1978-79	Maurice Cheeks	431
1979-80	Maurice Cheeks	556
1980-81	Maurice Cheeks	560
1981-82	Maurice Cheeks	667
1982-83	Maurice Cheeks	543
1983-84	Maurice Cheeks	478
1984-85	Maurice Cheeks	497
1985-86	Maurice Cheeks	753
1986-87	Maurice Cheeks	538
1987-88	Maurice Cheeks	635
1988-89	Maurice Cheeks	554
1989-90	Johnny Dawkins	601
1990-91	Rickey Green	413
1991-92	Johnny Dawkins	567
1992-93	Jeff Hornacek	548
1993-94	Dana Barros	424
1994-95	Dana Barros	619
1995-96	Vern Maxwell	330
1996-97	Allen Iverson	567
1997-98	Allen Iverson	494
1998-99	Eric Snow	301
1999-00	Eric Snow	624
2000-01	Aaron McKie	377
2001-02	Eric Snow	400
2002-03	Eric Snow	544
2003-04	Eric Snow	563
2004-05	Allen Iverson	596
2005-06	Allen Iverson	532
2006-07	Andre Iguodala	432
2007-08	Andre Miller	391
2008-09	Andre Miller	534
2009-10	Andre Iguodala	472
2010-11	Jrue Holiday	531
2011-12	Andre Iguodala	339
2012-13	Evan Turner	461
2013-14	Michael Carter-Williams	441
2014-15	Michael Carter-Williams	302
2015-16	T.J. McConnell	367
2016-17	T.J. McConnell	534
2017-18	Ben Simmons	661

PERSONAL FOULS

1949-50	Alex Hannum	264
1950-51	Dolph Schayes & Alex Hannum	271
1951-52	Red Rocha	249
1952-53	Dolph Schayes	271
1953-54	Earl Loyd	303
1954-55	Earl Loyd	283
1955-56	Earl Loyd	267
1956-57	Earl Loyd	282
1957-58	Larry Costello	246
1958-59	Dolph Schayes	280
1959-60	Dolph Schayes	263
1960-61	Dolph Schayes	296
1961-62	Dave Gambee	275
1962-63	Hal Greer	286
1963-64	Hal Greer	291
1964-65	Dave Gambee	277
1965-66	Hal Greer	315
1966-67	Hal Greer	302
1967-68	Hal Greer	289
1968-69	Billy Cunningham	329
1969-70	Billy Cunningham	331
1970-71	Billy Cunningham	328
1971-72	Billy Cunningham	295
1972-73	Fred Carter	252
1973-74	Steve Mix	305
1974-75	Doug Collins	291
1975-76	George McGinnis	334
1976-77	Caldwell Jones	301
1977-78	George Mcginnis	287
1978-79	Caldwell Jones	303
1979-80	Darryl Dawkins	328
1980-81	Darryl Dawkins	316
1981-82	Caldwell Jones	301
1982-83	Andrew Toney	255
1983-84	Andrew Toney	251
1984-85	Charles Barkley	301
1985-86	Charles Barkley	333
1986-87	Roy HInson	281
1987-88	Charles Barkley	278
1988-89	Charles Barkley	262
1989-90	Rick Mahorn	251
1990-91	Rick Mahorn	276
1991-92	Charles Shackleford	205
1992-93	Andrew Lang	261
1993-94	Eric Leckner	190
1994-95	Shawn Bradley	338
1995-96	Clarence Weatherspoon	214
1996-97	Allen Iverson	233
1997-98	Theo Ratliff	209
1998-99	Theo Ratliff	180
1999-00	Tyrone Hill, Eric Snow	243
2000-01	Tyrone Hill	242
2001-02	Dikembe Mutombo	242
2002-03	Keith Van Horn	251
2003-04	Samuel Dalembert	273
2004-05	Kyle Korver	265
2005-06	Samuel Dalembert	244
2006-07	Samuel Dalembert	287
2007-08	Samuel Dalembert	269
2008-09	Samuel Dalembert	248
2009-10	Samuel Dalembert	252
2010-11	Elton Brand	244
2011-12	Elton Brand	176
2012-13	Spencer Hawes	233
2013-14	Carter-Williams/T. Young	213
2014-15	Nerlens Noel	208
2015-16	Robert Covington	232
2016-17	Robert Covington	203
2017-18	Robert Covington	238

DISQUALIFICATIONS - *compiled since 1950-51*

1950-51	Alex Hannum	16
1951-52	George Ratkovicz, Wally Osterkorn	8
1952-53	Bill Gabor	11
1953-54	Earl Loyd	12
1954-55	Dolph Schayes	6
1955-56	Dolph Schayes	9
1956-57	Earl Loyd	10
1957-58	Dolph Schayes	6
1958-59	Dolph Schayes	9
1959-60	Dolph Schayes	10
1960-61	Schayes, L. Costello, Swede Halbrook	9
1961-62	Dave Gambee	10
1962-63	Lee Schaffer, Paul Neumann	5
1963-64	Hal Greer, Dave Gambee, Al Bianchi	6
1964-65	Larry Costello & Al Bianchi	10
1965-66	Bill Cunningham	12
1966-67	Wali Jones, Luke Jackson	6
1967-68	Hal Greer	7
1968-69	Darrall Imhoff	12
1969-70	Bill Cunningham	15
1970-71	Dennis Awtrey	7

RECORDS

YEARLY LEADERS



Shawn Bradley, the second overall pick by Philadelphia in the 1993 NBA Draft, recorded a franchise-high 274 blocks during his second season in 1994-95

DISQUALIFICATIONS CONT.

1971-72	Bill Cunningham	12
1972-73	Fred Carter	8
1973-74	Steve Mix	9
1974-75	Clyde Lee	9
1975-76	George McGinnis	13
1976-77	George McGinnis	4
1977-78	George McGinnis	6
1978-79	Caldwell Jones	10
1979-80	Darryl Dawkins	8
1980-81	Darryl Dawkins	9
1981-82	Darryl Dawkins, Andrew Toney	5
1982-83	Bobby Jones	4
1983-84	Julius Erving, Sam Williams	3
1984-85	Charles Barkley	5
1985-86	Charles Barkley	8
1986-87	Charles Barkley	5
1987-88	Charles Barkley	6
1988-89	Charles Barkley, Derek Smith	3
1989-90	Barkley, Mahorn, Smith, Hawkins	2
1990-91	Rick Mahorn	6
1991-92	Charles Shackleford	3
1992-93	Andrew Lang	4
1993-94	Shawn Bradley	3
1994-95	Shawn Bradley	18
1995-96	LaSalle Thompson	5
1996-97	Mark Davis	7
1997-98	Theo Ratliff	6
1998-99	Theo Ratliff	8
1999-00	Theo Ratliff	4
2000-01	Aaron McKie, Theo Ratliff	3
2001-02	Dikembe Mutombo	2
2002-03	Keith Van Horn	7
2003-04	Samuel Dalembert	4
2004-05	Samuel Dalembert	4
2005-06	Samuel Dalembert	9
2006-07	Samuel Dalembert	9
2007-08	Samuel Dalembert	3
2008-09	Samuel Dalembert	2
2009-10	Samuel Dalembert	5
2010-11	Elton Brand, Jrue Holiday	3
2011-12	Thaddeus Young	3
2012-13	Jrue Holiday	2
2013-14	Evan Turner	3
2014-15	Jerami Grant, Nerlens Noel	2
2015-16	Robert Covington	4
2016-17	Gerald Henderson	1
2017-18	Richaun Holmes	3

STEALS - *compiled since 1973-74*

1973-74	Steve Mix	212
1974-75	Doug Collins	108
1975-76	George McGinnis	198
1976-77	George McGinnis	163
1977-78	George McGinnis	137
1978-79	Maurice Cheeks	174
1979-80	Maurice Cheeks	183
1980-81	Maurice Cheeks	193
1981-82	Maurice Cheeks	209
1982-83	Maurice Cheeks	184
1983-84	Maurice Cheeks	171
1984-85	Maurice Cheeks	169
1985-86	Maurice Cheeks	207
1986-87	Maurice Cheeks	180
1987-88	Maurice Cheeks	167
1988-89	Charles Barkley	126
1989-90	Charles Barkley	148
1990-91	Hersey Hawkins	178
1991-92	Hersey Hawkins	157
1992-93	Hersey Hawkins	137
1993-94	Dana Barros	107
1994-95	Dana Barros	149
1995-96	Clarence Weatherspoon	112
1996-97	Allen Iverson	157
1997-98	Allen Iverson	176
1998-99	Allen Iverson	110
1999-00	Allen Iverson	144
2000-01	Allen Iverson	178
2001-02	Allen Iverson	168
2002-03	Allen Iverson	225
2003-04	Allen Iverson	115
2004-05	Allen Iverson	180
2005-06	Allen Iverson	140
2006-07	Andre Iguodala	152
2007-08	Andre Igudala	171
2008-09	Andre Iguodala	131
2009-10	Andre Iguodala	141
2010-11	Jrue Holiday	120
2011-12	Andre Iguodala	107
2012-13	Thaddeus Young	133
2013-14	Thaddeus Young	167
2014-15	Nerlens Noel	133
2015-16	Nerlens Noel	118
2016-17	T.J. McConnell	134
2017-18	Ben Simmons	140

BLOCKED SHOTS - *compiled since 1973-74*

1973-74	LeRoy Ellis	87
1974-75	Harvey Catchings	60
1975-76	Harvey Catchings	164
1976-77	Caldwell Jones	200
1977-78	Caldwell Jones	127
1978-79	Caldwell Jones	157
1979-80	Caldwell Jones	162
1980-81	Julius Erving	147
1981-82	Caldwell Jones	146
1982-83	Moses Malone	157
1983-84	Julius Erving	139
1984-85	Moses Malone	123

YEARLY LEADERS

BLOCKED SHOTS CONT.

1985-86	Charles Barkley	125
1986-87	Roy Hinson	161
1987-88	Charles Barkley	103
1988-89	Mike Gminski	106
1989-90	Rick Mahorn	103
1990-91	Manute Bol	247
1991-92	Manute Bol	205
1992-93	Andrew Lang	141
1993-94	Shawn Bradley	147
1994-95	Shawn Bradley	274
1995-96	Clarence Weatherspoon	108
1996-97	Clarence Weatherspoon	86
1997-98	Theo Ratliff	203
1998-99	Theo Ratliff	149
1999-00	Theo Ratliff	171
2000-01	Theo Ratliff	187
2001-02	Dikembe Mutombo	190
2002-03	Derrick Coleman	69
2003-04	Samuel Dalembert	189
2004-05	Samuel Dalembert	121
2005-06	Sameul Dalembert	160
2006-07	Samuel Dalembert	159
2007-08	Samuel Dalembert	192
2008-09	Samuel Dalembert	146
2009-10	Samuel Dalembert	151
2010-11	Elton Brand	106
2011-12	Elton Brand	97
2012-13	Spencer Hawes	113
2013-14	Spencer Hawes	67
2014-15	Nerlens Noel	142
2015-16	Jerami Grant	127
2016-17	Joel Embiid	76
2017-18	Joel Embiid	111

TURNOVERS - *compiled since 1977-78*

1977-78	George McGinnis	312
1978-79	Julius Erving	315
1979-80	Julius Erving	284
1980-81	Julius Erving	266
1981-82	Erving, Toney	214
1982-83	Andrew Toney	271
1983-84	Andrew Toney	297
1984-85	Moses Malone	286
1985-86	Charles Barkley	350
1986-87	Charles Barkley	322
1987-88	Charles Barkley	304
1988-89	Charles Barkley	254
1989-90	Charles Barkley	243
1990-91	Hersey Hawkins	213
1991-92	Charles Barkley	235
1992-93	Jeff Hornacek	222
1993-94	Clarence Weatherspoon	195
1994-95	Dana Barros	242
1995-96	Jerry Stackhouse	252
1996-97	Allen Iverson	337
1997-98	Allen Iverson	244
1998-99	Allen Iverson	167
1999-00	Allen Iverson	230
2000-01	Allen Iverson	237
2001-02	Allen Iverson	237
2002-03	Allen Iverson	286
2003-04	Allen Iverson	209
2004-05	Allen Iverson	344
2005-06	Allen Iverson	248
2006-07	Andre Iguodala	261
2007-08	Andre Iguodala	214
2008-09	Andre Iguodala	222
2009-10	Andre Iguodala	218
2010-11	Jrue Holiday	218
2011-12	Jrue Holiday	135
2012-13	Jrue Holiday	292
2013-14	Michael Carter-Williams	247
2014-15	Nerlens Noel	208
2015-16	Nerlens Noel	158
2017-18	Ben Simmons	278

RECORDS

THE CENTER RECORDS (INDIVIDUAL)

	76ers			OPPONENTS		
Most Points	60	Allen Iverson vs. ORL	2/12/05	53	Jimmy Butler, CHI (OT)	1/14/16
Most Points, half	32	Allen Iverson vs. ATL, (2nd)	11/29/03	36	James Harden, HOU (2nd)	1/27/17
	32	Allen Iverson vs UTA (2nd)	12/20/04			
	32	Allen Iverson vs. CHI (2nd)	11/24/06			
Most Points, quarter	22	Allen Iverson vs. IND (3rd)	1/6/03	21	Ray Allen, MIL	2/26/01
				21	Paul George, IND	11/18/15
Most FG made	21	Allen Iverson vs. HOU (OT)	1/15/02	18	Tracy McGrady, ORL	3/28/01
				18	Dwyane Wade, MIA (OT)	4/14/05
Most FG attempted	42	Allen Iverson vs. HOU (OT)	1/15/02	36	Vince Carter, TOR (OT)	1/21/01
Most 3PT FG made	8	JJ Redick vs. IND	11/03/17	9	Jeremy Lin, HOU	11/13/13
	8	JJ Redick vs. ORL	11/25/17			
Most 3 PT FG attempted	17	Robert Covington vs. MIL	4/10/16	17	Kobe Bryant, LAL	12/1/15
Most 3PT FG missed	12	Robert Covington vs. MIL	4/10/16	13	Kobe Bryant, LAL	12/1/15
Most FT made	24	Allen Iverson vs ORL (24-27)	2/12/05	21	Jimmy Butler, CHI (OT)	1/14/16
Most FT attempted	27	Allen Iverson vs ORL (24-27)	2/12/05	25	Jimmy Butler, CHI (OT) (21-25)	1/14/16
	24	Ben Simmons vs. WAS	11/29/17			
Best FG % (Min. 5 FGM)	1.000	DONE MULTIPLE TIMES		1.000	DONE MULTIPLE TIMES	
		Most without a miss:			Most without a miss:	
		D. Mutombo vs. DEN (9-9)	2/18/02		A. Varejao, CLE (10-10)	11/5/10
Best 3PT FG% (Min. 4 3FGM)	1.000	DONE MULTIPLE TIMES		1.000	Allan Houston, NY (5-5)	2/19/99
		Most without a miss:			Allan Houston, NY (5-5)	12/22/00
		Hollis Thompson vs. MEM (5-5)	12/13/14		Dorell Wright, POR (5-5)	12/14/13
Best FT% (Min. 10 Att.)	1.000	DONE MULTIPLE TIMES		1.000	DONE MULTIPLE TIMES	
Most rebounds	22	Lavoy Allen vs. CHA	2/9/13	25	Charles Barkley, HOU	1/10/97
Most OR	11	Dikembe Mutombo vs. MIL	3/26/01	12	Elton Brand, CHI	1/17/01
		Lavoy Allen vs. CHA	2/9/13			
Most DR	18	Chris Webber vs. MIN (OT)	12/12/05	21	Charles Barkley, HOU	1/10/97
Most assists	18	Andre Miller vs. CHI	3/26/08	20	Steven Nash, PHO	11/9/09
Most steals	9	Allen Iverson vs. ORL	3/19/00	8	DONE MULTIPLE TIMES	
	9	Allen Iverson vs. LAL	12/20/02			
	9	Michael Carter-Williams vs. MIA	10/30/13			
Most turnovers	12	Allen Iverson vs GSW	3/8/05	9	DONE MULTIPLE TIMES	
Most blocked shots	9	Theo Ratliff vs. MIL	2/16/99	8	Dikembe Mutombo, ATL	11/5/97
	9	Dikembe Mutombo vs. ATL	3/9/01			
	9	Dikembe Mutombo vs. MEM	12/2/01			
	9	Samuel Dalembert vs. NYK	4/3/04			
	9	Samuel Dalembert vs. MIN	12/12/07			
	9	Nerlens Noel vs. IND	2/20/15			
Most minutes played	54:05	Allen Iverson vs. BOS (3OT)	1/13/06	57:15	Ricky Davis, BOS (3OT)	1/13/06
Fastest disqualification (minutes)	11	Kyle Korver vs. SAS	11/14/04	13	Danny Fortson, SEA	11/16/04

THE CENTER RECORDS (TEAM)

	76ers			OPPONENT		
Most Points	132	vs. CLE	4/06/18	141	vs. BRK	4/4/17
Least Points	66	vs. HOU	11/17/03	61	vs. ORL	2/4/13
	66	vs. DET	2/23/04			
Most Points, quarter	43	vs. MIN (2nd)	2/9/10	45	vs. MIA	10/30/13
Least Points, quarter	6	vs. SA (1st)	11/18/04	6	vs. GSW (3rd)	3/30/04
Most Points, half	78	vs. CLE	4/06/18	74	vs. WAS (1st)	3/1/14
Least Points, half	22	vs. TOR (2nd)	4/4/12	22	vs. DEN (1st)	12/16/02
Widest margin of victory	43	vs. MIL	1/30/08	51	vs. SA	12/7/15
Most points, overtime	22	vs. MIA	4/14/05	18	vs. OKC	11/24/12
Least points, overtime	3	vs. CHI	3/11/15	2	vs. CHI	2/12/03
Most FG made	52	vs. NY	10/31/08	54	vs. WAS	4/14/97
	52	vs. MIL	4/11/18	54	vs. DET	3/4/17
Least FG made	19	vs. UTA	10/30/15	21	vs. NY	11/30/99
Most FG attempted	105	vs. MIL	4/11/18	106	vs. BOS (OT)	3/24/00
Least FG attempted	57	vs. NY	12/22/00	58	vs. NY	2/19/99
Best FG%	.630	vs. DAL (46-73)	2/29/00	.661	vs. SEA (41-62)	1/21/02
Worst FG%	.298	vs. DET (25-84)	11/14/12	.300	vs. NY (21-70)	11/30/99
Most 3PT FG made	18	vs. IND	11/03/17	21	vs. POR	12/14/13
Least 3PT FG made	0	DONE MULTIPLE TIMES		0	DONE MULTIPLE TIMES	
Most 3PT FG attempted	46	vs. MIL (OT)	4/10/16	41	vs. HOU	11/13/13
Least 3PT FG attempted	0	vs. MIL	3/4/98	3	vs. CLE	11/8/02
Best 3PT FG% (Min. 5)	.875	vs. NY (7-8)	2/21/07	.857	vs. UTA (6-7)	12/14/03
Worst 3PT FG%	.000	DONE MULTIPLE TIMES		.000	DONE MULTIPLE TIMES	
Most FT made	43	vs. CHI	2/25/06	40	vs. BOS	4/12/05
				40	vs. SAC	3/12/14
Least FT made	3	vs. CLE	3/27/12	1	vs. GS	1/30/16
	3	vs. ATL	12/21/12			
	3	vs. ORL	2/4/13			
Most FT attempted	64	vs. WAS	11/29/17	51	vs. SA	2/12/99
Least FT attempted	5	vs. CLE	3/27/12	2	vs. GS	1/30/16
	5	vs. ORL	2/4/13			
Best FT% (Min. 15 Att.)	1.000	vs. PHO (18-18)	2/28/07	1.000	vs. IND (OT) (23-23)	11/12/04
Worst FT% (Min. 15 Att.)	.429	DONE MULTIPLE TIMES		.400	vs. CHI (6-15)	3/14/07
Most rebounds	64	vs. WAS	11/29/17	65	vs. BOS (2OT)	3/24/00
Least rebounds	23	vs. CHA	3/27/09	26	vs. ORL	1/12/03
				26	vs. GS	12/14/09
Most OR	25	vs. GS	12/14/09	25	vs. NJ	1/15/03
				25	vs. DET	1/10/14
Least OR	2	vs. CHA	12/19/14	3	DONE MULTIPLE TIMES	
Most DR	50	vs. NO	2/09/18	55	vs. CHA	3/29/16
Least DR	16	vs. CHA	3/27/09	16	vs. DAL	3/22/04
Biggest rebound adv.	33	vs. GS (59-26)	12/14/09	27	vs. OKC (63-36)	3/18/16
Most assists	36	vs. CHI	3/26/08	41	vs. POR	12/14/13
	36	vs. BKN (OT)	12/20/13			
	36	vs. ATL	11/01/17			
	36	vs. CHA	4/01/18			
Least assists	9	vs. MIA	2/27/02	4	vs. NO	12/12/10
Most personal fouls	36	vs. SA	2/12/99	41	vs. NJ	11/10/04
Least personal fouls	8	vs. ATL	1/20/12	5	vs. ORL	2/4/13
	8	vs. GS	1/30/16			
Most steals	19	vs. WAS	4/12/00	23	vs. ATL	4/9/97
Least steals	1	vs. MIA	2/23/13	1	vs. CHA	4/2/14
Most turnovers	31	vs. IND	11/18/15	29	vs. CHA	11/7/07
Least turnovers	4	vs. LAL	2/6/12	5	vs. MIA	11/05/06
	4	vs. DET	11/14/12			
Most blocked shots	14	vs. SAC	1/19/98	15	vs. SA	11/22/99
	14	vs. IND	3/16/13	15	vs. HOU	11/13/13

>> Back to Table of Contents

PLAYOFFS

76

FRANCHISE ALL-TIME SINGLE-GAME TEAM RECORDS

CATEGORY		OPPONENT	DATE	ROUND
Most Points	141	vs. San Francisco	4/14/67 (OT)	NBA Finals
Most FGM	57	vs. San Francisco	4/14/67 (OT)	NBA Finals
Most FGA	122	at Boston	03/26/61	E.D. Finals
Highest FG Pct.	.603 (47-78)	vs. Toronto	5/16/01	E.C. Semifinals
Most 3-PT FGM	18	vs. Miami	4/14/18	E.C. First Round
	18	at Miami	4/19/18	E.C. First Round
Most 3-PT FGA	36	vs. Miami	4/16/18	E.C. First Round
Highest 3-PT FG Pct.	.643 (18-28)	vs. Miami	4/14/18	E.C. First Round
Most FTM	51	at Boston	3/21/53 (4OT)	E.D. Semifinals
Most FTA	66	at New York	3/30/68	E.D. Semifinals
Highest FT Pct.	1.000 (16-16)	vs. Toronto	5/16/01	E.C. Semifinals
Most Total Rebounds	93	vs. San Francisco	4/16/67	NBA Finals
Most Offensive Rebounds	26	at Washington	4/24/85	First Round
	26	vs. New York	4/16/78	E.C. Semifinals
Most Defensive Rebounds	49	vs. New York	4/16/78	E.C. Semifinals
Most Assists	38	vs. Washington	4/27/86	First Round
Most Blocked Shots	**20**	**vs. Milwaukee**	**4/05/81**	**E.C. Semifinals**
Most Steals	20	vs. Orlando	5/13/99	First Round
Most Turnovers	30	at Portland	5/31/77	NBA Finals
Most Personal Fouls	**55**	**at Boston**	**3/21/53**	**E.D. Semifinals**

OPPONENT ALL-TIME SINGLE-GAME TEAM RECORDS

CATEGORY		OPPONENT	DATE	ROUND
Most Points	156	vs. Milwaukee	3/30/70	E.D. Semifinals
Most FGM	**67**	**vs. Milwaukee**	**3/30/70**	**E.D. Semifinals**
Most FGA	**140**	**vs. San Francisco**	**4/14/67 (OT)**	**NBA Finals**
	140	**at Boston**	**3/18/54**	**E.D. Finals**
Highest FG Pct.	.610 (50-82)	at Milwaukee	4/29/86	E.C. Semifinals
Most 3-PT FGM	19	at Boston	5/03/02	First Round
Most 3-PT FGA	38	vs. Boston	5/15/18	E.C. Semifinals
Highest 3-PT FG Pct.	.706 (12-17)	vs. LA Lakers	6/15/01	NBA Finals
Most FTM	**57**	**at Boston**	**3/21/53 (4OT)**	**E.D. Semifinals**
Most FTA	65	at Boston	3/21/53 (4OT)	E.D. Semifinals
Highest FT Pct.	.964 (27-28)	vs. Boston	4/17/77	E.C. Semifinals
Most Total Rebounds	95	at Boston	3/18/59	E.D. Finals
Most Offensive Rebounds	28	at Houston	5/11/77	NBA Finals
Most Defensive Rebounds	48	vs. Portland	6/03/77	NBA Finals
Most Assists	46	vs. Milwaukee	3/30/70	E.D. Semifinals
Most Blocked Shots	13	at LA Lakers	6/08/01	NBA Finals
	13	at Washington	4/22/86	First Round
Most Steals	19	vs. Milwaukee	5/09/86	E.C. Semifinals
Most Turnovers	34	vs. Portland	5/22/77	NBA Finals
Most Personal Fouls	52	at Boston	3/21/53 (4OT)	E.D. Semifinals

Bold indicates NBA single-game playoff record

PLAYOFFS

FRANCHISE ALL-TIME SINGLE-GAME INDIVIDUAL RECORDS

CATEGORY		PLAYER	OPPONENT	DATE	ROUND
Most Points	55	Allen Iverson	vs. New Orleans	4/20/03	E.C. Quarterfinals
Most FGM	22	Billy Cunningham	vs. Milwaukee	4/01/70	E.D. Semifinals
Most FGA	41	Allen Iverson	at LA Lakers	6/06/01	NBA Finals
Most FGM without a miss	6	Kenny Thomas	at New Jersey	4/26/03	First Round
	6	Lavoy Allen	at Boston	5/21/12	E.C. Semifinals
Most 3-PT FGM	8	Allen Iverson	vs. Toronto	5/16/01	E.C. Semifinals
Most 3-PT FGA	14	Allen Iverson	vs. Toronto	5/16/01	E.C. Semifinals
Most 3-PT FGM without a miss	3	SEVERAL TIMES			
Most FTM	19	Allen Iverson	vs. Boston	4/28/02	First Round
Most FTA	25	Wilt Chamberlain	vs. Boston	4/12/66	E.D. Finals
Most FTM without a miss	16	Dolph Schayes	vs. Boston	3/25/59	E.D. Finals
Most Total Rebounds	41	Wilt Chamberlain	vs. Boston	4/05/67	E.D. Finals
Most Offensive Rebounds	11	Charles Barkley	vs. Cleveland	4/26/90	First Round
	11	Charles Barkley	vs. Washington	4/18/86	First Round
Most Defensive Rebounds	17	Dikembe Mutombo	vs. Indiana	4/21/01	First Round
Most Assists	19	Wilt Chamberlain	vs. Cincinnati	3/24/67	E.D. Semifinals
Most Blocked Shots	8	Caldwell Jones	vs. Washington	5/03/78	E.C. Finals
	8	Darryl Dawkins	vs. Atlanta	4/21/82	First Round
Most Steals	**10**	**Allen Iverson**	**vs. Orlando**	**5/13/99**	**First Round**
Most Turnovers	10	Moses Malone	at New Jersey	4/24/84	First Round
Minutes Played	**67**	**Paul Seymour**	**at Boston**	**3/21/53 (4OT)**	**E.D. Semifinals**
	67	**Red Rocha**	**at Boston**	**3/21/53 (4OT)**	**E.D. Semifinals**

OPPONENT ALL-TIME SINGLE-GAME INDIVIDUAL RECORDS

CATEGORY		PLAYER	OPPONENT	DATE	ROUND
Most Points	56	Wilt Chamberlain	at Philadelphia	3/22/62	E.D. Semifinals
Most FGM	24	Wilt Chamberlain	at Philadelphia	3/14/60	E.D. Semifinals
Most FGA	48	Rick Barry	at San Francisco	4/18/67	NBA Finals
	48	Wilt Chamberlain	at Philadelphia	3/22/62	E.D. Semifinals
Most FGM without a miss	7	Mehmet Okur	at Detroit	5/02/03	E.C. Semifinals
	7	James Johnson	vs. Miami	4/16/18	First Round
Most 3-PT FGM	9	Vince Carter	at Toronto	5/11/01	E.C. Semifinals
	9	Ray Allen	at Milwaukee	6/01/01	E.C. Finals
Most 3-PT FGA	14	Reggie Miller	at Indiana	4/28/01	First Round
Most 3-PT FGM without a miss	4	Austin Croshere	at Indiana	5/08/00	E.C. Semifinals
Most FTM	30	Bob Cousy	at Boston	3/21/53 (4OT)	E.D. Semifinals
Most FTA	32	Bob Cousy	at Boston	3/21/53 (4OT)	E.D. Semifinals
Most FTM without a miss	15	Neil Johnston	vs. Philadelphia	3/25/52	E.D. Finals
Most Total Rebounds	39	Bill Russell	at Boston	3/23/61	E.D. Finals
Most Offensive Rebounds	11	Moses Malone	at Houston	5/11/77	E.C. Finals
Most Defensive Rebounds	20	Bill Walton	at Portland	6/05/77	NBA Finals
	20	Bill Walton	vs. Portland	6/03/77	NBA Finals
	20	Dave Cowens	vs. Boston	5/01/77	E.C. Semifinals
Most Assists	18	Mark Price	at Cleveland	5/03/90	First Round
	18	Oscar Robertson	at Cincinnati	3/29/62	E.D. Semifinals
Most Blocked Shots	9	Manute Bol	vs. Washington	4/18/86	First Round
Most Steals	8	Craig Hodges	vs. Milwaukee	5/09/86	E.C. Semifinals
Most Turnovers	11	John Williamson	vs. New Jersey	4/11/79	First Round
Minutes Played	60	Bob Cousy	at Boston	3/21/53 (4OT)	E.D. Semifinals

Bold indicates NBA single-game playoff record

TOP 10 PLAYOFF CAREER LEADERS

GAMES PLAYED

1.	Julius Erving	141
2.	Maurice Cheeks	115
3.	Bobby Jones	106
4.	Dolph Schayes	103
5.	Caldwell Jones	93
6t.	Hal Greer	92
6t.	Darryl Dawkins	92
8.	Steve Mix	81
9.	Paul Seymour	75
10.	John (Red) Kerr	74

MINUTES PLAYED

1.	Julius Erving	5288
2.	Maurice Cheeks	4277
3.	Hal Greer	3642
4.	Caldwell Jones	3032
5.	Bobby Jones	2854
6.	Allen Iverson	2822
7.	Dolph Schayes	2687
8.	Darryl Dawkins	2254
9.	John (Red) Kerr	2226
10.	Andrew Toney	2154

POINTS

1.	Julius Erving	3088
2.	Dolph Schayes	1973
3.	Allen Iverson	1899
4.	Hal Greer	1876
5.	Maurice Cheeks	1730
6.	Andrew Toney	1254
7.	Bobby Jones	1215
8.	Charles Barkley	1144
9.	Darryl Dawkins	1102
10.	Wilt Chamberlain	1096

SCORING AVERAGE

Min. of five games played

1.	Allen Iverson	30.6
2.	Wilt Chamberlain	24.9
3.	Moses Malone	22.8
4.	Charles Barkley	22.4
5.	George Yardley	22.2
6.	Julius Erving	21.9
7.	Doug Collins	21.5
8.	Joel Embiid	21.4
9.	Hal Greer	20.4
10.	Hersey Hawkins	19.5

FIELD GOALS MADE

1.	Julius Erving	1187
2.	Hal Greer	705
3.	Maurice Cheeks	697
4.	Allen Iverson	677
5.	Dolph Schayes	609
6.	Andrew Toney	485
7.	Bobby Jones	456
8.	Darryl Dawkins	444
9.	Wilt Chamberlain	435
10.	Charles Barkley	413

FIELD GOALS ATTEMPTED

1.	Julius Erving	2441
2.	Allen Iverson	1685
3.	Hal Greer	1657
4.	Dolph Schayes	1491
5.	Maurice Cheeks	1359
6.	Andrew Toney	1015
7.	John (Red) Kerr	948
8.	Chet Walker	866
9.	Bobby Jones	854
10.	Darryl Dawkins	823

THREE-POINT FIELD GOALS MADE

1.	Allen Iverson	115
2.	Aaron McKie	51
3.	Andre Iguodala	38
4.	Jrue Holiday	31
5.	Hersey Hawkins	28
6.	Lou Williams	22
6.	JJ Redick	26
7.	Lou Williams	22
8.	Dario Šarić	20
9.	Marco Belinelli	16
10t.	Charles Barkley	15
10t.	Robert Covington	15

THREE-POINT FIELD GOALS ATTEMPTED

1.	Allen Iverson	345
2.	Aaron McKie	128
3.	Andre Iguodala	114
4.	Lou Williams	93
5.	JJ Redick	75
6.	Charles Barkley	72
7.	Jrue Holiday	70
8.	Hersey Hawkins	67
9.	Dario Šarić	52
10.	Andrew Toney	51

Andrew Toney, known as the "Boston Strangler," played in 72 career playoff games with the 76ers and was a member of the 1982-83 NBA Championship team.

PLAYOFFS

TOP 10 PLAYOFF CAREER LEADERS

FREE THROWS MADE

1.	Dolph Schayes	755
2.	Julius Erving	707
3.	Hal Greer	466
4.	Allen Iverson	430
5.	Maurice Cheeks	333
6.	Chet Walker	318
7t.	Bobby Jones	303
7t.	Charles Barkley	303
9.	Andrew Toney	272
10.	Paul Seymour	248

FREE THROWS ATTEMPTED

1.	Dolph Schayes	918
2.	Julius Erving	908
3.	Hal Greer	574
4.	Allen Iverson	562
5.	Wilt Chamberlain	522
6.	Charles Barkley	453
7.	Maurice Cheeks	432
8.	Chet Walker	425
9.	Bobby Jones	366
10.	Andrew Toney	346

OFFENSIVE REBOUNDS

1.	Julius Erving	360
2.	Charles Barkley	244
3.	Caldwell Jones	236
4.	Bobby Jones	172
5.	Darryl Dawkins	131
6.	Dikembe Mutombo	127
7.	Moses Malone	126
8.	Tyrone Hill	121
9.	Maurice Cheeks	96
10.	George McGinnis	95

DEFENSIVE REBOUNDS

1.	Caldwell Jones	670
2.	Julius Erving	634
3.	Darryl Dawkins	439
4.	Charles Barkley	426
5.	Bobby Jones	305
6.	Maurice Cheeks	303
7.	Moses Malone	287
8.	Dikembe Mutombo	242
9.	Tyrone Hill	231
10.	George McGinnis	222

MOST REBOUNDS

1.	Wilt Chamberlain	1208
2.	Dolph Schayes	1051*
3.	Julius Erving	994
4.	Caldwell Jones	906
5.	John (Red) Kerr	810
6.	Charles Barkley	670
7.	Darryl Dawkins	570
8.	Luke Jackson	508
9.	Hal Greer	505
10.	Bobby Jones	477

** Schayes also appeared in the 1949-50 playoffs, but rebounds were not recorded*

ASSISTS

1.	Maurice Cheeks	807
2.	Julius Erving	594
3.	Hal Greer	393
4.	Allen Iverson	378
5.	Andrew Toney	323
6.	Eric Snow	290
7.	Wilt Chamberlain	283
8.	Dolph Schayes	257
9.	Paul Seymour	257
10.	Bobby Jones	228

PERSONAL FOULS

1.	Julius Erving	403
2.	Dolph Schayes	397
3.	Darryl Dawkins	362
4.	Caldwell Jones	358
5.	Hal Greer	357
6.	Bobby Jones	333
7.	Maurice Cheeks	291
8.	Andrew Toney	265
9.	Paul Seymour	214
10.	Larry Costello	207

STEALS

1.	Maurice Cheeks	269
2.	Julius Erving	235
3.	Allen Iverson	136
4.	Bobby Jones	99
5.	Charles Barkley	82
6.	Aaron McKie	66
7.	Steve Mix	65
8.	Eric Snow	63
9.	Andre Iguodala	62
10.	Andrew Toney	58

TURNOVERS

1.	Julius Erving	396
2.	Maurice Cheeks	284
3.	Andrew Toney	257
4.	Allen Iverson	199
5.	Charles Barkley	188
6.	Bobby Jones	163
7.	Darryl Dawkins	151
8.	Caldwell Jones	139
9.	Eric Snow	122
10.	Aaron McKie	89

BLOCKED SHOTS

1.	Julius Erving	239
2.	Caldwell Jones	200
3.	Darryl Dawkins	142
4.	Bobby Jones	133
5.	Dikembe Mutombo	81
6.	Moses Malone	58
7.	Theo Ratliff	52
8.	Charles Barkley	50
9.	Maurice Cheeks	41
10.	Mike Gminski	31

PLAYOFF YEAR-BY-YEAR BREAKDOWN

ALL-TIME PLAYOFF RESULTS

YEAR	RESULT
1949-50	Reached championship finals
1950-51	Reached Eastern finals
1951-52	Reached Eastern finals
1952-53	Reached Eastern semifinals
1953-54	Reached championship finals
1954-55	Won title
1955-56	Reached Eastern finals
1956-57	Reached Eastern finals
1957-58	Reached Eastern semifinals
1958-59	Reached Eastern finals
1959-60	Reached Eastern semifinals
1960-61	Reached Eastern finals
1961-62	Reached Eastern semifinals
1962-63	Reached Eastern semifinals
1963-64	Reached Eastern semifinals
1964-65	Reached Eastern finals
1965-66	Reached Eastern finals
1966-67	Won title
1967-68	Reached Eastern finals
1968-69	Reached Eastern semifinals
1969-70	Reached Eastern semifinals
1970-71	Reached Eastern semifinals
1975-76	Reached Eastern first round
1976-77	Reached championship finals
1977-78	Reached Eastern finals
1978-79	Reached Eastern semifinals
1979-80	Reached championship finals
1980-81	Reached Eastern finals
1981-82	Reached championship finals
1982-83	Won title
1983-84	Reached Eastern first round
1984-85	Reached Eastern finals
1985-86	Reached Eastern semifinals
1986-87	Reached Eastern first round
1988-89	Reached Eastern first round
1989-90	Reached Eastern semifinals
1990-91	Reached Eastern semifinals
1998-99	Reached Eastern semifinals
1999-00	Reached Eastern semifinals
2000-01	Reached championship finals
2001-02	Reached Eastern first round
2002-03	Reached Eastern semifinals
2004-05	Reached Eastern first round
2007-08	Reached Eastern first round
2008-09	Reached Eastern first round
2010-11	Reached Eastern first round
2011-12	Reached Eastern semifinals
2017-18	Reached Eastern semifinals

ALL-TIME PLAYOFF RECORD

YEAR	RESULT
1949-50	6-5
1950-51	4-3
1951-52	3-4
1952-53	0-2
1953-54	9-4
1954-55	7-4
1955-56	4-4
1956-57	2-3
1957-58	1-2
1958-59	5-4
1959-60	1-2
1960-61	4-4
1961-62	2-3
1962-63	2-3
1963-64	2-3
1964-65	6-5
1965-66	1-4
1966-67	11-4
1967-68	7-6
1968-69	1-4
1969-70	1-4
1970-71	3-4
1975-76	1-2
1976-77	10-9
1977-78	6-4
1978-79	5-4
1979-80	12-6
1980-81	9-7
1981-82	12-9
1982-83	12-1
1983-84	2-3
1984-85	8-5
1985-86	6-6
1986-87	2-3
1988-89	0-3
1989-90	4-6
1990-91	4-4
1998-99	3-5
1999-00	5-5
2000-01	12-11
2001-02	2-3
2002-03	6-6
2004-05	1-4
2007-08	2-4
2008-09	2-4
2010-11	1-4
2011-12	7-6
2017-18	5-5
Totals	**222-210**
WINNING PCT	**.514**

PLAYOFFS

ALL-TIME PLAYOFF RESULTS

1949-50

EASTERN DIVISION SEMIFINALS
(Syracuse 2, Philadelphia 0)

3/22/50	@ Syracuse	W	93-76
3/23/50	@ Philadelphia	W	59-53

EASTERN DIVISION FINALS
(Syracuse 2, New York 1)

3/26/50	@ Syracuse	W	91-83 (OT)
3/30/50	@ New York	L	76-80
4/2/50	@ Syracuse	W	91-80

NBA FINALS
(Minneapolis 4, Syracuse 2)

4/8/50	@ Syracuse	L	66-68
4/9/50	@ Syracuse	W	91-85
4/14/50	@ Minneapolis	L	76-91
4/16/50	@ Minneapolis	L	69-77
4/20/50	@ Syracuse	W	83-77
4/23/50	@ Minneapolis	L	95-110

1950-51

EASTERN DIVISION SEMIFINALS
(Syracuse 2, Philadelphia 0)

3/20/51	@ Philadelphia	W	91-81 (OT)
3/22/51	@ Syracuse	W	90-78

EASTERN DIVISION FINALS
(New York 3, Syracuse 2)

3/28/51	@ New York	L	92-103
3/29/51	@ Syracuse	W	102-80
3/31/51	@ New York	L	75-97
4/1/51	@ Syracuse	W	90-83
4/4/51	@ New York	L	81-83

1951-52

EASTERN DIVISION SEMIFINALS
(Syracuse 2, Philadelphia 1)

3/20/52	@ Syracuse	W	102-83
3/22/52	@ Philadelphia	L	95-100
3/23/52	@ Syracuse	W	84-73

EASTERN DIVISION FINALS
(New York 3, Syracuse 1)

4/2/52	@ Syracuse	L	85-87
4/3/52	@ Syracuse	W	102-92
4/4/52	@ New York	L	92-99
4/8/52	@ New York	L	93-100

1952-53

EASTERN DIVISION SEMIFINALS
(Boston 2, Syracuse 0)

3/19/53	@ Syracuse	L	81-87
3/21/53	@ Boston	L	105-111 (4 OT)

1953-54

EASTERN DIVISION ROUND ROBIN

3/17/54	Syracuse @ Boston	W	96-95 (OT)
318/54	New York @ Syracuse	W	75-68
3/21/54	Syracuse @ New York	W	103-99
3/22/54	Boston @ Syracuse	W	98-85

EASTERN DIVISION FINALS
(Syracuse 2, Boston 0)

3/25/54	@ Syracuse	W	109-94
3/27/54	@ Boston	W	83-76

NBA FINALS
(Minneapolis 4, Syracuse 3)

3/31/54	@ Minneapolis	L	68-79
4/3/54	@ Minneapolis	W	62-60
4/4/54	@ Syracuse	L	67-81
4/8/54	@ Syracuse	W	80-69
4/10/54	@ Syracuse	L	73-84
4/11/54	@ Minneapolis	W	65-63
4/12/54	@ Minneapolis	L	80-87

1954-55

EASTERN DIVISION SEMIFINALS
(received bye in semifinals)

EASTERN DIVISION FINALS
(Syracuse 3, Boston 1)

3/22/55	@ Syracuse	W	110-100
3/24/55	@ Syracuse	W	116-110
3/26/55	@ Boston	L	97-100 (OT)
3/27/55	@ Boston	W	110-94

NBA FINALS
(Syracuse 4, Fort Wayne 3)

3/31/55	@ Syracuse	W	86-82
4/2/55	@ Syracuse	W	87-84
4/3/55	@ Fort Wayne	L	89-96
4/5/55	@ Fort Wayne	L	102-109
4/7/55	@ Fort Wayne	L	71-74
4/9/55	@ Syracuse	W	109-104
4/10/55	@ Syracuse	W	92-91

1955-56

Third Place Game
Syracuse defeated New York, 82-77, on March 15, 1956, in Syracuse, N.Y., in a third-place "play-in" game. The win does not affect the franchise playoff record.

EASTERN DIVISION SEMIFINALS
(Syracuse 2, Boston 1)

3/17/56	@ Boston	L	93-110
3/19/56	@ Syracuse	W	101-98
3/21/56	@ Boston	W	102-97

EASTERN DIVISION FINALS
(Philadelphia 3, Syracuse 2)

3/23/56	@ Philadelphia	L	87-109
3/25/56	@ Syracuse	W	122-118
3/27/56	@ Philadelphia	L	96-119
3/28/56	@ Syracuse	W	108-104
3/29/56	@ Philadelphia	L	104-109

1956-57

EASTERN DIVISION SEMIFINALS
(Syracuse 2, Philadelphia 0)

3/16/57	@ Philadelphia	W	103-96
3/18/57	@ Syracuse	W	91-80

EASTERN DIVISION FINALS
(Boston 3, Syracuse 0)

3/21/57	@ Boston	L	90-108
3/23/57	@ Syracuse	L	105-120
3/24/57	@ Boston	L	80-83

ALL-TIME PLAYOFF RESULTS

1957-58

EASTERN DIVISION SEMIFINALS
(Philadelphia 2, Syracuse 1)

3/15/58	@ Syracuse	W	86-82
3/16/58	@ Philadelphia	L	93-95
3/18/58	@ Syracuse	L	88-101

1958-59

EASTERN DIVISION SEMIFINALS
(Syracuse 2, New York 0)

3/13/59	@ New York	W	129-123
3/15/59	@ Syracuse	W	131-115

EASTERN DIVISION FINALS
(Boston 4, Syracuse 3)

3/18/59	@ Boston	L	109-131
3/21/59	@ Syracuse	W	120-118
3/22/59	@ Boston	L	111-133
3/25/59	@ Syracuse	W	119-107
3/28/59	@ Boston	L	108-129
3/29/59	@ Syracuse	W	133-121
4/1/59	@ Boston	L	125-130

1959-60

EASTERN DIVISION SEMIFINALS
(Philadelphia 2, Syracuse 1)

3/11/60	@ Philadelphia	L	92-115
3/13/60	@ Syracuse	W	125-119
3/14/60	@ Philadelphia	L	112-132

1960-61

EASTERN DIVISION SEMIFINALS
(Syracuse 3, Philadelphia 0)

3/14/61	@ Philadelphia	W	115-107
3/16/61	@ Syracuse	W	115-114
3/18/61	@ Philadelphia	W	106-103

EASTERN DIVISION FINALS
(Boston 4, Syracuse 1)

3/19/61	@ Boston	L	115-128
3/21/61	@ Syracuse	W	115-98
3/23/61	@ Boston	L	110-133
3/25/61	@ Syracuse	L	107-120
3/26/61	@ Boston	L	101-123

1961-62

EASTERN DIVISION SEMIFINALS
(Philadelphia 3, Syracuse 2)

3/16/62	@ Philadelphia	L	103-110
3/18/62	@ Syracuse	L	82-97
3/19/62	@ Philadelphia	W	101-100
3/20/62	@ Syracuse	W	106-99
3/22/62	@ Philadelphia	L	104-121

1962-63

EASTERN DIVISION SEMIFINALS
(Cincinnati 3, Syracuse 2)

3/19/63	@ Syracuse	W	123-120
3/21/63	@ Cincinnati	L	115-133
3/23/63	@ Syracuse	W	121-117
3/24/63	@ Cincinnati	L	118-125
3/26/63	@ Syracuse	L	127-131 (OT)

1963-64

EASTERN DIVISION SEMIFINALS
(Cincinnati 3, Philadelphia 2)

3/22/64	@ Cincinnati	L	102-127
3/24/64	@ Philadelphia	W	122-114
3/25/64	@ Cincinnati	L	89-101
3/28/64	@ Philadelphia	W	129-120
3/29/64	@ Cincinnati	L	124-130

1964-65

EASTERN DIVISION SEMIFINALS
(Philadelphia 3, Cincinnati 1)

3/24/65	@ Cincinnati	W	119-117
3/26/65	@ Philadelphia	L	120-121
3/28/65	@ Cincinnati	W	108-94
3/31/65	@ Philadelphia	W	119-112

EASTERN DIVISION FINALS
(Boston 4, Philadelphia 3)

4/4/65	@ Boston	L	98-108
4/6/65	@ Philadelphia	W	109-103
4/8/65	@ Boston	L	94-112
4/9/65	@ Philadelphia	W	134-131 (OT)
4/11/65	@ Boston	L	108-114
4/13/65	@ Philadelphia	W	112-106
4/15/65	@ Boston	L	109-110

1965-66

EASTERN DIVISION SEMIFINALS
(received bye in semifinals)

EASTERN DIVISION FINALS
(Boston 4, Philadelphia 1)

4/3/66	@ Philadelphia	L	96-115
4/6/66	@ Boston	L	93-114
4/7/66	@ Philadelphia	W	111-105
4/10/66	@ Boston	L	108-114 (OT)
4/12/66	@ Philadelphia	L	112-120

1966-67

EASTERN DIVISION SEMIFINALS
(Philadelphia 3, Cincinnati 1)

3/21/67	@ Philadelphia	L	116-120
3/22/67	@ Cincinnati	W	123-102
3/24/67	@ Philadelphia	W	121-106
3/25/67	@ Cincinnati	W	112-94

EASTERN DIVISION FINALS
(Philadelphia 4, Boston 1)

3/31/67	@ Philadelphia	W	127-113
4/2/67	@ Boston	W	107-102
4/5/67	@ Philadelphia	W	115-104
4/9/67	@ Boston	L	117-121
4/11/67	@ Philadelphia	W	140-116

NBA FINALS
(Philadelphia 4, San Francisco 2)

4/14/67	@ Philadelphia	W	141-135 (OT)
4/16/67	@ Philadelphia	W	126-95
4/18/67	@ San Francisco	L	124-130
4/20/67	@ San Francisco	W	122-108
4/23/67	@ Philadelphia	L	109-117
4/24/67	@ San Francisco	W	125-122

PLAYOFFS

ALL-TIME PLAYOFF RESULTS

1967-68

EASTERN DIVISION SEMIFINALS
(Philadelphia 4, New York 2)

3/22/68	@ Philadelphia	W	118-110
3/23/68	@ New York	L	117-128
3/27/68	@ Philadelphia	W	138-132 (2OT)
3/30/68	@ New York	L	98-1078
3/31/68	@ Philadelphia	W	123-107
4/1/68	@ New York	W	113-97

EASTERN DIVISION FINALS
(Boston 4, Philadelphia 3)

4/5/68	@ Philadelphia	L	118-127
4/10/68	@ Boston	W	115-106
4/11/68	@ Philadelphia	W	122-114
4/14/68	@ Boston	W	110-105
4/15/68	@ Philadelphia	L	104-122
4/17/68	@ Boston	L	106-114
4/19/68	@ Philadelphia	L	96-100

1968-69

EASTERN DIVISION SEMIFINALS
(Boston 4, Philadelphia 1)

3/26/69	@ Philadelphia	L	100-114
3/28/69	@ Boston	L	103-134
3/30/69	@ Philadelphia	L	118-125
4/1/69	@ Boston	W	119-116
4/4/69	@ Philadelphia	L	90-93

1969-70

EASTERN DIVISION SEMIFINALS
(Milwaukee 4, Philadelphia 1)

3/25/70	@ Milwaukee	L	118-125
3/27/70	@ Milwaukee	W	112-105
3/30/70	@ Philadelphia	L	120-156
4/1/70	@ Philadelphia	L	111-118
4/3/70	@ Milwaukee	L	106-115

1970-71

EASTERN CONFERENCE SEMIFINALS
(Baltimore 4, Philadelphia 3)

3/24/71	@ Baltimore	W	126-112
3/26/71	@ Philadelphia	L	107-119
3/28/71	@ Baltimore	L	103-111
3/30/71	@ Philadelphia	L	105-120
4/1/71	@ Baltimore	W	104-103
4/3/71	@ Philadelphia	W	98-94
4/4/71	@ Baltimore	L	120-128

1975-76

FIRST ROUND
(Buffalo 2, Philadelphia 1)

4/15/76	@ Philadelphia	L	89-95
4/16/76	@ Buffalo	W	131-106
4/18/76	@ Philadelphia	L	123-124 (OT)

1976-77

FIRST ROUND
(Received first round bye)

EASTERN CONFERENCE SEMIFINALS
(Philadelphia 4, Boston 3)

4/17/77	@ Philadelphia	L	111-113
4/20/77	@ Philadelphia	W	113-101
4/22/77	@ Boston	W	109-100
4/24/77	@ Boston	L	119-124
4/27/77	@ Philadelphia	W	110-91
4/29/77	@ Boston	L	108-113
5/1/77	@ Philadelphia	W	83-77

EASTERN CONFERENCE FINALS
(Philadelphia 4, Houston 2)

5/5/77	@ Philadelphia	W	128-117
5/8/77	@ Philadelphia	W	106-97
5/11/77	@ Houston	L	94-118
5/13/77	@ Houston	W	107-95
5/15/77	@ Philadelphia	L	115-118
5/17/77	@ Houston	W	112-109

NBA FINALS
(Portland 4, Philadelphia 2)

5/22/77	@ Philadelphia	W	107-101
5/26/77	@ Philadelphia	W	107-89
5/29/77	@ Portland	L	107-129
5/31/77	@ Portland	L	98-130
6/3/77	@ Philadelphia	L	104-110
6/5/77	@ Portland	L	107-109

1977-78

FIRST ROUND
(received bye in first round)

EASTERN CONFERENCE SEMIFINALS
(Philadelphia 4, New York 0)

4/16/78	@ Philadelphia	W	130-90
4/18/78	@ Philadelphia	W	119-100
4/20/78	@ New York	W	137-126
4/23/78	@ New York	W	112-107

EASTERN CONFERENCE FINALS
(Washington 4, Philadelphia 2)

4/30/78	@ Philadelphia	L	117-122
5/3/78	@ Philadelphia	W	110-104
5/5/78	@ Washington	L	108-123
5/7/78	@ Washington	L	105-121
5/10/78	@ Philadelphia	W	107-94
5/12/78	@ Washington	L	99-101

1978-79

FIRST ROUND
(Philadelphia 2, New Jersey 0)

4/11/79	@ Philadelphia	W	122-114
4/13/79	@ New Jersey	W	111-101

EASTERN CONFERENCE SEMIFINALS
(San Antonio 4, Philadelphia 3)

4/15/79	@ San Antonio	L	106-119
4/17/79	@ San Antonio	L	120-121
4/20/79	@ Philadelphia	W	123-115
4/22/79	@ Philadelphia	L	112-115 (OT)
4/26/79	@ San Antonio	W	120-97
4/29/79	@ Philadelphia	W	92-90
5/2/79	@ San Antonio	L	108-111

1979-80

FIRST ROUND
(Philadelphia 2, Washington 0)

4/2/80	@ Philadelphia	W	111-96
4/4/80	@ Washington	W	112-104

ALL-TIME PLAYOFF RESULTS

EASTERN CONFERENCE SEMIFINALS
(Philadelphia 4, Atlanta 1)

4/6/80	@ Philadelphia	W	107-104
4/9/80	@ Philadelphia	W	99-92
4/10/80	@ Atlanta	L	93-105
4/13/80	@ Atlanta	W	107-83
4/15/80	@ Philadelphia	W	105-100

EASTERN CONFERENCE FINALS
(Philadelphia 4, Boston 1)

4/18/80	@ Boston	W	96-93
4/20/80	@ Boston	L	90-96
4/23/80	@ Philadelphia	W	99-97
4/24/80	@ Philadelphia	W	102-90
4/27/80	@ Boston	W	105-94

NBA FINALS
(Los Angeles 4, Philadelphia 2)

5/4/80	@ Los Angeles	L	102-109
5/7/80	@ Los Angeles	W	107-104
5/10/80	@ Philadelphia	L	101-111
5/11/80	@ Philadelphia	W	105-102
5/14/80	@ Los Angeles	L	103-108
5/16/80	@ Philadelphia	L	107-123

1980-81

FIRST ROUND
(Philadelphia 2, Indiana 0)

5/31/81	@ Philadelphia	W	124-108
4/2/81	@ Indiana	W	96-85

EASTERN CONFERENCE SEMIFINALS
(Philadelphia 4, Milwaukee 3)

4/5/81	@ Philadelphia	W	125-122
4/7/81	@ Philadelphia	L	99-109
4/10/81	@ Milwaukee	W	108-103
4/12/81	@ Milwaukee	L	98-109
4/15/81	@ Philadelphia	W	116-99
4/17/81	@ Milwaukee	L	86-109
4/19/81	@ Philadelphia	W	99-98

EASTERN CONFERENCE FINALS
(Boston 4, Philadelphia 3)

4/21/81	@ Boston	W	105-104
4/22/81	@ Boston	L	99-118
4/24/81	@ Philadelphia	W	110-100
4/26/81	@ Philadelphia	W	107-105
4/29/81	@ Boston	L	109-111
5/1/81	@ Philadelphia	L	98-100
5/3/81	@ Boston	L	90-91

1981-82

FIRST ROUND
(Philadelphia 2, Atlanta 0)

4/21/82	@ Philadelphia	W	111-76
4/23/82	@ Atlanta	W	98-95 (OT)

EASTERN CONFERENCE SEMIFINALS
(Philadelphia 4, Milwaukee 2)

4/25/82	@ Philadelphia	W	125-122
4/28/82	@ Philadelphia	W	120-108
5/1/82	@ Milwaukee	L	91-92
5/2/82	@ Milwaukee	W	100-93
5/5/82	@ Philadelphia	L	98-110
5/7/82	@ Milwaukee	W	102-90

EASTERN CONFERENCE FINALS
(Philadelphia 4, Boston 3)

5/9/82	@ Boston	L	81-121
5/12/82	@ Boston	W	121-113
5/15/82	@ Philadelphia	W	99-97
5/16/82	@ Philadelphia	W	119-94
5/19/82	@ Boston	L	85-114
5/21/82	@ Philadelphia	L	75-88
5/23/82	@ Boston	W	120-106

NBA FINALS
(Los Angeles 4, Philadelphia 2)

5/27/82	@ Philadelphia	L	117-124
5/30/82	@ Philadelphia	W	110-94
6/1/82	@ Los Angeles	L	108-129
6/3/82	@ Los Angeles	L	101-111
6/6/82	@ Philadelphia	W	135-102
6/8/82	@ Los Angeles	L	104-114

1982-83

FIRST ROUND
(Received a bye in first round)

EASTERN CONFERENCE SEMIFINALS
(Philadelphia 4, New York 0)

4/24/83	@ Philadelphia	W	112-102
4/27/83	@ Philadelphia	W	98-91
4/30/83	@ New York	W	107-105
5/1/83	@ New York	W	105-102

EASTERN CONFERENCE FINALS
(Philadelphia 4, Milwaukee 1)

5/8/83	@ Philadelphia	W	111-109 (OT)
5/11/83	@ Philadelphia	W	87-81
5/14/83	@ Milwaukee	W	104-96
5/15/83	@ Milwaukee	L	94-100
5/18/83	@ Philadelphia	W	115-103

NBA FINALS
(Philadelphia 4, Los Angeles 0)

5/22/83	@ Philadelphia	W	113-107
5/26/83	@ Philadelphia	W	103-93
5/29/83	@ Los Angeles	W	111-94
5/31/83	@ Los Angeles	W	115-108

1983-84

FIRST ROUND
(New Jersey 3, Philadelphia 2)

4/18/84	@ Philadelphia	L	101-116
4/20/84	@ Philadelphia	L	102-116
4/22/84	@ New Jersey	W	108-100
4/24/84	@ New Jersey	W	110-102
4/26/84	@ Philadelphia	L	98-101

1984-85

FIRST ROUND
(Philadelphia 3, Washington 1)

4/17/85	@ Philadelphia	W	104-97
4/21/85	@ Philadelphia	W	113-94
4/24/85	@ Washington	L	100-118
4/26/85	@ Washington	W	106-98

EASTERN CONFERENCE SEMIFINALS
(Philadelphia 4, Milwaukee 0)

4/28/85	@ Milwaukee	W	127-105
4/30/85	@ Milwaukee	W	112-108
5/3/85	@ Philadelphia	W	109-104
5/5/85	@ Philadelphia	W	121-112

PLAYOFFS

ALL-TIME PLAYOFF RESULTS

EASTERN CONFERENCE FINALS
(Boston 4, Philadelphia 1)

5/12/85	@ Boston	L	93-108
5/14/85	@ Boston	L	98-106
5/18/85	@ Philadelphia	L	94-105
5/19/85	@ Philadelphia	W	115-104
5/22/85	@ Boston	L	100-102

1985-86

FIRST ROUND
(Philadelphia 3, Washington 2)

4/18/86	@ Philadelphia	L	94-95
4/20/86	@ Philadelphia	W	102-97
4/22/86	@ Washington	W	91-86
4/24/86	@ Washington	L	111-116
4/27/86	@ Philadelphia	W	134-109

EASTERN CONFERENCE SEMIFINALS
(Milwaukee 4, Philadelphia 3)

4/29/86	@ Milwaukee	W	118-112
5/1/86	@ Milwaukee	L	107-119
5/3/86	@ Philadelphia	W	107-103
5/5/86	@ Philadelphia	L	104-109
5/7/86	@ Milwaukee	L	108-113
5/9/86	@ Philadelphia	W	126-108
5/11/86	@ Milwaukee	L	112-113

1986-87

FIRST ROUND
(Milwaukee 3, Philadelphia 2)

4/24/87	@ Milwaukee	L	104-107
4/26/87	@ Milwaukee	W	125-122 (OT)
4/29/87	@ Philadelphia	L	120-121
5/1/87	@ Philadelphia	W	124-118
5/3/87	@ Milwaukee	L	89-102

1988-89

FIRST ROUND
(New York 3, Philadelphia 0)

4/27/89	@ New York	L	96-102
4/29/89	@ New York	L	106-107
5/2/89	@ Philadelphia	L	115-116 (OT)

1989-90

FIRST ROUND
(Philadelphia 3, Cleveland 2)

4/26/90	@ Philadelphia	W	111-106
4/29/90	@ Philadelphia	W	107-101
5/1/90	@ Cleveland	L	95-122
5/3/90	@ Cleveland	L	96-108
5/5/90	@ Philadelphia	W	113-97

EASTERN CONFERENCE SEMIFINALS
(Chicago 4, Philadelphia 1)

5/7/90	@ Chicago	L	85-96
5/9/90	@ Chicago	L	96-101
5/11/90	@ Philadelphia	W	118-112
5/13/90	@ Philadelphia	L	101-111
5/16/90	@ Chicago	L	99-117

1990-91

FIRST ROUND
(Philadelphia 3, Milwaukee 0)

4/25/91	@ Milwaukee	W	99-90
4/27/91	@ Milwaukee	W	116-112 (OT)
4/30/91	@ Philadelphia	W	121-100

EASTERN CONFERENCE SEMIFINALS
(Chicago 4, Philadelphia 1)

5/4/91	@ Chicago	L	92-105
5/6/91	@ Chicago	L	100-112
5/10/91	@ Philadelphia	W	99-97
5/12/91	@ Philadelphia	L	85-101
5/14/91	@ Chicago	L	95-100

1998-99

FIRST ROUND
(Philadelphia 3, Orlando 1)

5/9/99	@ Orlando	W	104-90
5/11/99	@ Orlando	L	68-79
5/13/99	@ Philadelphia	W	97-85
5/15/99	@ Philadelphia	W	101-91

EASTERN CONFERENCE SEMIFINALS
(Indiana 4, Philadelphia 0)

5/17/99	@ Indiana	L	90-94
5/19/99	@ Indiana	L	82-85
5/21/99	@ Philadelphia	L	86-97
5/23/99	@ Philadelphia	L	86-89

1999-00

FIRST ROUND
(Philadelphia 3, Charlotte 1)

4/22/00	@ Charlotte	W	92-82
4/24/00	@ Charlotte	L	98-108 (OT)
4/28/00	@ Philadelphia	W	81-76
5/1/00	@ Philadelphia	W	105-99

EASTERN CONFERENCE SEMIFINALS
(Indiana 4, Philadelphia 2)

5/6/00	@ Indiana	L	91-108
5/8/00	@ Indiana	L	97-103
5/10/00	@ Philadelphia	L	89-97
5/23/00	@ Philadelphia	W	92-90
5/15/00	@ Indiana	W	107-86
5/19/00	@ Philadelphia	L	90-106

2000-01

FIRST ROUND
(Philadelphia 3, Indiana 1)

4/21/01	@ Philadelphia	L	78-79
4/24/01	@ Philadelphia	W	116-98
4/28/01	@ Indiana	W	92-87
5/2/01	@ Indiana	W	88-85

EASTERN CONFERENCE SEMIFINALS
(Philadelphia 4, Toronto 3)

5/6/01	@ Philadelphia	L	93-96
5/9/01	@ Philadelphia	W	97-92
5/11/01	@ Toronto	L	78-102
5/13/01	@ Toronto	W	84-79
5/16/01	@ Philadelphia	W	121-88
5/18/01	@ Toronto	L	89-101
5/20/01	@ Philadelphia	W	88-87

EASTERN CONFERENCE FINALS
(Philadelphia 4, Milwaukee 3)

5/22/01	@ Philadelphia	W	93-85
5/24/01	@ Philadelphia	L	78-92
5/26/01	@ Milwaukee	L	74-80
5/28/01	@ Milwaukee	W	89-93
5/30/01	@ Philadelphia	W	89-88
6/1/01	@ Milwaukee	L	100-110
6/3/01	@ Philadelphia	W	108-91

ALL-TIME PLAYOFF RESULTS

NBA FINALS
(Los Angeles 4, Philadelphia 1)

6/6/01	@ Los Angeles	W	107-101 (OT)
6/8/01	@ Los Angeles	L	89-98
6/10/01	@ Philadelphia	L	91-96
6/13/01	@ Philadelphia	L	86-100
6/15/01	@ Philadelphia	L	96-108

2001-02

FIRST ROUND
(Boston 3, Philadelphia 2)

4/21/02	@ Boston	L	82-92
4/25/02	@ Boston	L	85-93
4/28/02	@ Philadelphia	W	108-103
5/1/02	@ Philadelphia	W	83-81
5/3/02	@ Boston	L	87-120

2002-03

FIRST ROUND
(Philadelphia 4, New Orleans 2)

4/20/03	@ Philadelphia	W	98-90
4/23/03	@ Philadelphia	W	90-85
4/26/03	@ New Orleans	L	85-99
4/28/03	@ New Orleans	L	87-96
4/30/03	@ Philadelphia	W	93-91
5/2/03	@ New Orleans	W	107-103

EASTERN CONFERENCE SEMIFINALS
(Detroit 4, Philadelphia 2)

5/6/03	@ Detroit	L	87-89
5/8/03	@ Detroit	L	97-104 (OT)
5/10/03	@ Philadelphia	W	93-83
5/11/03	@ Philadelphia	W	95-82
5/14/03	@ Detroit	L	77-78
5/16/03	@ Philadelphia	L	89-93 (OT)

2004-05

FIRST ROUND
(Detroit 4, Philadelphia 1)

4/23/05	@ Detroit	L	85-106
4/26/05	@ Detroit	L	84-99
4/29/05	@ Philadelphia	W	115-104
5/1/05	@ Philadelphia	L	92-97 (OT)
5/3/05	@ Detroit	L	78-88

2007-08

FIRST ROUND
(Detroit 4, Philadelphia 2)

4/20/08	@ Detroit	W	90-86
4/23/08	@ Detroit	L	88-105
4/25/08	@ Philadelphia	W	95-75
4/27/08	@ Philadelphia	L	84-93
4/29/08	@ Detroit	L	81-98
5/1/08	@ Philadelphia	L	77-100

2008-09

FIRST ROUND
(Orlando 4, Philadelphia 2)

4/19/09	@ Orlando	W	100-98
4/22/09	@ Orlando	L	87-96
4/24/09	@ Philadelphia	W	96-94
4/26/09	@ Philadelphia	L	81-84
4/28/09	@ Orlando	L	78-91
4/30/09	@ Philadelphia	L	89-114

2010-11

FIRST ROUND
(Miami 4, Philadelphia 1)

4/16/11	@ Miami	L	89-97
4/18/11	@ Miami	L	73-94
4/21/11	@ Philadelphia	L	94-100
4/24/11	@ Philadelphia	W	86-82
4/27/11	@ Miami	L	91-97

2011-12

FIRST ROUND
(Philadelphia 4, Chicago 2)

4/28/12	@ Chicago	L	91-103
5/1/12	@ Chicago	W	109-92
5/4/12	@ Philadelphia	W	79-74
5/6/12	@ Philadelphia	W	89-82
5/8/12	@ Chicago	L	69-77
5/10/12	@ Philadelphia	W	79-78

EASTERN CONFERENCE SEMIFINALS
(Boston 4, Philadelphia 3)

5/12/12	@ Boston	L	91-92
5/14/12	@ Boston	W	82-81
5/16/12	@ Philadelphia	L	91-107
5/18/12	@ Philadelphia	W	92-83
5/21/12	@ Boston	L	85-101
5/23/12	@ Philadelphia	W	82-75
5/26/12	@ Boston	L	75-85

2017-18

FIRST ROUND
(Philadelphia 4, Miami 1)

4/14/18	@Philadelphia	W	130-103
4/16/18	@Philadelphia	L	103-113
4/19/18	@Miami	W	128-108
4/21/18	@Miami	W	106-102
4/24/18	@Philadelphia	W	104-91

EASTERN CONFERENCE SEMIFINALS
(Boston 4, Philadelphia 1)

4/30/18	@Boston	L	101-117
5/3/18	@Boston	L	103-108
5/5/18	@Philadelphia	L	98-101 (OT)
5/7/18	@Philadelphia	W	103-92
5/9/18	@Boston	L	112-114

PLAYOFFS

7-GAME SERIES: FINAL GAME RESULTS

6-9 OVERALL (76ERS: 5-7: NATIONALS: 1-2)

DATE	ROUND	OPPONENT	RESULT/SCORE
04/12/54	NBA Finals	at Minneapolis	L, 80-87
04/10/55	NBA Finals	Fort Wayne	W, 92-91
04/01/59	Eastern Division Finals	at Boston	L, 125-130
04/15/65	Eastern Division Finals	at Boston	L, 109-110
04/19/68	Eastern Division Finals	Boston	L, 96-100
04/04/71	Eastern Conference Semifinals	at Baltimore	L, 120-128
05/01/77	Eastern Conference Semifinals	Boston	W, 83-77
05/02/79	Eastern Conference Semifinals	at San Antonio	L, 108-111
04/19/81	Eastern Conference Semifinals	Milwaukee	W, 99-98
05/03/81	Eastern Conference Finals	at Boston	L, 90-91
05/23/82	Eastern Conference Finals	at Boston	W, 120-106
05/11/86	Eastern Conference Semifinals	at Milwaukee	L, 112-113
05/20/01	Eastern Conference Semifinals	Toronto	W, 88-87
06/03/01	Eastern Conference Finals	Milwaukee	W, 108-91
05/26/12	Eastern Conference Semifinals	at Boston	L, 75-85

5-GAME SERIES: FINAL GAME RESULTS

2-8 OVERALL (76ERS: 2-4: NATIONALS: 0-4)

DATE	ROUND	OPPONENT	RESULT/SCORE
04/04/51	Eastern Division Finals	at New York	L, 81-83
03/29/56	Eastern Division Finals	at Philadelphia	L, 104-109
03/22/62	Eastern Division Semifinals	at Philadelphia	L, 104-121
03/26/63	Eastern Division Semifinals	Cincinnati	L, 127-131 (OT)
03/29/64	Eastern Division Semifinals	at Cincinnati	L, 124-130
04/26/84	First Round	New Jersey	L, 98-101
04/27/86	First Round	Washington	W, 134-109
05/03/87	First Round	at Milwaukee	L, 89-102
05/05/90	First Round	Cleveland	W, 113-97
05/03/02	First Round	at Boston	L, 87-120

3-GAME SERIES: FINAL GAME RESULTS

3-3 OVERALL (76ERS: 0-1: NATIONALS: 3-2)

DATE	ROUND	OPPONENT	RESULT/SCORE
04/02/50	Eastern Division Finals	New York	W, 91-80
03/23/52	Eastern Division Semifinals	Philadelphia	W, 84-73
03/21/56	Eastern Division Semifinals	at Boston	W, 102-97
03/18/58	Eastern Division Semifinals	Philadelphia	L, 88-101
03/14/60	Eastern Division Semifinals	at Philadelphia	L, 112-132
04/18/76	First Round	Buffalo	L, 123-124

ALL-TIME PLAYOFF BREAKDOWN

FIRST ROUND

YEAR	RECORD
1975-76	1-2
1978-79	2-0
1979-80	2-0
1980-81	2-0
1981-82	2-0
1983-84	2-3
1984-85	3-1
1985-86	3-2
1986-87	2-3
1988-89	0-3
1989-90	3-2
1990-91	3-0
1998-99	3-1
1999-00	3-1
2000-01	3-1
2001-02	2-3
2002-03	4-2
2004-05	1-4
2007-08	2-4
2008-09	2-4
2010-11	1-4
2011-12	4-2
2017-18	4-1
TOTALS	**54-43**

ROUND ROBIN

YEAR	RECORD
1953-54	4-0
TOTALS	**4-0**

EASTERN (DIVISION) CONFERENCE SEMIFINALS

YEAR	RECORD
1949-50	2-0
1950-51	2-0
1951-52	2-1
1952-53	0-2
1955-56	2-1
1956-57	2-0
1957-58	1-2
1958-59	2-0
1959-60	1-2
1960-61	3-0
1961-62	2-3
1962-63	2-3
1963-64	2-3
1964-65	3-1
1966-67	3-1
1967-68	4-2
1968-69	1-4
1969-70	1-4
1970-71	3-4
1976-77	4-3
1977-78	4-0
1978-79	3-4
1979-80	4-1
1980-81	4-3
1981-82	4-2
1982-83	4-0
1984-85	4-0
1985-86	3-4
1989-90	1-4
1990-91	1-4
1998-99	0-4
1999-00	2-4
2000-01	4-3
2002-03	4-2
2011-12	3-4
2017-18	1-4
TOTALS	**86-81**

EASTERN (DIVISION) CONFERENCE FINALS

YEAR	RECORD
1949-50	2-1
1950-51	2-3
1951-52	1-3
1953-54	2-0
1954-55	3-1
1955-56	2-3
1956-57	0-3
1958-59	3-4
1960-61	1-4
1964-65	3-4
1965-66	1-4
1966-67	4-1
1967-68	3-4
1976-77	4-2
1977-78	2-4
1979-80	4-1
1980-81	3-4
1981-82	4-3
1982-83	4-1
1984-85	1-4
2000-01	4-3
TOTALS	**53-57**

NBA FINALS

YEAR	RECORD
1949-50	2-4
1953-54	3-4
1954-55	4-3
1966-67	4-2
1976-77	2-4
1979-80	2-4
1981-82	2-4
1982-83	4-0
2000-01	1-4
TOTALS	**24-29**

ROUND-BY-ROUND IN THE NBA PLAYOFFS

First Round	54-43
Round Robin	4-0
Eastern Conference Semifinals	86-81
Eastern Conference Finals	53-57
NBA Finals	24-29
TOTALS	222-210

NOTE: The Third-Place "play-in" game is not recognized as a playoff game.

The 1982-83 Philadelphia 76ers won the NBA Championship.

TOP SINGLE-GAME PERFORMANCES

76ERS/NATIONALS TOP-10 PLAYOFF PERFORMANCES

POINTS

PTS	PLAYER	OPP	DATE
55	Allen Iverson	vs. NOH	4/20/03
54	Allen Iverson	vs. TOR	5/09/01
52	Allen Iverson	vs. TOR	5/16/01
50	Billy Cunningham	vs. MIL	4/01/70
48	Allen Iverson	at LAL (OT)	6/06/01
46	Wilt Chamberlain	vs. BOS	4/12/66
46	Allen Iverson	at MIL	6/01/01
45	Lee Shaffer	vs. CIN (OT)	3/26/63
45	Allen Iverson	vs. IND	4/24/01
45	Allen Iverson	at NOH	5/02/03

REBOUNDS

REBS	PLAYER	OPP	DATE
41	Wilt Chamberlain	vs. BOS	4/05/67
39	Wilt Chamberlain	vs. BOS	4/06/65
38	Wilt Chamberlain	vs. SF	4/16/67
37	Wilt Chamberlain	at BOS	4/08/65
36	Wilt Chamberlain	vs. BOS	4/11/67
34	Wilt Chamberlain	vs. BOS (OT)	4/09/65
34	Wilt Chamberlain	vs. BOS	4/12/66
34	Wilt Chamberlain	vs. BOS	4/19/68
33	Wilt Chamberlain	at BOS (OT)	4/10/66
33	Wilt Chamberlain	vs. SF (OT)	4/14/67

ASSISTS

AST	PLAYER	OPP	DATE
19	Wilt Chamberlain	vs. CIN	3/24/67
16	Maurice Cheeks	at NYK	4/27/89
16	Allen Iverson	vs. TOR	5/20/01
15	George King	vs. PHI	3/28/56
15	Johnny Dawkins	at CHI	5/16/90
15	Allen Iverson	vs DET	4/29/05
14	Maurice Cheeks	at BOS	5/12/82
14	Johnny Dawkins	vs. CLE	5/05/90
14	Ben Simmons	vs. MIA	4/14/18
13	George King	at PHI	3/29/56
13	Wilt Chamberlain	vs. BOS	3/31/67
13	Wilt Chamberlain	vs. BOS	4/11/67
13	Maurice Cheeks	at SA	5/02/79
13	Lionel Hollins	vs. LAL	5/11/80
13	Maurice Cheeks	vs. MIL	5/09/86
13	Johnny Dawkins	at CHI	5/09/90
13	Eric Snow	at CHA (OT)	4/24/00
13	Aaron McKie	vs. MIL	6/03/01

OPPONENTS TOP-10 PLAYOFF PERFORMANCES

POINTS

PTS	PLAYER	OPP	DATE
56	Wilt Chamberlain	at PHI	3/22/62
55	Rick Barry	at SF	4/18/67
53	Wilt Chamberlain	at PHI	3/14/60
50	Bob Cousy	at BOS (4OT)	3/21/53
50	Vince Carter	at TOR	5/11/01
49	Michael Jordan	vs. CHI	5/11/90
46	Wilt Chamberlain	at PHI	3/14/61
46	Kareem Abdul-Jabbar	at MIL	4/03/70
46	Michael Jordan	vs. CHI	5/10/91
46	Paul Pierce	at BOS	5/03/02

REBOUNDS

REBS	PLAYER	OPP	DATE
39	Bill Russell	at BOS	3/23/61
35	Wilt Chamberlain	at PHI	3/22/62
34	Bill Russell	at BOS	3/19/61
33	Bill Russell	at BOS	3/26/61
32	Bill Russell	at BOS	3/18/59
32	Bill Russell	at BOS	3/28/59
32	Bill Russell	at BOS	4/01/59
32	Wilt Chamberlain	at PHI	3/14/61
32	Bill Russell	at BOS	4/04/65
31	Bill Russell	at BOS	3/21/57
31	Bill Russell	vs. BOS	4/12/66
31	Nate Thurmond	vs. SF (OT)	4/14/67
31	Bill Russell	at BOS	4/17/68

ASSISTS

AST	PLAYER	OPP	DATE
18	Oscar Robertson	at CIN	3/29/64
18	Mark Price	at CLE	5/03/90
17	Rajon Rondo	vs. BOS	3/23/12
16	Oscar Robertson	at CIN	3/22/64
16	Oscar Robertson	vs. CIN	3/21/67
16	Paul Pressey	at MIL	4/30/85
16	Paul Pressey	at MIL	5/07/86
15	Bob Cousy	vs. BOS	3/24/55
15	Bob Cousy	at BOS	3/18/59
15	John Havlicek	at BOS	4/24/77
15	Paul Pressey	at MIL	5/11/86
15	Rajon Rondo	vs. BOS	5/18/12

NOTES

YEAR-BY-YEAR

1949-1950 SEASON STATISTICS

RECORD: 51-13 (.797) **HOME: 31-1** **AWAY: 15-12** **NEUTRAL: 5-0** **1ST EASTERN DIVISION**

PLAYER	G	MIN	FG-FGA	PCT	FT-FTA	PCT	REB	AST	PF-DQ	PTS	AVG
Schayes	64	—	348-903	.385	376-486	.774	—	259	225	1072	16.8
Gabor	56	—	226-671	.337	157-228	.689	—	108	198	609	10.9
Cervi	56	—	143-431	.332	287-346	.829	—	264	223	573	10.2
Ratkovicz	62	—	162-439	.369	211-348	.606	—	124	201	535	8.6
Seymour	62	—	175-524	.334	126-176	.716	—	189	157	476	7.7
Hannum	64	—	177-488	.363	128-186	.688	—	129	264	482	7.5
Macknowski	59	—	154-463	.333	131-178	.736	—	65	128	439	7.4
Peterson	62	—	167-390	.428	111-185	.600	—	33	198	445	7.2
Levane	60	—	139-418	.333	54-85	.635	—	156	106	332	5.5
Corley	60	—	117-370	.316	75-122	.615	—	109	81	309	5.2
Chollet	49	—	61-179	.341	35-56	.625	—	37	52	157	3.2
NATIONALS	**64**	**—**	**1869-5276**	**.354**	**1691-2396**	**.706**	**—**	**1473**	**1833**	**5429**	**84.8**
OPPONENTS	**64**	**—**	**—**	**—**	**—**	**—**	**—**	**—**	**—**	**4907**	**76.7**

1949-1950 GAME-BY-GAME RESULTS

DATE	W/L	NATS	OPP	TEAM
11/03	W	78	58	Denver
11/04	W	84	51	vs. Denver
11/06	W	82	72	Philadelphia
11/09	W	103	73	Indianapolis
11/10	L	67	73	at St. Louis
11/12	W	84	69	at Anderson
11/13	W	80	66	New York
11/15	W	77	74	at New York
11/17	W	79	76	Tri City
11/20	W	102	76	Denver
11/21	W	77	67	vs. Denver
11/24	W	125	123	*****Anderson
11/27	W	80	62	Waterloo
11/30	W	87	71	at Boston
12/04	W	67	61	Indianapolis
12/07	W	77	69	at Tri City
12/08	W	86	72	at Sheboygan
12/10	L	63	69	at Rochester
12/11	W	89	72	Sheboygan
12/14	W	96	83	Fort Wayne
12/15	L	88	100	at Anderson
12/18	W	86	73	Chicago
12/20	W	95	70	at Waterloo
12/21	W	96	84	at Tri City
12/22	W	83	74	at Sheboygan
12/25	W	94	88	Anderson
12/28	L	85	87	at Washington
12/29	W	64	62	vs. Philadelphia
01/01	W	79	73	Washington
01/05	W	82	73	Tri City
01/08	W	84	68	Waterloo
01/10	L	84	86	*at Waterloo
01/11	L	88	98	at Minneapolis
01/12	W	64	62	at Fort Wayne
01/15	W	82	69	Indianapolis
01/19	W	107	86	Denver
01/22	L	75	77	*Anderson
01/26	W	76	72	Rochester
01/29	W	85	70	Sheboygan
01/30	W	91	75	vs. Indianapolis
02/01	L	83	91	at Tri City
02/02	W	73	67	at Indianapolis
02/03	W	103	79	Waterloo
02/05	W	96	87	Baltimore
02/08	W	106	81	Sheboygan
02/11	W	77	76	at Baltimore
02/12	W	102	98	Waterloo
02/16	W	105	74	Tri City
02/19	W	82	78	Indianapolis
02/21	L	78	89	at Denver
02/23	W	108	80	at Denver
02/24	W	72	67	vs. Indianapolis
02/26	W	73	64	Chicago
02/27	L	73	97	at Anderson
02/28	L	72	110	at Indianapolis
03/01	W	93	72	at Waterloo
03/02	L	85	95	at Sheboygan
03/05	W	84	75	Minneapolis
03/09	W	85	74	St. Louis
03/12	W	96	72	Boston
03/14	L	65	68	at Indianapolis
03/16	W	88	75	at Sheboygan
03/18	W	89	88	*at Tri City
03/19	W	72	67	Anderson

** denotes overtime*
****** denotes five overtimes*

YEAR-BY-YEAR

1950-1951 SEASON STATISTICS

RECORD: 32-34 (.485) **HOME: 24-9** **AWAY: 8-25** **4TH EASTERN DIVISION**

PLAYER	G	MIN	FG-FGA	PCT	FT-FTA	PCT	REB	AST	PF-DQ	PTS	AVG
Schayes	66	—	332-930	.357	457-608	.752	1080	251	271-9	1121	17.0
Scolari*	66	—	302-923	.327	279-331	.843	218	255	183-1	883	13.4
Ratkovicz	66	—	264-636	.415	321-439	.731	547	193	256-11	849	12.9
Smawley*****	60	—	252-663	.380	227-267	.850	178	161	145-4	731	12.2
Gabor	61	—	255-745	.342	179-242	.740	150	125	213-7	689	11.3
Jorgensen**	63	—	223-600	.372	182-265	.687	338	91	237-8	628	10.0
Cervi	53	—	132-346	.382	194-237	.819	152	208	180-9	458	8.6
Hannum	63	—	182-494	.368	107-197	.543	301	119	271-16	471	7.5
Seymour	51	—	125-385	.325	117-159	.736	194	187	138-0	367	7.2
Peterson***	53	—	130-384	.339	99-150	.660	288	66	188-9	359	6.8
Macknowski	58	—	131-435	.301	122-170	.718	110	69	134-3	384	6.6
Calabrese	46	—	70-197	.355	61-88	.693	65	65	80-0	201	4.4
Lofgran****	61	—	79-270	.293	79-127	.622	157	36	132-4	237	3.9
Chollet	14	—	6-51	.118	12-19	.632	15	12	29-0	24	1.7
NATIONALS	**66**	**—**	**1884-5365**	**.351**	**1912-2634**	**.726**	**3259**	**1493**	**1995-64**	**5680**	**86.1**
OPPONENTS	**66**	**—**	**—**	**—**	**—**	**—**	**—**	**—**	**—**	**5644**	**85.5**

** Scolari played with Washington and Syracuse*
*** Jorgensen played with Tri-Cities and Syracuse*
**** Peterson played with Tri-Cities and Syracuse*
***** Lofgran played with Indianaoplis and Syracuse*
****** Smawley played with Baltimore and Syracuse*

1950-1951 GAME-BY-GAME RESULTS

DATE	W/L	NATS	OPP	TEAM
11/02	W	92	77	Fort Wayne
11/05	W	90	87	Minneapolis
11/09	W	89	70	Tri-Cities
11/11	L	72	74	*at New York
11/12	W	83	57	Baltimore
11/14	L	78	108	at Indianapolis
11/15	L	71	72	*at Minneapolis
11/16	L	75	79	at Tri-Cities
11/19	W	96	83	New York
11/23	L	85	92	Indianapolis
11/25	W	77	67	at Washington
11/26	W	90	76	Washington
11/28	L	84	108	at New York
11/30	L	78	81	at Philadelphia
12/02	W	99	96	*at Baltimore
12/03	W	84	81	Indianapolis
12/07	L	69	76	Rochester
12/08	W	86	85	at Boston
12/10	L	76	86	Baltimore
12/14	L	69	78	Tri-Cities
12/16	W	79	75	*at Rochester
02/17	W	95	86	New York
12/20	L	83	86	at Tri-Cities
12/21	L	72	97	at Fort Wayne
12/25	W	81	69	Fort Wayne
12/26	L	100	102	at Boston
12/28	L	88	91	*at Philadelphia
12/30	W	90	80	*at Baltimore
01/01	W	106	89	Boston
01/04	L	77	80	Minneapolis
01/06	W	87	85	*at New York
01/07	W	73	65	Baltimore
01/10	W	97	96	at Tri-Cities
01/11	L	76	84	at Fort Wayne
01/14	W	92	63	Rochester
01/18	L	87	96	Rochester
01/21	L	86	96	Philadelphia
01/24	L	82	87	at Baltimore
01/25	W	113	87	Tri-Cities
01/27	L	83	85	at Rochester
01/28	W	104	83	Boston
01/30	L	87	96	at Boston
02/01	L	90	93	New York
02/02	L	90	96	*at Boston
02/04	W	78	75	Philadelphia
02/07	L	82	102	at Baltimore
02/08	W	96	83	New York
02/11	W	80	72	Baltimore
02/14	L	75	77	at Fort Wayne
02/15	W	94	80	Boston
02/17	L	75	88	at New York
02/18	W	91	80	Minneapolis
02/20	W	81	79	at Indianapolis
02/21	L	76	82	at Minneapolis
02/25	W	98	83	New York
02/27	L	72	86	at Philadelphia
03/01	W	108	86	Fort Wayne
03/03	L	78	97	at New York
03/04	W	85	79	Philadelphia
03/08	L	86	107	at Rochester
03/10	W	121	97	Indianapolis
03/11	L	91	95	Philadelphia
03/13	L	93	98	at Indianapolis
03/14	L	76	100	at Minneapolis
03/17	L	86	100	at Philadelphia
03/18	W	97	89	Boston

** denotes overtime*

1951-1952 SEASON STATISTICS

RECORD: 40-26 (.606) **HOME: 26-7** **AWAY: 12-18** **NEUTRAL: 2-1** **1ST EASTERN DIVISION**

PLAYER	G	MIN	FG-FGA	PCT	FT-FTA	PCT	REB	AST	PF-DQ	PTS	AVG
Schayes	63	2004	263-740	.355	342-424	.807	773	182	213-5	868	13.8
Rocha	66	2543	300-749	.401	254-330	.770	549	128	249-4	854	12.9
King	66	1899	235-579	.406	188-264	.712	274	244	199-6	658	10.0
Seymour	66	2209	206-615	.335	186-245	.759	225	220	165-4	598	9.1
Gabor	57	1085	173-538	.322	142-183	.776	93	86	188-5	488	8.6
Jorgensen	66	1318	190-460	.413	149-187	.797	288	63	190-2	529	8.0
Cervi	55	850	99-280	.354	219-248	.883	87	148	176-7	417	7.6
Ratkovicz	66	1356	165-473	.349	163-242	.674	328	90	235-8	493	7.5
Osterkorn	66	1721	145-413	.351	199-335	.594	444	117	226-8	489	7.4
Calabrese	58	937	109-317	.344	73-103	.709	84	83	107-0	291	5.0
Savage	12	118	9-43	.209	18-28	.643	24	12	22-0	36	3.0
NATIONALS	**66**	**—**	**1894-5207**	**.364**	**1933-2589**	**.747**	**3603**	**1373**	**1970-49**	**5721**	**86.7**
OPPONENTS	**66**	**—**	**—**	**—**	**—**	**—**	**—**	**—**	**—**	**5427**	**82.2**

1951-1952 GAME-BY-GAME RESULTS

DATE	W/L	NATS	OPP	TEAM
11/01	W	90	75	Fort Wayne
11/02	W	98	67	Minneapolis
11/10	L	82	91	at Baltimore
11/11	W	93	79	Indianapolis
11/15	W	97	95	Boston
11/16	W	97	90	at Philadelphia
11/17	W	79	72	at New York
11/18	W	71	68	Baltimore
11/22	W	96	72	at Fort Wayne
11/23	L	68	82	at Indianapolis
11/25	W	100	73	New York
11/29	W	82	78	Fort Wayne
11/30	L	75	82	at Philadelphia
12/02	L	79	81	Rochester
12/04	L	77	83	at Indianapolis
12/05	W	83	81	*at Minneapolis
12/06	L	70	73	vs. Milwaukee
12/08	W	95	75	at Rochester
12/09	W	93	74	Philadelphia
12/11	W	80	62	vs. Fort Wayne
12/13	W	89	82	Milwaukee
12/16	L	92	96	Indianapolis
12/19	L	97	103	at Boston
12/22	L	73	92	at New York
12/23	L	72	75	New York
12/25	W	70	65	vs. Milwaukee
12/27	L	68	69	Milwaukee
12/30	W	108	91	Baltimore
01/01	L	80	82	at Minneapolis
01/03	W	107	81	Boston
01/06	W	98	93	Philadelphia
01/10	W	110	96	New York
01/12	W	92	88	at Baltimore
01/13	W	103	85	Indianapolis
01/17	W	110	105	***Minneapolis
01/20	W	99	80	Baltimore
01/22	W	93	82	at Milwaukee
01/23	W	99	97	*at Minneapolis
01/25	L	94	95	*at Philadelphia
01/26	W	78	73	at Baltimore
01/27	W	91	86	Boston
01/31	W	88	79	Milwaukee
02/03	W	95	73	Baltimore
02/06	L	88	99	at Boston
02/08	W	96	87	at Philadelphia
02/09	L	76	84	at Baltimore
02/10	W	91	84	Philadelphia
02/12	L	69	78	at New York
02/14	L	76	78	Rochester
02/16	L	84	92	at Rochester
02/17	W	66	61	New York
02/21	W	88	80	Minneapolis
02/23	L	80	81	at Baltimore
02/24	L	75	77	Boston
02/27	L	81	88	at Boston
02/28	W	88	83	Fort Wayne
03/01	L	83	98	at Rochester
03/02	W	76	72	Rochester
03/06	W	83	81	**at Fort Wayne
03/07	L	76	81	at Indianapolis
03/08	L	83	92	at Philadelphia
03/09	W	99	82	Philadelphia
03/12	W	89	71	at Boston
03/13	W	89	70	Boston
03/15	L	90	97	at New York
03/16	L	84	90	New York

** denotes overtime*
*** denotes double-overtime*
**** denotes triple-overtime*

YEAR-BY-YEAR

1952-1953 SEASON STATISTICS

RECORD: 47-24 (.662) **HOME: 32-2** **AWAY: 10-19** **NEUTRAL: 5-3** **2ND EASTERN DIVISION**

PLAYER	G	MIN	FG-FGA	PCT	FT-FTA	PCT	REB	AST	PF-DQ	PTS	AVG
Schayes	71	2668	375-1022	.367	512-619	.827	920	227	271-9	1262	17.8
Seymour	67	2684	306-798	.383	340-416	.817	246	294	210-3	952	14.2
King	71	2519	255-635	.402	284-442	.643	281	364	244-2	794	11.2
Rocha	69	2454	268-690	.388	234-310	.755	510	137	257-5	770	11.2
Gabor	69	1337	215-614	.350	217-284	.764	104	134	262-11	647	9.4
Lloyd	64	1806	156-453	.344	160-231	.693	444	64	241-6	472	7.4
Jorgensen	70	1355	145-436	.333	146-199	.734	236	76	247-7	436	6.2
Osterkorn	49	1016	85-262	.324	106-168	.631	217	61	129-2	276	5.6
Cervi, Al	38	301	31-71	.437	81-100	.810	22	28	90-2	143	3.8
Lochmueller, Bob	62	802	79-245	.322	74-122	.607	162	47	143-1	232	3.7
Brasco, James	10	111	11-48	.229	11-14	.786	15	12	18-1	33	3.3
NATIONALS	**71**	**—**	**1942-5329**	**.364**	**2197-2950**	**.745**	**3472**	**1459**	**2132-49**	**6081**	**85.6**
OPPONENTS	**71**	**—**	**—**	**—**	**—**	**—**	**—**	**—**	**—**	**5775**	**81.3**

1952-1953 GAME-BY-GAME RESULTS

DATE	W/L	NATS	OPP	TEAM
11/01	L	84	86	*at Philadelphia
11/02	W	117	91	Philadelphia
11/08	L	83	106	at Boston
11/09	W	96	89	Minneapolis
11/13	W	96	81	Boston
11/15	L	91	97	*at Baltimore
11/16	W	84	78	Indianapolis
11/20	W	92	73	Milwaukee
11/22	L	68	98	at New York
11/23	W	76	73	New York
11/27	W	86	79	Rochester
11/29	W	87	74	at Baltimore
11/30	W	78	66	Boston
12/04	W	78	70	at Fort Wayne
12/06	W	82	74	at Philadelphia
12/07	W	71	67	Milwaukee
12/08	L	89	101	at Milwaukee
12/09	W	87	70	at Indianapolis
12/09	L	79	82	at Minneapolis
12/11	W	102	83	Philadelphia
12/14	L	93	98	*at New York
12/16	L	83	88	vs. Boston
12/18	L	77	91	at Boston
12/20	W	90	86	Boston
12/21	W	102	92	Baltimore
12/25	W	81	76	*at Baltimore
12/27	W	84	73	Indianapolis
12/29	L	93	106	at Rochester
12/31	L	87	97	at Boston
01/01	W	92	78	Fort Wayne
01/03	L	77	85	*at New York
01/04	W	93	68	Baltimore
01/07	W	114	93	vs. New York
01/08	W	75	67	Minneapolis
01/10	W	87	77	vs. Philadelphia
01/11	W	76	72	Philadelphia
01/15	W	109	85	Rochester
01/18	W	103	84	Baltimore
01/22	W	87	75	Fort Wayne
01/24	W	107	82	at Rochester
01/25	L	62	97	New York
01/27	L	72	76	at Indianapolis
01/29	W	83	65	at Minneapolis
01/30	L	68	84	at Milwaukee
02/01	W	94	79	Baltimore
02/02	W	98	77	vs. Baltimore
02/04	L	92	105	at Boston
02/05	W	83	79	*Rochester
02/08	W	98	89	Philadelphia
02/11	L	78	96	at Fort Wayne
02/12	L	81	91	at Minneapolis
02/13	W	89	86	**at Indianapolis
02/15	L	81	85	New York
02/17	W	84	65	vs. Boston
02/19	W	82	72	Milwaukee
02/21	L	73	84	at Rochester
02/22	W	86	73	Philadelphia
02/24	W	74	63	vs. Philadelphia
02/26	W	89	77	Fort Wayne
02/28	L	74	77	at Baltimore
03/01	W	79	64	New York
03/03	L	70	75	at Milwaukee
03/04	W	75	73	**at Fort Wayne
03/05	W	94	91	Minneapolis
03/06	L	66	75	vs. New York
03/07	L	87	88	vs. Philadelphia
03/08	W	98	91	Baltimore
03/12	W	84	70	Boston
03/14	W	95	81	at New York
03/15	W	84	68	Indianapolis
03/17	W	72	68	Boston

** denotes overtime*
*** denotes double-overtime*

1953-1954 SEASON STATISTICS

RECORD: 42-30 (.583) **HOME: 26-6** **AWAY: 11-18** **NEUTRAL: 5-6** **3RD EASTERN DIVISION**

PLAYER	G	MIN	FG-FGA	PCT	FT-FTA	PCT	REB	AST	PF-DQ	PTS	AVG
Schayes	72	2655	370-973	.380	488-590	.827	870	214	232-4	1228	17.1
Seymour	71	2727	316-838	.377	299-368	.813	291	364	187-2	931	13.1
King	72	2370	280-744	.376	257-410	.627	268	272	179-2	817	11.3
Lloyd	72	2206	249-666	.374	156-209	.746	529	115	303-12	654	9.1
Gabor	61	1211	204-551	.370	139-194	.716	96	162	183-4	547	9.0
Osterkorn	70	2164	203-586	.346	209-361	.579	487	151	209-1	615	8.8
Kenville	72	1405	149-388	.384	136-182	.747	247	122	138-0	434	6.0
Lavoy*	68	1277	135-356	.379	94-129	.729	317	78	215-2	364	5.4
Neal	67	899	117-369	.317	78-132	.591	257	24	139-0	312	4.7
Govedarica	23	258	25-79	.316	25-37	.676	18	24	44-1	75	3.3
Masino**	27	181	26-62	.419	30-49	.612	28	22	44-0	82	3.0
Knostman	5	47	3-10	.300	7-11	.636	17	6	9-0	13	2.6
Earle	2	12	1-2	.500	2-4	.500	2	0	0-0	4	2.0
Novak	5	24	0-7	.000	1-2	.500	2	2	9-0	1	0.2
NATIONALS	**72**	**—**	**2054-5579**	**.368**	**1905-2650**	**.719**	**3652**	**1541**	**1852-28**	**6013**	**83.5**
OPPONENTS	**72**	**—**	**—**	**—**	**—**	**—**	**—**	**—**	**—**	**5660**	**78.6**

** Lavoy played with Milwaukee and Syracuse*
*** Masino played with Rochester and Syracuse*

1953-1954 GAME-BY-GAME RESULTS

DATE	W/L	NATS	OPP	TEAM
10/31	L	73	79	at Philadelphia
11/01	W	85	61	Philadelphia
11/05	L	65	77	Minneapolis
11/07	W	88	77	vs. Baltimore
11/08	W	85	66	Rochester
11/10	W	74	59	at Milwaukee
11/12	L	74	78	at Fort Wayne
11/14	L	66	77	at Boston
11/15	W	69	61	Milwaukee
11/19	W	79	76	Fort Wayne
11/21	L	67	68	at New York
11/22	L	80	84	*New York
11/24	W	89	80	at Rochester
11/25	L	58	66	vs. Baltimore
11/26	W	93	86	Boston
11/28	L	80	91	vs. Boston
11/29	W	101	82	Baltimore
12/01	W	76	69	*at Milwaukee
12/03	L	74	87	vs. Minneapolis
12/05	L	80	90	at Minneapolis
12/06	L	77	78	at Fort Wayne
12/09	L	77	92	at Baltimore
12/10	W	96	76	Milwaukee
12/12	L	85	90	at Rochester
12/13	W	108	74	Boston
12/19	W	90	83	at Boston
12/20	W	81	76	Minneapolis
12/23	W	76	72	at Baltimore
12/25	L	80	89	at New York
12/27	W	96	75	Milwaukee
12/30	W	96	89	vs. Boston
12/31	W	86	81	Rochester
01/01	L	92	95	at Boston
01/02	W	74	66	at Philadelphia
01/03	L	77	90	Philadelphia
01/05	W	72	60	at Fort Wayne
01/07	W	70	67	Fort Wayne
01/10	W	77	73	Baltimore
01/13	W	93	72	vs. New York
01/14	W	96	71	Minneapolis
01/16	W	95	93	***at Rochester
01/17	W	84	81	Rochester
01/23	L	91	98	at Baltimore
01/24	L	78	80	Philadelphia
01/26	W	79	75	vs. Philadelphia
01/28	W	70	66	New York
01/30	L	65	66	at New York
01/31	W	114	70	New York
02/03	L	70	82	vs. Philadelphia
02/04	W	90	82	vs. New York
02/06	W	93	87	*Fort Wayne
02/07	W	88	73	Milwaukee
02/10	L	79	94	at Boston
02/11	L	74	76	**at Philadelphia
02/13	L	78	81	at Rochester
02/14	W	111	91	Baltimore
02/16	L	77	95	vs. Philadelphia
02/18	W	91	77	Fort Wayne
02/20	L	68	83	at Minneapolis
02/21	W	100	73	Minneapolis
02/23	L	68	70	vs. Milwaukee
02/25	L	96	101	Boston
02/26	W	68	62	at Milwaukee
02/28	L	85	91	Rochester
03/02	L	87	91	at Minneapolis
03/04	W	86	63	at Fort Wayne
03/06	W	88	77	Philadelphia
03/07	W	103	77	Baltimore
03/10	W	85	77	at Baltimore
03/11	W	97	95	*Boston
03/13	L	60	67	at New York
03/14	W	113	83	New York

** denotes overtime*
*** denotes double-overtime*
**** denotes triple-overtime*

YEAR-BY-YEAR

1954-1955 SEASON STATISTICS

RECORD: 43-29 (.597) **HOME: 25-7** **AWAY: 10-16** **NEUTRAL: 8-6** **1ST EASTERN DIVISION**

PLAYER	G	MIN	FG-FGA	PCT	FT-FTA	PCT	REB	AST	PF-DQ	PTS	AVG
Schayes	72	2526	422-1103	.383	489-587	.833	887	213	247-6	1333	18.5
Seymour	72	2950	375-1036	.362	300-370	.811	300	483	167-0	1050	14.6
Rocha	72	2473	295-801	.368	222-284	.782	489	178	242-5	812	11.3
Kerr	72	1529	301-718	.419	152-223	.682	474	80	165-2	754	10.5
Lloyd	72	2212	286-784	.365	159-212	.750	553	151	283-4	731	10.2
Simmons*	36	862	137-384	.357	72-114	.632	220	61	109-2	346	9.6
King	67	2015	228-605	.377	140-229	.611	227	331	148-0	596	8.9
Kenville	70	1380	172-482	.357	154-201	.766	247	150	132-1	498	7.1
Farley	69	1113	136-353	.385	136-201	.677	167	111	145-1	408	5.9
Gabor	3	47	7-22	.318	3-5	.600	5	11	6-0	17	5.7
Tucker, Jim	20	287	39-116	.336	27-38	.711	97	12	50-0	105	5.3
Osterkorn, Wally	19	286	20-97	.206	16-32	.500	70	17	32-0	56	2.9
NATIONALS	**72**	**—**	**2360-6343**	**.372**	**1837-2450**	**.750**	**3933**	**1778**	**1658-20**	**6557**	**91.1**
OPPONENTS	**72**	**—**	**—**	**—**	**—**	**—**	**—**	**—**	**—**	**6457**	**89.7**

** Simmons played with Baltimore and Syracuse*

1954-1955 GAME-BY-GAME RESULTS

DATE	W/L	NATS	OPP	TEAM
10/31	L	94	97	Minneapolis
11/06	L	84	107	at Boston
11/07	W	97	80	Milwaukee
11/11	W	88	86	at Fort Wayne
11/13	L	72	85	at Milwaukee
11/14	L	92	99	at Minneapolis
11/16	W	86	85	vs. Philadelphia
11/18	W	91	82	Fort Wayne
11/20	W	80	79	at Rochester
11/21	W	110	104	Boston
11/25	W	91	85	Milwaukee
11/27	W	80	74	at New York
11/28	W	79	77	New York
12/01	L	86	88	vs. New York
12/02	W	82	78	Rochester
12/04	L	73	79	at Philadelphia
12/05	W	89	72	Philadelphia
12/07	W	88	81	vs. Philadelphia
12/08	L	78	105	at Rochester
12/09	W	120	107	Boston
12/11	L	90	94	at Boston
12/12	L	87	96	Philadelphia
12/14	W	91	82	at New York
12/15	L	81	88	vs. New York
12/18	L	83	86	at Minneapolis
12/19	W	108	93	Minneapolis
12/25	L	101	109	at New York
12/26	W	97	92	*New York
12/28	W	84	82	vs. Rochester
12/29	L	70	72	at Philadelphia
01/01	W	108	102	Boston
01/02	L	79	91	Milwaukee
01/06	L	106	117	Minneapolis
01/08	W	100	97	at Minneapolis
01/09	L	72	77	at Milwaukee
01/11	L	82	93	Minneapolis
01/13	W	100	83	Fort Wayne
01/16	W	90	85	Rochester
01/19	W	98	97	*vs. Philadelphia
01/20	W	92	87	Boston
01/23	L	89	98	New York
01/25	L	66	69	vs. Fort Wayne
01/26	W	107	99	vs. Philadelphia
01/27	W	94	79	Fort Wayne
01/28	L	90	101	at Boston
01/30	L	83	93	Philadelphia
02/03	L	85	104	at Fort Wayne
02/04	L	88	114	at Boston
02/06	W	94	88	at Rochester
02/07	W	77	75	New York
02/08	W	115	88	vs. Boston
01/29	L	94	104	at Boston
02/10	W	85	81	Minneapolis
02/12	W	92	66	Milwaukee
02/13	W	88	87	Rochester
02/14	W	82	81	vs. Milwaukee
02/17	W	107	93	Boston
02/18	L	86	110	at Philadelphia
02/19	W	80	78	at New York
02/20	W	104	84	New York
02/22	L	95	97	vs. Boston
02/24	W	97	83	Rochester
02/27	W	105	77	Philadelphia
03/01	W	105	102	at New York
03/02	W	103	90	vs. Fort Wayne
03/03	W	83	81	at Fort Wayne
03/04	W	99	96	at Milwaukee
03/06	W	107	101	Philadelphia
03/09	L	97	100	at Rochester
03/10	L	93	96	vs. Minneapolis
03/12	W	112	92	Fort Wayne
03/13	L	76	77	Milwaukee

** denotes overtime*

1955-1956 SEASON STATISTICS

RECORD: 35-37 (.486) **HOME: 23-8** **AWAY: 9-19** **NEUTRAL: 3-10** **3RD EASTERN DIVISION**

PLAYER	G	MIN	FG-FGA	PCT	FT-FTA	PCT	REB	AST	PF-DQ	PTS	AVG
Schayes	72	2517	465-1202	.387	542-632	.858	891	200	251-9	1472	20.4
Kerr	72	2114	377-935	.403	207-316	.655	607	84	168-3	961	13.3
Seymour	57	1826	227-670	.339	188-233	.807	152	276	130-1	642	11.3
King	72	2343	284-763	.372	176-275	.640	250	410	150-2	744	10.3
Rocha	72	1883	250-692	.361	220-281	.783	416	131	244-6	720	10.0
Lloyd	72	1837	213-636	.335	186-241	.772	492	116	267-6	612	8.5
Conlin	66	1423	211-574	.368	121-178	.680	326	145	121-1	543	8.2
Kenville	72	1278	170-448	.379	195-257	.759	215	159	132-0	535	7.4
Farley	72	1429	168-451	.373	143-207	.691	165	151	154-2	479	6.7
Tucker	70	895	101-290	.348	66-83	.795	232	38	166-2	268	3.8
NATIONALS	**72**	**—**	**2466-6661**	**.370**	**2044-2703**	**.756**	**4060**	**1710**	**1783-32**	**6976**	**96.9**
OPPONENTS	**72**	**—**	**—**	**—**	**—**	**—**	**—**	**—**	**—**	**6975**	**96.9**

1955-1956 GAME-BY-GAME RESULTS

DATE	W/L	NATS	OPP	TEAM
11/05	W	114	113	*Fort Wayne
11/06	L	80	83	at Rochester
11/12	W	91	81	at St. Louis
11/13	L	79	93	at Fort Wayne
11/17	W	105	91	Minneapolis
11/19	L	94	102	at Philadelphia
11/20	W	84	80	St. Louis
11/23	L	101	104	vs. Philadelphia
11/24	W	111	103	Boston
11/26	L	99	100	at New York
11/27	W	85	74	New York
11/29	L	97	105	vs. Boston
12/03	W	114	103	Minneapolis
12/04	W	102	96	at Minneapolis
12/06	L	88	90	vs. Fort Wayne
12/08	L	94	105	at Fort Wayne
12/09	L	92	101	at Philadelphia
12/11	W	101	89	Boston
12/15	L	133	135	***Minneapolis
12/17	W	110	104	at Boston
12/18	W	99	79	Philadelphia
12/20	W	98	91	at New York
12/25	W	111	96	Rochester
12/26	L	91	93	at Rochester
12/27	L	80	91	vs. Rochester
12/29	L	83	112	at Philadelphia
12/30	L	103	110	vs. Boston
12/31	W	101	92	New York
01/01	W	85	80	at Minneapolis
01/02	W	84	82	at St. Louis
01/04	L	87	88	Philadelphia
01/07	L	99	105	*Boston
01/08	L	91	99	at Minneapolis
01/10	L	79	90	vs. Minneapolis
01/12	W	93	78	St. Louis
01/13	L	104	119	at Boston
01/14	L	93	102	at Rochester
01/15	W	99	88	Rochester
01/19	W	122	100	Minneapolis
01/21	L	96	100	vs. Boston
01/22	L	105	109	St. Louis
01/25	L	100	112	at Philadelphia
01/26	W	100	89	Philadelphia
01/28	L	85	93	at St. Louis
01/29	L	95	99	*New York
02/01	L	77	83	at Rochester
02/02	W	97	89	Rochester
02/04	W	103	94	at New York
02/05	W	90	85	Fort Wayne
02/06	L	98	99	at Fort Wayne
02/07	L	95	128	vs. Philadelphia
02/09	L	97	98	Boston
02/10	W	94	88	vs. New York
02/12	W	101	74	Rochester
02/17	W	91	86	vs. New York
02/18	W	85	84	Fort Wayne
02/19	W	118	98	New York
02/21	W	108	107	**at New York
02/23	W	94	92	Fort Wayne
02/24	L	103	116	vs. St. Louis
02/26	L	85	87	Philadelphia
02/27	W	98	95	*at Fort Wayne
02/27	L	94	98	vs. Minneapolis
03/01	W	111	100	Boston
03/03	L	96	102	at Philadelphia
03/04	L	111	118	**New York
03/07	L	98	111	at Boston
03/08	W	92	88	St. Louis
03/10	L	84	104	at New York
03/11	W	99	88	Philadelphia
03/12	W	97	92	vs. St. Louis
03/14	L	103	122	at Boston

** denotes overtime*
*** denotes double-overtime*
**** denotes triple-overtime*

YEAR-BY-YEAR

1956-1957 SEASON STATISTICS

RECORD: 38-34 (.528) **HOME: 22-9** **AWAY: 12-19** **NEUTRAL: 4-6** **2ND EASTERN DIVISION**

PLAYER	G	MIN	FG-FGA	PCT	FT-FTA	PCT	REB	AST	PF-DQ	PTS	AVG
Schayes	72	2851	496-1308	.379	625-691	.904	1008	229	219-5	1617	22.5
Conlin	71	2250	335-896	.374	283-368	.769	430	205	170-0	953	13.4
Kerr	72	2191	333-827	.403	225-313	.719	807	90	190-3	891	12.4
Lloyd	72	1965	256-687	.373	134-179	.749	435	114	282-10	646	9.0
Palazzi*	63	1013	210-571	.368	136-175	.777	262	49	117-1	556	8.8
Harrison	66	1810	243-629	.386	93-130	.715	156	161	220-5	579	8.8
Bianchi	68	1577	199-567	.351	165-239	.690	227	106	198-5	563	8.3
Holup, Joe	71	1284	160-487	.329	204-253	.806	279	84	177-5	524	7.4
Hennessy, Larry	21	373	56-175	.320	23-32	.719	45	27	28-0	135	6.4
Seymour, Paul	65	1235	143-442	.324	101-123	.821	130	193	91-0	387	6.0
Hopkins, Bob	62	764	130-343	.379	94-126	.746	233	22	106-0	354	5.7
Schafer, Bob	11	167	19-66	.288	11-13	.846	11	15	16-0	49	4.5
Tucker, Jim	9	110	17-44	.386	0-1	.000	20	2	26-0	34	3.8
Savage, Don	5	55	6-19	.316	6-7	.857	7	2	7-0	18	3.6
Ray, Jim	4	43	2-11	.182	3-5	.600	5	3	4-0	7	1.8
Able, Forest	1	1	0-2	.000	0-0	.000	1	1	1-0	0	0.0
NATIONALS	**72**	**—**	**2550-6915**	**.369**	**2075-2613**	**.794**	**4350**	**1282**	**1809-34**	**7175**	**99.7**
OPPONENTS	**72**	**—**	**—**	**—**	**—**	**—**	**—**	**—**	**—**	**7277**	**101.1**

** Palazzi played with Boston and Syracuse*

1956-1957 GAME-BY-GAME RESULTS

DATE	W/L	NATS	OPP	TEAM
10/27	W	109	103	**vs. Philadelphia
10/28	W	91	75	Rochester
11/03	W	75	73	at St. Louis
11/04	L	76	78	St. Louis
11/10	L	76	90	at Rochester
11/11	L	83	94	Boston
11/15	L	96	103	Minneapolis
11/17	L	96	109	at Philadelphia
11/18	W	99	97	Philadelphia
11/20	L	81	104	at St. Louis
11/22	L	78	111	at Minneapolis
11/24	L	99	114	at Boston
11/27	L	82	90	vs. Rochester
11/29	L	87	92	Ft. Wayne
12/01	L	100	117	at New York
12/02	W	110	100	New York
12/04	W	97	96	*at Fort Wayne
12/06	L	92	104	at Ft. Wayne
12/07	L	97	105	vs. Ft. Wayne
12/09	W	116	110	Boston
12/15	L	108	117	Philadelphia
12/16	W	101	91	St. Louis
12/23	W	107	97	Minneapolis
12/25	L	93	98	at Rochester
12/27	L	95	102	at St. Louis
12/29	W	104	103	*at Philadelphia
12/30	L	92	105	at Boston
01/01	W	106	102	New York
01/03	L	111	126	at New York
01/04	W	116	106	vs. Boston
01/06	W	128	123	Philadelphia
01/09	L	86	93	at Minneapolis
01/10	L	110	118	Minneapolis
01/12	W	97	88	at Rochester
01/13	W	91	85	Rochester
01/17	W	108	103	at Philadelphia
01/18	L	94	96	vs. Philadelphia
01/19	L	96	104	St. Louis
01/20	W	101	98	Ft. Wayne
01/22	L	88	90	at New York
01/23	L	108	140	at Boston
01/24	W	115	97	New York
01/26	W	99	95	at Rochester
01/27	W	94	93	Minneapolis
01/28	W	112	96	vs. Minneapolis
01/30	W	119	116	at Boston
01/31	W	105	104	Boston
02/02	L	100	107	at Philadelphia
02/03	W	104	95	Ft. Wayne
02/05	L	101	105	vs. Boston
02/06	L	100	119	vs. New York
02/07	W	112	110	St. Louis
02/09	W	101	89	at New York
02/10	W	102	100	New York
02/11	L	101	107	at St. Louis
02/14	L	95	104	Rochester
02/17	W	116	106	Boston
02/21	W	92	86	Philadelphia
02/23	W	103	101	at Minneapolis
02/24	W	109	93	Rochester
02/25	L	102	108	at Ft. Wayne
02/26	W	120	108	at Minneapolis
02/27	W	108	93	vs. St. Louis
02/28	W	123	112	Ft. Wayne
03/02	L	85	98	at Philadelphia
03/03	W	112	86	Philadelphia
03/05	W	99	92	at New York
03/06	L	93	100	New York
03/07	L	94	99	vs. New York
03/09	W	104	102	Boston
03/10	W	94	92	at Boston
03/13	L	81	114	at Ft. Wayne

** denotes overtime*
*** denotes double-overtime*

1957-1958 SEASON STATISTICS

RECORD: 41-31 (.569) **HOME: 26-5** **AWAY: 9-21** **NEUTRAL: 6-5** **2ND EASTERN DIVISION**

PLAYER	G	MIN	FG-FGA	PCT	FT-FTA	PCT	REB	AST	PF-DQ	PTS	AVG
Schayes	72	2918	581-1458	.398	629-696	.904	1022	224	244-6	1791	24.9
Kerr	72	2384	407-1020	.399	280-422	.664	963	88	197-4	1094	15.2
Conlin	60	1871	343-877	.391	215-270	.796	436	133	168-2	901	15.0
Costello	72	2746	378-888	.426	320-378	.847	378	317	246-3	1076	14.9
Palazzi	67	1001	228-579	.394	123-171	.719	243	42	125-0	579	8.6
Bianchi	69	1421	215-625	.344	140-205	.683	221	114	188-4	570	8.3
Hopkins	69	1224	221-554	.399	123-161	.764	392	45	162-5	565	8.2
Harrison	72	1799	210-604	.348	97-122	.795	166	169	200-1	517	7.2
Lloyd	61	1045	119-359	.331	79-106	.745	287	60	179-3	317	5.2
Holup*	53	740	91-278	.327	71-94	.755	221	36	99-2	253	4.8
Seymour	64	763	107-315	.340	53-63	.841	107	93	88-0	267	4.2
NATIONALS	**72**	**—**	**2823-7336**	**.385**	**2075-2617**	**.793**	**4895**	**1298**	**1820-28**	**7721**	**107.2**
OPPONENTS	**72**	**—**	**—**	**—**	**—**	**—**	**—**	**—**	**—**	**7564**	**105.1**

** Holup played with Syracuse (16 games) and Detroit (37 games)*

1957-1958 GAME-BY-GAME RESULTS

DATE	W/L	NATS	OPP	TEAM
10/25	W	103	85	Philadelphia
10/26	L	100	110	at Cincinnati
11/01	W	113	100	Minneapolis
11/02	L	83	107	at Boston
11/03	L	95	113	vs. Boston
11/05	L	101	115	at St. Louis
11/08	L	99	104	New York
11/14	W	97	94	at Philadelphia
11/15	W	91	86	St. Louis
11/16	L	101	118	at St. Louis
11/17	W	110	98	at Minneapolis
11/22	L	98	102	Cincinnati
11/23	W	119	115	at New York
11/27	W	92	87	Philadelphia
11/28	L	98	102	at Philadelphia
11/30	L	112	118	at Boston
12/01	W	118	109	Boston
12/03	W	119	96	vs. Philadelphia
12/06	W	118	91	Detroit
12/07	L	113	121	at Minneapolis
12/10	W	114	104	vs. Minneapolis
12/11	L	95	110	at Minneapolis
12/14	W	104	100	vs. Cincinnati
12/15	W	109	83	Cincinnati
12/17	L	117	123	at New York
12/20	W	122	113	at Cincinnati
12/21	L	136	146	vs. St. Louis
12/22	W	119	93	Detroit
12/25	W	134	130	*New York
12/26	W	104	100	vs. Cincinnati
12/28	L	111	117	at Detroit
12/29	W	105	97	Philadelphia
01/01	W	120	109	Minneapolis
01/02	L	98	131	vs. New York
01/04	W	115	106	Boston
01/05	W	111	96	at Philadelphia
01/08	L	107	109	at Detroit
01/09	W	127	122	Minneapolis
01/11	L	100	105	at Cincinnati
01/12	W	135	109	Detroit
01/16	W	112	96	St. Louis
01/17	L	99	120	at Boston
01/18	L	120	123	at New York
01/19	W	112	108	New York
01/22	L	109	115	Cincinnati
01/23	W	101	88	at Philadelphia
01/25	W	112	100	Boston
01/26	L	95	118	at Boston
01/28	W	110	102	at New York
01/30	L	83	87	vs. Detroit
02/01	W	97	91	at Minneapolis
02/02	W	102	100	at St. Louis
02/04	L	113	118	at Detroit
02/07	W	105	102	vs. New York
02/08	L	102	103	St. Louis
02/09	W	123	98	Boston
02/11	W	84	76	vs. Boston
02/12	L	101	119	at Boston
02/13	W	108	98	Philadelphia
02/16	W	113	105	Cincinnati
02/18	L	98	120	at Detroit
02/19	W	116	110	New York
02/20	L	97	110	vs. Philadelphia
02/22	L	112	115	at New York
02/23	W	101	92	St. Louis
02/26	W	119	90	Minneapolis
02/27	L	91	97	at Philadelphia
03/02	L	100	107	Boston
03/05	W	102	91	New York
03/07	L	100	102	at St. Louis
03/09	W	111	90	Detroit
03/12	W	110	99	Philadelphia

** denotes overtime*

YEAR-BY-YEAR

1958-1959 SEASON STATISTICS

RECORD: 35-37 (.486) **HOME: 19-12** **AWAY: 12-17** **NEUTRAL: 4-8** **3RD EASTERN DIVISION**

PLAYER	G	MIN	FG-FGA	PCT	FT-FTA	PCT	REB	AST	PF-DQ	PTS	AVG
Schayes	72	2645	504-1304	.387	526-609	.864	962	178	280-9	1534	21.3
Yardley*	61	1839	446-1042	.428	317-407	.779	431	65	159-2	1209	19.8
Kerr	72	2671	502-1139	.441	281-367	.766	1008	142	183-1	1285	17.8
Costello	70	2750	414-948	.437	280-349	.802	365	379	263-7	1108	15.8
Conlin**	72	1955	329-891	.369	197-274	.719	394	132	188-6	855	11.9
Greer	68	1625	308-679	.454	137-176	.778	196	101	189-1	753	11.1
Bianchi	72	1779	285-756	.377	149-206	.723	199	159	260-8	719	10.0
Hopkins	67	1518	246-611	.403	176-234	.752	436	67	181-5	668	10.0
Palazzi	71	1053	240-612	.392	115-158	.728	266	67	174-5	595	8.4
Dempsey***	57	694	92-215	.428	81-106	.764	160	68	95-0	265	4.6
Dierking, Connie	64	726	105-260	.404	83-140	.593	233	34	148-2	293	4.6
Seymour	21	266	32-98	.327	26-29	.897	39	36	25-0	90	4.3
Kearns	1	7	1-1	1.000	0-0	.000	0	0	1-0	2	2.0
NATIONALS	**72**	**—**	**3050-7490**	**.407**	**2046-2642**	**.774**	**4900**	**1340**	**1961-44**	**8146**	**113.1**
OPPONENTS	**72**	**—**	**—**	**—**	**—**	**—**	**—**	**—**	**—**	**7855**	**109.1**

** Yardley played with Detroit (46 games) and Syracuse (15 games)*
*** Conlin played with Detroit (15 games) and Syracuse (57 games)*
**** Dempsey played with Philadelphia (23 games) and Syracuse (34 games)*

1958-1959 GAME-BY-GAME RESULTS

DATE	W/L	NATS	OPP	TEAM
10/19	W	103	94	Detroit
10/25	L	109	110	Philadelphia
11/01	W	130	108	Cincinnati
11/05	L	115	117	Boston
11/08	W	103	98	at Philadelphia
11/09	W	101	97	Minneapolis
11/12	W	116	115	at Cincinnati
11/14	W	111	109	at Detroit
11/15	L	92	96	New York
11/18	W	120	94	at St. Louis
11/20	L	102	121	at Minneapolis
11/22	L	99	114	at New York
11/23	L	107	110	at Philadelphia
11/26	L	107	112	St. Louis
11/27	L	98	107	at St. Louis
11/28	L	93	101	at Detroit
11/29	L	105	108	Minneapolis
12/04	L	114	116	vs. Boston
12/06	W	101	92	at Boston
12/07	W	108	104	Boston
12/09	W	106	90	vs. Philadelphia
12/10	W	97	94	at Cincinnati
12/11	W	101	99	*at Minneapolis
12/13	W	115	110	Philadelphia
12/14	W	101	95	at Detroit
12/16	L	104	108	vs. Boston
12/20	L	120	121	*Cincinnati
12/21	L	94	108	at New York
12/27	L	102	106	New York
12/29	L	105	107	at Boston
12/30	L	113	118	vs. Minneapolis
01/01	L	105	106	Minneapolis
01/02	W	117	107	at Philadelphia
01/04	W	118	94	Detroit
01/06	L	108	118	at New York
01/07	W	111	99	Philadelphia
01/08	W	145	138	***at Cincinnati
01/11	W	127	110	Cincinnati
01/14	W	119	104	vs. Philadelphia
01/15	W	111	105	Minneapolis
01/16	L	89	102	at St. Louis
01/18	L	118	120	New York
01/21	W	134	112	Boston
01/24	W	123	102	Cincinnati
01/25	L	104	109	at Cincinnati
01/27	W	121	107	at Detroit
01/28	L	109	112	at Minneapolis
01/29	W	117	91	vs. Minneapolis
01/31	L	117	119	vs. New York
02/01	L	137	139	*at Boston
02/03	L	114	115	at New York
02/04	L	11	113	St. Louis
02/05	L	98	111	vs. New York
02/06	W	122	103	vs. Detroit
02/08	W	113	104	New York
02/09	L	94	99	vs. St. Louis
02/11	L	114	118	*Detroit
02/14	L	121	124	at Boston
02/15	W	121	101	Philadelphia
02/19	W	113	105	Boston
02/21	L	112	113	at Philadelphia
02/22	W	139	108	Detroit
02/24	L	109	113	vs. Cincinnati
02/26	W	130	111	St. Louis
02/27	L	113	128	at St. Louis
03/01	W	140	115	New York
03/03	W	127	120	at New York
03/04	L	114	120	at Boston
03/05	W	142	118	Boston
03/06	L	114	118	vs. Philadelphia
03/08	W	133	103	Philadelphia
03/11	L	130	132	*St. Louis

** denotes overtime*
**** denotes double-overtime*

1959-1960 SEASON STATISTICS

RECORD: 45-30 (.600) **HOME: 26-4** **AWAY: 11-19** **NEUTRAL: 8-7** **3RD EASTERN DIVISION**

PLAYER	G	MIN	FG-FGA	PCT	FT-FTA	PCT	REB	AST	PF-DQ	PTS	AVG
Schayes	75	2741	578-1440	.401	533-597	.893	959	256	263-10	1689	22.5
Yardley	73	2402	546-1205	.453	381-467	.816	579	122	227-3	1473	20.2
Kerr	75	2372	436-1111	.392	233-310	.752	913	167	207-4	1105	14.7
Costello	71	2469	372-822	.453	249-289	.862	388	449	234-4	993	14.0
Greer	70	1979	388-815	.476	148-189	.783	303	188	208-4	924	13.2
Barnett	57	1235	289-701	.412	128-180	.711	155	160	98-0	706	12.4
Selvy*	62	1308	205-521	.393	153-208	.736	175	111	101-1	563	9.1
Hopkins	75	1616	257-660	.389	136-174	.782	465	55	193-4	650	8.7
Bianchi	69	1256	211-576	.366	109-155	.703	179	169	231-5	531	7.7
Dierking	71	1119	192-526	.365	108-188	.574	456	54	168-4	492	6.9
Cable*	57	715	109-290	.376	44-67	.657	225	39	93-1	262	4.6
Palazzi	7	70	13-41	.317	4-8	.500	14	3	7-0	30	4.3
Ray	4	21	1-6	.167	0-0	.000	0	2	3-0	2	0.5
Seymour	4	7	0-4	.000	0-0	.000	1	0	1-0	0	0.0
NATIONALS	**75**	**—**	**3406-8135**	**.419**	**2105-2687**	**.783**	**5404**	**1776**	**1940-39**	**8917**	**118.9**
OPPONENTS	**75**	**—**	**—**	**—**	**—**	**—**	**—**	**—**	**—**	**8730**	**116.4**

** Selvy played with Minneapolis (43 games) and Syracuse (19 games)*
*** Cable played with Detroit (7 games) and Syracuse (50 games)*

1959-1960 GAME-BY-GAME RESULTS

DATE	W/L	NATS	OPP	TEAM
10/24	L	109	121	Boston
10/28	L	102	117	at Detroit
10/30	W	136	127	at Cincinnati
10/31	W	117	108	Minneapolis
11/04	L	113	124	at Philadelphia
11/07	L	101	103	vs. Cincinnati
11/08	W	118	107	Detroit
11/12	W	113	104	at New York
11/14	W	116	108	New York
11/17	W	121	116	vs. Cincinnati
11/18	W	138	103	Boston
11/20	L	101	114	at Boston
11/21	W	116	107	Philadelphia
11/22	L	103	114	vs. Philadelphia
11/24	W	120	107	at New York
11/25	W	100	93	at Minneapolis
11/26	L	95	112	at St. Louis
11/28	W	111	105	at Cincinnati
12/01	L	101	106	vs. St. Louis
12/02	W	130	121	St. Louis
12/05	W	108	95	Minneapolis
12/09	W	93	89	vs. Minneapolis
12/10	L	86	96	vs. Minneapolis
12/11	L	121	152	at New York
12/13	W	150	121	Philadelphia
12/16	W	116	113	New York
12/19	L	112	120	at Detroit
12/20	L	127	132	Boston
12/25	L	121	129	vs. Philadelphia
12/26	W	117	104	St. Louis
12/28	L	106	120	at St. Louis
12/30	W	131	127	at Cincinnati
01/01	W	109	98	at Minneapolis
01/03	W	114	113	Boston
01/04	L	120	127	at Boston
01/05	W	145	143	*vs. Boston
01/07	W	132	114	Cincinnati
01/08	W	118	107	vs. Detroit
01/09	L	112	119	at Philadelphia
01/10	W	108	103	Detroit
01/12	W	127	120	vs. Boston
01/13	L	131	132	*vs. Philadelphia
01/14	W	119	112	St. Louis
01/15	L	140	141	*at St. Louis
01/17	W	129	117	New York
01/20	L	123	129	Philadelphia
01/23	L	121	130	at Boston
01/24	L	110	131	Boston
01/26	L	114	121	vs. Detroit
01/27	W	144	108	at Detroit
01/29	W	119	112	at Minneapolis
01/31	L	110	117	at St. Louis
02/02	W	119	102	at New York
02/04	W	137	110	Philadelphia
02/05	L	100	124	at Boston
02/06	L	126	129	at Philadelphia
02/07	W	135	112	Cincinnati
02/09	W	117	111	vs. Cincinnati
02/10	W	110	109	vs. Minneapolis
02/11	W	116	109	New York
02/14	W	121	119	Minneapolis
02/16	L	116	125	at New York
02/17	L	116	123	at Philadelphia
02/18	W	136	122	Philadelphia
02/20	W	126	121	vs. New York
02/21	W	122	120	Detroit
02/23	L	133	135	at Cincinnati
02/24	L	110	128	at Detroit
02/25	W	110	105	St. Louis
02/27	W	114	111	New York
03/01	W	124	121	at New York
03/03	W	149	108	Boston
03/05	W	132	115	New York
03/06	L	117	126	at Boston
03/09	W	137	126	Philadelphia

** denotes overtime*

YEAR-BY-YEAR

1960-1961 SEASON STATISTICS

RECORD: 38-41 (.481) **HOME: 19-9** **AWAY: 8-21** **NEUTRAL: 11-11** **3RD EASTERN DIVISION**

PLAYER	G	MIN	FG-FGA	PCT	FT-FTA	PCT	REB	AST	PF-DQ	PTS	AVG
Schayes	79	3007	594-1595	.372	680-783	.868	960	296	296-9	1868	23.6
Greer	79	2763	623-1381	.451	305-394	.774	455	302	242-0	1551	19.6
Barnett	78	2070	540-1194	.452	240-337	.712	283	218	169-0	1320	16.9
Costello	75	2167	407-844	.482	270-338	.799	292	413	286-9	1084	14.5
Gambee	79	2090	397-947	.419	291-352	.827	581	101	276-6	1085	13.7
Kerr	79	2676	419-1056	.397	218-299	.729	951	199	230-4	1056	13.4
Cable	75	1642	266-574	.463	73-108	.676	469	85	246-1	605	8.1
Bianchi	52	667	118-342	.345	60-87	.690	105	93	137-5	296	5.7
Halbrook	79	1131	155-463	.335	76-140	.543	550	31	262-9	386	4.9
Roberts	68	800	130-351	.370	62-104	.596	243	43	125-0	322	4.7
Ramsey, Cal	2	27	2-11	.182	2-4	.500	7	3	7-0	6	3.0
Beck, Ernie *	10	82	10-29	.345	6-7	.857	23	15	10-0	26	2.6
NATIONALS	**79**	**—**	**3654-8746**	**.418**	**2278-2948**	**.773**	**5726**	**1824**	**2279-43**	**9586**	**121.3**
OPPONENTS	**79**	**—**	**—**	**—**	**—**	**—**	**—**	**—**	**—**	**9416**	**119.2**

** Beck played with St. Louis (7 games) and Syracuse (3 games)*

1960-1961 GAME-BY-GAME RESULTS

DATE	W/L	NATS	OPP	TEAM
10/22	L	123	133	Philadelphia
10/25	L	100	123	at St. Louis
10/27	L	140	143	*at Cincinnati
10/29	W	125	118	Los Angeles
11/05	L	110	112	at Los Angeles
11/06	L	113	119	vs. Los Angeles
11/11	L	108	112	at New York
11/12	W	128	117	New York
11/16	W	124	87	Cincinnati
11/17	W	106	105	at Philadelphia
11/19	L	94	114	Boston
11/23	L	115	122	at Detroit
11/24	L	97	132	at St. Louis
11/26	L	110	129	at Boston
11/29	W	129	105	vs. Cincinnati
11/30	W	135	126	vs. St. Louis
12/01	W	137	126	at Cincinnati
12/03	W	130	113	New York
12/06	L	107	113	vs. Philadelphia
12/07	W	142	134	at Boston
12/09	L	118	131	vs. St. Louis
12/10	W	117	107	at Detroit
12/11	W	132	121	Philadelphia
12/13	W	107	105	vs. Cincinnati
12/15	L	105	115	vs. Boston
12/18	L	103	104	at St. Louis
12/20	L	112	122	at New York
12/25	W	162	100	New York
12/26	L	112	133	at St. Louis
12/27	L	124	129	at Cincinnati
12/28	W	115	113	Los Angeles
12/30	L	112	121	vs. Detroit
01/01	L	96	113	Boston
01/02	L	125	126	vs. Cincinnati
01/03	W	129	104	New York
01/04	L	126	134	Cincinnati
01/05	L	127	139	at Philadelphia
01/07	L	117	120	vs. New York
01/08	W	128	115	Detroit
01/11	W	133	128	St. Louis
01/12	L	118	124	*vs. Boston
01/13	W	106	105	vs. New York
01/15	W	116	113	Philadelphia
01/18	W	129	118	vs. Philadelphia
01/21	W	127	124	Boston
01/22	W	112	109	vs. Los Angeles
01/24	L	107	116	at Los Angeles
01/25	L	112	117	at Los Angeles
01/27	W	138	126	at Cincinnati
01/29	L	108	125	at St. Louis
01/31	W	122	106	at New York
02/01	L	113	122	Philadelphia
02/03	L	118	121	at Detroit
02/04	L	104	111	vs. Detroit
02/05	W	129	115	Cincinnati
02/08	W	130	108	Boston
02/09	W	136	126	at Philadelphia
02/11	W	141	111	vs. Detroit
02/12	W	148	122	Detroit
02/15	L	127	129	*at New York
02/16	W	132	120	New York
02/17	W	115	113	vs. Detroit
02/18	W	129	110	vs. Philadelphia
02/19	L	106	116	Boston
02/20	W	126	121	vs. Los Angeles
02/21	W	123	118	vs. Detroit
02/23	W	144	116	St. Louis
02/24	L	128	144	at Boston
02/26	W	126	110	New York
03/01	W	149	128	Philadelphia
03/02	L	110	114	vs. Los Angeles
03/03	L	116	123	vs. Philadelphia
03/04	L	115	116	at Philadelphia
03/05	L	114	125	Los Angeles
03/07	L	113	114	at New York
03/08	L	127	136	at Boston
03/09	W	129	119	St. Louis
03/11	L	116	126	at Boston
03/12	L	134	136	*Boston

** denotes overtime*

1961-1962 SEASON STATISTICS

RECORD: 41-39 (.513) **HOME: 18-10** **AWAY: 11-19** **NEUTRAL: 12-10** **3RD EASTERN DIVISION**

PLAYER	G	MIN	FG-FGA	PCT	FT-FTA	PCT	REB	AST	PF-DQ	PTS	AVG
Greer	71	2705	644-1442	.447	331-404	.819	524	313	252-2	1619	22.8
Shaffer	75	2083	514-1180	.436	239-310	.771	511	99	266-6	1267	16.9
Gambee	80	2301	477-1126	.424	384-470	.817	631	114	275-10	1338	16.7
Kerr	80	2768	541-1220	.443	222-302	.735	1176	243	272-7	1304	16.3
Schayes	56	1480	268-751	.357	286-319	.897	439	120	167-4	822	14.7
Costello	63	1854	310-726	.427	247-295	.837	245	359	220-5	867	13.8
Bianchi	80	1925	336-847	.397	154-221	.697	281	263	232-5	826	10.3
Roberts	80	1642	243-619	.393	129-194	.665	538	50	230-4	615	7.7
Halbrook	64	908	152-422	.360	96-151	.636	399	33	179-7	400	6.3
Neumann	77	1265	172-401	.429	133-172	.773	194	176	203-3	477	6.2
Graboski*	38	468	77-221	.348	39-65	.600	154	28	62-0	193	5.1
Osborne	4	21	1-8	.125	3-4	.750	9	1	3-0	5	1.3
NATIONALS	**80**	**—**	**3706-8885**	**.417**	**2246-2890**	**.777**	**5759**	**1791**	**2344-53**	**9568**	**119.6**
OPPONENTS	**80**	**—**	**—**	**—**	**—**	**—**	**—**	**—**	**—**	**9473**	**118.4**

** Graboski played with St. Louis (3 games), Chicago (12 games) and Syracuse (23 games)*

1961-1962 GAME-BY-GAME RESULTS

DATE	W/L	NATS	OPP	TEAM
10/21	W	123	103	Chicago
10/26	L	107	110	vs. St. Louis
10/27	W	126	122	at Philadelphia
10/28	L	113	119	Philadelphia
10/29	L	132	139	at Cincinnati
10/31	W	107	99	at St. Louis
11/03	L	94	106	St. Louis
11/04	L	107	127	at Boston
11/09	L	108	151	at Philadelphia
11/11	W	135	109	New York
11/14	L	115	119	vs. Cincinnati
11/15	W	114	102	vs. New York
11/18	W	148	130	Philadelphia
11/22	L	109	110	vs. New York
11/23	W	117	99	vs. Cincinnati
11/24	L	125	127	Cincinnati
11/25	L	108	141	at St. Louis
11/28	W	121	111	vs. Los Angeles
11/29	W	136	122	at Cincinnati
12/01	L	100	118	at New York
12/02	W	132	118	Chicago
12/04	L	120	131	at Los Angeles
12/05	L	120	125	vs. Los Angeles
12/06	L	121	123	*at Los Angeles
12/08	L	111	123	at Boston
12/09	L	102	106	Boston
12/12	W	126	124	at New York
12/13	L	126	136	Cincinnati
12/14	L	125	136	at Philadelphia
12/16	W	128	123	vs. Los Angeles
12/19	W	124	111	vs. Detroit
12/25	L	122	127	Boston
12/26	L	111	118	vs. Philadelphia
12/27	L	111	119	vs. Los Angeles
12/28	L	114	121	Los Angeles
12/30	W	109	108	Detroit
01/01	W	110	106	at Cincinnati
01/02	W	127	102	at Chicago
01/05	L	135	138	*vs. Detroit
01/06	W	120	102	Chicago
01/07	W	123	116	at New York
01/09	W	129	120	at Philadelphia
01/10	W	134	122	St. Louis
01/13	W	127	117	vs. Boston
01/14	W	141	118	New York
01/18	W	118	111	vs. Chicago
01/19	L	103	128	at Boston
01/20	L	101	107	Boston
01/21	L	132	139	*vs. Philadelphia
01/23	L	107	115	at St. Louis
01/24	L	102	111	at Detroit
01/25	L	100	101	vs. Detroit
01/27	W	107	102	at Chicago
01/28	L	131	139	at Cincinnati
01/31	W	138	109	New York
02/02	W	135	101	vs. St. Louis
02/03	W	134	112	Philadelphia
02/04	L	117	128	at Philadelphia
02/06	W	127	123	vs. Chicago
02/08	W	122	110	Boston
02/09	L	111	120	at New York
02/11	W	132	116	Detroit
02/15	L	121	126	at Chicago
02/16	W	132	106	vs. Chicago
02/17	W	136	127	vs. Chicago
02/18	W	141	126	New York
02/21	W	150	109	Philadelphia
02/22	L	106	134	vs. Boston
02/23	L	107	121	at Boston
02/24	W	120	117	vs. New York
02/25	L	106	110	Boston
02/27	W	130	120	at New York
03/01	W	137	108	Cincinnati
03/03	W	128	114	at Detroit
03/04	L	115	124	Los Angeles
03/07	W	129	126	St. Louis
03/10	W	128	111	Detroit
03/11	W	149	130	Philadelphia
03/13	L	110	142	at Boston
03/14	L	102	105	at Detroit

** denotes overtime*

YEAR-BY-YEAR

1962-1963 SEASON STATISTICS

RECORD: 45-30 (.600) **HOME: 26-4** **AWAY: 11-19** **NEUTRAL: 12-8** **2ND EASTERN DIVISION**

PLAYER	G	MIN	FG-FGA	PCT	FT-FTA	PCT	REB	AST	PF-DQ	PTS	AVG
Greer, Hal	80	2631	600-1293	.464	362-434	.834	457	275	286-4	1562	19.5
Shaffer, Lee	80	2392	597-1393	.429	294-375	.784	524	97	249-5	1488	18.6
Kerr, Red	80	2561	507-1069	.474	241-320	.753	1039	214	208-3	1255	15.7
Walker, Chet	78	1992	352-751	.469	253-362	.699	561	83	220-3	957	12.3
Gambee, Dave	60	1234	235-537	.438	199-238	.836	289	48	190-2	669	11.2
Costello, Larry	78	2066	285-660	.432	288-327	.881	237	334	263-4	858	11.0
Schayes, Dolph	66	1438	223-575	.388	181-206	.879	375	175	177-2	627	9.5
Chappell, Len	80	1241	281-604	.465	148-238	.622	461	56	171-1	710	8.9
Bianchi, Al	61	1159	202-476	.424	120-164	.732	134	170	165-2	524	8.6
Neumann, Paul	80	1581	237-503	.471	181-222	.815	200	227	221-5	655	8.2
Roberts, Joe	33	466	73-196	.372	35-51	.686	155	16	66-1	181	5.5
Warley, Ben	26	206	50-111	.450	25-35	.714	86	4	42-1	125	4.8
Meriwether, Porter	31	268	48-122	.393	23-33	.697	29	43	19-0	119	3.8
NATIONALS	**80**	**—**	**3690-8300**	**.445**	**2350-3005**	**.782**	**5511**	**1842**	**2179-33**	**9730**	**121.6**
OPPONENTS	**80**	**—**	**—**	**—**	**—**	**—**	**—**	**—**	**—**	**9247**	**115.6**

** Beck played with St. Louis (7 games) and Syracuse (3 games)*

1962-1963 GAME-BY-GAME RESULTS

DATE	W/L	NATS	OPP	TEAM
10/20	W	108	102	Los Angeles
10/23	W	123	119	at New York
10/26	W	130	112	Chicago
10/27	L	98	118	at Boston
10/31	W	126	108	vs. St. Louis
11/03	W	130	111	Cincinnati
11/09	W	101	93	St. Louis
11/14	L	120	125	at Cincinnati
11/15	W	120	98	vs. Los Angeles
11/16	W	113	105	Boston
11/17	L	107	113	at St. Louis
11/18	W	110	107	vs. Chicago
11/21	W	122	120	at Detroit
11/22	W	130	120	vs. Boston
11/23	L	110	116	at New York
11/24	W	137	126	New York
11/27	L	105	120	at St. Louis
11/29	W	112	85	at Chicago
11/30	L	117	130	at Cincinnati
12/01	L	110	129	at Boston
12/04	L	129	130	vs. Detroit
12/07	W	149	129	vs. Chicago
12/08	W	102	97	Boston
12/09	W	117	114	vs. Los Angeles
12/11	L	124	136	at San Francisco
12/12	L	120	126	at Los Angeles
12/16	W	144	137	at San Francisco
12/17	L	114	121	at Los Angeles
12/19	L	120	129	at Cincinnati
12/22	L	118	123	San Francisco
12/25	W	123	111	at New York
12/27	W	128	92	New York
12/28	L	117	124	vs. San Francisco
12/29	L	123	132	Los Angeles
01/02	W	120	95	St. Louis
01/03	L	115	123	vs. New York
01/05	W	136	117	vs. Cincinnati
01/06	W	114	102	Chicago
01/08	W	119	116	vs. Cincinnati
01/09	L	112	116	Cincinnati
01/11	L	117	134	at Boston
01/12	L	115	146	vs. Detroit
01/13	W	148	114	Detroit
01/19	W	149	148	*Boston
01/22	L	93	113	vs. St. Louis
01/23	L	94	104	at Chicago
01/25	L	114	122	vs. Los Angeles
01/26	W	116	110	at San Francisco
01/27	W	119	110	at San Francisco
01/29	L	105	123	at St. Louis
01/31	W	112	100	St. Louis
02/01	W	125	111	at Boston
02/02	W	117	113	vs. Cincinnati
02/03	L	115	125	Cincinnati
02/05	W	120	100	at New York
02/06	W	126	109	Boston
02/08	W	162	135	at Detroit
02/09	W	122	116	vs. New York
02/10	W	139	115	San Francisco
02/12	L	100	128	at St. Louis
02/13	L	122	124	vs. Cincinnati
02/14	W	136	117	Chicago
02/15	L	114	123	vs. Boston
02/17	W	143	124	Detroit
02/19	W	118	110	vs. Chicago
02/20	W	128	109	Cincinnati
02/21	L	91	108	at Chicago
02/22	L	117	126	at Detroit
02/24	W	143	126	New York
02/27	W	122	111	Los Angeles
02/28	W	132	124	vs. New York
03/02	W	152	128	Detroit
03/03	W	127	123	at Detroit
03/05	W	131	121	at New York
03/07	W	129	118	New York
03/10	W	163	148	San Francisco
03/12	W	130	106	at Chicago
03/13	L	114	128	at Cincinnati
03/16	L	121	125	Boston
03/17	L	116	125	at Boston

** denotes overtime*

1963-1964 SEASON STATISTICS

RECORD 34-46 (.425) **HOME: 18-12** **AWAY 12-22** **NEUTRAL: 4-12** **3RD EASTERN DIVISION**

PLAYER	G	MIN	FG-FGA	PCT	FT-FTA	PCT	REB	AST	PF-DQ	PTS	AVG
Greer	80	3157	715-1611	.444	435-525	.829	484	374	291-6	1865	23.3
Walker	76	2775	492-1118	.440	330-464	.711	784	124	232-3	1314	17.3
Kerr	80	2938	536-1250	.429	268-357	.751	1017	275	187-2	1340	16.8
Shaffer	41	1013	217-587	.370	102-133	.767	205	36	116-1	536	13.1
Costello	45	1137	191-408	.468	147-170	.865	105	167	150-3	529	11.8
Neumann	74	1973	324-732	.443	210-266	.789	246	291	211-1	858	11.6
Gambee	41	927	149-378	.394	151-185	.816	256	35	161-6	449	11.0
Warley	79	1740	215-494	.435	220-305	.721	619	71	274-5	650	8.2
Bianchi	78	1437	257-684	.376	109-141	.773	147	149	248-6	623	8.0
Dierking	76	1286	191-514	.372	114-169	.675	422	50	221-3	496	6.5
Schayes	24	350	44-143	.308	46-57	.807	110	48	76-3	134	5.6
Greenspan	20	280	32-90	.356	34-50	.680	72	11	54-0	98	4.9
White	23	196	31-105	.295	17-28	.607	42	12	28-0	79	3.4
Chappell	1	16	0-2	.000	1-1	1.000	4	0	2-0	1	1.0
76ERS	**80**	**19225**	**3394-8116**	**.418**	**2184-2851**	**.766**	**4513**	**1643**	**2251-39**	**8972**	**112.2**
OPPONENTS	**80**	**19217**	**3590-8138**	**.441**	**2143-2969**	**.722**	**5328**	**1844**	**2237-36**	**9323**	**116.5**

1963-1964 GAME-BY-GAME RESULTS

DATE	W/L	PHI	OPP	TEAM
10/16	W	117	115	at Detroit
10/19	L	121	124	Detroit
10/25	L	112	136	New York
10/26	L	101	109	at New York
10/30	W	111	108	at Baltimore
11/01	L	102	119	Boston
11/02	L	99	128	at St. Louis
11/03	L	93	95	Cincinnati at Dayton
11/06	L	101	119	at Detroit
11/08	W	108	106	St. Louis
11/09	L	100	116	at Baltimore
11/12	W	106	102	*San Francisco
11/15	W	99	97	Los Angeles
11/20	W	118	101	New York
11/26	W	115	113	Baltimore
11/28	L	110	125	Cincinnati
11/29	L	78	112	Boston at Prov.
11/30	W	132	125	at New York
12/01	W	132	121	Detroit at Cleveland
12/05	L	103	106	St. Louis
12/07	L	120	129	at St. Louis
12/08	W	126	116	at Cincinnati
12/10	L	103	113	St. Louis at N.Y.
12/11	W	113	103	New York
12/13	L	84	111	Boston
12/14	W	123	119	at New York
12/18	L	96	116	at Los Angeles
12/20	W	114	112	at San Francisco
12/21	L	113	126	at Los Angeles
12/22	L	104	118	at San Francisco
12/26	W	118	112	San Francisco
12/27	W	119	107	Detroit at Hershey
12/28	W	114	100	Los Angeles
01/03	W	132	110	Cincinnati
01/04	W	123	113	at Baltimore
01/05	L	118	142	New York
01/07	L	110	130	Cincinnati at Colum.
01/08	L	110	126	Cincinnati at Syra.
01/09	W	122	115	St. Louis
01/11	W	115	108	Boston
01/12	L	112	123	at Boston
01/17	L	91	112	San Francisco
01/18	L	111	115	L.A. at Syracuse
01/21	L	121	124	Baltimore at NY
01/22	L	116	124	at Baltimore
01/24	W	134	111	Cincinnati
01/25	W	131	129	at New York
01/26	L	120	131	Baltimore
01/28	L	117	139	San Francisco
01/29	W	102	97	L.A. at Boston
01/31	L	97	114	at Boston
02/01	L	111	119	Boston
02/06	W	128	117	New York
02/07	L	114	126	at Cincinnati
02/08	W	109	101	Los Angeles
02/09	L	109	120	at Boston
02/12	L	115	121	at Baltimore
02/14	W	130	123	Detroit
02/15	L	110	118	at St. Louis
02/16	L	97	114	at Cincinnati
02/18	L	93	103	Boston at Pitt.
02/19	W	130	122	Baltimore
02/21	W	144	119	Boston
02/23	W	114	105	at New York
02/25	L	107	115	St. Louis at NY
02/26	W	130	122	at Detroit
02/28	L	132	134	Cincinnati at Scranton
02/29	L	114	117	Cincinnati
03/01	L	93	108	at Boston
03/03	L	94	108	Boston at Syracuse
03/07	W	130	115	New York
03/08	L	108	140	at New York
03/11	W	124	111	at St. Louis
03/12	L	111	128	at Cincinnati
03/13	L	122	133	Detroit at Scranton
03/14	W	128	122	Baltimore at Yardley
03/15	L	95	120	at Los Angeles
03/16	W	111	110	at San Francisco
03/17	L	97	121	at Los Angeles
03/18	L	85	89	at San Francisco

** denotes overtime*

YEAR-BY-YEAR

1964-1965 SEASON STATISTICS

RECORD 40-40 (.500) **HOME: 13-12** **AWAY 9-21** **NEUTRAL: 18-7** **3RD EASTERN DIVISION**

PLAYER	G	MIN	FG-FGA	PCT	FT-FTA	PCT	REB	AST	PF-DQ	PTS	AVG
Chamberlain	35	1558	427-808	.528	200-380	.526	780	133	70-0	1054	30.1
Greer	70	2600	539-1245	.433	335-413	.811	355	313	254-7	1413	20.2
Jackson	76	2590	419-1013	.414	288-404	.713	980	93	251-4	1126	14.8
Neumann	40	1100	213-434	.491	148-184	.804	102	139	119-1	574	14.4
Costello	64	1967	309-695	.445	243-277	.877	169	275	242-10	861	13.5
Walker	79	2187	377-936	.403	288-388	.742	528	132	200-2	1042	13.2
Gambee	80	1993	356-864	.412	299-368	.813	468	113	277-7	1011	12.6
Kerr	80	1810	264-714	.370	126-181	.696	551	197	132-1	654	8.2
Dierking	38	729	121-311	.389	54-83	.651	239	42	101-3	296	7.8
Bianchi	60	1116	175-486	.360	54-76	.711	95	140	178-10	404	6.7
Jones	23	359	47-153	.307	37-52	.712	57	40	46-2	131	5.7
Warley	64	900	94-253	.372	124-176	.705	277	53	170-6	312	4.9
Greenspan	5	49	8-13	.615	8-8	1.000	11	0	12-0	24	4.8
Courtin	24	317	42-103	.408	17-21	.810	22	22	44-0	101	4.2
76ERS	**80**	**19275**	**3391-8028**	**.422**	**2221-3011**	**.738**	**4634**	**1692**	**2096-53**	**9003**	**112.5**
OPPONENTS	**80**	**19275**	**3487-8045**	**.433**	**2041-2818**	**.724**	**4859**	**1727**	**2155-39**	**9015**	**112.7**

1964-1965 GAME-BY-GAME RESULTS

DATE	W/L	PHI	OPP	TEAM
10/16	W	125	113	Detroit
10/22	L	135	138	*Baltimore
10/24	L	86	126	at St. Louis
10/25	L	107	109	at Cincinnati
10/27	W	100	81	St. Louis at N. Y.
10/30	L	90	94	at New York
10/31	W	116	105	New York
11/07	W	105	103	Cincinnati
11/10	L	99	110	San Francisco
11/11	W	123	114	at Baltimore
11/12	W	110	109	Boston at New York
11/14	L	102	113	Boston
11/17	L	107	114	at St. Louis
11/18	L	111	124	at Detroit
11/20	L	115	118	St. Louis
11/21	W	108	96	Boston at Prov.
11/25	W	124	93	New York at Boston
11/26	W	128	117	San Francisco
11/27	L	112	133	at Cincinnati
11/28	W	101	93	at Detroit
11/29	W	97	94	at St. Louis
12/01	L	117	118	Los Angeles
12/04	W	119	106	Detroit
12/05	W	125	108	Baltimore at Detroit
12/06	L	104	109	L.A. at Minn.
12/08	W	102	97	Baltimore at NY
12/11	L	109	118	Boston
12/12	L	106	133	at New York
12/13	W	121	115	New York at Syra.
12/14	W	119	112	San Francisco at Pitt.
12/16	L	120	140	at Baltimore
12/18	L	111	117	at San Francisco
12/19	W	140	113	at Los Angeles
12/20	W	113	111	at San Francisco
12/23	L	117	135	at Los Angeles
12/26	L	125	135	Cincinnati
12/30	W	117	115	Los Angeles
01/06	W	121	102	S.F. at Syracuse
01/08	L	107	114	Cincinnati at Dayton
01/09	W	104	102	at St. Louis
01/11	L	90	100	St. Louis at Tulsa
01/14	L	126	138	Baltimore
01/15	L	95	104	at Boston
01/18	W	109	95	Detroit at Cleveland
01/19	L	97	103	Detroit at Toledo
01/21	W	111	102	San Francisco
01/22	W	109	103	*Detroit at Boston
01/23	W	104	100	Boston at Syracuse
01/26	L	105	107	Detroit at New York
01/27	L	98	115	at Boston
01/29	W	118	105	Boston
01/31	W	127	122	Cincinnati
02/02	W	119	105	St. Louis at N.Y.
02/03	W	116	95	New York at Boston
02/04	W	123	119	St. Louis
02/06	W	127	122	Cinc. at Syracuse
02/08	L	98	117	at Los Angeles
02/09	W	132	114	San Francisco at SJ
02/10	W	110	99	at Los Angeles
02/11	L	100	106	at San Francisco
02/13	L	106	108	at Cincinnati
02/18	L	110	117	Los Angeles
02/20	W	111	92	New York at Detroit
02/21	W	107	106	at Baltimore
02/22	W	122	112	Baltimore at Wash.
02/23	L	104	132	at New York
02/24	L	104	106	at Detroit
02/28	L	118	122	L.A. at Syracuse
03/02	L	117	126	Los Angeles at NY
03/03	L	110	124	at St. Louis
03/05	W	110	109	at Cincinnati
03/06	W	103	98	Boston
03/07	L	111	133	at Boston
03/09	L	122	124	*at New York
03/10	L	123	134	New York
03/13	W	131	116	Detroit
03/14	L	126	143	at Baltimore
03/16	L	107	115	San Francisco
03/20	L	122	125	Cincinnati
03/21	W	127	105	Baltimore

** denotes overtime*

1965-1966 SEASON STATISTICS

RECORD: 55-25 (.688) **HOME: 22-3** **AWAY: 20-17** **NEUTRAL: 13-5** **1ST EASTERN DIVISION**

PLAYER	G	MIN	FG-FGA	PCT	FT-FTA	PCT	REB	AST	PF-DQ	PTS	AVG
Chamberlain	79	3737	1074-1990	.540	501-976	.513	1943	414	171-0	2649	33.5
Greer	80	3326	703-1580	.445	413-514	.804	473	384	315-6	1819	22.7
Walker	80	2603	443-982	.451	335-468	.716	636	201	238-3	1221	15.3
Cunningham	80	2134	431-1011	.426	281-443	.634	599	207	301-12	1143	14.3
Jones	80	2196	296-799	.370	128-172	.744	169	273	250-6	720	9.0
Jackson	79	1966	246-614	.401	158-214	.738	676	132	216-2	650	8.2
Gambee	72	1068	168-437	.384	159-187	.850	273	71	189-3	495	6.9
Bianchi	78	1312	214-560	.382	66-98	.673	134	134	232-4	494	6.3
Heyman	6	20	3-9	.333	4-5	.800	4	4	4-0	10	1.7
Ward	66	838	67-189	.354	39-60	.650	89	80	163-3	173	2.6
Warley	1	6	1-3	.333	0-0	---	2	0	1-0	2	2.0
Branson	5	14	1-6	.167	3-4	.750	9	1	4-0	5	1.0
Weiss	7	30	3-9	.333	0-0	---	7	4	10-0	6	0.9
76ERS	**80**	**19250**	**3650-8189**	**.446**	**2087-3141**	**.664**	**5014**	**1905**	**2094-39**	**9387**	**117.3**
OPPONENTS	**80**	**19250**	**3449-8162**	**.423**	**2115-2872**	**.736**	**4786**	**1786**	**2101-42**	**9013**	**112.7**

1965-1966 GAME-BY-GAME RESULTS

DATE	W/L	PHI	OPP	TEAM
10/16	W	133	101	at Baltimore
10/23	W	120	103	Detroit
10/30	W	134	114	Cincinnati
11/03	L	100	110	at Detroit
11/04	L	119	121	San Francisco at NY
11/05	W	133	115	San Francisco
11/06	L	91	101	at Boston
11/09	W	118	110	Los Angeles
11/11	W	109	101	S.F. at Boston
11/12	W	123	114	Boston
11/13	W	127	119	at New York
11/16	W	107	98	St. Louis at NY
11/17	L	115	131	at Cincinnati
11/19	L	124	134	Baltimore
11/20	L	112	117	at Baltimore
11/21	W	110	104	at Los Angeles
11/24	L	124	127	at Los Angeles
11/26	W	132	120	at San Francisco
11/27	W	124	117	at San Francisco
11/30	L	108	129	Baltimore at NY
12/03	W	119	103	at Boston
12/06	W	116	107	L.A at Charlotte
12/08	L	127	129	at Baltimore
12/10	L	114	116	Detroit
12/11	W	135	132	*Cincinnati at Syra.
12/14	L	109	112	at Cincinnati
12/15	W	122	108	at Los Angeles
12/17	W	127	117	at Los Angeles
12/18	W	120	116	*at San Francisco
12/20	L	118	124	at San Francisco
12/26	W	121	107	San Francisco
12/28	W	102	93	Boston
12/29	W	113	112	at Detroit
12/30	L	113	130	at St. Louis
01/02	W	133	122	New York
01/04	W	129	127	at New York
01/06	W	133	127	Baltimore at Syra.
01/07	L	120	126	Los Angeles
01/08	L	105	115	at St. Louis
01/09	W	127	117	at St. Louis
01/12	L	111	129	at Detroit
01/14	W	112	100	Boston
01/16	L	122	137	at Boston
01/18	W	128	117	Baltimore
01/19	W	110	93	Detroit at Boston
01/21	W	109	98	New York
01/23	W	104	98	at St. Louis
01/24	W	110	107	St. Louis at Memphis
01/25	W	110	106	Los Angeles at N.Y.
01/28	W	125	103	Cincinnati
01/30	W	117	98	Detroit
02/02	L	89	96	St. Louis at Greens.
02/05	L	113	120	at New York
02/06	L	99	100	at Boston
02/07	W	132	125	Los Angeles
02/08	L	123	136	at New York
02/09	W	108	91	at Detroit
02/11	W	113	94	Cincinnati
02/12	L	83	85	Boston at Syracuse
02/14	W	149	123	Detroit at Charlotte
02/15	W	121	109	St. Louis at Pitt.
02/17	W	136	121	at Los Angeles
02/19	W	123	119	at San Francisco
02/21	L	107	113	Cincinnati at Dayton
02/22	W	117	112	Detroit at New York
02/23	L	115	119	at Baltimore
02/25	W	130	124	New York
02/26	W	114	98	Baltimore at NY
03/01	L	100	102	at Cincinnati
03/03	W	135	125	San Francisco
03/04	W	107	103	at Cincinnati
03/05	W	102	85	Boston
03/06	W	113	110	at Boston
03/08	W	112	106	St. Louis at N.Y.
03/09	W	123	115	St. Louis
03/12	W	134	126	New York
03/13	W	115	113	at New York
03/17	W	115	106	New York
03/19	W	127	121	Cincinnati
03/20	W	108	104	at Baltimore

** denotes overtime*

YEAR-BY-YEAR

1966-1967 SEASON STATISTICS

RECORD: 68-13 (.840) **HOME: 28-2** **AWAY: 27-9** **NEUTRAL: 14-3** **1ST EASTERN DIVISION**

PLAYER	G	MIN	FG-FGA	PCT	FT-FTA	PCT	REB	AST	PF-DQ	PTS	AVG
Chamberlain	81	3682	785-1150	.683	386-875	.441	1957	630	143-0	1956	24.1
Greer	80	3086	699-1524	.459	367-466	.788	422	303	302-5	1765	22.1
Walker	81	2691	561-1150	.488	445-581	.766	660	188	232-4	1567	19.3
Cunningham	81	2168	556-1211	.459	383-558	.686	589	205	260-2	1495	18.5
Jones	81	2249	423-982	.431	223-266	.838	265	303	246-6	1069	13.2
Jackson	81	2377	386-882	.438	198-261	.759	724	114	276-6	970	12.0
Costello	49	976	130-293	.444	120-133	.902	103	140	141-2	380	7.8
Gambee	63	757	150-345	.435	107-125	.856	197	42	143-5	407	6.5
Melchionni	73	692	138-353	.391	39-60	.650	98	98	73-0	315	4.3
Guokas	69	808	79-203	.389	49-81	.605	83	105	82-0	207	3.0
Weiss	6	29	5-10	.500	2-5	.400	3	10	8-0	12	2.0
76ERS	**81**	**19515**	**3912-8103**	**.483**	**2319-3411**	**.680**	**5101**	**2138**	**1906-30**	**10143**	**125.2**
OPPONENTS	**81**	**19515**	**3785-8929**	**.424**	**1808-2439**	**.741**	**4748**	**1878**	**2266-46**	**9378**	**115.8**

1966-1967 GAME-BY-GAME RESULTS

DATE	W/L	PHI	OPP	TEAM
10/15	W	128	112	New York
10/21	W	119	110	St. Louis
10/22	W	141	112	at Baltimore
10/25	W	130	110	Baltimore
10/29	W	138	96	Boston
11/03	W	120	108	St. Louis at Pitt.
11/04	W	134	129	San Francisco
11/05	L	87	105	at Boston
11/08	W	118	100	Detroit at New York
11/11	W	126	113	Chicago
11/12	W	112	98	at Cincinnati
11/13	W	132	126	at Chicago
11/15	W	113	109	at New York
11/16	W	117	108	New York
11/18	W	145	120	Chicago at Boston
11/19	W	134	110	Cincinnati
11/23	L	106	111	at Cincinnati
11/24	W	140	123	San Francisco
11/25	W	129	115	at Baltimore
11/26	W	131	123	Detroit
11/29	W	137	116	St. Louis
11/30	W	128	119	at Detroit
12/02	W	138	130	Los Angeles
12/03	W	137	120	at Baltimore
12/06	W	129	119	Chicago
12/07	W	117	103	at Chicago
12/09	W	112	107	New York
12/10	W	133	123	at St. Louis
12/11	L	103	117	at Boston
12/13	W	127	112	at New York
12/16	W	124	113	St. Louis
12/17	W	120	105	Detroit at Syracuse
12/21	W	129	123	at Los Angeles
12/22	W	116	114	at San Francisco
12/23	W	118	107	at Los Angeles
12/26	W	134	118	Cincinnati
12/28	W	113	108	Boston
12/30	W	137	113	Detroit at Ft. Wayne
01/03	W	148	142	*at New York
01/04	W	136	115	Chicago
01/05	L	104	112	New York at Pitt.
01/06	W	121	115	*Baltimore
01/08	W	117	108	at Chicago
01/13	W	125	107	St. Louis
01/15	W	110	95	at Boston
01/17	W	119	111	New York
01/18	W	113	105	at Detroit
01/19	W	127	102	Chicago at Pitt.
01/20	W	119	108	Los Angeles
01/23	W	112	105	St. Louis at Memphis
01/24	L	106	118	Boston
01/27	W	110	107	Cincinnati
01/29	L	108	114	at St. Louis
02/01	L	133	143	at Los Angeles
02/02	L	120	137	S.F. at Oakland
02/04	W	140	127	S.F. at Oakland
02/05	W	130	123	at Los Angeles
02/07	W	126	123	S.F. at Pitt.
02/08	W	118	106	at Cincinnati
02/10	W	148	131	Los Angeles
02/11	L	133	139	at Baltimore
02/12	L	112	113	at Boston
02/13	W	131	123	Cincinnati
02/15	W	127	121	at Detroit
02/17	W	127	118	Cincinnati at Cle.
02/19	W	123	122	at St. Louis
02/24	W	149	118	Baltimore at Pitt.
02/28	W	127	107	Cincinnati at Syra.
03/01	L	122	129	Chicago at Evans.
03/02	W	136	128	San Francisco
03/03	W	129	103	Detroit at Boston
03/05	W	131	106	Detroit
03/06	W	119	117	Los Angeles at Pitt.
03/08	W	115	113	*at Boston
03/11	L	114	116	Boston
03/12	W	131	120	at New York
03/14	W	139	110	at San Francisco
03/15	W	138	123	at Los Angeles
03/16	L	131	145	at San Francisco
03/18	W	135	119	Baltimore
03/19	W	132	129	at Baltimore

** denotes overtime*

1967-1968 SEASON STATISTICS

RECORD: 62-20 (.756) **HOME: 27-8** **AWAY: 25-12** **NEUTRAL: 10-0** **1ST EASTERN DIVISION**

PLAYER	G	MIN	FG-FGA	PCT	FT-FTA	PCT	REB	AST	PF-DQ	PTS	AVG
Chamberlain	82	3836	819-1377	.595	354-932	.380	1952	702	160-0	1992	24.3
Greer	82	3263	777-1626	.478	422-549	.769	444	372	289-6	1976	24.1
Cunningham	74	2076	516-1178	.438	368-509	.723	562	187	260-3	1400	18.9
Walker	82	2623	539-1172	.460	387-533	.726	607	157	252-3	1465	17.9
Jones	77	2058	413-1040	.397	159-202	.787	219	245	225-5	985	12.8
Jackson	82	2570	401-927	.433	166-231	.719	872	139	287-6	968	11.8
Green	35	367	69-150	.460	39-83	.470	122	21	51-0	177	5.1
Costello	28	492	67-148	.453	67-81	.827	51	68	62-0	201	7.2
Guokas	82	1612	190-393	.483	118-152	.776	185	191	172-0	498	6.1
Melchionni	71	758	146-336	.435	33-47	.702	104	105	75-0	325	4.6
Filipek	19	73	18-47	.383	7-14	.500	25	7	12-0	43	2.3
76ERS	**82**	**19780**	**3965-8414**	**.471**	**2121-3338**	**.635**	**5154**	**2197**	**1851-23**	**10051**	**122.6**
OPPONENTS	**82**	**19780**	**3815-8857**	**.431**	**1716-2338**	**.734**	**4815**	**2051**	**2201-36**	**9346**	**114.0**

1967-1968 GAME-BY-GAME RESULTS

DATE	W/L	PHI	OPP	TEAM
10/18	W	103	87	Los Angeles
10/21	W	116	111	Detroit
10/24	W	124	102	Detroit at New York
10/25	W	117	114	New York
10/27	W	132	115	Seattle
10/28	L	95	104	at Boston
11/01	W	136	111	Baltimore
11/04	W	117	110	San Francisco
11/07	W	130	105	at San Diego
11/08	W	129	114	at San Diego
11/10	L	104	123	at San Francisco
11/11	W	115	111	at Los Angeles
11/14	W	122	102	Cincinnati
11/15	L	120	123	at Detroit
11/17	W	125	117	St. Louis at Balt.
11/18	L	111	116	Boston
11/22	L	113	115	at St. Louis
11/23	W	128	117	San Diego
11/24	W	122	104	at Chicago
11/25	L	114	119	Chicago
11/28	W	110	108	at New York
11/29	L	95	113	San Francisco
12/01	W	133	109	Seattle at Boston
12/02	W	130	121	Baltimore
12/05	L	122	128	*Los Angeles
12/06	W	108	107	at Cincinnati
12/08	W	117	109	New York
12/09	W	123	109	at Baltimore
12/12	W	118	107	Seattle at New York
12/14	L	101	102	at Boston
12/15	W	107	98	St. Louis
12/16	W	143	123	at Chicago
12/17	W	139	124	at Seattle
12/20	W	160	122	at Seattle
12/25	W	108	105	at Baltimore
12/26	W	126	121	Cincinnati
12/27	W	114	105	at New York
12/29	W	133	123	Boston
12/30	W	122	107	Detroit at Syracuse
01/03	L	115	129	New York
01/05	W	125	113	Los Angeles
01/06	W	107	96	at St. Louis
01/07	L	118	134	at Cincinnati
01/10	L	122	134	St. Louis
01/12	W	133	116	Baltimore
01/13	W	115	106	at Detroit
01/17	L	116	125	at Los Angeles
01/19	L	120	131	at San Francisco
01/20	W	135	111	at Chicago
01/25	W	123	108	at Detroit
01/26	W	123	113	Cincinnati
01/28	L	103	115	at Boston
01/30	W	125	118	Boston
02/02	W	131	121	Detroit
02/03	W	133	121	at Baltimore
02/04	W	141	117	San Francisco
02/07	W	125	103	San Diego at Boston
02/09	W	118	113	Chicago
02/10	L	97	115	at New York
02/11	W	119	93	St. Louis at Miami
02/13	W	112	105	at San Francisco
02/14	W	149	125	Seattle
02/16	W	124	108	at San Diego
02/17	W	135	134	**at Los Angeles
02/18	L	106	111	at San Diego
02/20	W	140	108	Seattle
02/23	W	138	117	Detroit
02/25	W	126	119	at St. Louis
02/27	W	127	107	San Francisco
03/03	W	133	127	at Boston
03/05	W	134	103	San Diego
03/06	L	106	108	at Cincinnati
03/07	W	125	117	Cincinnati at Clev.
03/08	W	101	96	Boston
03/10	W	119	108	at New York
03/12	W	139	115	Chicago at N.Y.
03/13	L	120	130	New York
03/15	W	122	115	Baltimore
03/16	W	144	122	at Chicago
03/18	W	158	128	Los Angeles
03/19	L	130	131	*Cincinnati
03/20	W	137	119	at Baltimore

** denotes overtime*
*** denotes double-overtime*

YEAR-BY-YEAR

1968-1969 SEASON STATISTICS

RECORD: 55-27 (.671) **HOME: 26-8** **AWAY: 24-16** **NEUTRAL: 5-3** **2ND EASTERN DIVISION**

PLAYER	G	MIN	FG-FGA	PCT	FT-FTA	PCT	REB	AST	PF-DQ	PTS	AVG
Cunningham	82	3345	739-1736	.426	556-754	.737	1050	287	329-10	2034	24.8
Greer	82	3311	732-1595	.459	432-543	.796	435	414	294-8	1896	23.1
Walker	82	2753	554-1145	.484	369-459	.804	640	144	244-0	1477	18.0
Jackson	25	840	145-332	.437	69-97	.711	286	54	102-3	359	14.4
Clark	82	2144	444-928	.478	219-314	.697	265	296	188-1	1107	13.5
Jones	81	2340	432-1005	.430	207-256	.809	251	292	280-5	1071	13.2
Imhoff	82	2360	279-593	.470	194-325	.597	792	218	310-12	752	9.2
Wilson	38	552	81-182	.445	60-84	.714	216	32	87-1	222	5.8
Green	74	795	146-282	.518	57-125	.456	330	47	110-1	349	4.7
Halimon	50	350	88-196	.449	10-32	.313	86	18	34-0	186	3.7
Guokas	72	838	92-216	.426	54-81	.667	94	104	121-1	238	3.3
Raymond	27	177	22-64	.344	11-17	.647	68	8	46-2	55	2.0
76ERS	**82**	**19805**	**3754-8274**	**.454**	**2238-3087**	**.725**	**4513**	**1914**	**2145-44**	**9746**	**118.9**
OPPONENTS	**82**	**19805**	**3629-7972**	**.455**	**2074-2957**	**.701**	**4714**	**2030**	**2145-40**	**9332**	**113.8**

1968-1969 GAME-BY-GAME RESULTS

DATE	W/L	PHI	OPP	TEAM
10/18	W	114	96	Los Angeles (NBA)
10/19	W	124	121	at Baltimore
10/22	L	114	117	at New York (NBA)
10/25	L	122	132	at Detroit
10/26	W	122	118	Chicago
11/01	L	99	118	at Boston
11/02	L	113	119	Cincinnati
11/09	W	114	94	Seattle
11/11	W	127	117	Seattle at Boston
11/15	W	116	115	at Atlanta
11/16	W	136	92	Milwaukee
11/19	W	126	110	Phoenix at N.Y.
11/22	W	121	110	Baltimore
11/23	W	120	105	at Cincinnati
11/24	L	128	135	*at San Diego
11/26	W	126	119	at Phoenix
11/28	W	122	107	Los Angeles (NBA)
11/30	L	113	117	*Boston
12/04	W	110	99	San Diego
12/05	W	109	92	at Chicago
12/06	W	121	112	at Milwaukee
12/07	W	140	106	Detroit
12/08	W	122	117	Milwaukee at Syr.
12/10	L	120	132	San Diego at NY
12/11	W	143	123	Phoenix
12/14	W	137	91	San Francisco
12/15	W	110	104	New York (NBA)
12/17	W	145	128	at Phoenix
12/18	W	115	111	at Seattle
12/20	W	116	109	at San Diego
12/21	L	94	109	at San Francisco
12/22	L	99	102	at L.A. (NBA)
12/25	L	109	110	at New York (NBA)
12/26	W	125	120	Baltimore
12/28	W	128	123	at Cincinnati
12/31	W	128	107	at Milwaukee
01/03	W	130	101	Los Angeles (NBA)
01/04	L	112	117	at Baltimore
01/05	W	126	119	Detroit
01/07	L	114	117	at Detroit
01/08	W	112	111	Atlanta
01/11	L	101	111	Boston
01/17	W	129	124	San Diego
01/19	L	97	98	San Francisco
01/22	W	140	137	**New York (NBA)
01/24	W	120	111	at Boston
01/25	W	124	106	Detroit
01/26	W	119	115	at Atlanta
01/28	L	88	121	at New York (NBA)
01/29	W	119	96	Atlanta
01/30	L	115	116	Cincinnati at Syra.
01/31	L	105	108	Baltimore
02/01	W	112	104	Chicago
02/04	L	116	125	at Phoenix
02/05	W	119	115	at Seattle
02/07	W	109	106	at L.A. (NBA)
02/09	L	117	122	*at Boston
02/11	W	129	112	Cincinnati at Clev.
02/14	L	111	127	San Francisco
02/16	W	127	102	Boston
02/18	W	125	113	at San Diego
02/19	L	117	134	at San Francisco
02/21	W	115	109	at Seattle
02/22	W	129	122	at San Francisco
02/23	W	125	121	at L.A. (NBA)
02/25	W	120	119	at Cincinnati
02/26	W	104	97	Phoenix
02/27	L	123	126	Detroit at Syracuse
02/28	W	123	102	Milwaukee at Boston
03/02	W	126	112	at Detroit
03/03	W	143	132	at Milwaukee
03/04	L	113	114	at Chicago
03/06	L	99	138	at Atlanta
03/07	W	131	113	Chicago
03/09	W	110	101	New York (NBA)
03/11	L	101	121	at New York (NBA)
03/12	L	117	126	Boston
03/13	W	113	106	at Chicago
03/15	W	122	120	Atlanta
03/19	W	136	115	Seattle
03/22	W	116	108	at Baltimore
03/24	L	119	125	Cincinnati

** denotes overtime*
*** denotes double-overtime*

1969-1970 SEASON STATISTICS

RECORD: 42-40 (.512) **HOME: 22-16** **AWAY: 16-22** **NEUTRAL: 4-2** **4TH EASTERN DIVISION**

PLAYER	G	MIN	FG-FGA	PCT	FT-FTA	PCT	REB	AST	PF-DQ	PTS	AVG
Cunningham	81	3194	802-1710	.469	510-700	.729	1101	352	331-15	2114	26.1
Greer	80	3024	705-1551	.455	352-432	.815	376	405	300-8	1762	22.0
Clark	76	2772	594-1198	.496	311-396	.785	301	380	201-2	1499	19.7
Imhoff	79	2474	430-796	.540	215-331	.650	754	211	294-7	1075	13.6
Washington	79	2459	401-842	.476	204-273	.747	734	104	262-5	1006	12.7
Jones	78	1740	366-851	.430	190-226	.841	173	276	210-2	922	11.8
Hetzel	63	757	156-323	.483	71-85	.835	207	44	110-3	383	6.1
Guokas	80	1558	189-416	.454	106-149	.711	216	222	201-0	484	6.1
Jackson	37	583	71-181	.392	60-81	.741	198	50	80-0	202	5.5
Wilson	67	836	118-304	.388	122-172	.709	317	52	145-3	358	5.3
Ogden	47	357	82-172	.477	27-39	.692	86	31	62-2	191	4.1
Scholz	1	1	1-1	1.000	0-0	---	0	0	0-0	2	2.0
76ERS	**82**	**19755**	**3915-8345**	**.469**	**2168-2884**	**.752**	**4463**	**2127**	**2196-47**	**9998**	**121.9**
OPPONENTS	**82**	**19755**	**3679-8183**	**.450**	**2360-3185**	**.741**	**4544**	**2097**	**2106-40**	**9718**	**118.5**

1969-1970 GAME-BY-GAME RESULTS

DATE	W/L	PHI	OPP	TEAM
10/17	W	131	126	Los Angeles (NBA)
10/18	W	134	123	at Cincinnati
10/22	W	122	119	Phoenix
10/25	L	98	109	Cincinnati
10/29	W	129	105	at Baltimore
10/31	L	125	129	*Milwaukee
11/01	L	123	131	Boston
11/04	W	113	109	Chicago at Balt.
11/05	L	130	139	Baltimore
11/07	L	128	134	**at Detroit
11/08	L	117	125	Seattle
11/11	L	107	124	at Atlanta
11/13	W	124	110	at Phoenix
11/15	L	136	146	at Seattle
11/16	L	125	138	at Los Angeles (NBA)
11/18	L	119	127	at Chicago
11/19	L	116	125	San Diego
11/21	L	94	98	New York (NBA)
11/22	W	132	116	at Atlanta
11/26	W	135	114	at Boston
11/28	W	110	91	Detroit
11/29	W	129	111	at Milwaukee
11/30	L	107	115	at Cincinnati
12/02	L	114	122	Milwaukee
12/05	W	105	104	at Boston
12/06	W	120	102	Cincinnati
12/09	W	123	99	Los Angeles (NBA)
12/10	L	121	122	at Cincinnati
12/12	W	125	111	Detroit
12/13	W	100	93	at New York (NBA)
12/14	W	126	121	Chicago
12/16	W	141	119	at Phoenix
12/19	L	116	123	at Seattle
12/20	W	122	109	at San Francisco
12/21	L	117	133	at Los Angeles (NBA)
12/25	L	113	121	at Baltimore
12/26	W	141	121	San Francisco
12/27	L	107	112	at Atlanta
12/28	W	138	112	San Fran. at Syra.
12/31	W	129	109	Chicago
01/02	W	121	117	Atlanta
01/04	W	130	120	Boston
01/09	L	132	135	Seattle
01/10	L	117	119	Phoenix at Balt.
01/12	L	113	117	at Chicago
01/13	W	136	105	Atlanta
01/14	L	110	122	Seattle at Boston
01/16	W	127	105	San Francisco
01/18	W	141	116	Cincinnati
01/23	W	133	118	Baltimore
01/24	L	111	112	at Baltimore
01/25	W	159	131	San Diego
01/26	W	122	103	at Milwaukee
01/28	L	100	112	at Boston
01/30	L	100	104	New York (NBA)
02/01	L	112	113	Los Angeles (NBA)
02/03	L	123	131	at Phoenix
02/06	W	129	124	at San Diego
02/07	W	115	111	at San Francisco
02/08	L	117	118	at Seattle
02/10	L	131	139	Milwaukee
02/13	L	106	151	New York (NBA)
02/14	L	114	116	at New York (NBA)
02/15	W	159	125	Phoenix
02/19	W	133	114	Detroit at Syracuse
02/20	L	119	126	at Chicago
02/21	W	112	110	at Detroit
02/22	L	116	136	at Cincinnati
02/25	W	122	105	Detroit
02/27	W	125	111	San Diego
03/01	W	104	99	Baltimore
03/03	L	116	127	at Milwaukee
03/06	W	150	134	Boston
03/07	L	104	111	New York (NBA)
03/08	W	133	116	at New York (NBA)
03/09	W	131	112	San Diego at Houston
03/13	L	117	128	at Los Angeles (NBA)
03/15	L	128	137	at San Diego
03/17	L	125	128	Atlanta
03/18	W	119	113	at Baltimore
03/20	L	112	138	Milwaukee
03/22	W	132	112	San Francisco

** denotes overtime*
*** denotes double-overtime*

YEAR-BY-YEAR

1970-1971 SEASON STATISTICS

RECORD: 47-35 (.573) **HOME: 24-15** **AWAY: 21-18** **NEUTRAL: 2-2** **2ND ATLANTIC DIVISION**

PLAYER	G	MIN	FG-FGA	PCT	FT-FTA	PCT	REB	AST	PF-DQ	PTS	AVG
Cunningham	81-80	3090	702-1519	.462	455-620	.734	946	395	328-5	1859	23.0
Clark	82-82	3245	662-1334	.496	422-536	.787	391	440	217-2	1746	21.3
Greer	81-69	3060	591-1371	.431	326-405	.805	364	369	289-4	1508	18.6
Washington	78-70	2501	395-829	.476	259-340	.762	747	97	258-6	1049	13.4
Howell	82-6	1589	324-686	.472	230-315	.730	441	115	234-2	878	10.7
Jones	41-13	962	168-418	.402	79-101	.782	64	128	110-1	415	10.1
Awtrey	70-38	1292	200-421	.475	104-157	.662	430	89	211-7	504	7.2
Jackson	79-40	1774	199-529	.376	131-189	.693	568	148	211-3	529	6.7
Dierking	53-5	714	122-306	.399	61-89	.685	227	59	109-1	305	5.8
Foster	66-6	888	145-360	.403	72-103	.699	147	61	113-3	362	5.5
Crawford	36-1	449	74-175	.423	32-72	.444	69	54	59-0	180	5.0
Anderson	5-0	27	1-6	.167	5-7	.714	11	4	7-0	7	1.4
Ogden	27-0	133	24-66	.364	18-26	.692	20	17	21-0	66	2.4
Henry	6-0	26	1-6	.167	5-7	.714	11	0	1-0	7	1.2
Guokas	1-0	5	0-0	---	0-0	---	1	0	0-0	0	0.0
76ERS	**82**	**19755**	**3608-8026**	**.450**	**2199-2967**	**.741**	**4437**	**1976**	**2168-34**	**9415**	**114.8**
OPPONENTS	**82**	**19755**	**3514-7806**	**.450**	**2260-3076**	**.735**	**4372**	**1970**	**2089-39**	**9288**	**113.3**

1970-1971 GAME-BY-GAME RESULTS

DATE	W/L	PHI	OPP	TEAM
10/14	W	110	107	Chicago
10/16	W	127	119	San Diego
10/17	W	123	105	at Cincinnati
10/20	W	98	89	at Buffalo
10/21	L	117	141	Los Angeles
10/23	W	127	122	at Los Angeles
10/24	L	111	116	at San Diego
10/28	W	111	108	at San Francisco
10/30	L	110	123	Baltimore
10/31	L	102	133	Boston
11/02	W	141	87	Cleveland
11/04	L	113	115	at Boston
11/06	W	118	112	Atlanta
11/07	W	134	128	Seattle
11/10	L	104	109	at Atlanta
11/11	W	119	107	at Baltimore
11/13	W	119	111	Buffalo
11/14	L	94	126	at New York (NBA)
11/17	W	113	91	at Detroit
11/18	W	113	106	New York (NBA)
11/20	L	112	120	Detroit
11/21	L	119	125	Phoenix
11/22	L	115	125	at Atlanta
11/24	L	96	104	San Francisco
11/25	W	99	92	Buffalo at Boston
11/27	L	109	113	Cincinnati
11/30	W	104	98	Baltimore
12/01	L	91	107	at Chicago
12/04	L	122	128	*at Milwaukee
12/05	W	131	106	at Cincinnati
12/08	L	104	107	Seattle
12/11	L	101	102	San Francisco
12/12	L	101	118	at New York (NBA)
12/15	W	122	98	San Diego
12/17	W	125	117	at Seattle
12/19	W	108	99	at San Francisco
12/20	W	134	132	*at Portland
12/22	W	133	129	*at Phoenix
12/25	W	105	100	Detroit
12/27	L	101	114	at Cleveland
12/29	W	124	113	at Buffalo
12/30	W	119	107	Milwaukee
01/02	L	120	125	Boston
01/05	W	97	92	San Francisco
01/08	L	117	123	Los Angeles
01/09	W	123	112	Phoenix
01/10	W	115	107	at Boston
01/14	L	103	108	at Chicago
01/15	W	99	96	Chicago
01/16	W	115	96	Cleveland
01/17	W	106	105	at San Diego
01/19	L	114	134	at Los Angeles
01/22	W	117	116	at Phoenix
01/24	W	145	119	at Seattle
01/26	W	129	122	Atlanta
01/29	L	118	142	Milwaukee
01/30	W	106	105	at New York (NBA)
01/31	L	126	132	at Boston
02/02	W	108	105	Boston
02/05	L	102	114	at Chicago
02/06	W	118	109	at Cincinnati
02/07	W	127	99	New York (NBA)
02/12	L	109	118	at Detroit
02/14	L	103	112	Baltimore
02/17	L	114	119	Milwaukee at NY
02/19	W	118	104	at Los Angeles
02/20	W	118	105	at Portland
02/21	L	128	135	at Seattle
02/23	W	119	113	Portland
02/26	L	94	108	Phoenix
02/28	W	131	121	Cincinnati
03/01	L	103	127	at Milwaukee
03/02	L	103	111	San Diego
03/03	W	120	104	Portland at Boston
03/05	W	121	116	New York (NBA)
03/06	W	121	115	Detroit
03/09	W	124	113	at Cleveland
03/14	L	101	108	at Atlanta
03/16	L	125	130	Atlanta
03/19	W	147	127	Cincinnati
03/20	L	112	124	at Baltimore
03/21	W	120	108	Baltimore

** denotes overtime*

1971-1972 SEASON STATISTICS

RECORD: 30-52 (.366) **HOME: 14-23** **AWAY: 14-26** **NEUTRAL: 2-3** **3RD ATLANTIC DIVISION**

PLAYER	G	MIN	FG-FGA	PCT	FT-FTA	PCT	REB	AST	PF-DQ	PTS	AVG
Clark	1-1	42	11-16	.688	7-11	.636	3	7	3-0	29	29.0
Cunningham	75-75	2900	658-1428	.461	428-601	.712	918	443	295-12	1744	23.3
Rule	60-53	1987	416-934	.445	203-292	.695	479	110	162-4	1035	17.3
Carter	77-49	2147	440-991	.444	179-284	.630	307	199	235-4	1059	13.8
Bridges	64-62	2210	328-645	.509	191-272	.702	861	158	219-5	847	13.2
Loughery	74-29	1729	337-792	.426	258-312	.827	178	188	208-3	932	12.6
Foster	74-14	1699	347-837	.415	185-243	.761	276	90	184-3	879	11.9
Greer	81-53	2410	389-866	.449	181-234	.774	271	316	268-10	959	11.8
Washington	17-11	545	68-156	.436	55-67	.821	135	25	59-3	191	11.2
Wohl	79-32	1628	243-567	.429	156-206	.757	150	228	229-2	642	8.1
Jackson	63-22	1083	137-346	.396	92-133	.692	309	88	141-1	366	5.8
Henry	43-1	421	68-156	.436	51-73	.699	137	8	42-0	187	4.3
Awtrey	58-7	794	98-222	.441	49-76	.645	248	51	141-3	245	4.2
Jones	6-0	41	6-18	.333	7-10	.700	6	2	3-0	19	3.2
Yates	24-1	144	31-83	.373	7-11	.636	40	7	14-0	69	2.9
76ERS	**82**	**19780**	**3577-8057**	**.444**	**2049-2825**	**.725**	**4318**	**1920**	**2203-50**	**9203**	**112.2**
OPPONENTS	**82**	**19780**	**3614-7882**	**.459**	**2276-3063**	**.743**	**4427**	**2005**	**2059-33**	**9504**	**115.9**

1971-1972 GAME-BY-GAME RESULTS

DATE	W/L	PHI	OPP	TEAM
10/12	W	114	100	at Chicago
10/14	W	105	94	at Houston
10/16	W	104	102	at Atlanta
10/20	W	100	93	Seattle
10/23	L	88	110	Milwaukee
10/24	W	111	93	at Cleveland
10/27	W	120	106	Cleveland
10/29	L	135	137	**Phoenix
10/30	W	108	101	at New York (NBA)
11/03	L	100	124	at Cincinnati
11/06	W	101	96	Atlanta
11/10	L	103	143	Los Angeles
11/12	W	115	101	Detroit
11/13	L	105	111	at Baltimore
11/14	L	114	125	Milwaukee at NY
11/17	L	112	118	Houston
11/19	L	104	148	Chicago
11/21	L	117	127	at Seattle
11/23	L	107	128	at Phoenix
11/24	L	108	109	at Houston
11/25	W	112	111	at Golden State
11/27	W	116	93	Portland
11/28	L	120	124	at Cleveland
12/01	W	102	98	Seattle
12/03	L	116	131	Los Angeles
12/04	L	109	126	at Atlanta
12/08	W	115	109	at Cincinnati
12/10	L	106	113	*Cincinnati
12/11	W	118	111	at Detroit
12/14	L	110	117	at Buffalo
12/16	L	93	113	at Golden State
12/17	L	126	127	at Portland
12/19	L	132	154	at Los Angeles
12/21	L	119	124	at Phoenix
12/25	L	114	117	Baltimore
12/27	W	121	112	at Buffalo
12/28	L	116	120	Boston
12/29	L	102	103	Cleveland at Hershey
12/31	L	119	131	at Boston
01/02	W	148	119	at Cleveland
01/04	W	131	127	at Detroit
01/05	L	107	139	Chicago
01/07	W	117	113	New York (NBA)
01/08	W	130	119	Phoenix
01/12	L	109	111	Buffalo
01/14	L	121	135	Los Angeles
01/15	W	131	121	at Detroit
01/16	L	116	124	at Atlanta
01/21	W	136	122	Portland at Hershey
01/22	L	106	113	Golden State
01/26	W	113	102	Cincinnati
01/28	L	118	127	Milwaukee
01/30	L	114	130	at Boston
02/02	W	119	104	Buffalo
02/04	L	113	118	Detroit
02/05	L	104	112	at New York (NBA)
02/06	L	107	109	New York (NBA)
02/08	L	108	120	at Phoenix
02/10	L	112	121	at Golden State
02/11	L	106	110	at Portland
02/14	L	116	130	Houston
02/16	W	126	116	Cleveland
02/18	W	132	126	at Milwaukee
02/19	L	105	121	Baltimore
02/21	L	101	102	at Baltimore
02/22	L	88	119	at Chicago
02/25	W	114	110	Atlanta at Hershey
03/01	W	108	99	Buffalo
03/03	L	81	94	Milwaukee
03/04	L	115	118	*at New York (NBA)
03/05	W	100	98	New York (NBA)
03/07	L	97	114	at Los Angeles
03/09	W	128	123	at Seattle
03/12	L	112	121	at Houston
03/14	L	105	108	at Buffalo
03/15	L	115	120	Boston
03/17	L	111	127	Boston at Hershey
03/19	W	115	100	Seattle
03/21	L	111	117	Atlanta
03/22	L	106	113	at Boston
03/24	L	99	116	Chicago
03/25	L	115	116	Golden State

** denotes overtime*
*** denotes double-overtime*

YEAR-BY-YEAR

1972-1973 SEASON STATISTICS

RECORD: 9-73 (.110) **HOME: 5-26** **AWAY: 2-35** **NEUTRAL: 2-11** **4TH ATLANTIC DIVISION**

PLAYER	G	MIN	FG-FGA	PCT	FT-FTA	PCT	REB	AST	PF-DQ	PTS	AVG
Carter	81-75	2993	679-1614	.421	259-368	.704	485	349	252-8	1617	20.0
Block	48-48	1558	311-706	.441	236-302	.781	442	94	173-4	858	17.9
Van Arsdale	30-30	1029	195-496	.393	140-168	.833	185	62	101-1	530	17.7
Bridges	10-10	376	47-125	.376	46-65	.708	122	23	35-0	140	14.0
Loughery	32-21	955	169-427	.396	107-130	.823	113	148	104-0	445	13.9
Ellis	69-69	2444	410-929	.441	125-156	.801	744	136	186-2	945	13.7
Leaks	82-63	2530	377-933	.404	144-200	.720	677	95	191-5	898	11.0
Boyd	82-49	2351	362-923	.392	136-200	.680	210	301	184-1	860	10.5
Trapp	39-11	854	168-408	.412	83-112	.741	186	47	140-4	419	10.7
May	26-0	602	128-290	.441	53-62	.855	143	43	80-1	309	11.9
Halliburton	31-0	549	122-280	.436	50-66	.758	82	68	78-1	294	9.5
Greer	38-17	848	91-232	.392	32-39	.821	106	111	76-1	214	5.6
Sorenson	48-0	626	113-248	.456	59-79	.747	173	31	91-0	285	5.9
Schlueter	78-10	1136	166-317	.524	86-123	.699	354	103	166-0	418	5.4
Price	57-5	751	125-301	.415	38-47	.809	117	71	106-0	288	5.1
Awtrey	3-2	37	3-7	.429	1-4	.250	14	2	8-0	7	2.3
Counts	7-0	47	5-16	.313	0-0	---	16	3	8-0	10	1.4
Green	5-0	32	0-11	.000	3-9	.333	3	0	3-0	3	0.6
Rule	3-0	12	0-1	.000	0-0	---	2	1	2-0	0	0.0
76ERS	**82**	**19730**	**3471-8264**	**.420**	**1598-2130**	**.750**	**4174**	**1688**	**1984-28**	**8540**	**104.1**
OPPONENTS	**82**	**19730**	**3882-8215**	**.473**	**1767-2358**	**.749**	**4683**	**2239**	**1885-21**	**9531**	**116.2**

1972-1973 GAME-BY-GAME RESULTS

DATE	W/L	PHI	OPP	TEAM
10/10	L	89	95	at Chicago
10/11	L	100	105	Seattle
10/13	L	101	104	Buffalo
10/17	L	114	122	at Buffalo
10/21	L	88	111	at New York (NBA)
10/23	L	85	105	at Boston
10/25	L	108	113	Cleveland
10/28	L	92	96	Milwaukee
10/31	L	116	126	at Cleveland
11/01	L	104	108	Houston
11/03	L	101	114	Kansas City-Omaha
11/04	L	120	128	at Atlanta
11/05	L	113	131	at Milwaukee
11/08	L	107	125	at Kansas City
11/10	L	106	125	New York (NBA)
11/11	W	114	112	Houston at S.A.
11/12	L	108	119	at Phoenix
11/16	L	106	128	at Golden State
11/17	L	92	105	at Seattle
11/19	L	95	135	at Los Angeles
11/24	L	96	105	Buffalo at Hershey
11/25	L	106	117	Portland
11/28	W	101	94	at Buffalo
11/29	L	91	139	New York (NBA)
12/01	L	99	105	Boston
12/02	L	120	131	at Boston
12/06	W	122	117	Kansas City-Omaha
12/07	L	102	117	Phoenix at Pitt.
12/08	L	102	118	Chicago
12/09	L	109	120	at New York (NBA)
12/12	L	102	123	at Baltimore
12/13	L	90	128	Los Angeles
12/16	L	103	126	Buffalo
12/20	L	113	141	at Detroit
12/22	L	103	116	at Houston
12/23	L	112	124	Atlanta at Pitt.
12/27	L	120	121	Atlanta
12/30	L	107	117	Boston at Prov.
01/02	L	110	114	at Buffalo
01/05	L	102	135	at Portland
01/06	L	79	111	at Golden State
01/07	W	85	82	at Seattle
01/09	L	110	126	at Chicago
01/10	L	96	120	Los Angeles
01/12	L	109	113	**Cleveland at Pitt.
01/13	L	95	111	Boston
01/15	L	108	135	at Kansas City
01/16	L	92	108	at Milwaukee
01/17	L	105	122	Atlanta
01/19	L	94	110	Baltimore at Hershey
01/21	L	97	108	at Baltimore
01/26	L	100	105	at Cleveland
01/28	L	96	101	Buffalo
01/30	L	104	105	at Buffalo
01/31	L	115	131	Golden State
02/02	L	104	114	at Detroit
02/03	L	100	104	Boston
02/04	L	115	123	at Boston
02/06	L	117	123	Houston at S.A.
02/09	L	105	116	at Portland
02/10	L	121	126	at Phoenix
02/11	L	90	108	at Los Angeles
02/14	W	106	104	Milwaukee
02/16	W	119	106	Detroit
02/17	L	89	107	at New York (NBA)
02/18	W	114	98	New York (NBA)
02/23	L	116	138	Houston at S.A.
02/25	W	115	111	Portland
02/28	W	102	96	Baltimore
03/02	L	107	130	Atlanta
03/04	L	130	138	at Atlanta
03/07	L	94	120	New York (NBA)
03/09	L	84	104	Chicago at Hershey
03/10	L	96	106	Seattle
03/11	L	93	97	Golden State at Pitt.
03/14	L	114	120	Phoenix
03/17	L	115	120	Baltimore
03/18	L	118	129	at Baltimore
03/20	L	105	131	at Cleveland
03/21	L	109	112	Cleveland
03/23	L	112	132	Houston
03/25	L	96	115	Detroit at Pitt.

*** denotes double-overtime*

1973-1974 SEASON STATISTICS

RECORD: 25-57 (.305) **HOME: 14-23** **AWAY: 8-30** **NEUTRAL: 2-4** **4TH ATLANTIC DIVISION**

PLAYER	G-GS	MIN	FG-FGA	PCT	FT-FTA	PCT	OFF	DEF	TOT	AST	PF-DQ	STL	BLK	PTS	AVG
Carter	78-78	3044	706-1641	.430	254-358	.709	82	289	371	443	276-4	113	23	1666	21.4
Van Arsdale	78-77	3041	614-1433	.428	298-350	.851	88	305	393	202	300-6	62	3	1526	19.6
Mix	82-82	2969	495-1042	.475	228-288	.792	305	559	864	152	305-9	212	37	1218	14.9
Jones	72-60	1876	263-622	.423	197-235	.838	71	113	184	230	116-0	85	18	723	10.0
Ellis	81-81	2831	326-722	.452	147-196	.750	292	598	890	189	224-2	86	87	799	9.9
Boyd	75-26	1818	286-712	.402	141-195	.723	16	77	93	249	173-1	60	9	713	9.5
Collins	25-0	436	72-194	.371	55-72	.764	7	39	46	40	65-1	13	2	199	8.0
Kimball	75-1	1592	216-456	.474	127-185	.686	185	367	552	73	199-1	49	23	559	7.5
May	56-5	812	152-367	.414	89-102	.873	25	111	136	63	137-0	25	8	393	7.0
Cannon	19-0	335	49-127	.386	19-28	.679	16	20	36	52	48-0	7	4	117	6.2
Bristow	55-0	643	108-270	.400	42-57	.737	68	99	167	92	68-1	29	1	258	4.7
Freeman	35-0	265	39-103	.379	28-41	.683	22	32	54	14	42-0	12	1	106	3.0
Rackley	9-0	68	5-13	.385	8-11	.727	5	17	22	0	11-0	3	4	18	2.0
76ERS	**82**	**19730**	**3331-7702**	**.432**	**1633-2118**	**.771**	**1182**	**2626**	**3808**	**1799**	**1964-25**	**756**	**220**	**8295**	**101.2**
OPPONENTS	**82**	**19730**	**3600-7685**	**.468**	**1617-2066**	**.783**	**1311**	**3107**	**4418**	**1930**	**1991-23**	**755**	**446**	**8817**	**107.5**

1973-1974 GAME-BY-GAME RESULTS

DATE	W/L	PHI	OPP	TEAM
10/10	L	88	104	Houston
10/13	L	106	111	Boston
10/16	W	106	101	at Houston
10/19	L	102	133	at Boston
10/20	L	110	116	at Buffalo
10/24	W	132	110	Portland
10/26	L	92	98	Milwaukee
10/27	L	90	96	at New York (NBA)
10/28	L	99	119	at Capital
11/03	L	84	112	Capital
11/07	W	122	115	Phoenix
11/09	W	94	91	New York (NBA)
11/10	L	97	120	at Atlanta
11/13	L	83	97	at Houston
11/15	L	94	116	at Phoenix
11/17	W	109	106	at Golden State
11/18	L	91	95	at Seattle
11/20	W	109	103	at Kansas City
11/21	W	103	90	at Kansas City
11/23	L	106	111	Golden State
11/25	L	96	105	at Milwaukee
11/28	W	101	96	Chicago
11/30	L	110	112	at Cleveland
12/01	W	108	106	*Houston
12/05	L	75	89	Cleveland
12/06	L	98	103	at Chicago
12/07	L	102	113	Kansas City-Omaha
12/08	L	92	105	Milwaukee
12/12	L	93	100	Seattle
12/14	W	96	93	at Detroit
12/15	L	89	99	Detroit
12/19	W	101	98	at Phoenix
12/21	L	107	116	at Los Angeles
12/22	L	105	110	at Portland
12/26	L	118	145	at Atlanta
12/27	L	107	129	at Milwaukee
12/29	L	92	112	at New York (NBA)
12/31	L	97	106	at Boston
01/02	L	99	101	Houston
01/04	W	78	75	New York (NBA)
01/05	L	102	108	*Boston at Prov.
01/09	W	90	86	Cleveland
01/11	W	121	100	Atlanta at Hershey
01/12	L	101	108	Los Angeles
01/13	L	94	96	at Cleveland
01/18	L	104	116	Seattle
01/20	W	129	112	Buffalo
01/22	L	109	119	at Buffalo
01/25	L	97	112	at Boston
01/26	L	98	122	at New York (NBA)
02/01	L	105	106	Boston at Hershey
02/02	L	89	105	Chicago
02/03	L	98	112	Buffalo at Toronto
02/06	L	98	114	Buffalo
02/08	W	104	84	Atlanta
02/09	L	75	108	at Capital
02/10	W	95	94	Capital
02/11	W	116	95	at Atlanta
02/13	L	106	129	Buffalo
02/15	W	92	89	Kansas City-Omaha
02/17	L	107	118	Detroit
02/20	L	98	115	at Houston
02/22	L	103	104	at Los Angeles
02/23	L	106	125	at Golden State
02/24	L	105	115	at Seattle
02/26	W	118	110	at Portland
03/01	L	93	110	Cleveland
03/02	L	99	103	Buffalo
03/06	W	112	99	Capital
03/08	L	96	106	Golden State
03/10	W	109	108	New York (NBA)
03/12	L	101	112	at Capital
03/13	L	100	121	Los Angeles
03/15	W	108	101	Phoenix at Hershey
03/16	L	127	146	Boston
03/17	L	99	115	at Cleveland
03/19	L	94	103	at Chicago
03/20	L	106	113	Portland
03/22	L	106	107	Atlanta
03/23	W	97	89	at Detroit
03/26	L	90	117	at New York (NBA)
03/27	W	117	108	Boston

** denotes overtime*

YEAR-BY-YEAR

1974-1975 SEASON STATISTICS

RECORD: 34-48 (.415) **HOME: 20-21** **AWAY: 13-24** **4TH ATLANTIC DIVISION**

PLAYER	G-GS	MIN	FG-FGA	PCT	FT-FTA	PCT	OFF	DEF	TOT	AST	PF-DQ	STL	TO	BLK	PTS	AVG
Carter	77-75	3046	715-1598	.447	256-347	.738	73	267	340	336	257-5	82	-	20	1686	21.9
Cunningham	80-73	2859	609-1423	.428	345-444	.777	130	596	726	442	270-4	91	-	35	1563	19.5
Collins	81-76	2820	561-1150	.488	331-392	.844	104	211	315	213	291-6	108	-	17	1453	17.9
Mix	46-46	1748	280-582	.481	159-205	.776	155	345	500	99	175-6	79	-	21	719	15.6
Van Arsdale	9-6	273	49-116	.422	28-41	.683	7	22	29	16	26-0	13	-	0	126	14.0
Ellis	82-69	2183	287-623	.461	72-99	.727	195	387	582	117	178-1	44	-	55	646	7.9
Boyd	66-13	1362	205-495	.414	55-115	.478	16	73	89	161	134-0	43	-	4	465	7.0
Bristow	72-3	1101	163-393	.415	121-153	.791	111	143	254	99	101-0	25	-	2	447	6.2
Lee	71-35	2279	164-391	.419	87-138	.630	264	423	687	97	260-9	29	-	16	415	5.8
Smith	54-0	538	131-321	.408	21-21	1.000	14	16	30	47	45-0	20	-	3	283	5.2
Norman	12-0	72	23-44	.523	2-3	.667	3	9	12	4	9-0	3	-	1	48	4.0
Durrett	27-0	270	35-88	.398	20-32	.625	21	41	62	10	42-0	4	-	4	90	3.3
Tschogl	39-14	623	53-148	.358	13-22	.591	52	59	111	30	80-2	25	-	25	119	3.1
Wesley	4-0	33	5-9	.556	2-4	.500	4	4	8	1	8-0	0	-	0	12	3.0
Catchings	37-0	528	41-74	.554	16-25	.640	49	104	153	21	82-1	10	-	60	98	2.6
Warbington	5-0	70	4-21	.190	2-2	1.000	2	6	8	16	16-0	0	-	0	10	2.0
76ERS	**82**	**19805**	**3325-7476**	**.445**	**1530-2043**	**.749**	**1200**	**2706**	**3906**	**1709**	**1974-34**	**576**	**1593**	**263**	**8180**	**99.8**
OPPONENTS	**82**	**19805**	**3445-7466**	**.461**	**1541-1979**	**.779**	**1167**	**2748**	**3915**	**1959**	**2036-26**	**742**	**1577**	**343**	**8431**	**102.8**

1974-1975 GAME-BY-GAME RESULTS

DATE	W/L	PHI	OPP	TEAM
10/18	W	112	99	New Orleans
10/19	W	99	86	at New York (NBA)
10/22	L	92	125	at Atlanta
10/24	W	102	89	at New Orleans
10/25	L	86	110	at Houston
10/30	L	99	104	Phoenix
11/01	L	98	114	at Boston
11/02	L	94	100	Detroit
11/06	W	105	90	Chicago
11/08	W	105	89	Portland
11/10	L	95	109	at Seattle
11/13	L	100	105	at Phoenix
11/15	L	99	105	at Los Angeles
11/16	W	106	102	at Golden State
11/20	L	95	105	New York (NBA)
11/21	L	95	99	at Buffalo
11/23	W	98	96	Boston
11/26	L	99	103	Buffalo
11/28	L	103	110	at Cleveland
11/29	L	119	121	*Seattle
12/01	L	112	117	at Milwaukee
12/04	W	109	105	Kansas City-Omaha
12/06	L	88	96	New York (NBA)
12/07	W	116	112	Buffalo
12/10	L	91	101	at Buffalo
12/11	W	103	96	Houston
12/13	W	93	89	*Milwaukee
12/14	L	93	100	at Detroit
12/17	W	113	109	at Boston
12/18	L	99	131	Boston
12/20	L	93	94	Golden State
12/21	L	101	117	at Washington
12/23	W	100	88	Atlanta
12/25	W	104	97	at New York (NBA)
12/26	L	91	92	at Chicago
01/03	W	107	95	at Kansas City
01/04	L	82	89	at Detroit
01/06	W	101	95	Buffalo
01/08	L	98	106	Los Angeles
01/10	W	102	94	Kansas City-Omaha
01/12	L	88	99	at Milwaukee
01/17	L	92	103	Washington
01/18	L	106	108	Cleveland
01/19	L	100	102	at Boston
01/21	W	101	95	at Phoenix
01/23	L	100	108	at Golden State
01/24	L	97	119	at Portland
01/26	W	103	97	at Los Angeles
01/29	W	98	92	New York (NBA)
01/31	L	97	101	Milwaukee
02/02	W	90	77	Houston
02/03	L	87	100	at Kansas City
02/04	W	111	105	*at Buffalo
02/05	L	110	113	**Los Angeles
02/07	W	98	95	at Boston
02/09	W	109	97	Chicago
02/12	L	102	105	Cleveland
02/14	W	103	101	Detroit
02/15	L	101	108	Golden State
02/18	L	85	103	at New Orleans
02/21	L	85	103	at Houston
02/23	W	114	100	at Seattle
02/25	L	77	99	at Portland
02/28	W	112	111	Seattle
03/01	W	100	94	at New York (NBA)
03/02	W	91	87	New York (NBA)
03/05	L	107	116	Boston
03/08	L	92	113	Washington
03/09	W	113	100	at Washington
03/12	W	91	88	Portland
03/14	W	108	97	Phoenix
03/15	W	96	88	at Cleveland
03/18	L	96	111	at Chicago
03/19	L	115	126	New Orleans
03/21	W	114	103	Atlanta
03/22	L	100	104	at Atlanta
03/25	L	103	118	at Buffalo
03/26	L	98	128	New York (NBA)
03/28	L	104	115	Buffalo
04/01	L	95	99	at New York (NBA)
04/04	L	97	108	at Buffalo
04/05	L	97	111	Boston

** denotes overtime*
*** denotes double-overtime*

1975-1976 SEASON STATISTICS

RECORD: 46-36 (.561) **HOME: 34-7** **AWAY: 12-29** **3RD ATLANTIC DIVISION**

PLAYER	G-GS	MIN	FG-FGA	PCT	FT-FTA	PCT	OFF	DEF	TOT	AST	PF-DQ	STL	TO	BLK	PTS	AVG
McGinnis	77-77	2946	647-1552	.417	475-642	.740	260	707	967	359	334-13	198	-	41	1769	23.0
Collins	77-77	2995	614-1196	.513	372-445	.836	126	181	307	191	249-2	110	-	24	1600	20.8
Carter	82-81	2992	665-1594	.417	219-312	.702	113	186	299	372	286-5	137	-	13	1549	18.9
Mix	81-63	3039	421-844	.499	287-351	.818	215	447	662	216	288-6	158	-	29	1129	13.9
Cunningham	20-20	640	103-251	.410	68-88	.773	29	118	147	107	57-1	24	-	10	274	13.7
Free	71-5	1121	239-533	.448	112-186	.602	64	61	125	104	107-0	37	-	6	590	8.3
Bryant	75-3	1203	233-552	.422	92-147	.626	97	181	278	61	165-0	44	-	23	558	7.4
Norman	65-1	818	183-422	.434	20-24	.833	51	50	101	66	87-1	28	-	7	386	5.9
Ellis	29-13	489	61-132	.462	17-28	.607	47	75	122	21	62-0	16	-	9	139	4.8
Lee	79-0	1421	123-282	.436	63-95	.663	164	289	453	59	188-0	23	-	27	309	3.9
Catchings	75-68	1731	103-242	.426	58-96	.604	191	329	520	63	262-6	21	-	164	264	3.5
Jones	16-1	157	19-38	.500	9-13	.692	0	9	9	31	25-0	4	-	0	47	2.9
Dawkins	37-1	165	41-82	.500	8-24	.333	15	34	49	3	40-1	2	-	9	90	2.4
Baskerville	21-0	105	8-26	.308	10-16	.625	13	15	28	3	32-0	6	-	5	26	1.2
Boyd	6-0	33	2-6	.333	1-2	.500	0	2	2	2	5-0	1	-	0	5	0.8
76ERS	**82**	**19855**	**3462-7752**	**.447**	**1811-2469**	**.733**	**1385**	**2684**	**4069**	**1658**	**2187-35**	**809**	**1707**	**367**	**8735**	**106.5**
OPPONENTS	**82**	**19855**	**3467-7737**	**.448**	**1780-2334**	**.763**	**1435**	**2717**	**4152**	**1849**	**2151-37**	**730**	**1781**	**342**	**8714**	**106.3**

1975-1976 GAME-BY-GAME RESULTS

DATE	W/L	PHI	OPP	TEAM
10/24	W	110	103	at Chicago
10/27	W	117	104	Los Angeles
10/31	L	87	92	Buffalo
11/01	L	98	110	at New York (NBA)
11/04	W	121	114	at Buffalo
11/05	W	115	82	Chicago
11/07	W	103	99	Phoenix
11/11	L	81	108	at Milwaukee
11/12	L	84	107	Milwaukee
11/14	W	119	109	at Boston
11/15	W	110	109	***Washington
11/19	W	113	103	Kansas City
11/21	W	131	111	Portland
11/23	L	111	115	at Atlanta
11/25	W	109	108	Golden State
11/28	W	113	94	Seattle
11/29	L	98	99	at Houston
11/30	W	113	96	at New Orleans
12/03	W	102	94	New Orleans
12/05	W	99	97	New York (NBA)
12/06	W	98	84	at Kansas City
12/09	W	100	85	Cleveland
12/11	W	110	106	at Phoenix
12/12	L	102	114	at Los Angeles
12/14	L	105	114	at Seattle
12/16	W	105	98	at Portland
12/19	W	115	114	*at Detroit
12/20	L	97	111	Boston
12/25	L	103	111	at New York (NBA)
12/26	W	96	95	Buffalo
12/27	L	105	130	at Buffalo
12/30	W	114	108	Detroit
01/02	W	112	101	Cleveland
01/03	L	104	119	at Washington
01/07	W	112	102	Milwaukee
01/08	L	105	115	at Cleveland
01/09	W	109	106	Los Angeles
01/11	W	118	107	Boston
01/14	W	100	95	New Orleans
01/16	L	110	118	at Boston
01/17	L	103	105	at Washington
01/20	W	111	108	at Milwaukee
01/23	L	92	104	at New York (NBA)
01/24	W	130	116	Atlanta
01/25	W	112	109	at Atlanta
01/27	L	116	127	at Houston
01/29	L	114	123	at Golden State
01/31	L	105	119	at Phoenix
02/01	L	82	103	at Los Angeles
02/06	L	87	92	Cleveland
02/08	W	100	97	Buffalo
02/10	W	85	84	at Chicago
02/11	W	118	106	Portland
02/13	W	134	109	Houston
02/14	L	97	101	*at New York (NBA)
02/15	L	82	88	New York (NBA)
02/17	L	107	125	at Kansas City
02/20	L	92	111	at Seattle
02/22	L	93	94	at Golden State
02/24	W	106	102	at Portland
02/27	L	114	121	Golden State
02/29	W	130	115	Seattle
03/02	L	111	128	at Washington
03/03	W	123	110	Boston
03/05	W	123	112	Detroit
03/06	L	99	105	at Buffalo
03/10	W	125	108	Phoenix
03/12	W	109	107	Atlanta
03/17	W	108	101	Chicago
03/18	L	104	110	at Cleveland
03/20	L	96	103	*Boston
03/21	L	100	108	at Boston
03/24	W	118	100	New York (NBA)
03/27	L	95	109	at Houston
03/28	L	107	110	at New Orleans
03/31	W	107	103	Buffalo
04/02	W	96	94	Washington
04/04	L	97	101	at Detroit
04/05	W	130	129	*Houston
04/07	W	102	99	New Orleans
04/09	W	112	108	Kansas City
04/10	L	109	123	at Atlanta

** denotes overtime*
**** denotes triple-overtime*

YEAR-BY-YEAR

1976-1977 SEASON STATISTICS

RECORD: 50-32 (.610) **HOME: 32-9** **AWAY: 18-23** **1ST ATLANTIC DIVISION**

PLAYER	G-GS	MIN	FG-FGA	PCT	FT-FTA	PCT	OFF	DEF	TOT	AST	PF-DQ	STL	TO	BLK	PTS	AVG
Erving	82-77	2940	685-1373	.499	400-515	.777	192	503	695	306	251-1	159	-	113	1770	21.6
McGinnis	79-78	2769	659-1439	.458	372-546	.681	324	587	911	302	299-4	163	-	37	1690	21.4
Collins	58-47	2037	426-823	.518	210-250	.840	64	131	195	271	174-2	70	-	15	1062	18.3
Free	78-37	2253	467-1022	.457	334-464	.720	97	140	237	266	207-2	75	-	25	1268	16.3
Mix	75-9	1958	288-551	.523	215-263	.817	127	249	376	152	167-0	90	-	20	791	10.5
Bibby	81-80	2639	302-702	.430	221-282	.784	86	187	273	356	200-2	108	-	5	825	10.2
Carter	14-0	237	43-101	.426	10-19	.526	10	14	24	21	29-0	11	-	2	96	6.9
Jones	82-57	2023	215-424	.507	64-116	.552	190	476	666	92	301-3	43	-	200	494	6.0
Dawkins	59-0	684	135-215	.628	40-79	.506	59	171	230	24	129-1	12	-	49	310	5.3
Dunleavy	32-0	359	60-145	.414	34-45	.756	10	24	34	56	64-1	13	-	2	154	4.8
Bryant	61-0	612	107-240	.446	53-70	.757	45	72	117	48	84-1	36	-	13	267	4.4
Barnett	16-0	231	28-64	.438	10-18	.556	7	7	14	23	28-0	4	-	0	66	4.1
Catchings	53-25	864	62-123	.504	33-47	.702	64	170	234	30	130-1	23	-	78	157	3.0
Furlow	32-0	174	34-100	.340	16-18	.889	18	21	39	19	11-0	7	-	2	84	2.6
76ERS	**82**	**19780**	**3511-7322**	**.480**	**2012-2732**	**.736**	**1293**	**2752**	**4045**	**1966**	**2074-18**	**814**	**1915**	**561**	**9034**	**110.2**
OPPONENTS	**82**	**19780**	**3575-7920**	**.451**	**1561-2074**	**.753**	**1416**	**2448**	**3864**	**2012**	**2232-44**	**823**	**1769**	**371**	**8711**	**106.2**

1976-1977 GAME-BY-GAME RESULTS

DATE	W/L	PHI	OPP	TEAM
10/22	L	118	121	San Antonio
10/23	L	105	108	at Buffalo
10/26	W	111	101	at New Orleans
10/27	W	116	94	at Houston
10/30	W	104	80	New York Nets
11/04	W	101	96	at Golden State
11/05	L	104	146	at Portland
11/07	L	91	98	at Seattle
11/10	W	103	88	Chicago
11/12	W	143	104	Washington
11/13	W	114	109	at Washington
11/17	L	117	123	Indiana
11/19	W	100	95	New Orleans
11/20	W	123	106	at Atlanta
11/23	W	116	102	Boston
11/24	L	117	118	at Detroit
11/26	W	114	103	New York Knicks
11/27	L	104	111	at Cleveland
11/28	L	89	101	at Kansas City
12/01	W	114	102	Denver
12/03	L	112	121	Seattle
12/08	W	123	102	Buffalo
12/11	W	108	107	Portland
12/12	W	107	102	at Milwaukee
12/14	L	88	101	at Chicago
12/15	W	97	87	Phoenix
12/17	L	114	117	Golden State
12/18	W	97	93	at Indiana
12/21	L	94	108	at Denver
12/25	W	105	104	at New York Knicks
12/28	L	116	127	at San Antonio
12/29	L	91	93	at Houston
01/02	W	139	110	at New York Nets
01/05	W	117	94	Los Angeles
01/07	W	116	96	Cleveland
01/08	L	106	111	at Milwaukee
01/11	W	117	115	at Kansas City
01/12	W	102	97	Houston
01/14	W	111	106	Kansas City
01/16	W	97	76	New Orleans
01/19	W	114	94	Atlanta
01/22	W	109	94	Boston
01/23	W	91	83	at Boston
01/27	L	94	111	at Phoenix
01/28	L	104	117	at Los Angeles
01/30	W	107	101	at Denver
02/01	L	109	110	at Indiana
02/02	W	138	116	Detroit
02/04	L	112	113	New York Nets
02/06	W	102	97	Los Angeles
02/08	L	89	99	at Buffalo
02/09	W	107	104	Milwaukee
02/11	W	118	109	Indiana
02/16	W	117	113	Buffalo
02/18	L	96	102	Phoenix
02/20	W	112	111	Cleveland
02/25	L	102	104	at Los Angeles
02/27	W	93	85	at Seattle
03/01	L	107	108	at Portland
03/03	L	119	121	*at Golden State
03/05	W	117	114	at New York Knicks
03/06	L	102	110	New York Knicks
03/08	L	98	99	at Atlanta
03/09	W	129	125	**Denver
03/11	W	126	122	Seattle
03/13	L	102	106	Chicago
03/15	W	133	102	at Cleveland
03/16	W	109	100	Atlanta
03/18	W	124	104	Houston
03/20	W	111	104	at New York Nets
03/23	L	120	128	Golden State
03/25	W	113	110	San Antonio
03/27	W	128	116	Portland
03/29	W	119	113	at Chicago
03/30	W	115	112	Detroit
04/01	W	111	105	*Kansas City
04/03	L	90	96	at Boston
04/05	W	119	109	at New Orleans
04/06	L	109	131	at San Antonio
04/08	L	112	116	at Detroit
04/09	W	125	93	Washington
04/10	L	121	131	at Washington

** denotes overtime*
*** denotes double-overtime*

1977-1978 SEASON STATISTICS

RECORD: 55-27 (.671) **HOME: 37-4** **AWAY: 18-23** **1ST ATLANTIC DIVISION**

PLAYER	G-GS	MIN	FG-FGA	PCT	FT-FTA	PCT	OFF	DEF	TOT	AST	PF-DQ	STL	TO	BLK	PTS	AVG
Erving	74-68	2429	611-1217	.502	306-362	.845	179	302	481	279	207-0	135	238	97	1528	20.6
McGinnis	78-76	2533	588-1270	.463	411-574	.716	282	528	810	294	287-6	137	312	27	1587	20.3
Collins	79-77	2770	643-1223	.526	267-329	.812	87	143	230	320	228-2	128	250	25	1553	19.7
Free	76-5	2050	390-857	.455	411-562	.731	92	120	212	306	199-0	68	200	41	1191	15.7
Dawkins	70-11	1722	332-577	.575	156-220	.709	117	438	555	85	268-5	34	123	125	820	11.7
Mix	82-20	1819	291-560	.520	175-220	.795	96	201	297	174	158-1	87	131	3	757	9.2
Bibby	82-82	2518	286-659	.434	171-219	.781	62	189	251	464	207-0	91	153	6	743	9.1
Bryant	81-0	1236	190-436	.436	111-144	.771	103	177	280	129	185-1	56	115	24	491	6.1
Jones	80-69	1636	169-359	.471	96-153	.627	165	405	570	92	281-4	26	128	127	434	5.4
McClain	29-0	293	42-96	.438	7-10	.700	9	28	37	34	36-0	16	22	4	91	3.1
Catchings	61-2	748	70-178	.393	34-55	.618	105	145	250	34	124-1	20	44	67	174	2.9
Mosley	6-0	21	5-13	.385	3-7	.429	0	5	5	2	5-0	0	5	0	13	2.2
Dunleavy	4-0	17	3-7	.429	2-2	1.000	0	1	1	6	0-0	1	3	0	8	2.0
Washington	14-0	38	8-19	.421	3-6	.500	2	12	14	1	3-0	1	10	2	19	1.4
76ERS	**82**	**19830**	**3628-7471**	**.486**	**2153-2863**	**.752**	**1299**	**2694**	**3993**	**2220**	**2188-20**	**800**	**1752**	**548**	**9409**	**114.7**
OPPONENTS	**82**	**19830**	**3592-7788**	**.461**	**1803-2435**	**.740**	**1363**	**2473**	**3836**	**2095**	**2287-50**	**823**	**1708**	**346**	**8987**	**109.6**

1977-1978 GAME-BY-GAME RESULTS

DATE	W/L	PHI	OPP	TEAM
10/19	W	113	96	Detroit
10/22	L	103	104	*New Orleans
10/25	W	112	104	Kansas City
10/28	L	94	98	at Portland
10/29	L	110	113	at Golden State
11/02	L	102	103	Chicago
11/04	W	107	104	at New Jersey
11/05	W	132	101	Denver
11/09	W	130	107	New Jersey
11/11	W	127	119	New York
11/12	L	98	116	at Washington
11/15	W	114	93	at Atlanta
11/16	W	101	96	Seattle
11/18	W	121	112	at Boston
11/19	W	111	100	Milwaukee
11/22	W	105	99	Houston
11/23	W	106	105	at Detroit
11/25	W	125	119	*Golden State
11/26	W	112	107	at Buffalo
11/29	W	129	117	at San Antonio
11/30	W	117	114	at New Orleans
12/03	L	116	120	*at Houston
12/07	W	122	100	Portland
12/09	W	120	116	San Antonio
12/10	L	108	114	*at Indiana
12/13	L	117	129	at Milwaukee
12/14	L	99	108	Atlanta
12/16	L	110	115	at Chicago
12/17	W	129	116	Cleveland
12/21	W	125	119	Phoenix
12/25	L	110	113	at New York
12/28	W	129	125	*Chicago
12/30	W	126	119	Washington
01/04	W	108	93	Cleveland
01/06	W	123	110	Los Angeles
01/08	W	94	91	Boston
01/10	W	95	80	Houston
01/13	W	118	93	Buffalo
01/14	W	136	120	at New Jersey
01/18	W	126	106	at Kansas City
01/19	L	109	117	at Cleveland
01/22	W	99	87	Golden State
01/24	L	102	117	at Los Angeles
01/25	W	128	125	at Seattle
01/27	L	101	110	at Phoenix
01/29	W	118	117	at Denver
02/01	W	104	101	Denver
02/03	W	116	104	Indiana
02/07	L	106	108	at Chicago
02/08	W	117	104	New Orleans
02/10	L	110	116	at Buffalo
02/12	W	109	99	Seattle
02/14	W	119	116	at Indiana
02/15	W	116	113	at Detroit
02/17	W	125	116	San Antonio
02/19	W	120	110	New Jersey
02/21	W	127	114	at Cleveland
02/25	L	115	124	at Denver
02/26	L	97	99	at Seattle
02/28	L	92	113	at Portland
03/01	W	125	119	at Golden State
03/03	L	95	96	at Los Angeles
03/05	W	104	92	at Phoenix
03/08	W	108	97	Atlanta
03/10	W	120	109	Boston
03/12	W	105	103	at Boston
03/15	W	113	93	Los Angeles
03/17	W	123	112	Kansas City
03/18	W	141	127	at New York
03/19	W	125	118	New York
03/22	L	108	120	at Kansas City
03/24	W	131	122	Milwaukee
03/26	W	116	100	Portland
03/29	W	149	118	Buffalo
03/31	L	110	111	*at Atlanta
04/01	L	112	116	at Houston
04/02	L	107	111	at San Antonio
04/04	L	119	120	at New Orleans
04/05	W	126	115	Detroit
04/07	L	118	127	Indiana
04/08	W	131	114	Washington
04/09	L	113	123	at Washington

** denotes overtime*

YEAR-BY-YEAR

1978-1979 SEASON STATISTICS

RECORD: 47-35 (.573) **HOME: 31-10** **AWAY: 16-25** **2ND ATLANTIC DIVISION**

PLAYER	G-GS	MIN	FG-FGA	PCT	FT-FTA	PCT	OFF	DEF	TOT	AST	PF-DQ	STL	TO	BLK	PTS	AVG
Erving	78-76	2802	715-1455	.491	373-501	.745	198	366	564	357	207-0	133	315	100	1803	23.1
Collins	47-44	1595	358-717	.499	201-247	.814	36	87	123	191	139-1	52	131	20	917	19.5
Money	23-0	545	119-217	.548	34-54	.630	15	22	37	82	70-2	13	69	2	272	11.8
Dawkins	78-12	2035	430-831	.517	158-235	.672	123	508	631	128	295-5	32	197	143	1018	13.1
Bibby	82-38	2538	368-869	.423	266-335	.794	72	172	244	371	199-0	72	197	7	1002	12.2
B. Jones	80-78	2304	378-704	.537	209-277	.755	199	332	531	201	245-2	107	165	96	965	12.1
Mix	74-1	1269	265-493	.538	161-201	.801	109	184	293	121	112-0	57	100	16	691	9.3
C. Jones	78-75	2171	302-637	.474	121-162	.747	177	570	747	151	303-10	39	156	157	725	9.3
Cheeks	82-82	2409	292-572	.510	101-140	.721	63	191	254	431	198-2	174	193	12	685	8.4
Bryant	70-0	1064	205-478	.429	123-170	.724	96	163	259	103	171-1	49	114	9	533	7.6
Redmond	4-0	23	1-12	.083	0-0	---	0	1	1	1	3-0	0	1	0	2	0.5
Skinner	22-0	309	36-89	.404	27-32	.844	15	29	44	40	61-2	18	34	1	99	4.5
Simpson	36-0	452	87-196	.444	28-40	.700	16	19	35	58	27-0	25	47	1	202	5.6
Catchings	25-4	289	28-68	.412	13-17	.765	30	68	98	18	42-1	8	37	35	69	2.8
76ERS	**82**	**19805**	**3584-7338**	**.488**	**1815-2411**	**.753**	**1149**	**2712**	**3861**	**2253**	**2072-26**	**779**	**1771**	**599**	**8983**	**109.5**
OPPONENTS	**82**	**19805**	**3542-7626**	**.464**	**1747-2331**	**.749**	**1252**	**2506**	**3758**	**2094**	**2128-35**	**795**	**1627**	**353**	**8831**	**107.7**

1978-1979 GAME-BY-GAME RESULTS

DATE	W/L	PHI	OPP	TEAM
10/13	W	110	102	Los Angeles
10/18	L	111	121	Washington
10/20	W	126	117	at Detroit
10/21	W	130	111	New Orleans
10/25	W	118	117	Atlanta
10/28	W	101	99	at Houston
11/01	W	116	115	San Antonio
11/03	W	118	103	Milwaukee
11/08	W	123	117	New Jersey
11/10	W	123	122	at Washington
11/11	W	135	112	Detroit
11/14	L	108	124	at New Jersey
11/15	W	109	103	*Denver
11/17	W	95	94	Phoenix
11/18	L	116	124	at Atlanta
11/21	L	105	115	Golden State
11/24	W	134	120	San Diego
11/25	L	126	127	at Milwaukee
11/28	L	103	107	at New Orleans
11/29	W	120	114	*at San Antonio
12/02	L	97	100	Seattle
12/05	L	91	96	at Chicago
12/06	W	114	106	at Kansas City
12/09	L	107	115	at Cleveland
12/13	W	120	100	Kansas City
12/15	W	91	84	Houston
12/17	W	103	96	at Los Angeles
12/19	W	124	113	at San Diego
12/20	L	81	85	at Golden State
12/22	W	103	95	at Seattle
12/25	W	109	94	at New York
12/27	W	122	110	Indiana
12/29	W	113	107	Atlanta
12/30	L	94	100	San Antonio
01/03	W	111	98	Chicago
01/05	L	96	123	at Indiana
01/06	L	139	143	*Phoenix
01/10	W	123	112	New Orleans
01/12	L	89	100	at New Orleans
01/14	W	112	106	Portland
01/17	W	107	94	Cleveland
01/20	L	102	108	Boston
01/21	W	91	87	at Boston
01/24	L	94	101	at Phoenix
01/26	W	105	96	at Golden State
01/28	L	94	116	at Portland
01/31	L	106	108	Golden State
02/01	W	128	105	at Chicago
02/02	L	101	105	New York
02/07	W	114	103	Detroit
02/09	W	117	106	San Diego
02/11	W	107	99	Washington
02/14	L	106	108	Kansas City
02/15	L	100	113	at Cleveland
02/16	L	104	119	at Kansas City
02/18	W	110	107	*Milwaukee
02/21	L	99	106	*at Detroit
02/23	L	116	117	at San Diego
02/25	W	119	111	at Denver
02/27	L	115	118	at Portland
02/28	L	93	97	at Seattle
03/02	L	111	126	at Los Angeles
03/04	L	94	119	at Phoenix
03/06	L	91	94	at Atlanta
03/07	W	114	107	Boston
03/09	L	113	119	at Milwaukee
03/11	L	103	104	at New Jersey
03/14	L	96	99	Seattle
03/16	W	114	106	Indiana
03/17	L	101	103	at New York
03/18	W	106	90	New York
03/20	W	124	120	at San Antonio
03/21	W	114	108	at Houston
03/23	W	110	98	New Jersey
03/25	L	94	103	at Boston
03/27	W	100	97	at Washington
03/28	W	112	96	Chicago
03/30	W	129	93	Cleveland
04/01	W	112	111	Los Angeles
04/04	W	121	120	Houston
04/06	L	118	136	at Indiana
04/08	W	112	111	Denver

** denotes overtime*

1979-1980 SEASON STATISTICS

RECORD: 59-23 (.720) **HOME: 36-5** **AWAY: 23-18** **2ND ATLANTIC DIVISION**

PLAYER	G-GS	MIN	FG-FGA	PCT	FT-FTA	PCT	OFF	DEF	TOT	AST	PF-DQ	STL	TO	BLK	PTS	AVG
Erving	78-78	2812	838-1614	.519	420-534	.787	215	361	576	355	208-0	170	284	140	2100	26.9
Dawkins	80-80	2541	494-946	.522	190-291	.653	197	496	693	149	328-8	49	230	142	1178	14.7
Collins	36-17	963	191-410	.466	113-124	.911	29	65	94	100	76-0	30	82	7	495	13.8
B. Jones	81-3	2125	398-748	.532	257-329	.781	152	298	450	146	223-3	102	146	118	1053	13.0
Mix	81-5	1543	363-703	.516	207-249	.831	114	176	290	149	114-0	67	132	9	937	11.6
Cheeks	79-79	2623	357-661	.540	180-231	.779	75	199	274	556	197-1	183	216	32	898	11.4
Hollins	27-26	796	130-313	.415	67-87	.770	24	45	69	112	68-0	46	68	9	329	12.2
Bibby	82-8	2035	251-626	.401	226-286	.790	65	143	208	307	161-0	62	147	6	739	9.0
C. Jones	80-80	2771	232-532	.436	124-178	.697	219	731	950	164	298-5	43	218	162	588	7.4
Richardson	52-34	988	159-348	.457	28-45	.622	55	68	123	107	97-0	24	64	15	347	6.7
Money	6-0	82	14-36	.389	2-2	1.000	3	4	7	16	11-0	0	12	1	30	5.0
Spanarkel	40-0	442	72-153	.471	54-65	.831	27	27	54	51	58-0	12	57	6	198	5.0
Toone	23-0	124	23-64	.359	8-10	.800	12	22	34	12	20-0	4	16	5	55	2.4
Skinner	2-0	10	1-2	.500	0-0	---	0	0	0	2	1-0	0	2	0	2	1.0
76ERS	**82**	**19855**	**3523-7156**	**.492**	**1876-2431**	**.772**	**1187**	**2635**	**3822**	**2226**	**1860-17**	**792**	**1708**	**652**	**8949**	**109.1**
OPPONENTS	**82**	**19855**	**3444-7561**	**.455**	**1640-2145**	**.765**	**1318**	**2352**	**3670**	**2089**	**2100-39**	**876**	**1561**	**388**	**8603**	**104.9**

3-PT FG: 76ERS 27-125 (.216), Erving 4-20 (.200), Dawkins 0-6 (.000), Collins 0-1 (.000), B. Jones 0-3 (.000), Mix 4-10 (.400), Cheeks 4-9 (.444), Hollins 2-10 (.200), Bibby 11-52 (.212), C. Jones 0-2 (.000), Richardson 1-3 (.333), Spanarkel 0-2 (.000), Toone 1-7 (.143). OPPONENTS 75-277 (.271)

1979-1980 GAME-BY-GAME RESULTS

DATE	W/L	PHI	OPP	TEAM
10/12	W	93	92	at Washington
10/13	W	113	105	Houston
10/17	W	113	88	at New Jersey
10/19	W	112	104	Detroit
10/20	W	136	111	at New York
10/24	W	132	110	Indiana
10/26	W	127	116	New York
10/27	W	112	106	at Cleveland
10/31	L	97	102	at Atlanta
11/02	L	81	85	Atlanta
11/03	W	120	114	**at Indiana
11/06	W	118	117	*at Milwaukee
11/07	W	110	102	Kansas City
11/09	L	98	106	at Detroit
11/10	W	95	94	Boston
11/13	L	103	110	at Kansas City
11/16	L	105	106	San Antonio
11/17	L	103	106	*at Chicago
11/20	W	118	114	at San Antonio
11/21	L	94	97	at Houston
11/23	W	113	102	Houston
11/24	W	91	82	New Jersey
11/26	W	113	112	Indiana
11/28	W	120	102	Washington
11/30	W	104	101	San Diego
12/01	W	117	105	Cleveland
12/05	W	132	120	San Antonio
12/08	W	117	96	Phoenix
12/12	W	112	91	Milwaukee
12/14	L	98	103	Atlanta
12/15	L	96	112	at Atlanta
12/18	W	114	102	at Detroit
12/19	L	89	112	at Boston
12/21	W	117	106	Houston
12/22	W	126	113	Boston
12/25	W	95	92	at Washington
12/27	W	118	114	at San Antonio
12/29	L	100	104	at Houston
01/03	W	109	108	at Cleveland
01/08	W	111	108	at New York
01/09	W	108	105	New Jersey
01/11	W	119	106	Washington
01/13	W	126	112	New York
01/16	W	121	110	Portland
01/18	W	112	105	at New Jersey
01/19	W	111	107	Cleveland
01/23	W	118	93	at Denver
01/25	L	103	124	at Los Angeles
01/27	L	118	125	at Phoenix
01/28	L	101	107	at Utah
01/30	W	121	108	Detroit
01/31	W	110	105	at Houston
02/05	W	109	108	at Indiana
02/06	L	110	129	at Boston
02/08	L	94	109	Seattle
02/10	W	105	104	Los Angeles
02/13	W	107	85	Utah
02/15	W	114	104	at Detroit
02/16	W	100	92	Chicago
02/17	W	115	100	Cleveland
02/21	L	99	104	at San Diego
02/24	W	103	100	at Golden State
02/26	W	98	96	at Portland
02/27	W	101	98	*at Seattle
02/29	W	104	103	Denver
03/02	W	144	99	Golden State
03/05	W	120	113	Indiana
03/07	L	92	111	at Boston
03/09	W	134	118	at San Antonio
03/11	W	102	97	*at Atlanta
03/12	W	105	98	Washington
03/14	L	94	104	at Indiana
03/16	L	109	123	at Cleveland
03/17	W	123	109	Detroit
03/19	L	99	105	San Antonio
03/20	L	113	119	*at Washington
03/21	W	108	99	New Jersey
03/23	W	112	108	New York
03/26	W	84	81	Atlanta
03/27	W	103	101	at New York
03/28	L	92	99	at New Jersey
03/30	W	116	110	Boston

** denotes overtime*
*** denotes double-overtime*

YEAR-BY-YEAR

1980-1981 SEASON STATISTICS

RECORD: 47-35 (.573) **HOME: 31-10** **AWAY: 16-25** **2ND ATLANTIC DIVISION**

PLAYER	G-GS	MIN	FG-FGA	PCT	FT-FTA	PCT	OFF	DEF	TOT	AST	PF-DQ	STL	TO	BLK	PTS	AVG
Erving	82-82	2874	794-1524	.521	422-536	.787	244	413	657	364	233-0	173	266	147	2014	24.6
Dawkins	76-76	2088	423-697	.607	219-304	.720	106	439	545	109	316-9	38	220	112	1065	14.0
B. Jones	81-0	2046	407-755	.539	282-347	.813	142	293	435	226	226-2	95	149	74	1096	13.5
Toney	75-57	1768	399-806	.495	161-226	.712	32	111	143	273	234-5	59	219	10	968	12.9
Collins	12-12	329	62-126	.492	24-29	.828	6	23	29	42	23-0	7	22	4	148	12.3
Mix	72-1	1327	288-575	.501	200-240	.833	105	159	264	114	107-0	59	88	18	776	10.8
Hollins	82-13	2154	327-696	.470	125-171	.731	47	144	191	352	205-2	104	207	18	781	9.5
Cheeks	81-81	2415	310-581	.534	140-178	.787	67	178	245	560	231-1	193	174	39	763	9.4
C. Jones	81-81	2639	218-485	.449	148-193	.767	200	613	813	122	271-2	53	168	134	584	7.2
Richardson	77-1	1313	227-464	.489	84-108	.778	83	93	176	152	102-0	36	110	10	538	7.0
Johnson	40-0	372	87-158	.551	27-31	.871	8	47	55	30	45-0	20	25	2	202	5.1
Cureton	52-6	528	93-205	.454	33-64	.516	51	104	155	25	68-0	20	29	23	219	4.2
Davis	1-0	2	1-1	1.000	0-0	---	0	1	1	0	0-0	0	0	0	2	2.0
76ERS	**82**	**19855**	**3636-7073**	**.514**	**1865-2427**	**.768**	**1091**	**2618**	**3709**	**2369**	**2061-21**	**857**	**1702**	**591**	**9156**	**111.7**
OPPONENTS	**82**	**19855**	**3307-7337**	**.451**	**1850-2487**	**.744**	**1286**	**2287**	**3573**	**2033**	**2044-32**	**818**	**1642**	**379**	**8512**	**103.8**

3-PT FG: 76ERS 19-84 (.226), Erving 4-18 (.222), B. Jones 0-3 (.000), Toney 9-29 (.310), Mix 0-3 (.000), Hollins 2-15 (.133), Cheeks 3-8 (.375), Richardson 0-1 (.000), Johnson 1-6 (.167), Cureton 0-1 (.000). OPPONENTS 48-200 (.240).

1980-1981 GAME-BY-GAME RESULTS

DATE	W/L	PHI	OPP	TEAM
10/10	L	103	106	Milwaukee
10/11	W	126	120	**at Washington
10/14	L	93	113	at New York
10/15	W	119	111	at New Jersey
10/18	W	117	101	Washington
10/22	W	94	93	at Detroit
10/25	W	113	100	at Atlanta
10/28	W	119	101	at Cleveland
10/29	W	115	102	Chicago
10/31	W	107	96	Atlanta
11/01	W	117	113	*Boston
11/05	W	107	103	Detroit
11/07	W	117	100	Kansas City
11/09	W	136	121	at Milwaukee
11/11	W	121	80	at Chicago
11/12	L	113	125	New York
11/13	W	130	103	at Indiana
11/15	W	115	108	New Jersey
11/18	W	113	99	at New York
11/19	W	110	101	Golden State
11/21	W	97	88	Indiana
11/22	W	108	101	at San Antonio
11/25	W	108	92	at Dallas
11/26	W	101	100	at Houston
11/28	W	116	103	Portland
11/29	W	113	93	Utah
12/02	L	108	112	*at Atlanta
12/03	W	104	98	New York
12/05	W	104	100	Atlanta
12/09	W	96	83	at Cleveland
12/10	W	113	100	Chicago
12/12	W	95	79	Washington
12/14	W	114	107	at New Jersey
12/16	W	109	107	at Indiana
12/17	W	103	79	Cleveland
12/19	W	122	107	New Jersey
12/26	W	113	103	at Kansas City
12/27	L	121	125	at Denver
12/28	L	116	122	at Los Angeles
12/30	L	108	109	at Portland
01/02	W	120	117	*at Seattle
01/03	W	119	105	at Golden State
01/07	W	135	102	San Antonio
01/09	W	107	94	Houston
01/10	W	117	102	at Chicago
01/14	W	110	105	New Jersey
01/15	L	110	113	at Milwaukee
01/16	W	137	119	Cleveland
01/18	W	113	92	Seattle
01/20	L	75	83	at Detroit
01/21	W	118	104	Indiana
01/22	W	128	116	at Washington
01/25	W	98	93	Phoenix
01/28	L	101	104	at Boston
02/03	W	97	93	at Atlanta
02/04	W	107	104	Boston
02/06	W	129	113	San Diego
02/08	W	102	99	Los Angeles
02/11	W	122	120	*Cleveland
02/13	L	102	104	Washington
02/15	W	116	98	Atlanta
02/18	W	111	97	Detroit
02/19	L	108	129	at Washington
02/20	W	117	109	Dallas
02/22	L	110	116	at Phoenix
02/25	W	107	95	at San Diego
02/27	W	87	83	at Utah
03/01	L	107	114	at Boston
03/04	L	100	111	Chicago
03/06	W	131	112	Denver
03/08	W	123	100	Milwaukee
03/10	W	103	102	at Indiana
03/11	W	115	95	New York
03/13	L	104	120	at Milwaukee
03/15	L	109	120	at New York
03/17	L	120	126	*at New Jersey
03/18	W	107	95	Indiana
03/20	L	108	120	at Chicago
03/22	W	126	94	Boston
03/25	W	114	75	Detroit
03/27	W	138	117	at Cleveland
03/29	L	94	98	at Boston

** denotes overtime*
*** denotes double-overtime*

1981-1982 SEASON STATISTICS

RECORD: 58-24 (.707) **HOME: 32-9** **AWAY: 26-15** **2ND ATLANTIC DIVISION**

PLAYER	G-GS	MIN	FG-FGA	PCT	FT-FTA	PCT	OFF	DEF	TOT	AST	PF-DQ	STL	TO	BLK	PTS	AVG
Erving	81-81	2789	780-1428	.546	411-539	.763	220	337	557	319	229-1	161	214	141	1974	24.4
Toney	77-1	1909	511-979	.522	227-306	.742	43	91	134	283	269-5	64	214	17	1274	16.5
B. Jones	76-73	2181	416-737	.564	263-333	.790	109	284	393	189	211-3	99	145	112	1095	14.4
Cheeks	79-79	2498	352-676	.521	171-220	.777	51	197	248	667	247-0	209	184	33	881	11.2
Hollins	81-81	2257	380-797	.477	132-188	.702	35	152	187	316	198-1	103	146	20	894	11.0
Dawkins	48-36	1124	207-367	.564	114-164	.695	68	237	305	55	193-5	19	96	55	528	11.0
Bantom	43-1	979	156-306	.510	67-114	.588	87	139	226	46	133-0	25	64	37	380	8.8
C. Jones	81-47	2446	231-465	.497	179-219	.817	164	544	708	100	301-3	38	155	146	641	7.9
Mix	75-0	1235	202-399	.506	136-172	.791	92	133	225	93	86-0	42	67	17	541	7.2
Cureton	66-8	956	149-306	.487	51-94	.543	90	180	270	32	142-0	31	44	27	349	5.3
Richardson	77-0	1040	140-310	.452	69-88	.784	55	63	118	109	109-0	36	79	9	351	4.6
Edwards	42-3	291	65-150	.433	20-27	.741	10	17	27	45	37-0	16	24	5	150	3.6
Johnson	26-0	150	27-54	.500	6-7	.857	7	15	22	10	28-0	13	13	3	61	2.3
76ERS	**82**	**19855**	**3616-6974**	**.518**	**1846-2471**	**.747**	**1031**	**2389**	**3420**	**2264**	**2183-18**	**856**	**1474**	**622**	**9119**	**111.2**
OPPONENTS	**82**	**19855**	**3371-7083**	**.476**	**1852-2496**	**.742**	**1289**	**2344**	**3633**	**1965**	**2216-44**	**702**	**1615**	**470**	**8649**	**105.5**

3-PT FG: 76ERS 41-139 (.295), Erving 3-11 (.273), Toney 25-59 (.424), B. Jones 0-3 (.000), Cheeks 6-22 (.273), Hollins 2-16 (.125), Dawkins 0-2 (.000), Bantom 1-3 (.333), C. Jones 0-3 (.000), Mix 1-4 (.250), Cureton 0-2 (.000), Richardson 2-2 (1.000), Edwards 0-9 (.000), Johnson 1-3 (.333). OPPONENTS 55-212 (.259).

1981-1982 GAME-BY-GAME RESULTS

DATE	W/L	PHI	OPP	TEAM
10/30	W	128	104	Cleveland
10/31	W	108	106	at Atlanta
11/03	W	112	99	at Washington
11/04	W	107	99	Indiana
11/06	L	99	106	Atlanta
11/10	W	95	93	at Detroit
11/11	W	117	90	Chicago
11/13	W	105	85	Kansas City
11/14	W	109	102	at New York
11/18	W	102	100	Milwaukee
11/20	W	99	94	at Cleveland
11/21	W	135	106	Houston
11/27	W	124	112	*at Indiana
11/28	W	116	103	Detroit
12/01	W	107	98	at Atlanta
12/02	L	101	106	San Antonio
12/04	L	103	111	at Boston
12/05	W	114	105	at New Jersey
12/09	W	137	109	Denver
12/11	W	131	113	Cleveland
12/12	W	117	114	*at Chicago
12/13	L	108	127	at Milwaukee
12/16	L	115	117	New York
12/19	W	123	118	*Boston
12/22	W	112	105	at New York
12/27	L	96	99	at Phoenix
12/29	W	142	135	at Golden State
12/30	W	102	99	at Seattle
01/01	W	120	105	at Portland
01/02	W	109	107	at Utah
01/05	L	101	124	at Detroit
01/06	W	126	112	Washington
01/08	L	90	96	at Boston
01/09	L	113	120	New Jersey
01/12	W	95	92	at Washington
01/13	L	107	111	Milwaukee
01/15	L	90	96	Atlanta
01/17	L	97	105	at New Jersey
01/20	W	115	110	Portland
01/22	W	112	105	at Indiana
01/23	W	100	87	Seattle
01/26	L	95	103	at San Antonio
01/27	W	99	86	at Dallas
01/28	L	101	109	at Houston
02/03	W	122	96	Washington
02/05	W	116	112	New Jersey
02/07	W	123	107	Chicago
02/10	W	102	96	Indiana
02/13	W	114	107	at New York
02/14	W	117	105	New York
02/17	W	114	109	Dallas
02/19	W	132	117	Utah
02/21	W	109	102	Phoenix
02/23	W	115	101	at San Diego
02/26	L	114	116	**at Los Angeles
02/27	L	125	134	at Denver
03/02	L	109	112	at Chicago
03/03	W	125	107	San Diego
03/05	W	89	80	Atlanta
03/07	W	119	113	Los Angeles
03/10	W	134	114	Golden State
03/14	W	128	114	at Kansas City
03/16	L	91	106	at Milwaukee
03/17	W	102	93	Washington
03/19	W	112	95	Indiana
03/21	L	111	123	Boston
03/24	L	106	111	New Jersey
03/25	L	98	100	at Detroit
03/26	W	115	111	at Cleveland
03/28	W	116	98	at Boston
03/30	L	114	116	*at Milwaukee
03/31	W	99	98	Chicago
04/02	W	135	115	Cleveland
04/04	W	127	106	New York
04/06	W	117	104	at Chicago
04/07	W	116	113	at New Jersey
04/09	L	88	103	at Atlanta
04/11	L	109	110	*Boston
04/13	W	93	89	at Indiana
04/14	W	119	111	Detroit
04/16	W	100	96	at Washington
04/18	W	110	86	Milwaukee

** denotes overtime*
*** denotes double-overtime*

YEAR-BY-YEAR

1982-1983 SEASON STATISTICS

RECORD: 65-17 (.793) **HOME: 35-6** **AWAY: 30-11** **1ST ATLANTIC DIVISION**

PLAYER	G-GS	MIN	FG-FGA	PCT	FT-FTA	PCT	OFF	DEF	TOT	AST	PF-DQ	STL	TO	BLK	PTS	AVG
Malone	78-78	2922	654-1305	.501	600-788	.761	445	749	1194	101	206-0	89	264	157	1908	24.5
Erving	72-72	2421	605-1170	.517	330-435	.759	173	318	491	263	202-1	112	196	131	1542	21.4
Toney	81-81	2474	626-1250	.501	324-411	.788	42	183	225	365	255-0	80	271	17	1598	19.7
Cheeks	79-79	2465	404-745	.542	181-240	.754	53	156	209	543	182-0	184	179	31	990	12.5
Jones	74-0	1749	250-460	.543	165-208	.793	102	242	344	142	199-4	85	109	91	665	9.0
C. Johnson	32-4	698	91-182	.500	34-58	.586	75	130	205	24	84-1	16	36	29	216	6.8
Richardson	77-1	1755	259-559	.463	71-111	.640	98	149	247	168	164-0	71	99	18	589	7.6
R. Johnson	29-8	549	69-154	.448	22-30	.733	32	58	90	23	82-1	8	35	17	160	5.5
Edwards	81-3	1266	228-483	.472	86-113	.761	23	62	85	221	119-0	81	110	6	542	6.7
Schoene	46-2	702	106-207	.512	21-28	.750	52	102	154	32	118-2	13	46	9	233	5.1
Iavaroni	80-77	1612	163-353	.462	78-113	.690	117	212	329	83	238-0	32	133	44	404	5.1
Cureton	73-3	987	108-258	.419	33-67	.493	84	185	269	43	144-1	37	76	24	249	3.4
McNamara	36-2	182	29-64	.453	20-45	.444	34	42	76	7	42-1	3	36	3	78	2.2
Anderson	13-0	48	8-22	.364	1-3	.333	4	8	12	1	6-0	1	5	0	17	1.3
76ERS	**82**	**19830**	**3600-7212**	**.499**	**1966-2650**	**.742**	**1334**	**2596**	**3930**	**2016**	**2041-11**	**812**	**1627**	**577**	**9191**	**112.1**
OPPONENTS	**82**	**19830**	**3442-7470**	**.461**	**1624-2253**	**.721**	**1325**	**2263**	**3588**	**2089**	**2246-54**	**755**	**1590**	**511**	**8562**	**104.4**

3-PT FG: 76ERS 25-109 (.229), Malone 0-1 (.000), Erving 2-7 (.286), Toney 22-76 (.289), Cheeks 1-6 (.167), Jones 0-1 (.000), Richardson 0-6 (.000), Edwards 0-8 (.000), Schoene 0-1 (.000), Iavaroni 0-2 (.000), Anderson 0-1 (.000). OPPONENTS 54-249 (.217)

1982-1983 GAME-BY-GAME RESULTS

DATE	W/L	PHI	OPP	TEAM
10/29	W	104	89	at New York
10/30	W	110	99	New Jersey
11/03	W	130	111	San Diego
11/05	W	120	109	at Detroit
11/06	W	119	115	**Boston
11/10	W	145	108	Chicago
11/12	L	108	117	Indiana
11/13	W	110	100	at New Jersey
11/14	W	102	93	Washington
11/17	W	120	103	Detroit
11/19	W	121	109	Milwaukee
11/23	L	103	106	Portland
11/24	W	121	106	at Indiana
11/26	W	120	102	at Cleveland
11/27	W	126	113	Utah
11/30	L	97	111	at Atlanta
12/02	W	116	108	at Phoenix
12/03	W	127	110	at San Diego
12/05	W	114	104	at Los Angeles
12/08	W	132	85	Atlanta
12/10	L	97	123	at Boston
12/11	W	128	111	Detroit
12/15	W	99	93	Cleveland
12/17	W	109	95	New York
12/18	L	97	100	at Washington
12/21	W	122	105	Boston
12/26	W	124	122	at San Antonio
12/28	W	104	93	at Houston
12/29	W	126	116	*at Dallas
01/05	W	122	120	*Los Angeles
01/07	W	106	89	at Washington
01/08	W	125	113	Kansas City
01/11	W	109	99	at Atlanta
01/12	W	122	121	Milwaukee
01/14	W	115	105	at Detroit
01/15	W	114	105	Indiana
01/18	W	98	90	at Cleveland
01/19	W	126	106	Chicago
01/21	W	130	117	Seattle
01/23	L	96	107	at Milwaukee
01/25	W	116	99	at Chicago
01/26	W	113	102	Phoenix
01/28	W	114	99	at Kansas City
01/29	W	126	109	at Utah
02/01	W	133	124	at Denver
02/03	W	117	111	at Golden State
02/04	L	109	115	at Portland
02/06	W	97	96	at Seattle
02/09	W	106	93	Atlanta
02/10	W	116	110	at Chicago
02/16	W	116	95	Denver
02/18	W	127	98	Houston
02/20	W	104	89	New York
02/23	W	133	101	Dallas
02/25	W	116	111	Chicago
02/27	W	115	104	Golden State
03/01	W	106	94	at New York
03/04	L	110	115	at Boston
03/06	L	106	112	at New Jersey
03/07	W	123	114	Detroit
03/12	W	95	86	at Washington
03/13	W	97	93	Washington
03/15	W	132	128	at Indiana
03/16	W	105	100	Boston
03/19	W	105	97	at Milwaukee
03/20	W	121	119	at Detroit
03/22	L	76	89	at New York
03/23	W	104	101	*Milwaukee
03/25	L	92	101	New Jersey
03/27	W	94	80	Cleveland
03/29	L	95	97	at Chicago
03/30	W	120	113	Atlanta
04/01	L	104	111	New Jersey
04/03	W	96	84	at Cleveland
04/05	W	116	108	at Milwaukee
04/06	L	109	112	San Antonio
04/08	W	126	118	*Indiana
04/10	W	113	97	New York
04/12	L	97	102	at Atlanta
04/13	L	76	95	Washington
04/15	W	100	98	at New Jersey
04/17	L	101	114	at Boston

** denotes overtime*
*** denotes double-overtime*

1983-1984 SEASON STATISTICS

RECORD: 52-30 (.634) **HOME: 32-9** **AWAY: 20-21** **2ND ATLANTIC DIVISION**

PLAYER	G-GS	MIN	FG-FGA	PCT	FT-FTA	PCT	OFF	DEF	TOT	AST	PF-DQ	STL	TO	BLK	PTS	AVG
Malone	71-71	2613	532-1101	.483	545-727	.750	352	598	950	96	188-0	71	250	110	1609	22.7
Erving	77-77	2683	678-1324	.512	364-483	.754	190	342	532	309	217-3	141	230	139	1727	22.4
Toney	78-72	2556	593-1125	.527	390-465	.839	57	136	193	373	251-1	70	297	23	1588	20.4
Cheeks	75-75	2494	386-702	.550	170-232	.733	44	161	205	478	196-1	171	182	20	950	12.7
B. Jones	75-0	1761	226-432	.523	167-213	.784	92	231	323	187	199-1	107	101	103	619	8.3
Richardson	69-12	1571	221-473	.467	79-103	.767	62	103	165	155	145-0	49	100	23	521	7.6
Matthews	14-5	292	45-101	.446	9-14	.643	6	17	23	62	32-0	11	30	2	100	7.1
Williams	70-12	1375	193-405	.477	86-133	.647	117	209	326	60	203-3	62	96	103	472	6.7
Johnson	80-10	1721	193-412	.468	69-113	.611	131	267	398	55	205-1	35	95	65	455	5.7
Iavaroni	78-71	1532	149-322	.463	97-131	.740	91	219	310	95	222-1	36	124	55	395	5.1
Edwards	60-0	654	84-221	.380	34-48	.708	12	47	59	90	78-1	31	46	5	202	3.4
Threatt	45-0	464	62-148	.419	23-28	.821	17	23	40	41	65-1	13	33	2	148	3.3
Rautins	28-3	196	21-58	.362	6-10	.600	9	24	33	29	31-0	9	19	2	48	1.7
C. Jones	1-0	3	0-1	.000	1-4	.250	0	0	0	0	1-0	0	0	0	1	1.0
Kuczenski	3-2	40	1-8	.125	1-2	.500	1	5	6	2	7-0	1	5	1	3	1.0
76ERS	**82**	**19955**	**3384-6833**	**.495**	**2041-2706**	**.754**	**1181**	**2382**	**3563**	**2032**	**2040-13**	**807**	**1628**	**653**	**8838**	**107.8**
OPPONENTS	**82**	**19955**	**3427-7136**	**.480**	**1757-2367**	**.742**	**1235**	**2237**	**3472**	**2062**	**2237-42**	**805**	**1559**	**483**	**8658**	**105.6**

3-PT FG: 76ERS 29-107 (.271), Malone 0-4 (.000), Erving 7-21 (.333), Toney 12-38 (.316), Cheeks 8-20 (.400), B. Jones 0-1 (.000), Richardson 0-4 (.000), Matthews 1-7 (.143), Williams 0-1 (.000), Iavaroni 0-2 (.000), Edwards 0-1 (.000), Threatt 1-8 (.125). OPPONENTS 47-207 (.227).

1983-1984 GAME-BY-GAME RESULTS

DATE	W/L	PHI	OPP	TEAM
10/28	W	117	114	Washington
10/29	W	124	112	*at Indiana
11/01	W	99	91	Chicago
11/04	L	94	104	Milwaukee
11/05	W	119	112	at New Jersey
11/09	L	116	120	at Detroit
11/11	W	108	100	Kansas City
11/13	W	124	116	*San Diego
11/16	W	102	97	New York
11/17	L	94	99	at Atlanta
11/19	W	92	91	Boston
11/22	W	112	108	Detroit
11/23	W	113	105	at San Antonio
11/25	W	115	101	at Houston
11/29	W	98	96	at Indiana
11/30	W	122	110	Atlanta
12/03	L	98	103	at Washington
12/04	W	121	114	*at Boston
12/07	W	133	128	Denver
12/09	L	93	100	New Jersey
12/11	W	97	87	at Milwaukee
12/14	W	115	93	Milwaukee
12/16	W	115	105	Cleveland
12/21	W	122	121	San Antonio
12/23	W	108	106	at Detroit
12/27	W	112	109	at Kansas City
12/29	L	89	101	at Denver
12/30	L	93	97	*at Seattle
01/01	W	115	103	at Portland
01/03	L	106	115	at Golden State
01/05	W	103	102	*at Milwaukee
01/06	W	108	104	New Jersey
01/07	L	98	106	at Cleveland
01/09	L	73	111	at New York
01/11	W	121	99	Washington
01/13	L	104	105	Boston
01/14	W	129	103	Golden State
01/17	W	128	117	Detroit
01/18	W	109	107	at Cleveland
01/20	W	109	106	Cleveland
01/21	L	90	94	at Washington
01/24	L	102	111	at New York
01/25	L	98	102	at Boston
02/01	W	111	103	Indiana
02/03	L	88	99	Atlanta
02/04	L	97	102	at Atlanta
02/07	L	89	104	at Chicago
02/08	W	118	107	Houston
02/10	L	91	100	Chicago
02/12	W	109	91	at Boston
02/15	L	116	119	**at Dallas
02/17	W	114	109	New Jersey
02/19	W	101	97	New York
02/21	L	116	119	*at New Jersey
02/23	L	109	116	*at Cleveland
02/24	L	114	119	Portland
02/26	L	99	101	Los Angeles
02/29	W	103	97	at Utah
03/01	L	100	112	at Phoenix
03/04	W	127	122	at San Diego
03/07	W	113	105	at Los Angeles
03/09	W	92	84	Seattle
03/11	W	120	97	Utah
03/13	W	121	106	at Indiana
03/14	W	92	91	Milwaukee
03/16	L	102	105	Atlanta
03/17	W	131	112	Phoenix
03/22	W	106	101	at Washington
03/23	W	100	95	Cleveland
03/25	W	119	114	**Boston
03/27	L	78	97	at Atlanta
03/28	W	109	103	Washington
03/30	W	118	110	Dallas
03/31	W	111	104	at Chicago
04/03	L	115	118	at Detroit
04/05	L	103	113	at Milwaukee
04/06	W	112	106	Indiana
04/08	W	109	108	New York
04/10	L	102	106	at New Jersey
04/11	L	113	126	Detroit
04/14	W	103	100	at New York
04/15	W	129	115	Chicago

** denotes overtime*
*** denotes double-overtime*

YEAR-BY-YEAR

1984-1985 SEASON STATISTICS

RECORD: 58-24 (.707) **HOME: 34-7** **AWAY: 24-17** **2ND ATLANTIC DIVISION**

PLAYER	G-GS	MIN	FG-FGA	PCT	FT-FTA	PCT	OFF	DEF	TOT	AST	PF-DQ	STL	TO	BLK	PTS	AVG
Malone	79-79	2957	602-1284	.469	737-904	.815	385	646	1031	130	216-0	67	286	123	1941	24.6
Erving	78-78	2535	610-1236	.494	338-442	.765	172	242	414	233	199-0	135	208	109	1561	20.0
Toney	70-65	2237	450-914	.492	306-355	.862	35	142	177	363	211-1	65	224	24	1245	17.8
Barkley	82-60	2347	427-783	.545	293-400	.733	266	437	703	155	301-5	95	209	80	1148	14.0
Cheeks	78-78	2616	422-741	.570	175-199	.879	54	163	217	497	184-0	169	155	24	1025	13.1
Jones	80-8	1633	207-385	.538	186-216	.861	105	192	297	155	183-2	84	118	50	600	7.5
Richardson	74-20	1531	183-404	.453	76-89	.854	60	95	155	157	143-0	37	78	15	443	6.0
Threatt	82-0	1304	188-416	.452	66-90	.733	21	78	99	175	171-2	80	99	16	446	5.4
G. Johnson	55-3	756	107-263	.407	49-56	.875	48	116	164	38	99-0	31	49	16	264	4.8
C. Johnson	58-0	875	117-235	.498	36-49	.735	92	129	221	33	112-0	15	43	44	270	4.7
Wood	38-1	269	50-134	.373	18-26	.692	3	15	18	45	17-0	8	25	0	122	3.2
Williams	46-8	488	58-148	.392	28-47	.596	38	68	106	11	92-1	26	44	26	144	3.1
Iavaroni	12-10	156	12-31	.387	6-6	1.000	11	18	29	6	24-0	4	16	3	30	2.5
Hayes	11-0	101	10-18	.556	2-4	.500	11	23	34	1	19-0	1	2	4	22	2.0
76ERS	**82**	**19805**	**3443-6992**	**.492**	**2316-2883**	**.803**	**1301**	**2364**	**3665**	**1999**	**1971-11**	**817**	**1575**	**534**	**9261**	**112.9**
OPPONENTS	**82**	**19805**	**3494-7157**	**.488**	**1857-2397**	**.775**	**1183**	**2173**	**3356**	**2139**	**2209-32**	**753**	**1534**	**391**	**8925**	**108.8**

3-PT FG: 76ERS 59-224 (.263), Malone 0-2 (.000), Erving 3-14 (.214), Toney 39-105 (.371), Barkley 1-6 (.167), Cheeks 6-26 (.231), Jones 0-4 (.000), Richardson 1-3 (.333), Threatt 4-22 (.182), G. Johnson 1-10 (.100), C. Johnson 0-1 (.000), Wood 4-30 (.133), Williams 0-1 (.000). OPPONENTS 80-311 (.257).

1984-1985 GAME-BY-GAME RESULTS

DATE	W/L	PHI	OPP	TEAM
10/26	W	111	101	Cleveland
10/27	W	111	108	at Atlanta
10/30	W	118	96	at New Jersey
11/02	W	107	103	Dallas
11/07	W	134	113	Indiana
11/09	L	119	130	at Boston
11/14	L	133	137	*Detroit
11/16	W	101	90	at Detroit
11/17	W	109	100	at Chicago
11/20	L	105	120	Washington
11/21	W	112	107	at Indiana
11/23	W	119	117	*at Phoenix
11/24	L	110	114	at Denver
11/27	W	93	89	at Washington
11/28	W	122	101	Indiana
11/30	W	126	116	Portland
12/02	W	114	112	New Jersey
12/05	W	112	111	Milwaukee
12/07	W	122	116	L.A. Lakers
12/09	W	110	94	New York
12/11	L	106	110	at New York
12/12	W	110	107	Boston
12/14	W	115	111	at Milwaukee
12/15	W	114	102	at Chicago
12/19	W	123	118	San Antonio
12/21	L	101	104	Milwaukee
12/22	W	107	93	New Jersey
12/25	W	109	108	at Detroit
12/28	W	114	111	at Utah
12/29	W	109	95	at Golden State
01/01	W	111	106	at Portland
01/02	W	118	109	at Seattle
01/05	W	110	106	at Milwaukee
01/07	W	100	99	Phoenix
01/09	W	126	122	Detroit
01/11	W	115	108	Houston
01/13	W	115	104	at Washington
01/15	W	93	82	at New York
01/16	W	122	99	Atlanta
01/20	L	97	113	at Boston
01/22	W	101	100	at Cleveland
01/25	L	104	109	at L.A. Lakers
01/26	W	120	113	at L.A. Clippers
01/28	L	109	111	at Dallas
01/30	W	122	104	Boston
02/01	W	121	110	Chicago
02/02	L	96	101	at New Jersey
02/04	W	106	92	Atlanta
02/06	W	116	111	Washington
02/12	W	124	116	at Indiana
02/13	W	131	129	New York
02/15	L	107	112	Cleveland
02/16	W	125	114	at Detroit
02/18	L	113	120	at Cleveland
02/20	W	137	116	Golden State
02/22	W	110	99	Detroit
02/24	W	117	108	Utah
02/26	L	97	116	at Milwaukee
02/28	W	127	119	at Kansas City
03/03	L	90	99	at Houston
03/04	L	103	109	at San Antonio
03/06	W	96	86	Atlanta
03/08	W	128	114	Seattle
03/09	L	129	131	**at New York
03/13	W	121	103	L.A. Clippers
03/15	W	119	110	New York
03/16	W	127	107	New Jersey
03/19	L	89	116	at Cleveland
03/20	L	117	118	*Kansas City
03/22	L	112	131	Milwaukee
03/24	W	124	103	Denver
03/27	W	115	97	Washington
03/29	L	108	112	at Boston
03/30	W	122	117	at Chicago
04/02	W	102	91	at Atlanta
04/03	L	110	113	Cleveland
04/05	W	116	113	Chicago
04/06	L	117	121	at Indiana
04/09	W	113	104	Boston
04/10	L	100	125	at New Jersey
04/12	W	111	105	Indiana
04/13	L	106	118	at Washington

** denotes overtime*
*** denotes double-overtime*

1985-1986 SEASON STATISTICS

RECORD: 54-28 (.659) **HOME: 31-10** **AWAY: 23-18** **2ND ATLANTIC DIVISION**

PLAYER	G-GS	MIN	FG-FGA	PCT	FT-FTA	PCT	OFF	DEF	TOT	AST	PF-DQ	STL	TO	BLK	PTS	AVG
Malone	74-74	2706	571-1246	.458	617-784	.787	339	533	872	90	194-0	67	261	71	1759	23.8
Barkley	80-80	2952	595-1041	.572	396-578	.685	354	672	1026	312	333-8	173	350	125	1603	20.0
Erving	74-74	2474	521-1085	.480	289-368	.785	169	201	370	248	196-3	113	214	82	1340	18.1
Cheeks	82-82	3270	490-913	.537	282-335	.842	55	180	235	753	160-0	207	238	27	1266	15.4
McAdoo	29-0	609	116-251	.462	62-81	.765	25	78	103	35	64-0	10	49	18	294	10.1
Threatt	70-27	1754	310-684	.453	75-90	.833	21	100	121	193	157-1	93	102	5	696	9.9
Thompson	23-8	432	70-194	.361	37-43	.860	27	36	63	24	49-1	15	30	17	179	7.8
Catledge	64-7	1092	202-431	.469	90-139	.647	107	165	272	21	127-0	31	69	8	494	7.7
Jones	70-42	1519	189-338	.559	114-145	.786	49	120	169	126	159-0	48	90	50	492	7.0
Wood	29-1	455	57-136	.419	27-34	.794	9	18	27	75	24-0	14	20	0	154	5.3
Green	21-0	232	39-91	.429	14-23	.609	10	25	35	6	27-0	1	18	2	92	4.4
Moss	60-0	852	95-239	.397	54-74	.730	25	65	90	89	106-0	50	61	12	249	4.2
Toney	6-0	84	11-36	.306	3-8	.375	2	3	5	12	8-0	2	7	0	25	4.2
Stokes	31-13	350	56-119	.471	14-21	.667	27	30	57	17	56-0	14	19	11	126	4.1
Johnson	75-2	1069	105-223	.471	51-81	.630	106	149	255	15	129-0	23	38	62	261	3.5
Carter	4-0	36	5-16	.313	5-6	.833	0	1	1	1	8-0	0	1	0	15	3.8
Winters	4-0	17	3-13	.231	0-0	---	1	2	3	0	1-0	1	2	0	6	1.5
Young	2-0	2	0-2	.000	0-0	---	0	0	0	0	0-0	0	0	0	0	0.0
76ERS	**82**	**19905**	**3435-7058**	**.487**	**2130-2810**	**.758**	**1326**	**2378**	**3704**	**2017**	**1798-13**	**862**	**1595**	**490**	**9051**	**110.4**
OPPONENTS	**82**	**19905**	**3615-7328**	**.493**	**1546-2041**	**.757**	**1189**	**2228**	**3417**	**2255**	**2187-41**	**802**	**1520**	**469**	**8858**	**108.0**

3-PT FG: 76ERS 51-224 (.228), Malone 0-1 (.000), Barkley 17-75 (.227), Erving 9-32 (.281), Cheeks 4-17 (.235), Threatt 1-24 (.042), Thompson 2-12 (.167), Catledge 0-4 (.000), Jones 0-1 (.000), Wood 13-29 (.448), Moss 5-25 (.200), Toney 0-2 (.000), Stokes 0-1 (.000), Winters 0-1 (.000), OPPONENTS 82-282 (.291).

1985-1986 GAME-BY-GAME RESULTS

DATE	W/L	PHI	OPP	TEAM
10/26	W	99	89	at New York
10/29	L	117	119	at Milwaukee
10/30	W	132	125	*Detroit
11/01	L	102	106	at New Jersey
11/02	L	113	114	*at Atlanta
11/06	W	105	97	Indiana
11/08	L	95	107	San Antonio
11/10	W	105	97	Milwaukee
11/13	W	110	106	Chicago
11/16	L	97	118	at Washington
11/20	W	117	113	Golden State
11/22	L	103	110	at Boston
11/23	L	114	119	Detroit
11/26	L	91	98	Boston
11/27	W	111	100	at New Jersey
11/29	W	110	100	at Indiana
11/30	W	115	95	at New York
12/03	W	127	107	at Detroit
12/04	W	115	110	*Washington
12/06	L	121	123	Denver
12/08	L	100	105	Seattle
12/11	W	125	110	Cleveland
12/12	L	102	106	at Chicago
12/14	L	103	107	at Atlanta
12/17	W	102	96	at Indiana
12/18	W	126	108	Houston
12/20	W	112	105	Utah
12/21	W	108	102	Boston
12/26	W	117	108	at L.A. Clippers
12/28	W	100	98	at Phoenix
12/30	W	87	84	at Sacramento
01/01	W	121	119	*at Portland
01/04	L	100	115	at Houston
01/06	W	108	102	at San Antonio
01/08	W	116	114	L.A. Clippers
01/10	W	113	102	Sacramento
01/11	W	102	101	at Detroit
01/14	W	123	105	at New Jersey
01/15	L	89	123	New Jersey
01/17	W	120	118	*at Chicago
01/20	W	103	93	New York
01/22	W	118	111	Phoenix
01/24	W	121	114	at Cleveland
01/26	L	103	105	at Boston
01/28	W	106	99	at Seattle
01/29	L	86	107	at Utah
01/31	L	100	134	at L.A. Lakers
02/01	L	121	125	at Golden State
02/05	W	142	107	New Jersey
02/06	W	111	103	at Cleveland
02/12	W	106	98	Chicago
02/13	W	95	92	at New York
02/15	L	133	134	*at Detroit
02/17	L	106	111	Milwaukee
02/19	W	153	133	Portland
02/21	W	97	87	Washington
02/23	L	111	117	*L.A. Lakers
02/25	W	122	108	at Chicago
02/28	W	123	120	at Dallas
03/01	W	118	107	at Denver
03/04	L	121	128	at Atlanta
03/05	L	114	122	*Atlanta
03/07	L	95	125	at Milwaukee
03/09	W	120	102	Indiana
03/11	W	101	91	at Indiana
03/12	W	105	95	New York
03/14	W	109	100	Cleveland
03/16	L	101	118	at Boston
03/17	W	118	112	*at Cleveland
03/19	W	118	112	Chicago
03/21	W	112	105	Washington
03/22	W	123	115	New Jersey
03/24	L	93	100	at Washington
03/26	W	112	103	Atlanta
03/28	L	94	116	Milwaukee
03/30	W	114	113	Dallas
04/02	W	93	87	New York
04/04	W	122	102	Cleveland
04/06	W	95	94	Boston
04/08	W	116	112	Detroit
04/11	W	130	122	Indiana
04/13	L	97	98	at Washington

** denotes overtime*

YEAR-BY-YEAR

1986-1987 SEASON STATISTICS

RECORD: 45-37 (.549) **HOME: 28-13** **AWAY: 17-24** **2ND ATLANTIC DIVISION**

PLAYER	G-GS	MIN	FG-FGA	PCT	FT-FTA	PCT	OFF	DEF	TOT	AST	PF-DQ	STL	TO	BLK	PTS	AVG
Barkley	68-62	2740	557-937	.594	429-564	.761	390	604	994	331	252-5	119	322	104	1564	23.0
Erving	60-60	1918	400-850	.471	191-235	.813	115	149	264	191	137-0	76	158	94	1005	16.8
Cheeks	68-68	2624	415-788	.527	227-292	.777	47	168	215	538	109-0	180	173	15	1061	15.6
Robinson	55-30	1586	338-729	.464	139-184	.755	86	221	307	89	150-1	86	123	30	815	14.8
Hinson	76-58	2489	393-823	.478	273-360	.758	150	338	488	60	281-4	45	149	161	1059	13.9
McCormick	81-79	2817	391-718	.545	251-349	.719	180	431	611	114	270-4	36	153	64	1033	12.8
Toney	52-12	1058	197-437	.451	133-167	.796	16	69	85	188	78-0	18	112	8	549	10.6
Threatt	28-8	668	108-261	.414	42-53	.792	18	39	57	82	76-0	32	47	4	265	9.5
Ruland	5-2	116	19-28	.679	9-12	.750	12	16	28	10	13-0	0	10	4	47	9.4
Wingate	77-9	1612	259-602	.430	149-201	.741	70	86	156	155	169-1	93	128	19	680	8.8
Colter	43-13	849	120-255	.471	49-68	.721	14	52	66	116	61-0	37	38	6	293	6.8
Free	20-2	285	39-123	.317	36-47	.766	5	14	19	30	26-0	5	18	4	116	5.8
Green	19-0	172	25-70	.357	14-19	.737	6	22	28	7	8-0	4	15	2	64	3.4
McNamara	11-1	113	14-30	.467	7-19	.368	17	19	36	2	17-0	1	8	0	35	3.2
Lampley	1-0	16	1-3	.333	1-2	.500	1	4	5	0	0-0	1	1	0	3	3.0
Vranes	58-6	817	59-138	.428	21-45	.467	51	95	146	30	127-0	35	26	25	140	2.4
76ERS	**82**	**19880**	**3335-6792**	**.491**	**1971-2617**	**.753**	**1178**	**2327**	**3505**	**1943**	**1774-15**	**768**	**1519**	**540**	**8729**	**106.5**
OPPONENTS	**82**	**19880**	**3537-7204**	**.491**	**1552-2049**	**.757**	**1214**	**2202**	**3416**	**2202**	**1982-30**	**813**	**1372**	**446**	**8745**	**106.6**

3-PT FG: 76ERS 88-340 (.259), Barkley 21-104 (.202), Erving14-53 (.264), Cheeks 4-17 (.235), Robinson 0-4 (.000), Hinson 0-1 (.000), McCormick 0-4 (.000), Toney 22-67 (.328), Threatt 7-16 (.438), Wingate 13-52 (.250), Colter 4-8 (.500), Free 2-9 (.222), Vranes 1-5 (.200). OPPONENTS 119-416 (.286).

1986-1987 GAME-BY-GAME RESULTS

DATE	W/L	PHI	OPP	TEAM
10/31	W	108	104	Indiana
11/02	L	113	122	Atlanta
11/04	L	121	125	**at Indiana
11/05	W	107	101	Milwaukee
11/07	W	114	97	San Antonio
11/09	W	125	119	at Portland
11/11	W	121	114	at Seattle
11/13	L	104	112	at Golden State
11/14	L	97	127	at Phoenix
11/16	W	103	90	at L.A. Clippers
11/19	W	98	94	New York
11/21	L	110	120	Detroit
11/23	W	114	104	Houston
11/25	W	102	100	Boston
11/28	W	116	112	Portland
12/03	W	115	110	*Milwaukee
12/05	L	106	108	at Boston
12/06	W	105	100	New Jersey
12/10	W	122	112	Indiana
12/12	L	90	123	at New Jersey
12/13	L	120	123	at Cleveland
12/16	L	91	103	at Milwaukee
12/17	L	107	110	Cleveland
12/19	W	122	100	Boston
12/20	L	88	98	Detroit
12/22	L	111	114	Utah
12/25	L	97	102	Washington
12/27	W	99	95	at Sacramento
12/28	L	85	111	at L.A. Lakers
12/30	W	111	108	at Denver
01/02	W	104	99	at Utah
01/05	W	108	102	L.A. Clippers
01/07	W	109	102	at Atlanta
01/09	L	84	94	New York
01/10	L	111	117	at Washington
01/13	W	101	94	at Indiana
01/14	W	96	93	Atlanta
01/17	L	89	105	at Chicago
01/19	W	107	104	Phoenix
01/21	W	129	123	*Seattle
01/25	L	96	111	at Boston
01/27	W	108	103	at New York
01/28	W	109	107	Cleveland
01/30	W	121	112	Chicago
01/31	L	105	106	at Washington
02/03	W	99	94	at Indiana
02/04	W	121	95	at New Jersey
02/10	L	99	104	at Chicago
02/11	L	113	123	*Detroit
02/14	L	107	125	at Detroit
02/16	W	111	101	at New York
02/18	W	114	103	Golden State
02/20	W	123	91	Sacramento
02/22	L	110	112	*L.A. Lakers
02/23	L	103	112	at Atlanta
02/26	L	94	96	at San Antonio
02/27	L	110	123	at Dallas
03/01	W	102	97	at Houston
03/04	L	99	102	New York
03/06	W	123	113	Washington
03/07	L	102	114	New Jersey
03/10	W	100	91	at Cleveland
03/11	W	117	108	Chicago
03/14	L	95	98	at Detroit
03/18	W	109	107	Atlanta
03/20	W	116	106	Denver
03/21	W	105	102	at Milwaukee
03/23	L	100	103	Dallas
03/24	L	91	93	at Chicago
03/27	W	110	99	New Jersey
03/29	L	100	118	at Boston
03/31	W	116	105	at Cleveland
04/01	W	108	99	Cleveland
04/03	L	109	113	at New Jersey
04/05	W	106	104	*Boston
04/06	L	101	108	at New York
04/08	L	92	110	at Atlanta
04/10	W	98	96	*Chicago
04/13	W	113	105	Washington
04/15	L	95	128	at Milwaukee
04/17	L	111	115	Indiana
04/19	W	108	102	at Washington

** denotes overtime*
*** denotes double-overtime*

1987-1988 SEASON STATISTICS

RECORD: 36-46 (.439) **HOME: 27-14** **AWAY: 9-32** **4TH ATLANTIC DIVISION**

PLAYER	G-GS	MIN	FG-FGA	PCT	FT-FTA	PCT	OFF	DEF	TOT	AST	PF-DQ	STL	TO	BLK	PTS	AVG
Barkley	80-80	3170	753-1283	.587	714-951	.751	385	566	951	254	278-6	100	304	103	2264	28.3
Robinson	62-51	2110	483-1041	.464	210-293	.717	116	289	405	131	192-4	79	161	39	1178	19.0
Gminski	47-47	1767	290-652	.445	212-226	.938	163	331	494	84	98-0	36	94	85	792	16.9
Cheeks	79-79	2871	428-865	.495	227-275	.825	59	194	253	635	116-0	167	160	22	1086	13.7
Hinson	29-10	845	123-272	.452	89-124	.718	53	116	169	27	90-3	24	63	68	335	11.6
Wingate	61-22	1419	218-545	.400	99-132	.750	44	57	101	119	125-0	47	104	22	545	8.9
Coleman	43-14	841	110-213	.516	76-101	.752	58	119	177	23	120-1	15	55	25	296	6.9
G. Henderson	69-3	1436	189-439	.431	136-168	.810	26	71	97	218	173-0	67	125	5	581	8.4
McCormick	23-17	601	71-138	.514	37-53	.698	49	95	144	26	75-1	14	35	8	179	7.8
Toney	29-15	522	72-171	.421	58-72	.806	8	39	47	108	35-0	11	50	6	211	7.3
King	72-44	1593	211-540	.391	78-103	.757	71	145	216	109	219-4	39	93	18	517	7.2
D. Henderson	22-1	351	47-116	.405	32-47	.681	11	24	35	34	41-0	12	40	5	126	5.7
Welp	10-0	132	18-31	.581	12-18	.667	11	13	24	5	25-0	5	9	5	48	4.8
Askew	14-2	234	22-74	.297	8-11	.727	6	16	22	33	12-0	10	12	6	52	3.7
McNamara	42-18	581	52-133	.391	48-66	.727	66	91	157	18	67-0	4	26	12	152	3.6
Thornton	41-2	508	59-111	.532	29-47	.617	41	58	99	11	80-1	9	27	3	147	3.6
Colter	12-0	152	15-40	.375	7-9	.778	7	11	18	26	20-0	6	11	0	37	3.1
Vranes	57-5	772	53-121	.438	15-35	.429	45	72	117	36	100-0	27	25	33	121	2.1
76ERS	**82**	**19905**	**3214-6785**	**.474**	**2087-2731**	**.764**	**1219**	**2307**	**3526**	**1897**	**1866-20**	**672**	**1433**	**465**	**8667**	**105.7**
OPPONENTS	**82**	**19905**	**3501-7063**	**.496**	**1640-2163**	**.758**	**1109**	**2225**	**3334**	**2217**	**2118-25**	**718**	**1280**	**441**	**8785**	**107.1**

3-PT FG: 76ERS 152-471 (.323), Barkley 44-157 (.280), Robinson 2-9 (.222), Cheeks 3-22 (.136), Hinson 0-1 (.000), Wingate 10-40 (.250), Coleman 0-1 (.000), G. Henderson 67-159 (.421), Toney 9 -27 (.333), King 17-49 (.347), D. Henderson 0-1 (.000), Thornton 0-2 (.000), Vranes 0-3 (.000). OPPONENTS 143-423 (.338).

1987-1988 GAME-BY-GAME RESULTS

DATE	W/L	PHI	OPP	TEAM
11/06	W	108	95	Indiana
11/07	L	94	104	at Chicago
11/13	L	94	113	Detroit
11/14	L	83	104	at Atlanta
11/18	W	113	109	at Detroit
11/20	W	116	85	Boston
11/21	L	88	101	at Cleveland
11/24	W	108	104	Cleveland
11/27	L	103	109	at Golden State
11/28	L	114	115	*at Sacramento
11/30	W	106	100	at Utah
12/02	L	85	88	at L.A. Clippers
12/04	W	118	105	Seattle
12/08	W	109	96	at Chicago
12/09	W	94	86	Portland
12/12	L	121	131	Denver
12/16	W	114	102	San Antonio
12/17	W	106	96	at New York
12/19	W	95	90	Dallas
12/20	L	87	124	at Boston
12/22	L	115	118	Boston
12/23	W	110	106	at New Jersey
12/25	L	100	106	Atlanta
12/28	L	101	117	at Phoenix
12/29	L	115	131	at L.A. Lakers
01/01	L	125	127	at Portland
01/02	L	114	116	at Seattle
01/04	W	122	114	Phoenix
01/06	W	116	93	Utah
01/08	W	117	103	L.A. Clippers
01/09	W	126	110	Cleveland
01/12	L	103	106	at Milwaukee
01/13	W	104	95	New Jersey
01/15	W	119	104	New York
01/16	L	96	110	at New York
01/20	L	98	110	Washington
01/24	L	99	131	at Washington
01/25	L	117	118	*at Washington
01/27	L	109	119	*Chicago
01/29	W	94	89	Indiana
01/31	L	85	100	at Boston
02/03	W	96	84	Golden State
02/04	L	95	109	at Indiana
02/09	L	110	112	at Atlanta
02/11	W	119	113	*Milwaukee
02/14	L	105	109	at New Jersey
02/15	L	95	102	at Detroit
02/17	L	107	115	Cleveland
02/19	W	115	100	New Jersey
02/21	L	115	120	*at Milwaukee
02/22	L	106	119	at Houston
02/24	L	121	123	*at San Antonio
02/26	L	104	120	at Denver
02/27	L	91	100	at Dallas
02/29	W	102	101	Chicago
03/03	L	93	97	at Chicago
03/04	L	108	110	*at New York
03/06	W	105	100	at Indiana
03/07	L	104	110	L.A. Lakers
03/11	W	124	118	Sacramento
03/13	W	104	96	Washington
03/15	L	90	104	at Atlanta
03/16	W	115	108	New York
03/18	W	129	109	Indiana
03/19	W	94	89	at Washington
03/22	L	90	102	at New Jersey
03/23	L	102	118	Chicago
03/25	W	97	93	at Boston
03/28	W	108	98	Houston
03/30	W	134	109	Milwaukee
04/01	L	93	105	Atlanta
04/05	L	119	136	New York
04/08	L	86	96	Detroit
04/10	L	108	117	Boston
04/11	W	115	102	at Milwaukee
04/13	W	98	97	*Washington
04/15	L	101	103	*Atlanta
04/16	L	92	126	at Indiana
04/19	W	115	102	Milwaukee
04/21	W	104	101	New Jersey
04/23	L	99	104	at Cleveland
04/24	L	118	128	at Detroit

** denotes overtime*

YEAR-BY-YEAR

1988-1989 SEASON STATISTICS

RECORD: 46-36 (.561) **HOME: 30-11** **AWAY: 16-25** **2ND ATLANTIC DIVISION**

PLAYER	G-GS	MIN	FG-FGA	PCT	FT-FTA	PCT	OFF	DEF	TOT	AST	PF-DQ	STL	TO	BLK	PTS	AVG
Barkley	79-79	3088	700-1208	.579	602-799	.753	403	583	986	325	262-3	126	254	67	2037	25.8
Gminski	82-82	2739	556-1166	.477	297-341	.871	213	556	769	138	142-0	46	129	106	1409	17.2
Anderson	82-12	2618	566-1152	.491	196-229	.856	167	239	406	139	166-1	71	126	23	1330	16.2
Robinson	14-13	416	90-187	.481	32-44	.727	19	56	75	32	37-0	17	34	2	212	15.1
Hawkins	79-79	2577	442-971	.455	241-290	.831	51	174	225	239	184-0	120	158	37	1196	15.1
Cheeks	71-70	2298	336-696	.483	151-195	.774	39	144	183	554	114-0	105	116	17	824	11.6
Smith	36-18	695	105-220	.477	65-93	.699	31	55	86	68	100-3	24	44	15	279	7.8
Henderson	65-0	986	144-348	.414	104-127	.819	17	51	68	140	121-1	42	73	3	425	6.5
Brooks	82-6	1372	156-371	.420	61-69	.884	19	75	94	306	116-0	69	65	3	428	5.2
Coleman	58-11	703	117-241	.485	61-77	.792	49	128	177	17	120-0	10	48	18	295	5.1
Jones	42-34	577	81-179	.453	50-67	.746	24	71	95	33	50-0	16	39	13	212	5.0
Wingate	33-6	372	54-115	.470	27-34	.794	12	25	37	73	43-0	9	35	2	137	4.2
Myers	4-0	40	6-12	.500	2-4	.500	3	7	10	2	3-0	3	4	0	14	3.5
Welp	72-0	843	99-222	.446	48-73	.658	59	134	193	29	176-0	23	42	41	246	3.4
Thornton	54-0	449	47-111	.423	32-60	.533	36	56	92	15	87-0	8	23	7	127	2.4
Rowinski	3-0	7	1-2	.500	1-2	.500	1	2	3	0	0-0	0	0	0	3	1.0
76ERS	**82**	**19780**	**3500-7201**	**.486**	**1970-2504**	**.787**	**1143**	**2356**	**3499**	**2110**	**1721-8**	**689**	**1214**	**354**	**9174**	**111.9**
OPPONENTS	**82**	**19780**	**3658-7296**	**.501**	**1565-2023**	**.774**	**1149**	**2412**	**3561**	**2281**	**1984-26**	**640**	**1269**	**445**	**9051**	**110.4**

3-PT FG: 76ERS 204-646 (.316), Barkley 35-162 (.216), Gminski 0-6 (.000), Anderson 2-11 (.182), Robinson 0-1 (.000), Hawkins 71-166 (.428), Cheeks 1-13 (.077), Smith 4-16 (.250), Henderson 33-107 (.308), Brooks 55-153 (.359), Jones 0-1 (.000), Wingate 2-6 (.333), Welp 0-1 (.000), Thornton 1-3 (.333). OPPONENTS 170-495 (.343).

1988-1989 GAME-BY-GAME RESULTS

DATE	W/L	PHI	OPP	TEAM
11/04	W	129	110	L.A. Clippers
11/05	W	129	115	Boston
11/08	L	109	116	Detroit
11/09	L	103	114	at Milwaukee
11/11	W	107	105	Atlanta
11/15	L	107	120	at Chicago
11/16	W	123	110	Chicago
11/18	W	137	135	New York
11/19	L	122	141	at New York
11/22	W	130	103	at Washington
11/23	W	104	91	Cleveland
11/25	W	123	116	Charlotte
11/26	W	122	114	Indiana
11/28	L	104	109	L.A. Lakers
11/30	W	114	106	Portland
12/01	L	107	109	at Charlotte
12/03	W	107	100	at Indiana
12/07	W	134	109	Denver
12/09	L	107	121	at Boston
12/10	L	100	106	at Detroit
12/13	L	91	109	Milwaukee
12/14	L	96	103	at Atlanta
12/16	W	114	106	at New Jersey
12/17	W	119	107	Utah
12/20	L	102	108	Dallas
12/25	W	125	110	Washington
12/27	L	112	119	at Golden State
12/28	L	123	128	at L.A. Lakers
12/30	L	95	102	at Utah
01/05	L	104	119	at San Antonio
01/07	W	96	95	at Houston
01/09	W	121	103	at Dallas
01/11	W	103	94	New Jersey
01/13	W	114	101	Atlanta
01/15	W	116	109	at Charlotte
01/16	L	122	127	*Charlotte
01/18	W	115	104	Boston
01/20	L	109	117	at Boston
01/21	L	105	107	at Washington
01/25	W	120	108	Chicago
01/27	W	113	112	Golden State
01/28	W	123	105	at New Jersey
01/31	L	103	118	at Cleveland
02/01	W	114	110	*Washington
02/03	L	106	124	Detroit
02/08	W	109	102	Seattle
02/14	W	113	108	at Indiana
02/15	W	113	98	Indiana
02/17	L	127	129	*New Jersey
02/18	L	100	118	at Cleveland
02/22	W	139	108	at Miami
02/24	L	95	120	at Phoenix
02/26	L	115	122	at Denver
02/28	W	123	105	at L.A. Clippers
03/01	W	114	111	at Sacramento
03/03	L	121	129	at Portland
03/04	L	104	118	at Seattle
03/06	L	106	110	Phoenix
03/07	W	90	88	at Chicago
03/09	W	106	96	Sacramento
03/11	L	106	111	Detroit
03/15	W	100	96	New Jersey
03/16	W	121	112	at New York
03/18	L	114	123	at Washington
03/20	L	109	129	New York
03/22	W	100	97	Cleveland
03/24	W	135	122	San Antonio
03/26	L	103	105	at Boston
03/28	W	117	115	*Boston
03/31	W	114	93	Miami
04/02	W	108	99	Houston
04/04	W	124	113	at New York
04/05	L	93	135	at Atlanta
04/07	W	118	108	at Charlotte
04/08	L	103	113	at Milwaukee
04/11	L	90	92	at Cleveland
04/14	L	115	119	Charlotte
04/16	W	115	112	New York
04/18	W	124	102	Milwaukee
04/20	W	105	92	at New Jersey
04/21	L	91	100	at Detroit
04/23	W	115	106	Washington

** denotes overtime*

1989-1990 SEASON STATISTICS

RECORD: 53-29 (.646) **HOME: 34-7** **AWAY: 19-22** **1ST ATLANTIC DIVISION**

PLAYER	G-GS	MIN	FG-FGA	PCT	FT-FTA	PCT	OFF	DEF	TOT	AST	PF-DQ	STL	TO	BLK	PTS	AVG
Barkley	79-79	3085	706-1177	.600	557-744	.749	361	548	909	307	250-2	148	243	50	1989	25.2
Hawkins	82-82	2856	522-1136	.460	387-436	.888	85	219	304	261	217-2	130	185	28	1515	18.5
Dawkins	81-81	2865	465-950	.489	210-244	.861	48	199	247	601	159-1	121	214	9	1162	14.3
Gminski	81-81	2659	458-1002	.457	193-235	.821	196	491	687	128	136-0	43	98	102	1112	13.7
Anderson	78-3	2089	379-841	.451	165-197	.838	81	214	295	143	143-0	72	78	13	926	11.9
Mahorn	75-66	2271	313-630	.497	183-256	.715	167	401	568	98	251-2	44	104	103	811	10.8
Smith	75-7	1405	261-514	.508	130-186	.699	62	110	172	109	198-2	35	85	20	668	8.9
Vincent	17-5	259	45-105	.429	33-37	.892	13	23	36	8	23-0	10	14	2	124	7.3
Brooks	72-1	975	119-276	.431	50-57	.877	15	49	64	207	105-0	47	38	0	319	4.4
Payne	35-4	216	47-108	.435	16-18	.889	11	15	26	10	37-0	7	20	6	114	3.3
Copeland	23-0	110	31-68	.456	11-14	.786	4	6	10	9	12-0	1	19	1	74	3.2
Nimphius	38-1	314	38-91	.418	14-30	.467	22	39	61	6	45-0	4	12	18	90	2.4
Thornton	56-0	592	48-112	.429	26-51	.510	45	88	133	17	105-1	20	35	12	123	2.2
Gaines	9-0	81	4-12	.333	1-4	.250	1	4	5	26	11-0	4	10	0	10	1.1
Lloyd	2-0	10	1-2	.500	0-0	---	0	0	0	0	3-0	0	4	0	2	1.0
Shouse	3-0	18	0-4	.000	0-0	---	0	0	0	2	2-0	1	2	1	0	0.0
76ERS	**82**	**19805**	**3437-7028**	**.489**	**1976-2509**	**.788**	**1111**	**2406**	**3517**	**1932**	**1697-10**	**687**	**1209**	**365**	**9039**	**110.2**
OPPONENTS	**82**	**19805**	**3417-7117**	**.480**	**1584-2054**	**.771**	**1113**	**2356**	**3469**	**2155**	**1945-16**	**636**	**1234**	**380**	**8630**	**105.2**

3-PT FG: 76ERS 189-543 (.348), Barkley 20-92 (.217), Hawkins 84-200 (.420), Dawkins 22-66 (.333), Gminski 3-17 (.176), Anderson 3-21 (.143), Mahorn 2-9 (.222), Smith 16-36 (.444), Vincent 1-1 (1.000), Brooks 31-79 (.392), Payne 4-10 (.400), Copeland 1-5 (.200), Nimphius 0-1 (.000), Thornton 1-3 (.333), Gaines 1-2 (.500), Shouse 0-1 (.000). OPPONENTS 212-573 (.370).

1989-1990 GAME-BY-GAME RESULTS

DATE	W/L	PHI	OPP	TEAM
11/04	L	96	102	Milwaukee
11/08	W	115	91	Miami
11/10	L	118	125	*at Minnesota
11/11	W	104	96	at Milwaukee
11/14	L	94	96	at Boston
11/15	W	109	96	Charlotte
11/17	W	108	101	San Antonio
11/18	L	103	116	at Orlando
11/22	W	113	103	at Miami
11/24	W	121	108	Washington
11/25	W	111	103	at Indiana
11/29	W	114	84	Cleveland
12/01	L	90	107	at Washington
12/02	L	92	100	at Atlanta
12/05	L	103	110	at New York
12/06	W	121	98	Miami
12/08	W	107	101	Detroit
12/09	L	105	125	at Chicago
12/12	L	82	97	at New Jersey
12/13	W	112	103	Atlanta
12/15	L	88	95	Dallas
12/20	W	118	111	Washington
12/22	W	89	88	at Boston
12/23	W	131	104	Chicago
12/26	L	111	114	at Denver
12/27	L	106	110	at Seattle
12/29	L	95	105	at Sacramento
12/30	W	100	95	at L.A. Clippers
01/03	L	94	103	at San Antonio
01/05	W	104	79	at Dallas
01/06	L	119	124	*at Houston
01/08	W	120	116	Indiana
01/10	W	113	111	New York
01/12	L	102	113	Cleveland
01/13	W	120	101	at Washington
01/17	W	112	108	Detroit
01/19	W	102	95	at Miami
01/20	W	108	98	New Jersey
01/23	W	103	88	at Cleveland
01/24	W	125	103	Orlando
01/26	W	120	109	Chicago
01/27	W	125	101	Washington
01/31	W	112	108	at Indiana
02/02	W	119	109	Milwaukee
02/04	W	105	102	at Milwaukee
02/05	W	114	89	Utah
02/07	L	112	113	Golden State
02/08	L	99	101	at Orlando
02/14	W	122	112	New Jersey
02/16	W	100	96	*Seattle
02/18	W	110	109	at Portland
02/19	L	102	115	at Utah
02/21	W	96	95	at Golden State
02/23	L	116	122	at L.A. Lakers
02/24	L	99	126	at Phoenix
02/26	W	129	110	Orlando
03/01	W	105	100	at New York
03/02	L	112	115	*at Detroit
03/05	W	128	105	L.A. Clippers
03/07	W	110	93	New York
03/09	L	100	104	Portland
03/11	L	105	107	at Boston
03/13	L	102	119	at Cleveland
03/14	W	116	110	L.A. Lakers
03/16	W	119	110	New Jersey
03/17	L	109	114	at Chicago
03/19	W	108	94	at New Jersey
03/21	W	118	97	Miami
03/23	W	115	99	Sacramento
03/24	W	114	112	*at Washington
03/28	W	122	104	Boston
03/30	W	149	131	Denver
04/01	W	141	112	Phoenix
04/03	W	133	112	Houston
04/06	L	104	114	at New York
04/07	W	112	108	at Atlanta
04/10	L	111	123	Atlanta
04/12	W	110	77	Minnesota
04/14	W	109	102	at Charlotte
04/18	W	124	113	Indiana
04/19	W	107	97	at Detroit
04/22	L	98	118	Boston

** denotes overtime*

YEAR-BY-YEAR

1990-1991 SEASON STATISTICS

RECORD: 44-38 (.537) **HOME: 29-12** **AWAY: 15-26** **2ND ATLANTIC DIVISION**

PLAYER	G-GS	MIN	FG-FGA	PCT	FT-FTA	PCT	OFF	DEF	TOT	AST	PF-DQ	STL	TO	BLK	PTS	AVG
Barkley	67-67	2498	665-1167	.570	475-658	.722	258	422	680	284	173-2	110	210	33	1849	27.6
Hawkins	80-80	3110	590-1251	.472	479-550	.871	48	262	310	299	182-0	178	213	39	1767	22.1
Gilliam	50-50	1695	292-621	.470	164-201	.816	134	230	364	78	120-1	35	110	32	748	15.0
Dawkins	4-4	124	26-41	.634	10-11	.909	0	16	16	28	4-0	3	8	0	63	15.8
Anderson	82-13	2340	512-1055	.485	165-198	.833	103	264	367	115	163-1	65	100	13	1198	14.6
Green	79-75	2248	334-722	.463	117-141	.830	33	104	137	413	130-0	57	108	6	793	10.0
Gminski	30-29	791	109-284	.384	53-63	.841	71	130	201	33	41-0	16	31	34	272	9.1
Mahorn	80-74	2439	261-559	.467	189-240	.788	151	470	621	118	276-6	79	127	56	711	8.9
Turner	70-1	1407	168-383	.439	64-87	.736	36	116	152	311	124-0	63	95	0	412	5.9
Oliver	73-4	800	111-272	.408	52-71	.732	18	62	80	88	76-0	34	50	4	279	3.8
Payne	47-6	444	68-189	.360	26-29	.897	17	49	66	16	43-0	10	21	6	166	3.5
Williams	52-1	508	72-161	.447	37-56	.661	41	70	111	16	92-1	9	40	6	182	3.5
Farmer	2-0	13	2-7	.286	2-2	1.000	2	3	5	0	0-0	0	1	0	6	3.0
Hoppen	11-0	43	6-12	.500	8-12	.667	4	5	9	0	11-0	1	1	0	20	1.8
Elie	3-0	20	2-7	.286	1-2	.500	0	1	1	1	2-0	0	3	0	6	2.0
Bol	82-6	1522	65-164	.396	24-41	.585	66	284	350	20	184-0	16	63	247	155	1.9
Harris	6-0	41	4-16	.250	2-4	.500	0	1	1	0	5-0	1	3	0	10	1.7
Reid	3-0	37	2-14	.143	0-0	---	2	7	9	4	3-0	1	3	3	4	1.3
76ERS	**82**	**20080**	**3289-6925**	**.475**	**1868-2366**	**.790**	**984**	**2496**	**3480**	**1824**	**1629-11**	**678**	**1230**	**479**	**8641**	**105.4**
OPPONENTS	**82**	**20080**	**3536-7432**	**.476**	**1388-1794**	**.774**	**1156**	**2519**	**3675**	**2220**	**1862-23**	**691**	**1177**	**391**	**8656**	**105.6**

3-PT FG: 76ERS 195-618 (.316), Barkley 44-155 (.284), Hawkins 108-270 (.400), Gilliam 0-2 (.000), Dawkins 1-4 (.250), Anderson 9-43 (.209), Green 8-36 (.222), Gminski 1-8 (.125), Mahorn 0-9 (.000), Turner 12-33 (.364), Oliver 5-18 (.278), Payne 4-18 (.222), Williams 1-2 (.500), Farmer 0-1 (.000), Hoppen 0-1 (.000), Elie 1-2 (.500), Bol 1-14 (.071), Harris 0-2 (.000). OPPONENTS 196-660 (.297).

1990-1991 GAME-BY-GAME RESULTS

DATE	W/L	PHI	OPP	TEAM
11/02	W	124	116	at Chicago
11/03	W	112	110	*New Jersey
11/07	L	101	104	Dallas
11/08	L	111	141	at Milwaukee
11/10	L	88	104	at Cleveland
11/13	W	108	100	at Indiana
11/14	W	112	104	Atlanta
11/16	W	115	102	*Washington
11/17	L	79	106	at New York
11/19	W	109	101	Charlotte
11/21	W	101	99	Sacramento
11/23	W	111	105	Cleveland
11/24	W	124	121	at Atlanta
11/27	L	92	98	at New Jersey
11/28	W	116	106	Indiana
11/30	L	94	96	at Detroit
12/01	W	116	110	Boston
12/04	W	109	108	*Milwaukee
12/07	W	135	126	Denver
12/11	W	119	114	at Orlando
12/12	L	100	108	Houston
12/14	W	95	92	Miami
12/18	W	110	99	L.A. Clippers
12/19	L	105	115	at Boston
12/21	W	126	102	at Miami
12/22	W	106	99	Detroit
12/26	W	106	105	*at Washington
12/28	L	96	115	at Phoenix
12/30	L	107	115	at L.A. Lakers
01/02	L	99	127	at Seattle
01/04	L	99	102	at Utah
01/05	W	120	104	at Denver
01/07	L	102	111	*San Antonio
01/09	L	99	107	Chicago
01/11	W	120	105	at Milwaukee
01/12	W	109	99	New Jersey
01/18	L	138	141	*Golden State
01/19	L	97	112	New York
01/21	L	116	117	*at New York
01/23	L	109	110	Indiana
01/25	W	116	94	Boston
01/26	L	75	79	at Charlotte
02/01	W	96	89	Phoenix
02/03	L	102	110	**at Minnesota
02/05	L	98	107	at Detroit
02/06	W	108	100	Washington
02/12	L	106	121	at Portland
02/14	L	81	98	at Sacramento
02/16	L	124	133	at Golden State
02/17	W	114	104	at L.A. Clippers
02/19	W	107	104	*Seattle
02/22	W	103	96	at Miami
02/23	W	103	90	at New Jersey
02/25	W	92	90	L.A. Lakers
02/27	W	107	103	Atlanta
03/01	W	121	111	Portland
03/03	L	92	95	Utah
03/05	L	99	104	at San Antonio
03/06	W	97	92	at Dallas
03/09	L	80	97	at Houston
03/12	W	133	129	**at Atlanta
03/13	L	94	102	New York
03/15	W	105	103	*Miami
03/17	L	105	110	at Boston
03/18	W	99	91	Orlando
03/20	W	107	103	Detroit
03/22	W	95	90	Chicago
03/23	L	99	102	at Washington
03/26	L	95	98	*at New Jersey
03/28	L	90	94	at Charlotte
03/29	W	124	107	Charlotte
03/31	W	110	101	Cleveland
04/02	L	104	121	Milwaukee
04/03	W	107	104	at Indiana
04/07	W	114	111	*at Chicago
04/10	W	100	84	New York
04/12	L	85	95	Washington
04/14	L	88	96	Minnesota
04/16	L	99	108	*at New York
04/18	W	122	97	Boston
04/19	L	100	114	at Miami
04/21	L	110	123	at Cleveland

** denotes overtime*
*** denotes double-overtime*

1991-1992 SEASON STATISTICS

RECORD: 35-47 (.427) **HOME: 23-18** **AWAY: 12-29** **5TH ATLANTIC DIVISION**

PLAYER	G-GS	MIN	FG-FGA	PCT	FT-FTA	PCT	OFF	DEF	TOT	AST	PF-DQ	STL	TO	BLK	PTS	AVG
Barkley	75-75	2881	622-1126	.552	454-653	.695	271	559	830	308	196-2	136	235	44	1730	23.1
Hawkins	81-81	3013	521-1127	.462	403-461	.874	53	218	271	248	174-0	157	189	43	1536	19.0
Gilliam	81-81	2771	512-1001	.511	343-425	.807	234	426	660	118	176-1	51	166	85	1367	16.9
Anderson	82-11	2432	469-1008	.465	143-163	.877	96	182	278	135	128-0	86	109	11	1123	13.7
Dawkins	82-82	2815	394-902	.437	164-186	.882	42	185	227	567	158-0	89	183	5	988	12.0
Shackleford	72-62	1399	205-422	.486	63-95	.663	145	270	415	46	205-3	38	62	51	473	6.6
Wiggins	49-0	569	88-229	.384	35-51	.686	43	51	94	22	67-0	20	25	1	211	4.3
Mayes	21-0	215	28-94	.298	20-30	.667	3	12	15	32	32-0	14	28	1	90	4.3
Williams	50-8	646	75-206	.364	56-88	.636	62	83	145	12	110-1	20	44	20	206	4.1
Ruland	13-5	209	20-38	.526	11-16	.688	16	31	47	5	45-0	7	20	4	51	3.9
Grant	55-0	834	99-217	.456	19-22	.864	13	52	65	199	73-0	37	41	2	224	4.1
Payne	49-3	353	65-145	.448	9-13	.692	13	41	54	17	34-0	16	19	8	144	2.9
Oliver	34-0	279	33-100	.330	15-22	.682	10	20	30	20	33-0	10	24	2	81	2.4
Ansley	8-0	32	5-11	.455	5-6	.833	2	2	4	2	6-0	0	3	0	15	1.9
Bol	71-2	1267	49-128	.383	12-26	.462	54	168	222	22	139-1	11	41	205	110	1.5
Hoppen	11-0	40	2-7	.286	5-10	.500	1	9	10	2	6-0	0	3	0	9	0.8
76ERS	**82**	**19755**	**3187-6761**	**.471**	**1757-2267**	**.775**	**1058**	**2309**	**3367**	**1755**	**1582-8**	**692**	**1238**	**482**	**8358**	**101.9**
OPPONENTS	**82**	**19755**	**3449-7145**	**.483**	**1375-1772**	**.776**	**1171**	**2365**	**3536**	**2226**	**1766-11**	**686**	**1184**	**454**	**8462**	**103.2**

3-PT FG: 76ERS 227-680 (.334),Barkley 32-137 (.234), Hawkins 91-229 (.397), Gilliam 0-2 (.000), Anderson 42-127 (.331), Dawkins 36-101 (.356), Shackleford 0-1 (.000), Wiggins 0-1 (.000), Mayes 14-39 (.359), Grant 7-18 (.389), Payne 5-12 (.417), Oliver 0-4 (.000), Bol 0-9 (.000). OPPONENTS 189-615 (.307).

1991-1992 GAME-BY-GAME RESULTS

DATE	W/L	PHI	OPP	TEAM
11/01	L	90	110	at Chicago
11/02	L	115	122	Orlando
11/05	W	107	106	at Washington
11/06	W	107	105	New Jersey
11/08	W	126	116	Golden State
11/11	W	102	99	Milwaukee
11/13	W	121	100	at Orlando
11/15	L	97	122	at Boston
11/16	W	89	86	at Detroit
11/20	W	114	107	Miami
11/22	L	92	99	Atlanta
11/23	L	92	100	at New York
11/26	L	91	95	Cleveland
11/27	L	97	107	at Cleveland
11/29	L	92	95	at Miami
11/30	L	91	93	L.A. Lakers
12/03	L	86	88	at New Jersey
12/06	W	105	102	*Portland
12/07	W	103	100	Chicago
12/11	L	88	98	Denver
12/13	W	104	95	at Minnesota
12/14	W	104	95	Seattle
12/18	L	105	107	Utah
12/20	W	127	99	Miami
12/21	L	97	110	at Milwaukee
12/23	L	106	114	Charlotte
12/26	W	113	110	at Indiana
12/28	L	95	102	at L.A. Clippers
12/30	L	93	109	at Denver
01/02	L	110	114	at Sacramento
01/04	W	112	93	at Seattle
01/05	L	102	115	at Portland
01/08	W	114	104	Houston
01/10	W	102	90	L.A. Clippers
01/11	L	102	108	at Cleveland
01/14	L	80	103	at Chicago
01/17	L	95	98	at Boston
01/18	W	105	101	at Washington
01/20	W	99	91	Washington
01/22	W	119	109	New York
01/24	W	119	86	Minnesota
01/25	W	115	94	New Jersey
01/28	L	109	110	at Atlanta
01/29	L	90	115	Indiana
01/31	W	112	88	Orlando
02/01	W	126	110	Boston
02/05	L	108	110	*Cleveland
02/11	W	114	102	at Miami
02/12	L	87	102	New Jersey
02/14	L	99	107	at New Jersey
02/16	L	83	90	Detroit
02/18	W	94	90	at Dallas
02/20	L	101	110	at Houston
02/21	L	90	100	at San Antonio
02/24	W	108	96	Sacramento
02/26	L	89	95	at Orlando
02/27	L	84	136	at Charlotte
02/29	W	101	92	at Washington
03/04	W	107	102	Atlanta
03/06	W	88	86	Dallas
03/08	L	99	103	Chicago
03/09	L	99	111	New York
03/11	W	111	93	Indiana
03/13	L	104	108	Phoenix
03/14	L	105	110	at Milwaukee
03/18	L	85	91	at Detroit
03/19	L	116	123	*Charlotte
03/22	L	100	108	at Indiana
03/23	W	105	92	San Antonio
03/25	L	94	100	at Utah
03/27	L	113	117	at Phoenix
03/29	L	88	117	at L.A. Lakers
03/30	L	106	124	at Golden State
04/01	W	108	91	Miami
04/04	W	126	121	at Atlanta
04/08	L	71	89	Detroit
04/10	L	99	115	at New York
04/12	L	90	94	Milwaukee
04/14	L	94	99	Boston
04/15	L	99	102	at Orlando
04/17	W	122	112	at Charlotte
04/18	W	111	104	Washington

** denotes overtime*

YEAR-BY-YEAR

1992-1993 SEASON STATISTICS

RECORD: 26-56 (.317) **HOME: 15-26** **AWAY: 11-30** **6TH ATLANTIC DIVISION**

PLAYER	G-GS	MIN	FG-FGA	PCT	FT-FTA	PCT	OFF	DEF	TOT	AST	PF-DQ	STL	TO	BLK	PTS	AVG
Hawkins	81-81	2977	551-1172	.470	419-487	.860	91	255	346	317	189-0	137	180	30	1643	20.3
Hornacek	79-78	2860	582-1239	.470	250-289	.865	84	258	342	548	203-2	131	222	21	1511	19.1
Weatherspoon	82-82	2654	494-1053	.469	291-408	.713	179	410	589	147	188-1	85	176	67	1280	15.6
Gilliam	80-26	1742	359-774	.464	274-325	.843	136	336	472	116	123-0	37	157	54	992	12.4
Jordan	4-0	106	18-41	.439	8-17	.471	5	14	19	3	14-0	3	12	5	44	11.0
Perry	81-51	2104	287-613	.468	147-207	.710	154	255	409	126	159-0	40	123	91	731	9.0
Dawkins	74-10	1598	258-590	.437	113-142	.796	33	103	136	339	91-0	80	121	4	655	8.9
Anderson	69-0	1263	225-544	.414	72-89	.809	62	122	184	93	75-0	31	63	5	561	8.1
Payne	13-0	154	38-90	.422	4-4	1.000	4	20	24	18	15-0	5	7	2	84	6.5
Wilkins	26-0	192	55-97	.567	48-78	.615	14	26	40	2	34-1	7	17	1	158	6.1
Lang	73-59	1861	149-351	.425	87-114	.763	136	300	436	79	261-4	46	89	141	386	5.3
Shackleford	48-0	568	80-164	.488	31-49	.633	65	140	205	26	92-1	13	36	25	191	4.0
Grant	72-0	996	77-220	.350	20-31	.645	24	43	67	206	73-0	43	54	1	194	2.7
Bol	58-23	855	52-127	.409	12-19	.632	44	149	193	18	87-0	14	50	119	126	2.2
76ERS	**82**	**19930**	**3225-7075**	**.456**	**1776-2259**	**.786**	**1031**	**2431**	**3462**	**2038**	**1604-9**	**672**	**1362**	**566**	**8556**	**104.3**
OPPONENTS	**82**	**19930**	**3666-7548**	**.486**	**1417-1878**	**.755**	**1258**	**2634**	**3892**	**2406**	**1790-13**	**781**	**1290**	**491**	**9029**	**110.1**

3-PT FG: 76ERS 330-941 (.351), Hawkins 122-307 (.397), Hornacek 97-249 (.390), Weatherspoon 1-4 (.250), Gilliam 0-1 (.000), Perry 10-49 (.204), Dawkins 26-84 (.310), Anderson 39-120 (.325), Payne 4-18 (.222), Wilkins 0-2 (.000), Lang 1-5 (.200), Shackleford 0-2 (.000), Grant 20-68 (.294), Bol 10-32 (.313). OPPONENTS 280-782 (.358).

1992-1993 GAME-BY-GAME RESULTS

DATE	W/L	PHI	OPP	TEAM
11/06	L	111	114	New Jersey
11/07	L	85	89	at New York
11/11	L	114	120	at Indiana
11/13	W	126	115	at Boston
11/18	L	110	120	Orlando
11/20	W	129	128	***Miami
11/21	W	104	95	at New Jersey
11/24	L	119	127	at Charlotte
11/25	L	105	111	Atlanta
11/27	L	111	115	Milwaukee
11/28	L	109	117	Boston
12/02	L	82	98	San Antonio
12/04	L	99	101	Detroit
12/05	L	88	112	at Detroit
12/09	W	115	104	Seattle
12/11	L	110	125	L.A. Clippers
12/12	W	103	96	at Atlanta
12/15	L	107	119	at Orlando
12/16	L	97	115	Cleveland
12/18	L	98	112	Utah
12/19	W	98	96	at Chicago
12/21	W	113	101	Indiana
12/26	L	115	121	*at Portland
12/27	W	110	106	at L.A. Clippers
12/30	L	110	119	at Utah
01/02	L	98	154	at Sacramento
01/06	W	132	106	New Jersey
01/08	W	119	117	at Washington
01/09	W	104	91	Chicago
01/12	L	93	112	at Indiana
01/13	W	129	122	Golden State
01/15	L	105	110	*at New Jersey
01/16	W	123	108	Detroit
01/18	W	124	118	*Orlando
01/20	W	115	112	*at Miami
01/22	L	91	109	New York
01/23	W	113	104	at Milwaukee
01/26	L	90	98	at New York
01/27	L	125	127	*Indiana
01/29	W	92	86	Washington
01/30	L	123	149	at Atlanta
02/03	L	118	129	Charlotte
02/05	L	93	105	at Boston
02/08	L	115	120	*New York
02/10	L	90	98	Houston
02/12	L	122	126	at Denver
02/13	W	119	96	at Dallas
02/16	L	111	149	at Houston
02/18	L	98	103	at San Antonio
02/23	L	89	101	at Detroit
02/24	L	107	132	Atlanta
02/26	W	114	111	Milwaukee
03/01	L	118	131	at Golden State
03/03	L	115	125	at Phoenix
03/05	L	97	101	*at L.A. Lakers
03/06	L	93	149	at Seattle
03/08	W	92	83	at Minnesota
03/10	L	100	104	Boston
03/12	L	95	101	L.A. Lakers
03/16	L	98	110	at Cleveland
03/17	L	89	94	Washington
03/19	L	87	89	Dallas
03/20	L	86	112	at Milwaukee
03/23	W	88	80	Denver
03/24	L	100	113	Chicago
03/26	L	84	103	Cleveland
03/28	L	100	110	Phoenix
03/30	L	77	91	at New Jersey
03/31	L	103	109	at Boston
04/02	L	91	96	Portland
04/04	W	112	102	Sacramento
04/06	L	90	116	at Orlando
04/07	W	98	90	at Washington
04/09	L	113	122	Charlotte
04/10	L	114	119	at Miami
04/12	L	101	120	at Charlotte
04/15	W	101	85	Orlando
04/18	W	106	79	Minnesota
04/20	L	94	123	at Chicago
04/21	W	107	97	Miami
04/23	L	84	99	New York
04/25	L	103	107	at Cleveland

** denotes overtime*
**** denotes triple-overtime*

1993-1994 SEASON STATISTICS

RECORD: 25-57 (.305) **HOME: 15-26** **AWAY: 10-31** **6TH ATLANTIC DIVISION**

PLAYER	G-GS	MIN	FG-FGA	PCT	FT-FTA	PCT	OFF	DEF	TOT	AST	PF-DQ	STL	TO	BLK	PTS	AVG
Weatherspoon	82-82	3147	602-1246	.483	298-430	.693	254	578	832	192	152-0	100	195	116	1506	18.4
Hornacek	53-53	1994	325-715	.455	178-204	.873	41	171	212	315	115-0	95	138	10	880	16.6
J. Malone	27-23	903	187-389	.481	76-94	.809	23	61	84	59	46-0	14	28	0	454	16.8
Barros	81-70	2519	412-878	.469	116-145	.800	28	168	196	424	96-0	107	167	5	1075	13.3
Woolridge	74-1	1955	364-773	.471	208-302	.689	103	195	298	139	186-1	41	142	56	937	12.7
Bradley	49-45	1385	201-491	.409	102-168	.607	98	208	306	98	170-3	45	148	147	504	10.3
Perry	80-68	2336	272-625	.435	102-176	.580	117	287	404	94	154-1	60	80	82	719	9.0
Dawkins	72-12	1343	177-423	.418	84-100	.840	28	95	123	263	74-0	63	111	5	475	6.6
M. Malone	55-0	618	102-232	.440	90-117	.769	106	120	226	34	52-0	11	59	17	294	5.3
Austin	14-0	201	29-66	.439	14-23	.609	25	44	69	17	29-0	5	17	10	72	5.1
Leckner	71-36	1163	139-286	.486	84-130	.646	75	207	282	86	190-2	18	86	34	362	5.1
Graham	70-6	889	122-305	.400	92-110	.836	21	65	86	66	54-0	61	65	4	338	4.8
Green	35-0	332	63-182	.346	13-18	.722	10	24	34	16	21-0	18	27	6	149	4.3
Kidd	68-14	884	100-169	.592	47-86	.547	76	157	233	19	129-0	19	44	23	247	3.6
Edwards	3-0	44	2-18	.111	2-5	.400	5	9	14	4	6-0	3	4	1	6	2.0
Curry	10-0	43	3-14	.214	3-4	.750	0	1	1	1	6-0	1	3	0	9	0.9
Bol	4-0	49	3-7	.429	0-0	---	2	4	6	0	8-0	2	0	9	6	1.5
76ERS	**82**	**19805**	**3103-6819**	**.455**	**1509-2112**	**.714**	**1012**	**2394**	**3406**	**1827**	**1488-7**	**663**	**1368**	**525**	**8033**	**98.0**
OPPONENTS	**82**	**19805**	**3549-7338**	**.484**	**1297-1744**	**.744**	**1202**	**2607**	**3809**	**2357**	**1729-10**	**806**	**1190**	**385**	**8658**	**105.6**

3-PT FG: 76ERS 318-942 (.338), Weatherspoon 4-17 (.235), Hornacek 52-166 (.313), J. Malone 4-6 (.667), Barros 135-354 (.381), Woolridge 1-14 (.071), Bradley 0-3 (.000), Perry 73-200 (.365), Dawkins 37-105 (.352), M. Malone 0-1 (.000), Austin 0-1 (.000), Leckner 0-2 (.000), Graham 2-25 (.080), Green 10-41 (.244), Edwards 0-5 (.000), Curry 0-2 (.000). OPPONENTS 263-795 (.331).

1993-1994 GAME-BY-GAME RESULTS

DATE	W/L	PHI	OPP	TEAM
11/05	W	94	82	Washington
11/06	L	89	114	at Orlando
11/09	L	86	95	at New York
11/10	L	89	91	Boston
11/12	L	93	105	at Washington
11/13	W	98	97	at New Jersey
11/15	L	84	88	Houston
11/17	L	90	92	Atlanta
11/19	W	124	115	Utah
11/21	L	89	103	at Detroit
11/24	W	108	97	at Indiana
11/26	L	88	100	Golden State
11/27	L	79	111	at Atlanta
11/30	L	80	92	Seattle
12/04	L	82	90	San Antonio
12/08	W	95	88	*Chicago
12/10	L	103	109	Sacramento
12/11	W	99	86	at Milwaukee
12/13	L	107	112	at Boston
12/15	W	101	93	Denver
12/17	W	105	94	L.A. Lakers
12/18	L	90	113	at Miami
12/20	W	121	92	Detroit
12/22	L	90	98	Miami
12/27	L	86	96	at L.A. Clippers
12/28	W	107	90	at Golden State
12/30	L	107	119	at Phoenix
01/02	W	96	80	at Denver
01/04	L	84	107	at San Antonio
01/07	W	103	93	at Dallas
01/08	L	93	100	at Houston
01/10	W	99	94	Boston
01/12	W	117	98	L.A. Clippers
01/14	W	104	102	*Indiana
01/15	L	67	110	at Cleveland
01/17	L	91	121	at Chicago
01/19	L	103	115	at Charlotte
01/22	L	112	121	Orlando
01/23	W	99	92	at New York
01/26	W	104	90	Dallas
01/28	L	103	108	Phoenix
01/29	W	94	89	Milwaukee
02/02	L	97	105	Cleveland
02/04	L	95	102	Washington
02/05	W	96	94	at Miami
02/07	W	125	117	Charlotte
02/09	L	79	114	New York
02/15	L	105	133	at Seattle
02/16	L	92	94	*at Sacramento
02/18	L	93	109	at Portland
02/20	L	95	107	at L.A. Lakers
02/21	L	92	119	at Utah
02/23	L	102	106	New Jersey
02/25	L	84	115	Miami
02/26	L	102	118	Atlanta
03/01	L	103	109	Washington
03/03	L	87	95	at Cleveland
03/05	L	83	120	at Miami
03/06	L	99	126	at New Jersey
03/09	L	101	117	Orlando
03/11	L	105	112	at Orlando
03/13	W	114	97	at Washington
03/15	L	87	96	at Minnesota
03/18	L	98	100	Minnesota
03/20	L	101	103	at Milwaukee
03/22	L	91	125	at Charlotte
03/23	L	87	99	Chicago
03/25	L	88	105	Cleveland
03/27	L	122	124	*at Boston
03/29	L	103	106	at Chicago
04/01	L	100	111	Portland
04/03	L	112	135	Boston
04/06	W	115	114	Milwaukee
04/08	W	100	97	New York
04/09	L	122	127	*Charlotte
04/12	W	134	107	at Detroit
04/13	L	87	115	Indiana
04/16	L	94	123	at Atlanta
04/19	L	110	115	New Jersey
04/21	L	82	130	at New York
04/22	L	88	133	at Indiana
04/24	W	110	102	Detroit

** denotes overtime*

YEAR-BY-YEAR

1994-1995 SEASON STATISTICS

RECORD: 26-56 (.317) **HOME: 15-26** **AWAY: 11-30** **6TH ATLANTIC DIVISION**

PLAYER	G-GS	MIN	FG-FGA	PCT	FT-FTA	PCT	OFF	DEF	TOT	AST	PF-DQ	STL	TO	BLK	PTS	AVG
Hawkins	81-81	2977	551-1172	.470	419-487	.860	91	255	346	317	189-0	137	180	30	1643	20.3
Hornacek	79-78	2860	582-1239	.470	250-289	.865	84	258	342	548	203-2	131	222	21	1511	19.1
Weatherspoon	82-82	2654	494-1053	.469	291-408	.713	179	410	589	147	188-1	85	176	67	1280	15.6
Gilliam	80-26	1742	359-774	.464	274-325	.843	136	336	472	116	123-0	37	157	54	992	12.4
Jordan	4-0	106	18-41	.439	8-17	.471	5	14	19	3	14-0	3	12	5	44	11.0
Perry	81-51	2104	287-613	.468	147-207	.710	154	255	409	126	159-0	40	123	91	731	9.0
Dawkins	74-10	1598	258-590	.437	113-142	.796	33	103	136	339	91-0	80	121	4	655	8.9
Anderson	69-0	1263	225-544	.414	72-89	.809	62	122	184	93	75-0	31	63	5	561	8.1
Payne	13-0	154	38-90	.422	4-4	1.000	4	20	24	18	15-0	5	7	2	84	6.5
Wilkins	26-0	192	55-97	.567	48-78	.615	14	26	40	2	34-1	7	17	1	158	6.1
Lang	73-59	1861	149-351	.425	87-114	.763	136	300	436	79	261-4	46	89	141	386	5.3
Shackleford	48-0	568	80-164	.488	31-49	.633	65	140	205	26	92-1	13	36	25	191	4.0
Grant	72-0	996	77-220	.350	20-31	.645	24	43	67	206	73-0	43	54	1	194	2.7
Bol	58-23	855	52-127	.409	12-19	.632	44	149	193	18	87-0	14	50	119	126	2.2
76ERS	**82**	**19930**	**3225-7075**	**.456**	**1776-2259**	**.786**	**1031**	**2431**	**3462**	**2038**	**1604-9**	**672**	**1362**	**566**	**8556**	**104.3**
OPPONENTS	**82**	**19930**	**3666-7548**	**.486**	**1417-1878**	**.755**	**1258**	**2634**	**3892**	**2406**	**1790-13**	**781**	**1290**	**491**	**9029**	**110.1**

3-PT FG: 76ERS 330-941 (.351), Hawkins 122-307 (.397), Hornacek 97-249 (.390), Weatherspoon 1-4 (.250), Gilliam 0-1 (.000), Perry 10-49 (.204), Dawkins 26-84 (.310), Anderson 39-120 (.325), Payne 4-18 (.222), Wilkins 0-2 (.000), Lang 1-5 (.200), Shackleford 0-2 (.000), Grant 20-68 (.294), Bol 10-32 (.313). OPPONENTS 280-782 (.358).

1994-1995 GAME-BY-GAME RESULTS

DATE	W/L	PHI	OPP	TEAM
11/06	L	111	114	New Jersey
11/07	L	85	89	at New York
11/11	L	114	120	at Indiana
11/13	W	126	115	at Boston
11/18	L	110	120	Orlando
11/20	W	129	128	***Miami
11/21	W	104	95	at New Jersey
11/24	L	119	127	at Charlotte
11/25	L	105	111	Atlanta
11/27	L	111	115	Milwaukee
11/28	L	109	117	Boston
12/02	L	82	98	San Antonio
12/04	L	99	101	Detroit
12/05	L	88	112	at Detroit
12/09	W	115	104	Seattle
12/11	L	110	125	L.A. Clippers
12/12	W	103	96	at Atlanta
12/15	L	107	119	at Orlando
12/16	L	97	115	Cleveland
12/18	L	98	112	Utah
12/19	W	98	96	at Chicago
12/21	W	113	101	Indiana
12/26	L	115	121	*at Portland
12/27	W	110	106	at L.A. Clippers
12/30	L	110	119	at Utah
01/02	L	98	154	at Sacramento
01/06	W	132	106	New Jersey
01/08	W	119	117	at Washington
01/09	W	104	91	Chicago
01/12	L	93	112	at Indiana
01/13	W	129	122	Golden State
01/15	L	105	110	*at New Jersey
01/16	W	123	108	Detroit
01/18	W	124	118	*Orlando
01/20	W	115	112	*at Miami
01/22	L	91	109	New York
01/23	W	113	104	at Milwaukee
01/26	L	90	98	at New York
01/27	L	125	127	*Indiana
01/29	W	92	86	Washington
01/30	L	123	149	at Atlanta
02/03	L	118	129	Charlotte
02/05	L	93	105	at Boston
02/08	L	115	120	*New York
02/10	L	90	98	Houston
02/12	L	122	126	at Denver
02/13	W	119	96	at Dallas
02/16	L	111	149	at Houston
02/18	L	98	103	at San Antonio
02/23	L	89	101	at Detroit
02/24	L	107	132	Atlanta
02/26	W	114	111	Milwaukee
03/01	L	118	131	at Golden State
03/03	L	115	125	at Phoenix
03/05	L	97	101	*at L.A. Lakers
03/06	L	93	149	at Seattle
03/08	W	92	83	at Minnesota
03/10	L	100	104	Boston
03/12	L	95	101	L.A. Lakers
03/16	L	98	110	at Cleveland
03/17	L	89	94	Washington
03/19	L	87	89	Dallas
03/20	L	86	112	at Milwaukee
03/23	W	88	80	Denver
03/24	L	100	113	Chicago
03/26	L	84	103	Cleveland
03/28	L	100	110	Phoenix
03/30	L	77	91	at New Jersey
03/31	L	103	109	at Boston
04/02	L	91	96	Portland
04/04	W	112	102	Sacramento
04/06	L	90	116	at Orlando
04/07	W	98	90	at Washington
04/09	L	113	122	Charlotte
04/10	L	114	119	at Miami
04/12	L	101	120	at Charlotte
04/15	W	101	85	Orlando
04/18	W	106	79	Minnesota
04/20	L	94	123	at Chicago
04/21	W	107	97	Miami
04/23	L	84	99	New York
04/25	L	103	107	at Cleveland

** denotes overtime*
**** denotes triple-overtime*

1995-1996 SEASON STATISTICS

RECORD: 18-64 (.220) **HOME: 11-30** **AWAY: 7-34** **7TH ATLANTIC DIVISION**

PLAYER	G-GS	MIN	FG-FGA	PCT	FT-FTA	PCT	OFF	DEF	TOT	AST	PF-DQ	STL	TO	BLK	PTS	AVG
Stackhouse	72-71	2701	452-1091	.414	387-518	.747	90	175	265	278	179-0	76	252	79	1384	19.2
Weatherspoon	78-75	3096	491-1015	.484	318-426	.746	237	516	753	158	214-3	112	179	108	1300	16.7
Maxwell	75-57	2467	410-1052	.390	251-332	.756	39	190	229	330	182-1	96	215	12	1217	16.2
Ruffin	61-23	1551	263-648	.406	148-182	.813	21	111	132	269	132-0	43	149	2	778	12.8
Coleman	11-11	294	48-118	.407	20-32	.625	13	59	72	31	30-0	4	28	10	123	11.2
Wright	46-32	1136	183-384	.477	117-186	.629	124	175	299	27	125-2	24	81	39	483	10.5
Massenburg	30-8	804	114-236	.483	68-92	.739	75	111	186	12	73-0	15	38	11	296	9.9
Bradley	12-11	334	43-97	.443	19-25	.760	34	72	106	8	42-0	8	31	38	105	8.8
Higgins	44-4	916	134-323	.415	35-37	.946	20	72	92	55	90-1	24	49	11	351	8.0
Graham	8-3	128	17-32	.531	15-17	.882	5	10	15	11	16-0	5	17	0	56	7.0
Pinckney	27-23	679	54-102	.529	42-55	.764	74	102	176	22	55-1	33	23	11	150	5.6
Skiles	10-9	236	20-57	.351	8-10	.800	1	15	16	38	21-0	7	16	0	63	6.3
Malone	25-3	407	63-160	.394	24-26	.923	8	24	32	19	19-0	13	19	0	155	6.2
Alston	73-41	1614	198-387	.512	55-112	.491	127	175	302	61	191-1	56	59	52	452	6.2
Dumas	39-14	739	95-203	.468	49-70	.700	42	57	99	44	79-1	42	49	6	241	6.2
Sutton	30-2	465	65-167	.389	20-27	.741	4	31	35	63	56-0	17	45	2	190	6.3
Walters	33-8	523	49-115	.426	36-46	.783	11	37	48	95	49-0	22	34	4	153	4.6
Grant	11-2	280	18-48	.375	5-6	.833	3	18	21	60	28-0	12	15	2	45	4.1
Wilson	6-0	79	10-20	.500	3-4	.750	7	7	14	4	9-0	3	1	0	23	3.8
Williams	13-1	193	15-29	.517	10-12	.833	13	33	46	5	27-0	6	8	7	40	3.1
Brown	9-1	162	9-16	.563	8-17	.471	14	23	37	3	24-1	3	6	2	26	2.9
Perry	8-0	87	8-18	.444	2-3	.667	6	7	13	2	5-0	2	3	3	19	2.4
Thompson	44-11	773	33-83	.398	19-24	.792	62	137	199	26	125-5	19	37	20	85	1.9
Bennett	8-0	66	4-17	.235	3-4	.750	1	4	5	8	6-0	1	7	1	11	1.4
76ERS	**82**	**19730**	**2796-6418**	**.436**	**1662-2263**	**.734**	**1031**	**2161**	**3192**	**1629**	**1777-16**	**643**	**1414**	**420**	**7746**	**94.5**
OPPONENTS	**82**	**19730**	**3284-6796**	**.483**	**1472-1986**	**.741**	**1164**	**2478**	**3642**	**2109**	**1912-17**	**723**	**1288**	**469**	**8566**	**104.5**

3-PT FG: 76ERS 492-1438 (.342), Stackhouse 93-292 (.318), Weatherspoon 0-2 (.000), Maxwell 146-460 (.317), Ruffin 104-284 (.366), Coleman 7-21 (.333), Massenburg 0-3 (.000), Higgins 48-129 (.372), Graham 7-14 (.500), Skiles 15-34 (.441), Malone 5-16 (.313), Alston 1-3 (.333), Dumas 2-9 (.222), Sutton 40-96 (.417), Walters 19-54 (.352), Grant 4-18 (.222), Williams 0-2 (.000), Perry 1-1 (1.000). OPPONENTS 526-1421 (.370).

1995-1996 GAME-BY-GAME RESULTS

DATE	W/L	PHI	OPP	TEAM
11/03	W	105	103	Washington
11/04	L	108	119	at Charlotte
11/07	L	106	109	Sacramento
11/10	W	104	90	Charlotte
11/14	L	107	115	Seattle
11/15	L	95	127	at Washington
11/17	L	82	114	Cleveland
11/18	L	79	95	at New Jersey
11/22	L	106	115	Houston
11/24	L	78	101	at Detroit
11/25	L	89	107	Golden State
11/29	L	81	106	at Atlanta
12/01	L	102	105	at Toronto
12/02	L	85	94	New York
12/05	L	91	108	at Indiana
12/06	W	108	87	Dallas
12/08	L	85	113	at Cleveland
12/09	L	98	124	Boston
12/11	L	91	104	Denver
12/13	L	100	111	at Boston
12/17	W	101	99	at Minnesota
12/20	W	108	104	Utah
12/22	L	94	99	Milwaukee
12/23	L	85	98	New Jersey
12/27	L	90	105	at Phoenix
12/29	L	97	117	at Sacramento
12/30	L	100	108	at Denver
01/02	W	90	89	at L.A. Lakers
01/03	L	111	122	at Golden State
01/05	L	102	103	*at Vancouver
01/10	L	93	98	Washington
01/12	W	107	80	at New Jersey
01/13	L	93	120	Chicago
01/16	L	104	116	at Chicago
01/17	L	100	111	Milwaukee
01/19	L	77	82	Atlanta
01/21	L	88	118	San Antonio
01/23	L	90	105	at Orlando
01/24	L	88	91	Cleveland
01/26	L	88	100	L.A. Lakers
01/27	L	105	110	at Charlotte
01/29	W	103	92	Vancouver
02/01	L	104	124	at Miami
02/03	L	85	96	Portland
02/07	W	102	101	Indiana
02/13	W	104	101	at Milwaukee
02/14	L	83	102	Detroit
02/16	L	84	116	at New York
02/17	L	82	97	at Cleveland
02/20	L	104	123	at Orlando
02/21	L	57	66	Miami
02/23	L	95	102	at Indiana
02/25	L	101	108	at Miami
02/27	W	121	115	at Dallas
02/29	L	95	109	at Houston
03/02	L	101	115	at San Antonio
03/04	L	97	110	Orlando
03/06	L	90	103	Minnesota
03/08	W	100	92	New York
03/10	L	102	104	L.A. Clippers
03/12	W	118	110	Toronto
03/13	L	100	110	at Boston
03/15	L	102	128	Phoenix
03/16	L	88	94	at New York
03/18	L	94	98	Chicago
03/20	L	84	107	at Utah
03/22	L	93	107	at L.A. Clippers
03/23	L	89	129	at Seattle
03/25	L	71	94	at Portland
03/27	W	103	94	Toronto
03/29	L	95	101	Boston
03/30	L	105	107	at Washington
04/03	L	87	102	Indiana
04/05	L	87	108	Detroit
04/06	W	100	99	at Atlanta
04/08	W	82	79	New Jersey
04/10	L	76	92	at Detroit
04/12	L	82	112	at Chicago
04/14	L	78	94	Charlotte
04/17	W	90	86	Miami
04/19	L	92	112	Orlando
04/21	W	109	105	*at Toronto

** denotes overtime*

YEAR-BY-YEAR

1996-1997 SEASON STATISTICS

RECORD: 22-60 (.268) **HOME: 11-30** **AWAY: 11-30** **6TH ATLANTIC DIVISION**

PLAYER	G-GS	MIN	FG-FGA	PCT	FT-FTA	PCT	OFF	DEF	TOT	AST	PF-DQ	STL	TO	BLK	PTS	AVG
Iverson	76-74	3045	625-1504	.416	382-544	.702	115	197	312	567	233-5	157	337	24	1787	23.5
Stackhouse	81-81	3166	533-1308	.407	511-667	.766	156	182	338	253	219-2	93	316	63	1679	20.7
Coleman	57-54	2102	364-836	.435	272-365	.745	157	416	573	193	164-1	50	184	75	1032	18.1
Weatherspoon	82-82	2949	398-811	.491	206-279	.738	219	460	679	140	187-0	74	137	86	1003	12.2
MacLean	37-2	733	163-365	.447	64-97	.660	41	99	140	37	71-0	12	47	10	402	10.9
Davis	75-17	1705	251-535	.469	113-168	.673	138	185	323	135	230-7	85	118	31	639	8.5
Walters	59-16	1041	148-325	.455	49-62	.790	21	86	107	113	75-1	28	61	3	402	6.8
Williams	62-52	1317	162-318	.509	38-55	.691	155	242	397	41	206-5	44	50	41	362	5.8
Harris	54-3	813	112-294	.381	33-47	.702	27	44	71	50	45-0	41	34	3	293	5.4
Overton	61-4	634	81-190	.426	45-48	.938	18	50	68	101	44-0	24	39	0	217	3.6
Courtney	4-0	52	6-14	.429	0-0	---	5	4	9	0	8-1	0	1	0	12	3.0
Hendrickson	29-1	301	32-77	.416	18-26	.692	35	57	92	3	32-1	10	14	4	85	2.9
King	7-0	59	7-17	.412	5-5	1.000	4	10	14	5	7-0	4	3	0	20	2.9
Caldwell	27-0	365	30-57	.526	12-33	.364	38	73	111	7	60-1	8	16	7	72	2.7
Cage	82-24	1247	66-141	.468	19-41	.463	112	208	320	43	118-0	48	17	42	151	1.8
Bradtke	36-0	251	25-58	.431	9-13	.692	26	42	68	7	34-0	5	9	5	59	1.6
76ERS	**82**	**19780**	**3003-6850**	**.438**	**1776-2450**	**.725**	**1267**	**2355**	**3622**	**1695**	**1733-24**	**683**	**1437**	**394**	**8215**	**100.2**
OPPONENTS	**82**	**19780**	**3314-7045**	**.470**	**1565-2134**	**.733**	**1186**	**2453**	**3639**	**2066**	**2008-16**	**822**	**1278**	**494**	**8751**	**106.7**

3-PT FG: 76ERS 433-1356 (.319), Iverson 155-455 (.341), Stackhouse 102-342 (.298), Coleman 32-119 (.269), Weatherspoon 1-6 (.167), MacLean 12-38 (.316), Davis 24-93 (.258), Walters 57-148 (.385), Williams 0-2 (.000), Harris 36-99 (.364), Overton 10-40 (.250), Hendrickson 3-12 (.250), King 1-2 (.500). OPPONENTS 558-1529 (.365).

1996-1997 GAME-BY-GAME RESULTS

DATE	W/L	PHI	OPP	TEAM
11/01	L	103	111	Milwaukee
11/02	L	86	115	at Chicago
11/05	L	81	83	Detroit
11/08	W	115	105	at Boston
11/09	W	112	95	Phoenix
11/12	W	101	97	at New York
11/13	L	98	110	at Toronto
11/15	L	89	105	Cleveland
11/16	W	91	89	at Miami
11/20	L	92	103	Indiana
11/22	L	76	88	at Washington
11/23	W	109	92	New York
11/26	L	88	100	L.A. Lakers
11/29	W	100	91	Orlando
11/30	W	96	90	Vancouver
12/04	L	103	113	at San Antonio
12/05	L	102	106	at Dallas
12/07	L	108	123	at Houston
12/09	L	94	118	Seattle
12/11	L	79	84	Miami
12/13	L	75	84	at Charlotte
12/14	L	81	106	at Atlanta
12/17	L	84	93	Charlotte
12/20	L	103	110	New York
12/21	L	105	111	Chicago
12/26	W	118	89	at Denver
12/28	L	84	110	at Utah
12/29	L	102	115	at L.A. Lakers
01/02	L	82	96	at Seattle
01/03	L	114	122	*at Golden State
01/05	L	106	107	at Sacramento
01/07	L	88	109	at Orlando
01/08	L	93	111	Dallas
01/10	L	99	120	Houston
01/13	L	96	97	*Utah
01/15	L	111	128	Golden State
01/17	L	103	105	*New Jersey
01/19	L	107	111	at Indiana
01/20	L	104	114	Milwaukee
01/22	W	127	125	*at Boston
01/24	L	92	107	Sacramento
01/25	L	95	104	at Detroit
01/29	W	101	99	Toronto
01/31	L	99	109	Orlando
02/01	W	109	100	at Milwaukee
02/05	W	113	97	San Antonio
02/11	L	94	105	at Cleveland
02/13	L	92	107	at New York
02/15	L	99	125	at Miami
02/16	L	97	112	Denver
02/18	L	83	111	Miami
02/20	W	101	84	L.A. Clippers
02/22	W	97	80	Portland
02/25	L	93	98	at L.A. Clippers
02/26	L	104	111	at Phoenix
02/28	W	104	100	at Vancouver
03/02	L	95	112	at Portland
03/04	L	106	107	Washington
03/06	L	104	117	Atlanta
03/09	W	99	93	at Washington
03/11	L	100	104	at Minnesota
03/12	L	104	108	Chicago
03/14	W	109	95	Minnesota
03/15	L	99	107	Charlotte
03/18	L	105	117	at Toronto
03/19	L	100	111	New York
03/21	W	112	110	New Jersey
03/26	L	105	123	at New Jersey
03/28	W	113	105	Boston
03/30	W	96	92	at Detroit
04/01	W	105	93	at Orlando
04/02	L	90	112	Toronto
04/04	L	103	114	Indiana
04/05	L	113	115	at Charlotte
04/07	L	102	128	at Chicago
04/09	L	101	116	Atlanta
04/11	L	118	126	at Milwaukee
04/12	L	118	125	at Cleveland
04/14	L	110	131	Washington
04/16	W	113	105	at New Jersey
04/18	L	113	119	Boston
04/19	L	104	136	at Atlanta

** denotes overtime*

1997-1998 SEASON STATISTICS

RECORD: 31-51 (.378) **HOME: 19-22** **AWAY: 12-29** **7TH ATLANTIC DIVISION**

PLAYER	G-GS	MIN	FG-FGA	PCT	FT-FTA	PCT	OFF	DEF	TOT	AST	PF-DQ	STL	TO	BLK	PTS	AVG
Iverson	80-80	3150	649-1407	.461	390-535	.729	86	210	296	494	200-2	176	244	25	1758	22.0
Coleman	59-58	2135	356-867	.411	302-391	.772	149	438	587	145	144-1	46	157	68	1040	17.6
Stackhouse	22-22	748	128-283	.452	81-101	.802	28	48	76	67	56-1	31	74	21	353	16.0
Smith	30-6	699	121-270	.448	67-85	.788	58	75	133	27	94-0	18	52	13	309	10.3
Jackson	48-47	1788	246-535	.460	126-154	.818	69	158	227	223	112-0	41	145	6	657	13.7
Thomas	77-48	1779	306-684	.447	171-231	.740	107	181	288	90	185-2	54	118	17	845	11.0
Ratliff	58-55	1861	249-486	.512	154-218	.706	175	251	426	42	209-6	38	82	203	652	11.2
Weatherspoon	48-18	1290	141-331	.426	123-174	.707	109	227	336	40	108-1	43	69	52	405	8.4
Shaw	20-2	502	51-139	.367	12-19	.632	17	47	64	88	55-1	14	24	3	121	6.1
Chambers	1-0	10	2-2	1.000	2-2	1.000	0	2	2	0	2-0	2	1	0	6	6.0
Cummings	44-2	656	97-212	.458	39-58	.672	55	93	148	21	102-1	22	17	5	233	5.3
Benjamin	14-0	197	22-41	.537	19-30	.633	18	35	53	3	26-0	4	12	4	63	4.5
McKie	57-31	1341	96-277	.347	22-32	.688	34	129	163	137	117-0	78	52	12	223	3.9
Williams	58-7	801	93-213	.437	51-63	.810	87	124	211	29	132-0	17	30	21	237	4.1
Davis	71-12	906	109-244	.447	64-101	.634	64	94	158	73	95-1	49	91	18	282	4.0
Montross	20-20	337	30-76	.395	7-19	.368	28	64	92	7	61-0	7	15	12	67	3.4
Snow	47-0	844	69-161	.429	44-61	.721	19	58	77	164	99-0	60	51	4	184	3.9
Overton	23-2	277	24-63	.381	14-16	.875	2	12	14	37	34-0	8	23	1	62	2.7
Stewart	15-0	110	12-26	.462	16-25	.640	9	22	31	2	13-0	5	8	2	40	2.7
Walters	19-0	127	11-29	.379	17-17	1.000	3	6	9	21	17-0	5	17	0	42	2.2
Parker	37-0	196	25-63	.397	13-20	.650	8	18	26	19	17-0	11	11	3	72	1.9
Cunningham	1-0	1	0-0	---	0-0	---	0	2	2	0	0-0	0	0	0	0	0.0
76ERS	**82**	**19755**	**2837-6409**	**.443**	**1734-2352**	**.737**	**1125**	**2294**	**3419**	**1729**	**1878-16**	**729**	**1356**	**490**	**7651**	**93.3**
OPPONENTS	**82**	**19755**	**2906-6440**	**.451**	**1651-2262**	**.730**	**1115**	**2341**	**3456**	**1927**	**1904-21**	**766**	**1318**	**508**	**7847**	**95.7**

3-PT FG: 76ERS 243-810 (.300), Iverson 70-235 (.298), Coleman 26-98 (.265), Stackhouse 16-46 (.348), Smith 0-1 (.000), Jackson 39-112 (.348), Thomas 62-171 (.363), Shaw 7-28 (.250), Cummings 0-1 (.000), McKie 9-46 (.196), Williams 0-5 (.000), Davis 0-6 (.000), Snow 2-16 (.125), Overton 0-3 (.000), Walters 3-14 (.214), Parker 9-28 (.321). OPPONENTS 384-1115

1997-1998 GAME-BY-GAME RESULTS

DATE	W/L	PHI	OPP	TEAM
10/31	L	88	103	Milwaukee
11/01	L	74	94	at Chicago
11/05	L	88	93	Atlanta
11/06	L	93	100	at Milwaukee
11/09	L	105	112	Seattle
11/12	W	114	100	at Houston
11/13	W	99	98	at Dallas
11/15	L	101	107	Boston
11/19	W	97	86	Washington
11/22	L	94	108	Orlando
11/26	L	89	95	Cleveland
11/28	W	105	95	L.A. Lakers
11/30	L	89	101	at Indiana
12/03	L	90	94	at Miami
12/05	L	88	107	at New Jersey
12/07	W	93	78	New York
12/08	L	86	95	at Orlando
12/10	L	97	104	Toronto
12/12	W	106	91	Denver
12/13	L	83	95	at New York
12/15	L	83	100	at Boston
12/17	L	90	94	Minnesota
12/19	L	84	91	Miami
12/20	L	78	115	at Detroit
12/22	L	92	96	Detroit
12/27	W	85	78	at Golden State
12/28	L	90	92	at Sacramento
12/30	L	86	96	at Portland
01/01	W	115	104	at Vancouver
01/02	L	73	90	at Seattle
01/04	W	113	107	at L.A. Lakers
01/06	L	95	98	*at Utah
01/13	W	107	89	Vancouver
01/15	W	106	96	Chicago
01/17	W	112	84	Golden State
01/19	W	98	85	Sacramento
01/21	L	87	92	at Miami
01/23	W	98	87	Portland
01/24	L	92	111	at Cleveland
01/26	L	87	91	at Toronto
01/28	L	90	93	*Indiana
01/29	L	99	109	*at Atlanta
01/31	L	86	102	Houston
02/02	L	97	106	Phoenix
02/04	L	84	98	Miami
02/11	W	91	90	Dallas
02/13	L	96	103	at Charlotte
02/14	L	98	105	New Jersey
02/17	W	98	97	Cleveland
02/19	L	77	82	at Indiana
02/21	W	98	89	at New Jersey
02/22	L	92	97	Indiana
02/24	W	85	84	at Phoenix
02/25	L	108	117	at L.A. Clippers
02/27	W	79	78	at Denver
02/28	L	88	100	at San Antonio
03/04	W	87	80	Milwaukee
03/06	W	80	71	New York
03/08	L	91	100	at Washington
03/09	L	78	88	Orlando
03/11	W	88	86	Washington
03/13	W	107	86	Atlanta
03/14	W	93	89	at Milwaukee
03/17	L	96	100	at New York
03/18	W	104	96	at Detroit
03/20	L	79	91	Utah
03/22	L	90	108	at Boston
03/23	L	79	94	Detroit
03/25	L	86	91	New Jersey
03/27	L	85	110	San Antonio
03/29	W	99	94	Boston
03/31	L	93	101	at Charlotte
04/01	W	112	91	at Washington
04/03	W	93	78	L.A. Clippers
04/05	W	116	104	Toronto
04/06	L	92	113	at Orlando
04/08	W	109	101	Charlotte
04/10	L	102	107	at Minnesota
04/11	L	95	106	at Cleveland
04/14	L	94	95	at Atlanta
04/17	L	80	87	Chicago
04/19	W	107	78	at Toronto

* denotes overtime

YEAR-BY-YEAR

1998-1999 SEASON STATISTICS

RECORD: 28-22 (.560) **HOME: 17-8** **AWAY: 11-14** **3RD ATLANTIC DIVISION**

PLAYER	G-GS	MIN	FG-FGA	PCT	FT-FTA	PCT	OFF	DEF	TOT	AST	PF-DQ	STL	TO	BLK	PTS	AVG
Iverson	48-48	1990	435-1056	.412	356-474	.751	66	170	236	223	98-0	110	167	7	1284	26.8
Geiger	50-40	1540	266-555	.479	141-177	.797	137	225	362	58	157-2	39	101	40	674	13.5
Ratliff	50-50	1627	197-419	.470	166-229	.725	139	268	407	30	180-8	45	92	149	560	11.2
Hughes	50-1	988	170-414	.411	107-151	.709	83	106	189	77	97-0	44	68	14	455	9.1
Snow	48-48	1716	149-348	.428	110-150	.733	25	137	162	301	149-2	100	111	1	413	8.6
Hill	21-6	587	72-150	.480	35-69	.507	64	89	153	18	77-2	16	35	8	179	8.5
Lynch	43-43	1315	147-349	.421	53-84	.631	110	169	279	76	142-2	85	79	22	356	8.3
McKie	50-4	959	95-237	.401	44-62	.710	27	113	140	100	90-1	63	57	3	240	4.8
Thomas	17-0	188	27-67	.403	19-24	.792	7	26	33	15	21-0	3	15	3	78	4.6
Overton	10-0	37	5-15	.333	0-0	---	0	2	2	4	2-0	1	2	0	10	1.0
Grant	47-10	798	62-168	.369	21-29	.724	36	74	110	23	73-1	20	21	16	146	3.1
Honeycutt	13-0	90	7-27	.259	6-8	.750	3	8	11	3	10-0	4	8	2	25	1.9
Mohammed	26-0	121	15-42	.357	12-21	.571	18	19	37	2	22-0	5	12	4	42	1.6
Parker	2-0	3	1-1	1.000	0-0	---	0	0	0	0	0-0	0	0	0	2	1.0
Mahorn	16-0	127	5-18	.278	3-8	.375	7	16	23	2	22-0	5	6	1	13	0.8
Benjamin	6-0	33	2-7	.286	0-0	---	3	5	8	1	6-0	0	3	0	4	0.7
Shaw	9-0	14	1-8	.125	0-0	---	3	0	3	0	2-0	0	2	0	2	0.2
Williams	2-0	17	0-2	.000	0-0	---	1	1	2	1	4-0	2	2	1	0	0.0
76ERS	**50**	**12150**	**1656-3883**	**.426**	**1073-1486**	**.722**	**729**	**1428**	**2157**	**934**	**1152-18**	**542**	**822**	**271**	**4483**	**89.7**
OPPONENTS	**50**	**12150**	**1599-3784**	**.423**	**941-1288**	**.731**	**619**	**1402**	**2021**	**999**	**1185-13**	**435**	**896**	**263**	**4380**	**87.6**

3-PT FG: 76ERS 98-371 (.264), Iverson 58-199 (.291), Geiger 1-5 (.200), Hughes 8-52 (.154), Snow 5-21 (.238), Lynch 9-23 (.391), McKie 6-31 (.194), Thomas 5-19 (.263), Overton 0-1 (.000), Grant 1-6 (.167), Honeycutt 5-14 (.357). OPPONENTS 241-716 (.337).

1998-1999 GAME-BY-GAME RESULTS

DATE	W/L	PHI	OPP	TEAM
02/05	W	78	66	at Charlotte
02/06	W	95	75	Orlando
02/09	W	90	86	Detroit
02/12	L	94	98	San Antonio
02/14	W	78	70	Atlanta
02/16	L	92	93	Milwaukee
02/18	L	95	99	at Indiana
02/19	L	67	78	New York
02/20	L	69	76	Atlanta
02/22	W	106	97	at Cleveland
02/24	W	94	81	Sacramento
02/25	W	98	80	at Chicago
02/28	W	87	76	at Milwaukee
03/01	W	104	91	at Washington
03/03	W	102	86	Chicago
03/05	L	78	89	Miami
03/07	L	95	103	*Washington
03/08	L	89	91	at Miami
03/10	W	85	70	Charlotte
03/12	W	100	93	*New Jersey
03/15	L	73	74	at Orlando
03/17	W	114	110	Indiana
03/19	W	105	90	L.A. Lakers
03/21	L	75	91	at Portland
03/22	L	76	92	at Seattle
03/24	W	95	90	*at Vancouver
03/26	L	84	90	Boston
03/27	L	99	103	*at Atlanta
03/30	L	81	91	at Chicago
04/01	W	88	84	at Miami
04/02	L	80	85	Cleveland
04/04	L	82	97	at Toronto
04/06	W	95	87	Milwaukee
04/07	W	96	92	at New Jersey
04/09	W	83	67	at Boston
04/11	L	98	105	at Washington
04/13	L	72	91	at New York
04/14	W	96	78	Toronto
04/16	W	93	83	Indiana
04/18	L	79	86	at New Jersey
04/19	W	72	67	New York
04/21	W	80	78	at Boston
04/22	W	104	96	at Detroit
04/25	W	103	86	Orlando
04/27	W	80	71	Cleveland
04/29	L	70	85	at New York
05/01	W	103	96	Toronto
05/02	L	96	100	at Detroit
05/04	L	110	117	*at Charlotte
05/05	W	105	100	*Detroit

** denotes overtime*

1999-2000 SEASON STATISTICS

RECORD: 49-33 (.598) **HOME: 29-12** **AWAY: 20-21** **3RD ATLANTIC DIVISION**

PLAYER	G-GS	MIN	FG-FGA	PCT	FT-FTA	PCT	OFF	DEF	TOT	AST	PF-DQ	STL	TO	BLK	PTS	AVG
Iverson	70-70	2853	729-1733	.421	442-620	.713	71	196	267	328	162-1	144	230	5	1989	28.4
Kukoc	32-8	916	149-340	.438	74-110	.673	38	105	143	141	61-0	33	71	9	398	12.4
Hill	68-65	2155	318-656	.485	179-259	.691	220	405	625	52	243-3	64	124	27	815	12.0
Ratliff	57-56	1795	247-491	.503	182-236	.771	140	295	435	36	185-4	32	108	171	676	11.9
Hughes	50-5	1018	192-461	.416	106-142	.746	52	107	159	75	94-0	54	95	12	501	10.0
Geiger	65-20	1406	260-589	.441	109-140	.779	154	233	387	39	194-1	29	91	22	629	9.7
Lynch	75-75	2416	297-644	.461	113-183	.617	216	366	582	136	231-2	119	120	38	722	9.6
McKie	82-14	1952	244-593	.411	121-146	.829	47	199	246	240	194-3	108	113	18	653	8.0
Snow	82-80	2866	257-597	.430	126-177	.712	42	219	261	624	243-2	140	162	8	651	7.9
Owens	46-7	919	112-258	.434	38-64	.594	63	129	192	59	119-1	26	61	16	271	5.9
MacCulloch	56-6	528	89-161	.553	28-54	.519	48	98	146	13	94-0	11	26	37	206	3.7
Roberts	5-1	51	5-16	.313	0-3	.000	6	9	15	3	15-0	1	2	1	10	2.0
Mohammed	28-3	190	21-54	.389	12-22	.545	16	34	50	2	29-0	4	18	12	54	1.9
Ollie	40-0	290	22-49	.449	28-37	.757	4	27	31	46	27-0	10	10	0	72	1.8
Jones	33-0	138	22-58	.379	11-18	.611	16	22	38	5	10-0	6	14	5	57	1.7
Bowen	42-0	311	26-73	.356	6-12	.500	14	22	36	16	37-0	9	5	5	59	1.4
Lang	3-0	6	1-1	1.000	1-1	1.000	0	0	0	1	1-0	0	0	0	3	1.0
Bowman	11-0	20	2-2	1.000	1-2	.500	0	2	2	1	0-0	1	1	0	5	0.5
76ERS	**82**	**19830**	**2993-6776**	**.442**	**1577-2226**	**.708**	**1147**	**2468**	**3615**	**1817**	**1939-17**	**791**	**1284**	**386**	**7771**	**94.8**
OPPONENTS	**82**	**19830**	**2867-6595**	**.435**	**1510-2001**	**.755**	**1065**	**2501**	**3566**	**1828**	**1977-29**	**631**	**1444**	**531**	**7661**	**93.4**

3-PT FG: 76ERS 208-643 (.323), Iverson 89-261 (.341), Kukoc 26-90 (.289), Hill 0-1 (.000), Hughes 11-51 (.216), Geiger 0-4 (.000), Lynch 15-36 (.417), McKie 44-121 (.364), Snow 11-45 (.244), Owens 9-27 (.333), Roberts 0-1 (.000), Jones 2-4 (.500), Bowen 1-2 (.500). OPPONENTS 417-1172 (.356).

1999-2000 GAME-BY-GAME RESULTS

DATE	W/L	PHI	OPP	TEAM
11/02	L	76	89	at San Antonio
11/04	L	80	84	at Phoenix
11/05	L	81	91	at L.A. Clippers
11/08	W	117	98	Seattle
11/10	L	105	110	at Orlando
11/12	W	92	86	Chicago
11/14	W	93	90	at Toronto
11/16	W	95	73	at Washington
11/17	L	93	98	Miami
11/19	L	91	97	Portland
11/20	W	100	96	at New Jersey
11/22	L	91	94	San Antonio
11/24	L	93	101	Washington
11/26	W	106	83	Cleveland
11/27	W	82	79	at Milwaukee
11/30	W	74	70	New York
12/01	L	83	90	at Miami
12/03	W	102	100	*at Cleveland
12/04	W	77	74	Boston
12/06	L	77	94	Denver
12/08	W	83	73	Houston
12/10	L	78	85	at New York
12/11	L	84	106	Charlotte
12/15	W	93	91	Toronto
12/17	W	77	74	Chicago
12/18	L	91	104	at Detroit
12/20	W	122	121	*Detroit
12/23	L	94	99	at New Jersey
12/26	W	92	86	at Seattle
12/27	W	100	93	at Vancouver
12/29	W	97	94	at Golden State
12/30	L	90	108	at Portland
01/03	W	124	120	*Milwaukee
01/05	W	113	92	Golden State
01/09	L	112	123	Minnesota
01/14	W	102	100	Orlando
01/15	W	101	98	at Atlanta
01/17	W	101	96	New Jersey
01/19	W	107	89	Atlanta
01/20	L	100	109	at Charlotte
01/22	W	103	97	Indiana
01/26	L	87	93	Phoenix
01/29	L	88	90	at Detroit
01/31	L	80	83	at Denver
02/01	W	101	100	at Dallas
02/03	L	106	109	at Houston
02/06	W	119	108	Sacramento
02/07	L	84	109	at Indiana
02/09	W	92	90	New Jersey
02/15	L	93	95	Charlotte
02/18	W	104	75	Cleveland
02/20	L	84	87	L.A. Lakers
02/23	W	94	78	L.A. Clippers
02/25	W	97	83	at Milwaukee
02/27	L	88	89	at New York
02/29	W	106	87	Dallas
03/02	W	87	84	at Washington
03/04	W	95	84	at Chicago
03/08	W	107	90	Vancouver
03/10	L	77	82	New York
03/12	L	77	93	at Boston
03/14	W	98	97	*at Cleveland
03/16	L	77	92	at Miami
03/17	W	99	97	Utah
03/19	W	89	85	Orlando
03/20	W	102	96	at Charlotte
03/22	W	106	93	Toronto
03/24	W	117	115	**Boston
03/26	W	111	101	at Indiana
03/28	W	102	100	at Minnesota
03/29	L	84	98	at Utah
03/31	L	88	100	at L.A. Lakers
04/02	L	95	117	at Sacramento
04/05	W	107	86	Atlanta
04/07	W	102	97	at Boston
04/09	L	80	92	at Orlando
04/10	W	96	80	Miami
04/12	W	93	84	Washington
04/14	W	104	92	at Atlanta
04/15	W	100	94	Detroit
04/17	L	90	92	Indiana
04/18	W	93	89	at Chicago

** denotes overtime*
*** denotes double-overtime*

YEAR-BY-YEAR

2000-2001 SEASON STATISTICS

RECORD: 56-26 (.683) **HOME: 29-12** **AWAY: 27-14** **1ST ATLANTIC DIVISION**

PLAYER	G-GS	MIN	FG-FGA	PCT	FT-FTA	PCT	OFF	DEF	TOT	AST	PF-DQ	STL	TO	BLK	PTS	AVG
Iverson	71-71	2979	762-1813	.420	585-719	.814	50	223	273	325	147-0	178	237	20	2207	31.1
Ratliff	50-50	1800	228-457	.499	165-217	.760	125	288	413	58	165-3	30	126	187	621	12.4
McKie	76-33	2394	338-714	.473	149-194	.768	33	278	311	377	178-3	106	203	8	878	11.6
Mutombo	26-26	875	100-202	.495	104-137	.759	119	203	322	22	65-0	9	52	66	304	11.7
Snow	50-50	1740	182-435	.418	122-154	.792	27	139	166	369	123-1	77	124	7	491	9.8
McLeod	1-0	15	1-2	.500	0-0	---	1	1	2	0	2-0	0	1	0	2	2.0
Hill	76-75	2363	278-587	.474	172-273	.630	239	448	687	48	242-2	37	127	27	728	9.6
Lynch	82-80	2649	274-616	.445	123-171	.719	200	390	590	139	222-2	99	109	30	686	8.4
Kukoc	48-5	979	151-330	.458	52-88	.591	47	115	162	93	62-0	35	60	6	386	8.0
Geiger	35-4	542	88-224	.393	37-54	.685	50	89	139	14	73-0	12	25	8	213	6.1
Buford	47-0	573	104-241	.432	24-29	.828	16	58	74	17	68-0	17	29	6	248	5.3
Maxwell	24-6	375	42-125	.336	15-22	.682	3	34	37	29	33-0	12	18	0	120	5.0
Jones	65-0	866	122-275	.444	40-53	.755	63	126	189	32	68-0	30	39	15	304	4.7
MacCulloch	63-3	597	109-185	.589	42-66	.636	69	99	168	10	96-0	7	27	19	260	4.1
Mohammed	30-3	196	41-88	.466	14-28	.500	18	37	55	2	40-0	6	9	7	96	3.2
Ollie	51-4	764	71-165	.430	51-70	.729	13	59	72	121	70-0	25	40	1	194	3.8
Bell	5-0	30	2-7	.286	0-0	---	0	1	1	0	1-0	1	2	0	5	1.0
Sanchez	24-0	116	9-21	.429	2-2	1.000	2	12	14	36	18-0	9	3	1	20	0.8
Miller	1-0	2	0-0	---	0-0	---	0	0	0	0	0-0	0	0	0	0	0.0
76ERS	**82**	**19855**	**2902-6487**	**.447**	**1697-2277**	**.745**	**1075**	**2600**	**3675**	**1692**	**1673-11**	**690**	**1292**	**408**	**7763**	**94.7**
OPPONENTS	**82**	**19855**	**2871-6699**	**.429**	**1243-1660**	**.749**	**985**	**2366**	**3351**	**1771**	**1938-20**	**672**	**1261**	**458**	**7412**	**90.4**

3-PT FG: 76ERS 262-803 (.326), Iverson 98-306 (.320), McKie 53-170 (.312), Snow 5-19 (.263), McLeod 0-1 (.000), Hill 0-1 (.000), Lynch 15-57 (.263), Kukoc 32-78 (.410), Geiger 0-2 (.000), Buford 16-38 (.421), Maxwell 21-64 (.328), Jones 20-60 (.333), Ollie 1-3 (.333), Bell 1-3 (.333), Sanchez 0-1 (.000). OPPONENTS 427-1248 (.342).

2000-2001 GAME-BY-GAME RESULTS

DATE	W/L	PHI	OPP	TEAM
10/31	W	101	72	at New York
11/1	W	104	98	Toronto
11/3	W	87	80	at Orlando
11/4	W	84	82	at Miami
11/8	W	103	94	Detroit
11/9	W	84	82	at Minnesota
11/11	W	85	83	Boston
11/15	W	107	98	Cleveland
11/17	W	94	73	Miami
11/20	W	114	90	at Boston
11/22	L	73	88	at Charlotte
11/24	W	76	67	at Atlanta
11/25	L	76	96	at San Antonio
11/29	W	93	87	Washington
12/1	W	95	74	Charlotte
12/2	W	112	78	at Cleveland
12/4	L	98	105	at Denver
12/5	L	85	96	at L.A. Lakers
12/8	W	107	94	at Portland
12/9	W	83	79	at Vancouver
12/11	L	91	96	*Minnesota
12/13	W	102	82	at Washington
12/15	L	94	112	Dallas
12/16	W	99	91	at Chicago
12/20	L	89	91	Utah
12/22	L	71	91	New York
12/26	W	97	91	at Utah
12/27	W	118	110	at Golden State
12/30	W	107	104	*at Sacramento
1/3	W	98	80	Atlanta
1/5	W	121	89	Seattle
1/6	W	107	103	at Cleveland
1/9	W	104	87	at New Jersey
1/10	L	75	93	Portland
1/12	W	86	82	at Washington
1/13	W	100	83	San Antonio
1/15	W	84	79	Charlotte
1/17	W	99	88	Chicago
1/19	W	97	86	New Jersey
1/21	L	106	110	*Toronto
1/23	W	114	98	at Dallas
1/24	W	85	84	*at Houston
1/26	W	105	89	Detroit
1/28	W	86	81	at Indiana
1/30	L	89	96	at Toronto
2/1	W	87	80	at New York
2/2	L	117	123	**Orlando
2/4	L	89	96	at New Jersey
2/5	W	99	80	Denver
2/7	L	87	112	Houston
2/13	W	107	104	at Milwaukee
2/14	W	112	97	L.A. Lakers
2/16	W	108	93	L.A. Clippers
2/18	W	104	98	Phoenix
2/21	W	107	91	Vancouver
2/23	W	99	78	at Detroit
2/24	L	85	86	at Charlotte
2/26	L	91	98	Milwaukee
2/28	W	79	69	Miami
3/2	W	107	102	Washington
3/7	W	102	94	New Jersey
3/9	W	108	103	Atlanta
3/11	W	97	91	at Boston
3/14	W	85	67	at Chicago
3/16	L	79	100	Sacramento
3/17	L	78	87	at Milwaukee
3/19	L	89	93	at Seattle
3/20	L	77	88	at L.A. Clippers
3/23	L	71	84	at Phoenix
3/26	W	90	78	Milwaukee
3/28	L	95	96	Orlando
3/30	W	102	89	Golden State
4/1	W	104	93	Indiana
4/3	L	85	100	at Toronto
4/4	W	90	84	at Detroit
4/6	W	96	88	Cleveland
4/9	W	108	95	Boston
4/10	L	81	83	at Miami
4/12	L	77	101	at Orlando
4/15	W	89	82	New York
4/17	W	111	105	*at Indiana
4/18	L	86	92	Chicago

** denotes overtime*
*** denotes double-overtime*

2001-2002 SEASON STATISTICS

RECORD: 43-39 (.524) **HOME: 22-19** **AWAY: 21-20** **4TH ATLANTIC DIVISION**

PLAYER	G-GS	MIN	FG-FGA	PCT	FT-FTA	PCT	OFF	DEF	TOT	AST	PF-DQ	STL	TO	BLK	PTS	AVG
Iverson	60-59	2622	665-1669	.398	475-585	.812	44	225	269	331	102-0	168	237	13	1883	31.4
Coleman	58-58	2080	331-735	.450	185-227	.815	167	342	509	98	158-0	42	119	51	875	15.1
McKie	48-16	1471	220-490	.449	96-122	.787	26	166	192	179	74-0	56	93	14	587	12.2
Snow	61-61	2225	276-624	.442	183-227	.806	33	182	215	400	167-1	95	138	9	738	12.1
Harpring	81-81	2541	386-838	.461	165-222	.743	203	370	573	107	201-1	70	127	5	958	11.8
Mutombo	80-80	2907	321-641	.501	278-364	.764	254	609	863	83	242-2	29	156	190	920	11.5
Claxton	67-18	1528	181-452	.400	114-136	.838	46	114	160	198	145-1	95	95	6	480	7.2
Blount	72-21	1426	115-251	.458	29-45	.644	149	219	368	44	176-1	49	52	26	259	3.6
Bell	74-12	890	103-240	.429	36-48	.750	31	80	111	71	109-0	21	48	4	254	3.4
Bowman	3-0	29	5-7	.714	0-0	--	0	1	1	1	3-0	2	0	0	10	3.3
Cummings	58-1	501	78-187	.417	24-32	.750	14	38	52	60	53-0	18	36	5	192	3.3
Smith	11-0	110	20-42	.476	15-20	.750	6	8	14	5	19-1	4	3	2	55	5
McKey	41-1	784	52-122	.426	10-14	.714	48	79	127	45	90-0	41	22	4	119	2.9
Dalembert	34-0	177	22-50	.440	7-18	.389	25	43	68	5	30-0	6	14	13	51	1.5
Brown	17-0	67	8-21	.381	7-8	.875	2	2	4	2	11-0	1	9	1	23	1.4
James	9-0	41	5-13	.385	2-6	.333	5	2	7	1	5-0	0	3	1	12	1.3
Jones	23-2	126	8-20	.400	10-20	.500	13	23	36	3	35-0	3	11	9	26	1.1
Ruffin	15-0	169	7-26	.269	2-8	.250	23	28	51	5	23-0	5	11	8	16	1.1
Geiger	4-0	36	1-8	.125	1-2	.500	3	3	6	0	2-0	0	2	2	3	0.8
76ERS	**82**	**19730**	**2804-6436**	**.436**	**1639-2104**	**.779**	**1092**	**2534**	**3626**	**1638**	**1645-7**	**705**	**1256**	**363**	**7461**	**91.0**
OPPONENTS	**82**	**19730**	**2771-6500**	**.426**	**1350-1798**	**.751**	**981**	**2348**	**3329**	**1768**	**1827-19**	**654**	**1208**	**458**	**7330**	**89.4**

3-PT FG: 76ERS 214-799 (.299), Iverson 78-268 (.291), Coleman 28-83 (.337), McKie 51-128 (.398), Snow 3-27 (.111), Harpring 21-69 (.304), Claxton 4-33 (.121), Blount 0-1 (.000), Bell 12-44 (.273), Bowman 0-1 (.000), Cummings 12-46 (.261), Smith 0-2 (.000), McKey 5-12 (.417), Brown 0-1 (.000), OPPONENTS 438-1322 (.331).

2001-2002 GAME-BY-GAME RESULTS

DATE	W/L	PHI	OPP	TEAM
10/30	L	74	83	at Minnesota
11/1	L	92	99	Dallas
11/3	L	76	90	at Washington
11/6	L	77	87	Indiana
11/8	L	72	77	at Houston
11/10	W	98	91	at Dallas
11/13	W	82	76	at Miami
11/14	W	100	86	Charlotte
11/16	W	98	78	Atlanta
11/17	W	94	82	at New Jersey
11/21	W	94	89	Detroit
11/23	W	79	68	Cleveland
11/25	L	88	107	at Toronto
11/28	L	87	94	Washington
12/1	W	93	76	at Chicago
12/2	L	87	93	Memphis
12/4	L	84	94	at Sacramento
12/5	L	87	93	at Golden State
12/7	L	76	86	at San Antonio
12/8	L	83	92	at Memphis
12/11	L	87	89	at Atlanta
12/14	L	80	96	Milwaukee
12/15	W	94	91	at Cleveland
12/17	W	99	83	Boston
12/19	L	85	94	Charlotte
12/21	W	94	83	Atlanta
12/25	L	82	88	at L.A. Lakers
12/26	W	100	86	at L.A. Clipper
12/28	L	90	93	at Denver
12/29	L	81	89	at Utah
1/2	W	102	81	at Phoenix
1/4	W	87	77	at Seattle
1/5	L	88	96	at Portland
1/7	W	116	92	L.A. Clippers
1/9	L	91	102	Orlando
1/11	W	101	84	San Antonio
1/15	W	112	106	*Houston
1/17	W	93	88	at Charlotte
1/19	W	97	89	New York
1/21	L	98	109	Seattle
1/22	W	91	84	at Washington
1/25	W	106	90	at Boston
1/27	W	93	87	L.A. Lakers
1/29	L	71	78	at New York
1/30	W	96	91	Minnesota
2/2	W	86	81	at Milwaukee
2/4	L	93	100	Toronto
2/5	L	82	86	at Detroit
2/7	W	100	93	at Charlotte
2/14	L	91	98	Utah
2/17	L	76	86	at Indiana
2/18	W	110	83	Denver
2/20	W	114	107	Golden State
2/23	L	87	105	at Orlando
2/25	L	83	88	Portland
2/27	W	82	72	Miami
3/1	W	110	102	New Jersey
3/3	W	96	84	at Toronto
3/4	L	94	100	Boston
3/6	W	85	76	Cleveland
3/8	W	109	100	Indiana
3/9	W	112	91	at Atlanta
3/12	W	104	96	at New York
3/13	L	88	92	Sacramento
3/17	L	103	105	Orlando
3/19	W	91	79	at Miami
3/20	L	77	82	Miami
3/22	W	96	91	at Boston
3/24	W	90	82	New York
3/27	L	80	88	New Jersey
3/28	W	99	79	at Chicago
3/30	L	92	102	at New Jersey
3/31	L	70	72	Toronto
4/3	W	89	83	*Phoenix
4/5	L	88	92	Detroit
4/7	W	89	87	Milwaukee
4/9	W	92	90	at Milwaukee
4/10	L	77	90	at Washington
4/12	W	100	91	Washington
4/14	W	95	89	at Orlando
4/15	L	96	98	Chicago
4/17	L	80	103	at Indiana

** denotes overtime*

YEAR-BY-YEAR

2002-2003 SEASON STATISTICS

RECORD: 48-34 (.585) **HOME: 25-16** **AWAY: 23-18** **4TH ATLANTIC DIVISION**

PLAYER	G-GS	MIN	FG-FGA	PCT	FT-FTA	PCT	OFF	DEF	TOT	AST	PF-DQ	STL	TO	BLK	PTS	AVG
Iverson	82-82	3485	804-1940	.414	570-736	.774	68	276	344	454	149-2	225	286	13	2262	27.6
Van Horn	74-73	2337	459-952	.482	193-240	.804	159	365	524	93	251-7	63	150	30	1176	15.9
Snow	82-82	3108	361-799	.452	325-379	.858	71	230	301	544	235-2	133	194	11	1054	12.9
Thomas	46-28	1392	178-369	.482	114-152	.750	140	252	392	73	120-2	46	76	22	470	10.2
Coleman	64-35	1742	223-498	.448	134-171	.784	151	299	450	87	171-2	53	96	69	602	9.4
McKie	80-40	2374	286-666	.429	112-134	.836	61	289	350	278	177-2	131	109	9	721	9.0
MacCulloch	42-35	812	123-238	.517	53-79	.671	66	130	196	20	107-0	19	35	32	299	7.1
Buckner	75-5	1514	185-398	.465	65-81	.802	72	144	216	96	203-0	72	62	16	450	6.0
Skinner	77-9	1381	182-331	.550	97-161	.602	136	230	366	19	176-1	47	62	53	461	6.0
Hill	24-18	496	44-109	.404	21-35	.600	56	68	124	9	68-0	15	16	7	109	4.5
Williams	21-2	276	34-80	.425	24-32	.750	12	33	45	26	33-0	12	17	5	92	4.4
Satterfield	17-0	82	4-18	.222	1-2	.500	4	4	8	15	6-0	2	7	0	9	0.5
Long	19-0	131	19-50	.380	1-5	.200	13	27	40	2	22-0	2	9	8	40	2.1
Salmons	64-1	504	48-116	.414	26-35	.743	16	43	59	47	53-1	17	29	6	132	2.1
Rentzias	35-0	144	20-59	.339	8-9	.889	10	16	26	7	21-0	6	4	2	52	1.5
Bryant	11-0	77	5-17	.294	2-2	1.000	7	9	16	1	12-0	1	5	1	12	1.1
76ERS	**82**	**19855**	**2975-6640**	**.448**	**1746-2253**	**.775**	**1042**	**2415**	**3457**	**1771**	**1804-19**	**844**	**1212**	**284**	**7941**	**96.8**
OPPONENTS	**82**	**19855**	**2876-6363**	**.452**	**1547-2035**	**.760**	**908**	**2400**	**3308**	**1809**	**1885-20**	**639**	**1405**	**521**	**7752**	**94.5**

3-PT FG: 76ERS 245-787 (.311), Iverson 84-303 (.277), Van Horn 65-176 (.369), Snow 7-32 (.219), Coleman 22-67 (.328), McKie 37-112 (.330), Buckner 15-55 (.273), Williams 0-2 (.000), Long 1-1 (1.000), Salmons 10-31 (.323), Rentzias 4-8 (.500). OPPONENTS 453-1278 (.354).

2002-2003 GAME-BY-GAME RESULTS

DATE	W/L	PHI	OPP	TEAM
10/29	L	88	95	at Orlando
10/30	W	95	93	Milwaukee
11/01	W	98	86	New York
11/06	W	101	99	*L.A. Clippers
11/08	W	108	84	Cleveland
11/09	L	105	110	*at Milwaukee
11/13	L	81	91	at Boston
11/14	W	99	94	San Antonio
11/16	W	93	92	at New York
11/17	W	100	84	Washington
11/19	L	98	99	at New Orleans
11/20	W	95	88	at Memphis
11/22	W	90	80	Toronto
11/24	W	94	84	at Toronto
11/25	W	108	87	New Orleans
11/27	W	83	74	Miami
11/29	W	106	99	at Cleveland
11/30	W	95	94	at Washington
12/04	W	99	93	Boston
12/06	L	93	98	at San Antonio
12/07	L	72	97	at Houston
12/11	L	88	92	Seattle
12/13	L	91	99	Phoenix
12/15	L	97	107	at Indiana
12/16	W	93	71	Denver
12/18	W	99	94	Minnesota
12/20	W	107	104	*L.A. Lakers
12/21	L	77	79	at Atlanta
12/28	L	69	98	at Utah
12/30	L	98	104	at Golden State
12/31	W	83	75	at L.A. Clippers
01/02	L	78	96	at Phoenix
01/04	L	83	102	at Dallas
01/06	L	104	105	*Indiana
01/08	L	94	103	*Detroit
01/10	L	112	114	New York
01/12	L	105	107	Orlando
01/15	W	108	107	New Jersey
01/17	L	95	99	Milwaukee
01/18	W	88	80	at Washington
01/20	L	99	100	Boston
01/22	W	92	83	at Detroit
01/23	L	94	107	Dallas
01/25	W	97	91	at Miami
01/28	W	108	81	at Milwaukee
01/29	L	83	97	Atlanta
01/31	W	104	99	Miami
02/02	L	91	99	at Minnesota
02/05	L	85	111	New Jersey
02/12	W	119	111	*Chicago
02/14	W	99	98	Orlando
02/16	W	90	83	at New Jersey
02/19	W	110	82	at Chicago
02/21	W	119	99	at Cleveland
02/23	W	116	103	Cleveland
02/26	W	111	107	Memphis
02/28	W	104	83	Utah
03/02	W	100	94	at Denver
03/03	L	99	107	at Sacramento
03/06	W	88	60	at Portland
03/07	W	108	99	at Seattle
03/09	L	92	106	at L.A. Lakers
03/12	W	96	93	Indiana
03/14	W	90	79	Portland
03/16	W	92	87	at New Jersey
03/18	W	103	83	at Miami
03/20	L	85	113	at Detroit
03/21	L	105	114	Atlanta
03/23	W	112	95	at Toronto
03/26	W	91	85	at Indiana
03/28	L	98	102	Golden State
03/29	W	110	89	at Atlanta
03/31	W	118	113	*at Orlando
04/02	W	108	101	Chicago
04/04	L	79	88	Houston
04/06	L	81	97	Sacramento
04/08	W	91	74	Detroit
04/10	W	99	78	at Boston
04/11	L	103	108	at New York
04/13	L	89	94	New Orleans
04/15	L	106	115	at Chicago
04/16	W	107	87	Washington

** denotes overtime*

2003-2004 SEASON STATISTICS

RECORD: 33-49 (.402) **HOME: 21-20** **AWAY: 12-29** **5TH ATLANTIC DIVISION**

PLAYER	G-GS	MIN	FG-FGA	PCT	FT-FTA	PCT	OFF	DEF	TOT	AST	PF-DQ	STL	TO	BLK	PTS	AVG
Iverson	48-47	2040	435-1125	.387	339-455	.745	34	144	178	324	87-0	115	209	5	1266	26.4
Robinson	42-42	1336	275-614	.448	114-137	.832	46	143	189	57	96-1	42	106	9	698	16.6
Thomas	74-72	2699	381-813	.469	243-323	.752	261	489	750	111	219-2	82	172	33	1006	13.6
Snow	82-82	2966	295-715	.413	252-316	.797	62	219	281	563	213-1	97	187	6	844	10.3
Jackson	22-13	598	71-171	.415	64-81	.790	45	81	126	18	45-0	12	24	6	206	9.4
McKie	75-41	2112	265-577	.459	84-111	.757	45	208	253	195	142-1	85	103	23	689	9.2
Coleman	34-30	843	107-259	.413	49-65	.754	45	147	192	46	79-0	23	57	26	271	8.0
Dalembert	82-53	2198	270-499	.541	112-174	.644	194	432	626	21	273-4	44	86	189	652	8.0
Green	53-0	767	143-357	.401	59-81	.728	16	49	65	53	83-0	26	59	5	364	6.9
Salmons	77-24	1603	161-416	.387	71-92	.772	38	158	196	134	122-0	62	77	16	443	5.8
Korver	74-0	882	115-327	.352	19-24	.792	30	81	111	40	102-2	25	41	8	330	4.5
Hamilton	45-0	472	51-95	.537	67-96	.698	49	97	146	13	74-0	8	27	8	169	3.8
Buckner	53-3	703	66-175	.377	20-27	.741	28	75	103	45	77-0	21	34	4	164	3.1
McCaskill	59-3	636	47-117	.402	19-27	.704	48	85	133	20	89-0	12	25	20	113	1.9
76ERS	**82**	**19855**	**2682-6260**	**.428**	**1512-2009**	**.753**	**941**	**2408**	**3349**	**1640**	**1701-11**	**654**	**1307**	**358**	**7215**	**88.0**
OPPONENTS	**82**	**19855**	**2751-6369**	**.432**	**1474-1982**	**.744**	**996**	**2398**	**3394**	**1747**	**1757-21**	**678**	**1245**	**463**	**7419**	**90.5**

3-PT FG: 76ERS 339-992 (.342), Iverson 57-199 (.286), Robinson 34-100 (.340), Thomas 1-5 (.200), Snow 2-18 (.111), Jackson 0-1 (.000), McKie 75-172 (.436), Coleman 8-36 (.222), Dalembert 0-1 (.000), Green 19-61 (.311), Salmons 50-147 (.340), Korver 81-207 (.391), Buckner 12-44 (.273), McCaskill 0-1 (.000). OPPONENTS 443-1329 (.333).

2003-2004 GAME-BY-GAME RESULTS

DATE	W/L	PHI	OPP	TEAM
10/28	W	89	74	Miami
10/31	L	89	100	at Sacramento
11/01	L	90	104	at Golden State
11/03	W	94	83	at Portland
11/05	L	99	106	*New Orleans
11/07	W	106	85	at Chicago
11/09	L	74	85	Indiana
11/11	W	112	105	at Washington
11/14	W	100	96	San Antonio
11/15	L	88	91	*at Cleveland
11/17	L	66	74	Houston
11/19	W	81	75	at Toronto
11/21	W	87	85	Boston
11/22	L	88	99	at New York
11/25	L	91	95	at Milwaukee
11/26	W	90	86	Detroit
11/28	L	77	90	at Indiana
11/29	W	98	86	Atlanta
12/02	L	88	95	Toronto
12/04	W	83	82	Chicago
12/05	W	93	90	at Miami
12/09	W	78	76	at Detroit
12/12	L	77	86	Denver
12/14	L	86	94	Utah
12/17	W	87	76	Miami
12/19	L	81	88	Indiana
12/21	L	84	87	at Boston
12/22	W	95	73	Orlando
12/26	L	98	101	at L.A. Clippers
12/28	L	92	100	at Phoenix
12/29	L	97	106	at Utah
12/31	L	72	80	at Houston
01/03	W	83	77	at San Antonio
01/05	L	76	88	Milwaukee
01/07	W	100	80	L.A. Clippers
01/09	W	97	81	New Jersey
01/10	L	87	94	at Washington
01/12	W	87	82	at Orlando
01/14	L	122	125	**at Dallas
01/17	L	87	91	Memphis
01/19	L	81	90	Seattle
01/21	W	92	86	at New Orleans
01/23	L	93	98	Orlando
01/24	L	87	95	at Cleveland
01/27	L	76	94	New Jersey
01/28	L	84	94	at Toronto
01/30	W	85	82	New Orleans
02/01	L	101	106	at Minnesota
01/23	L	80	93	Toronto
02/05	W	96	73	L.A. Lakers
02/07	L	80	110	Boston
02/08	L	87	99	at New Jersey
02/11	W	113	88	Washington
02/17	L	85	106	at Denver
02/19	W	112	101	at Seattle
02/20	L	88	116	at L.A. Lakers
02/23	L	66	76	Detroit
02/24	L	75	86	at Atlanta
02/28	L	74	81	at Indiana
02/29	W	81	74	Minnesota
03/03	L	77	88	at New York
03/04	L	105	114	Sacramento
03/06	W	97	88	Chiacgo
03/08	W	97	92	Milwaukee
03/09	W	89	81	at Chicago
03/12	W	99	94	**New York
03/14	L	69	85	at Detroit
03/16	L	79	82	at Memphis
03/17	L	80	104	at New Orleans
03/20	L	69	101	at Miami
03/22	W	107	98	Dallas
03/24	W	99	94	Phoenix
03/26	W	86	71	Cleveland
03/28	L	65	89	at Boston
03/30	W	95	71	Golden State
04/01	L	82	88	Portland
04/03	L	75	86	New York
04/06	W	103	100	*at Atlanta
04/09	L	80	83	Washington
04/11	L	75	89	at New Jersey
04/12	L	93	107	Indiana
04/14	L	89	95	at Orlando

** denotes overtime*
*** denotes double-overtime*

YEAR-BY-YEAR

2004-2005 SEASON STATISTICS

RECORD: 43-39 (.524) **HOME: 25-16** **AWAY: 18-23** **2ND ATLANTIC DIVISION**

PLAYER	G-GS	MIN	FG-FGA	PCT	FT-FTA	PCT	OFF	DEF	TOT	AST	PF-DQ	STL	TO	BLK	PTS	AVG
Iverson	75-75	3174	771-1818	.424	656-786	.835	51	248	299	596	140-1	180	344	9	2302	30.7
Webber	21-21	702	143-366	.391	38-49	.776	36	129	165	66	70-3	26	49	19	328	15.6
Jackson	81-23	1976	340-731	.465	289-349	.828	184	222	406	81	171-0	32	131	18	969	12.0
Korver	82-57	2667	317-759	.418	82-96	.854	40	339	379	182	265-2	103	106	33	942	11.5
Thomas	47-43	1344	217-476	.456	95-119	.798	106	202	308	77	151-3	40	83	6	530	11.3
Williamson	48-5	1056	194-417	.465	130-165	.788	73	105	178	43	144-1	26	60	12	518	10.8
Iguodala	82-82	2686	269-546	.493	156-210	.743	89	375	464	246	204-2	138	139	48	741	9.0
Dalembert	72-60	1785	250-477	.524	89-148	.601	187	355	542	35	241-4	46	114	121	589	8.2
Green	57-21	1066	155-423	.366	97-125	.776	22	111	133	100	121-0	34	75	6	437	7.7
Rogers	28-7	485	63-161	.391	20-28	.714	33	71	104	26	69-0	22	20	8	169	6.0
Salmons	58-8	993	85-210	.405	35-48	.729	12	109	121	114	92-1	40	51	13	236	4.1
Davis	42-5	328	42-111	.378	14-17	.824	29	50	79	12	45-0	8	15	4	117	2.8
McKie	68-3	1118	61-142	.430	10-16	.625	20	152	172	103	116-2	48	31	17	152	2.2
Skinner	24-0	246	22-57	.386	5-17	.294	23	39	62	5	29-0	5	13	6	49	2.0
Bradley	2-0	16	4-5	.800	1-2	.500	0	3	3	1	0-0	0	1	0	9	4.5
Brown	8-0	55	2-6	.333	8-10	.800	1	10	11	4	4-0	3	5	1	12	1.5
Ollie	26-0	158	11-31	.355	6-9	.667	3	16	19	19	16-0	5	6	0	28	1.1
Barnes						DID NOT APPER IN ANY GAMES										
76ERS	**82**	**19855**	**2946-6736**	**.437**	**1731-2194**	**.789**	**909**	**2536**	**3445**	**1710**	**1878-19**	**756**	**1274**	**321**	**8128**	**99.1**
OPPONENTS	**82**	**19855**	**2930-6618**	**.443**	**1764-2299**	**.767**	**952**	**2663**	**3615**	**1878**	**1929-15**	**681**	**1394**	**383**	**8189**	**99.9**

3-PT FG: 76ERS 505-1453 (.348). Iverson 104-338 (.308), Webber 4-15 (.267), Jackson 0-2 (.000), Korver 226-558 (.405), Thomas 1-4 (.250), Williamson 0-2 (.000), Iguodala 47-142 (.331), Green 30-105 (.286), Rogers 23-76 (.303), Salmons 31-91 (.341), Davis 19-53 (.358), McKie 20-62 (.323), Skinner 0-1 (.000), Bradley 0-1 (.000), Brown 0-3 (.000). OPPONENTS 565-1560 (.362).

2006-2007 GAME-BY-GAME RESULTS

DATE	W/L	PHI	OPP	TEAM
11/03	W	98	95	at Boston
11/05	L	98	108	Phoenix
11/06	L	91	99	at Detroit
11/09	L	88	96	at New York
11/10	W	108	100	*New Jersey
11/12	W	106	104	*Indiana
11/14	W	96	87	Orlando
11/16	L	95	103	Seattle
11/18	L	80	88	San Antonio
11/21	L	83	93	at Miami
11/24	W	110	97	Boston
11/26	W	116	114	*Washington
11/27	L	99	105	at Orlando
12/01	L	72	105	at San Antonio
12/03	L	86	94	at Memphis
12/04	L	76	77	at Houston
12/06	L	92	96	at Atlanta
12/08	L	84	119	Minnesota
12/10	W	93	88	at Chicago
12/12	W	107	101	Milwaukee
12/14	W	110	102	Denver
12/17	L	107	113	*New York
12/18	W	116	97	at Milwaukee
12/20	L	101	103	Utah
12/22	W	102	90	at Indiana
12/27	W	111	104	at Portland
12/28	W	114	107	at Seattle
12/31	L	92	97	at Denver
01/02	L	83	89	at L.A. Clippers
01/03	W	112	104	at Golden State
01/05	W	106	99	at Utah
01/07	L	84	89	at Minnesota
01/10	L	100	109	Portland
01/12	L	78	110	at Chicago
01/14	W	106	96	Toronto
01/15	L	95	99	at Detroit
01/17	W	95	91	New Orleans
01/19	W	107	105	at Charlotte
01/22	L	111	115	at Orlando
01/24	W	106	98	Miami
01/26	L	107	117	at Washington
01/28	L	95	99	*at New Orleans
01/29	W	93	89	at Dallas
01/31	W	89	88	Indiana
02/02	L	95	118	Houston
02/04	W	103	85	Atlanta
02/06	W	106	104	L.A. Clippers
02/07	L	97	107	*at New Jersey
02/09	L	95	98	Memphis
02/11	W	106	91	at Toronto
02/12	W	112	99	Orlando
02/14	W	106	105	New York
02/16	L	75	93	Detroit
02/24	L	101	113	at New York
02/26	L	99	101	Sacramento
03/01	W	118	111	at Milwaukee
03/02	L	93	99	New Jersey
03/04	W	98	89	Cleveland
03/05	W	89	97	at Atlanta
03/07	L	100	108	at Miami
03/08	L	85	104	Golden State
03/11	W	112	80	Charlotte
03/13	L	110	128	at Toronto
03/15	W	108	91	L.A. Lakers
03/18	W	93	81	at Cleveland
03/19	L	88	94	Chicago
03/23	W	107	84	Detroit
03/25	W	103	101	Toronto
03/27	W	96	89	at L.A. Lakers
03/28	L	109	118	at Sacramento
03/30	L	87	116	at Phoenix
04/01	L	83	100	Dallas
04/03	W	97	93	at Boston
04/06	W	106	103	Charlotte
04/08	W	103	98	Cleveland
04/09	W	112	106	at Washington
04/12	L	98	105	Boston
04/14	W	126	119	*Miami
04/15	W	90	86	at Indiana
04/17	L	83	104	at New Jersey
04/18	W	122	106	Milwaukee
04/20	W	110	86	Atlanta

** denotes overtime*

2005-2006 SEASON STATISTICS

RECORD: 38-44 (.463) **HOME: 23-18** **AWAY: 15-26** **2ND ATLANTIC DIVISION**

PLAYER	G-GS	MIN	FG-FGA	PCT	FT-FTA	PCT	OFF	DEF	TOT	AST	PF-DQ	STL	TO	BLK	PTS	AVG
Iverson	72-72	3103	815-1822	.447	675-829	.814	44	188	232	532	121-0	140	248	10	2377	33.0
Webber	75-75	2893	617-1422	.434	263-348	.756	184	557	741	256	219-1	103	182	62	1518	20.2
Iguodala	82-82	3086	344-688	.500	263-349	.754	117	364	481	255	198-4	135	153	21	1007	12.3
Korver	82-43	2563	327-761	.430	101-119	.849	27	243	270	163	224-1	65	98	26	939	11.5
Salmons	82-24	2059	219-521	.420	155-200	.775	48	172	220	223	178-0	73	125	13	619	7.5
Dalembert	66-52	1761	196-369	.531	93-132	.705	159	382	541	25	244-9	34	107	160	485	7.3
Green	10-2	153	28-66	.424	4-5	.800	1	14	15	5	13-0	2	12	0	70	7.0
Hunter	69-35	1312	175-291	.601	71-138	.514	110	161	271	17	120-0	12	64	76	421	6.1
Nailon	22-0	237	40-80	.500	13-15	.867	23	19	42	7	32-0	8	10	4	93	4.2
Barnes	50-0	538	59-110	.536	29-43	.674	41	56	97	22	92-2	16	24	7	149	3.0
Ollie	70-23	1069	75-174	.431	41-49	.837	13	85	98	101	103-1	33	29	3	192	2.7
Randolph	57-1	487	44-97	.454	43-71	.606	55	78	133	19	83-0	19	21	12	131	2.3
Hamilton	1-0	3	0-1	.000	1-2	.500	0	0	0	0	1-0	1	0	0	1	1.0
Williams	30-0	145	23-52	.442	8-13	.615	3	16	19	10	13-0	5	13	0	56	1.9
Thomas	15-0	124	7-13	.538	8-14	.571	8	23	31	1	32-0	0	7	3	22	1.5
Bradley	46-1	367	32-79	.405	2-3	.667	40	67	107	17	39-0	5	19	7	67	1.5
Gai	2-0	5	0-0	---	0-0	---	0	0	0	0	0-0	0	0	0	0	0.0
76ERS	**82**	**19905**	**3001-6546**	**.458**	**1770-2330**	**.760**	**873**	**2425**	**3298**	**1653**	**1712-18**	**651**	**1159**	**404**	**8147**	**99.4**
OPPONENTS	**82**	**19905**	**3100-6699**	**.463**	**1609-2111**	**.762**	**974**	**2533**	**3507**	**1882**	**1898-23**	**630**	**1269**	**386**	**8307**	**101.3**

3-PT FG: 76ERS 375-1031 (.364), Iverson 72-223 (.323), Webber 21-77 (.273), Iguodala 56-158 (.354), Korver 184-438 (.420), Salmons 26-87 (.299), Dalembert 0-1 (.000), Green 10-19 (.526), Barnes 2-11 (.182), Ollie 1-3 (.333), Williams 2-9 (.222), Bradley 1-5 (.200). OPPONENTS: 498-1420 (.351).

2005-2006 GAME-BY-GAME RESULTS

DATE	W/L	PHI	OPP	TEAM
11/01	L	108	117	*Milwaukee
11/02	L	88	108	at Detroit
11/04	L	93	110	Charlotte
11/05	W	111	109	at Indiana
11/09	W	112	97	Dallas
11/11	W	85	81	L.A. Lakers
11/13	W	113	108	L.A. Clippers
11/15	W	104	92	Toronto
11/16	W	121	115	at Toronto
11/18	L	96	106	at Miami
11/19	L	120	123	Cleveland
11/21	W	103	91	NO/Okla City
11/23	L	97	108	at Milwaukee
11/26	L	102	105	*at New York
11/29	W	107	83	Portland
11/30	L	103	110	at Boston
12/02	L	86	88	at NO/Okla. City
12/03	L	91	100	at San Antonio
12/07	L	85	88	Milwaukee
12/09	W	119	115	Charlotte
12/10	W	107	95	at New Jersey
12/12	W	90	89	*Minnesota
12/14	W	106	101	Atlanta
12/16	L	105	112	Miami
12/18	W	107	80	at Toronto
12/21	W	111	100	Golden State
12/23	L	108	111	at Atlanta
12/27	W	108	106	at Denver
12/28	L	91	95	at Portland
12/31	L	102	108	at Utah
01/03	W	111	98	at Sacramento
01/04	L	85	105	at Phoenix
01/06	L	93	119	at L.A. Lakers
01/09	W	107	98	Seattle
01/11	L	102	110	Utah
01/13	W	125	124	***Boston
01/16	L	76	104	at Washington
01/18	L	90	101	New Jersey
01/20	W	89	86	*Memphis
01/22	W	86	84	at Minnesota
01/24	W	109	103	Sacramento
01/26	L	115	119	*Orlando
01/28	W	91	76	New York
01/29	W	89	81	at Orlando
01/31	L	99	123	Phoenix
02/03	L	80	87	Detroit
02/04	W	100	95	at Cleveland
02/06	L	81	87	Houston
02/08	L	92	100	at Charlotte
02/12	L	97	107	at Washington
02/15	W	103	100	*San Antonio
02/16	L	84	117	at Chicago
02/22	W	116	107	Cleveland
02/24	W	116	111	at Milwaukee
02/25	W	108	102	Chicago
02/27	L	92	104	at Dallas
03/01	W	106	101	at Houston
03/03	W	119	113	Washington
03/05	L	93	94	Indiana
03/08	L	101	104	at Boston
03/09	L	93	97	Denver
03/12	W	94	91	at Memphis
03/14	L	97	111	Toronto
03/16	L	98	102	at Seattle
03/17	L	89	99	at L.A. Clippers
03/19	L	89	98	at Golden State
03/22	W	115	106	Atlanta
03/24	L	86	102	Orlando
03/26	L	79	92	at Indiana
03/29	L	91	101	Detroit
03/31	W	117	112	at New York
04/02	W	114	95	New York
04/04	L	91	124	at Cleveland
04/05	L	92	99	Chicago
04/07	L	99	109	Boston
04/08	W	89	75	at Chicago
04/10	W	105	97	Washington
04/12	W	116	96	at New Jersey
04/14	L	85	104	at Miami
04/15	L	97	102	at Orlando
04/18	W	91	88	New Jersey
04/19	L	86	96	at Charlotte

** denotes overtime*
*** denotes double-overtime*

YEAR-BY-YEAR

2006-2007 SEASON STATISTICS

RECORD: 35-47 (.427) **HOME: 21-20** **AWAY: 14-27** **3RD ATLANTIC DIVISION**

PLAYER	G-GS	MIN	FG-FGA	PCT	FT-FTA	PCT	OFF	DEF	TOT	AST	PF-DQ	STL	TO	BLK	PTS	AVG
Iverson	15-15	640	151-366	.413	154-174	.885	7	34	41	109	21-0	33	66	1	468	31.2
Iguodala	76-76	3062	443-991	.447	452-551	.820	77	357	434	432	200-0	152	261	33	1386	18.2
Korver	74-1	2288	372-845	.440	191-209	.914	30	229	259	105	188-1	57	117	20	1067	14.4
Miller	57-56	2144	307-661	.464	160-198	.808	72	176	248	416	126-0	73	152	6	775	13.6
Green	74-36	1842	357-868	.411	74-111	.667	42	116	158	112	144-1	56	106	4	839	11.3
Webber	18-18	544	89-230	.387	18-28	.643	37	112	149	61	36-0	18	33	15	198	11.0
Dalembert	82-82	2535	356-658	.541	167-224	.746	239	494	733	64	287-9	47	161	159	879	10.7
J. Smith	54-11	1355	191-429	.445	115-136	.846	107	253	360	46	125-1	31	63	20	497	9.2
Carney	67-35	1169	182-392	.464	53-87	.609	39	89	128	26	118-0	38	43	23	442	6.6
Hunter	70-41	1605	188-326	.577	74-151	.490	114	221	335	26	137-1	13	65	76	450	6.4
Randolph	13-6	179	23-48	.479	12-22	.545	19	35	54	4	23-0	7	9	10	58	4.5
Williams	61-0	688	93-211	.441	64-92	.696	17	53	70	110	42-0	22	46	1	262	4.3
Ollie	53-23	919	81-187	.433	37-45	.822	8	66	74	130	76-0	21	47	1	199	3.8
Henderson	38-5	418	43-67	.642	33-47	.702	48	59	107	10	62-1	9	12	12	119	3.1
Jones	44-5	336	43-93	.462	23-41	.561	22	35	57	16	59-0	11	18	1	110	2.5
Amundson	10-0	87	6-15	.400	4-10	.400	13	15	28	1	15-0	1	5	8	16	1.6
McFarlin	11-0	41	5-13	.385	5-7	.714	7	4	11	1	8-0	0	1	0	15	1.4
S. Smith	8-0	28	2-8	.250	1-2	.500	1	5	6	0	4-0	1	2	0	5	0.6
76ERS	**82**	**19880**	**2932-6408**	**.458**	**1637-2135**	**.767**	**899**	**2353**	**3252**	**1669**	**1671-14**	**590**	**1258**	**390**	**7785**	**94.9**
OPPONENTS	**82**	**19880**	**3039-6570**	**.463**	**1452-1926**	**.754**	**969**	**2404**	**3373**	**1825**	**1801-6**	**606**	**1280**	**320**	**8033**	**98.0**

3-PT FG: 76ERS 284-823 (.345), Iverson 12-53 (.226), Iguodala 48-155 (.310), Korver 132-307 (.430), Miller 1-19 (.053), Green 51-157 (.325), Webber 2-5 (.400), Dalembert 0-2) (.000), Smith 0-4 (.000), Carney 25-72 (.347), Williams 12-37 (.324), Ollie 0-2 (.000), Jones 1-9 (.111), McFarlin 0-1 (.000). OPPONENTS: 503-1424 (.353).

2006-2007 GAME-BY-GAME RESULTS

DATE	W/L	PHI	OPP	TEAM
11/01	W	88	75	Atlanta
11/03	W	105	103	at Orlando
11/05	W	107	98	Miami
11/07	L	86	97	at Indiana
11/08	L	104	106	at Toronto
11/10	L	101	108	vs. Denver
11/15	W	96	90	at Seattle
11/17	L	94	106	at Phoenix
11/18	L	97	103	*at L.A. Clippers
11/21	L	87	97	Detroit
11/22	L	94	98	at Milwaukee
11/24	W	123	108	Chicago
11/25	L	95	108	at Cleveland
11/27	L	91	103	at Miami
12/02	L	107	112	at New Jersey
12/03	L	84	95	Minnesota
12/06	L	94	121	at Chicago
12/08	L	98	113	Washington
12/09	L	84	86	at Orlando
12/11	L	79	81	Portland
12/13	L	81	101	Boston
12/15	L	79	93	at Dallas
12/16	L	98	103	at San Antonio
12/20	L	93	101	Indiana
12/22	W	98	93	at Boston
12/23	W	98	77	New York
12/26	L	97	116	at Golden State
12/27	L	76	101	at Sacramento
12/29	W	98	95	at Portland
12/31	L	94	104	at L.A. Lakers
01/02	W	108	97	at Denver
01/03	L	87	98	at Utah
01/05	L	102	104	*at Minnesota
01/09	L	89	98	Detroit
01/10	L	99	106	at New York
01/12	W	110	97	Milwaukee
01/13	L	83	89	at Charlotte
01/15	L	86	104	Toronto
01/17	L	102	118	at Memphis
01/19	W	98	95	*Miami
01/21	L	85	99	San Antonio
01/23	W	102	96	N.O./Okla. City
01/24	W	118	115	**at Cleveland
01/26	L	97	105	Cleveland
01/27	W	104	89	at Atlanta
01/29	L	84	105	at Houston
01/31	W	89	78	at N.O./Okla. City
02/02	L	101	102	Golden State
02/05	W	100	98	*New Jersey
02/07	W	92	83	Charlotte
02/09	L	89	90	L.A. Clippers
02/11	L	89	106	Dallas
02/14	L	85	92	Washington
02/21	W	104	84	New York
02/23	L	87	102	at Charlotte
02/24	L	90	109	at Milwaukee
02/26	W	89	82	Sacramento
02/28	W	99	94	Phoenix
03/02	W	117	112	*Memphis
03/04	W	99	86	New Jersey
03/07	W	92	89	Seattle
03/09	W	108	92	L.A. Lakers
03/10	W	100	96	at Indiana
03/13	L	92	104	at Atlanta
03/14	L	87	88	Chicago
03/16	W	89	88	Utah
03/18	L	74	124	Houston
03/20	L	75	96	at Detroit
03/23	W	106	97	Charlotte
03/24	W	93	85	at Miami
03/28	L	108	111	at Washington
03/30	W	88	82	Boston
03/31	L	82	86	at New Jersey
04/04	W	92	90	at New York
04/06	L	85	94	Toronto
04/08	W	109	104	*Atlanta
04/10	W	90	86	Indiana
04/11	W	102	94	at Boston
04/14	L	87	104	Orlando
04/15	W	102	91	at Detroit
04/17	L	92	98	Cleveland
04/18	W	122	119	at Toronto

** denotes overtime*
*** denotes double-overtime*

2007-2008 SEASON STATISTICS

RECORD: 40-42 (.488) **HOME: 22-19** **AWAY: 18-23** **3RD ATLANTIC DIVISION**

PLAYER	G-GS	MIN	FG-FGA	PCT	FT-FTA	PCT	OFF	DEF	TOT	AST	PF-DQ	STL	TO	BLK	PTS	AVG
Iguodala	82-82	3242	582-1277	.456	365-506	.721	85	361	446	391	187 -1	171	214	49	1630	19.9
Miller	82-82	3016	569-1156	.492	257-333	.772	95	229	324	565	181-0	105	206	6	1398	17.0
Green	74-74	1970	379-870	.436	112-148	.757	32	150	182	151	119-0	54	109	22	921	12.4
Williams	80-0	1862	319-752	.424	227-290	.783	41	126	167	253	130-0	81	125	13	920	11.5
Dalembert	82-82	2724	339-661	.513	186-263	.707	304	545	849	45	269-3	40	155	192	864	10.5
Korver	25-0	657	90-227	.396	31-34	.912	12	61	73	33	67-1	20	28	6	249	10.0
Young	74-22	1554	264-490	.539	76-103	.738	120	192	312	58	126-1	73	64	8	610	8.2
Carney	70-6	1039	158-392	.403	55-81	.679	50	99	149	32	96-0	39	34	23	409	5.8
Evans	81-61	1879	152-346	.439	120-257	.467	224	387	611	65	213-0	86	108	8	425	5.2
Smith	76-1	1107	141-310	.455	54-82	.659	77	153	230	20	142-1	22	48	50	340	4.5
Giricek	12-0	110	13-41	.317	6-8	.750	1	13	14	11	9-0	3	8	1	37	3.1
Ollie	40-0	300	29-69	.420	12-15	.800	4	15	19	38	28-0	10	5	0	70	1.8
Amundson	16-0	64	8-16	.500	2-7	.286	7	5	12	0	13-0	1	2	1	18	1.1
Randolph	9-0	27	4-14	.286	0-0	---	9	2	11	3	5-0	1	2	3	8	0.9
Booth	31-0	204	9-27	.333	6-10	.600	6	32	38	8	35-0	6	4	18	24	0.8
76ERS	**82**	**19755**	**3056-6648**	**.460**	**1509-2137**	**.706**	**1067**	**2370**	**3437**	**1673**	**1620-7**	**712**	**1172**	**400**	**7923**	**96.6**
OPPONENTS	**82**	**19755**	**3000-6504**	**.461**	**1332-1726**	**.772**	**923**	**2293**	**3216**	**1903**	**1708-4**	**550**	**1289**	**420**	**7889**	**96.2**

3-PT FG: 76ERS 302-952 (.317), Iguodala 101-307 (.329), Miller 3-34 (.088), Green 51-179 (.285), Williams 55-153 (.359), Dalembert 0-1 (.000), Korver 38-108 (.352), Young 6-19 (.316), Carney 38-120 (.317), Evans 1-1 (1.000), Smith 4-14 (.286), Giricek 515 (.333), Ollie 0-1 (.000). OPPONENTS: 557-1549 (.360).

2007-2008 GAME-BY-GAME RESULTS

DATE	W/L	PHI	OPP	TEAM
10/31	L	97	106	at Toronto
11/02	W	96	85	at Chicago
11/03	L	88	93	New Jersey
11/07	W	94	63	Charlotte
11/09	L	103	105	Toronto
11/11	L	72	93	New Orleans
11/13	L	84	99	at Dallas
11/14	L	76	95	at New Orleans
11/16	W	92	88	Portland
11/20	L	101	116	at Washington
11/23	L	78	83	at Detroit
11/24	L	98	100	* Golden State
11/27	W	114	99	at Milwaukee
11/28	L	95	106	Utah
11/30	W	85	84	Washington
12/01	L	92	94	* at New Jersey
12/03	L	79	88	Atlanta
12/05	L	103	113	Boston
12/07	W	101	90	New York
12/08	W	105	77	at New York
12/10	W	100	88	Houston
12/12	W	98	94	Minnesota
12/14	L	99	109	Sacramento
12/15	W	92	86	at Cleveland
12/19	L	85	102	at Indiana
12/21	L	101	106	L.A. Lakers
12/22	W	99	97	at Memphis
12/26	W	96	85	Miami
12/28	W	92	80	at Sacramento
12/30	L	72	97	at Portland
12/31	W	98	90	at Seattle
01/02	L	107	110	at Utah
01/04	L	93	124	at L.A. Lakers
01/06	L	96	109	at Denver
01/08	L	83	87	Milwaukee
01/09	L	96	109	at Toronto
01/11	L	97	100	Chicago
01/14	L	82	89	at San Antonio
01/15	W	111	107	at Houston
01/18	L	89	116	at Boston
01/19	W	99	95	Toronto
01/21	L	103	110	Indiana
01/23	L	78	86	Detroit
01/25	L	81	89	at New York
01/26	W	103	96	at Charlotte
01/30	W	112	69	Milwaukee
02/01	L	106	108	Orlando
02/04	L	91	96	at Atlanta
02/05	W	101	96	Washington
02/07	W	101	84	Miami
02/09	W	101	80	L.A. Clippers
02/11	W	84	76	Dallas
02/13	W	102	88	Memphis
02/19	L	88	104	at Minnesota
02/20	W	124	84	New York
02/22	L	99	115	at Orlando
02/23	W	101	96	* at Miami
02/27	W	101	89	Orlando
02/29	L	97	119	at Golden State
03/01	W	119	114	at Phoenix
03/03	W	106	80	at L.A. Clippers
03/07	W	117	83	Seattle
03/09	W	119	97	at Milwaukee
03/10	L	86	100	Boston
03/12	W	83	82	at Detroit
03/14	W	110	106	at Chicago
03/15	W	103	96	San Antonio
03/19	W	115	113	Denver
03/21	L	95	113	at Orlando
03/22	W	91	87	New Jersey
03/24	W	95	90	at Boston
03/26	W	121	99	Chicago
03/28	L	93	107	Phoenix
03/30	L	88	91	at Cleveland
04/01	W	108	99	at New Jersey
04/04	W	109	104	at Atlanta
04/05	L	85	92	Atlanta
04/09	W	101	94	Detroit
04/11	L	76	85	Indiana
04/12	L	93	109	at Washington
04/14	L	90	91	Cleveland
04/16	L	109	115	at Charlotte

** denotes overtime*

YEAR-BY-YEAR

2008-2009 SEASON STATISTICS

RECORD: 41-41 (.500) **HOME: 24-17** **AWAY: 17-24** **2ND ATLANTIC DIVISION**

PLAYER	G-GS	MIN	FG-FGA	PCT	FT-FTA	PCT	OFF	DEF	TOT	AST	PF-DQ	STL	TO	BLK	PTS	AVG
Iguodala	82-82	3269	542-1147	.473	377-521	.724	92	379	471	434	152-1	131	222	36	1541	18.8
Miller	82-82	2976	492-1041	.473	338-409	.826	123	245	368	534	196-1	109	199	14	1337	16.3
Young	75-71	2577	475-960	.495	139-189	.735	139	238	377	86	165-0	100	118	23	1145	15.3
Brand	29-23	920	163-365	.447	73-108	.676	77	177	254	37	78-1	17	68	45	399	13.8
Williams	81-0	1919	336-844	.398	304-385	.790	36	129	165	242	128-0	85	151	14	1039	12.8
Green	81-60	1828	286-658	.435	62-85	.729	29	97	126	158	154-0	53	64	13	685	8.5
Speights	79- 2	1263	252-502	.502	102-132	.773	123	170	293	30	181-0	27	46	56	608	7.7
Dalembert	82-82	2036	216-434	.498	91-124	.734	214	487	701	18	248-2	33	117	146	523	6.4
Marshall	25-0	189	33-73	.452	3-6	.500	6	34	40	15	24-0	4	6	5	94	3.8
Evans	79-7	1140	79-178	.444	104-175	.594	135	226	361	26	161-0	41	69	8	262	3.3
Ivey	71-0	861	69-208	.332	34-43	.791	19	57	76	43	76-0	36	23	7	211	3.0
Rush	25-1	199	20-58	.345	4-4	1.000	0	15	15	15	10-0	5	10	1	54	2.2
Ratliff	46-0	579	34-64	.531	21-35	.600	46	82	128	9	77-0	17	14	47	89	1.9
76ERS	**82**	**19755**	**2997-6532**	**.459**	**1652-2216**	**.745**	**1039**	**2336**	**3375**	**1647**	**1650-5**	**658**	**1157**	**415**	**7987**	**97.4**
OPPONENTS	**82**	**19755**	**2997-6489**	**.462**	**1402-1792**	**.782**	**935**	**2285**	**3220**	**1799**	**1786-10**	**575**	**1278**	**400**	**7981**	**97.3**

3-PT FG: 76ERS 341-1072 (.318), Iguodala 80-261 (.307), Miller 15-53 (.283), Young 56-164 (.341), Williams 63-220 (.286), 51-161 (.317), Speights 2-8 (.250), Dalembert 0-2 (.000), Marshall 25-55 (.455), Evans 0-1 (.000), Ivey 39-114 (.342), Rush 10-33 (.303). OPPONENTS: 585-1595 (.367).

2008-2009 GAME-BY-GAME RESULTS

DATE	W/L	PHI	OPP	TEAM
10/29	L	84	95	Toronto
10/31	W	116	87	New York
11/01	L	88	95	at Atlanta
11/03	W	125	91	Sacramento
11/05	L	83	106	at Miami
11/06	L	88	98	at Orlando
11/11	L	80	93	Utah
11/12	W	106	96	at Toronto
11/14	W	94	92	at Indiana
11/15	W	110	85	Oklahoma City
11/19	L	96	102	at Minnesota
11/21	W	89	88	L.A. Clippers
11/23	W	89	81	Golden State
11/24	L	84	93	at Charlotte
11//26	L	94	96	Orlando
11/28	L	78	102	at Boston
11/30	L	92	103	Chicago
12/02	W	103	95	* at Chicago
12/03	L	102	114	L.A. Lakers
12/05	W	96	91	at Detroit
12/06	L	84	95	New Jersey
12/10	L	93	101	Clevland
12/12	L	72	88	at Cleveland
12/13	W	104	89	Washington
12/17	W	93	88	Milwaukee
12/19	W	109	103	at Washington
12/20	L	94	95	Indiana
12/23	L	91	110	at Boston
12/26	L	101	105	at Denver
12/29	L	95	112	at Utah
12/31	W	100	92	at L.A. Clippers
01/02	L	86	96	at Dallas
01/03	L	106	108	at San Antonio
01/06	W	104	96	Houston
01/07	W	110	105	at Milwaukee
01/09	W	93	87	Charlotte
01/11	W	109	94	at Atlanta
01/14	W	100	79	Portland
01/16	W	109	87	SAN ANTONIO
01/17	W	107	97	at New York
01/19	L	93	95	Dallas
01/24	W	116	110	New York
01/26	L	86	101	at New Orleans
1/28	W	95	93	at Houston
1/30	W	104	94	Washington
1/31	L	83	85	New Jersey
02/03	L	99	100	Boston
02/05	W	99	94	Indiana
02/07	W	94	84	Miami
02/09	W	108	91	Phoenix
02/11	W	91	87	Memphis
02/17	L	91	100	at Indiana
02/18	L	89	101	Denver
02/21	L	91	97	at Miami
2/23	L	96	98	at New Jersey
2/25	W	106	98	at Washington
2/27	W	108	103	at New York
2/28	L	100	106	Orlando
03/02	L	91	98	New Orleans
03/07	W	110	105	at Memphis
03/08	L	74	89	at Oklahoma City
03/11	W	115	106	Toronto
03/13	W	104	101	Chicago
03/15	W	85	77	Miami
03/17	W	94	93	at L.A. Lakers
03/18	L	116	126	at Phoenix
03/20	L	111	119	at Golden State
03/22	W	112	100	at Sacramento
03/23	W	114	108	* at Portland
03/25	W	96	88	Minnesota
03/27	L	95	100	Charlotte
03/29	L	97	101	at Detroit
03/31	W	98	85	Atlanta
04/02	W	105	95	Milwaukee
04/04	W	95	90	Detroit
04/05	L	67	96	at New Jersey
04/07	L	98	101	at Charlotte
04/09	L	99	113	at Chicago
04/10	L	92	102	Cleveland
04/12	L	104	111	at Toronto
04/14	L	98	100	Boston
04/15	W	111	110	* at Cleveland

** denotes overtime*

2009-2010 SEASON STATISTICS

RECORD: 27-55 (.329) **HOME: 12-29** **AWAY: 15-26** **4TH ATLANTIC DIVISION**

PLAYER	G-GS	MIN	FG-FGA	PCT	FT-FTA	PCT	OFF	DEF	TOT	AST	PF-DQ	STL	TO	BLK	PTS	AVG
Iguodala	82-82	3193	496-1120	.443	315-430	.733	82	447	529	472	145-0	141	218	55	1401	17.1
Williams	64-38	1912	318-677	.470	192-233	.824	25	162	187	268	110-1	80	106	15	898	14.0
Young	67-45	2145	382-813	.470	114-165	.691	130	220	350	97	133-0	81	126	15	926	13.8
Iverson	25-24	798	121-290	.417	98-119	.824	15	60	75	102	43-0	18	57	2	348	13.9
Brand	76-57	2297	412-858	.480	172-233	.738	179	282	461	109	232-1	82	131	80	996	13.1
Green	73-18	1553	248-543	.457	95-114	.833	20	109	129	152	135-0	32	67	11	638	8.7
Speights	62-1	1016	212-444	.477	108-145	.745	85	167	252	36	152-2	29	51	34	532	8.6
Dalembert	82-80	2124	285-523	.545	97-133	.729	239	545	784	64	252-5	42	123	151	667	8.1
Holiday	73-51	1767	230-520	.442	65-86	.756	56	135	191	280	153-0	79	156	18	587	8.0
Kapono	57-12	976	126-301	.419	9-15	.600	14	52	66	39	80-0	21	34	6	324	5.7
Carney	68-0	857	113-282	.401	52-63	.825	26	111	137	37	79-0	25	21	20	319	4.7
Meeks	19-0	233	40-91	.440	13-18	.722	4	23	27	17	19-0	5	5	1	112	5.9
Smith	56-2	658	75-174	.431	29-42	.690	54	81	135	33	110-1	21	35	28	189	3.4
Ivey	26-0	236	26-55	.473	6-7	.857	5	21	26	17	25-0	10	5	2	70	2.7
Elson	1-0	4	1-2	.500	0-3	.000	1	0	1	0	0-0	0	0	0	2	2.0
Brezec	7-0	36	2-13	.154	1-2	.500	6	6	12	0	9-0	1	0	1	5	0.7
76ERS	**82 -**	**19805**	**3087-6706**	**.460**	**1366-1808**	**.756**	**941**	**2421**	**3362**	**1723**	**1677-10**	**667**	**1192**	**439**	**8014**	**97.7**
OPPONENTS	**82**	**19805**	**3105-6573**	**.472**	**1518-1983**	**.766**	**888**	**2470**	**3358**	**1810**	**1534-4**	**621**	**1189**	**332**	**8334**	**101.6**

3-PT FG: 76ERS 474-1381 (.343), Iguodala 94-303 (.310), Williams 70-206 (.340), Young 48-138 (.348), Iverson 8-24 (.333), Brand 0-1 (.000), Green 47-136 (.346), Speights 0-5 (.000), Holiday 62-159 (.390), Kapono 63-171 (.368), Carney 41-135 (.304), Meeks 19-50 (.380), Smith10-29 (.345), Ivey 12-24 (.500) OPPONENTS: 606-1542 (.393).

2009-2010 GAME-BY-GAME RESULTS

DATE	W/L	PHI	OPP	TEAM
10/28	L	106	120	at Orlando
10/30	W	99	86	MILWAUKEE
10/31	W	141	127	*at New York
11/03	L	74	105	BOSTON
11/06	W	97	94	NEW JERSEY
11/08	L	81	88	at Detroit
11/09	L	115	119	PHOENIX
11/11	W	82	79	at New Jersey
11/13	L	90	112	UTAH
11/14	L	88	94	at Chicago
11/18	W	86	84	CHARLOTTE
11/20	L	97	102	MEMPHIS
11/21	L	91	97	at Cleveland
11/24	L	107	108	at Washington
11/25	L	110	113	at Boston
11/27	L	86	100	ATLANTA
11/29	L	89	97	at San Antonio
11/30	L	102	104	at Dallas
12/02	L	106	117	at Oklahoma City
12/05	L	105	106	at Charlotte
12/07	L	83	93	DENVER
12/09	L	86	90	DETROIT
12/11	L	91	96	HOUSTON
12/14	W	117	101	GOLDEN STATE
12/16	L	101	108	CLEVELAND
12/18	W	98	97	at Boston
12/19	L	107	112	*L.A. CLIPPERS
12/22	L	98	105	at Washington
12/26	L	76	97	at Utah
12/28	W	104	93	at Portland
12/30	W	116	106	at Sacramento
12/31	L	88	104	at L.A. Clipper
01/03	W	108	105	at Denver
01/05	L	97	104	WASHINGTON
01/08	L	106	108	TORONTO
01/09	W	104	94	at Detroit
01/11	W	96	92	NEW ORLEANS
01/13	L	92	93	NEW YORK
01/15	W	98	86	SACRAMENTO
01/18	L	103	108	*at Minnesota
01/20	L	90	98	PORTLAND
01/22	W	92	81	DALLAS
01/23	W	107	97	at Indiana
01/25	L	98	109	INDIANA
01/27	L	88	91	at Milwaukee
01/29	L	91	99	L.A. LAKERS
01/31	W	83	79	at New Jersey
02/03	W	106	103	*CHICAGO
02/05	W	101	94	at New Orleans
02/06	W	102	95	at Houston
02/09	W	119	97	MINNESOTA
02/10	L	93	104	at Toronto
02/16	L	78	105	MIAMI
02/19	W	106	94	SAN ANTONIO
02/20	L	90	122	at Chicago
02/23	W	110	102	at Golden State
02/24	L	95	106	at Phoenix
02/26	L	90	99	at L.A. Lakers
03/01	L	105	126	ORLANDO
03/03	L	93	112	at Atlanta
03/05	L	86	96	BOSTON
03/07	W	114	101	at Toronto
03/09	L	96	107	at Indiana
03/10	L	87	102	CHARLOTTE
03/12	L	95	100	CLEVELAND
03/14	L	91	104	at Miami
03/15	L	84	94	NEW YORK
03/17	W	108	97	NEW JERSEY
03/19	L	88	92	at New York
03/20	L	84	98	CHICAGO
03/22	L	93	109	ORLANDO
03/24	W	101	86	at Milwaukee
03/26	W	105	98	ATLANTA
03/30	L	93	111	OKLAHOMA CITY
03/31	L	84	103	at Charlotte
04/03	L	123	128	*TORONTO
04/06	L	103	124	DETROIT
04/07	L	95	99	at Miami
04/09	L	90	95	MILWAUKEE
04/10	W	120	101	at Memphis
04/12	L	105	107	MIAMI
04/14	L	111	125	at Orlando

** denotes overtime*

YEAR-BY-YEAR

2010-2011 SEASON STATISTICS

RECORD: 41-41 (.500) **HOME: 26-15** **AWAY: 15-26** **3RD ATLANTIC DIVISION**

PLAYER	G-GS	MIN	FG-FGA	PCT	FT-FTA	PCT	OFF	DEF	TOT	AST	PF-DQ	STL	TO	BLK	PTS	AVG
Brand	81-81	2809	502-981	.512	213-273	.780	237	439	676	120	244-3	92	101	106	1217	15.0
Iguodala	67-67	2469	338-759	.445	208-300	.693	61	326	387	422	109-0	101	138	38	945	14.1
Holiday	82-82	2901	446-999	.446	172-209	.823	68	264	332	531	203-3	120	218	29	1145	14.0
Williams	75-0	1747	323-795	.406	293-356	.823	32	117	149	252	128-1	47	102	17	1027	13.7
Young	82-1	2135	458-847	.541	123-174	.707	153	281	434	82	170-0	90	99	26	1045	12.7
Meeks	74-64	2062	242-570	.425	152-170	.894	21	150	171	78	97-0	63	60	4	774	10.5
Turner	78-14	1797	225-529	.425	101-125	.808	42	264	306	159	138-0	49	80	14	565	7.2
Hawes	81-81	1718	264-568	.465	47-88	.534	129	336	465	121	201-2	29	97	71	584	7.2
Nocioni	54-17	931	118-277	.426	49-61	.803	19	150	169	45	100-1	14	47	15	327	6.1
Speights	64-1	734	144-291	.495	55-73	.753	64	146	210	30	120-0	8	40	19	344	5.4
Brackins	3-0	33	4-16	.250	0-0	---	2	2	4	1	3-0	1	0	0	8	2.7
Battie	38 -0	377	45-96	.469	8-14	.571	17	82	99	12	59-0	5	12	15	100	2.6
Songaila	10-0	71	7-15	.467	2-4	.500	2	8	10	2	16-0	0	4	0	16	1.6
Daniels	4-0	35	2-5	.400	2-2	1.000	0	5	5	2	0-0	0	1	0	6	1.5
Kapono	24-2	112	7-28	.250	1-2	.500	3	8	11	4	4-0	2	2	1	16	0.7
76ERS	**82 -**	**19930**	**3125-6776**	**.461**	**1426-1851**	**.770**	**850**	**2578**	**3428**	**1861**	**1592-10**	**621**	**1063**	**355**	**8119**	**99.0**
OPPONENTS	**82 -**	**19930**	**2996-6638**	**.451**	**1536-1987**	**.773**	**881**	**2608**	**3489**	**1762**	**1544-9**	**583**	**1168**	**376**	**7996**	**97.5**

3-PT FG: 76ERS 443-1248 (.355), Brand 0-1 (.000), Iguodala 61-181 (.337), Holiday 81-222 (.365), Williams 88-253 (.348), Young 6-22 (.273), Meeks 138-348 (.397), Turner 14-44 (.318), Hawes 9-37 (.243), Nocioni 42-118 (.356), Speights 1-4 (.250), Brackins 0-5 (.000), Battie 2-3 (.667), Daniels 0-2 (.000), Kapono 1-8 (.125). OPPONENTS: 468-1375 (.340).

2010-2011 GAME-BY-GAME RESULTS

DATE	W/L	PHI	OPP	TEAM
10/29	L	84	95	Toronto
10/31	W	116	87	New York
11/01	L	88	95	at Atlanta
11/03	W	125	91	Sacramento
11/05	L	83	106	at Miami
11/06	L	88	98	at Orlando
11/11	L	80	93	Utah
11/12	W	106	96	at Toronto
11/14	W	94	92	at Indiana
11/15	W	110	85	Oklahoma City
11/19	L	96	102	at Minnesota
11/21	W	89	88	L.A. Clippers
11/23	W	89	81	Golden State
11/24	L	84	93	at Charlotte
11//26	L	94	96	Orlando
11/28	L	78	102	at Boston
11/30	L	92	103	Chicago
12/02	W	103	95	* at Chicago
12/03	L	102	114	L.A. Lakers
12/05	W	96	91	at Detroit
12/06	L	84	95	New Jersey
12/10	L	93	101	Clevland
12/12	L	72	88	at Cleveland
12/13	W	104	89	Washington
12/17	W	93	88	Milwaukee
12/19	W	109	103	at Washington
12/20	L	94	95	Indiana
12/23	L	91	110	at Boston
12/26	L	101	105	at Denver
12/29	L	95	112	at Utah
12/31	W	100	92	at L.A. Clippers
01/02	L	86	96	at Dallas
01/03	L	106	108	at San Antonio
01/06	W	104	96	Houston
01/07	W	110	105	at Milwaukee
01/09	W	93	87	Charlotte
01/11	W	109	94	at Atlanta
01/14	W	100	79	Portland
01/16	W	109	87	SAN ANTONIO
01/17	W	107	97	at New York
01/19	L	93	95	Dallas
01/24	W	116	110	New York
01/26	L	86	101	at New Orleans
1/28	W	95	93	at Houston
1/30	W	104	94	Washington
1/31	L	83	85	New Jersey
02/03	L	99	100	Boston
02/05	W	99	94	Indiana
02/07	W	94	84	Miami
02/09	W	108	91	Phoenix
02/11	W	91	87	Memphis
02/17	L	91	100	at Indiana
02/18	L	89	101	Denver
02/21	L	91	97	at Miami
2/23	L	96	98	at New Jersey
2/25	W	106	98	at Washington
2/27	W	108	103	at New York
2/28	L	100	106	Orlando
03/02	L	91	98	New Orleans
03/07	W	110	105	at Memphis
03/08	L	74	89	at Oklahoma City
03/11	W	115	106	Toronto
03/13	W	104	101	Chicago
03/15	W	85	77	Miami
03/17	W	94	93	at L.A. Lakers
03/18	L	116	126	at Phoenix
03/20	L	111	119	at Golden State
03/22	W	112	100	at Sacramento
03/23	W	114	108	* at Portland
03/25	W	96	88	Minnesota
03/27	L	95	100	Charlotte
03/29	L	97	101	at Detroit
03/31	W	98	85	Atlanta
04/02	W	105	95	Milwaukee
04/04	W	95	90	Detroit
04/05	L	67	96	at New Jersey
04/07	L	98	101	at Charlotte
04/09	L	99	113	at Chicago
04/10	L	92	102	Cleveland
04/12	L	104	111	at Toronto
04/14	L	98	100	Boston
04/15	W	111	110	* at Cleveland

** denotes overtime*

2011-2012 SEASON STATISTICS

RECORD: 35-31 (.530) **HOME: 19-14** **AWAY: 16-17** **3RD ATLANTIC DIVISION**

PLAYER	G-GS	MIN	FG-FGA	PCT	FT-FTA	PCT	OFF	DEF	TOT	AST	PF-DQ	STL	TO	BLK	PTS	AVG
Williams	64-0	1682	318-782	.407	237-292	.812	30	125	155	221	90-0	53	71	18	956	14.9
Holiday	65-65	2196	360-834	.432	94-120	.783	57	155	212	290	137-2	103	135	18	879	13.5
T. Young	63-1	1755	348-687	.507	111-144	.771	137	188	325	74	127-3	64	55	41	808	12.8
Iguodala	62-62	2209	287-632	.454	121-196	.617	56	325	381	339	92-0	107	115	30	771	12.4
Brand	60-60	1732	287-581	.494	85-116	.733	145	284	429	97	176-1	58	65	97	659	11.0
Hawes	37-29	920	156-319	.489	40-55	.727	78	192	270	98	100-0	16	55	48	355	9.6
Turner	65-20	1713	263-590	.446	73-108	.676	27	349	376	180	117-1	40	105	20	610	9.4
Meeks	66-50	1644	191-467	.409	77-85	.906	17	144	161	54	82-0	40	29	3	556	8.4
Vucevic	51-15	812	131-291	.450	18-34	.529	88	158	246	31	111-0	20	33	34	283	5.5
Silas	2-0	39	4-15	.267	2-3	.667	2	2	4	3	5-0	0	3	0	11	5.5
Allen	41-15	624	79-167	.473	11-14	.786	47	124	171	34	73-0	13	20	18	169	4.1
S. Young	14-0	135	13-44	.295	9-14	.643	6	15	21	6	11-0	6	7	4	40	2.9
Brackins	14-1	88	9-33	.273	1-2	.500	5	10	15	8	6-0	0	4	1	22	1.6
Battie	27-11	295	19-51	.373	4-4	1.000	8	59	67	16	26-0	4	4	6	42	1.6
Nocioni	11-1	56	5-20	.250	6-11	.545	1	13	14	1	4-0	1	5	1	17	1.5
Elson	5-0	16	1-3	.333	0-0	---	0	1	1	1	0-0	1	1	1	2	0.4
76ERS	**66**	**15915**	**2471-5516**	**.448**	**889-1198**	**.742**	**704**	**2144**	**2848**	**1453**	**1157-7**	**526**	**738**	**340**	**6180**	**93.6**
OPPONENTS	**66**	**15915**	**2263-5302**	**.427**	**1017-1352**	**.752**	**706**	**2181**	**2887**	**1293**	**1070-3**	**391**	**918**	**316**	**5900**	**89.4**

3-PT FG: 76ERS 349-963 (.362), Williams 83-229 (.362), Holiday 65-171 (.380), T. Young 1-4 (.250), Iguodala 76-193 (.394), Brand 0-1 (.000), Hawes 3-12 (.250), Turner 11-49 (.224), Meeks 97-266 (.365), Vucevic 3-8 (.375), Silas 1-6 (.167), S. Young 5-8 (.625), Brackins 3-9 (.333), Battie 0-1 (.000), Nocioni 1-6 (.167). OPPONENTS: 357-1070 (.334).

2011-2012 GAME-BY-GAME RESULTS

DATE	W/L	PHI	OPP	TEAM
12/26	L	103	107	at Portland
12/28	W	103	83	at Phoenix
12/30	L	99	102	at Utah
12/31	W	107	79	at Golden State
1/4	W	101	93	at New Orleans
1/6	W	96	73	DETROIT
1/7	W	97	62	TORONTO
1/9	W	96	86	INDIANA
1/10	W	112	85	SACRAMENTO
1/11	L	79	85	at New York
1/13	W	120	89	WASHINGTON
1/14	W	103	90	at Washington
1/16	W	94	82	MILWAUKEE
1/18	L	104	108	*DENVER
1/20	W	90	76	ATLANTA
1/21	L	92	113	at Miami
1/23	W	103	83	WASHINGTON
1/25	L	90	97	*NEW JERSEY
1/27	W	89	72	CHARLOTTE
1/28	W	95	74	DETROIT
1/30	W	74	69	ORLANDO
2/1	W	98	82	CHICAGO
2/3	L	79	99	MIAMI
2/4	W	98	87	at Atlanta
2/6	W	95	90	L.A. LAKERS
2/8	L	90	100	SAN ANTONIO
2/10	L	77	78	L.A. CLIPPERS
2/11	W	99	84	at Cleveland
2/13	W	98	89	at Charlotte
2/15	L	87	103	at Orlando
2/17	L	75	82	DALLAS
2/19	L	91	92	at Minnesota
2/21	L	76	89	at Memphis
2/22	L	87	93	at Houston
2/28	W	97	68	at Detroit
2/29	L	88	92	OKLAHOMA CITY
3/2	W	105	83	GOLDEN STATE
3/4	L	91	96	CHICAGO
3/5	L	93	97	at Milwaukee
3/7	W	103	71	BOSTON
3/9	W	104	91	UTAH
3/11	W	106	94	at New York
3/14	L	94	111	at Indiana
3/16	L	78	84	MIAMI
3/17	L	80	89	at Chicago
3/19	W	105	80	at Charlotte
3/21	L	79	82	NEW YORK
3/23	W	99	86	BOSTON
3/25	L	76	93	at San Antonio
3/27	W	103	85	CLEVELAND
3/30	L	76	97	at Washington
3/31	W	95	90	ATLANTA
4/3	L	93	99	at Miami
4/4	L	78	99	TORONTO
4/7	L	82	88	ORLANDO
4/8	L	79	103	at Boston
4/10	W	107	88	at New Jersey
4/11	W	93	75	at Toronto
4/13	L	89	95	NEW JERSEY
4/16	L	100	113	at Orlando
4/17	L	97	102	INDIANA
4/18	W	103	87	at Cleveland
4/21	W	109	106	*at Indiana
4/23	W	105	87	at New Jersey
4/25	W	90	85	at Milwaukee
4/26	L	86	108	at Detroit

** denotes overtime*

YEAR-BY-YEAR

2012-2013 SEASON STATISTICS

RECORD: 34-48 (.415) **HOME: 23-18** **AWAY: 11-30** **4TH ATLANTIC DIVISION**

PLAYER	G-GS	MIN	FG-FGA	PCT	FT-FTA	PCT	OFF	DEF	TOT	AST	PF-DQ	STL	TO	BLK	PTS	AVG
Jr. Holiday	78-78	2926	555-1288	.431	182-242	.752	89	240	329	625	170-2	123	292	32	1383	17.7
T. Young	76-76	2629	509-958	.531	108-188	.574	182	389	571	125	191-1	133	90	55	1127	14.8
Turner	82-82	2892	441-1053	.419	154-208	.740	56	461	517	354	197-1	71	187	17	1094	13.3
Hawes	82-40	2233	376-811	.464	122-157	.777	173	417	590	183	233-1	24	131	113	905	11.0
N. Young	59-17	1411	224-542	.413	105-128	.820	24	106	130	84	84-0	36	50	14	628	10.6
Richardson	33-33	936	135-336	.402	20-33	.606	19	108	127	51	57-0	40	26	15	347	10.5
Wright	79-8	1783	237-599	.396	120-141	.851	42	260	302	150	98-0	62	64	35	729	9.2
Pargo	14-0	208	24-63	.381	14-21	.667	1	16	17	28	14-0	1	13	0	69	4.9
Wilkins	61-21	1095	145-316	.459	81-109	.743	32	73	105	91	98-0	37	49	18	388	6.4
Allen	79-37	1669	206-454	.454	43-60	.717	159	236	395	73	180-1	24	55	55	455	5.8
Ju. Holiday	9-0	142	16-48	.333	6-8	.750	0	14	14	15	7-0	3	9	6	42	4.7
Moultrie	47-0	542	78-134	.582	18-28	.643	76	69	145	10	43-0	17	19	10	174	3.7
Ivey	53-5	698	62-144	.431	9-16	.563	16	41	57	32	73-0	23	20	3	170	3.2
Wayns	21-1	165	19-72	.264	13-15	.867	1	4	5	20	18-0	3	13	0	56	2.7
Jenkins	12-1	150	14-38	.368	2-4	.500	3	8	11	16	4-0	6	2	1	30	2.5
Brown	22-11	269	17-37	.459	7-19	.368	23	51	74	9	37-0	6	8	10	41	1.9
Mack	4-0	7	1-2	.500	0-0	---	0	0	0	1	1-0	0	2	0	2	0.5
76ERS	**82**	**19755**	**3059-6895**	**.444**	**1004-1377**	**.729**	**896**	**2493**	**3389**	**1867**	**1505-6**	**609**	**1070**	**384**	**7640**	**93.2**
OPPONENTS	**82**	**19755**	**3017-6643**	**.454**	**1331-1752**	**.760**	**903**	**2704**	**3607**	**1870**	**1331-4**	**590**	**1175**	**396**	**7914**	**96.5**

3-PT FG: 76ERS 518-1438 (.360), Jr. Holiday 91-247 (.368), T. Young 1-8 (.125), Turner 58-159 (.365), Hawes 31-87 (.356), N. Young 75-210 (.357), Richardson 57-167 (.341), Wright 135-361 (.374), Pargo 7-17 (.412), Wilkins 17-51 (.333), Allen 0-1 (.000), Ju. Holiday 4-16 (.250), Ivey 37-88 (.420), Wayns 5-25 (.200), Mack 0-1 (.000). OPPONENTS: 549-1574 (.349).

2012-2013 GAME-BY-GAME RESULTS

DATE	W/L	PHI	OPP	TEAM
10/31	W	84	75	DENVER
11/4	L	84	100	at New York
11/5	L	88	110	NEW YORK
11/7	W	77	62	at New Orleans
11/9	W	106	100	at Boston
11/10	W	93	83	at Toronto
11/12	L	96	105	MILWAUKEE
11/14	L	76	94	DETROIT
11/16	W	99	93	UTAH
11/18	W	86	79	CLEVELAND
11/20	W	106	98	TORONTO
11/21	L	83	92	at Cleveland
11/24	L	109	116	*OKLAHOMA CITY
11/25	W	104	101	PHOENIX
11/27	W	100	98	DALLAS
11/30	W	104	98	at Charlotte
12/1	L	88	93	at Chicago
12/4	L	88	105	MINNESOTA
12/7	W	95	94	*BOSTON
12/8	L	79	92	at Boston
12/10	W	104	97	DETROIT
12/12	L	89	96	CHICAGO
12/14	L	85	95	at Indiana
12/16	L	98	111	L.A. LAKERS
12/18	L	100	107	at Dallas
12/19	L	103	125	at Houston
12/21	W	99	80	ATLANTA
12/23	L	92	95	at Brooklyn
12/26	W	99	89	at Memphis
12/28	L	89	96	at Golden State
12/29	L	85	89	at Portland
1/1	W	103	99	at L.A. Lakers
1/2	L	89	95	at Phoenix
1/4	L	85	109	at Oklahoma City
1/5	L	86	109	at San Antonio
1/8	L	89	109	BROOKLYN
1/9	L	72	90	at Toronto
1/12	W	107	100	HOUSTON
1/15	L	99	111	NEW ORLEANS
1/18	W	108	101	*TORONTO
1/21	L	85	90	SAN ANTONIO
1/22	L	102	110	at Milwaukee
1/26	W	97	80	NEW YORK
1/28	L	100	103	MEMPHIS
1/30	W	92	84	WASHINGTON
2/1	W	89	80	SACRAMENTO
2/4	W	78	61	ORLANDO
2/6	L	69	88	INDIANA
2/9	W	87	76	CHARLOTTE
2/11	L	9	107	L.A. CLIPPERS
2/13	L	92	94	at Milwaukee
2/20	L	87	94	at Minnesota
2/23	L	90	114	MIAMI
2/24	L	93	99	at New York
2/26	L	84	98	ORLANDO
2/28	L	82	93	at Chicago
3/2	W	104	97	GOLDEN STATE
3/3	L	87	90	at Washington
3/5	L	101	109	BOSTON
3/6	L	96	107	at Atlanta
3/8	L	93	102	at Miami
3/10	L	91	99	at Orlando
3/11	W	106	97	BROOKLYN
3/13	L	94	98	MIAMI
3/16	W	98	91	INDIANA
3/18	W	101	100	PORTLAND
3/20	L	72	101	at L.A. Clipper
3/21	L	100	101	at Denver
3/24	W	117	103	at Sacramento
3/25	L	91	107	at Utah
3/27	W	100	92	MILWAUKEE
3/29	W	97	87	at Cleveland
3/30	W	100	92	CHARLOTTE
4/3	L	83	88	at Charlotte
4/5	W	101	90	at Atlanta
4/6	L	87	106	at Miami
4/9	L	83	104	at Brooklyn
4/10	L	101	124	ATLANTA
4/12	W	97	86	at Washington
4/14	W	91	77	CLEVELAND
4/15	L	101	109	at Detroit
4/17	W	105	95	at Indiana

** denotes overtime*

2013-2014 SEASON STATISTICS

RECORD: 19-63 (.232) **HOME: 10-31** **AWAY: 9-32** **5TH ATLANTIC DIVISION**

PLAYER	G-GS	MIN	FG-FGA	PCT	FT-FTA	PCT	OFF	DEF	TOT	AST	PF-DQ	STL	TO	BLK	PTS	AVG
Young	79-78	2718	582-1283	.454	163-229	.712	166	310	476	182	213-1	167	165	36	1417	17.9
Turner	54-54	1886	356-831	.428	189-228	.829	50	272	322	198	147-3	56	155	5	939	17.4
Carter-Williams	70-70	2414	427-1054	.405	258-367	.703	101	336	437	441	213-2	130	247	43	1167	16.7
Wroten	72-16	1765	345-808	.427	209-326	.641	69	159	228	217	151-1	78	204	16	939	13.0
Hawes	53-53	1666	264-586	.451	79-101	.782	88	364	452	176	154-2	31	119	67	688	13.0
Anderson	80-62	2309	309-717	.431	77-106	.726	59	241	300	149	154-0	74	106	28	810	10.1
Sims	26-25	707	112-229	.489	82-107	.766	82	99	181	47	84-0	23	33	13	306	11.8
Morris	12-0	193	29-67	.433	15-21	.714	3	10	13	31	21-0	8	19	0	83	6.9
Williams	67-2	1157	140-337	.415	87-119	.731	30	100	130	72	126-0	35	68	3	404	6.0
Thompson	77-41	1742	171-372	.460	52-73	.712	73	174	247	73	144-0	53	60	12	461	6.0
Ware	9-0	116	18-42	.429	5-6	.833	0	9	9	10	11-0	8	5	0	48	5.3
Allen	51-2	960	117-266	.440	27-40	.675	106	171	277	65	115-1	22	40	27	263	5.2
Mullens	18-0	247	47-101	.465	8-14	.571	17	43	60	8	31-0	9	14	8	122	6.8
Varnado	23-0	337	36-60	.600	27-52	.519	19	44	63	13	61-0	10	10	29	99	4.3
Nunnally	9-0	111	9-28	.321	3-5	.600	0	11	11	6	9-0	5	3	1	26	2.9
Dedmon	11-0	150	15-29	.517	7-13	.538	11	38	49	3	28-1	0	9	9	37	3.4
Moultrie	12-2	187	16-38	.421	4-5	.800	11	24	35	2	22-0	8	7	4	36	3.0
Orton	22-4	251	21-47	.447	23-30	.767	16	45	61	15	38-0	6	18	16	65	3.0
Davies	51-0	575	54-128	.422	34-53	.642	38	71	109	28	92-1	24	35	8	144	2.8
Maynor	8-0	112	11-29	.379	4-8	.500	2	13	15	12	4-0	4	12	2	30	3.8
L. Brown	26-0	224	26-86	.302	9-13	.692	8	20	28	41	19-0	13	16	3	64	2.5
Thomas	2-1	13	3-5	.600	0-0	---	0	0	0	1	4-0	0	1	0	7	3.5
Johnson-Odom	3-0	15	0-7	.000	0-2	.000	0	2	2	1	3-0	1	2	0	0	0.0
76ERS	**82 -19**	**855**	**3108-7150**	**.435**	**1362-1918**	**.710**	**949**	**2556**	**3505**	**1791**	**1844-12**	**765**	**1384**	**330**	**8155**	**99.5**
OPPONENTS	**82 -19**	**855**	**3284-6975**	**.471**	**1705-2261**	**.754**	**976**	**2871**	**3847**	**2144**	**1686-5**	**736**	**1391**	**558**	**9012**	**109.9**

3-PT FG: 76ERS 577-1847 (.312), Young 90-292 (.308), Turner 38-132 (.288), Carter-Williams 55-208 (.264), Wroten 40-188 (.213), Hawes 81-203 (.399), Anderson 115-351 (.328), Sims 0-1 (.000), Morris 10-24 (.417), Williams 37-125 (.296), Thompson 67-167 (.401), Ware 7-21 (.333), Allen 2-13 (.154), Mullens 20-50 (.400), Nunnally 5-15 (.333), Davies 2-10 (.200), Maynor 4-12 (.333), Brown 3-30 (.100), Thoms 1-2 (.500), Johnson-Odom 0-3 (.000). OPPONENTS: 739-1998 (.370).

2013-2014 GAME-BY-GAME RESULTS

DATE	W/L	PHI	OPP	TEAM
Oct 30	W	114	110	MIAMI
Nov 1	W	109	102	at Washington
Nov 2	W	107	104	CHICAGO
Nov 4	L	90	110	GOLDEN STATE
Nov 6	L	102	116	WASHINGTON
Nov 8	W	94-	79	CLEVELAND
Nov 9	L	125	127**	at Cleveland
Nov 11	L	85	109	SAN ANTONIO
Nov 13	W	123	117	* HOUSTON
Nov 15	L	103	113	at Atlanta
Nov 16	L	98	135*	at New Orleans
Nov 18	L	94-	97*	at Dallas
Nov 20	L	98	108	TORONTO
Nov 22	W	115	107*	MILWAUKEE
Nov 23	L	98	106	at Indiana
Nov 27	L	94	105	at Orlando
Nov 29	L	105	121	NEW ORLEANS
Dec 1	L	100	115	at Detroit
Dec 3	W	126	125**	ORLANDO
Dec 6	L	88	105	at Charlotte
Dec 7	L	92	103	DENVER
Dec 9	L	83	94	L.A. CLIPPERS
Dec 11	L	99	106	at Minnesota
Dec 13	L	100	108	at Toronto
Dec 14	L	105	139	PORTLAND
Dec 16	L	94	130	at Brooklyn
Dec 20	W	121	120*	BROOKLYN
Dec 21	L	106	116	at Milwaukee
Dec 28	L	101	115	at Phoenix
Dec 29	W	111	104	at L.A. Lakers
Jan 1	W	114	102	at Denver
Jan 2	W	113	104	at Sacramento
Jan 4	W	101	99	at Portland
Jan 6	L	95	126	MINNESOTA
Jan 7	L	93	111	at Cleveland
Jan 10	L	104	114	DETROIT
Jan 11	L	92	102	NEW YORK
Jan 15	W	95	92	CHARLOTTE
Jan 17	L	86	101	MIAMI
Jan 18	L	78	103	at Chicago
Jan 20	L	99	107	at Washington
Jan 22	W	110	106	at New York
Jan 24	L	95	104	TORONTO
Jan 25	L	91	103	OKLAHOMA CITY
Jan 27	L	113	124	PHOENIX
Jan 29	W	95	94	at Boston
Jan 31	L	99	125	ATLANTA
Feb 1	L	96	113	at Detroit
Feb 3	L	102	108	at Brooklyn
Feb 5	L	108	114	BOSTON
Feb 7	L	98	112	L.A. LAKERS
Feb 9	L	78	123	at L.A. Clipper
Feb 10	L	80	123	at Golden State
Feb 12	L	100	105	at Utah
Feb 18	L	85	114	CLEVELAND
Feb 21	L	112	124	DALLAS
Feb 24	L	110	130	MILWAUKEE
Feb 26	L	90	101	ORLANDO
Mar 1	L	103	122	WASHINGTON
Mar 2	L	81	92	at Orlando
Mar 4	L	92	125	at Oklahoma City
Mar 8	L	92	104	UTAH
Mar 10	L	110	123	at New York
Mar 12	L	98	115	SACRAMENTO
Mar 14	L	94	101	INDIANA
Mar 15	L	77	103	MEMPHIS
Mar 17	L	90	99	at Indiana
Mar 19	L	94	102	CHICAGO
Mar 21	L	92	93	NEW YORK
Mar 22	L	81	91	at Chicago
Mar 24	L	91	113	at San Antonio
Mar 27	L	98	120	at Houston
Mar 29	W	123	98	DETROIT
Mar 31	L	95	103	at Atlanta
Apr 2	L	93	123	CHARLOTTE
Apr 4	W	111	102	at Boston
Apr 5	L	101	105	BROOKLYN
Apr 9	L	114	125	at Toronto
Apr 11	L	95	117	at Memphis
Apr 12	L	105	111	at Charlotte
Apr 14	W	113	108	BOSTON
Apr 16	W	100	87	at Miami

** denotes overtime*

YEAR-BY-YEAR

2014-2015 SEASON STATISTICS

RECORD: 18-64 (.250) **HOME: 12-29** **AWAY: 6-35** **4TH ATLANTIC DIVISION**

PLAYER	G-GS	MIN	FG-FGA	PCT	FT-FTA	PCT	OFF	DEF	TOT	AST	PF-DQ	STL	TO	BLK	PTS	AVG
Wroten	30-15	895	175-434	.403	37-142	.261	22	64	86	157	72-1	48	113	8	507	16.9
Carter-Williams	41-38	1391	232-611	.380	32-125	.256	43	211	254	302	103-1	60	174	18	613	15.0
Covington	70-49	1956	299-756	.396	167-446	.374	65	251	316	105	189-1	97	128	31	943	13.5
Shved	17-0	285	52-130	.400	17-57	.298	8	14	22	46	21-0	14	18	1	169	9.9
Noel	75-71	2311	302-653	.462	0-0	---	185	426	611	128	208-2	133	146	142	744	9.9
Mbah a Moute	67-61	1916	251-636	.395	62-202	.307	82	246	328	106	104-0	81	99	21	660	9.9
Canaan (TOT)	47-21	938	146-378	.386	91-246	.370	18	69	87	98	83-0	29	62	3	432	9.2
McDaniels	52-15	1319	167-419	.399	43-147	.293	64	131	195	70	121-0	44	104	68	476	9.2
Richardson	19-15	416	62-178	.348	31-96	.323	13	53	66	38	28-0	13	16	3	172	9.1
Thompson	71-23	1776	224-543	.413	115-287	.401	53	145	198	85	141-1	57	66	26	626	8.8
Sims	73-32	1399	238-502	.474	4-22	.182	121	238	359	79	135-0	39	99	30	586	8.0
Grant	65-11	1377	124-352	.352	49-156	.314	49	149	198	79	144-2	40	85	68	411	6.3
Davies	20-6	379	49-119	.412	7-30	.233	35	38	73	28	54-1	17	25	4	126	6.3
Smith (TOT)	55-14	831	143-367	.390	18-60	.300	15	85	100	180	50-0	36	78	6	338	6.1
Johnson	9-2	187	19-60	.317	10-39	.256	3	23	26	3	19-0	9	9	5	54	6.0
T. Robinson (TOT)	54-4	798	126-260	.485	0-2	.000	95	208	303	33	104-0	32	59	20	308	5.7
Frazier	6-3	171	13-43	.302	3-11	.273	4	15	19	43	16-0	6	18	0	34	5.7
Sampson	74-32	1131	146-346	.422	31-127	.244	35	128	163	77	135-0	38	76	26	386	5.2
McGee (TOT)	23-0	256	42-79	.532	0-0	---	18	43	61	3	30-0	2	18	20	106	4.6
Drew	12-1	219	20-58	.345	4-26	.154	1	14	15	45	13-0	6	25	0	46	3.8
Thomas	17-0	194	18-40	.450	0-7	.000	16	40	56	7	17-0	3	13	1	45	2.6
Aldemir	41-9	540	40-78	.513	0-5	.000	78	98	176	28	96-1	17	17	16	93	2.3
G. Robinson (TOT)	35-1	261	26-67	.388	5-19	.263	15	24	39	11	15-0	6	11	1	73	2.1
Gordon	9-0	71	8-19	.421	0-3	.000	7	11	18	2	7-0	1	8	0	17	1.9
Kirilenko (TOT)	7-0	36	0-5	.000	0-0	---	2	6	8	1	1-0	1	1	0	3	0.4
Lee	1-0	2	0-1	.000	0-0	---	0	0	0	0	0-0	0	0	0	0	0.0
Turiaf (TOT)	2-0	19	0-0	---	0-0	---	0	1	1	2	0-0	0	0	0	0	0.0
76ERS	**82**	**19805**	**2765-6777**	**.408**	**692-2160**	**.320**	**978**	**2536**	**3514**	**1683**	**1778-10**	**789**	**1453**	**487**	**7542**	**92.0**
OPPONENTS	**82**	**19805**	**3045-6785**	**.449**	**658-1879**	**.350**	**940**	**2853**	**3793**	**1942**	**1657-4**	**779**	**1374**	**454**	**8278**	**101.0**

3-PT FG: 76ERS 692-2160 (.320), Thompson 115-287 (.401), Covington 167-446 (.374), Canaan 59-162 (.364), Richardson 31-96 (.323), Grand 49-156 (.314), Smith 17-55 (.309), Robinson 4-13 (.308), Mbah a Moute 62-202 (.307), Shved 17-57 (.298), McDaniels 43-147 (.293), Frazier 3-11 (.273), Wroten 37-142 (.261), Carter-Williams 32-125 (.256), Johnson 10-39 (.256), Sampson 31-127 (.244), Davis 7-30 (.233), Sims 4-22 (.182), Drew 4-26 (.154), Aldemir 0-5 (.000), Robinson 0-2 (.000), Thomas 0-7 (.000), Gordon 0-3 (.000).
OPPONENTS: 658-1879 (.350)

2014-2015 GAME-BY-GAME RESULTS

DATE	W/L	PHI	OPP	TEAM
10/29	L	91	103	at Indiana
10/31	L	81	93	at Milwaukee
11/1	L	96	114	MIAMI
11/3	L	93	104	HOUSTON
11/5	L	89	91	ORLANDO
11/7	L	115	118	CHICAGO
11/9	L	88	120	at Toronto
11/13	L	70	123	at Dallas
11/14	L	87	88	at Houston
11/17	L	75	100	at San Antonio
11/19	L	90	101	BOSTON
11/21	L	96	122	PHOENIX
11/22	L	83	91	at New York
11/24	L	104	114	PORTLAND
11/26	L	91	99	BROOKLYN
11/29	L	103	110	DALLAS
12/1	L	103	109	SAN ANTONIO
12/3	W	85	77	at Minnesota
12/5	L	91	103	OKLAHOMA CITY
12/6	W	108	101	*at Detroit
12/10	L	79	95	at Atlanta
12/12	L	70	88	at Brooklyn
12/13	L	115	120	*MEMPHIS
12/15	L	87	105	BOSTON
12/19	L	91	109	CHARLOTTE
12/21	W	96	88	at Orlando
12/23	W	91	87	at Miami
12/26	L	93	114	at Portland
12/27	L	71	88	at Utah
12/30	L	86	126	at Golden State
1/2	L	96	112	at Phoenix
1/3	L	91	127	at L.A. Clippers
1/5	W	95	92	CLEVELAND
1/7	L	77	97	MILWAUKEE
1/9	W	90	88	at Brooklyn
1/10	W	93	92	INDIANA
1/13	L	87	105	ATLANTA
1/14	L	84	100	at Toronto
1/16	W	96	81	NEW ORLEANS
1/17	L	89	107	at Detroit
1/19	L	76	111	at Washington
1/21	L	91	98	NEW YORK
1/23	L	86	91	TORONTO
1/24	L	83	101	at Memphis
1/26	L	74	99	at New Orleans
1/28	W	89	69	DETROIT
1/30	W	103	94	MINNESOTA
1/31	L	85	91	at Atlanta
2/2	L	84	97	at Cleveland
2/3	W	105	98	DENVER
2/6	L	96	107	at Boston
2/7	W	89	81	CHARLOTTE
2/9	L	84	89	GOLDEN STATE
2/20	L	95	106	INDIANA
2/22	L	98	103	at Orlando
2/23	L	108	119	at Miami
2/25	L	88	104	at Milwaukee
2/27	W	89	81	WASHINGTON
3/1	L	74	94	at Indiana
3/2	L	103	114	TORONTO
3/4	L	118	123	*at Oklahoma City
3/6	L	83	89	UTAH
3/7	W	92	84	ATLANTA
3/11	L	95	104	*CHICAGO
3/13	W	114	107	SACRAMENTO
3/14	L	87	94	BROOKLYN
3/16	L	89	108	at Boston
3/18	W	94	83	DETROIT
3/20	W	97	81	NEW YORK
3/22	L	87	101	at L.A. Lakers
3/24	L	106	107	at Sacramento
3/25	W	99	85	at Denver
3/27	L	98	119	L.A. CLIPPERS
3/29	L	86	87	at Cleveland
3/30	L	111	113	*L.A. LAKERS
4/1	L	93	106	at Washington
4/4	L	91	92	at Charlotte
4/5	L	91	101	at New York
4/8	L	90	119	WASHINGTON
4/11	L	107	114	at Chicago
4/13	L	97	107	MILWAUKEE
4/15	L	101	105	MIAMI

** denotes overtime*

2015-2016 SEASON STATISTICS

RECORD: 10-72 (.122) **HOME: 7-34** **AWAY: 3-38** **5TH ATLANTIC DIVISION**

PLAYER	G-GS	MIN	FG-FGA	PCT	FT-FTA	PCT	OFF	DEF	TOT	AST	PF-DQ	STL	TO	BLK	PTS	AVG
Okafor	53-48	1591	397-781	.508	133-194	.686	122	251	373	65	140-1	22	124	61	928	17.5
Covington	67-49	1903	274-712	.385	140-177	.791	65	354	419	97	232-4	105	143	40	858	12.8
Smith (TOT)	77-53	2239	397-967	.411	122-176	.693	43	262	305	502	133-0	88	175	24	972	12.6
Smith (PHI)	50-50	1622	299-739	.405	89-133	.669	29	184	213	348	95-0	64	130	18	733	14.7
Noel	67-62	1965	306-587	.521	134-227	.590	154	388	542	122	192-1	118	158	100	747	11.1
Canaan	77-39	1966	260-722	.360	150-180	.833	20	154	174	137	133-0	56	91	12	846	11.0
H. Thompson	77-17	2154	270-680	.397	69-96	.719	54	218	272	99	187-2	36	76	24	758	9.8
Landry	36-12	569	139-250	.556	67-91	.736	49	97	146	32	69-0	12	22	9	351	9.8
Grant	77-52	2066	251-599	.419	212-322	.658	99	262	361	135	215-1	54	110	127	749	9.7
Stauskas	73-35	1809	210-545	.385	91-118	.771	23	160	183	138	115-0	44	94	20	617	8.5
Wroten	8-3	144	22-65	.338	20-37	.541	2	19	21	20	11-0	3	29	0	67	8.4
McConnell	81-17	1606	218-464	.470	26-41	.634	43	207	250	367	114-0	95	140	10	493	6.1
Holmes	51-1	702	114-222	.514	51-74	.689	62	73	135	33	92-0	19	32	40	287	5.6
Sampson	47-18	691	86-202	.426	62-97	.639	30	99	129	30	91-1	11	51	16	240	5.1
Brand	17-1	225	31-72	.431	8-9	.889	9	54	63	18	32-0	9	11	8	70	4.1
Pressey	14-0	170	21-55	.382	9-18	.500	0	23	23	46	14-0	11	19	1	55	3.9
Marshall	30-6	400	43-118	.364	9-13	.692	2	26	28	73	30-0	16	43	2	111	3.7
Wood	17-0	145	22-53	.415	13-21	.619	13	25	38	3	11-0	5	2	7	61	3.6
Weems (TOT)	43-0	498	42-110	.382	8-15	.533	7	46	53	49	47-0	10	41	1	107	2.5
Weems (PHI)	7-0	78	7-21	.333	1-2	.500	1	11	12	2	7-0	0	4	0	17	2.4
76ERS	**82**	**19805**	**2970-6887**	**.431**	**1284-1850**	**.694**	**777**	**2605**	**3382**	**1765**	**1780-10**	**680**	**1343**	**495**	**7988**	**97.4**
OPPONENTS	**82**	**19805**	**3253-7005**	**.464**	**1683-2141**	**.786**	**913**	**2987**	**3900**	**1919**	**1571-9**	**711**	**1241**	**466**	**8827**	**107.6**

3-PT FG: 76ERS 764-2255 (.339), Noel 1-2 (.500), Landry 6-13 (.462), Thompson 149-392 (.380), Wood 4-11 (.364), Canaan 176-485 (.363), Covington 170-482 (.353), McConnell 31-89 (.348), Smith 46-137 (.336), Marshall 16-49 (.327), Stauskas 106-325 (.326), Pressey 4-13 (.308), Grant 35-146 (.240), Weems 2-9 (.222), Holmes 8-44 (.182), Sampson 6-34 (.176), Wroten 3-17 (.176), Okafor 1-6 (.167), Brand 0-1 (.000). OPPONENTS: 638-1776 (.359).

2015-2016 GAME-BY-GAME RESULTS

DATE	W/L	PHI	OPP	TEAM
Oct 28	L	95	112	at Boston
Oct 30	L	71	99	UTAH
Nov 2	L	100	107	CLEVELAND
Nov 4	L	87	91	at Milwaukee
Nov 6	L	102	108	at Cleveland
Nov 7	L	97	105	ORLANDO
Nov 9	L	88	111	CHICAGO
Nov 11	L	103	119	TORONTO
Nov 13	L	85	102	at Oklahoma City
Nov 14	L	83	92	at San Antonio
Nov 16	L	86	92	DALLAS
Nov 18	L	85	112	INDIANA
Nov 20	L	88	113	at Charlotte
Nov 21	L	91	96	at Miami
Nov 23	L	95	100	at Minnesota
Nov 25	L	80	84	at Boston
Nov 27	L	114	116	at Houston
Nov 29	L	84	92	at Memphis
Dec 1	W	103	91	L.A. LAKERS
Dec 2	L	87	99	at New York
Dec 5	L	105	108	DENVER
Dec 7	L	68	119	SAN ANTONIO
Dec 10	L	91	100	at Brooklyn
Dec 11	L	95	107	DETROIT
Dec 13	L	76	96	at Toronto
Dec 14	L	96	115	at Chicago
Dec 16	L	106	127	at Atlanta
Dec 18	L	97	107	NEW YORK
Dec 20	L	86	108	at Cleveland
Dec 22	L	90	104	MEMPHIS
Dec 23	L	100	113	at Milwaukee
Dec 26	W	111	104	at Phoenix
Dec 28	L	91	95	at Utah
Dec 30	W	110	105	at Sacramento
Jan 1	L	84	93	at L.A. Lakers
Jan 2	L	99	130	at L.A. Clippers
Jan 4	W	109	99	MINNESOTA
Jan 7	L	98	126	ATLANTA
Jan 9	L	95	108	TORONTO
Jan 10	L	85	95	CLEVELAND
Jan 14	L	111	115	*CHICAGO
Jan 16	W	114	89	PORTLAND
Jan 18	L	113	119	*at New York
Jan 20	W	96	87	at Orlando
Jan 24	L	92	112	BOSTON
Jan 26	W	113	103	PHOENIX
Jan 27	L	97	110	at Detoit
Jan 30	L	105	108	GOLDEN STATE
Feb 3	L	86	124	at Atlanta
Feb 5	L	94	106	at Washington
Feb 6	W	103	98	BROOKLYN
Feb 8	L	92	98	*L.A. CLIPPERS
Feb 10	L	110	114	SACRAMENTO
Feb 19	L	114	121	at New Orleans
Feb 21	L	103	129	at Dallas
Feb 23	L	115	124	ORLANDO
Feb 24	L	91	111	at Detroit
Feb 26	L	94	103	WASHINGTON
Feb 28	L	116	130	at Orlando
Feb 29	L	108	116	at Washington
Mar 2	L	99	119	CHARLOTTE
Mar 4	L	102	112	MIAMI
Mar 6	L	98	103	at Miami
Mar 9	L	104	118	HOUSTON
Mar 11	W	95	89	BROOKLYN
Mar 12	L	111	125	DETROIT
Mar 15	L	114	131	at Brooklyn
Mar 17	L	94	99	WASHINGTON
Mar 18	L	97	111	OKLAHOMA CITY
Mar 20	L	105	120	BOSTON
Mar 21	L	75	91	at Indiana
Mar 23	L	103	104	at Denver
Mar 26	L	105	108	at Portland
Mar 27	L	105	117	at Golden State
Mar 29	L	85	100	CHARLOTTE
Apr 1	L	91	100	at Charlotte
Apr 2	L	102	115	INDIANA
Apr 5	W	107	93	NEW ORLEANS
Apr 8	L	102	109	NEW YORK
Apr 10	L	108	109	*MILWAUKEE
Apr 12	L	98	122	at Toronto
Apr 13	L	105	115	at Chicago

** denotes overtime*

YEAR-BY-YEAR

2016-2017 SEASON STATISTICS

RECORD: 28-54 (.341) **HOME: 17-24** **AWAY: 11-30** **4TH ATLANTIC DIVISION**

PLAYER	G-GS	MIN	FG-FGA	PCT	FT-FTA	PCT	OFF	DEF	TOT	AST	PF-DQ	STL	TO	BLK	PTS	AVG
Embiid	31-31	786	200-429	.466	191-244	.783	61	182	243	66	112-2	27	117	76	627	20.2
Ilyasova	53-40	1447	285-648	.440	109-142	.768	71	243	314	97	133-2	33	78	14	786	14.8
Covington	67-67	2119	292-732	.399	143-174	.822	92	344	436	102	203-2	127	131	69	864	12.9
Saric	81-36	2129	381-927	.411	172-220	.782	112	401	513	182	162-1	57	183	30	1040	12.8
Okafor	50-33	1134	242-471	.514	106-158	.671	81	159	240	58	122-1	20	91	49	590	11.8
Bayless	3-1	71	11-32	.344	9-10	.900	3	9	12	13	4-0	0	9	0	33	11.0
Poythress	6-1	157	25-54	.463	8-10	.800	11	18	29	5	14-0	3	3	2	64	10.7
Holmes	57-17	1193	230-412	.558	72-103	.699	94	217	311	58	136-1	42	55	55	559	9.8
Stauskas	80-27	2188	251-634	.396	122-150	.813	21	205	226	188	144-0	45	128	32	756	9.5
Henderson	72-41	1667	234-553	.423	133-165	.806	34	151	185	112	129-0	40	62	15	662	9.2
Noel	29-7	564	107-175	.611	43-63	.683	46	98	144	30	71-0	43	29	26	257	8.9
Long	18-0	234	61-109	.560	19-35	.543	41	44	85	13	49-0	9	13	9	148	8.2
Grant	2-0	41	6-17	.353	4-8	.500	0	6	6	0	5-0	0	3	4	16	8.0
Rodriguez	68-30	1517	210-536	.392	18-27	.667	21	136	157	344	95-0	49	128	4	530	7.8
Anderson (TOT)	75-10	1227	186-439	.424	102-129	.791	69	176	245	66	109-0	41	66	23	532	7.1
Anderson (PHI)	24-8	518	75-162	.463	32-41	.780	30	66	96	34	45-0	13	26	7	203	8.5
McConnell	81-51	2133	236-512	.461	73-90	.811	39	212	251	534	139-0	134	159	10	556	6.9
Luwawu	69-19	1190	145-361	.402	105-123	.854	25	124	149	75	154-1	32	73	10	445	6.4
Thompson	31-1	561	66-159	.415	13-20	.650	15	69	84	26	55-0	14	9	6	171	5.5
Randle	8-0	74	12-26	.462	12-12	1.000	0	5	5	6	11-0	3	3	1	42	5.3
Splitter (TOT)	8-0	76	14-31	.452	9-11	.818	8	14	22	4	8-0	1	6	1	39	4.9
Splitter (PHI)	8-0	76	14-31	.452	9-11	.818	8	14	22	4	8-0	1	6	1	39	4.9
Harper	3-0	31	5-12	.417	0-0	---	2	3	5	2	2-0	0	4	0	12	4.0
76ERS	**82**	**19830**	**3088-6992**	**.442**	**1393-1806**	**.771**	**807**	**2706**	**3513**	**1949**	**1793-10**	**692**	**1366**	**420**	**8400**	**102.4**
OPPONENTS	**82**	**19830**	**3244-7043**	**.461**	**1650-2135**	**.773**	**886**	**2802**	**3688**	**1859**	**1610-6**	**704**	**1241**	**446**	**8867**	**108.1**

3-PT FG: 76ERS 831-2443 (.340), Embiid 36-98 (.500), Illyasova 107-298 (.359), Saric 106-341 (.311), Bayless 2-5 (.400), Poythress 6-19 (.316), Covington 137-412 (.333), McConnell 11-55 (.200), Holmes 27-77 (.351), Henderson 61-173 (.353), Stauskas 132-359 (.368), Long 7-19 (.368), Grant 0-2 (.000), Splitter 2-6 (.333), Harper 2-7 (.286), Randle 6-15 (.400), Anderson 58-194 (.299), Luwawu 50-161 (.311), Thompson 6-15 (.400), Rodriguez 92-252 (.365), Noel 0-1 (.000) OPPONENTS: 729--2044 (.357).

2016-2017 GAME-BY-GAME RESULTS

DATE	W/L	PHI	OPP	TEAM
Oct 26	L	97	103	OKC
Oct 29	L	72	104	ATLANTA
Nov 1	L	101	103	ORLANDO
Nov 2	L	93	109	at Charlotte
Nov 5	L	101	102	CLEVELAND
Nov 7	L	84	109	UTAH
Nov 9	L	115	122	*at Indiana
Nov 11	W	109	105	*INDIANA
Nov 12	L	96	117	at Atlanta
Nov 14	L	88	115	at Houston
Nov 16	W	109	102	WASHINGTON
Nov 17	L	86	110	@ Minnesota
Nov 19	W	120	105	PHOENIX
Nov 21	W	101	94	MIAMI
Nov 23	L	99	104	*MEMPHIS
Nov 25	L	89	105	CHICAGO
Nov 27	L	108	112	CLEVELAND
Nov 28	L	95	122	at Toronto
Dec 2	L	88	105	ORLANDO
Dec 3	L	106	107	BOSTON
Dec 5	L	98	106	DENVER
Dec 6	L	91	96	at Memphis
Dec 8	W	99	88	at New Orleans
Dec 11	W	97	79	at Detroit
Dec 14	L	114	123	TORONTO
Dec 16	L	89	100	L.A. LAKERS
Dec 18	W	108	107	BROOKLYN
Dec 20	L	93	108	NEW ORLEANS
Dec 23	L	116	123	at Phoenix
Dec 26	L	100	102	at Sacramento
Dec 29	L	83	100	at Utah
Dec 30	W	124	122	at Denver
Jan 3	W	93	91	MINNESOTA
Jan 6	L	106	110	at Boston
Jan 8	W	105	95	at Brooklyn
Jan 11	W	98	97	NEW YORK
Jan 13	W	102	93	CHARLOTTE
Jan 14	L	93	109	at Washington
Jan 16	W	113	104	at Milwaukee
Jan 18	W	94	89	TORONTO
Jan 20	W	93	92	PORTLAND
Jan 21	L	93	110	at Atlanta
Jan 24	W	121	110	L.A. CLIPPERS
Jan 25	W	114	109	at Milwaukee
Jan 27	L	118	123	HOUSTON
Jan 29	L	108	121	at Chicago
Jan 30	W	122	119	SACRAMENTO
Feb 1	L	95	113	at Dallas
Feb 2	L	86	102	at San Antonio
Feb 4	L	102	125	at Miami
Feb 6	L	96	113	at Detroit
Feb 8	L	103	111	SAN ANTONIO
Feb 9	W	112	111	at Orlando
Feb 11	W	117	109	MIAMI
Feb 13	W	105	99	at Charlotte
Feb 15	L	108	116	at Boston
Feb 24	W	120	112	WASHINGTON
Feb 26	L	109	110	at New York
Feb 27	L	108	119	GOLDEN STATE
Mar 1	L	98	125	at Miami
Mar 3	W	105	102	NEW YORK
Mar 4	L	106	136	DETROIT
Mar 6	L	98	112	MILWAUKEE
Mar 9	L	108	114	*at Portland
Mar 11	L	100	112	at L.A. Clippers
Mar 12	W	118	116	at L.A. Lakers
Mar 14	L	104	106	at Golden State
Mar 17	W	116	74	DALLAS
Mar 19	W	105	99	BOSTON
Mar 20	L	109	*112	at Orlando
Mar 22	L	97	122	at Oklahoma City
Mar 24	W	117	107	at Chicago
Mar 26	L	94	107	at Indiana
Mar 28	W	106	101	at Brooklyn
Mar 29	L	92	99	ATLANTA
Mar 31	L	105	122	at Cleveland
Apr 2	L	105	113	at Toronto
Apr 4	L	118	141	BROOKLYN
Apr 6	L	90	102	CHICAGO
Apr 8	L	82	90	MILWAUKEE
Apr 10	L	111	120	INDIANA
Apr 12	L	113	114	at New York

** denotes overtime*

2017-18 SEASON STATISTICS

RECORD: 52-30 (.634) **HOME: 30-11** **AWAY: 22-19** **3RD ATLANTIC DIVISION**

PLAYER	G-GS	MIN	FG-FGA	PCT	FT-FTA	PCT	OFF	DEF	TOT	AST	PF-DQ	STL	TO	BLK	PTS	AVG
Joel Embiid	63-63	1912	510-1056	0.483	359-467	0.769	143	547	690	199	209-1	40	234	111	1445	22.9
JJ Redick	70-70	2116	404-879	0.46	197-218	0.904	9	169	178	210	123-0	35	103	6	1198	17.1
Ben Simmons	81-81	2732	544-998	0.545	191-341	0.56	145	514	659	661	211-1	140	278	70	1279	15.8
Dario Šarić	78-73	2310	403-890	0.453	178-207	0.86	154	366	520	202	160-0	51	148	20	1141	14.6
Robert Covington	80-80	2531	345-836	0.413	116-136	0.853	55	378	433	156	238-1	137	126	72	1009	12.6
Marco Belinelli(*)	28-1	737	138-279	0.495	47-54	0.87	6	45	51	45	50-0	20	40	9	380	13.6
Marco Belinelli(!)	80-2	1947	337-764	0.441	148-163	0.908	20	131	151	148	91-0	66	94	12	971	12.1
Ersan Ilyasova(*)	23-3	554	93-212	0.439	33-45	0.733	44	110	154	39	65-1	17	29	9	249	10.8
Ersan Ilyasova(!)	69-43	1730	277-613	0.452	105-135	0.778	118	287	405	90	157-1	61	72	26	750	10.9
Jerryd Bayless	39-11	925	109-262	0.416	35--44	0.795	15	65	80	54	91-0	23	46	6	307	7.9
Markelle Fultz	14-0	253	45-111	0.405	10-21	0.476	11	32	43	53	22-0	12	17	4	100	7.1
Richaun Holmes	48-2	746	135-241	0.56	37-56	0.661	57	154	211	61	97-3	20	25	29	311	6.5
T.J. McConnell	76-1	1706	210-421	0.499	31-39	0.795	37	189	226	303	122-0	92	112	13	478	6.3
Justin Anderson	38-0	519	87-202	0.431	28-38	0.737	25	68	93	25	54-0	15	16	7	236	6.2
Timothe Luwawu-Cabarrot	52-7	807	100-267	0.375	46-58	0.793	14	58	72	54	97-0	12	38	5	299	5.8
Jahlil Okafor(>)	2-0	25	4-9	0.444	2-4	0.5	4	5	9	1	7-0	0	3	2	10	5
Trevor Booker(>)	33-0	494	61-109	0.56	32-39	0.821	47	75	122	27	50-1	16	20	11	156	4.7
Amir Johnson	74-18	1170	140-260	0.538	52-85	0.612	123	207	330	118	192-1	45	55	44	342	4.6
James Young	6-0	61	5-14	0.357	4-6	0.667	0	2	2	2	4-0	0	1	0	17	2.8
James McAdoo	3-0	18	2-7	0.286	2-2	1	0	2	2	0	1-0	0	1	1	8	2.7
Furkan Korkmaz	14-0	80	8-28	0.286	2-4	0.5	2	9	11	4	12-0	2	2	1	23	1.6
Demetrius Jackson(*)	3-0	17	3-4	0.75	1-2	0.5	1	0	1	4	1-0	1	1	0	8	2.7
Demetrius Jackson(!)	15-0	80	7-18	0.389	1-2	0.5	5	7	12	9	7-0	5	10	1	16	1.1
Larry Drew II(>)	3-0	15	1-7	0.143	0-0	---	1	0	1	2	2-0	0	1	0	2	0.7
Jacob Pullen	3-0	6	1-2	0.5	0-0	---	0	0	0	0	0-0	0	1	0	2	0.7
Nik Stauskas(>)	6-0	45	1-4	0.25	2-2	1	0	1	1	1	3-0	4	4	0	4	0.7
76ERS	**82**	**19780**	**3349-7098**	**0.472**	**1405-1868**	**0.752**	**893**	**2996**	**3889**	**2221-1811**	**9**	**682**	**1353**	**420**	**9004**	**109.8**
OPPONENTS	**82**	**19780**	**3120-7185**	**0.434**	**1566-2102**	**0.745**	**818**	**2641**	**3459**	**1782-1670**	**15**	**697**	**1173**	**417**	**8635**	**105.3**

3-pt. FG: Philadelphia 901-2445 (.369), Embiid 66-214 (.308); Redick 193-460 (.420); Simmons 0-11 (.000); Saric 157-399 (.393); Covington 203-550 (.369); Fultz 0-1 (.000), Belinelli(*) 57-148 (.385); Belinelli(!) 149-395 (.377); Ilyasova(*) 30-83 (.361); Ilyasova(!) 91-253 (.360); Holmes 4-31 (.129), Bayless 54-146 (.370); McConnell 27-62 (.435); Anderson 34-103 (.330); Luwawu-Cabarrot 53-158 (.335); Booker(>) 2-7 (.286), Bayless 54-146 (.370); McConnell 27-62 (.435); Anderson 34-103 (.330); Luwawu-Cabarrot 53-158 (.335); Booker(>) 2-7 (.286), Drew(>) 0-3 (.000); Pullen 0-1 (.000); Stauskas(>) 0-1 (.000); Opponents 829-2427 (.342)

2017-18 GAME-BY-GAME RESULTS

DATE	W/L	PHI	OPP	TEAM
Oct 18	L	115	120	at Washington
Oct 20	L	92	102	BOSTON
Oct 21	L	94	128	at Toronto
Oct 23	W	97	86	at Detroit
Oct 25	L	104	105	HOUSTON
Oct 28	W	112	110	at Dallas
Oct 30	W	115	107	at Houston
Nov 1	W	119	109	ATLANTA
Nov 3	W	121	110	INDIANA
Nov 7	W	104	97	at Utah
Nov 9	L	108	109	at Sacramento
Nov 11	L	114	135	at Golden State
Nov 13	W	109	105	at L.A. Clippers
Nov 15	W	115	109	at L.A. Lakers
Nov 18	L	116	124	GOLDEN STATE
Nov 20	W	107	86	UTAH
Nov 22	W	101	81	PORTLAND
Nov 25	W	130	111	ORLANDO
Nov 27	L	91	113	CLEVELAND
Nov 29	W	118	113	WASHINGTON
Nov 30	L	97	108	at Boston
Dec 2	W	108	103	DETROIT
Dec 4	L	101	115	PHOENIX
Dec 7	L	104	107	L.A. LAKERS
Dec 9	L	98	105	at Cleveland
Dec 10	L	124	131	at New Orleans
Dec 12	W	118	112	*at Minnesota
Dec 15	L	117	119	***OKLAHOMA CITY
Dec 18	L	115	117	at Chicago
Dec 19	L	95	101	SACRAMENTO
Dec 21	L	109	114	TORONTO
Dec 23	L	86	102	at Toronto
Dec 25	W	105	98	at New York
Dec 28	L	110	114	at Portland
Dec 30	W	107	102	at Denver
Dec 31	W	123	110	at Phoenix
Jan 3	W	112	106	SAN ANTONIO
Jan 5	W	114	78	DETROIT
Jan 11	L	103	114	BOSTON
Jan 15	W	117	111	TORONTO
Jan 18	W	89	80	at Boston
Jan 20	W	116	94	MILWAUKEE
Jan 22	L	101	105	at Memphis
Jan 24	W	115	101	CHICAGO
Jan 26	W	97	78	at San Antonio
Jan 28	L	112	122	at Oklahoma City
Jan 29	L	95	107	at Milwaukee
Jan 31	L	108	116	at Brooklyn
Feb 2	W	103	97	MIAMI
Feb 3	L	92	100	at Indiana
Feb 6	W	115	102	WASHINGTON
Feb 9	W	100	82	NEW ORLEANS
Feb 10	W	112	98	L.A. CLIPPERS
Feb 12	W	108	92	NEW YORK
Feb 14	W	104	102	MIAMI
Feb 22	W	116	115	at Chicago
Feb 24	W	116	105	ORLANDO
Feb 25	L	94	109	at Washington
Feb 27	L	101	102	at Miami
Mar 1	W	108	97	at Cleveland
Mar 2	W	110	99	CHARLOTTE
Mar 4	L	110	118	at Milwaukee
Mar 6	W	128	114	at Charlotte
Mar 8	L	99	108	at Miami
Mar 11	W	120	97	at Brooklyn
Mar 13	L	98	101	INDIANA
Mar 15	W	118	110	at New York
Mar 16	W	120	116	BROOKLYN
Mon 19	W	108	94	CHARLOTTE
Mar 21	W	119	105	MEMPHIS
Mar 22	W	118	98	at Orlando
Mar 24	W	120	108	MINNESOTA
Mar 26	W	123	104	DENVER
Mar 28	W	118	101	NEW YORK
Mar 30	W	101	91	at Atlanta
Apr 1	W	119	102	at Charlotte
Apr 3	W	121	95	BROOKLYN
Apr 4	W	115	108	at Detroit
Apr 6	W	132	130	CLEVELAND
Apr 8	W	109	97	DALLAS
Apr 10	W	121	113	at Atlanta
Apr 11	W	130	95	MILWAUKEE

** denotes overtime*
**** denotes triple overtime*

>> Back to Table of Contents

ALL-TIME ROSTER

ALL-TIME ROSTER

PLEASE NOTE THE FOLLOWING:

* Denotes that a player played for more than one team during that particular season and the team-by-team breakdown was not available. Each respective stat line is reflective of the entire season's statistics, which also affects the player's total stat lines.

(n) Denotes years played in the NBL with Syracuse, before the Nationals joined the NBA in 1949-50. NBL statistics are factored in to individual NBA totals, but do not affect team statistics/records.

ABDELNABY, ALAA — Duke — #55 — HT: 6-10 — WT: 240

Birthdate: June 24, 1968 — Drafted: 1990, 1st round (25th overall) by Portland

	G	GS	MIN	FG	FGA	PCT	FT	FTA	PCT	OFF	DEF	TOT	A	PF	D	ST	TO	BS	PTS	AVG
1994-95	3	0	30	1	11	.091	0	0	---	3	5	8	0	2	0	0	5	0	2	0.7

ABLE, FOREST — Western Kentucky; Louisville — HT: 6-3 — WT: 180

Birthdate: July 27, 1932 — Drafted: 1956, Syracuse

	G	GS	MIN	FG	FGA	PCT	FT	FTA	PCT	OFF	DEF	TOT	A	PF	D	ST	TO	BS	PTS	AVG
1956-57	1	—	1	0	2	.000	0	0	---	—	—	1	1	1	0	—	—	—	0	0.0

ALDEMIR, FURKAN — Turkey — #19 — HT: 6-10 — WT: 240

Birthdate: Aug. 9, 1991 — Drafted: 2012, 2nd round (53rd overall) by L.A. Clippers

	G	GS	MIN	FG	FGA	PCT	FT	FTA	PCT	OFF	DEF	TOT	A	PF	D	ST	TO	BS	PTS	AVG
2014-15	41	9	540	40	78	.513	13	27	.481	78	98	176	28	96	1	17	17	16	93	2.3

3-PT. FG: 2014-15, 0-5 (.000)

ALLEN, LAVOY — TEMPLE — #50 — HT: 6-9 — WT: 255

Birthdate: Feb. 4, 1989 — Drafted: 2011, 2nd Round (50th overall) by 76ers

	G	GS	MIN	FG	FGA	PCT	FT	FTA	PCT	OFF	DEF	TOT	A	PF	D	ST	TO	BS	PTS	AVG
2011-12	41	15	624	79	167	.473	11	14	.786	47	124	171	34	73	0	13	20	18	169	4.1
2012-13	79	37	1669	206	454	.454	43	60	.717	159	236	395	73	180	1	24	55	55	455	5.8
2013-14	51	2	960	117	266	.440	27	40	.675	106	171	277	65	115	1	22	40	27	263	5.2
TOTALS	**171**	**54**	**3253**	**402**	**887**	**.453**	**81**	**114**	**.711**	**312**	**531**	**843**	**172**	**59**	**2**	**100**	**115**	**368**	**887**	**5.2**

3-PT. FG: 2012-13: 0-1 (.000); 2013-14, 2-13 (.154)

PLAYOFFS

	G	GS	MIN	FG	FGA	PCT	FT	FTA	PCT	OFF	DEF	TOT	A	PF	D	ST	TO	BS	PTS	AVG
2011-12	12	1	236	34	61	.557	7	12	.583	21	38	59	3	30	0	10	5	11	75	6.3

ALSTON, DERRICK — Duquesne — #21 — HT: 6-11 — WT: 225

Birthdate: Aug. 20, 1972 — Drafted: 1994, 2nd Round (33rd overall) by 76ers

	G	GS	MIN	FG	FGA	PCT	FT	FTA	PCT	OFF	DEF	TOT	A	PF	D	ST	TO	BS	PTS	AVG
1994-95	64	1	1032	120	258	.465	59	120	.492	98	121	219	33	107	1	39	53	35	299	4.7
1995-96	73	41	1614	198	387	.512	55	112	.491	127	175	302	61	191	1	56	59	52	452	6.2
TOTALS	**137**	**42**	**1746**	**318**	**645**	**.493**	**114**	**232**	**.491**	**225**	**296**	**521**	**94**	**298**	**2**	**95**	**112**	**87**	**751**	**5.5**

3-PT. FG: 1994-95, 0-4 (.000); 1995-96 1-3 (.333); TOTALS, 1-7 (.143)

AMUNDSON, LOUIS — UNLV — #20 — HT: 6-9 — WT: 225

Birthdate: Dec. 7, 1982 — Drafted: Undrafted

	G	GS	MIN	FG	FGA	PCT	FT	FTA	PCT	OFF	DEF	TOT	A	PF	D	ST	TO	BS	PTS	AVG
1994-95	64	1	1032	120	258	.465	59	120	.492	98	121	219	33	107	1	39	53	35	299	4.7
1995-96	73	41	1614	198	387	.512	55	112	.491	127	175	302	61	191	1	56	59	52	452	6.2
TOTALS	**137**	**42**	**1746**	**318**	**645**	**.493**	**114**	**232**	**.491**	**225**	**296**	**521**	**94**	**298**	**2**	**95**	**112**	**87**	**751**	**5.5**

3-PT. FG: 1994-95, 0-4 (.000); 1995-96 1-3 (.333); TOTALS, 1-7 (.143)

ANDERSON, CLIFF — St. Joseph's — #26 — HT: 6-5 — WT: 200

Birthdate: Sept. 7, 1944 — Drafted: 1967, 4th round (35th overall) by L.A. Lakers

	G	GS	MIN	FG	FGA	PCT	FT	FTA	PCT	OFF	DEF	TOT	A	PF	D	ST	TO	BS	PTS	AVG
2013-14	80	62	2309	309	717	.431	77	106	.726	59	241	300	149	154	0	74	106	28	810	10.1

3-PT. FG: 2013-14, 115-351 (.328)

ANDERSON, JAMES — Oklahoma State — #9 — HT: 6-6 — WT: 215

Birthdate: Mar. 25, 1989 — Drafted: 2010, 1st round (20th overall) by San Antonio

	G	GS	MIN	FG	FGA	PCT	FT	FTA	PCT	OFF	DEF	TOT	A	PF	D	ST	TO	BS	PTS	AVG
2013-14	80	62	2309	309	717	.431	77	106	.726	59	241	300	149	154	0	74	106	28	810	10.1

3-PT. FG: 2013-14, 115-351 (.328)

ANDERSON, JUSTIN — Virginia — #23, #1 — HT: 6-6 — WT: 230

Birthdate: Nov. 19, 1993 — Drafted: 2015, 1st round (21st overall) by Dallas

	G	GS	MIN	FG	FGA	PCT	FT	FTA	PCT	OFF	DEF	TOT	A	PF	D	ST	TO	BS	PTS	AVG
2016-17	24	8	517	75	162	.463	32	41	.780	30	66	96	34	45	0	13	26	7	203	8.5
2017-18	38	0	519	87	202	.431	28	38	.737	25	68	93	25	54	0	15	16	7	236	6.2

TOTALS	**62**	**8**	**1037**	**162**	**364**	**.445**	**60**	**79**	**.759**	**55**	**134**	**189**	**59**	**99**	**0**	**28**	**42**	**14**	**439**	**7.1**

3-PT FG: 2016-17, 21-72 (.292); 2017-18, 34-103 (.330)

PLAYOFFS

	G	GS	MIN	FG	FGA	PCT	FT	FTA	PCT	OFF	DEF	TOT	A	PF	D	ST	TO	BS	PTS	AVG
2017-18	7	0	33	3	8	0.375	0	0	.000	1	8	9	0	8	0	1	2	0	8	1.1

3-PT FG: 2017-18, 2-7 (.286)

ANDERSON, MITCHELL — **Bradley** — **#7** — **HT: 6-7** — **WT: 195**

Birthdate: Sept. 23, 1960 — **Drafted: 1982, 2nd round (36th overall) by 76ers**

	G	GS	MIN	FG	FGA	PCT	FT	FTA	PCT	OFF	DEF	TOT	A	PF	D	ST	TO	BS	PTS	AVG
1982-83	13	0	48	8	22	.364	1	3	.333	4	8	12	1	6	0	1	5	0	17	1.3

3-PT. FG: 1982-83, 0-1 (.000); TOTALS, 0-1 (.000)

ANDERSON, RON — **Fresno State** — **#20** — **HT: 6-7** — **WT: 215**

Birthdate: Oct. 15, 1958 — **Drafted: 1984, 2nd round (27th overall) by Cleveland**

	G	GS	MIN	FG	FGA	PCT	FT	FTA	PCT	OFF	DEF	TOT	A	PF	D	ST	TO	BS	PTS	AVG
1988-89	82	12	2618	566	1152	.491	196	229	.856	167	239	406	139	166	1	71	126	23	1330	16.2
1989-90	78	3	2089	379	841	.451	165	197	.838	81	214	295	143	143	0	72	78	13	926	11.9
1990-91	82	13	2340	512	1055	.485	165	198	.833	103	264	367	115	163	1	65	100	13	1198	14.6
1991-92	82	11	2432	469	1008	.465	143	163	.877	96	182	278	135	128	0	86	109	11	1123	13.7
1992-93	69	0	1263	225	544	.414	72	89	.809	62	122	184	93	75	0	31	63	5	561	8.1
TOTALS	**393**	**39**	**10742**	**2151**	**4600**	**.468**	**741**	**876**	**.846**	**509**	**1021**	**1530**	**625**	**675**	**2**	**325**	**476**	**65**	**5138**	**13.1**

3-PT. FG: 1988-89, 2-11 (.182); 1989-90, 3-21 (.143); 1990-91, 9-43 (.209); 1991-92, 42-127 (.331); 1992-93, 39-120 (.325); TOTALS, 95-322, (.295)

PLAYOFFS

	G	GS	MIN	FG	FGA	PCT	FT	FTA	PCT	OFF	DEF	TOT	A	PF	D	ST	TO	BS	PTS	AVG
1988-89	3	—	109	29	51	.569	4	5	.800	7	9	16	13	10	0	1	2	2	62	20.7
1989-90	10	—	256	40	93	.430	29	30	.967	6	31	37	14	22	0	4	15	0	112	11.2
1990-91	8	—	223	35	88	.398	17	19	.895	9	12	21	19	24	0	6	12	0	88	11.0
TOTALS	**21**	**—**	**588**	**104**	**232**	**.448**	**50**	**54**	**.926**	**22**	**52**	**74**	**46**	**56**	**0**	**11**	**29**	**2**	**262**	**12.5**

3-PT. FG: 1988-89, 0-1 (.000); 1989-90, 3-5 (.600); 1990-91, 1-5 (.200); TOTALS, 4-11, (.364)

ANSLEY, MICHAEL — **Alabama** — **#45** — **HT: 6-7** — **WT: 225**

Birthdate: Feb. 8, 1967 — **Drafted: 1989, 2nd round (37th overall) by Orlando**

	G	GS	MIN	FG	FGA	PCT	FT	FTA	PCT	OFF	DEF	TOT	A	PF	D	ST	TO	BS	PTS	AVG
1991-92	8	0	32	5	11	.455	5	6	.833	2	2	4	2	6	0	0	3	0	15	1.9

ASKEW, VINCENT — **Memphis State** — **#30** — **HT: 6-6** — **WT: 235**

Birthdate: Feb. 28, 1966 — **Drafted: 1987, 2nd Round (39th overall) by 76ers**

	G	GS	MIN	FG	FGA	PCT	FT	FTA	PCT	OFF	DEF	TOT	A	PF	D	ST	TO	BS	PTS	AVG
1987-88	14	2	234	22	74	.297	8	11	.727	6	16	22	33	12	0	10	12	6	52	3.7

AUSTIN, ISAAC — **Arizona State** — **#50** — **HT: 6-10** — **WT: 290**

Birthdate: Aug. 18, 1969 — **Drafted: 1991, 2nd round (48th pick) by Utah**

	G	GS	MIN	FG	FGA	PCT	FT	FTA	PCT	OFF	DEF	TOT	A	PF	D	ST	TO	BS	PTS	AVG
1993-94	14	0	201	29	66	.439	14	23	.609	25	44	69	17	29	0	5	17	10	72	5.1

AWTREY, DENNIS — **Santa Clara** — **#20** — **HT: 6-10** — **WT: 250**

Birthdate: Feb. 22, 1948 — **Drafted: 1970, 3rd round (46th overall) by 76ers**

	G	GS	MIN	FG	FGA	PCT	FT	FTA	PCT	OFF	DEF	TOT	A	PF	D	ST	TO	BS	PTS	AVG
1970-71	70	38	1292	200	421	.475	104	157	.662	—	—	430	89	211	7	—	—	—	504	7.2
1971-72	58	7	794	98	222	.441	49	76	.645	—	—	248	51	141	3	—	—	—	245	4.2
1972-73	3	2	37	3	7	.429	1	4	.250	—	—	14	2	8	0	—	—	—	7	2.3
TOTALS	**131**	**47**	**2123**	**301**	**650**	**.463**	**154**	**237**	**.650**	**—**	**—**	**692**	**142**	**360**	**10**	**—**	**—**	**—**	**756**	**6.0**

PLAYOFFS

	G	GS	MIN	FG	FGA	PCT	FT	FTA	PCT	OFF	DEF	TOT	A	PF	D	ST	TO	BS	PTS	AVG
1970-71	7	—	144	21	36	.583	11	15	.733	—	—	27	5	25	—	—	—	—	53	7.6

BANTOM, MIKE — **St. Joseph's** — **#42** — **HT: 6-9** — **WT:200**

Birthdate: Dec. 3, 1951 — **Drafted: 1973, 1st round (8th overall) by Phoenix**

	G	GS	MIN	FG	FGA	PCT	FT	FTA	PCT	OFF	DEF	TOT	A	PF	D	ST	TO	BS	PTS	AVG
1981-82	43	1	979	156	306	.510	67	114	.588	87	139	226	46	133	0	25	64	37	380	8.8

3-PT. FG: 1981-82, 1-3 (.333); TOTALS, 1-3 (.333)

PLAYOFFS

	G	GS	MIN	FG	FGA	PCT	FT	FTA	PCT	OFF	DEF	TOT	A	PF	D	ST	TO	BS	PTS	AVG
1981-82	21	—	399	36	91	.396	19	42	.452	39	38	77	24	60	1	15	24	9	91	4.3

BARKLEY, CHARLES — **Auburn** — **#34 and #32** — **HT: 6-5** — **WT:250**

Birthdate: Feb. 20, 1963 — **Drafted: 1984, 1st round (5th overall) by 76ers**

ALL-TIME ROSTER

	G	GS	MIN	FG	FGA	PCT	FT	FTA	PCT	OFF	DEF	TOT	A	PF	D	ST	TO	BS	PTS	AVG
1984-85	82	60	2347	427	783	.545	293	400	.733	266	437	703	155	301	5	95	209	80	1148	14.0
1985-86	80	80	2952	595	1041	.572	396	578	.685	354	672	1026	312	333	8	173	350	125	1603	20.0
1986-87	68	62	2740	557	937	.594	429	564	.761	390	604	994	331	252	5	119	322	104	1564	23.0
1987-88	80	80	3170	753	1283	.587	714	951	.751	385	566	951	254	278	6	100	304	103	2264	28.3
1988-89	79	79	3088	700	1208	.579	602	799	.753	403	583	986	325	262	3	126	254	67	2037	25.8
1989-90	79	79	3085	706	1177	.600	557	744	.749	361	548	909	307	250	2	148	243	50	1989	25.2
1990-91	67	67	2498	665	1167	.570	475	658	.722	258	422	680	284	173	2	110	210	33	1849	27.6
1991-92	75	75	2881	622	1126	.552	454	653	.695	271	559	830	308	196	2	136	235	44	1730	23.1
TOTALS	**610**	**582**	**22761**	**5025**	**8722**	**.576**	**3920**	**5347**	**.733**	**2688**	**4391**	**7079**	**2276**	**2045**	**33**	**1007**	**2127**	**606**	**14184**	**23.3**

3-PT. FG: 1984-85, 1-6 (.167); 1985-86, 17-75 (.227); 1986-87, 21-104 (.202); 1987-88, 44-157 (.280); 1988-89, 35-162 (.216); 1989-90, 20-92 (.217); 1990-91, 44-155 (.283); 1991-92, 32-137 (.234); TOTALS, 214-888, (.241)

PLAYOFFS

	G	GS	MIN	FG	FGA	PCT	FT	FTA	PCT	OFF	DEF	TOT	A	PF	D	ST	TO	BS	PTS	AVG
1984-85	13	—	408	75	139	.540	40	63	.635	52	92	144	26	49	0	23	35	15	194	14.9
1985-86	12	—	497	104	180	.578	91	131	.695	60	129	189	67	52	2	27	65	15	300	25.0
1986-87	5	—	210	43	75	.573	36	45	.800	27	36	63	12	21	0	4	22	8	123	24.6
1988-89	3	—	135	29	45	.644	22	31	.710	8	27	35	16	9	0	5	11	2	81	27.0
1989-90	10	—	419	88	162	.543	65	108	.602	66	89	155	43	36	0	8	30	7	247	24.7
1990-91	8	—	326	74	125	.592	49	75	.653	31	53	84	48	23	0	15	25	3	199	24.9
TOTALS	**51**	**—**	**1995**	**413**	**726**	**.569**	**303**	**453**	**.669**	**244**	**426**	**670**	**212**	**190**	**2**	**82**	**188**	**50**	**1144**	**22.4**

3-PT. FG: 1984-85, 4-6 (.667); 1985-86, 1-15 (.067); 1986-87, 1-8 (.125); 1988-89, 1-5 (.200); 1989-90, 6-18 (.333); 1990-91, 2-20 (.100); **TOTALS, 15-72 (.208)**

ALL-STAR GAME

	G	GS	MIN	FG	FGA	PCT	FT	FTA	PCT	OFF	DEF	TOT	A	PF	D	ST	TO	BS	PTS	AVG
1987	1	0	16	2	6	.333	3	6	.500	1	3	4	1	2	0	1	0	0	7	—
1988	1	0	15	1	4	.250	2	2	1.000	1	2	3	0	2	0	1	3	1	4	—
1989	1	1	20	6	11	.545	5	8	.625	3	2	5	0	0	0	2	1	1	17	—
1990	1	1	22	7	12	.583	2	3	.667	2	2	4	0	1	0	1	2	1	17	—
1991	1	1	35	7	15	.467	3	6	.500	8	14	22	4	5	0	1	3	1	17	—
1992	1	1	28	6	14	.429	0	0	---	2	7	9	1	3	0	6	3	0	12	—
TOTALS	**6**	**4**	**136**	**29**	**62**	**.468**	**15**	**25**	**.60 0**	**17**	**30**	**47**	**6**	**13**	**0**	**12**	**12**	**4**	**74**	

12.33-PT. FG: 1987, 0-2 (.000); 1988, 0-1 (.000); 1990, 1-1 (.000); TOTALS, 1-4 (.250)

BARNES, MATT — **UCLA** — **#21** — **HT: 6-7** — **WT: 225**

Birthdate: Mar. 9, 1980 — **Drafted: 2002, 2nd round (46th overall) by Memphis**

	G	GS	MIN	FG	FGA	PCT	FT	FTA	PCT	OFF	DEF	TOT	A	PF	D	ST	TO	BS	PTS	
AVG2004-05	DID NOT APPEAR IN ANY GAMES AFTER BEING ACQUIRED VIA TRADE																			
2005-06	50	0	538	59	110	.536	29	43	.674	41	56	97	22	92	2	16	24	7	149	3.0

3-PT. FG: 2005-06, 2-11 (.182)

BARNETT, DICK — **Tennessee State** — **HT: 6-4** — **WT: 190**

Birthdate: Oct. 2, 1936 — **Drafted: 1959, by Syracuse**

	G	GS	MIN	FG	FGA	PCT	FT	FTA	PCT	OFF	DEF	TOT	A	PF	D	ST	TO	BS	PTS	AVG
1959-60	57	—	1235	289	701	.412	128	180	.711	—	—	155	160	98	0	—	—	—	706	12.4
1960-61	78	—	2070	540	1194	.452	240	337	.712	—	—	283	218	169	0	—	—	—	1320	16.9
TOTALS	135	—	3305	829	1895	.437	368	517	.712	—	—	438	378	267	0	—	—	—	2026	15.0

PLAYOFFS

	G	GS	MIN	FG	FGA	PCT	FT	FTA	PCT	OFF	DEF	TOT	A	PF	D	ST	TO	BS	PTS	AVG
1959-60	3	—	64	12	38	.316	6	7	.857	—	—	14	4	4	0	—	—	—	30	10.0
1960-61	8	—	222	49	112	.438	26	36	.722	—	—	36	12	25	0	—	—	—	124	15.5
TOTALS	**11**	**—**	**286**	**61**	**150**	**.407**	**32**	**43**	**.744**	**—**	**—**	**50**	**16**	**29**	**0**	**—**	**—**	**—**	**154**	**14.0**

BARNETT, JIM — **Oregon** — **#33** — **HT: 6-4** — **WT: 180**

Birthdate: July 7, 1944 — **Drafted: 1966, 1st round (8th overall) by Boston**

	G	GS	MIN	FG	FGA	PCT	FT	FTA	PCT	OFF	DEF	TOT	A	PF	D	ST	TO	BS	PTS	AVG
1976-77	16	0	231	28	64	.438	10	18	.556	7	7	14	23	28	0	4	—	0	66	4.1

BARROS, DANA — **Boston College** — **#3** — **HT: 5-11** — **WT:165**

Birthdate: Apr. 13, 1967 — **Drafted: 1989, 1st round (16th overall) by Seattle**

	G	GS	MIN	FG	FGA	PCT	FT	FTA	PCT	OFF	DEF	TOT	A	PF	D	ST	TO	BS	PTS	AVG
1993-94	81	70	2519	412	878	.469	116	145	.800	28	168	196	424	96	0	107	167	5	1075	13.3
1994-95	82	82	3318	571	1165	.490	347	386	.899	27	247	274	619	159	1	149	242	4	1686	20.6
TOTALS	**163**	**152**	**5837**	**983**	**2043**	**.432**	**463**	**551**	**.840**	**55**	**415**	**470**	**1043**	**255**	**1**	**256**	**409**	**9**	**2761**	**16.9**

3-PT. FG: 1993-94, 135-354 (.381); 1994-95, 197-425 (.464); TOTALS, 332-779 (.426)

ALL-STAR GAME

	G	GS	MIN	FG	FGA	PCT	FT	FTA	PCT	OFF	DEF	TOT	A	PF	D	ST	TO	BS	PTS	AVG
1995	1	0	11	2	5	.400	0	0	---	0	1	1	3	0	0	0	0	0	5	5.0

3-PT FG: 1995, 1-3 (.333)

BASKERVILLE, JERRY — **Temple** — **#24** — **HT: 6-7** — **WT: 190**

Birthdate: Nov. 10, 1951 Drafted: N/A

	G	GS	MIN	FG	FGA	PCT	FT	FTA	PCT	OFF	DEF	TOT	A	PF	D	ST	TO	BS	PTS	AVG
1975-76	21	0	105	8	26	.308	10	16	.625	13	15	28	3	32	0	6	—	5	26	1.2

BATTIE, TONY

Texas Tech #4 HT: 6-11 WT: 240

Birthdate: Feb. 11, 1976 Drafted: 1997, 1st round (5th overall) by Denver

	G	GS	MIN	FG	FGA	PCT	FT	FTA	PCT	OFF	DEF	TOT	A	PF	D	ST	TO	BS	PTS	AVG
2010-11	38	0	377	45	96	.469	8	14	.571	17	82	99	12	59	0	5	12	15	100	2.6
2011-12	27	11	295	19	51	.373	4	4	1.000	8	59	67	16	26	0	4	4	6	42	1.6
TOTALS	**65**	**11**	**672**	**64**	**147**	**.435**	**12**	**18**	**.667**	**25**	**141**	**166**	**28**	**85**	**0**	**9**	**16**	**21**	**142**	**2.2**

3-PT. FG: 2010-11, 2-3 (.667); 2011-12, 0-1 (.000); TOTALS, 2-4 (.500)

PLAYOFFS

	G	GS	MIN	FG	FGA	PCT	FT	FTA	PCT	OFF	DEF	TOT	A	PF	D	ST	TO	BS	PTS	AVG
2010-11	5	0	38	3	7	.429	1	2	.500	2	8	10	0	5	0	0	1	3	7	1.4
2011-12	DNP - COACH'S DECISION																			

BAYLESS, JERRYD

Arizona #0 HT: 6-3 WT: 200

Birthdate: Aug. 20, 1988 Drafted: 2008, 1st round (11th overall) by Indiana

	G	GS	MIN	FG	FGA	PCT	FT	FTA	PCT	OFF	DEF	TOT	A	PF	D	ST	TO	BS	PTS	AVG
2016-17	3	1	71	11	32	.344	9	10	.900	3	9	12	13	4	0	0	9	0	33	11.0
2017-18	39	11	924	109	262	.416	35	44	.795	15	65	80	54	91	0	23	46	6	307	7.9
TOTALS	**42**	**12**	**996**	**120**	**294**	**.408**	**44**	**54**	**.815**	**18**	**74**	**92**	**67**	**95**	**0**	**23**	**55**	**6**	**340**	**8.1**

3-PT FG: 2016-17, 2-5 (.400), 2017-18, 54-146 (.370); TOTALS, 56-151 (.371)

PLAYOFFS

	G	GS	MIN	FG	FGA	PCT	FT	FTA	PCT	OFF	DEF	TOT	A	PF	D	ST	TO	BS	PTS	AVG
2017-18	1	0	2	0	0	0.000	0	0	.000	0	0	0	0	0	0	0	0	0	0	0.0

3-PT FG:2017-18, 0-0 (.000)

BECK, ERNIE

Pennsylvania HT: 6-4 WT: 190

Birthdate: Dec. 11, 1931 Drafted: 1953, by Syracuse

	G	GS	MIN	FG	FGA	PCT	FT	FTA	PCT	OFF	DEF	TOT	A	PF	D	ST	TO	BS	PTS	AVG
1960-61*	10	—	82	10	29	.345	6	7	.857	—	—	23	15	10	0	—	—	—	26	2.6

BELL, RAJA

Florida International #11 HT: 6-5 WT: 204

Birthdate: Sept. 19, 1976 Drafted: Undrafted

	G	GS	MIN	FG	FGA	PCT	FT	FTA	PCT	OFF	DEF	TOT	A	PF	D	ST	TO	BS	PTS	AVG
2000-01	5	0	30	2	7	.286	0	0	—	0	1	1	0	1	0	1	2	0	5	1.0
2001-02	74	12	890	103	240	.429	36	48	.750	31	80	111	71	109	0	21	48	4	254	3.4
TOTALS	**79**	**12**	**920**	**105**	**247**	**.425**	**36**	**48**	**.750**	**31**	**81**	**112**	**71**	**110**	**0**	**22**	**50**	**4**	**259**	**4.4**

3-PT. FG: 2000-01, 1-3 (.333); 2001-02, 12-44 (.273); TOTALS, 13-47 (.277)

PLAYOFFS

	G	GS	MIN	FG	FGA	PCT	FT	FTA	PCT	OFF	DEF	TOT	A	PF	D	ST	TO	BS	PTS	AVG
2000-01	15	0	124	12	27	.444	8	14	.250	4	9	13	7	20	0	15	5	0	43	2.3
2001-02	3	0	8	1	3	.333	0	0	---	1	0	1	0	0	0	0	0	0	2	0.7
TOTALS	**18**	**0**	**132**	**13**	**30**	**.433**	**8**	**14**	**.571**	**5**	**9**	**14**	**7**	**20**	**0**	**15**	**5**	**0**	**45**	**2.5**

3-PT. FG: 2000-01, 2-8 (.250); 2001-02, 0-2 (.000); TOTALS, 2-10 (.200)

BENJAMIN, BENOIT

Creighton #00 HT: 7-0 WT: 265

Birthdate: Nov. 22, 1964 Drafted: 1985, 1st round (3rd overall) by LA Clippers

	G	GS	MIN	FG	FGA	PCT	FT	FTA	PCT	OFF	DEF	TOT	A	PF	D	ST	TO	BS	PTS	AVG
1997-98	14	0	197	22	41	.537	19	30	.633	18	35	53	3	26	0	4	12	4	63	4.5
1998-99	6	0	33	2	7	.286	0	0	---	3	5	8	1	6	0	0	3	0	4	0.7
TOTALS	**20**	**0**	**230**	**24**	**48**	**.500**	**19**	**30**	**.633**	**21**	**40**	**61**	**4**	**32**	**0**	**4**	**15**	**4**	**67**	**3.4**

BELINELLI, MARCO

Italy #18 HT: 6-5 WT: 210

Birthdate: Mar. 25, 1986 Drafted: 2007, 1st round (18th overall) by Golden State

	G	GS	MIN	FG	FGA	PCT	FT	FTA	PCT	OFF	DEF	TOT	A	PF	D	ST	TO	BS	PTS	AVG
2017-18	28	1	737	138	279	.495	47	54	.870	6	45	51	45	50	0	20	40	9	380	13.6

3-PT FG: 2017-18, 57-148 (.385)

PLAYOFFS

	G	GS	MIN	FG	FGA	PCT	FT	FTA	PCT	OFF	DEF	TOT	A	PF	D	ST	TO	BS	PTS	AVG
2017-18	10	0	273	43	106	0.406	27	31	.871	1	20	21	20	20	0	7	4	0	129	12.9

3-PT FG:2017-18, 16-46 (.348)

BENNETT, ELMER

Notre Dame #5 HT: 6-0 WT: 170

Birthdate: Feb. 13, 1970 Drafted: 1992, 2nd round (38th overall) by Atlanta

	G	GS	MIN	FG	FGA	PCT	FT	FTA	PCT	OFF	DEF	TOT	A	PF	D	ST	TO	BS	PTS	AVG
1995-96	8	0	66	4	17	.235	3	4	.750	1	4	5	8	6	0	1	7	1	11	1.4

BIANCHI, AL

Bowling Green #24 HT: 6-3 WT: 185

ALL-TIME ROSTER

Birthdate: Mar. 26, 1932 **Drafted: 1954, by Minneapolis**

	G	GS	MIN	FG	FGA	PCT	FT	FTA	PCT	OFF	DEF	TOT	A	PF	D	ST	TO	BS	PTS	AVG
1956-57	68	—	1577	199	567	.351	165	239	.690	—	—	227	106	198	5	—	—	—	563	8.3
1957-58	69	—	1421	215	625	.344	140	205	.683	—	—	221	114	188	4	—	—	—	570	8.3
1958-59	72	—	1779	285	756	.377	149	206	.723	—	—	199	159	260	8	—	—	—	719	10.0
1959-60	69	—	1256	211	576	.366	109	155	.703	—	—	179	169	231	5	—	—	—	531	7.7
1960-61	52	—	667	118	342	.345	60	87	.690	—	—	105	93	137	5	—	—	—	296	5.7
1961-62	80	—	1925	336	847	.397	154	221	.697	—	—	281	263	232	5	—	—	—	826	10.3
1962-63	61	—	1159	202	476	.424	120	164	.732	—	—	134	170	165	2	—	—	—	524	8.6
1963-64	78	—	1437	257	684	.376	109	141	.773	—	—	147	149	248	6	—	—	—	623	8.0
1964-64	60	—	1116	175	486	.360	54	76	.711	—	—	95	140	178	10	—	—	—	404	6.7
1965-66	78	—	1312	214	560	.382	66	98	.673	—	—	134	134	232	4	—	—	—	494	6.3
TOTALS	**687**	**—**	**13649**	**2212**	**5919**	**.374**	**1126**	**1592**	**.707**	**—**	**—**	**1722**	**1497**	**2069**	**54**	**—**	**—**	**—**	**5550**	**8.1**

PLAYOFFS

	G	GS	MIN	FG	FGA	PCT	FT	FTA	PCT	OFF	DEF	TOT	A	PF	D	ST	TO	BS	PTS	AVG
1956-57	5	—	97	12	38	.316	8	12	.667	—	—	15	8	16	1	—	—	—	32	6.4
1957-58	2	—	37	4	12	.333	3	8	.375	—	—	7	2	4	0	—	—	—	11	5.5
1958-59	9	—	192	34	74	.459	14	22	.636	—	—	29	25	41	4	—	—	—	82	9.1
1959-60	2	—	18	0	8	.000	0	0	---	—	—	3	3	2	0	—	—	—	0	0.0
1960-61	7	—	90	17	46	.370	8	9	.889	—	—	7	5	20	1	—	—	—	42	6.0
1961-62	5	—	184	27	69	.391	17	20	.850	—	—	26	18	17	0	—	—	—	71	14.2
1962-63	5	—	77	15	34	.441	4	7	.571	—	—	8	2	17	0	—	—	—	34	6.8
1963-64	5	—	68	12	29	.414	3	4	.750	—	—	4	4	12	0	—	—	—	27	5.4
1964-65	11	—	308	45	118	.381	14	21	.667	—	—	16	30	45	2	—	—	—	104	9.5
1965-66	5	—	64	18	43	.419	9	12	.750	—	—	10	4	19	1	—	—	—	45	9.0
TOTALS	**56**	**—**	**1135**	**184**	**471**	**.391**	**80**	**115**	**.696**	**—**	**—**	**125**	**101**	**193**	**9**	**—**	**—**	**—**	**448**	**8.0**

BIBBY, HENRY

UCLA **#14** **HT: 6-1** **WT:185**

Birthdate: Nov. 24, 1949 **Drafted: 1972, 4th round (57th pick) by New York**

	G	GS	MIN	FG	FGA	PCT	FT	FTA	PCT	OFF	DEF	TOT	A	PF	D	ST	TO	BS	PTS	AVG
1976-77	81	80	2639	302	702	.430	221	282	.784	86	187	273	356	200	2	108	—	5	825	10.2
1977-78	82	82	2518	286	659	.434	171	219	.781	62	189	251	464	207	0	91	153	6	743	9.1
1978-79	82	38	2538	368	869	.423	266	335	.794	72	172	244	371	199	0	72	197	7	1002	12.2
1979-80	82	8	2035	251	626	.401	226	286	.790	65	143	208	307	161	0	62	147	6	739	9.0
TOTALS	**327**	**208**	**9730**	**1207**	**2856**	**.423**	**884**	**1122**	**.788**	**285**	**691**	**976**	**1498**	**767**	**2**	**333**	**497**	**24**	**3309**	**10.1**

3-PT. FG: 1979-80, 11-52 (.212), TOTALS, 11-52 (.212)

PLAYOFFS

	G	GS	MIN	FG	FGA	PCT	FT	FTA	PCT	OFF	DEF	TOT	A	PF	D	ST	TO	BS	PTS	AVG
1976-77	19	—	691	83	197	.421	45	59	.763	28	43	71	75	59	0	24	—	2	211	11.1
1977-78	10	—	289	33	82	.402	20	22	.909	9	21	30	48	25	0	12	22	0	86	8.6
1978-79	9	—	231	26	67	.388	20	30	.667	8	11	19	42	26	0	4	0	0	72	8.0
1979-80	18	—	400	45	124	.363	40	50	.800	15	29	44	52	35	0	7	27	0	135	7.5
TOTALS	**56**	**—**	**1611**	**187**	**470**	**.398**	**125**	**161**	**.776**	**60**	**104**	**164**	**217**	**145**	**0**	**47**	**49**	**2**	**504**	**9.0**

3-PT. FG: 1979-80, 5-13 (.385)

BLOCK, JOHN

USC **#34** **HT: 6-9** **WT: 210**

Birthdate: Apr. 16, 1944 **Drafted: 1966, 3rd round (27th pick) by LA Lakers**

	G	GS	MIN	FG	FGA	PCT	FT	FTA	PCT	OFF	DEF	TOT	A	PF	D	ST	TO	BS	PTS	AVG
1972-73	48	48	1558	311	706	.441	236	302	.781	—	—	442	94	173	4	—	—	—	858	17.9

ALL-STAR GAME

	G	GS	MIN	FG	FGA	PCT	FT	FTA	PCT	OFF	DEF	TOT	A	PF	D	ST	TO	BS	PTS	AVG
1973	1	0	5	2	4	.500	0	0	---	—	—	2	0	1	0	—	—	—	4	4.0

BLOUNT, CORIE

Cincinnati **#40** **HT: 6-9** **WT: 242**

Birthdate: Jan. 4, 1969 **Drafted: 1993, 1st round (25th pick) by Chicago**

	G	GS	MIN	FG	FGA	PCT	FT	FTA	PCT	OFF	DEF	TOT	A	PF	D	ST	TO	BS	PTS	AVG
2001-02	72	21	1426	115	251	.458	29	45	.644	149	219	368	44	176	1	49	52	26	259	3.6

3-PT. FG: 2001-02, 0-1 (.000)

PLAYOFFS

	G	GS	MIN	FG	FGA	PCT	FT	FTA	PCT	OFF	DEF	TOT	A	PF	D	ST	TO	BS	PTS	AVG
2001-02	5	0	88	2	8	.250	3	4	.750	10	4	14	2	9	0	2	4	2	7	1.4

BOL, MANUTE

Bridgeport **#11** **HT: 7-7** **WT: 225**

Birthdate: Oct. 16, 1962 **Drafted: 1983, 5th round (97th overall) by San Diego**

	G	GS	MIN	FG	FGA	PCT	FT	FTA	PCT	OFF	DEF	TOT	A	PF	D	ST	TO	BS	PTS	AVG
1990-91	82	6	1522	65	164	.396	24	41	.585	66	284	350	20	184	0	16	63	247	155	1.9
1991-92	71	2	1267	49	128	.383	12	26	.462	54	168	222	22	139	1	11	41	205	110	1.5
1992-93	58	23	855	52	127	.409	12	19	.632	44	149	193	18	87	0	14	50	119	126	2.2
1993-94	4	0	49	3	7	.429	0	0	---	2	4	6	0	8	0	2	0	9	6	1.5
TOTALS	**215**	**31**	**3693**	**169**	**426**	**.397**	**48**	**86**	**.558**	**166**	**605**	**771**	**60**	**418**	**1**	**43**	**154**	**580**	**397**	**1.8**

3-PT. FG: 1990-91, 1-14 (.071); 1991-92, 0-9 (.000); 1992-93, 10-32 (.313); TOTALS, 11-55 (.200)

PLAYOFFS

	G	GS	MIN	FG	FGA	PCT	FT	FTA	PCT	OFF	DEF	TOT	A	PF	D	ST	TO	BS	PTS	AVG
1990-91	8	0	109	9	18	.500	6	9	.667	4	15	19	1	14	0	1	5	12	24	3.

BOOKER, TREVOR — **Clemson** — **#35** — **HT: 6-8** — **WT: 230**

Birthdate: Nov. 25, 1987 — **Drafted: 2010, 1st round (23rd overall) by Minnesota**

	G	GS	MIN	FG	FGA	PCT	FT	FTA	PCT	OFF	DEF	TOT	A	PF	D	ST	TO	BS	PTS	AVG
2017-18	33	0	494	61	109	.56	32	39	.821	47	75	122	27	50	1	16	20	11	156	4.7

3-PT FG: 2017-18, 2-7 (.286)

BOOTH, CALVIN — **Penn State** — **#52** — **HT: 6-11** — **WT: 250**

Birthdate: May 7, 1976 — **Drafted: 1999, 2nd round (35th overall) by Washington**

	G	GS	MIN	FG	FGA	PCT	FT	FTA	PCT	OFF	DEF	TOT	A	PF	D	ST	TO	BS	PTS	AVG
2007-08	31	0	204	9	27	.333	6	10	.600	6	32	38	8	35	0	6	4	18	24	0.8

BOWEN, BRUCE — **Cal State Fullerton** — **#12** — **HT: 6-7** — **WT: 200**

Birthdate: June 14, 1971 — **Drafted: Undrafted**

	G	GS	MIN	FG	FGA	PCT	FT	FTA	PCT	OFF	DEF	TOT	A	PF	D	ST	TO	BS	PTS	AVG
1999-00	42	0	311	26	73	.356	6	12	.500	14	22	36	16	37	0	9	5	5	59	1.4

3-PT. FG: 1999-00, 1-2 (.500)

BOWMAN, IRA — **Pennsylvania** — **#11** — **HT: 6-5** — **WT: 195**

Birthdate: June 11, 1973 — **Drafted: Undrafted**

	G	GS	MIN	FG	FGA	PCT	FT	FTA	PCT	OFF	DEF	TOT	A	PF	D	ST	TO	BS	PTS	AVG
1999-00	11	0	20	2	2	1.000	1	2	.500	0	2	2	1	0	0	1	1	0	5	0.5
2001-02	3	0	29	5	7	.714	0	0	---	0	1	1	1	3	0	2	0	0	10	3.3
TOTALS	**14**	**0**	**49**	**7**	**9**	**.778**	**1**	**2**	**.500**	**0**	**3**	**3**	**2**	**3**	**0**	**3**	**1**	**0**	**15**	**1.1**

3-PT. FG: 2001-02, 0-1 (.000)

PLAYOFFS

	G	GS	MIN	FG	FGA	PCT	FT	FTA	PCT	OFF	DEF	TOT	A	PF	D	ST	TO	BS	PTS	AVG
1999-00	7	0	11	0	2	.000	0	1	---	0	0	0	2	0	0	0	—	0	0	0.0

3-PT. FG: 1999-00, 0-1 (.000)

BOYD, FRED — **Oregon State** — **#11** — **HT: 6-2** — **WT: 180**

Birthdate: June 13, 1950 — **Drafted: 1972, 1st round (5th pick) by 76ers**

	G	GS	MIN	FG	FGA	PCT	FT	FTA	PCT	OFF	DEF	TOT	A	PF	D	ST	TO	BS	PTS	AVG
1972-73	82	49	2351	362	923	.392	136	200	.680	—	—	210	301	184	1	—	—	—	860	10.5
1973-74	75	26	1818	286	712	.402	141	195	.723	16	77	93	249	173	1	60	—	9	713	9.5
1974-75	66	13	1362	205	495	.414	55	115	.478	16	73	89	161	134	0	43	—	4	465	7.0
1975-76	6	0	33	2	6	.333	1	2	.500	0	2	2	2	5	0	—	1	0	5	0.8
TOTALS	**229**	**89**	**5564**	**855**	**2136**	**.400**	**333**	**512**	**.650**	**32**	**152**	**394**	**713**	**496**	**2**	**—**	**104**	**13**	**2043**	**8.9**

BRACKINS, CRAIG — **Iowa State** — **#33** — **HT: 6-10** — **WT: 230**

Birthdate: Oct. 9, 1987 — **Drafted: 2010, 1st round (21st overall) by Oklahoma City**

	G	GS	MIN	FG	FGA	PCT	FT	FTA	PCT	OFF	DEF	TOT	A	PF	D	ST	TO	BS	PTS	AVG
2010-11	3	0	33	4	16	.250	0	0	---	2	2	4	1	3	0	1	0	0	8	2.7
2011-12	14	1	88	9	33	.273	1	2	.500	5	10	15	8	6	0	6	4	1	22	1.6
TOTALS	**17**	**1**	**121**	**13**	**49**	**.265**	**1**	**2**	**.500**	**7**	**12**	**19**	**9**	**9**	**0**	**7**	**4**	**1**	**30**	**1.8**

3-PT. FG: 2010-11, 0-5 (.000); 2011-12, 3-9 (.333); TOTALS 3-14 (.214)

PLAYOFFS

	GS	MIN	FG	FGA	PCT	FT	FTA	PCT	OFF	DEF	TOT	A	PF	D	ST	TO	BS	PTS	G AVG
2010-11									DNP - COACH'S DECISION										
2011-12									DNP - COACH'S DECISION										

BRADLEY, MICHAEL — **Villanova** — **#31** — **HT: 6-10** — **WT: 245**

Birthdate: April 18, 1979 — **Drafted: 2001, 1st round (17th pick) by Toronto**

	G	GS	MIN	FG	FGA	PCT	FT	FTA	PCT	OFF	DEF	TOT	A	PF	D	ST	TO	BS	PTS	AVG
2004-05	2	0	16	4	5	.800	1	2	.500	0	3	3	1	0	0	0	1	0	9	4.5
2005-06	46	1	367	32	79	.405	2	3	.667	40	67	107	17	39	0	5	19	7	67	1.5
TOTALS	**48**	**1**	**383**	**36**	**84**	**.429**	**3**	**5**	**.600**	**40**	**70**	**110**	**18**	**39**	**0**	**5**	**20**	**7**	**76**	**1.6**

3PT. FG: 2004-05, 0-1 (.000); 2005-06, 1-5 (.200); TOTALS, 1-6 (.167)

BRADLEY, SHAWN — **Brigham Young** — **#76** — **HT: 7-6** — **WT: 248**

Birthdate: March 22, 1972 — **Drafted: 1993, 1st round (2nd overall) by 76ers**

	G	GS	MIN	FG	FGA	PCT	FT	FTA	PCT	OFF	DEF	TOT	A	PF	D	ST	TO	BS	PTS	AVG
1993-94	49	45	1385	201	491	.409	102	168	.607	98	208	306	98	170	3	45	148	147	504	10.3
1994-95	82	59	2365	315	693	.455	148	232	.638	243	416	659	53	338	18	54	142	274	778	9.5
1995-96	12	11	334	43	97	.443	19	25	.760	34	72	106	8	42	0	8	31	38	105	8.8
TOTALS	**143**	**115**	**4084**	**559**	**1281**	**.436**	**269**	**425**	**.633**	**375**	**696**	**1071**	**159**	**550**	**21**	**107**	**321**	**459**	**1387**	**9.7**

3-PT FG: 1993-94, 0-3 (.000); 1994-95, 0-3 (.000); TOTALS, 0-6, (.000)

ALL-TIME ROSTER

BRADTKE, MARK — Redcliffe H.S., Australia — #50 — HT: 6-10 — WT: 265
Birthdate: Sept. 27, 1968 — Drafted: Undrafted

	G	GS	MIN	FG	FGA	PCT	FT	FTA	PCT	OFF	DEF	TOT	A	PF	D	ST	TO	BS	PTS	AVG
1996-97	36	0	251	25	58	.431	9	13	.692	26	42	68	7	34	0	5	9	5	59	1.6

BRAND, ELTON — Duke — #42 — HT: 6-9 — WT: 254
Birthdate: March 11, 1979 — Drafted: 1999, 1st round (1st overall) by Chicago

	G	GS	MIN	FG	FGA	PCT	FT	FTA	PCT	OFF	DEF	TOT	A	PF	D	ST	TO	BS	PTS	AVG
2008-09	29	23	920	163	365	.447	73	108	.676	77	177	254	37	78	1	17	68	45	399	13.8
2009-10	76	57	2297	412	858	.480	172	233	.738	179	282	461	109	232	1	82	131	80	996	13.1
2010-11	81	81	2809	502	981	.512	213	273	.780	237	439	676	120	244	3	92	101	106	1217	15.0
2011-12	60	60	1732	287	581	.494	85	116	.733	145	284	429	97	176	1	58	65	97	659	11.0
2015-16	17	1	225	31	72	.431	8	9	.889	9	54	63	18	32	0	9	11	8	70	4.1
TOTALS	**263**	**222**	**7983**	**1395**	**2857**	**.488**	**551**	**739**	**.746**	**647**	**1236**	**1883**	**381**	**762**	**6**	**258**	**376**	**336**	**3341**	**12.7**

3-PT FG: 2009-10, 0-1 (.000); 2010-11, 0-1 (.000); 2011-12 0-1 (.000); 2015-16 0-1 (0-1) TOTALS, 0-4 (.000)

PLAYOFFS

	G	GS	MIN	FG	FGA	PCT	FT	FTA	PCT	OFF	DEF	TOT	A	PF	D	ST	TO	BS	PTS	AVG
2008-09	INACTIVE - RIGHT SHOULDER INJURY																			
2010-11	5	5	185	34	62	.548	10	13	.769	12	30	42	3	21	1	2	4	6	78	15.6
2011-12	13	13	356	46	99	.465	20	32	.625	22	41	63	7	36	1	11	7	20	112	8.6
TOTALS	**18**	**18**	**541**	**80**	**161**	**.497**	**30**	**45**	**.667**	**34**	**71**	**105**	**10**	**57**	**2**	**13**	**11**	**26**	**190**	**10.6**

BRANSON, JESSE — Elon — #22 — HT: 6-7 — WT: 200
Birthdate: Jan. 7, 1942 — Drafted: 1965, 2nd round (9th overall) by 76ers

	G	GS	MIN	FG	FGA	PCT	FT	FTA	PCT	OFF	DEF	TOT	A	PF	D	ST	TO	BS	PTS	AVG
1965-66	5	—	14	1	6	.167	3	4	.750	—	—	9	1	4	0	—	—	—	5	1.0

BRASCO, JAMES — New York U. — HT: 6-1 — WT: 170
Birthdate: Feb. 3, 1931 — Drafted: 1952, by Syracuse

	G	GS	MIN	FG	FGA	PCT	FT	FTA	PCT	OFF	DEF	TOT	A	PF	D	ST	TO	BS	PTS	AVG
1952-53	10		111	11	48	.229	11	14	.786	—	—	15	12	18	1	—	—	—	33	3.3

BREZEC, PRIMOZ — Slovenia — #7 — HT: 7-1 — WT: 255
Birthdate: Oct. 2, 1979 — Drafted: 2000, 1st round (27th overall) by Indiana

	G	GS	MIN	FG	FGA	PCT	FT	FTA	PCT	OFF	DEF	TOT	A	PF	D	ST	TO	BS	PTS	AVG
2009-10	7	0	36	2	13	.154	1	2	.500	6	6	12	0	9	0	1	0	1	5	0.7

BRIDGES, BILL — Kansas — #23 — HT: 6-4 1/2 — WT: 230
Birthdate: Apr. 4, 1939 — Drafted: 1961, 3rd round (32nd overall) by Chicago

	G	GS	MIN	FG	FGA	PCT	FT	FTA	PCT	OFF	DEF	TOT	A	PF	D	ST	TO	BS	PTS	AVG
1971-72	64	62	2210	328	645	.509	191	272	.702	—	—	861	158	219	5	—	—	—	847	13.2

BRISTOW, ALLAN — Virginia Tech — #44 — HT: 6-7 — WT: 220
Birthdate: Aug. 23, 1951 — Drafted: 1973, 2nd round (21st overall) by 76ers

	G	GS	MIN	FG	FGA	PCT	FT	FTA	PCT	OFF	DEF	TOT	A	PF	D	ST	TO	BS	PTS	AVG
1973-74	55	0	643	108	270	.400	42	57	.737	68	99	167	92	68	1	29	—	1	258	4.7
1974-75	72	3	1101	163	393	.415	121	153	.791	111	143	254	99	101	0	25	—	2	447	6.2
TOTALS	**127**	**3**	**1744**	**271**	**663**	**.409**	**163**	**210**	**.776**	**179**	**242**	**421**	**191**	**169**	**1**	**54**	**—**	**3**	**705**	**5.6**

BROOKS, SCOTT — Cal-Irvine — #1 — HT: 5-11 — WT: 165
Birthdate: July 31, 1965 — Drafted: Undrafted

	G	GS	MIN	FG	FGA	PCT	FT	FTA	PCT	OFF	DEF	TOT	A	PF	D	ST	TO	BS	PTS	AVG
1988-89	82	6	1372	156	371	.420	61	69	.884	19	75	94	306	116	0	69	65	3	428	5.2
1989-90	72	1	975	119	276	.431	50	57	.877	15	49	64	207	105	0	47	38	0	319	4.4
TOTALS	**154**	**7**	**2347**	**275**	**647**	**.425**	**111**	**126**	**.881**	**34**	**124**	**158**	**513**	**221**	**0**	**116**	**103**	**3**	**747**	**4.9**

3-PT. FG: 1988-89, 55-123 (.359); 1989-90, 31-79 (.392); TOTALS, 86-232 (.371)

PLAYOFFS

	G	GS	MIN	FG	FGA	PCT	FT	FTA	PCT	OFF	DEF	TOT	A	PF	D	ST	TO	BS	PTS	AVG
1988-89	3	0	21	1	6	.167	2	2	1.000	0	4	4	5	4	0	0	1	0	5	1.7
1989-90	9	0	99	6	19	.316	6	9	.667	2	6	8	16	13	0	3	7	0	21	2.3
TOTALS	**12**	**0**	**120**	**7**	**25**	**.280**	**8**	**11**	**.727**	**2**	**10**	**12**	**21**	**17**	**0**	**3**	**8**	**0**	**26**	**2.2**

3-PT. FG: 1988-89, 1-2 (.500); 1989-90, 3-7 (.429); TOTALS, 4-9 (.444)

BROWN, DAMONE — Syracuse — #31 — HT: 6-8 — WT: 202
Birthdate: June 28, 1979 — Drafted: 2001, 2nd round (37th overall) by 76ers

	G	GS	MIN	FG	FGA	PCT	FT	FTA	PCT	OFF	DEF	TOT	A	PF	D	ST	TO	BS	PTS	AVG
2001-02	17	0	67	8	21	.381	7	8	.875	2	2	4	2	11	0	1	9	1	23	1.4

3-PT FG: 2001-02, 0-1 (.000)

BROWN, KEDRICK — Okaloosa-Walton CC (Fla.) — #5 — HT: 6-7 — WT: 222

Birthdate: March 18, 1981 — Drafted: 2001, 1st round (11th overall)

	G	GS	MIN	FG	FGA	PCT	FT	FTA	PCT	OFF	DEF	TOT	A	PF	D	ST	TO	BS	PTS	AVG
2004-05	8	0	55	2	6	.333	8	10	.800	1	10	11	4	4	0	3	5	1	12	1.5

3-PT FG: 2004-05, 0-3 (.000)

BROWN, KWAME

Glynn Academy HS (Ga.) — #54 — HT: 6-11 — WT: 290

Birthdate: March, 10, 1982 — Drafted: 2001, 1st round (1st overall)

	G	GS	MIN	FG	FGA	PCT	FT	FTA	PCT	OFF	DEF	TOT	A	PF	D	ST	TO	BS	PTS	AVG
2012-13	22	11	269	17	37	.459	7	19	.368	23	51	74	9	37	0	6	8	10	41	1.9
2013-14	INACTIVE - RIGHT HAMSTRING STRAIN																			

BROWN, LORENZO

North Carolina State — #7 — HT: 6-5 — WT: 189

Birthdate: Aug. 26, 1990 — Drafted: 2013, 2nd round (52 overall) by Minnesota

	G	GS	MIN	FG	FGA	PCT	FT	FTA	PCT	OFF	DEF	TOT	A	PF	D	ST	TO	BS	PTS	AVG
2013-14	26	0	224	26	86	.302	9	13	.692	8	20	28	41	19	0	13	16	3	64	2.5

3-PT. FG: 2013-14, 3-30 (.100)

BROWN, MIKE

George Washington — #40 — HT: 6-10 — WT: 260

Birthdate: July 19, 1963 — Drafted: 1985, 3rd round (69th overall) by Chicago

	G	GS	MIN	FG	FGA	PCT	FT	FTA	PCT	OFF	DEF	TOT	A	PF	D	ST	TO	BS	PTS	AVG
1995-96	9	1	162	9	16	.563	8	17	.471	14	23	37	3	24	1	3	6	2	26	2.9

BRYANT, JOE

La Salle — #23 — HT: 6-9½ — WT: 200

Birthdate: Oct. 19, 1954 — Drafted: 1975, 1st round (14th overall) by Golden State

	G	GS	MIN	FG	FGA	PCT	FT	FTA	PCT	OFF	DEF	TOT	A	PF	D	ST	TO	BS	PTS	AVG
1975-76	75	3	1203	233	552	.422	92	147	.626	97	181	278	61	165	0	44	—	23	558	7.4
1976-77	61	0	612	107	240	.446	53	70	.757	45	72	117	48	84	1	36	—	13	267	4.4
1977-78	81	0	1236	190	436	.436	111	144	.771	103	177	280	129	185	1	56	115	24	491	6.1
1978-79	70	0	1064	205	478	.429	123	170	.724	96	163	259	103	171	1	49	114	9	533	7.6
TOTALS	**287**	**3**	**4115**	**735**	**1706**	**.431**	**379**	**531**	**.714**	**341**	**593**	**934**	**341**	**605**	**3**	**185**	**229**	**69**	**1849**	**6.4**

PLAYOFFS

	G	GS	MIN	FG	FGA	PCT	FT	FTA	PCT	OFF	DEF	TOT	A	PF	D	ST	TO	BS	PTS	AVG
1975-76	3	—	43	9	12	.750	5	7	.714	3	10	13	1	11	1	1	—	1	23	7.7
1976-77	10	—	74	12	31	.387	5	8	.625	2	13	15	7	13	0	6	—	2	29	2.9
1977-78	10	—	122	21	47	.447	8	11	.727	7	18	25	9	22	0	6	5	1	50	5.0
1978-79	7	—	35	10	26	.385	1	2	.500	0	1	1	4	8	0	1	2	0	21	3.0
TOTALS	**30**	**—**	**274**	**52**	**116**	**.448**	**19**	**28**	**.679**	**12**	**42**	**54**	**21**	**54**	**1**	**14**	**7**	**4**	**123**	**4.1**

BRYANT, MARK

Seton Hall — #9 — HT: 6-9 — WT: 250

Birthdate: Apr. 25, 1965 — Drafted: 1988, 1st round (21st overall) by San Antonio

	G	GS	MIN	FG	FGA	PCT	FT	FTA	PCT	OFF	DEF	TOT	A	PF	D	ST	TO	BS	PTS	AVG
2002-03	11	0	77	5	17	.294	2	2	1.000	7	9	16	1	12	0	1	5	1	12	1.1

BUCKNER, GREG

Clemson — #21 — HT: 6-4 — WT: 210

Birthdate: Sept. 16, 1976 — Drafted: 1998, 2nd round (53rd overall) by Dallas

	G	GS	MIN	FG	FGA	PCT	FT	FTA	PCT	OFF	DEF	TOT	A	PF	D	ST	TO	BS	PTS	AVG
2002-03	75	5	1514	185	398	.465	65	81	.802	72	144	216	96	203	0	72	62	16	450	6.0
2003-04	53	3	703	66	175	.377	20	27	.741	28	75	103	45	77	0	21	34	4	164	3.1
TOTALS	**128**	**8**	**2217**	**251**	**573**	**.438**	**85**	**108**	**.787**	**100**	**219**	**319**	**141**	**280**	**0**	**93**	**96**	**20**	**614**	**4.8**

3-PT. FG: 2002-03, 15-55 (.273); 2003-04, 12-44 (.273); TOTALS, 27-99 (.273)

PLAYOFFS

	G	GS	MIN	FG	FGA	PCT	FT	FTA	PCT	OFF	DEF	TOT	A	PF	D	ST	TO	BS	PTS	AVG
2002-03	10	0	112	10	31	.323	4	4	1.000	3	14	17	3	18	0	1	3	2	26	2.6

3-PT. FG: 2002-03, 2-9 (.222)

BUFORD, RODNEY

Creighton — #23 — HT: 6-5 — WT: 189

Birthdate: Nov. 2, 1977 — Drafted: 1999, 2nd round (53rd overall) by Miami

	G	GS	MIN	FG	FGA	PCT	FT	FTA	PCT	OFF	DEF	TOT	A	PF	D	ST	TO	BS	PTS	AVG
2000-01	47	0	573	104	241	.432	24	29	.828	16	58	74	17	68	0	17	29	6	248	5.3

3-PT. FG: 2000-01, 16-38 (.421)

PLAYOFFS

	G	GS	MIN	FG	FGA	PCT	FT	FTA	PCT	OFF	DEF	TOT	A	PF	D	ST	TO	BS	PTS	AVG
2000-01	15	0	72	8	24	.333	2	2	1.000	5	7	12	3	15	0	4	4	1	21	1.4

3-PT. FG: 2000-01, 3-6 (.500)

BURTON, WILLIE

Minnesota — #9 — HT: 6-8 — WT: 219

Birthdate: May 26, 1968 — Drafted: 1990, 1st round (9th overall) by Miami

	G	GS	MIN	FG	FGA	PCT	FT	FTA	PCT	OFF	DEF	TOT	A	PF	D	ST	TO	BS	PTS	AVG
1994-95	53	31	1564	243	606	.401	220	267	.824	49	115	164	96	167	3	32	122	19	812	15.3

3-PT. FG: 1994-95, 106-275 (.385)

ALL-TIME ROSTER

BYNUM, ANDREW — St. Joseph HS (NJ) — #33 — HT: 7-0 — WT: 285

Birthdate: October 27, 1987 — Drafted: 2005, 1st round (10th overall) by L.A. Lakers

	G	GS	MIN	FG	FGA	PCT	FT	FTA	PCT	OFF	DEF	TOT	A	PF	D	ST	TO	BS	PTS	AVG
2012-13	INACTIVE - BILATERAL BONE BRUISES/BILATERAL ARHTORSCOPIC KNEE SURGERY																			

CABLE, BARNEY — Bradley — HT: 6-7 — WT: 200

Birthdate: July 29, 1935 — Drafted: 1958, 2nd round (11th overall) by Detroit

	G	GS	MIN	FG	FGA	PCT	FT	FTA	PCT	OFF	DEF	TOT	A	PF	D	ST	TO	BS	PTS	AVG
1959-60*	57	—	715	109	290	.376	44	67	.657	—	—	225	39	93	1	—	—	—	262	4.6
1960-61	75	—	1642	266	574	.463	73	108	.676	—	—	469	85	246	1	—	—	—	605	8.1
TOTALS	**132**	**—**	**2357**	**375**	**864**	**.434**	**117**	**175**	**.669**	**—**	**—**	**694**	**124**	**339**	**2**	**—**	**—**	**—**	**867**	**6.6**

PLAYOFFS

	G	GS	MIN	FG	FGA	PCT	FT	FTA	PCT	OFF	DEF	TOT	A	PF	D	ST	TO	BS	PTS	AVG
1959-60	3	—	63	5	14	.357	4	8	.500	—	—	28	1	12	0	—	—	—	14	4.7
1960-61	8	—	185	26	65	.400	10	17	.588	—	—	61	7	29	1	—	—	—	62	7.8
TOTALS	**11**	**—**	**248**	**31**	**79**	**.392**	**14**	**25**	**.560**	**—**	**—**	**89**	**8**	**41**	**1**	**—**	**—**	**—**	**76**	**6.9**

CAGE, MICHAEL — San Diego State — #4 — HT: 6-9 — WT: 248

Birthdate: Jan. 28, 1962 — Drafted: 1984, 1st round (14th pick) by LA Clippers

	G	GS	MIN	FG	FGA	PCT	FT	FTA	PCT	OFF	DEF	TOT	A	PF	D	ST	TO	BS	PTS	AVG
1996-97	82	24	1247	66	141	.468	19	41	.463	112	208	320	43	118	0	48	17	42	151	1.8

CALABRESE, GERRY — St. John's (N.Y.) — HT: 6-1 — WT: 175

Birthdate: Feb. 4, 1925 — Drafted: 1950, by Syracuse

	G	GS	MIN	FG	FGA	PCT	FT	FTA	PCT	OFF	DEF	TOT	A	PF	D	ST	TO	BS	PTS	AVG
1950-51	46	—	—	70	197	.355	61	88	.693	—	—	65	65	80	0	—	—	—	201	4.4
1951-52	58	—	937	109	317	.344	73	103	.709	—	—	84	83	107	0	—	—	—	291	5.0
TOTALS	**104**	**—**	**937**	**179**	**514**	**.348**	**134**	**191**	**.702**	**—**	**—**	**149**	**148**	**187**	**0**	**—**	**—**	**—**	**492**	**4.7**

PLAYOFFS

	G	GS	MIN	FG	FGA	PCT	FT	FTA	PCT	OFF	DEF	TOT	A	PF	D	ST	TO	BS	PTS	AVG
1951-52	6	—	53	10	24	.417	4	4	1.000	—	—	8	4	18	0	—	—	—	24	4.0

CALDWELL, ADRIAN — Lamar — #45 — HT: 6-9 — WT: 265

Birthdate: July 4, 1966 — Drafted: Undrafted

	G	GS	MIN	FG	FGA	PCT	FT	FTA	PCT	OFF	DEF	TOT	A	PF	D	ST	TO	BS	PTS	AVG
1996-97	27	0	365	30	57	.526	12	33	.364	38	73	111	7	60	1	8	16	7	72	2.7

CANAAN, ISAIAH — Murray State — #0 — HT: 6-0 — WT: 188

Birthdate: 5/21/91 — Drafted: 2013, 2nd round (34th overall) by Houston

	G	GS	MIN	FG	FGA	PCT	FT	FTA	PCT	OFF	DEF	TOT	A	PF	D	ST	TO	BS	PTS	AVG
2014-15	22	12	569	93	247	.377	33	39	.846	7	47	54	69	55	0	15	39	3	278	12.6
2015-16	77	39	1966	260	722	.360	150	180	.833	20	154	174	137	133	0	56	91	12	846	11.0
TOTALS	**99**	**51**	**2535**	**353**	**969**	**.364**	**183**	**219**	**.836**	**27**	**201**	**228**	**206**	**188**	**0**	**71**	**130**	**15**	**1124**	**11.4**

3-PT. FG: 2014-15, 59-162 (.364); 2015-16, 176-485 (.363); Totals, 235-647 (.363)

CANNON, LARRY — La Salle — #14 — HT: 6-4½ — WT: 195

Birthdate: Apr. 12, 1947 — Drafted: 1969, 1st round (5th overall) by Chicago

	G	GS	MIN	FG	FGA	PCT	FT	FTA	PCT	OFF	DEF	TOT	A	PF	D	ST	TO	BS	PTS	AVG
1973-74	19	0	335	49	127	.386	19	28	.679	16	20	36	52	48	0	7	—	4	117	6.2

CARNEY, RODNEY — Memphis — #25 — HT: 6-7 — WT: 205

Birthdate: April 15, 1984 — Drafted: 2006 1st round (16th overall) by Chicago

	G	GS	MIN	FG	FGA	PCT	FT	FTA	PCT	OFF	DEF	TOT	A	PF	D	ST	TO	BS	PTS	AVG
2006-07	67	35	1169	182	392	.464	53	87	.609	39	89	128	26	118	0	38	43	23	442	6.6
2007-08	70	6	1039	158	392	.403	55	81	.679	50	99	149	32	96	0	39	34	23	409	5.8
2009-10	68	0	857	113	282	.401	52	63	.825	26	111	137	37	79	0	25	21	20	319	4.7
TOTALS	**205**	**41**	**3065**	**453**	**1066**	**.425**	**160**	**231**	**.692**	**115**	**299**	**414**	**95**	**293**	**0**	**102**	**98**	**86**	**1170**	**5.7**

3-PT FG: 2006-07, 25-72 (.347); 2007-08, 38-120 (.317); 2009-10, 41-135 (.304); TOTALS, 104-327 (.318)

CARTER, CLARENCE (BUTCH) Indiana — #12 — HT: 6-5 — WT: 180

Birthdate: June 11, 1958 — Drafted: 1980, 2nd round (37th overall) by LA Lakers

	G	GS	MIN	FG	FGA	PCT	FT	FTA	PCT	OFF	DEF	TOT	A	PF	D	ST	TO	BS	PTS	AVG
1985-86	4	0	36	5	16	.313	5	6	.833	0	1	1	1	8	0	0	1	0	15	3.8

CARTER-WILLIAMS, MICHAEL Syracuse — #1 — HT: 6-6 — WT: 185

Birthdate: Oct. 10, 1991 — Drafted: 2013, 1st round (11th overall) by Philadelphia

	G	GS	MIN	FG	FGA	PCT	FT	FTA	PCT	OFF	DEF	TOT	A	PF	D	ST	TO	BS	PTS	AVG
2013-14	70	70	2414	427	1054	.405	258	367	.703	101	336	437	441	213	2	130	247	43	1167	16.7
2014-15	41	38	1391	232	611	.380	117	182	.643	43	211	254	302	103	1	60	174	18	613	15.0
TOTALS	**111**	**108**	**3805**	**659**	**1665**	**.396**	**375**	**549**	**.683**	**144**	**547**	**691**	**743**	**316**	**3**	**190**	**421**	**61**	**1780**	**16.0**

3-PT. FG: 2013-14, 55-208 (.264); 2014-15, 32-125 (.256); Totals, 91-361 (.252)

CARTER, FRED — Mt. St. Mary's — #3 — HT: 6-3 — WT: 185

Birthdate: Feb. 14, 1945 — Drafted: 1969, 3rd round (43rd overall) by Baltimore

	G	GS	MIN	FG	FGA	PCT	FT	FTA	PCT	OFF	DEF	TOT	A	PF	D	ST	TO	BS	PTS	AVG
1971-72	77	49	2147	440	991	.444	179	284	.630	—	—	307	199	235	4	—	—	—	1059	13.8
1972-73	81	75	2993	679	1614	.421	259	368	.704	—	—	485	349	252	8	—	—	—	1617	20.0
1973-74	78	78	3044	706	1641	.430	254	358	.709	82	289	371	443	276	4	113	—	23	1666	21.4
1974-75	77	75	3046	715	1598	.447	256	347	.738	73	267	340	336	257	5	82	—	20	1686	21.9
1975-76	82	81	2992	665	1594	.417	219	312	.702	113	186	299	372	286	5	137	—	13	1549	18.9
1976-77	14	0	237	43	101	.426	10	19	.526	10	14	24	21	29	0	11	—	2	96	6.9
TOTALS	**409**	**358**	**14459**	**3248**	**7539**	**.431**	**1177**	**1688**	**.697**	**278**	**756**	**1826**	**1720**	**1335**	**26**	**343**	**—**	**58**	**7673**	**18.8**

PLAYOFFS

	G	GS	MIN	FG	FGA	PCT	FT	FTA	PCT	OFF	DEF	TOT	A	PF	D	ST	TO	BS	PTS	AVG
1975-76	3	0	125	29	67	.433	26	30	.867	4	6	10	15	12	0	4	—	1	84	28.0

CATCHINGS, HARVEY — Hardin Simmons — #42 — HT: 6-10 — WT: 220

Birthdate: Sept. 2, 1951 — Drafted: 1974, 3rd round (42nd overall) by 76ers

	G	GS	MIN	FG	FGA	PCT	FT	FTA	PCT	OFF	DEF	TOT	A	PF	D	ST	TO	BS	PTS	AVG
1974-75	37	0	528	41	74	.554	16	25	.640	49	104	153	21	82	1	10	—	60	98	2.6
1975-76	75	68	1731	103	242	.426	58	96	.604	191	329	520	63	262	6	21	—	164	264	3.5
1976-77	53	25	864	62	123	.504	33	47	.702	64	170	234	30	130	1	23	—	78	157	3.0
1977-78	61	2	748	70	178	.393	34	55	.618	105	145	250	34	124	1	20	44	67	174	2.9
1978-79	25	4	289	28	68	.412	13	17	.765	30	68	98	18	42	1	8	37	35	69	2.8
TOTALS	**251**	**99**	**4160**	**304**	**685**	**.444**	**154**	**240**	**.642**	**439**	**816**	**1255**	**166**	**640**	**10**	**82**	**81**	**404**	**762**	**3.0**

PLAYOFFS

	G	GS	MIN	FG	FGA	PCT	FT	FTA	PCT	OFF	DEF	TOT	A	PF	D	ST	TO	BS	PTS	AVG
1975-76	3	—	87	8	13	.615	1	3	.333	12	16	28	6	11	0	0	—	9	17	5.7
1976-77	8	—	54	9	25	.360	4	5	.800	1	3	4	9	14	0	3	—	4	4	0.5
1977-78	7	—	26	3	8	.375	3	4	.750	3	6	9	0	4	0	1	3	0	9	1.3
TOTALS	**18**	**—**	**167**	**20**	**46**	**.435**	**8**	**12**	**.667**	**16**	**25**	**41**	**15**	**29**	**0**	**4**	**3**	**13**	**30**	**1.7**

CATLEDGE, TERRY — South Alabama — #23 — HT: 6-8 — WT: 230

Birthdate: Aug. 22, 1963 — Drafted: 1985, 1st round (21st overall) by 76ers

	G	GS	MIN	FG	FGA	PCT	FT	FTA	PCT	OFF	DEF	TOT	A	PF	D	ST	TO	BS	PTS	AVG
1985-86	64	7	1092	202	431	.469	90	139	.647	107	165	272	21	127	0	31	69	8	494	7.7

3-PT. FG: 1985-86, 0-4 (.000)

PLAYOFFS

	G	GS	MIN	FG	FGA	PCT	FT	FTA	PCT	OFF	DEF	TOT	A	PF	D	ST	TO	BS	PTS	AVG
1985-86	11	—	293	46	117	.393	22	38	.579	37	38	75	5	34	0	6	14	8	114	10.4

CERVI, AL — None — HT: 5-11 — WT: 185

Birthdate: Feb. 12, 1917 — Drafted: N/A

	G	GS	MIN	FG	FGA	PCT	FT	FTA	PCT	OFF	DEF	TOT	A	PF	D	ST	TO	BS	PTS	AVG
1949-50	56	—	—	143	431	.332	287	346	.829	—	—	—	264	223	—	—	—	—	573	10.2
1950-51	53	—	—	132	346	.382	194	237	.819	—	—	152	208	180	9	—	—	—	458	8.6
1951-52	55	—	850	99	280	.354	219	248	.883	—	—	87	148	176	7	—	—	—	417	7.6
1952-53	38	—	301	31	71	.437	81	100	.810	—	—	22	28	90	2	—	—	—	143	3.8
TOTALS	**202**	**—**	**1151**	**405**	**1128**	**.359**	**781**	**931**	**.839**	**—**	**—**	**261**	**648**	**669**	**18**	**—**	**—**	**—**	**1591**	**7.9**

PLAYOFFS

	G	GS	MIN	FG	FGA	PCT	FT	FTA	PCT	OFF	DEF	TOT	A	PF	D	ST	TO	BS	PTS	AVG
1949-50	11	—	—	23	68	.338	38	46	.826	—	—	—	52	36	—	—	—	—	84	7.6
1950-51	7	—	—	17	56	.304	44	50	.880	—	—	33	38	31	1	—	—	—	78	11.1
1951-52	7	—	88	7	30	.233	22	23	.957	—	—	10	15	23	1	—	—	—	36	5.1
1952-53	2	—	28	3	5	.600	12	15	.800	—	—	0	1	12	1	—	—	—	18	9.0
TOTALS	**27**	**—**	**116**	**50**	**159**	**.314**	**116**	**134**	**.866**	**—**	**—**	**43**	**106**	**102**	**3**	**—**	**—**	**—**	**216**	**8.0**

CHAMBERLAIN, WILT — Kansas — #13 — HT: 7-1 — WT: 275

Birthdate: Aug. 21, 1936 — Drafted: 1959, 1st round (1st overall) by Philadelphia

	G	GS	MIN	FG	FGA	PCT	FT	FTA	PCT	OFF	DEF	TOT	A	PF	D	ST	TO	BS	PTS	AVG
1964-65	35	—	1558	427	808	.528	200	380	.526	—	—	780	133	70	0	—	—	—	1054	30.1
1965-66	79	—	3737	1074	1990	.540	501	976	.513	—	—	1943	414	171	0	—	—	—	2649	33.5
1966-67	81	—	3682	785	1150	.683	386	875	.441	—	—	1957	630	143	0	—	—	—	1956	24.1
1967-68	82	—	3836	819	1377	.595	354	932	.380	—	—	1952	702	160	0	—	—	—	1992	24.3
TOTALS	**277**	**—**	**12813**	**3105**	**5325**	**.583**	**1441**	**3163**	**.456**	**—**	**—**	**5632**	**1879**	**544**	**0**	**—**	**—**	**—**	**7651**	**27.6**

PLAYOFFS

	G	GS	MIN	FG	FGA	PCT	FT	FTA	PCT	OFF	DEF	TOT	A	PF	D	ST	TO	BS	PTS	AVG
1964-65	11	—	536	123	232	.530	76	136	.559	—	—	299	48	29	0	—	—	—	322	29.3
1965-66	5	—	240	56	110	.509	28	68	.412	—	—	151	15	10	0	—	—	—	140	28.0
1966-67	15	—	718	132	228	.579	62	160	.388	—	—	437	135	37	0	—	—	—	326	21.7

ALL-TIME ROSTER

1967-68	13	—	631	124	232	.534	60	158	.380	—	—	321	85	29	0	—	—	—	308	23.7
TOTALS	**44**	**—**	**2125**	**435**	**802**	**.542**	**226**	**522**	**.433**	**—**	**—**	**1208**	**283**	**105**	**0**	**—**	**—**	**—**	**1096**	**24.9**

ALL-STAR GAME

	G	GS	MIN	FG	FGA	PCT	FT	FTA	PCT	OFF	DEF	R	A	PF	D	ST	TO	BS	PTS	AVG
1966	1	1	25	8	11	.727	5	9	.556	—	—	9	3	2	0	—	—	—	21	—
1967	1	1	39	6	7	.857	2	5	.400	—	—	22	4	1	0	—	—	—	14	—
1968	1	1	25	3	4	.750	1	4	.250	—	—	7	6	2	0	—	—	—	7	—
TOTALS	**3**	**3**	**89**	**17**	**22**	**.773**	**8**	**18**	**.444**	**—**	**—**	**38**	**13**	**5**	**0**	**—**	**—**	**—**	**42**	**14.0**

CHAMBERS, TOM — **Utah** — **#25** — **HT: 6-10** — **WT: 230**

Birthdate: June 21, 1959 — **Drafted: 1981, 1st round (8th overall) by San Diego**

	G	GS	MIN	FG	FGA	PCT	FT	FTA	PCT	OFF	DEF	TOT	A	PF	D	ST	TO	BS	PTS	AVG
1997-98	1	0	10	2	2	1.000	2	2	.100	0	2	2	0	2	0	2	1	0	6	6.0

CHAPPELL, LEN — **Wake Forest** — **#50** — **HT: 6-8** — **WT: 240**

Birthdate: Jan. 31, 1941 — **Drafted: 1962, 1st round (4th overall) by Syracuse**

	G	GS	MIN	FG	FGA	PCT	FT	FTA	PCT	OFF	DEF	TOT	A	PF	D	ST	TO	BS	PTS	AVG
1962-63	80	—	1241	281	604	.465	148	238	.622	—	—	461	56	171	1	—	—	—	710	8.9
1963-64	1	0	16	0	2	.000	1	1	1.000	—	—	4	0	2	0	—	—	—	1	1.0
TOTALS	**81**	**0**	**1257**	**281**	**606**	**.464**	**149**	**239**	**.623**	**—**	**—**	**465**	**56**	**173**	**1**	**—**	**—**	**—**	**711**	**8.8**

PLAYOFFS

	G	GS	MIN	FG	FGA	PCT	FT	FTA	PCT	OFF	DEF	TOT	A	PF	D	ST	TO	BS	PTS	AVG
1962-63	4	—	53	4	21	.190	13	16	.813	—	—	18	3	7	0	—	—	—	21	5.3

CHEEKS, MAURICE — **West Texas State** — **#10** — **HT: 6-1** — **WT: 180**

Birthdate: Sept. 8, 1956 — **Drafted: 1978, 2nd round (36th overall) by 76ers**

	G	GS	MIN	FG	FGA	PCT	FT	FTA	PCT	OFF	DEF	TOT	A	PF	D	ST	TO	BS	PTS	AVG
1978-79	82	82	2409	292	572	.510	101	140	.721	63	191	254	431	198	2	174	193	12	685	8.4
1979-80	79	79	2623	357	661	.540	180	231	.779	75	199	274	556	197	1	183	216	32	898	11.4
1980-81	81	81	2415	310	581	.534	140	178	.787	67	178	245	560	231	1	193	174	39	763	9.4
1981-82	79	79	2498	352	676	.521	171	220	.777	51	197	248	667	247	0	209	184	33	881	11.2
1982-83	79	79	2465	404	745	.542	181	240	.754	53	156	209	543	182	0	184	179	31	990	12.5
1983-84	75	75	2494	386	702	.550	170	232	.733	44	161	205	478	196	1	171	182	20	950	12.7
1984-85	78	78	2616	422	741	.570	175	199	.879	54	163	217	497	184	0	169	155	24	1025	13.1
1985-86	82	82	3270	490	913	.537	282	335	.842	55	180	235	753	160	0	207	238	27	1266	15.4
1986-87	68	68	2624	415	788	.527	227	292	.777	47	168	215	538	109	0	180	173	15	1061	15.6
1987-88	79	79	2871	428	865	.495	227	275	.825	59	194	253	635	116	0	167	160	22	1086	13.7
1988-89	71	70	2298	336	696	.483	151	195	.774	39	144	183	554	114	0	105	116	17	824	11.6
TOTALS	**853**	**852**	**28583**	**4192**	**7940**	**.529**	**2005**	**2537**	**.790**	**607**	**1931**	**2538**	**6212**	**1934**	**5**	**1942**	**1931**	**272**	**10429**	**12.2**

3-PT. FG: 1979-80, 4-9 .444); 1980-81, 3-8 (.375); 1981-82, 6-22 (.273); 1982-83, 1-6 (.167); 1983-84, 8-20 (.400); 1984-85, 6-26 (.231); 1985-86, 4-17 (.235); 1986-87, 4-17 (.235); 1987-88, 3-22 (.136); 1988-89, 1-13 (.077); TOTALS, 40-160 (.250)

PLAYOFFS

	G	GS	MIN	FG	FGA	PCT	FT	FTA	PCT	OFF	DEF	TOT	A	PF	D	ST	TO	BS	PTS	AVG
1978-79	8	—	330	66	121	.545	37	56	.661	13	22	35	63	29	0	37	4	4	169	18.8
1979-80	18	—	675	89	174	.511	29	41	.707	22	52	74	111	43	0	45	45	4	208	11.6
1980-81	16	—	513	68	125	.544	32	42	.762	4	47	51	116	55	1	40	36	12	168	10.5
1981-82	21	—	765	125	265	.472	50	65	.769	15	47	62	172	58	0	48	49	6	301	14.3
1982-83	13	—	483	83	165	.503	45	64	.703	11	28	39	91	23	0	26	34	2	212	16.3
1983-84	5	—	171	35	67	.522	13	15	.867	2	10	12	19	18	0	13	10	0	83	16.6
1984-85	13	—	483	81	153	.529	36	42	.857	12	34	46	67	29	0	31	34	5	198	15.2
1985-86	12	—	519	94	182	.516	62	73	.849	13	43	56	85	18	0	13	32	3	250	20.8
1986-87	5	—	210	35	66	.530	18	21	.857	1	12	13	44	14	0	9	12	4	88	17.6
1988-89	3	—	128	21	41	.512	11	13	.846	3	8	11	39	4	0	7	3	1	53	17.7
TOTALS	**114**	**—**	**4277**	**697**	**1359**	**.513**	**333**	**432**	**.771**	**96**	**303**	**399**	**807**	**291**	**1**	**269**	**259**	**41**	**1730**	**15.2**

3-PT. FG: 1979-80, 1-5 (.200); 1980-81, 0-3 (.000); 1981-82, 1-9 (.111); 1982-83, 1-2 (.500); 1983-84, 0-1 (.000); 1984-85, 0-5 (.000); 1985-86, 0-7 (.000); 1986-87, 0-1 (.000); 1987-88, 0-1 (.000); TOTALS, 3-34 (.088)

ALL-STAR GAME

	G	GS	MIN	FG	FGA	PCT	FT	FTA	PCT	OFF	DEF	TOT	A	PF	D	ST	TO	BS	PTS	AVG
1983	1	1	18	3	8	.375	0	0	---	0	1	1	1	0	0	0	0	0	6	—
1986	1	0	14	3	6	.500	0	0	---	0	0	0	2	0	0	2	3	0	6	—
1987	1	0	8	1	2	.500	2	2	1.000	0	0	0	0	1	0	1	1	0	4	—
1988	1	0	4	0	0	.000	0	0	---	0	2	2	1	1	0	0	0	0	0	—
TOTALS	**4**	**1**	**44**	**7**	**16**	**.438**	**2**	**2**	**1.000**	**0**	**3**	**3**	**4**	**2**	**0**	**3**	**4**	**0**	**16**	**4.0**

CHOLLET, LEROY — **Loyola (La.); Canisius** — **HT: 6-2** — **WT: 190**

Birthdate: March 5, 1925 — **Drafted: N/A**

	G	GS	MIN	FG	FGA	PCT	FT	FTA	PCT	OFF	DEF	TOT	A	PF	D	ST	TO	BS	PTS	AVG
1949-50	49	—	—	61	179	.341	35	56	.625	—	—	—	37	52	—	—	—	—	157	3.2
1950-51	14	—	—	6	51	.118	12	19	.632	—	—	15	12	29	0	—	—	—	24	1.7
TOTALS	**63**	**—**	**—**	**67**	**230**	**.291**	**47**	**75**	**.627**	**—**	**—**	**15**	**49**	**81**	**0**	**—**	**—**	**—**	**181**	**2.9**

PLAYOFFS

	G	GS	MIN	FG	FGA	PCT	FT	FTA	PCT	OFF	DEF	TOT	A	PF	D	ST	TO	BS	PTS	AVG
1949-50	8	—	—	7	26	.269	5	13	.385	—	—	—	4	11	—	—	—	—	19	2.4
1950-51	7	—	—	4	23	.174	5	8	.625	—	—	16	9	16	1	—	—	—	13	1.9
TOTALS	**15**	**—**	**—**	**11**	**49**	**.224**	**10**	**21**	**.476**	**—**	**—**	**16**	**13**	**27**	**1**	**—**	**—**	**—**	**32**	**2.1**

CLARK, ARCHIE

Minnesota **#21** **HT: 6-2** **WT: 175**

Birthdate: July 15, 1941 **Drafted: 1966, 4th round (37th overall) by LA Lakers**

	G	GS	MIN	FG	FGA	PCT	FT	FTA	PCT	OFF	DEF	TOT	A	PF	D	ST	TO	BS	PTS	AVG
1968-69	82	0	2144	444	928	.478	219	314	.697	—	—	265	296	188	1	—	—	—	1107	13.5
1969-70	76	0	2772	594	1198	.496	311	396	.785	—	—	301	380	201	2	—	—	—	1499	19.7
1970-71	82	82	3245	662	1334	.496	422	536	.787	—	—	391	440	217	2	—	—	—	1746	21.3
1971-72	1	1	42	11	16	.688	7	11	.636	—	—	3	7	3	0	—	—	—	29	29.0
TOTALS	**241**	**83**	**8203**	**1711**	**3476**	**.492**	**959**	**1257**	**.763**	**—**	**—**	**960**	**1123**	**609**	**5**	**—**	**—**	**—**	**4381**	**18.2**

PLAYOFFS

	G	GS	MIN	FG	FGA	PCT	FT	FTA	PCT	OFF	DEF	R	A	PF	D	ST	TO	BS	PTS	AVG
1968-69	5	—	185	40	77	.519	17	19	.895	—	—	19	22	17	0	—	—	—	97	19.4
1969-70	5	—	146	26	60	.433	16	22	.727	—	—	14	18	10	0	—	—	—	68	13.6
1970-71	7	—	295	66	139	.475	33	45	.733	—	—	29	34	21	0	—	—	—	165	23.6
TOTALS	**17**	**—**	**626**	**132**	**276**	**.478**	**66**	**86**	**.767**	**—**	**—**	**62**	**74**	**48**	**0**	**—**	**—**	**—**	**330**	**19.4**

CLAXTON, SPEEDY

Hofstra **#12** **HT: 5-11** **WT: 166**

Birthdate: May 8, 1978 **Drafted: 2000, 1st round (20th overall) by 76ers**

	G	GS	MIN	FG	FGA	PCT	FT	FTA	PCT	OFF	DEF	TOT	A	PF	D	ST	TO	BS	PTS	AVG
2001-02	67	18	1528	181	452	.400	114	136	.838	46	114	160	198	145	1	95	95	6	480	7.2

3-PT. FG: 2001-02, 4-33 (.121)

PLAYOFFS

	G	GS	MIN	FG	FGA	PCT	FT	FTA	PCT	OFF	DEF	TOT	A	PF	D	ST	TO	BS	PTS	AVG
2001-02	5	0	49	4	12	.333	4	6	.667	1	0	1	14	8	0	5	3	0	12	2.4

COLEMAN, BEN

Maryland **#54** **HT: 6-9** **WT: 235**

Birthdate: Nov. 14, 1961 **Drafted: 1984, 2nd round (37th overall) by Chicago**

	G	GS	MIN	FG	FGA	PCT	FT	FTA	PCT	OFF	DEF	TOT	A	PF	D	ST	TO	BS	PTS	AVG
1987-88	43	14	841	110	213	.516	76	101	.752	58	119	177	23	120	1	15	55	25	296	6.9
1988-89	58	11	703	117	241	.485	61	77	.792	49	128	177	17	120	0	10	48	18	295	5.1
TOTALS	**101**	**25**	**1544**	**227**	**454**	**.500**	**137**	**178**	**.770**	**107**	**247**	**354**	**40**	**240**	**1**	**25**	**103**	**43**	**591**	**5.9**

3-PT. FG: 1987-88, 0-1 (.000)

PLAYOFFS

	G	GS	MIN	FG	FGA	PCT	FT	FTA	PCT	OFF	DEF	TOT	A	PF	D	ST	TO	BS	PTS	AVG
1988-89	3	0	23	6	8	.750	2	2	1.000	2	3	5	0	8	0	1	1	0	14	4.7

COLEMAN, DERRICK

Syracuse **#44** **HT: 6-10** **WT: 270**

Birthdate: June 21, 1967 **Drafted: 1990, 1st round (1st overall) by New Jersey**

	G	GS	MIN	FG	FGA	PCT	FT	FTA	PCT	OFF	DEF	TOT	A	PF	D	ST	TO	BS	PTS	AVG
1995-96	11	11	294	48	118	.407	20	32	.625	13	59	72	31	30	0	4	28	10	123	11.2
1996-97	57	54	2102	364	836	.435	272	365	.745	157	416	573	193	164	1	50	184	75	1032	18.1
1997-98	59	58	2135	356	867	.411	302	391	.772	149	438	587	145	144	1	46	157	68	1040	17.6
2001-02	58	58	2080	331	735	.450	185	227	.815	167	342	509	98	158	0	42	119	51	875	15.1
2002-03	64	35	1742	223	498	.448	134	171	.784	151	299	450	87	171	2	53	96	69	602	9.4
2003-04	34	30	843	107	259	.413	49	65	.754	45	147	192	46	79	0	23	57	26	271	8.0
TOTALS	**283**	**246**	**9196**	**1429**	**3313**	**.431**	**962**	**1251**	**.769**	**682**	**1701**	**2383**	**600**	**746**	**4**	**218**	**641**	**299**	**3943**	**13.9**

3-PT. FG: 1995-96, 7-21 (.333); 1996-97, 32-119 (.269); 1997-98, 26-98 (.265); 2001-02, 28-83 (.337); 2002-03, 22-67 (.328); 2003-04, 8-36 (.222); TOTALS, 123-424 (.290.

PLAYOFFS

	G	GS	MIN	FG	FGA	PCT	FT	FTA	PCT	OFF	DEF	TOT	A	PF	D	ST	TO	BS	PTS	AVG
2001-02	5	5	191	22	42	.524	16	20	.800	15	31	46	10	10	0	1	5	7	64	12.8
2002-03	12	12	449	59	118	.500	41	47	.872	29	67	96	24	36	0	7	17	16	163	13.6
TOTALS	**17**	**17**	**640**	**81**	**160**	**.506**	**57**	**67**	**.851**	**44**	**98**	**142**	**34**	**46**	**0**	**8**	**22**	**23**	**227**	**13.4**

3-PT. FG: 2001-02, 4-13 (.308); 2002-03, 4-10 (.400; TOTALS, 8-23 (.348)

COLLINS, DOUG

Illinois State **#20** **HT: 6-6** **WT: 180**

Birthdate: July 28, 1951 **Drafted: 1973, 1st round (1st overall) by 76ers**

	G	GS	MIN	FG	FGA	PCT	FT	FTA	PCT	OFF	DEF	TOT	A	PF	D	ST	TO	BS	PTS	AVG
1973-74	25	0	436	72	194	.371	55	72	.764	7	39	46	40	65	1	13	—	2	199	8.0
1974-75	81	76	2820	561	1150	.488	331	392	.844	104	211	315	213	291	6	108	—	17	1453	17.9
1975-76	77	77	2995	614	1196	.513	372	445	.836	126	181	307	191	249	2	110	—	24	1600	20.8
1976-77	58	47	2037	426	823	.518	210	250	.840	64	131	195	271	174	2	70	—	15	1062	18.3
1977-78	79	77	2770	643	1223	.526	267	329	.812	87	143	230	320	228	2	128	250	25	1553	19.7
1978-79	47	44	1595	358	717	.499	201	247	.814	36	87	123	191	139	1	52	131	20	917	19.5
1979-80	36	17	963	191	410	.466	113	124	.911	29	65	94	100	76	0	30	82	7	495	13.8
1980-81	12	12	329	62	126	.492	24	29	.828	6	23	29	42	23	0	7	22	4	148	12.3

ALL-TIME ROSTER

TOTALS	**415**	**350**	**13945**	**2927**	**5839**	**.501**	**1573**	**1888**	**.833**	**459**	**880**	**1339**	**1368**	**1245**	**14**	**518**	**485**	**114**	**7427**	**17.9**

PLAYOFFS

	G	GS	MIN	FG	FGA	PCT	FT	FTA	PCT	OFF	DEF	TOT	A	PF	D	ST	TO	BS	PTS	AVG
1975-76	3	—	117	23	53	.434	12	14	.857	13	8	21	10	9	0	3	—	1	58	19.3
1976-77	19	—	759	177	318	.557	71	96	.740	30	49	79	74	57	0	28	—	3	425	22.4
1977-78	10	—	342	82	165	.497	40	49	.816	8	23	31	27	29	0	3	23	0	204	20.4
TOTALS	**32**	**—**	**1218**	**282**	**536**	**.526**	**123**	**159**	**.774**	**51**	**80**	**131**	**111**	**95**	**0**	**34**	**23**	**4**	**687**	**21.5**

ALL-STAR GAME

	G	GS	MIN	FG	FGA	PCT	FT	FTA	PCT	OFF	DEF	TOT	A	PF	D	ST	TO	BS	PTS	AVG
1976	1	0	20	5	10	.500	2	2	1.000	2	4	6	3	3	0	3	—	0	12	—
1977	1	1	21	3	6	.500	2	2	1.000	1	1	2	6	2	0	1	—	0	8	—
1978	1	0	27	3	8	.375	8	11	.727	4	1	5	8	3	0	2	—	0	14	—
1979	Selected but did not play due to injury																			
TOTALS	**3**	**1**	**68**	**11**	**24**	**.458**	**12**	**15**	**.800**	**7**	**6**	**13**	**17**	**8**	**0**	**6**	**—**	**0**	**34**	**11.3**

COLTER, STEVE — **New Mexico State** — **#14** — **HT: 6-3** — **WT: 175**

Birthdate: July 24, 1962 — **Drafted: 1984, 2nd round (33rd overall) by Portland**

	G	GS	MIN	FG	FGA	PCT	FT	FTA	PCT	OFF	DEF	TOT	A	PF	D	ST	TO	BS	PTS	AVG
1986-87	43	13	849	120	255	.471	49	68	.721	14	52	66	116	61	0	37	38	6	293	6.8
1987-88	12	0	152	15	40	.375	7	9	.778	7	11	18	26	20	0	6	11	0	37	3.1
TOTALS	**55**	**13**	**1001**	**135**	**295**	**.458**	**56**	**77**	**.727**	**21**	**63**	**84**	**142**	**81**	**0**	**43**	**49**	**6**	**330**	**6.0**

PLAYOFFS

	G	GS	MIN	FG	FGA	PCT	FT	FTA	PCT	OFF	DEF	TOT	A	PF	D	ST	TO	BS	PTS	AVG
1986-87	—	2	8	1	2	.500	0	0	---	0	0	0	2	1	0	0	0	0	2	1.0

CONLIN, ED — **Fordham** — **HT: 6-6** — **WT: 200**

Birthdate: Sept. 2, 1933 — **Drafted: 1955, by Syracuse**

	G	GS	MIN	FG	FGA	PCT	FT	FTA	PCT	OFF	DEF	TOT	A	PF	D	ST	TO	BS	PTS	AVG
1955-56	66	—	1423	211	574	.368	121	178	.680	—	—	326	145	121	1	—	—	—	543	8.2
1956-57	71	—	2250	335	896	.374	283	368	.769	—	—	430	205	170	0	—	—	—	953	13.4
1957-58	60	—	1871	343	877	.391	215	270	.796	—	—	436	133	168	2	—	—	—	901	15.0
1958-59*	72	—	1955	329	891	.369	197	274	.719	—	—	394	132	188	6	—	—	—	855	11.9
TOTALS	**269**	**—**	**7499**	**1218**	**3238**	**.376**	**816**	**1090**	**.749**	**—**	**—**	**1586**	**615**	**647**	**9**	**—**	**—**	**—**	**3252**	**12.1**

PLAYOFFS

	G	GS	MIN	FG	FGA	PCT	FT	FTA	PCT	OFF	DEF	TOT	A	PF	D	ST	TO	BS	PTS	AVG
1955-56	8	—	197	31	85	.365	22	38	.579	—	—	47	9	14	0	—	—	—	84	10.5
1956-57	5	—	164	28	71	.394	21	27	.778	—	—	17	15	11	0	—	—	—	77	15.4
1957-58	3	—	113	14	45	.311	5	7	.714	—	—	21	4	10	0	—	—	—	33	11.0
TOTALS	**16**	**—**	**474**	**73**	**201**	**.363**	**48**	**72**	**.667**	**—**	**—**	**85**	**28**	**35**	**0**	**—**	**—**	**—**	**194**	**12.1**

COPELAND, LANARD — **Georgia State** — **#7** — **HT: 6-6** — **WT: 210**

Birthdate: July 16, 1965 — **Drafted: Undrafted**

	G	GS	MIN	FG	FGA	PCT	FT	FTA	PCT	OFF	DEF	TOT	A	PF	D	ST	TO	BS	PTS	AVG
1989-90	23	0	110	31	68	.456	11	14	.786	4	6	10	9	12	0	1	19	1	74	3.2

3-PT. FG: 1990-91, 1-5 (.200)

PLAYOFFS

	G	GS	MIN	FG	FGA	PCT	FT	FTA	PCT	OFF	DEF	TOT	A	PF	D	ST	TO	BS	PTS	AVG
1990-91	—	4	9	2	6	.333	0	0	---	0	1	1	0	1	0	0	1	0	4	1.0

CORLEY, RAY — **Notre Dame; Georgetown** — **HT: 6-0** — **WT: 180**

Birthdate: Jan. 1, 1928 — **Drafted: N/A**

	G	GS	MIN	FG	FGA	PCT	FT	FTA	PCT	OFF	DEF	TOT	A	PF	D	ST	TO	BS	PTS	AVG
1949-50	60	—	—	117	370	.316	75	122	.615	—	—	—	109	81	—	—	—	—	309	5.2

PLAYOFFS

	G	GS	MIN	FG	FGA	PCT	FT	FTA	PCT	OFF	DEF	TOT	A	PF	D	ST	TO	BS	PTS	AVG
1949-50	6	—	—	6	36	.167	5	11	.455	—	—	—	10	5	—	—	—	—	17	2.8

COSTELLO, LARRY — **Niagara** — **#21** — **HT: 6-1** — **WT: 190**

Birthdate: July 2, 1931 — **Drafted: 1954, by Philadelphia (Warriors)**

	G	GS	MIN	FG	FGA	PCT	FT	FTA	PCT	OFF	DEF	TOT	A	PF	D	ST	TO	BS	PTS	AVG
1957-58	72	—	2746	378	888	.426	320	378	.847	—	—	378	317	246	3	—	—	—	1076	14.9
1958-59	70	—	2750	414	948	.437	280	349	.802	—	—	365	379	263	7	—	—	—	1108	15.8
1959-60	71	—	2469	372	822	.453	249	289	.862	—	—	388	449	234	4	—	—	—	993	14.0
1960-61	75	—	2167	407	844	.482	270	338	.799	—	—	292	413	286	9	—	—	—	1084	14.5
1961-62	63	—	1854	310	726	.427	247	295	.837	—	—	245	359	220	5	—	—	—	867	13.8
1962-63	78	—	2066	285	660	.432	288	327	.881	—	—	237	334	263	4	—	—	—	858	11.0
1963-64	45	—	1137	191	408	.476	147	170	.865	—	—	105	167	150	3	—	—	—	529	11.8
1964-65	64	—	1967	309	695	.445	243	277	.877	—	—	169	275	242	10	—	—	—	861	13.5
1965-66	49	—	976	130	293	.444	120	133	.902	—	—	103	140	141	2	—	—	—	380	7.8

1966-67	28	—	492	67	148	.453	67	81	.827	—	—	51	68	62	0	—	—	—	201	7.2
TOTALS	**615**	**—**	**18624**	**2863**	**6432**	**.445**	**2231**	**2637**	**.846**	**—**	**—**	**2333**	**2901**	**2107**	**47**	**—**	**—**	**—**	**7957**	**12.9**

PLAYOFFS

	G	GS	MIN	FG	FGA	PCT	FT	FTA	PCT	OFF	DEF	TOT	A	PF	D	ST	TO	BS	PTS	AVG
1957-58	3	—	134	10	34	.294	14	14	1.000	—	—	25	12	6	0	—	—	—	34	11.3
1958-59	9	—	361	54	121	.446	51	61	.836	—	—	53	54	40	2	—	—	—	159	17.7
1959-60	3	—	122	20	47	.426	10	12	.833	—	—	14	20	15	1	—	—	—	50	16.7
1960-61	8	—	269	42	103	.408	47	55	.855	—	—	35	52	39	3	—	—	—	131	16.4
1961-62	5	—	167	22	51	.431	29	33	.879	—	—	16	28	21	0	—	—	—	73	14.6
1962-63	5	—	134	16	37	.432	19	23	.826	—	—	4	23	27	2	—	—	—	51	10.2
1963-64	5	—	36	3	14	.214	10	10	1.000	—	—	3	4	14	1	—	—	—	16	3.2
1964-65	10	—	207	22	53	.415	11	16	.688	—	—	12	20	43	2	—	—	—	55	5.5
1966-67	2	—	25	6	8	.750	5	5	1.000	—	—	4	3	2	0	—	—	—	17	8.5
TOTALS	**50**	**—**	**1455**	**195**	**468**	**.417**	**196**	**229**	**.856**	**—**	**—**	**166**	**216**	**207**	**11**	**—**	**—**	**—**	**586**	**11.7**

ALL-STAR GAME

	G	GS	MIN	FG	FGA	PCT	FT	FTA	PCT	OFF	DEF	TOT	A	PF	D	ST	TO	BS	PTS	AVG
1958	1	0	17	0	6	.000	1	1	1.000	—	—	1	4	—	—	—	—	—	1	
1959	1	0	18	3	8	.375	1	1	1.000	—	—	3	3	—	—	—	—	—	7	
1960	1	0	20	5	9	.556	0	0	---	—	—	4	2	—	—	—	—	—	10	
1961	1	0	5	1	2	.500	0	0	---	—	—	0	0	—	—	—	—	—	2	
1962	Selected but did not play due to injury																			
1965	1	0	11	2	7	.286	0	0	---										4	
TOTALS	**5**	**0**	**71**	**11**	**32**	**.344**	**2**	**2**	**1.000**	**—**	**—**	**8**	**9**	**—**	**—**	**—**	**—**	**—**	**24**	**4.8**

COUNTS, MEL — **Oregon State** — **#31** — **HT: 7-0** — **WT: 230**

Birthdate: Oct. 16, 1941 — **Drafted: 1964, 1st round (9th overall) by Boston**

	G	GS	MIN	FG	FGA	PCT	FT	FTA	PCT	OFF	DEF	TOT	A	PF	D	ST	TO	BS	PTS	AVG
1972-73	7	0	47	5	16	.313	0	0	---	—	—	16	3	8	0	—	—	—	10	1.4

COURTIN, STEVE — **St. Joseph's** — **#23** — **HT: 6-1** — **WT: 190**

Birthdate: Sept. 21, 1942 — **Drafted: 1964, 3rd round (24th overall) by Cincinnati**

	G	GS	MIN	FG	FGA	PCT	FT	FTA	PCT	OFF	DEF	TOT	A	PF	D	ST	TO	BS	PTS	AVG
1964-65	24	—	317	42	103	.408	17	21	.810	—	—	22	22	44	0	—	—	—	101	4.2

COURTNEY, JOE — **Southern Mississippi** — **#21** — **HT: 6-9** — **WT: 235**

Birthdate: Oct. 17, 1969 — **Drafted: Undrafted**

	G	GS	MIN	FG	FGA	PCT	FT	FTA	PCT	OFF	DEF	TOT	A	PF	D	ST	TO	BS	PTS	AVG
1996-97	4	0	52	6	14	.429	0	0	---	5	4	9	0	8	1	0	1	0	12	3.0

COVINGTON, ROBERT — **Tennessee State** — **#33** — **HT: 6-9** — **WT: 215**

Birthdate: 12/14/90 — **Drafted: Undrafted**

	G	GS	MIN	FG	FGA	PCT	FT	FTA	PCT	OFF	DEF	TOT	A	PF	D	ST	TO	BS	PTS	AVG
2014-15	70	49	1956	299	756	.396	178	217	.820	65	251	316	105	189	1	97	128	31	943	13.5
2015-16	67	49	1903	274	712	.385	140	177	.791	65	354	419	97	232	4	105	143	40	858	12.8
2016-17	67	67	2119	292	732	.399	143	174	.822	92	344	436	102	203	2	127	131	69	864	12.9
2017-18	80	80	2531	345	836	.413	116	136	.853	55	378	433	156	238	1	137	126	72	1009	12.6
TOTALS	**284**	**245**	**8544**	**1216**	**3050**	**.399**	**577**	**704**	**.820**	**277**	**1327**	**1604**	**460**	**862**	**8**	**466**	**528**	**212**	**3674**	**12.9**

3-PT FG: 2014-15, 167-446 (.374); 2015-16, 170-482 (.353), 2016-17, 137-412 (.333), 2017-18, 203-550 (.369);TOTALS, 677-1890 (.358)

PLAYOFFS

	G	GS	MIN	FG	FGA	PCT	FT	FTA	PCT	OFF	DEF	TOT	A	PF	D	ST	TO	BS	PTS	AVG
2017-18	10	8	281	27	83	0.325	12	16	.750	12	41	53	25	30	0	11	11	9	81	8.1

3-PT FG:2017-18, 15-48 (.313)

CRAWFORD, FRED — **St. Bonaventure** — **#11** — **HT: 6-4** — **WT: 195**

Birthdate: Dec. 23, 1941 — **Drafted: 1964, 4th round (26th overall) by New York**

	G	GS	MIN	FG	FGA	PCT	FT	FTA	PCT	OFF	DEF	TOT	A	PF	D	ST	TO	BS	PTS	AVG
1970-71	36	1	449	74	175	.423	32	72	.444	—	—	69	54	59	0	—	—	—	180	5.0

CUMMINGS, TERRY — **DePaul** — **#34** — **HT: 6-9** — **WT: 250**

Birthdate: Mar. 16, 1961 — **Drafted: 1982, 1st round (2nd overall) by San Diego**

	G	GS	MIN	FG	FGA	PCT	FT	FTA	PCT	OFF	DEF	TOT	A	PF	D	ST	TO	BS	PTS	AVG
1997-98	44	2	656	97	212	.458	39	58	.672	55	93	148	21	102	1	22	17	5	233	5.3

CUMMINGS, VONTEEGO — **Pittsburgh** — **#5** — **HT:6-3** — **WT: 190**

Birthdate: Feb. 29, 1976 — **Drafted: 1999, 1st round (26th overall) by Indiana**

	G	GS	MIN	FG	FGA	PCT	FT	FTA	PCT	OFF	DEF	TOT	A	PF	D	ST	TO	BS	PTS	AVG
2001-02	58	1	501	78	187	.417	24	32	.750	14	38	52	60	53	0	18	36	5	192	3.3

3-PT. FG: 2001-02, 12-46 (.261)

PLAYOFFS

	G	GS	MIN	FG	FGA	PCT	FT	FTA	PCT	OFF	DEF	TOT	A	PF	D	ST	TO	BS	PTS	AVG

ALL-TIME ROSTER

2001-02	1	0	1	0	0	.000	0	0	---	0	0	0	0	0	0	0	0	0	0	0.0

CUNNINGHAM, BILLY — North Carolina — #32 — HT: 6-6 — WT: 220

Birthdate: June 3, 1943 — Drafted: 1965, 1st round (4th overall) by 76ers

	G	GS	MIN	FG	FGA	PCT	FT	FTA	PCT	OFF	DEF	TOT	A	PF	D	ST	TO	BS	PTS	AVG
1965-66	80	—	2134	431	1011	.426	281	443	.634	—	—	599	207	301	12	—	—	—	1143	14.3
1966-67	81	—	2168	556	1211	.459	383	558	.686	—	—	589	205	260	2	—	—	—	1495	18.5
1967-68	74	—	2076	516	1178	.438	368	509	.723	—	—	562	187	260	3	—	—	—	1400	18.9
1968-69	82	—	3345	739	1736	.426	556	754	.737	—	—	1050	287	329	10	—	—	—	2034	24.8
1969-70	81	—	3194	802	1710	.469	510	700	.729	—	—	1101	352	331	15	—	—	—	2114	26.1
1970-71	81	80	3090	702	1519	.462	455	620	.734	—	—	946	395	328	5	—	—	—	1859	23.0
1971-72	75	75	2900	658	1428	.461	428	601	.712	—	—	918	443	295	12	—	—	—	1744	23.3
1974-75	80	73	2859	609	1423	.428	345	444	.777	130	596	726	442	270	4	91	—	35	1563	19.5
1975-76	20	20	640	103	251	.410	68	88	.773	29	118	147	107	57	1	24	—	10	274	13.7
TOTALS	**654**	**248**	**22406**	**5116**	**11467**	**.446**	**3394**	**4717**	**.720**	**159**	**714**	**6638**	**2625**	**2431**	**64**	**115**	**—**	**45**	**13626**	**20.8**

PLAYOFFS

	G	GS	MIN	FG	FGA	PCT	FT	FTA	PCT	OFF	DEF	TOT	A	PF	D	ST	TO	BS	PTS	AVG
1965-66	4	—	69	5	31	.161	11	13	.846	—	—	18	10	11	0	—	—	—	21	5.3
1966-67	15	—	339	83	221	.376	59	90	.656	—	—	93	33	53	1	—	—	—	225	15.0
1967-68	3	—	86	24	43	.558	14	17	.824	—	—	22	10	16	1	—	—	—	62	20.7
1968-69	5	—	217	49	117	.419	24	38	.632	—	—	63	12	24	1	—	—	—	122	24.4
1969-70	5	—	205	61	123	.496	24	36	.667	—	—	52	20	19	0	—	—	—	146	29.2
1970-71	7	—	301	67	142	.472	47	67	.701	—	—	108	40	28	0	—	—	—	181	25.9
TOTALS	**39**	**—**	**1217**	**289**	**677**	**.427**	**179**	**261**	**.686**	**—**	**—**	**356**	**125**	**151**	**3**	**—**	**—**	**—**	**757**	**19.4**

ALL-STAR GAME

	G	GS	MIN	FG	FGA	PCT	FT	FTA	PCT	OFF	DEF	TOT	A	PF	D	ST	TO	BS	PTS	AVG
1969	1	0	22	5	10	.500	0	0	---	—	—	5	1	3	0	—	—	—	10	—
1970	1	1	28	7	13	.538	5	5	1.000	—	—	4	2	3	0	—	—	—	19	—
1971	1	1	19	2	8	.250	1	2	.500	—	—	4	3	1	0	—	—	—	5	—
1972	1	1	24	4	13	.308	6	8	.750	—	—	10	3	4	0	—	—	—	14	—

CUNNINGHAM, WILLIAM — Temple — #50 — HT: 6-11 — WT: 250

Birthdate: Mar. 25, 1974 — Drafted: Undrafted

	G	GS	MIN	FG	FGA	PCT	FT	FTA	PCT	OFF	DEF	TOT	A	PF	D	ST	TO	BS	PTS	AVG
1997-98	1	0	1	0	0	---	0	0	---	0	2	2	0	0	0	0	0	0	0	0.0

CURETON, EARL — Detroit — #25 — HT: 6-9 — WT: 210

Birthdate: Sept. 3, 1957 — Drafted: 1979, 3rd round (58th overall) by 76ers

	G	GS	MIN	FG	FGA	PCT	FT	FTA	PCT	OFF	DEF	TOT	A	PF	D	ST	TO	BS	PTS	AVG
1980-81	52	6	528	93	205	.454	33	64	.516	51	104	155	25	68	0	20	29	23	219	4.2
1981-82	66	8	956	149	306	.487	51	94	.543	90	180	270	32	142	0	31	44	27	349	5.3
1982-83	73	3	987	108	258	.419	33	67	.493	84	185	269	43	144	1	37	76	24	249	3.4
TOTALS	**191**	**17**	**2471**	**350**	**769**	**.455**	**117**	**225**	**.520**	**225**	**469**	**694**	**100**	**354**	**1**	**88**	**149**	**74**	**817**	**4.3**

3-PT. FG: 1980-81, 0-1 (.000); 1981-82, 0-2 (.000); TOTALS, 0-3 (.000)

PLAYOFFS

	G	GS	MIN	FG	FGA	PCT	FT	FTA	PCT	OFF	DEF	TOT	A	PF	D	ST	TO	BS	PTS	AVG
1980-81	9	—	36	6	18	.333	0	2	.000	1	8	9	2	3	0	1	—	2	12	1.3
1981-82	12	—	75	13	41	.317	6	9	.667	12	14	26	2	12	0	1	—	1	32	2.7
1982-83	5	—	25	1	4	.250	0	0	---	0	5	5	1	5	0	2	—	0	2	0.4
TOTALS	**26**	**—**	**136**	**20**	**63**	**.317**	**6**	**11**	**.545**	**13**	**27**	**40**	**5**	**20**	**0**	**4**	**—**	**3**	**46**	**1.8**

3-PT. FG: 1981-82, 0-1 (.000)

CURRY, MICHAEL — Georgia Southern — #20 — HT: 6-5 — WT: 220

Birthdate: Aug. 12, 1968 — Drafted: Undrafted

	G	GS	MIN	FG	FGA	PCT	FT	FTA	PCT	OFF	DEF	TOT	A	PF	D	ST	TO	BS	PTS	AVG
1993-94	10	0	43	3	14	.214	3	4	.750	0	1	1	1	6	0	1	3	0	9	0.9

3-PT. FG: 1993-94, 0-2 (.000)

DALEMBERT, SAMUEL — Seton Hall — #1 — HT: 6-11 — WT: 250

Birthdate: May 10, 1981 — Drafted: 2001, 1st Round (26th overall) by 76ers

	G	GS	MIN	FG	FGA	PCT	FT	FTA	PCT	OFF	DEF	TOT	A	PF	D	ST	TO	BS	PTS	AVG
2001-02	34	0	177	22	50	.440	7	18	.389	25	43	68	5	30	0	6	14	13	51	1.5
2002-03	Injured List - left knee surgery																			
2003-04	82	53	2197	270	499	.541	112	174	.644	194	432	626	21	273	4	44	86	189	652	8.0
2004-05	72	60	1785	250	477	.524	89	148	.601	187	355	542	35	241	4	46	114	121	589	8.2
2005-06	66	52	1761	196	369	.531	93	132	.705	159	382	541	25	244	9	34	107	160	485	7.3
2006-07	82	82	2535	356	658	.541	167	224	.746	239	494	733	64	287	9	47	161	159	879	10.7
2007-08	82	82	2724	339	661	.513	186	263	.707	304	545	849	45	269	3	40	155	192	864	10.5
2008-09	82	82	2036	216	434	.498	91	124	.734	214	487	701	18	248	2	33	117	146	523	6.4
2009-10	82	80	2124	285	523	.545	97	133	.729	239	545	784	64	252	5	42	123	151	667	8.1
TOTALS	**582**	**491**	**15342**	**1934**	**3671**	**.527**	**842**	**1216**	**.692**	**1561**	**3283**	**4844**	**277**	**1844**	**36**	**292**	**877**	**1131**	**4710**	**8.1**

3-PT FG: 2003-04, 0-1 (.000); 2004-05, 0-0 (---); 2005-06, 0-1 (.000); 2006-07, 0-2 (.000); 2007-08, 0-1 (.000); 2008-09, 0-2 (.000);

TOTALS, 0-7 (.000)

PLAYOFFS

	G	GS	MIN	FG	FGA	PCT	FT	FTA	PCT	OFF	DEF	TOT	A	PF	D	ST	TO	BS	PTS	AVG
2004-05	5	5	192	26	47	.553	6	15	.400	18	46	64	2	19	0	2	9	7	58	11.6
2007-08	6	6	193	19	45	.422	16	19	.842	20	37	57	3	17	0	2	10	10	54	9.0
2008-09	6	6	133	16	26	.615	3	4	.750	10	37	47	3	24	0	2	6	9	35	5.8
TOTALS	**17**	**17**	**518**	**61**	**118**	**.517**	**25**	**38**	**.658**	**48**	**120**	**168**	**8**	**60**	**0**	**6**	**25**	**26**	**147**	**8.6**

DANIELS, ANTONIO — **BOWLING GREEN** — **#22** — **HT: 6-4** — **WT: 205**

Birthdate: Mar. 19, 1975 — **Drafted: 1997, 1st round (4th overall) by Vancouver**

	G	GS	MIN	FG	FGA	PCT	FT	FTA	PCT	OFF	DEF	TOT	A	PF	D	ST	TO	BS	PTS	AVG
2010-11	4	0	35	2	5	.400	2	2	1.000	0	5	5	2	0	0	0	1	0	6	1.5

3-PT. FG: 2010-11, 0-2 (.00)

PLAYOFFS

	G	GS	MIN	FG	FGA	PCT	FT	FTA	PCT	OFF	DEF	TOT	A	PF	D	ST	TO	BS	PTS	AVG
2011	5	0	38	3	7	.429	1	2	.500	2	8	10	0	5	0	0	1	3	7	1.4

DANIELS, LLOYD — **Jackson H.S., Queens, NY** — **#44** — **HT: 6-7** — **WT: 205**

Birthdate: Sept. 4, 1967 — **Drafted: Undrafted**

	G	GS	MIN	FG	FGA	PCT	FT	FTA	PCT	OFF	DEF	TOT	A	PF	D	ST	TO	BS	PTS	AVG
1994-95	5	0	63	9	27	.333	2	2	1.000	2	5	7	4	8	0	2	8	0	23	4.6

3-PT. FG: 1994-95, 3-14 (.214)

DAVIES, BRANDON — **Brigham Young** — **#20** — **HT: 6-10** — **WT: 240**

Birthdate: July 25, 1991 — **Drafted: N/A**

	G	GS	MIN	FG	FGA	PCT	FT	FTA	PCT	OFF	DEF	TOT	A	PF	D	ST	TO	BS	PTS	AVG
2013-14	51	0	575	54	128	.422	34	53	.642	38	71	109	28	92	1	24	35	8	144	2.8
2014-15	20	6	379	49	119	.412	21	33	.636	35	38	73	28	54	1	17	25	4	126	6.3
TOTALS	**71**	**6**	**954**	**103**	**247**	**.417**	**55**	**86**	**.640**	**73**	**109**	**182**	**56**	**146**	**2**	**41**	**60**	**12**	**270**	**3.8**

3-PT. FG: 2013-14, 2-10 (.200); 2014-15, 7-30 (.233); Totals, 9-40 (.225)

DAVIS, JOSH — **Wyoming** — **#23** — **HT: 6-8** — **WT: 235**

Birthdate: Aug. 18, 1980 — **Drafted: Undrafted**

	G	GS	MIN	FG	FGA	PCT	FT	FTA	PCT	OFF	DEF	TOT	A	PF	D	ST	TO	BS	PTS	AVG
2004-05	42	5	328	42	111	.378	14	17	.824	29	50	79	12	45	0	8	15	4	117	2.8

3-PT FG: 2004-05, 19-53 (.358)

PLAYOFFS

	G	GS	MIN	FG	FGA	PCT	FT	FTA	PCT	OFF	DEF	TOT	A	PF	D	ST	TO	BS	PTS	AVG
2004-05	2	0	4	0	1	.000	0	0	---	0	1	1	0	1	0	0	0	0	0	0.0

3-PT FG: 2004-05, 0-1 (.000

DAVIS, MARK — **Texas Tech** — **#7** — **HT: 6-7** — **WT: 210**

Birthdate: Apr. 26, 1973 — **Drafted: 1995, 2nd round (48th overall) by Minnesota**

	G	GS	MIN	FG	FGA	PCT	FT	FTA	PCT	OFF	DEF	TOT	A	PF	D	ST	TO	BS	PTS	AVG
1996-97	75	17	1705	251	555	.469	113	168	.673	138	185	323	135	230	7	85	118	31	639	8.5
1997-98	71	12	906	109	244	.447	64	101	.634	64	94	158	73	95	1	49	91	18	282	4.0
TOTALS	**146**	**29**	**2611**	**360**	**779**	**.462**	**177**	**269**	**.658**	**202**	**279**	**481**	**208**	**325**	**8**	**134**	**209**	**49**	**921**	**6.3**

3-PT. FG: 1996-97, 24-93 (.258); 1997-98, 0-6 (.000); TOTALS, 24-99 (.242

DAVIS, MONTI — **Tennessee State** — **#44** — **HT: 6-7** — **WT: 205**

Birthdate: July 26, 1958 — **Drafted: 1980, 1st round (21st overall) by 76ers**

	G	GS	MIN	FG	FGA	PCT	FT	FTA	PCT	OFF	DEF	TOT	A	PF	D	ST	TO	BS	PTS	AVG
1980-81	1	0	2	1	1	1.000	0	0	---	0	1	1	0	0	0	0	0	0	2	2.0

DAWKINS, DARRYL — **Evans H.S., Orlando, FL** — **#53** — **HT: 6-11** — **WT: 252**

Birthdate: Jan. 11, 1957 — **Drafted: 1975, 1st round (5th overall) by 76ers**

	G	GS	MIN	FG	FGA	PCT	FT	FTA	PCT	OFF	DEF	TOT	A	PF	D	ST	TO	BS	PTS	AVG
1975-76	37	1	165	41	82	.500	8	24	.333	15	34	49	3	40	1	2	—	9	90	2.4
1976-77	59	0	684	135	215	.628	40	79	.506	59	171	230	24	129	1	12	—	49	310	5.3
1977-78	70	11	1722	332	577	.575	156	220	.709	117	438	555	85	268	5	34	123	125	820	11.7
1978-79	78	12	2035	430	831	.517	158	235	.672	123	508	631	128	295	5	32	197	143	1018	13.1
1979-80	80	80	2541	494	946	.522	190	291	.653	197	496	693	149	328	8	49	230	142	1178	14.7
1980-81	76	76	2088	423	697	.607	219	304	.720	106	439	545	109	316	9	38	220	112	1065	14.0
1981-82	48	36	1124	207	367	.564	114	164	.695	68	237	305	55	193	5	19	96	55	528	11.0
TOTALS	**448**	**216**	**10359**	**2062**	**3715**	**.555**	**885**	**1317**	**.672**	**685**	**2323**	**3008**	**553**	**1569**	**34**	**186**	**866**	**635**	**5009**	**11.2**

PLAYOFFS

	G	GS	MIN	FG	FGA	PCT	FT	FTA	PCT	OFF	DEF	TOT	A	PF	D	ST	TO	BS	PTS	AVG
1976-77	18	—	331	50	95	.526	31	47	.660	9	89	98	17	46	1	8	—	18	131	7.3
1977-78	10	—	180	27	53	.509	9	17	.529	6	51	57	10	34	1	3	14	15	63	6.3
1978-79	9	—	255	56	106	.528	32	47	.681	21	61	82	12	42	1	2	17	16	144	16.0

ALL-TIME ROSTER

1979-80	18	—	607	126	238	.529	60	93	.645	44	93	137	33	75	2	13	46	42	312	17.3
1980-81	16	16	421	86	153	.562	49	68	.721	28	70	98	14	71	2	3	36	16	221	13.8
1981-82	21	9	460	99	178	.556	33	50	.660	23	75	98	11	94	4	7	38	35	231	11.0
TOTALS	**92**	**25**	**2254**	**444**	**823**	**.539**	**214**	**322**	**.665**	**131**	**439**	**570**	**97**	**362**	**11**	**36**	**151**	**142**	**1102**	**12.0**

DAWKINS, JOHNNY — **Duke** — **#12** — **HT: 6-2** — **WT: 170**

Birthdate: Sept. 28, 1963 — **Drafted: 1986, 1st round (10th overall) by San Antonio**

	G	GS	MIN	FG	FGA	PCT	FT	FTA	PCT	OFF	DEF	TOT	A	PF	D	ST	TO	BS	PTS	AVG
1989-90	81	81	2865	465	950	.489	210	244	.861	48	199	247	601	159	1	121	214	9	1162	14.3
1990-91	4	4	124	26	41	.634	10	11	.909	0	16	16	28	4	0	3	8	0	63	15.8
1991-92	82	82	2815	394	902	.437	164	186	.882	42	185	227	567	158	0	89	183	5	988	12.0
1992-93	74	10	1598	258	590	.437	113	142	.796	33	103	136	339	91	0	80	121	4	655	8.9
1993-94	72	12	1343	177	423	.418	84	100	.840	28	95	123	263	74	0	63	111	5	475	6.6
TOTALS	**313**	**189**	**8745**	**1320**	**2906**	**.454**	**581**	**683**	**.851**	**151**	**598**	**749**	**1798**	**486**	**1**	**356**	**637**	**23**	**3343**	**10.7**

3-PT. FG: 1989-90, 22-66 (.333); 1990-91, 1-4 (.250); 1991-92, 36-101 (.356); 1992-93, 26-84 (.542); 1993-94, 37-105 (.352); TOTALS, 122-360 (.339)

PLAYOFFS

	G	GS	MIN	FG	FGA	PCT	FT	FTA	PCT	OFF	DEF	TOT	A	PF	D	ST	TO	BS	PTS	AVG
1989-90	10	10	386	53	115	.461	36	43	.837	5	17	22	93	22	0	17	29	2	142	14.2

3-PT. FG: 1989-90, 0-7 (.000)

DEDMON, DEWAYNE — **USC** — **#30** — **HT: 7-0** — **WT: 255**

Birthdate: Aug. 12, 1989 — **Drafted: N/A**

	G	GS	MIN	FG	FGA	PCT	FT	FTA	PCT	OFF	DEF	TOT	A	PF	D	ST	TO	BS	PTS	AVG
2013-14	11	0	150	15	29	.517	7	13	.538	11	38	49	3	28	1	0	9	9	37	3.4

DEMPSEY, GEORGE — **Kings College (Del.)** — **HT: 6-3** — **WT: 190**

Birthdate: July 19, 1929 — **Drafted: N/A**

	G	GS	MIN	FG	FGA	PCT	FT	FTA	PCT	OFF	DEF	TOT	A	PF	D	ST	TO	BS	PTS	AVG
1958-59*	57	—	694	92	215	.428	81	106	.764	—	—	160	68	95	0	—	—	—	265	4.6

PLAYOFFS

	G	GS	MIN	FG	FGA	PCT	FT	FTA	PCT	OFF	DEF	TOT	A	PF	D	ST	TO	BS	PTS	AVG
1958-59	5	—	30	3	8	.375	3	4	.750	—	—	6	4	8	0	—	—	—	9	1.8

DIERKING, CONNIE — **Cincinnati** — **#26** — **HT: 6-10** — **WT: 230**

Birthdate: Oct. 2, 1936 — **Drafted: 1958, 1st round (6th overall) by Syracuse**

	G	GS	MIN	FG	FGA	PCT	FT	FTA	PCT	OFF	DEF	TOT	A	PF	D	ST	TO	BS	PTS	AVG
1958-59	64	—	726	105	260	.404	83	140	.593	—	—	233	34	148	2	—	—	—	293	4.6
1959-60	71	—	1119	192	526	.365	108	188	.574	—	—	456	54	168	4	—	—	—	492	6.9
1963-64	76	—	1286	191	514	.372	114	169	.675	—	—	422	50	221	3	—	—	—	496	6.5
1964-65	38	—	729	121	311	.389	54	83	.651	—	—	239	42	101	3	—	—	—	296	7.8
1970-71	53	—	714	122	306	.399	61	89	.685	—	—	227	59	109	1	—	—	—	305	5.8
TOTALS	**302**	**—**	**4574**	**731**	**1917**	**.381**	**420**	**669**	**.628**	**—**	**—**	**1577**	**239**	**747**	**13**	**—**	**—**	**—**	**1882**	**6.2**

PLAYOFFS

	G	GS	MIN	FG	FGA	PCT	FT	FTA	PCT	OFF	DEF	R	A	PF	D	ST	TO	BS	PTS	AVG
1958-59	4	—	34	2	12	.167	7	9	.778	—	—	17	2	6	0	—	—	—	11	2.8
1959-60	3	—	32	6	20	.300	0	1	.000	—	—	15	1	5	0	—	—	—	12	4.0
1963-64	5	—	71	14	33	.424	5	9	.556	—	—	30	5	10	0	—	—	—	33	6.6
TOTALS	**12**	**—**	**137**	**22**	**65**	**.338**	**12**	**19**	**.632**	**—**	**—**	**62**	**8**	**21**	**0**	**—**	**—**	**—**	**56**	**4.7**

DREW II, LARRY — **UCLA** — **#7, #27** — **HT: 6-2** — **WT: 180**

Birthdate: Mar. 5, 1990 — **Drafted: Undrafted**

	G	GS	MIN	FG	FGA	PCT	FT	FTA	PCT	OFF	DEF	TOT	A	PF	D	ST	TO	BS	PTS	AVG
2014-15	12	1	219	20	58	.345	2	3	.667	1	14	15	45	13	0	6	25	0	46	3.8
2017-18	3	0	15	1	7	.143	0	0	.000	1	0	1	2	2	0	0	1	0	2	0.7
TOTALS	**15**	**1**	**234**	**21**	**65**	**.323**	**2**	**3**	**.667**	**2**	**14**	**16**	**47**	**15**	**0**	**6**	**26**	**0**	**48**	**3.2**

3-PT FG: 2014-15, 4-26 (.154), 2017-18, 0-3 (.000); TOTALS, 4-29 (.138)

DUMAS, RICHARD — **Oklahoma State** — **#7** — **HT: 6-7** — **WT: 210**

Birthdate: May 19, 1969 — **Drafted: 1991, 2nd round (46th overall) by Phoenix**

	G	GS	MIN	FG	FGA	PCT	FT	FTA	PCT	OFF	DEF	TOT	A	PF	D	ST	TO	BS	PTS	AVG
1995-96	39	14	739	95	203	.468	49	70	.700	42	57	99	44	79	1	42	49	6	241	6.2

3-PT. FG: 1995-96, 2-9 (.244)

DUNLEAVY, MIKE — **South Carolina** — **#10** — **HT: 6-21/2** — **WT: 180**

Birthdate: Mar. 21, 1954 — **Drafted:1976, 6th round (99th overall) by 76ers**

	G	GS	MIN	FG	FGA	PCT	FT	FTA	PCT	OFF	DEF	TOT	A	PF	D	ST	TO	BS	PTS	AVG
1976-77	32	0	359	60	145	.414	34	45	.756	10	24	34	56	64	1	13	—	2	154	4.8
1977-78	4	0	17	3	7	.429	2	2	1.000	0	1	1	6	0	0	1	3	0	8	2.0
TOTALS	**36**	**0**	**376**	**63**	**152**	**.414**	**36**	**47**	**.766**	**10**	**25**	**35**	**62**	**64**	**1**	**14**	**3**	**2**	**162**	**4.5**

PLAYOFFS

	G	GS	MIN	FG	FGA	PCT	FT	FTA	PCT	OFF	DEF	TOT	A	PF	D	ST	TO	BS	PTS	AVG
1976-77	11	—	68	9	25	.360	4	5	.800	1	3	4	9	14	0	3	—	0	22	2.0

DURRETT, KEN — **La Salle** — **#33** — **HT: 6-7½** — **WT: 190**

Birthdate: Dec 8, 1948 — **Drafted: 1971, 1st round (4th overall) by Cincinnati**

	G	GS	MIN	FG	FGA	PCT	FT	FTA	PCT	OFF	DEF	TOT	A	PF	D	ST	TO	BS	PTS	AVG
1974-75	27	0	270	35	88	.398	20	32	.625	21	41	62	10	42	0	4		4	90	3.3

EARLE, ED — **Loyola (Chicago)** — **HT: 6-3** — **WT: 190**

Birthdate: April 28, 1927 — **Drafted: N/A**

	G	GS	MIN	FG	FGA	PCT	FT	FTA	PCT	OFF	DEF	TOT	A	PF	D	ST	TO	BS	PTS	AVG
1953-54	2	—	12	1	2	.500	2	4	.500	—	—	2	0	0	0	—	—	—	4	2.0

EDWARDS, BILL — **Wright State** — **#40** — **HT: 6-8** — **WT: 215**

Birthdate: Sept. 22, 1971 — **Drafted: Undrafted**

	G	GS	MIN	FG	FGA	PCT	FT	FTA	PCT	OFF	DEF	TOT	A	PF	D	ST	TO	BS	PTS	AVG
1993-94	3	0	44	2	18	.111	2	5	.400	5	9	14	4	6	0	3	4	1	6	2.0

3-PT. FG: 1993-94, 0-5 (.000)

EDWARDS, FRANKLIN — **Cleveland State** — **#14** — **HT: 6-1** — **WT: 190**

Birthdate: Feb. 2, 1959 — **Drafted: 1981, 1st round (22nd overall) by 76ers**

	G	GS	MIN	FG	FGA	PCT	FT	FTA	PCT	OFF	DEF	TOT	A	PF	D	ST	TO	BS	PTS	AVG
1981-82	42	3	291	65	150	.433	20	27	.741	10	17	27	45	37	0	16	24	5	150	3.6
1982-83	81	3	1266	228	483	.472	86	113	.761	23	62	85	221	119	0	81	110	6	542	6.7
1983-84	60	0	654	84	221	.380	34	48	.708	12	47	59	90	78	1	31	46	5	202	3.4
TOTALS	**183**	**6**	**2211**	**377**	**854**	**.441**	**140**	**188**	**.745**	**45**	**126**	**171**	**356**	**234**	**1**	**128**	**180**	**16**	**894**	**4.9**

3-PT.FG: 1981-82, 0-9 (.000); 1982-83, 0-8 (.000); 1983-84, 0-1 (.000); TOTALS, 0-18 (.000)

PLAYOFFS

	G	GS	MIN	FG	FGA	PCT	FT	FTA	PCT	OFF	DEF	TOT	A	PF	D	ST	TO	BS	PTS	AVG
1981-82	9	0	32	12	20	.600	8	9	.889	2	3	5	5	0	0	3	2	0	33	3.7
1982-83	12	0	101	13	32	.406	14	17	.824	2	7	9	17	7	0	5	6	0	40	3.3
TOTALS	**21**	**0**	**133**	**25**	**52**	**.481**	**22**	**26**	**.846**	**4**	**10**	**14**	**22**	**7**	**0**	**8**	**8**	**0**	**73**	**3.5**

3-PT.FG: 1981-82, 1-1 (1.000)

ELIE, MARIO — **American International** — **#8** — **HT: 6-5** — **WT: 210**

Birthdate: Nov. 26, 1963 — **Drafted: 1985, 7th round (160th overall) by Milwaukee**

	G	GS	MIN	FG	FGA	PCT	FT	FTA	PCT	OFF	DEF	TOT	A	PF	D	ST	TO	BS	PTS	AVG
1990-91	3	0	20	2	7	.286	1	2	.500	0	1	1	1	2	0	0	3	0	6	2.0

3-PT. FG: 1990-91, 31-2 (.500)

ELLIS, LEROY — **St. John's** — **#25** — **HT: 6-11** — **WT: 210**

Birthdate: Mar. 10, 1940 — **Drafted: 1962, 1st round (6th overall) by LA Lakers**

	G	GS	MIN	FG	FGA	PCT	FT	FTA	PCT	OFF	DEF	TOT	A	PF	D	ST	TO	BS	PTS	AVG
1972-73	69	69	2444	410	929	.441	125	156	.801	—	—	744	136	186	2	—	—	—	945	13.7
1973-74	81	81	2831	326	722	.452	147	196	.750	292	598	890	189	224	2	86	—	87	799	9.9
1974-75	82	69	2183	287	623	.461	72	99	.727	195	387	582	117	178	1	44	—	55	646	7.9
1975-76	29	13	489	61	132	.462	17	28	.607	47	75	122	21	62	0	16	—	9	139	4.8
TOTALS	**261**	**232**	**7947**	**1084**	**2406**	**.451**	**361**	**479**	**.754**	**534**	**1060**	**2338**	**463**	**650**	**5**	**146**	**—**	**151**	**2529**	**9.7**

ELSON, FRANCISCO — **California** — **#8, 16** — **HT: 7-0** — **WT: 240**

Birthdate: Feb. 28, 1976 — **Drafted: 1999, 2nd round (41st overall) by Denver**

	G	GS	MIN	FG	FGA	PCT	FT	FTA	PCT	OFF	DEF	TOT	A	PF	D	ST	TO	BS	PTS	AVG
2009-10	1	0	4	1	2	.500	0	3	.000	1	0	1	0	0	0	0	0	0	2	2.0
2011-12	5	0	16	1	3	.333	0	0	—	0	1	1	1	0	0	1	1	1	2	0.4
TOTALS	**6**	**0**	**20**	**2**	**5**	**.400**	**0**	**3**	**.000**	**1**	**1**	**2**	**1**	**0**	**0**	**1**	**1**	**1**	**4**	**0.7**

EMBIID, JOEL — **Kansas** — **#21** — **HT: 7-0** — **WT: 260**

Birthdate: Mar. 16, 1994 — **Drafted: 2014, 1st round (3rd overall) by Philadelphia**

	G	GS	MIN	FG	FGA	PCT	FT	FTA	PCT	OFF	DEF	TOT	A	PF	D	ST	TO	BS	PTS	AVG
2016-17	31	31	786	200	466	.466	191	244	.783	61	198	243	66	112	2	27	117	76	627	20.7
2017-18	63	63	1912	510	1056	.483	359	467	.769	143	547	690	199	209	1	40	234	111	1445	22.9
TOTALS	**94**	**94**	**2698**	**710**	**1485**	**.478**	**550**	**711**	**.774**	**204**	**729**	**933**	**265**	**321**	**3**	**67**	**351**	**187**	**2072**	**22**

3-PT. FG: 2016-17, 36-98 (.367), 2017-18, 66-214 (.308); TOTALS, 102-312 (.327)

PLAYOFFS

	G	GS	MIN	FG	FGA	PCT	FT	FTA	PCT	OFF	DEF	TOT	A	PF	D	ST	TO	BS	PTS	AVG
2017-18	8	8	278	60	138	0.435	43	61	.705	23	78	101	24	31	1	7	29	14	171	21.4

3-PT FG:2017-18, 8-29 (.276)

ERVING, JULIUS — **Massachusetts** — **#6** — **HT: 6-6½** — **WT: 200**

Birthdate: Feb. 22, 1950 — **Drafted: 1972, 1st round (12th overall) by Milwaukee**

ALL-TIME ROSTER

	G	GS	MIN	FG	FGA	PCT	FT	FTA	PCT	OFF	DEF	TOT	A	PF	D	ST	TO	BS	PTS	AVG
1976-77	82	77	2940	685	1373	.499	400	515	.777	192	503	695	306	251	1	159	—	113	1770	21.6
1977-78	74	68	2429	611	1217	.502	306	362	.845	179	302	481	279	207	0	135	238	97	1528	20.6
1978-79	78	76	2802	715	1455	.491	373	501	.745	198	366	564	357	207	0	133	315	100	1803	23.1
1979-80	78	78	2812	838	1614	.519	420	534	.787	215	361	576	355	208	0	170	284	140	2100	26.9
1980-81	82	82	2874	794	1524	.521	422	536	.787	244	413	657	364	233	0	173	266	147	2014	24.6
1981-82	81	81	2789	780	1428	.546	411	539	.763	220	337	557	319	229	1	161	214	141	1974	24.4
1982-83	72	72	2421	605	1170	.517	330	435	.759	173	318	491	263	202	1	112	196	131	1542	21.4
1983-84	77	77	2683	678	1324	.512	364	483	.754	190	342	532	309	217	3	141	230	139	1727	22.4
1984-85	78	78	2535	610	1236	.494	338	442	.765	172	242	414	233	199	0	135	208	109	1561	20.0
1985-86	74	74	2474	521	1085	.480	289	368	.785	169	201	370	248	196	3	113	214	82	1340	18.1
1986-87	60	60	1918	400	850	.471	191	235	.813	115	149	264	191	137	0	76	158	94	1005	16.8
TOTALS	**836**	**823**	**28677**	**7237**	**14276**	**.507**	**3844**	**4950**	**.777**	**2067**	**3534**	**5601**	**3224**	**2286**	**9**	**1508**	**2323**	**1293**	**18364**	**22.0**

3-PT. FG: 1979-80, 4-20 (.200); 1980-81, 4-18 (.222); 1981-82, 3-11 (.273); 1982-83, 2-7 (.286); 1983-84, 7-21 (.333); 1984-85, 3-14 (.214); 1985-86, 9-32 (.281); 1986-87, 14-53 (.264); TOTALS, 46-176 (.261)

PLAYOFFS

	G	GS	MIN	FG	FGA	PCT	FT	FTA	PCT	OFF	DEF	TOT	A	PF	D	ST	TO	BS	PTS	AVG
1976-77	19	—	758	204	390	.523	110	134	.821	41	81	122	85	45	0	41	—	23	518	27.3
1977-78	10	—	358	88	180	.489	42	56	.750	40	57	97	40	30	0	15	35	18	218	21.8
1978-79	9	—	372	89	172	.517	51	67	.761	29	41	70	53	22	0	18	38	17	229	25.4
1979-80	18	—	694	165	338	.488	108	136	.794	31	105	136	79	56	0	36	56	37	440	24.4
1980-81	16	16	592	143	301	.475	81	107	.757	52	62	114	54	54	0	22	55	41	367	22.9
1981-82	21	21	780	168	324	.519	124	165	.752	57	99	156	99	55	0	37	67	37	461	22.0
1982-83	13	13	493	95	211	.450	49	68	.721	32	67	99	44	42	1	15	39	27	239	18.4
1983-84	5	5	194	36	76	.474	19	22	.864	9	23	32	25	14	0	8	21	6	91	18.2
1984-85	13	13	434	84	187	.449	54	63	.857	29	44	73	48	34	0	25	37	11	222	17.1
1985-86	12	12	433	81	180	.450	48	65	.738	26	44	70	50	32	0	11	39	16	212	17.7
1986-87	5	5	180	34	82	.415	21	25	.840	14	11	25	17	19	0	7	9	6	91	18.2
TOTALS	**141**	**85**	**5288**	**1187**	**2441**	**.486**	**707**	**908**	**.779**	**360**	**634**	**994**	**594**	**403**	**1**	**235**	**396**	**239**	**3088**	**21.9**

3-PT. FG: 1979-80, 2-9 (.222); 1980-81, 0-1 (.000); 1981-82, 1-6 (.167); 1982-83, 0-1 (.000); 1983-84, 0-1 (.000); 1984-85, 0-1 (.000); 1985-86, 2-11 (.182); TOTALS, 5-30 (.167)

ALL-STAR GAME

	G	GS	MIN	FG	FGA	PCT	FT	FTA	PCT	OFF	DEF	TOT	A	PF	D	ST	TO	BS	PTS	AVG
1977	1	1	30	12	20	.600	6	6	1.000	5	7	12	3	2	0	4	—	1	30	—
1978	1	1	27	3	14	.214	10	12	.833	2	6	8	3	1	0	0	—	1	16	—
1979	1	1	39	10	22	.455	9	12	.750	6	2	8	5	4	0	2	—	0	29	—
1980	1	1	20	4	12	.333	3	4	.750	2	3	5	2	5	0	2	—	1	11	—
1981	1	1	29	6	15	.400	6	7	.857	3	0	3	2	2	0	2	2	1	18	—
1982	1	1	32	7	16	.438	2	4	.500	3	5	8	2	4	0	1	1	2	16	—
1983	1	1	28	11	19	.579	3	3	1.000	3	3	6	3	1	0	1	2	2	25	—
1984	1	1	36	14	22	.636	6	8	.750	4	4	8	5	4	0	2	1	2	34	—
1985	1	1	23	5	15	.333	2	2	1.000	2	2	4	3	3	0	1	1	0	12	—
1986	1	1	19	4	10	.400	0	2	.000	1	3	4	2	2	0	2	2	0	8	—
1987	1	1	33	9	13	.692	3	3	1.000	3	1	4	5	3	0	1	2	1	22	—
TOTALS	**11**	**11**	**316**	**85**	**178**	**.478**	**50**	**63**	**.794**	**34**	**36**	**70**	**35**	**31**	**0**	**18**	**11**	**11**	**221**	**20.1**

3-PT. FG: 1987, 1-1 (1.000)

EVANS, REGGIE — **Iowa** — **#30** — **HT: 6-8** — **WT: 245**

Birthdate: Nov. 18, 1980 — **Drafted: N/A**

	G	GS	MIN	FG	FGA	PCT	FT	FTA	PCT	OFF	DEF	TOT	A	PF	D	ST	TO	BS	PTS	AVG
2007-08	81	61	1879	152	346	.439	120	257	.467	224	387	611	65	213	0	86	108	8	425	5.2
2008-09	79	7	1140	79	178	.444	104	175	.594	135	226	361	26	161	0	41	69	8	262	3.3
TOTALS	**160**	**68**	**3019**	**231**	**524**	**.441**	**224**	**432**	**.519**	**359**	**613**	**972**	**91**	**374**	**0**	**127**	**177**	**16**	**687**	**4.3**

3-PT. FG: 2007-08, 1-1 (1.000); 2008-09, 0-1 (.000); TOTALS, 1-2 (.500)

PLAYOFFS

	G	GS	MIN	FG	FGA	PCT	FT	FTA	PCT	OFF	DEF	TOT	A	PF	D	ST	TO	BS	PTS	AVG
2007-08	6	0	148	13	26	.500	15	24	.625	16	31	47	3	20	0	5	13	0	41	6.8
2008-09	6	0	36	2	9	.222	3	4	.750	2	8	10	0	4	0	3	2	0	7	1.4
TOTALS	**12**	**0**	**184**	**15**	**35**	**.429**	**18**	**28**	**.643**	**18**	**39**	**57**	**3**	**24**	**0**	**8**	**15**	**0**	**48**	**4.0**

FARLEY, DICK — **Indiana** — **#12** — **HT: 6-4** — **WT: 190**

Birthdate: April 13, 1932 — **Drafted: N/A**

	G	GS	MIN	FG	FGA	PCT	FT	FTA	PCT	OFF	DEF	TOT	A	PF	D	ST	TO	BS	PTS	AVG
1954-55	69	—	1113	136	353	.385	136	201	.677	—	—	167	111	145	1	—	—	—	408	5.9
1955-56	72	—	1429	168	451	.373	143	207	.691	—	—	165	151	154	2	—	—	—	479	6.7
TOTALS	**141**	**—**	**2542**	**304**	**804**	**.378**	**279**	**408**	**.684**	**—**	**—**	**332**	**262**	**299**	**3**	**—**	**—**	**—**	**887**	**6.3**

PLAYOFFS

	G	GS	MIN	FG	FGA	PCT	FT	FTA	PCT	OFF	DEF	TOT	A	PF	D	ST	TO	BS	PTS	AVG
1954-55	11	—	168	19	56	.339	14	25	.560	—	—	13	20	29	0	—	—	—	52	4.7
1955-56	8	—	169	34	72	.472	19	31	.613	—	—	21	28	31	2	—	—	—	87	10.9
TOTALS	**19**	**—**	**337**	**53**	**128**	**.414**	**33**	**56**	**.589**	**—**	**—**	**34**	**48**	**60**	**2**	**—**	**—**	**—**	**139**	**7.3**

FARMER, JIM — **Alabama** — **#22** — **HT: 6-4** — **WT: 190**

Birthdate: Sept. 23, 1964 — Drafted: 1987, 1st round (20th overall) by Dallas

	G	GS	MIN	FG	FGA	PCT	FT	FTA	PCT	OFF	DEF	TOT	A	PF	D	ST	TO	BS	PTS	AVG
1990-91	2	0	13	2	7	.286	2	2	1.000	2	3	5	0	0	0	0	1	0	6	3.0

3-PT. FG: 1990-91, 0-1 (.000)

FILIPEK, RON

Tennessee Tech — #20 — HT: 6-5 — WT: 210

Birthdate: Feb. 5, 1944 — Drafted: 1967, 9th round (100th overall) by 76ers

	G	GS	MIN	FG	FGA	PCT	FT	FTA	PCT	OFF	DEF	TOT	A	PF	D	ST	TO	BS	PTS	AVG
1967-68	19	—	73	18	47	.383	7	14	.500	—	—	25	7	12	0	—	—	—	43	2.3

FORD, ALFONSO Mississippi Valley State

#8 — HT: 6-2 — WT: 190

Birthdate: Oct. 31, 1971 — Drafted: 1993, 2nd round (32nd overall) by 76ers

	G	GS	MIN	FG	FGA	PCT	FT	FTA	PCT	OFF	DEF	TOT	A	PF	D	ST	TO	BS	PTS	AVG
1994-95	5	0	98	9	39	.231	1	2	.500	8	12	20	9	5	0	1	8	0	19	3.8

3-PT. FG: 1994-95, 0-9 (.000)

FOSTER, FRED

Miami (Ohio) — #25 — HT: 6-51/2 — WT: 225

Birthdate: Mar. 18, 1946 — Drafted: 1968, 3rd round (28th overall) by Cincinnati

	G	GS	MIN	FG	FGA	PCT	FT	FTA	PCT	OFF	DEF	TOT	A	PF	D	ST	TO	BS	PTS	AVG
1970-71	66	6	888	145	360	.403	72	103	.699	—	—	147	61	113	3	—	—	—	362	5.5
1971-72	74	14	1699	347	837	.415	185	243	.761	—	—	276	90	184	3	—	—	—	879	11.9
TOTALS	**140**	**20**	**2587**	**492**	**1197**	**.411**	**257**	**346**	**.743**	**—**	**—**	**423**	**151**	**297**	**6**	**—**	**—**	**—**	**1241**	**8.9**

PLAYOFFS

	G	GS	MIN	FG	FGA	PCT	FT	FTA	PCT	OFF	DEF	TOT	A	PF	D	ST	TO	BS	PTS	AVG
1970-71	5	—	49	8	19	.421	2	2	1.000	—	—	12	5	6	0	—	—	—	18	3.6

FRAZIER, TIM

Penn State — #20 — HT: 6-1 — WT: 170

Birthdate: Nov. 1, 1990 — Drafted: Undrafted

	G	GS	MIN	FG	FGA	PCT	FT	FTA	PCT	OFF	DEF	TOT	A	PF	D	ST	TO	BS	PTS	AVG
2014-15	6	3	171	13	43	.302	5	15	.333	4	15	19	43	16	0	6	18	0	34	5.7

3-PT. FG: 2014-15, 3-11 (.273)

FREE, LLOYD (WORLD)

Guilford — #21 and #12 — HT: 6-3 — WT: 185

Birthdate: Dec. 9, 1953 — Drafted: 1975, 2nd round (23rd overall) by 76ers

	G	GS	MIN	FG	FGA	PCT	FT	FTA	PCT	OFF	DEF	TOT	A	PF	D	ST	TO	BS	PTS	AVG
1975-76	71	5	1121	239	533	.448	112	186	.602	64	61	125	104	107	0	37	—	6	590	8.3
1976-77	78	37	2253	467	1022	.457	334	464	.720	97	140	237	266	207	2	75	—	25	1268	16.3
1977-78	76	5	2050	390	857	.455	411	562	.731	92	120	212	306	199	0	68	200	41	1191	15.7
1986-87	20	2	285	39	123	.317	36	47	.766	5	14	19	30	26	0	5	18	4	116	5.8
TOTALS	**245**	**49**	**5709**	**1135**	**2535**	**.448**	**893**	**1259**	**.709**	**258**	**335**	**593**	**706**	**539**	**2**	**185**	**218**	**76**	**3165**	**12.9**

3-PT. FG: 1986-87, 2-9 (.222)

PLAYOFFS

	G	GS	MIN	FG	FGA	PCT	FT	FTA	PCT	OFF	DEF	TOT	A	PF	D	ST	TO	BS	PTS	AVG
1975-76	3	—	62	11	28	.393	10	13	.769	1	0	1	5	6	0	3	—	0	32	10.7
1976-77	15	—	281	63	170	.371	53	77	.688	10	22	32	29	33	0	12	—	8	179	11.9
1977-78	10	—	268	51	124	.411	59	81	.728	10	21	31	37	26	0	4	26	6	161	16.1
TOTALS	**28**	**—**	**611**	**125**	**322**	**.388**	**122**	**171**	**.713**	**21**	**43**	**64**	**71**	**65**	**0**	**19**	**26**	**14**	**372**	**13.3**

FREEMAN, ROD

Vanderbilt — #28 — HT: 6-7 — WT:225

Birthdate: Nov. 5, 1950 — Drafted: 1973, 11th round (166th overall) by 76ers

	G	GS	MIN	FG	FGA	PCT	FT	FTA	PCT	OFF	DEF	TOT	A	PF	D	ST	TO	BS	PTS	AVG
1973-74	35	0	265	39	103	.379	28	41	.683	22	32	54	14	42	0	12	—	1	106	3.0

FULTZ, MARKELLE

Washington — #20 — HT: 6-4 — WT: 200

Birthdate: May 29, 1998 — Drafted: 2017, 1st round (1st overall) by Philadelphia

	G	GS	MIN	FG	FGA	PCT	FT	FTA	PCT	OFF	DEF	TOT	A	PF	D	ST	TO	BS	PTS	AVG
2017-18	14	0	253	45	111	.405	10	21	.476	11	32	43	53	22	0	12	17	4	100	7.1

3-PT FG: 2017-18, 0-1 (.000)

PLAYOFFS

	G	GS	MIN	FG	FGA	PCT	FT	FTA	PCT	OFF	DEF	TOT	A	PF	D	ST	TO	BS	PTS	AVG
2017-18	3	0	23	1	7	0.143	3	4	.750	0	3	3	5	4	0	2	1	0	5	1.7

3-PT FG:2017-18, 0-0 (.000)

FURLOW, TERRY

Michigan State — #25 — HT: 6-5 — WT:200

Birthdate: Oct. 18, 1954 — Drafted: 1976, 1st round (12th overall) by 76ers

	G	GS	MIN	FG	FGA	PCT	FT	FTA	PCT	OFF	DEF	TOT	A	PF	D	ST	TO	BS	PTS	AVG
1976-77	32	0	174	34	100	.340	16	18	.889	18	21	39	19	11	0	7	—	2	84	2.6

PLAYOFFS

	G	GS	MIN	FG	FGA	PCT	FT	FTA	PCT	OFF	DEF	TOT	A	PF	D	ST	TO	BS	PTS	AVG

ALL-TIME ROSTER

1976-77	5	—	16	6	11	.545	4	4	1.000	3	2	5	0	2	0	1	—	0	16	3.2

GABOR, BILLY — **Syracuse** — **HT: 5-11** — **WT: 180**

Birthdate: May 13, 1922 — **Drafted: 1948, by Rochester**

	G	GS	MIN	FG	FGA	PCT	FT	FTA	PCT	OFF	DEF	TOT	A	PF	D	ST	TO	BS	PTS	AVG
1949-50	56	—	—	226	671	.337	157	228	.689	—	—	—	108	198	—	—	—	—	609	10.9
1950-51	61	—	—	255	745	.342	179	242	.740	—	—	150	125	213	7	—	—	—	689	11.3
1951-52	57	—	1085	173	538	.322	142	183	.776	—	—	93	86	188	5	—	—	—	488	8.6
1952-53	69	—	1337	215	614	.350	217	284	.764	—	—	104	134	262	11	—	—	—	647	9.4
1953-54	61	—	1211	204	551	.370	139	194	.716	—	—	96	162	183	4	—	—	—	547	9.0
1954-55	3	—	47	7	22	.318	3	5	.600	—	—	5	11	6	0	—	—	—	17	5.7
TOTALS	**307**	**—**	**3680**	**1080**	**3141**	**.344**	**837**	**1136**	**.737**	**—**	**—**	**448**	**626**	**1050**	**27**	**—**	**—**	**—**	**2997**	**9.8**

PLAYOFFS

	G	GS	MIN	FG	FGA	PCT	FT	FTA	PCT	OFF	DEF	TOT	A	PF	D	ST	TO	BS	PTS	AVG
1949-50	10	—	—	25	97	.258	26	31	.839	—	—	—	25	27	—	—	—	—	76	7.6
1950-51	7	—	—	27	72	.375	9	14	.643	—	—	20	18	24	1	—	—	—	63	9.0
1951-52	7	—	80	11	33	.333	12	16	.750	—	—	6	10	16	0	—	—	—	34	4.9
1952-53	2	—	28	5	12	.417	8	13	.615	—	—	3	2	12	2	—	—	—	18	9.0
1953-54	10	—	196	24	83	.289	28	40	.700	—	—	28	19	36	1	—	—	—	76	7.6
TOTALS	**36**	**—**	**304**	**92**	**297**	**.310**	**83**	**114**	**.728**	**—**	**—**	**57**	**74**	**115**	**4**	**—**	**—**	**—**	**267**	**7.4**

ALL-STAR GAME

	G	GS	MIN	FG	FGA	PCT	FT	FTA	PCT	OFF	DEF	TOT	A	PF	D	ST	TO	BS	PTS	AVG
1953	1	0	25	0	3	.000	0	1	.000	—	—	5	2	—	—	—	—	—	0	0.0

GAI, DENG — **Fairfield** — **#35** — **HT: 6-9** — **WT: 230**

Birthdate: Mar. 22, 1982 — **Drafted: Undrafted**

	G	GS	MIN	FG	FGA	PCT	FT	FTA	PCT	OFF	DEF	TOT	A	PF	D	ST	TO	BS	PTS	AVG
2005-06	2	0	5	0	0	—	0	0	—	0	0	0	0	0	0	0	0	0	0	0.0

GAINES, COREY — **Loyola Marymount** — **#8 and #5** — **HT: 6-3** — **WT: 195**

Birthdate: June 1, 1965 — **Drafted: 1988, 3rd round (65th overall) by Seattle**

	G	GS	MIN	FG	FGA	PCT	FT	FTA	PCT	OFF	DEF	TOT	A	PF	D	ST	TO	BS	PTS	AVG
1989-90	9	0	81	4	12	.333	1	4	.250	1	4	5	26	11	0	4	10	0	10	1.1
1994-95	11	8	280	24	51	.471	5	11	.455	1	17	18	33	23	0	8	14	1	55	5.0
TOTALS	**20**	**8**	**361**	**28**	**63**	**.444**	**6**	**15**	**.400**	**2**	**21**	**23**	**59**	**34**	**0**	**12**	**24**	**1**	**65**	**3.3**

3-PT. FG: 1989-90, 1-2 (.500); 1994-95, 2-15 (.133); TOTALS, 3-17 (.176)

GAMBEE, DAVE — **Oregon State** — **#20** — **HT: 6-6** — **WT: 215**

Birthdate: Apr. 16, 1937 — **Drafted: 1958, 1st round (7th overall) by St. Louis**

	G	GS	MIN	FG	FGA	PCT	FT	FTA	PCT	OFF	DEF	TOT	A	PF	D	ST	TO	BS	PTS	AVG
1960-61	79	—	2090	397	947	.419	291	352	.827	—	—	581	101	276	6	—	—	—	1085	13.7
1961-62	80	—	2301	477	1126	.424	384	470	.817	—	—	631	114	275	10	—	—	—	1338	16.7
1962-63	60	—	1234	235	537	.438	199	238	.836	—	—	289	48	190	2	—	—	—	669	11.2
1963-64	41	—	927	149	378	.394	151	185	.816	—	—	256	35	161	6	—	—	—	449	11.0
1964-65	80	—	1993	356	864	.412	299	368	.813	—	—	468	113	277	7	—	—	—	1011	12.6
1965-66	72	—	1068	168	437	.384	159	187	.850	—	—	273	71	189	3	—	—	—	495	6.9
1966-67	63	—	757	150	345	.435	107	125	.856	—	—	197	42	143	5	—	—	—	407	6.5
TOTALS	**475**	**—**	**10370**	**1932**	**4634**	**.417**	**1590**	**1925**	**.826**	**—**	**—**	**2695**	**524**	**1511**	**39**	**—**	**—**	**—**	**5454**	**11.5**

PLAYOFFS

	G	GS	MIN	FG	FGA	PCT	FT	FTA	PCT	OFF	DEF	TOT	A	PF	D	ST	TO	BS	PTS	AVG
1960-61	8	—	208	34	95	.358	32	41	.780	—	—	55	12	33	0	—	—	—	100	12.5
1961-62	5	—	170	17	54	.315	22	25	.880	—	—	45	4	22	1	—	—	—	56	11.2
1962-63	5	—	75	10	34	.294	12	13	.923	—	—	16	0	14	0	—	—	—	32	6.4
1963-64	5	—	149	24	60	.400	21	27	.778	—	—	29	8	23	1	—	—	—	69	13.8
1964-65	10	—	132	16	48	.333	30	34	.882	—	—	24	6	31	1	—	—	—	62	6.2
1965-66	5	—	82	11	29	.379	8	11	.727	—	—	14	4	14	0	—	—	—	30	6.0
1966-67	5	—	24	6	11	.545	6	6	1.000	—	—	8	2	6	0	—	—	—	18	3.6
TOTALS	**43**	**—**	**840**	**118**	**331**	**.356**	**131**	**157**	**.834**	**—**	**—**	**191**	**36**	**143**	**3**	**—**	**—**	**—**	**367**	**8.5**

GEIGER, MATT — **Georgia Tech** — **#52** — **HT: 7-1** — **WT: 250**

Birthdate: Sept. 10, 1969 — **Drafted: 1992, 2nd round (42nd overall) by Miami**

	G	GS	MIN	FG	FGA	PCT	FT	FTA	PCT	OFF	DEF	TOT	A	PF	D	ST	TO	BS	PTS	AVG
1998-99	50	40	1540	266	555	.479	141	177	.797	137	225	362	58	157	2	39	101	40	674	13.5
1999-00	65	20	1406	260	589	.441	109	140	.779	154	233	387	39	194	1	29	91	22	629	9.7
2000-01	35	4	542	88	224	.393	37	54	.685	50	89	139	14	73	0	12	25	8	213	6.1
2001-02	4	0	36	1	8	.125	1	2	.500	3	3	6	0	2	0	0	2	2	3	0.8
TOTALS	**154**	**64**	**3524**	**615**	**1376**	**.447**	**288**	**373**	**.772**	**344**	**550**	**894**	**111**	**426**	**3**	**80**	**219**	**72**	**1519**	**9.9**

3-PT. FG: 1998-99, 1-5 (.200); 1999-00, 0-4 (.000); 2000-01, 0-2 (.000); TOTALS, 1-11 (.091)

PLAYOFFS

	G	GS	MIN	FG	FGA	PCT	FT	FTA	PCT	OFF	DEF	TOT	A	PF	D	ST	TO	BS	PTS	AVG
98-99	8	8	239	42	96	.438	24	29	.828	23	38	61	6	29	0	9	13	6	108	13.5

99-00	8	0	128	25	50	.500	20	25	.800	17	23	40	2	23	0	5	5	2	70	8.8
00-01	12	0	100	17	29	.586	4	4	1.000	10	8	18	7	30	2	2	5	0	38	3.2
TOTALS	**28**	**8**	**467**	**84**	**175**	**.480**	**48**	**58**	**.828**	**50**	**69**	**119**	**15**	**82**	**2**	**16**	**23**	**8**	**216**	**7.7**

3-PT. FG: 1998-99, 0-1 (.000); 1999-00, 0-0 (---); 2000-01, 0-0 (---); TOTALS, 0-1 (.000)

GILLIAM, ARMEN — **Nevada Las Vegas** — **#35** — **HT: 6-9** — **WT: 250**

Birthdate: May 28, 1964 — **Drafted: 1987, 1st round (2nd overall) by Phoenix**

	G	GS	MIN	FG	FGA	PCT	FT	FTA	PCT	OFF	DEF	TOT	A	PF	D	ST	TO	BS	PTS	AVG
1990-91	50	50	1695	292	621	.470	164	201	.816	134	230	364	78	120	1	35	110	32	748	15.0
1991-92	81	81	2771	512	1001	.511	343	425	.807	234	426	660	118	176	1	51	166	85	1367	16.9
1992-93	80	26	1742	359	774	.464	274	325	.843	136	336	472	116	123	0	37	157	54	992	12.4
TOTALS	**211**	**157**	**6208**	**1163**	**2396**	**.485**	**781**	**951**	**.821**	**504**	**992**	**1496**	**312**	**419**	**2**	**123**	**433**	**171**	**3107**	**14.7**

3-PT. FG: 1990-91, 0-2 (.000); 1991-92, 0-2 (.000); 1992-93, 0-1 (.000); TOTALS, 0-5 (.000)

PLAYOFFS

	G	GS	MIN	FG	FGA	PCT	FT	FTA	PCT	OFF	DEF	TOT	A	PF	D	ST	TO	BS	PTS	AVG
1990-91	8	8	287	48	104	48.200	39	46	84.800	14	38	52	10	16	0	5	15	6	135	16.9

GIRICEK, GORDAN — **Croatia** — **#11** — **HT: 6-6** — **WT: 220**

Birthdate: June 20, 1977 — **Drafted: 1999, 2nd round (40th overall) by Dallas**

	G	GS	MIN	FG	FGA	PCT	FT	FTA	PCT	OFF	DEF	TOT	A	PF	D	ST	TO	BS	PTS	AVG
2007-08	12	0	110	5	15	.333	6	8	.750	1	13	14	11	9	0	3	8	1	37	3.1

3-PT. FG: 2007-08, 13-41 (.317)

GMINSKI, MIKE — **Duke** — **#42** — **HT: 6-11** — **WT: 255**

Birthdate: Aug. 3, 1959 — **Drafted: 1980, 1st round (7th overall) by New Jersey**

	G	GS	MIN	FG	FGA	PCT	FT	FTA	PCT	OFF	DEF	TOT	A	PF	D	ST	TO	BS	PTS	AVG
1987-88	47	47	1767	290	652	.445	212	226	.938	163	331	494	84	98	0	36	94	85	792	16.9
1988-89	82	82	2739	556	1166	.477	297	341	.871	213	556	769	138	142	0	46	129	106	1409	17.2
1989-90	81	81	2659	458	1002	.457	193	235	.821	196	491	687	128	136	0	43	98	102	1112	13.7
1990-91	30	29	791	109	284	.384	53	63	.841	71	130	201	33	41	0	16	31	34	272	9.1
TOTALS	**240**	**239**	**7956**	**1413**	**3104**	**.455**	**755**	**865**	**.873**	**643**	**1508**	**2151**	**383**	**417**	**0**	**141**	**352**	**327**	**3585**	**14.9**

3-PT. FG: 1988-89, 0-6 (.000); 1989-90, 3-17 (.176); 1990-91, 1-8 (.125); TOTALS, 4-31 (.129)

PLAYOFFS

	G	GS	MIN	FG	FGA	PCT	FT	FTA	PCT	OFF	DEF	TOT	A	PF	D	ST	TO	BS	PTS	AVG
1988-89	3	—	118	19	48	.396	11	16	.688	6	17	23	2	8	0	0	2	8	49	16.3
1989-90	10	—	342	57	117	.487	14	15	.933	8	46	54	11	27	0	8	17	23	128	12.8
TOTALS	**13**	**—**	**460**	**76**	**165**	**.461**	**25**	**31**	**.806**	**14**	**63**	**77**	**13**	**35**	**0**	**8**	**19**	**31**	**177**	**13.6**

3-PT. FG: 1989-90, 0-5 (.000)

GORDON, DREW — **New Mexico** — **#30** — **HT: 6-9** — **WT: 245**

Birthdate: Aug. 7, 1990 — **Drafted: Undrafted**

	G	GS	MIN	FG	FGA	PCT	FT	FTA	PCT	OFF	DEF	TOT	A	PF	D	ST	TO	BS	PTS	AVG
2014-15	9	0	71	8	19	.421	1	2	.500	7	11	18	2	7	0	1	8	0	17	1.9

3-PT. FG: 2014-15, 0-3 (.000)

GOVEDARICA, BATO — **DePaul** — **HT: 5-11** — **WT: 185**

Birthdate: April 17, 1928 — **Drafted: 1951, by Syracuse**

	G	GS	MIN	FG	FGA	PCT	FT	FTA	PCT	OFF	DEF	TOT	A	PF	D	ST	TO	BS	PTS	AVG
1953-54	23	—	258	25	79	.316	25	37	.676	—	—	18	24	44	1	—	—	—	75	3.3

GRABOSKI, JOE — **None** — **HT: 6-8** — **WT: 230**

Birthdate: Jan. 15, 1930 — **Drafted: N/A**

	G	GS	MIN	FG	FGA	PCT	FT	FTA	PCT	OFF	DEF	TOT	A	PF	D	ST	TO	BS	PTS	AVG
1961-62*	38	—	468	77	221	.348	39	65	.600	—	—	154	28	62	0	—	—	—	193	5.1

PLAYOFFS

	G	GS	MIN	FG	FGA	PCT	FT	FTA	PCT	OFF	DEF	TOT	A	PF	D	ST	TO	BS	PTS	AVG
1961-62	4	—	24	1	7	.143	1	1	1.000	—	—	4	0	3	0	—	—	—	3	0.8

GRAHAM, GREG — **Indiana** — **#20** — **HT: 6-4** — **WT: 174**

Birthdate: Nov. 26, 1970 — **Drafted: 1993, 1st round (17th overall) by Charlotte**

	G	GS	MIN	FG	FGA	PCT	FT	FTA	PCT	OFF	DEF	TOT	A	PF	D	ST	TO	BS	PTS	AVG
1993-94	70	6	889	122	305	.400	92	110	.836	21	65	86	66	54	0	61	65	4	338	4.8
1994-95	50	7	775	95	223	.426	55	73	.753	19	43	62	66	76	0	29	48	6	251	5.0
1995-96	8	3	128	17	32	.531	15	17	.882	5	10	15	11	16	0	5	17	0	56	7.0
TOTALS	**128**	**16**	**1792**	**234**	**560**	**.418**	**162**	**200**	**.810**	**45**	**118**	**163**	**143**	**146**	**0**	**95**	**130**	**10**	**645**	**5.0**

3-PT. FG: 1993-94, 2-25 (.080); 1994-95, 6-28 (.214); 1995-96, 7-14 (.500); TOTALS, 15-67 (.224)

GRANT, JERAMI — **Syracuse** — **#39** — **HT: 6-8** — **WT: 210**

Birthdate: Mar. 12, 1994 — **Drafted: 2014, 2nd round (39th overall) by Philadelphia**

	G	GS	MIN	FG	FGA	PCT	FT	FTA	PCT	OFF	DEF	TOT	A	PF	D	ST	TO	BS	PTS	AVG

ALL-TIME ROSTER

2014-15	65	11	1377	124	352	.352	114	193	.591	49	149	198	79	144	2	40	85	68	411	6.3
2015-16	77	52	2066	251	599	.419	212	322	.658	99	262	361	135	215	1	54	110	127	749	9.7
2016-17	2	0	41	6	17	.353	4	8	.500	0	6	6	0	5	0	0	3	4	16	8.0
TOTALS	**144**	**63**	**3484**	**381**	**968**	**.394**	**330**	**523**	**.631**	**148**	**417**	**565**	**214**	**364**	**3**	**94**	**198**	**199**	**1176**	**8.2**

3-PT. FG: 2014-15, 49-156 (.314); 2015-16, 35-146 (.240); 2016-17, 0-2; TOTALS, 84-304 (.276)

GRANT, GREG — **Trenton State** — **#3** — **HT: 5-7** — **WT: 140**

Birthdate: Aug. 29, 1966 — **Drafted: 1989, 2nd round (52nd overall) by Phoenix**

	G	GS	MIN	FG	FGA	PCT	FT	FTA	PCT	OFF	DEF	TOT	A	PF	D	ST	TO	BS	PTS	AVG
1991-92	55	0	834	99	217	.456	19	22	.864	13	52	65	199	73	0	37	41	2	224	4.1
1992-93	72	0	996	77	220	.350	20	31	.645	24	43	67	206	73	0	43	54	1	194	2.7
1995-96	11	2	280	18	48	.375	5	6	.833	3	18	21	60	28	0	12	15	2	45	4.1
TOTALS	**138**	**2**	**2110**	**194**	**485**	**.400**	**44**	**59**	**.746**	**40**	**113**	**153**	**465**	**174**	**0**	**92**	**110**	**5**	**463**	**3.4**

3-PT. FG: 1991-92, 7-18 (.389); 1992-93, 20-68 (.294); 1995-96, 4-18 (.222); TOTALS, 31-104 (.298)

GRANT, HARVEY — **Oklahoma** — **#44** — **HT: 6-7** — **WT: 225**

Birthdate: July 4, 1965 — **Drafted: 1988, 1st round (12th overall) by Washington**

	G	GS	MIN	FG	FGA	PCT	FT	FTA	PCT	OFF	DEF	TOT	A	PF	D	ST	TO	BS	PTS	AVG
1998-99	47	10	798	62	168	.369	21	29	.724	36	74	110	23	73	1	20	21	16	146	3.1

3-PT. FG: 1998-99, 1-6 (.167)

PLAYOFFS

	G	GS	MIN	FG	FGA	PCT	FT	FTA	PCT	OFF	DEF	TOT	A	PF	D	ST	TO	BS	PTS	AVG
1998-99	4	0	29	1	1	1.000	0	0	---	1	3	4	0	1		0	0	1	2	0.5

GRAYER, JEFF — **Iowa State** — **#14** — **HT: 6-5** — **WT: 215**

Birthdate: Dec. 17, 1965 — **Drafted: 1988, 1st round (13th overall) by Milwaukee**

	G	GS	MIN	FG	FGA	PCT	FT	FTA	PCT	OFF	DEF	TOT	A	PF	D	ST	TO	BS	PTS	AVG
1994-95	47	25	1098	163	381	.428	58	83	.699	58	91	149	74	80	1	27	56	4	389	8.3

3-PT. FG: 1994-95, 5-15 (.333

GREEN, JOHN — **Michigan State** — **#12** — **HT: 6-5** — **WT: 200**

Birthdate: Dec. 8, 1933 — **Drafted: 1959, 1st round (5th overall) by New York**

	G	GS	MIN	FG	FGA	PCT	FT	FTA	PCT	OFF	DEF	TOT	A	PF	D	ST	TO	BS	PTS	AVG
1967-68	35	—	367	69	150	.460	39	83	.470	—	—	122	21	51	0	—	—	—	177	5.1
1968-69	74	—	795	146	282	.518	57	125	.456	—	—	330	47	110	1	—	—	—	349	4.7
TOTALS	**109**	**—**	**1162**	**215**	**432**	**.498**	**96**	**208**	**.462**	**—**	**—**	**452**	**68**	**161**	**1**	**—**	**—**	**—**	**526**	**4.8**

PLAYOFFS

	G	GS	MIN	FG	FGA	PCT	FT	FTA	PCT	OFF	DEF	TOT	A	PF	D	ST	TO	BS	PTS	AVG
1967-68	12	—	219	38	65	.585	20	43	.465	—	—	66	8	19	0	—	—	—	96	8.0
1968-69	5	—	44	9	16	.563	5	9	.556	—	—	14	1	12	1	—	—	—	23	4.6
TOTALS	**17**	**—**	**263**	**47**	**81**	**.580**	**25**	**52**	**.481**	**—**	**—**	**80**	**9**	**31**	**1**	**—**	**—**	**—**	**119**	**7.0**

GREEN, KENNY — **Wake Forest** — **#25** — **HT: 6-7** — **WT: 215**

Birthdate: Oct. 11, 1964 — **Drafted: 1985, 1st round (12th overall) by Washington**

	G	GS	MIN	FG	FGA	PCT	FT	FTA	PCT	OFF	DEF	TOT	A	PF	D	ST	TO	BS	PTS	AVG
1985-86	21	0	232	39	91	.429	14	23	.609	10	25	35	6	27	0	1	18	2	92	4.4
1986-87	19	0	172	25	70	.357	14	19	.737	6	22	28	7	8	0	4	15	2	64	3.4
TOTALS	**40**	**0**	**404**	**64**	**161**	**.398**	**28**	**42**	**.667**	**16**	**47**	**63**	**13**	**35**	**0**	**5**	**33**	**4**	**156**	**3.9**

GREEN, LUTHER — **Long Island University** — **#25** — **HT: 6-7** — **WT: 190**

Birthdate: Nov. 13, 1946 — **Drafted: Undrafted**

	G	GS	MIN	FG	FGA	PCT	FT	FTA	PCT	OFF	DEF	TOT	A	PF	D	ST	TO	BS	PTS	AVG
1972-73	5	0	32	0	11	.000	3	9	.333	—	—	3	0	3	0	—	—	—	3	0.6

GREEN, RICKEY — **Michigan** — **#14** — **HT: 6-11/2** — **WT: 170**

Birthdate: Aug. 18, 1954 — **Drafted: 1977, 1st round (16th overall) by Golden St.**

	G	GS	MIN	FG	FGA	PCT	FT	FTA	PCT	OFF	DEF	TOT	A	PF	D	ST	TO	BS	PTS	AVG
1990-91	79	75	2248	334	722	.463	117	141	.830	33	104	137	413	130	0	57	108	6	793	10.0

3-PT FG: 1990-91, 8-36 (.222)

PLAYOFFS

	G	GS	MIN	FG	FGA	PCT	FT	FTA	PCT	OFF	DEF	TOT	A	PF	D	ST	TO	BS	PTS	AVG
1990-91	8	8	199	24	55	.436	8	9	.889	1	8	9	22	9	0	7	13	0	59	7.4

3PT FG: 1990-91, 3-4 (.750)

GREEN, SEAN — **Iona** — **#7** — **HT: 6-5** — **WT: 210**

Birthdate: Feb. 2, 1970 — **Drafted:1991, 2nd round (41st overall) by Indiana**

	G	GS	MIN	FG	FGA	PCT	FT	FTA	PCT	OFF	DEF	TOT	A	PF	D	ST	TO	BS	PTS	AVG
1993-94	35	0	332	63	182	.346	13	18	.722	10	24	34	16	21	0	18	27	6	149	4.3

3 PT. FG: 1993-94, 10-41 (.244)

GREEN, WILLIE — **Detroit-Mercy** — **#33** — **HT: 6-4** — **WT: 200**

Birthday: July 28, 1981 **Drafted: 2003, 2nd round (41st overall) by Seattle**

	G	GS	MIN	FG	FGA	PCT	FT	FTA	PCT	OFF	DEF	TOT	A	PF	D	ST	TO	BS	PTS	AVG
2003-04	53	0	767	143	357	.401	59	81	.728	16	49	65	53	83	0	26	59	5	364	6.9
2004-05	57	21	1066	155	423	.366	97	125	.776	22	111	133	100	121	0	34	75	6	437	7.7
2005-06	10	2	153	28	66	.424	4	5	.800	1	14	15	5	13	0	2	12	0	70	7.0
2006-07	74	36	1842	357	868	.411	74	111	.667	42	116	158	112	144	1	56	106	4	839	11.3
2007-08	74	74	1970	379	870	.436	112	148	.757	32	150	182	151	119	0	54	109	22	921	12.4
2008-09	81	60	1828	286	658	.435	62	85	.729	29	97	126	158	154	0	53	64	13	685	8.5
2009-10	73	18	1553	248	543	.457	95	114	.833	20	109	129	152	135	0	32	67	11	638	8.7
TOTALS	**422**	**211**	**9180**	**1596**	**3785**	**.422**	**503**	**669**	**.752**	**162**	**646**	**808**	**731**	**769**	**1**	**257**	**492**	**61**	**3954**	**9.4**

3-PT FG: 2003-04, 19-61 (.311); 2004-05, 30-105 (.286); 2005-06, 10-19 (.526); 2006-07, 51-157 (.325); 2007-08, 51-179 (.285); 2008-09, 51-161 (.317), 2009-10, 47-136 (.346); TOTALS, 259-818 (.317)

PLAYOFFS

	G	GS	MIN	FG	FGA	PCT	FT	FTA	PCT	OFF	DEF	TOT	A	PF	D	ST	TO	BS	PTS	AVG
2004-05	5	0	63	8	18	.444	9	10	.900	3	6	9	3	5	0	1	2	0	27	5.4
2007-08	6	6	142	22	51	.431	9	14	.643	2	6	8	12	19	1	5	9	4	54	9.0
2008-09	6	6	148	21	51	.412	1	3	.333	0	6	6	7	13	0	0	5	1	47	7.8
TOTALS	**17**	**12**	**353**	**51**	**120**	**.425**	**19**	**27**	**.704**	**5**	**18**	**23**	**22**	**37**	**1**	**6**	**16**	**25**	**128**	**7.5**

3-PT FG: 2004-05, 2-9 (.222); 2007-08, 1-5 (.200); 2008-09, 4-11 (.364); TOTALS, 7-25 (.280)

GREENSPAN, JERRY

Maryland **#22** **HT: 6-5** **WT: 195**

Birthdate: Nov. 22, 1941 **Drafted: 1963, 3rd round (24th overall) by Syracuse**

	G	GS	MIN	FG	FGA	PCT	FT	FTA	PCT	OFF	DEF	TOT	A	PF	D	ST	TO	BS	PTS	AVG
1963-64	20	—	280	32	90	.356	34	50	.680	—	—	72	11	54	0	—	—	—	98	4.9
1964-65	5	—	49	8	13	.615	8	8	1.000	—	—	11	0	12	0	—	—	—	24	4.8
TOTALS	**25**	**—**	**329**	**40**	**103**	**.388**	**42**	**58**	**.724**	**—**	**—**	**83**	**11**	**66**	**0**	**—**	**—**	**—**	**122**	**4.9**

GREER, HAL

Marshall **#15** **HT: 6-2** **WT: 175**

Birthdate: June 26, 1936 **Drafted: 1958, 2nd round (14th overall) by Syracuse**

	G	GS	MIN	FG	FGA	PCT	FT	FTA	PCT	OFF	DEF	TOT	A	PF	D	ST	TO	BS	PTS	AVG
1958-59	68	—	1625	308	679	.454	137	176	.778	—	—	196	101	189	1	—	—	—	753	11.1
1959-60	70	—	1979	388	815	.476	148	189	.783	—	—	303	188	208	4	—	—	—	924	13.2
1960-61	79	—	2763	623	1381	.451	305	394	.774	—	—	455	302	242	0	—	—	—	1551	19.6
1961-62	71	—	2705	644	1442	.447	331	404	.819	—	—	524	313	252	2	—	—	—	1619	22.8
1962-63	80	—	2631	600	1293	.464	362	434	.834	—	—	457	275	286	4	—	—	—	1562	19.5
1963-64	80	—	3157	715	1611	.444	435	525	.829	—	—	484	374	291	6	—	—	—	1865	23.3
1964-65	70	—	2600	539	1245	.433	335	413	.811	—	—	355	313	254	7	—	—	—	1413	20.2
1965-66	80	—	3326	703	1580	.445	413	514	.804	—	—	473	384	315	6	—	—	—	1819	22.7
1966-67	80	—	3086	699	1524	.459	367	466	.788	—	—	422	303	302	5	—	—	—	1765	22.1
1967-68	82	—	3263	777	1626	.478	422	549	.769	—	—	444	372	289	6	—	—	—	1976	24.1
1968-69	82	—	3311	732	1595	.459	432	543	.796	—	—	435	414	294	8	—	—	—	1896	23.1
1969-70	80	—	3024	705	1551	.455	352	432	.815	—	—	376	405	300	8	—	—	—	1762	22.0
1970-71	81	69	3060	591	1371	.431	326	405	.805	—	—	364	369	289	4	—	—	—	1508	18.6
1971-72	81	53	2410	389	866	.449	181	234	.774	—	—	271	316	268	10	—	—	—	959	11.8
1972-73	38	17	848	91	232	.392	32	39	.821	—	—	106	111	76	1	—	—	—	214	5.6
TOTALS	**1122**	**139**	**39788**	**8504**	**18811**	**.452**	**4578**	**5717**	**.801**	**—**	**—**	**5665**	**4540**	**3855**	**72**	**—**	**—**	**—**	**21586**	**19.2**

PLAYOFFS

	G	GS	MIN	FG	FGA	PCT	FT	FTA	PCT	OFF	DEF	TOT	A	PF	D	ST	TO	BS	PTS	AVG
1958-59	9	—	277	39	93	.419	26	32	.813	—	—	47	20	35	2	—	—	—	104	11.6
1959-60	3	—	84	22	43	.512	3	4	.750	—	—	14	10	5	0	—	—	—	47	15.7
1960-61	8	—	232	41	106	.387	33	40	.825	—	—	33	19	32	1	—	—	—	115	14.4
1961-62	1	—	5	0	0	---	0	0	---	—	—	0	0	1	0	—	—	—	0	0.0
1962-63	5	—	214	44	87	.506	29	35	.829	—	—	27	21	21	1	—	—	—	117	23.4
1963-64	5	—	211	37	95	.389	33	39	.846	—	—	28	30	19	1	—	—	—	107	21.4
1964-65	11	—	505	101	222	.455	69	87	.793	—	—	81	55	45	2	—	—	—	271	24.6
1965-66	5	—	226	32	91	.352	18	23	.783	—	—	36	21	21	0	—	—	—	82	16.4
1966-67	15	—	688	161	375	.429	94	118	.797	—	—	88	79	55	1	—	—	—	416	27.7
1967-68	13	—	553	120	278	.432	95	111	.856	—	—	79	55	49	1	—	—	—	335	25.8
1968-69	5	—	204	26	81	.321	28	36	.778	—	—	30	23	23	0	—	—	—	80	16.0
1969-70	5	—	178	33	74	.446	11	13	.846	—	—	17	27	16	0	—	—	—	77	15.4
1970-71	7	—	265	49	112	.438	27	36	.750	—	—	25	33	35	4	—	—	—	125	17.9
TOTALS	**92**	**—**	**3642**	**705**	**1657**	**.425**	**466**	**574**	**.812**	**—**	**—**	**505**	**393**	**357**	**13**	**—**	**—**	**—**	**1876**	**20.4**

ALL-STAR GAME

	G	GS	MIN	FG	FGA	PCT	FT	FTA	PCT	OFF	DEF	TOT	A	PF	D	ST	TO	BS	PTS	AVG
1961	1	0	18	7	11	.636	0	0	---	—	—	6	2	—	—	—	—	—	14	—
1962	1	0	24	3	14	.214	2	7	.286	—	—	10	9	—	—	—	—	—	8	—
1963	1	0	15	3	7	.429	0	0	.000	—	—	3	2	—	—	—	—	—	6	—
1964	1	1	20	5	10	.500	3	4	.750	—	—	3	4	1	0	—	—	—	13	—
1965	1	0	21	5	11	.455	3	4	.750	—	—	4	1	2	0	—	—	—	13	—
1966	1	0	23	4	13	.308	1	1	1.000	—	—	5	1	4	0	—	—	—	9	—
1967	1	1	31	5	16	.313	7	8	.875	—	—	4	1	5	0	—	—	—	17	—
1968	1	0	17	8	8	1.000	5	7	.714	—	—	3	3	2	0	—	—	—	21	—
1969	1	0	17	0	1	.000	4	5	.800	—	—	3	2	2	0	—	—	—	4	—

ALL-TIME ROSTER

1970	1	0	21	7	11	.636	1	1	1.000	—	—	4	3	4	0	—	—	—	15	—
TOTALS	**10**	**2**	**207**	**47**	**102**	**.461**	**26**	**37**	**.703**	**—**	**—**	**45**	**28**	**20**	**0**	**—**	**—**	**—**	**120**	**12.0**

GUOKAS, MATT — St. Joseph's — #14 — HT: 6-5 1/2 — WT: 185

Birthdate: Feb. 25, 1944 — Drafted: 1966, 1st round (9th overall) by 76ers

	G	GS	MIN	FG	FGA	PCT	FT	FTA	PCT	OFF	DEF	TOT	A	PF	D	ST	TO	BS	PTS	AVG
1966-67	69	—	808	79	203	.389	49	81	.605	—	—	83	105	82	0	—	—	—	207	3.0
1967-68	82	—	1612	190	393	.483	118	152	.776	—	—	185	191	172	0	—	—	—	498	6.1
1968-69	72	—	838	92	216	.426	54	81	.667	—	—	94	104	121	1	—	—	—	238	3.3
1969-70	80	—	1558	189	416	.454	106	149	.711	—	—	216	222	201	0	—	—	—	484	6.1
1970-71	1	—	5	0	0	---	0	0	---	—	—	1	0	0	0	—	—	—	0	0.0
TOTALS	**304**	**—**	**4821**	**550**	**1228**	**.448**	**327**	**463**	**.706**	**—**	**—**	**579**	**622**	**576**	**1**	**—**	**—**	**—**	**1427**	**4.7**

PLAYOFFS

	G	GS	MIN	FG	FGA	PCT	FT	FTA	PCT	OFF	DEF	TOT	A	PF	D	ST	TO	BS	PTS	AVG
1966-67	15	—	252	26	64	.406	13	17	.765	—	—	30	23	33	0	—	—	—	65	4.3
1967-68	13	—	327	30	79	.380	20	27	.741	—	—	43	30	39	0	—	—	—	80	6.2
1968-69	5	—	100	11	27	.407	4	5	.800	—	—	12	8	12	0	—	—	—	26	5.2
1970-71	2	—	23	6	8	.750	1	1	1.000	—	—	3	1	1	0	—	—	—	13	6.5
TOTALS	**35**	**—**	**702**	**73**	**178**	**.410**	**38**	**50**	**.760**	**—**	**—**	**88**	**62**	**85**	**0**	**—**	**—**	**—**	**184**	**5.3**

HALBROOK, SWEDE — Oregon State — HT: 7-3 — WT: 235

Birthdate: Jan. 30, 1933 — Drafted: N/A

	G	GS	MIN	FG	FGA	PCT	FT	FTA	PCT	OFF	DEF	TOT	A	PF	D	ST	TO	BS	PTS	AVG
1960-61	79	—	1131	155	463	.335	76	140	.543	—	—	550	31	262	9	—	—	—	386	4.9
1961-62	64	—	908	152	422	.360	96	151	.636	—	—	399	33	179	7	—	—	—	400	6.3
TOTALS	**143**	**—**	**2039**	**307**	**885**	**.347**	**172**	**291**	**.591**	**—**	**—**	**949**	**64**	**441**	**16**	**—**	**—**	**—**	**786**	**5.5**

PLAYOFFS

	G	GS	MIN	FG	FGA	PCT	FT	FTA	PCT	OFF	DEF	TOT	A	PF	D	ST	TO	BS	PTS	AVG
1960-61	8	—	176	24	78	.308	15	22	.682	—	—	85	12	25	1	—	—	—	63	7.9

HALIMON, SHALER — Utah State — #26 — HT: 6-6 — WT: 200

Birthdate: Mar. 30, 1945 — Drafted: 1968, 1st round (14th overall) by 76ers

	G	GS	MIN	FG	FGA	PCT	FT	FTA	PCT	OFF	DEF	TOT	A	PF	D	ST	TO	BS	PTS	AVG
1968-69	50	—	350	88	196	.449	10	32	.313	—	—	86	18	34	0	—	—	—	186	3.7

PLAYOFFS

	G	GS	MIN	FG	FGA	PCT	FT	FTA	PCT	OFF	DEF	TOT	A	PF	D	ST	TO	BS	PTS	AVG
1968-69	1	—	2	1	2	.500	0	0	---	—	—	0	0	0	0	—	—	—	2	2.0

HALLIBURTON, JEFF — Drake — #42 — HT: 6-5 — WT: 195

Birthdate: July 3, 1949 — Drafted: 1971, 3rd round (39th overall) by Atlanta

	G	GS	MIN	FG	FGA	PCT	FT	FTA	PCT	OFF	DEF	TOT	A	PF	D	ST	TO	BS	PTS	AVG
1972-73	31	0	549	122	280	.436	50	66	.758	—	—	82	68	78	1	—	—	—	294	9.5

HAMILTON, ZENDON — St. John's (N.Y.) — #42 — HT: 6-11 — WT: 240

Birthdate: April 29, 1975 — Drafted: Undrafted

	G	GS	MIN	FG	FGA	PCT	FT	FTA	PCT	OFF	DEF	TOT	A	PF	D	ST	TO	BS	PTS	AVG
2003-04	45	0	472	51	95	.537	67	96	.698	49	97	146	13	74	0	8	27	8	169	3.8
2005-06	1	0	3	0	1	.000	1	2	.500	0	0	0	0	1	0	1	0	0	1	1.0
TOTALS	**46**	**0**	**475**	**51**	**96**	**.531**	**68**	**98**	**.694**	**49**	**97**	**147**	**13**	**75**	**0**	**9**	**27**	**8**	**170**	**3.7**

HANNUM, ALEX — USC — HT: 6-7 — WT: 225

Birthdate: July 19, 1923 — Drafted: 1948, by Indianapolis

	G	GS	MIN	FG	FGA	PCT	FT	FTA	PCT	OFF	DEF	TOT	A	PF	D	ST	TO	BS	PTS	AVG
1949-50	64	—	—	177	488	.363	128	186	.688	—	—	—	129	264	—	—	—	—	482	7.5
1950-51	63	—	—	182	494	.368	107	197	.543	—	—	301	119	271	16	—	—	—	471	7.5
TOTALS	**127**	**—**	**—**	**359**	**982**	**.366**	**235**	**383**	**.614**	**—**	**—**	**301**	**248**	**535**	**16**	**—**	**—**	**—**	**953**	**7.5**

PLAYOFFS

	G	GS	MIN	FG	FGA	PCT	FT	FTA	PCT	OFF	DEF	TOT	A	PF	D	ST	TO	BS	PTS	AVG
1949-50	11	—	—	38	86	.442	17	34	.500	—	—	—	10	50	—	—	—	—	93	8.5
1950-51	7	—	—	17	39	.436	8	10	.800	—	—	47	17	37	3	—	—	—	42	6.0
TOTALS	**18**	**—**	**—**	**55**	**125**	**.440**	**25**	**44**	**.568**	**—**	**—**	**47**	**27**	**87**	**3**	**—**	**—**	**—**	**135**	**7.5**

HARMON, JEROME — Louisville — #40 — HT: 6-5 — WT: 206

Birthdate: Feb. 6, 1969 — Drafted: Undrafted

	G	GS	MIN	FG	FGA	PCT	FT	FTA	PCT	OFF	DEF	TOT	A	PF	D	ST	TO	BS	PTS	AVG
1994-95	10	0	158	21	53	.396	3	6	.500	9	14	23	12	12	0	9	7	0	46	4.6

3-PT. FG: 1994-95, 1-1 (1.000)

HARPER, JUSTIN — Richmond — #40 — HT: 6-10 — WT: 225

Birthdate: Aug. 30, 1989 — Drafted: 2011, 2nd round (32nd overall) by Cleveland

	G	GS	MIN	FG	FGA	PCT	FT	FTA	PCT	OFF	DEF	TOT	A	PF	D	ST	TO	BS	PTS	AVG
2016-17	3	0	31	5	12	.417	0	0		2	3	5	2	2	0	0	4	0	12	4.0

3-PT. FG: 2016-17, 2-7 (.286)

HARPRING, MATT — **Georgia Tech** — **#23** — **HT: 6-7** — **WT: 231**

Birthdate: Feb. 6, 1969 — **Drafted: 1998, 1st round (15th overall) by Orlando**

	G	GS	MIN	FG	FGA	PCT	FT	FTA	PCT	OFF	DEF	TOT	A	PF	D	ST	TO	BS	PTS	AVG
2001-02	81	81	2541	386	838	.461	165	222	.743	203	370	573	107	201	1	70	127	5	958	11.8

3-PT. FG: 2001-02, 21-69 (.304)

PLAYOFFS

	G	GS	MIN	FG	FGA	PCT	FT	FTA	PCT	OFF	DEF	TOT	A	PF	D	ST	TO	BS	PTS	AVG
2001-02	5	5	119	22	44	.500	7	9	.778	13	13	26	7	12	0	5	5	0	51	10.2

HARRIS, LUCIOUS — **Long Beach State** — **#30** — **HT: 6-5** — **WT: 205**

Birthdate: Dec. 18, 1970 — **Drafted: 1993, 2nd round (28th overall) by Dallas**

	G	GS	MIN	FG	FGA	PCT	FT	FTA	PCT	OFF	DEF	TOT	A	PF	D	ST	TO	BS	PTS	AVG
1996-97	54	3	813	112	294	.381	33	47	.702	27	44	71	50	45	0	24	39	0	217	3.6

3-PT. FG: 1996-97, 36-99 (.364)

HARRIS, TONY — **New Orleans** — **#3** — **HT: 6-3** — **WT: 190**

Birthdate: May 13, 1967 — **Drafted: Undrafted**

	G	GS	MIN	FG	FGA	PCT	FT	FTA	PCT	OFF	DEF	TOT	A	PF	D	ST	TO	BS	PTS	AVG
1990-91	6	0	41	4	16	.250	2	4	.500	0	1	1	0	5	0	1	3	0	10	1.7

3-PT. FG: 1990-91, 0-2 (.000)

HARRISON, BOB — **Michigan** — **HT: 6-1** — **WT: 190**

Birthdate: Aug. 12, 1927 — **Drafted: 1949, by Minneapolis**

	G	GS	MIN	FG	FGA	PCT	FT	FTA	PCT	OFF	DEF	TOT	A	PF	D	ST	TO	BS	PTS	AVG
1956-57*	66	—	1810	243	629	.386	93	130	.715	—	—	156	161	220	5	—	—	—	579	8.8
1957-58	72	—	1799	210	604	.348	97	122	.795	—	—	166	169	200	1	—	—	—	517	7.2
TOTALS	**138**	**—**	**3609**	**453**	**1233**	**.367**	**190**	**252**	**.754**	**—**	**—**	**322**	**330**	**420**	**6**	**—**	**—**	**—**	**1096**	**7.9**

PLAYOFFS

	G	GS	MIN	FG	FGA	PCT	FT	FTA	PCT	OFF	DEF	TOT	A	PF	D	ST	TO	BS	PTS	AVG
1956-57	5	—	133	12	45	.267	8	9	.889	—	—	13	15	21	1	—	—	—	32	6.4
1957-58	3	—	43	4	16	.250	2	3	.667	—	—	7	5	6	0	—	—	—	10	3.3
TOTALS	**8**	**—**	**176**	**16**	**61**	**.262**	**10**	**12**	**.833**	**—**	**—**	**20**	**20**	**27**	**1**	**—**	**—**	**—**	**42**	**5.3**

HAWES, SPENCER — **WASHINGTON** — **#00** — **HT: 7-1** — **WT: 245**

Birthdate: Apr. 28, 1988 — **Drafted: 2007, 1st round (10th overall) by Sacramento**

	G	GS	MIN	FG	FGA	PCT	FT	FTA	PCT	OFF	DEF	TOT	A	PF	D	ST	TO	BS	PTS	AVG
2010-11	81	81	1718	264	568	.465	47	88	.534	129	336	465	121	201	2	29	97	71	584	7.2
2011-12	37	29	920	156	319	.489	40	55	.727	78	192	270	98	100	0	16	55	48	355	9.6
2012-13	82	40	2233	376	811	.464	122	157	.777	173	417	590	183	233	1	24	131	113	905	11.0
2013-14	53	53	1666	264	586	.451	79	101	.782	88	364	452	176	154	2	31	119	67	688	13.0
TOTALS	**253**	**203**	**6537**	**1060**	**2284**	**.464**	**288**	**401**	**.718**	**468**	**1309**	**1777**	**578**	**688**	**5**	**100**	**402**	**299**	**2532**	**10.0**

3-PT. FG: 2010-11, 9-37 (.243); 2011-12, 3-12 (.250); 2012-13, 31-87 (.356); 2013-14, 81-203 (.399); TOTALS, 124-339 (.366)

PLAYOFFS

	G	GS	MIN	FG	FGA	PCT	FT	FTA	PCT	OFF	DEF	TOT	A	PF	D	ST	TO	BS	PTS	AVG
2010-11	5	5	98	12	33	.364	2	4	.500	5	14	19	9	11	0	0	2	2	26	5.2
2011-12	13	12	332	50	108	.463	19	26	.731	18	68	86	21	32	0	4	22	11	121	9.3
TOTALS	**18**	**17**	**430**	**62**	**141**	**.440**	**21**	**30**	**.700**	**23**	**82**	**105**	**30**	**43**	**0**	**4**	**24**	**13**	**147**	**8.2**

3-PT. FG: 2010-11, 0-1 (.000); 2011-12, 2-5 (.400); TOTALS, 2-6 (.333)

HAWKINS, HERSEY — **Bradley** — **#33** — **HT: 6-3** — **WT: 190**

Birthdate: Sept. 29, 1966 — **Drafted: 1988, 1st round (6th overall) by LA Clippers**

	G	GS	MIN	FG	FGA	PCT	FT	FTA	PCT	OFF	DEF	TOT	A	PF	D	ST	TO	BS	PTS	AVG
1988-89	79	79	2577	442	971	.455	241	290	.831	51	174	225	239	184	0	120	158	37	1196	15.1
1989-90	82	82	2856	522	1136	.460	387	436	.888	85	219	304	261	217	2	130	185	28	1515	18.5
1990-91	80	80	3110	590	1251	.472	479	550	.871	48	262	310	299	182	0	178	213	39	1767	22.1
1991-92	81	81	3013	521	1127	.462	403	461	.874	53	218	271	248	174	0	157	189	43	1536	19.0
1992-93	81	81	2977	551	1172	.470	419	487	.860	91	255	346	317	189	0	137	180	30	1643	20.3
TOTALS	**403**	**403**	**14533**	**2626**	**5657**	**.464**	**1929**	**2224**	**.867**	**328**	**1128**	**1456**	**1364**	**946**	**2**	**722**	**925**	**177**	**7657**	**19.0**

3-PT. FG: 1988-89, 71-166 (.428); 1989-90, 84-200 (.420); 1990-91, 108-270 (.400); 1991-92, 91-229 (.397); 1992-93, 122-307 (.397); TOTALS, 416-1172 (.406)

PLAYOFFS

	G	GS	MIN	FG	FGA	PCT	FT	FTA	PCT	OFF	DEF	TOT	A	PF	D	ST	TO	BS	PTS	AVG
1988-89	3	3	72	3	24	.125	2	2	1.000	1	4	5	4	6	0	3	3	1	8	2.7
1989-90	10	10	415	81	163	.497	59	63	.937	8	23	31	36	25	0	12	31	7	235	23.5
1990-91	8	8	329	47	101	.465	59	63	.937	8	38	46	27	29	1	20	16	10	167	20.9
TOTALS	**21**	**21**	**816**	**131**	**288**	**.455**	**120**	**128**	**.938**	**17**	**65**	**82**	**67**	**60**	**1**	**35**	**50**	**18**	**410**	**19.5**

ALL-TIME ROSTER

3-PT. FG: 1988-89, 0-5 (.000); 1989-90, 14-36 (.389); 1990-91, 14-26 (.538); TOTALS, 28-67 (.418)

ALL-STAR GAME

	G	GS	MIN	FG	FGA	PCT	FT	FTA	PCT	OFF	DEF	TOT	A	PF	D	ST	TO	BS	PTS
1991	1	0	14	3	5	.600	0	0	---	0	0	0	1	1	0	0	1	0	6

3-PT. FG: 1991, 0-1 (.000)

HAYES, STEVE — Idaho State — #31 — HT: 7-0 — WT: 205

Birthdate: Aug. 2, 1955 — Drafted: 1977, 4th round (76th overall) by New York

	G	GS	MIN	FG	FGA	PCT	FT	FTA	PCT	OFF	DEF	TOT	A	PF	D	ST	TO	BS	PTS	AVG
1984-85	11	0	101	10	18	.556	2	4	.500	11	23	34	1	19	0	1	2	4	22	2.0

HENDERSON, ALAN — Indiana — #44 — HT: 6-9 — WT: 240

Birthdate: Dec. 2, 1972 — Drafted: 1995, 1st round, (16th overall) by Atlanta

	G	GS	MIN	FG	FGA	PCT	FT	FTA	PCT	OFF	DEF	TOT	A	PF	D	ST	TO	BS	PTS	AVG
2006-07	38	5	418	43	67	.642	33	47	.702	48	59	107	10	62	1	9	12	12	119	3.1

HENDERSON, DAVID — Duke — #3 — HT: 6-5 — WT: 195

Birthdate: July 21, 1964 — Drafted: 1986, 3rd round (58th overall) by Washington

	G	GS	MIN	FG	FGA	PCT	FT	FTA	PCT	OFF	DEF	TOT	A	PF	D	ST	TO	BS	PTS	AVG
1987-88	69	3	1436	189	439	.431	136	168	.810	26	71	97	218	173	0	67	125	5	581	8.4
1988-89	65	0	986	144	348	.414	104	127	.819	17	51	68	140	121	1	42	73	3	425	6.5
TOTALS	**134**	**3**	**2422**	**333**	**787**	**.423**	**240**	**295**	**.814**	**43**	**122**	**165**	**358**	**294**	**1**	**109**	**198**	**8**	**1006**	**7.5**

3-PT. FG: 1987-88, 67-159 (.421); 1988-89, 33-107 (.308); TOTALS, 100-266 (.376)

PLAYOFFS

	G	GS	MIN	FG	FGA	PCT	FT	FTA	PCT	OFF	DEF	TOT	A	PF	D	ST	TO	BS	PTS	AVG
1988-89	3	—	69	10	25	.400	2	6	.333	3	4	7	5	10	0	2	5	0	24	8.0

3-PT. FG: 1987-88, 2-7 (.286

HENDERSON, GERALD — Virginia Commonwealth — #12 — HT: 6-2 — WT: 195

Birthdate: Jan 16, 1956 — Drafted: 1978, 3rd round (64th overall) by San Antonio

	G	GS	MIN	FG	FGA	PCT	FT	FTA	PCT	OFF	DEF	TOT	A	PF	D	ST	TO	BS	PTS	AVG
1987-88	69	3	1436	189	439	.431	136	168	.810	26	71	97	218	173	0	67	125	5	581	8.4
1988-89	65	0	986	144	348	.414	104	127	.819	17	51	68	140	121	1	42	73	3	425	6.5
TOTALS	**134**	**3**	**2422**	**333**	**787**	**.423**	**240**	**295**	**.814**	**43**	**122**	**165**	**358**	**294**	**1**	**109**	**198**	**8**	**1006**	**7.5**

3-PT. FG: 1987-88, 67-159 (.421); 1988-89, 33-107 (.308); TOTALS, 100-266 (.376)

PLAYOFFS

	G	GS	MIN	FG	FGA	PCT	FT	FTA	PCT	OFF	DEF	TOT	A	PF	D	ST	TO	BS	PTS	AVG
1988-89	3	—	69	10	25	.400	2	6	.333	3	4	7	5	10	0	2	5	0	24	8.0

3-PT. FG: 1987-88, 2-7 (.286)

HENDERSON, GERALD — Duke — #12 — HT: 6-5 — WT: 215

Birthdate: Dec. 9, 1987 — Drafted: 2009, 1st round (12th overall) by Charlotte

	G	GS	MIN	FG	FGA	PCT	FT	FTA	PCT	OFF	DEF	TOT	A	PF	D	ST	TO	BS	PTS	AVG
2016-17	72	41	1667	234	553	.423	133	165	.806	34	151	185	112	129	0	40	62	15	662	9.2

3-PT. FG: 61-173, (.353)

HENDRICKSON, MARK — Washington State — #14 — HT: 6-9 — WT: 220

Birthdate: June 23, 1974 — Drafted: 1996, 2nd round (31st overall) by 76ers

	G	GS	MIN	FG	FGA	PCT	FT	FTA	PCT	OFF	DEF	TOT	A	PF	D	ST	TO	BS	PTS	AVG
1996-97	29	1	301	32	77	.416	18	26	.692	35	57	92	3	32	1	10	14	4	85	2.9

3-PT. FG: 1996-97, 3-12 (.250

HENNESSY, LARRY — Villanova — HT: 6-3 — WT: 185

Birthdate: May 20, 1929 — Drafted: Undrafted

	G	GS	MIN	FG	FGA	PCT	FT	FTA	PCT	OFF	DEF	TOT	A	PF	D	ST	TO	BS	PTS	AVG
1956-57	21	—	373	56	175	.320	23	32	.719	—	—	45	27	28	0	—	—	—	135	6.4

HENRY, AL — Wisconsin — #26 — HT: 6-9 — WT: 190

Birthdate: Feb. 9, 1949 — Drafted: 1970, 1st round (12th overall) by 76ers

	G	GS	MIN	FG	FGA	PCT	FT	FTA	PCT	OFF	DEF	TOT	A	PF	D	ST	TO	BS	PTS	AVG
1970-71	6	—	26	1	6	.167	5	7	.714	—	—	11	0	1	0	—	—	—	7	1.2
1971-72	43	1	421	68	156	.436	51	73	.699	—	—	137	8	42	0	—	—	—	187	4.3
TOTALS	**49**	**1**	**447**	**69**	**162**	**.426**	**56**	**80**	**.700**	**—**	**—**	**148**	**8**	**43**	**0**	**—**	**—**	**—**	**194**	**4.0**

HETZEL, FRED — Davidson — #20 — HT: 6-8 — WT: 230

Birthdate: July 21, 1942 — Drafted: 1965, 1st round (1st overall) by San Francisco

	G	GS	MIN	FG	FGA	PCT	FT	FTA	PCT	OFF	DEF	TOT	A	PF	D	ST	TO	BS	PTS	AVG
1969-70	63	—	757	156	323	.483	71	85	.835	—	—	207	44	110	3	—	—	—	383	6.1

PLAYOFFS

	G	GS	MIN	FG	FGA	PCT	FT	FTA	PCT	OFF	DEF	TOT	A	PF	D	ST	TO	BS	PTS	AVG
1969-70	5	—	75	13	25	.520	9	11	.818	—	—	18	3	10	0	—	—	—	95	7.0

HEYMAN, ART — **Duke** — **#35** — **HT: 6-5** — **WT: 205**

Birthdate: June 24, 1941 — **Drafted: 1963, 1st round (1st overall) by New York**

	G	GS	MIN	FG	FGA	PCT	FT	FTA	PCT	OFF	DEF	TOT	A	PF	D	ST	TO	BS	PTS	AVG
1965-66	6	—	20	3	9	.333	4	5	.800	—	—	4	4	4	0	—	—	—	10	1.7

HIGGINS, SEAN — **Michigan** — **#9** — **HT: 6-9** — **WT: 215**

Birthdate: Dec. 30, 1968 — **Drafted: 1990, 2nd round (54th overall) by San Antonio**

	G	GS	MIN	FG	FGA	PCT	FT	FTA	PCT	OFF	DEF	TOT	A	PF	D	ST	TO	BS	PTS	AVG
1995-96	44	4	916	134	323	.415	35	37	.946	20	72	92	55	90	1	24	49	11	351	8.0

3-PT. FG: 1995-96, 48-129 (.372)

HILL, TYRONE — **Xavier** — **#40** — **HT: 6-9** — **WT: 250**

Birthdate: Mar. 19, 1968 — **Drafted: 1990, 1st round (11th overall) by Golden State**

	G	GS	MIN	FG	FGA	PCT	FT	FTA	PCT	OFF	DEF	TOT	A	PF	D	ST	TO	BS	PTS	AVG
1998-99	21	6	587	72	150	.480	35	69	.507	64	89	153	18	77	2	16	35	8	179	8.5
1999-00	68	65	2155	318	656	.485	179	259	.691	220	405	625	52	243	3	64	124	27	815	12.0
2000-01	76	75	2363	278	587	.474	172	273	.630	239	448	687	48	242	2	37	127	27	728	9.6
2002-03	24	18	496	44	109	.404	21	35	.600	56	68	124	9	68	0	15	16	7	109	4.5
TOTALS	**189**	**164**	**5601**	**712**	**1502**	**.474**	**407**	**636**	**.640**	**579**	**1010**	**1589**	**127**	**630**	**7**	**132**	**302**	**69**	**1831**	**9.7**

3-PT. FG: 1998-99, 0-0 (.000); 1999-00, 0-1 (.000); 2000-01, 0-1 (.000); 2002-03, 0-0 (.000); TOTALS, 0-2 (.000)

PLAYOFFS

	G	GS	MIN	FG	FGA	PCT	FT	FTA	PCT	OFF	DEF	TOT	A	PF	D	ST	TO	BS	PTS	AVG
1998-99	8	1	196	19	39	.487	7	19	.368	19	40	59	0	33	1	3	6	2	45	5.6
1999-00	10	10	352	46	100	.460	31	44	.705	36	61	97	9	38	0	9	12	1	123	12.3
2000-01	23	23	742	65	159	.409	36	53	.679	54	114	168	10	80	0	13	26	12	166	7.2
2002-03	10	0	141	12	19	.632	4	4	1.000	12	16	28	2	29	0	1	6	1	28	2.8
TOTALS	**51**	**34**	**1431**	**142**	**317**	**.448**	**78**	**120**	**.650**	**121**	**231**	**352**	**21**	**180**	**1**	**26**	**50**	**16**	**362**	**7.1**

3-PT. FG: 1999-00, 0-1 (.000); 2000-01, 0-1 (.000); TOTALS, 0-2 (.000)

HINSON, ROY — **Rutgers** — **#23** — **HT: 6-9** — **WT: 215**

Birthdate: May 2, 1961 — **Drafted: 1983, 1st round (20th overall) by Cleveland**

	G	GS	MIN	FG	FGA	PCT	FT	FTA	PCT	OFF	DEF	TOT	A	PF	D	ST	TO	BS	PTS	AVG
1986-87	76	58	2489	393	823	.478	273	360	.758	150	338	488	60	281	4	45	148	161	1059	13.9
1987-88	29	10	845	123	272	.452	89	124	.718	53	116	169	27	90	3	24	63	68	335	11.6
TOTALS	**105**	**68**	**3334**	**516**	**1095**	**.471**	**362**	**484**	**.748**	**203**	**454**	**657**	**87**	**371**	**7**	**69**	**211**	**229**	**1394**	**13.3**

3-PT. FG: 1986-87, 0-1 (.000); 1987-88, 0-1 (.000); TOTALS, 0-2 (.000)

PLAYOFFS

	G	GS	MIN	FG	FGA	PCT	FT	FTA	PCT	OFF	DEF	TOT	A	PF	D	ST	TO	BS	PTS	AVG
1986-87	5	0	159	31	52	.596	24	38	.632	6	17	23	3	18	0	4	2	10	86	17.2

HOLIDAY, JRUE — **UCLA** — **#11** — **HT: 6-4** — **WT: 205**

Birthdate: June 12, 1990 — **Drafted: 2009, 1st round (17th overall) by Philadelphia**

	G	GS	MIN	FG	FGA	PCT	FT	FTA	PCT	OFF	DEF	TOT	A	PF	D	ST	TO	BS	PTS	AVG
2009-10	73	51	1767	230	520	.442	65	86	.756	56	135	191	280	153	0	79	156	18	587	8.0
2010-11	82	82	2901	446	999	.446	172	209	.823	68	264	332	531	203	3	120	218	29	1145	14.0
2011-12	65	65	2196	360	834	.432	94	120	.783	57	155	212	290	137	2	103	135	18	879	13.5
2012-13	78	78	2926	555	1288	.431	182	242	.752	89	240	329	625	170	2	123	292	32	1383	17.7
TOTALS	**298**	**276**	**9789**	**1591**	**3641**	**.437**	**513**	**657**	**.781**	**270**	**794**	**1064**	**1726**	**663**	**7**	**425**	**801**	**97**	**3994**	**13.4**

3-PT. FG: 2009-10, 62-159 (.390); 2010-11, 81-222, (.365); 2011-12, 65-171 (.380); 2012-13, 91-247 (.368); TOTALS, 299-799 (.374)

PLAYOFFS

	G	GS	MIN	FG	FGA	PCT	FT	FTA	PCT	OFF	DEF	TOT	A	PF	D	ST	TO	BS	PTS	AVG
2010-11	5	5	188	24	58	.414	112	15	.800	3	16	19	28	10	0	10	11	2	71	14.2
2011-12	13	13	494	74	179	.413	38	44	.864	17	44	61	67	24	0	20	26	8	206	15.8
TOTALS	**18**	**18**	**682**	**98**	**237**	**.414**	**50**	**59**	**.847**	**20**	**60**	**80**	**95**	**34**	**0**	**30**	**37**	**10**	**277**	**15.4**

3-PT. FG: 2010-11, 11-21 (.524); 2011-12, 20-49 (.408); 31-70 (.443)

HOLIDAY, JUSTIN — **Washington** — **#14** — **HT: 6-6** — **WT: 185**

Birthdate: April 5, 1989 — **Drafted: Undrafted**

	G	GS	MIN	FG	FGA	PCT	FT	FTA	PCT	OFF	DEF	TOT	A	PF	D	ST	TO	BS	PTS	AVG
1965-66	9	0	142	16	48	.333	6	8	.750	0	14	14	15	7	0	3	9	6	42	4.7

3-PT. FG: 2012-13, 4-16 (.250)

HOLLINS, LIONEL — **Arizona State** — **#9** — **HT: 6-3** — **WT: 185**

Birthdate: Oct 19, 1953 — **Drafted: 1975, 1st round (6th overall) by Portland**

	G	GS	MIN	FG	FGA	PCT	FT	FTA	PCT	OFF	DEF	TOT	A	PF	D	ST	TO	BS	PTS	AVG
1979-80	27	26	796	130	313	.415	67	87	.770	24	45	69	112	68	0	46	68	9	329	12.2
1980-81	82	13	2154	327	696	.470	125	171	.731	47	144	191	352	205	2	104	207	18	781	9.5
1981-82	81	81	2257	380	797	.477	132	188	.702	35	152	187	316	198	1	103	146	20	894	11.0

ALL-TIME ROSTER

TOTALS	**190**	**120**	**5207**	**837**	**1806**	**.463**	**324**	**446**	**.726**	**106**	**341**	**447**	**780**	**471**	**3**	**253**	**421**	**47**	**2004**	**10.5**

3-PT. FG: 1979-80, 2-10 (.200); 1980-81, 2-15 (.133); 1981-82, 2-16 (.125); TOTALS, 6-41 (.146)

PLAYOFFS

	G	GS	MIN	FG	FGA	PCT	FT	FTA	PCT	OFF	DEF	TOT	A	PF	D	ST	TO	BS	PTS	AVG
1979-80	18	—	618	97	233	.416	54	68	.794	17	54	71	113	49	0	27	46	3	248	13.8
1980-81	16	16	490	67	152	.441	29	37	.784	8	26	34	65	42	0	17	19	1	163	10.2
1981-82	8	2	114	15	49	.306	4	6	.667	1	8	9	25	11	0	9	13	1	34	4.3
TOTALS	**42**	**18**	**1222**	**179**	**434**	**.412**	**87**	**111**	**.784**	**26**	**88**	**114**	**203**	**102**	**0**	**53**	**78**	**5**	**445**	**10.6**

3-PT. FG: 1979-80, 0-10 (.000); 1980-81, 0-1 (.000); 1981-82, 0-1 (.000); TOTALS, 0-12 (.000)

HOLMES, RICHAUN — **Bowling Green** — **#22** — **HT: 6-10** — **WT: 245**

Birthdate: Oct. 15, 1993 — **Drafted: 2015, 2nd round (37th overall) by 76ers**

	G	GS	MIN	FG	FGA	PCT	FT	FTA	PCT	OFF	DEF	TOT	A	PF	D	ST	TO	BS	PTS	AVG
2015-16	51	1	702	114	222	.514	51	74	.689	62	73	135	33	92	0	19	32	40	287	5.6
2016-17	57	17	1193	230	412	.558	72	103	.699	94	217	311	58	136	1	42	55	55	559	9.8
2017-18	48	2	746	135	241	.56	37	56	.661	57	154	211	61	97	3	20	25	29	311	6.5
TOTALS	**156**	**20**	**2641**	**479**	**875**	**.547**	**160**	**233**	**.687**	**213**	**444**	**657**	**152**	**325**	**4**	**81**	**112**	**124**	**1157**	**7.4**

3-PT. FG: 2015-16, 8-44 (.182); 2016-17, 27-77 (.351); 2017-18, 4-31 (.129); TOTALS, 39-152 (.257)

PLAYOFFS

	G	GS	MIN	FG	FGA	PCT	FT	FTA	PCT	OFF	DEF	TOT	A	PF	D	ST	TO	BS	PTS	AVG
2017-18	3	0	11	0	1	0.000	0	0	.000	0	1	1	1	3	0	0	0	0	0	0.0

3-PT FG:2017-18, 0-0 (.000)

HOLUP, JOE — **George Washington** — **HT: 6-6** — **WT: 215**

Birthdate: Feb. 26, 1934 — **Drafted: 1956, by Syracuse**

	G	GS	MIN	FG	FGA	PCT	FT	FTA	PCT	OFF	DEF	TOT	A	PF	D	ST	TO	BS	PTS	AVG
1956-57	71	—	1284	160	487	.329	204	253	.806	—	—	279	84	177	5	—	—	—	524	7.4
1957-58*	53	—	740	91	278	.327	71	94	.755	—	—	221	36	99	2	—	—	—	253	4.8
TOTALS	**124**	**—**	**2024**	**251**	**765**	**.328**	**275**	**347**	**.793**	**—**	**—**	**500**	**120**	**276**	**7**	**—**	**—**	**—**	**777**	**6.3**

PLAYOFFS

	G	GS	MIN	FG	FGA	PCT	FT	FTA	PCT	OFF	DEF	TOT	A	PF	D	ST	TO	BS	PTS	AVG
1956-57	5	—	88	6	28	.214	8	12	.667	—	—	20	1	3	0	—	—	—	20	4.0

HONEYCUTT, JERALD — **Tulane** — **#25** — **HT: 6-9** — **WT: 254**

Birthdate: Oct. 20, 1974 — **Drafted: 1997, 2nd round (39th overall) by Milwaukee**

	G	GS	MIN	FG	FGA	PCT	FT	FTA	PCT	OFF	DEF	TOT	A	PF	D	ST	TO	BS	PTS	AVG
1998-99	13	0	90	7	27	.259	6	8	.750	3	8	11	3	10	0	4	8	2	25	1.9

3-PT. FG: 1998-99, 5-14 (.357)

PLAYOFFS

	G	GS	MIN	FG	FGA	PCT	FT	FTA	PCT	OFF	DEF	TOT	A	PF	D	ST	TO	BS	PTS	AVG
1998-99	6	0	12	1	5	.200	0	0	---	1	0	1	0	3	0	0	1	0	2	0.3

3-PT. FG: 1998-99, 0-3 (.000)

HOPKINS, BOB — **Grambling State** — **HT: 6-8** — **WT: 205**

Birthdate: Nov. 3, 1934 — **Drafted: 1956, by Syracuse**

	G	GS	MIN	FG	FGA	PCT	FT	FTA	PCT	OFF	DEF	TOT	A	PF	D	ST	TO	BS	PTS	AVG
1956-57	62	—	764	130	343	.379	94	126	.746	—	—	233	22	106	0	—	—	—	354	5.7
1957-58	69	—	1224	221	554	.399	123	161	.764	—	—	392	45	162	5	—	—	—	565	8.2
1958-59	67	—	1518	246	611	.403	176	234	.752	—	—	436	67	181	5	—	—	—	668	10.0
1959-60	75	—	1616	257	660	.389	136	174	.782	—	—	465	55	193	4	—	—	—	650	8.7
TOTALS	**273**	**—**	**5122**	**854**	**2168**	**.394**	**529**	**695**	**.761**	**—**	**—**	**1526**	**189**	**642**	**14**	**—**	**—**	**—**	**2237**	**8.2**

PLAYOFFS

	G	GS	MIN	FG	FGA	PCT	FT	FTA	PCT	OFF	DEF	TOT	A	PF	D	ST	TO	BS	PTS	AVG
1956-57	5	—	73	9	25	.360	10	15	.667	—	—	19	2	14	1	—	—	—	28	5.6
1957-58	3	—	39	4	16	.250	4	6	.667	—	—	14	0	7	0	—	—	—	12	4.0
1958-59	9	—	203	23	68	.338	28	34	.824	—	—	60	9	33	1	—	—	—	74	8.2
1959-60	1	—	19	2	8	.250	3	3	1.000	—	—	6	0	3	0	—	—	—	7	7.0
TOTALS	**18**	**—**	**334**	**38**	**117**	**.325**	**45**	**58**	**.776**	**—**	**—**	**99**	**11**	**57**	**2**	**—**	**—**	**—**	**121**	**6.7**

HOPPEN, DAVE — **Nebraska** — **#40** — **HT: 6-11** — **WT: 235**

Birthdate: Mar. 13, 1964 — **Drafted: 1987, 3rd round (65th overall) by Atlanta**

	G	GS	MIN	FG	FGA	PCT	FT	FTA	PCT	OFF	DEF	TOT	A	PF	D	ST	TO	BS	PTS	AVG
1990-91	11	0	43	6	12	.500	8	12	.667	4	5	9	0	11	0	1	1	0	20	1.8
1991-92	11	0	40	2	7	.286	5	10	.500	1	9	10	2	6	0	0	3	0	9	0.8
TOTALS	**22**	**0**	**83**	**8**	**19**	**.421**	**13**	**22**	**.591**	**5**	**14**	**19**	**2**	**17**	**0**	**1**	**4**	**0**	**29**	**1.3**

3-PT. FG: 1990-91, 0-1 (.000); TOTALS, 0-1 (.000)

PLAYOFFS

	G	GS	MIN	FG	FGA	PCT	FT	FTA	PCT	OFF	DEF	TOT	A	PF	D	ST	TO	BS	PTS	AVG
1990-91	3	0	9	3	3	1.000	0	2	.000	0	3	3	0	1	0	0	0	0	6	2.0

3-PT. FG: 1987-88, 2-7 (.286

HORNACEK, JEFF — **Iowa State** — **#14** — **HT: 6-4** — **WT: 190**

Birthdate: May 3, 1963 — **Drafted: 1986, 2nd round (46th overall) by Phoenix**

	G	GS	MIN	FG	FGA	PCT	FT	FTA	PCT	OFF	DEF	TOT	A	PF	D	ST	TO	BS	PTS	AVG
1992-93	79	78	2860	582	1239	.470	250	289	.865	84	258	342	548	203	2	131	222	21	1511	19.1
1993-94	53	53	1994	325	715	.455	178	204	.873	41	171	212	315	115	0	95	138	10	880	16.6
TOTALS	**132**	**131**	**4854**	**907**	**1954**	**.464**	**428**	**493**	**.868**	**125**	**429**	**554**	**863**	**318**	**2**	**226**	**360**	**31**	**2391**	**18.1**

3-PT. FG: 1992-93, 97-249 (.390); 1993-94, 52-166 (.313); TOTALS, 149-415 (.359)

HOWELL, BAILEY — **Mississippi State** — **#16** — **HT: 6-7** — **WT: 220**

Birthdate: Jan. 20, 1937 — **Drafted: 1959, 1st round (2nd overall) by Detroit**

	G	GS	MIN	FG	FGA	PCT	FT	FTA	PCT	OFF	DEF	TOT	A	PF	D	ST	TO	BS	PTS	AVG
1970-71	82	—	1589	324	686	.472	230	315	.730	—	—	441	115	234	2	—	—	—	878	10.7

PLAYOFFS

	G	GS	MIN	FG	FGA	PCT	FT	FTA	PCT	OFF	DEF	TOT	A	PF	D	ST	TO	BS	PTS	AVG
1970-71	7		122	19	45	.422	9	13	.769	—	—	12	11	22	0	—	—	—	48	6.

HUGHES, LARRY — **St. Louis** — **#21** — **HT: 6-5** — **WT: 185**

Birthdate: Jan. 23, 1979 — **Drafted: 1998, 1st round (8th overall) by 76ers**

	G	GS	MIN	FG	FGA	PCT	FT	FTA	PCT	OFF	DEF	TOT	A	PF	D	ST	TO	BS	PTS	AVG
1998-99	50	1	988	170	414	.411	107	151	.709	83	106	189	77	97	0	44	68	14	455	9.1
1999-00	50	5	1018	192	461	.416	106	142	.746	52	107	159	75	94	0	54	95	12	501	10.0
TOTALS	**100**	**6**	**2006**	**362**	**875**	**.414**	**213**	**293**	**.727**	**135**	**213**	**348**	**152**	**191**	**0**	**98**	**163**	**26**	**956**	**9.6**

3-PT. FG: 1998-99, 8-52 (.019); 1999-00, 11-51 (.216); TOTALS, 19-103 (.184)

PLAYOFFS

	G	GS	MIN	FG	FGA	PCT	FT	FTA	PCT	OFF	DEF	TOT	A	PF	D	ST	TO	BS	PTS	AVG
1998-99	8	0	198	31	77	.403	20	24	.833	17	20	37	16	21	0	15	12	9	82	10.3

3-PT. FG: 1998-99, 0-7 (.000

HUNTER, STEVEN — **DePaul** — **#45** — **HT: 7-0** — **WT: 240**

Birthdate: Oct. 31, 1981 — **Drafted: 2001, 1st round (15th overall) by Orlando**

	G	GS	MIN	FG	FGA	PCT	FT	FTA	PCT	OFF	DEF	TOT	A	PF	D	ST	TO	BS	PTS	AVG
2005-06	69	35	1312	175	291	.601	71	138	.514	110	161	271	17	120	0	12	64	76	421	6.1
2006-07	70	41	1605	188	326	.577	74	151	.490	114	221	335	26	137	1	13	65	76	450	6.4
TOTALS	**139**	**76**	**2917**	**363**	**617**	**.588**	**145**	**289**	**.502**	**224**	**382**	**606**	**43**	**257**	**1**	**25**	**129**	**152**	**871**	**6.3**

IAVARONI, MARC — **Virginia** — **#8** — **HT: 6-10** — **WT: 225**

Birthdate: Sept. 15, 1956 — **Drafted: 1978, 3rd round (55th overall) by New York**

	G	GS	MIN	FG	FGA	PCT	FT	FTA	PCT	OFF	DEF	TOT	A	PF	D	ST	TO	BS	PTS	AVG
1982-83	80	77	1612	163	353	.462	78	113	.690	117	212	329	83	238	0	32	133	44	404	5.1
1983-84	78	71	1532	149	322	.463	97	131	.740	91	219	310	95	222	1	36	124	55	395	5.1
1984-85	12	10	156	12	31	.387	6	6	1.000	11	18	29	6	24	0	4	16	3	30	2.5
TOTALS	**170**	**158**	**3300**	**324**	**706**	**.459**	**181**	**250**	**.724**	**219**	**449**	**668**	**184**	**484**	**1**	**72**	**273**	**102**	**829**	**4.9**

3-PT. FG: 1982-83, 0-2 (.000); 1983-84, 0-2 (.000); TOTALS, 0-4 (.000)

PLAYOFFS

	G	GS	MIN	FG	FGA	PCT	FT	FTA	PCT	OFF	DEF	TOT	A	PF	D	ST	TO	BS	PTS	AVG
1982-83	13	—	283	29	52	.558	9	18	.500	22	35	57	19	42	1	8	13	7	67	5.2
1983-84	4	—	4	7	15	.467	7	8	.875	3	5	8	3	18	1	1	5	1	22	4.5
TOTALS	**17**	**—**	**287**	**36**	**67**	**.537**	**16**	**26**	**.615**	**25**	**40**	**65**	**22**	**60**	**2**	**9**	**18**	**8**	**89**	**5.2**

3-PT. FG: 1983-84, 1-2 (.500)

IGUODALA, ANDRE — **Arizona** — **#4, 9** — **HT: 6-6** — **WT: 207**

Birthdate: Jan. 28, 1984 — **Drafted: 2004, 1st round (9th overall) by 76ers**

	G	GS	MIN	FG	FGA	PCT	FT	FTA	PCT	OFF	DEF	TOT	A	PF	D	ST	TO	BS	PTS	AVG
2004-05	82	82	2686	269	546	.493	156	210	.743	89	375	464	246	204	2	138	139	48	741	9.0
2005-06	82	82	3086	344	688	.500	263	349	.754	117	364	481	255	198	4	135	153	21	1007	12.3
2006-07	76	76	3062	443	991	.447	452	551	.820	77	357	434	432	200	0	152	261	33	1386	18.2
2007-08	82	82	3242	582	1277	.456	365	506	.721	85	361	446	391	187	1	171	214	49	1630	19.9
2008-09	82	82	3269	542	1147	.473	377	521	.724	92	379	471	434	152	1	131	222	36	1541	18.8
2009-10	82	82	3193	496	1120	.443	315	430	.733	82	447	529	472	145	0	141	218	55	1401	17.1
2010-11	67	67	2469	338	759	.445	208	300	.693	61	326	387	422	109	0	101	138	38	945	14.1
2011-12	62	62	2209	287	632	.454	121	196	.617	56	325	381	339	92	0	107	115	30	771	12.4
TOTALS	**615**	**615**	**23216**	**3301**	**7160**	**.461**	**2257**	**3063**	**.737**	**659**	**2934**	**3593**	**2991**	**1287**	**8**	**1076**	**1460**	**310**	**9422**	

15.33-PT FG: 2004-05, 47-142 (.331); 2005-06, 56-158 (.354); 2006-07, 48-155 (.310); 2007-08, 101-307 (.329); 2008-09, 80-261 (.307), 2009-10, 94-303 (.310); 2010-11, 61-181 (.337); 2011-12, 76-193 (.394); TOTALS, 563-1700 (.331)

PLAYOFFS

	G	GS	MIN	FG	FGA	PCT	FT	FTA	PCT	OFF	DEF	TOT	A	PF	D	ST	TO	BS	PTS	AVG
2004-05	5	5	192	20	43	.465	6	12	.500	8	15	23	15	12	0	14	5	5	49	9.8

ALL-TIME ROSTER

2007-08	6	6	234	23	69	.333	31	43	.721	6	23	29	30	11	0	13	26	1	79	13.2
2008-09	6	6	269	44	98	.449	30	46	.652	6	32	38	40	9	0	11	24	0	129	21.5
2010-11	5	5	182	22	52	.423	10	14	.714	7	28	35	34	16	0	5	14	2	57	11.4
2011-12	13	13	505	58	151	.384	33	56	.589	17	57	74	48	32	0	19	19	5	168	12.9
TOTALS	**35**	**35**	**1382**	**167**	**413**	**.404**	**110**	**171**	**.643**	**44**	**155**	**199**	**167**	**80**	**0**	**62**	**88**	**13**	**482**	**13.8**

3-PT FG: 2004-05, 3-9 (.333); 2007-08, 2-14 (.143); 2008-09, 11-28 (.393); 2010-11, 3-14 (.214); 2011-12, 19-49 (.388); TOTALS, 38-11 (.333)

ILYASOVA, ERSAN — **Turkey** — **#7, #23** — **HT: 6-10** — **WT: 235**

Birthdate: May 15, 1987 — **Drafted: 2005, 2nd round (36th overall) by Milwaukee**

	G	GS	MIN	FG	FGA	PCT	FT	FTA	PCT	OFF	DEF	TOT	A	PF	D	ST	TO	BS	PTS	AVG
2016-17	53	40	1447	285	648	.440	109	142	.768	71	243	314	97	133	2	33	78	14	786	14.8
2017-18	23	3	554	93	212	.439	33	45	.733	44	110	154	39	65	1	17	29	9	249	10.8
TOTALS	**76**	**43**	**2001**	**378**	**860**	**.44**	**142**	**187**	**.759**	**115**	**353**	**468**	**136**	**198**	**3**	**50**	**107**	**23**	**1035**	**13.6**

3-PT FG: 2016-17, 107-298 (.359), 2017-18, 30-83 (.361)

PLAYOFFS

	G	GS	MIN	FG	FGA	PCT	FT	FTA	PCT	OFF	DEF	TOT	A	PF	D	ST	TO	BS	PTS	AVG
2017-18	10	1	233	36	84	.429	12	21	0.571	26	50	76	13	25	0	7	10	4	93	9.3

3-PT FG: 2016-17, 107-298 (.359), 2017-18, 30-83 (.361); TOTALS, 137-381 (.360)

IMHOFF, DARRALL — **California** — **#18** — **HT: 6-10** — **WT: 220**

Birthdate: Oct. 11, 1938 — **Drafted: 1960, 1st round (3rd overall) by New York**

	G	GS	MIN	FG	FGA	PCT	FT	FTA	PCT	OFF	DEF	TOT	A	PF	D	ST	TO	BS	PTS	AVG
1968-69	82	—	2360	279	593	.470	194	325	.597	—	—	792	218	310	12	—	—	—	752	9.2
1969-70	79	—	2474	430	796	.540	215	331	.650	—	—	754	211	294	7	—	—	—	1075	13.6
TOTALS	**161**	**—**	**4834**	**709**	**1389**	**.510**	**409**	**656**	**.623**	**—**	**—**	**1546**	**429**	**604**	**19**	**—**	**—**	**—**	**1827**	**11.3**

PLAYOFFS

	G	GS	MIN	FG	FGA	PCT	FT	FTA	PCT	OFF	DEF	TOT	A	PF	D	ST	TO	BS	PTS	AVG
1968-69	5	—	191	33	66	.500	25	38	.658	—	—	82	12	24	1	—	—	—	91	18.2
1969-70	5	—	138	22	48	.458	1	7	.143	—	—	35	11	23	0	—	—	—	45	9.0
TOTALS	**10**	**—**	**329**	**55**	**114**	**.482**	**26**	**45**	**.578**	**—**	**—**	**117**	**23**	**47**	**1**	**—**	**—**	**—**	**136**	**13.6**

IVERSON, ALLEN — **Georgetown** — **#3** — **HT: 6-0** — **WT: 165**

Birthdate: June 7, 1975 — **Drafted: 1996, 1st round (1st overall) by 76ers**

	G	GS	MIN	FG	FGA	PCT	FT	FTA	PCT	OFF	DEF	TOT	A	PF	D	S	TO	B	PTS	AVG
1996-97	76	74	3045	625	1504	.416	382	544	.702	115	197	312	567	233	5	157	337	24	1787	23.5
1997-98	80	80	3150	649	1407	.461	390	535	.729	86	210	296	494	200	2	176	244	25	1758	22.0
1998-99	48	48	1990	435	1056	.412	356	474	.751	66	170	236	223	98	0	110	167	7	1284	26.8
1999-00	70	70	2853	729	1733	.421	442	620	.713	71	196	267	328	162	1	144	230	5	1989	28.4
2000-01	71	71	2979	762	1813	.420	585	719	.814	50	223	273	325	147	0	178	237	20	2207	31.1
2001-02	60	59	2622	665	1669	.398	475	585	.812	44	225	269	331	102	0	168	237	13	1883	31.4
2002-03	82	82	3485	804	1940	.414	570	736	.774	68	276	344	454	149	2	225	286	13	2262	27.6
2003-04	48	47	2040	435	1125	.387	339	455	.745	34	144	178	324	87	0	115	209	5	1266	26.4
2004-05	75	75	3174	771	1818	.424	656	786	.835	51	248	299	596	140	1	180	344	9	2302	30.7
2005-06	72	72	3103	815	1822	.447	675	829	.814	44	188	232	532	121	0	140	248	10	2377	33.0
2006-07	15	15	640	151	366	.413	154	174	.885	7	34	41	109	21	0	33	66	1	468	31.2
2009-10	25	24	798	121	290	.417	98	119	.824	15	60	75	102	42	0	18	57	2	348	13.1
TOTALS	**722**	**717**	**29879**	**6962**	**16543**	**.421**	**5122**	**6576**	**.779**	**651**	**2171**	**2822**	**4385**	**1458**	**11**	**1644**	**2662**	**134**	**19931**	**27.6**

3-PT. FG: 1996-97, 155-455 (.341); 1997-98, 70-235 (.298); 1998-99, 58-199 (.291); 1999-2000, 89-261 (.341); 2000-01, 98-306 (.320); 2001-02, 78-268 (.291), 2002-03, 84-303 (.277); 2003-04, 57-199 (.286); 2004-05, 104-338 (.308); 2005-06, 72-223 (.323); 2006-07, 12-53 (.226); 2009-10, 8-24 (.333); TOTALS,885-2864 (.309)

PLAYOFFS

	G	GS	MIN	FG	FGA	PCT	FT	FTA	PCT	OFF	DEF	TOT	A	PF	D	S	TO	B	PTS	AVG
1998-99	8	8	358	88	214	.411	37	52	.712	14	19	33	39	19	0	20	24	2	228	28.5
1999-00	10	10	444	91	237	.384	68	92	.739	14	26	40	45	24	0	12	32	1	262	26.2
2000-01	22	22	1016	27	661	.389	161	208	.774	15	89	104	134	55	0	52	63	7	723	32.9
2001-02	5	5	209	45	118	.381	51	63	.610	1	17	18	21	8	0	13	12	0	150	30.0
2002-03	12	12	557	137	329	.416	87	118	.737	11	41	52	89	25	0	29	47	1	380	31.7
2004-05	5	5	238	59	126	.468	26	29	.897	0	11	11	50	12	0	10	21	2	156	31.2
TOTALS	**62**	**62**	**2822**	**677**	**1685**	**.402**	**430**	**562**	**.765**	**55**	**203**	**258**	**378**	**143**	**0**	**136**	**199**	**13**	**1899**	**30.6**

3-PT. FG: 1998-99, 15-53 (.283); 1999-00, 12-39 (.308); 2000-01, 48-142 (.338); 2001-02, 9-27 (.333); 2002-03, 19-55 (.345); 2004-05, 12-29 (.414); TOTALS, 115-345 (.333)

ALL-STAR GAME

	G	GS	MIN	FG	FGA	PCT	FT	FTA	PCT	OFF	DEF	TOT	A	PF	D	S	TO	B	PTS	AVG
2000	1	1	28	10	18	.556	4	5	.800	2	0	2	9	0	0	2	5	0	26	—
2001	1	1	27	9	21	.429	6	6	1.000	0	2	2	5	0	0	4	4	0	25	—
2002	1	1	25	2	9	.222	1	2	.500	1	3	4	3	0	0	0	2	0	5	—
2003	1	1	41	13	23	.565	8	9	.889	3	2	5	7	2	0	5	6	0	35	—
2004	1	1	23	1	6	.167	1	4	.250	0	1	1	11	3	0	0	4	0	3	—
2005	1	1	32	4	13	.308	7	7	1.000	0	4	4	9	0	0	5	7	0	15	—
2006	1	1	26	5	14	.357	2	4	.500	0	2	2	2	0	0	0	3	0	12	—
TOTALS	**7**	**7**	**202**	**44**	**104**	**.423**	**29**	**37**	**.784**	**6**	**14**	**20**	**46**	**5**	**0**	**16**	**31**	**0**	**121**	**17.3**

3-PT FG: 2000, 2-2 (1.000); 2001, 1-1 (1.000); 2003, 1-3 (.333); 2005, 0-0 (---); 2006, 0-0 (---); TOTALS, 4-6 (.667)

IVEY, ROYAL

Texas | #12, 7 | HT: 6-4 | WT: 215

Birthdate: Dec. 20, 1981 | Drafted: 2004, 2nd round (37th overall) by Atlanta

	G	GS	MIN	FG	FGA	PCT	FT	FTA	PCT	OFF	DEF	TOT	A	PF	D	ST	TO	BS	PTS	AVG
2008-09	71	0	861	69	208	.332	34	43	.791	19	57	76	43	76	0	36	23	7	211	3.0
2009-10	26	0	236	26	55	.473	6	7	.857	5	21	26	17	25	0	10	5	2	70	2.7
2012-13	53	5	698	62	144	.431	9	16	.563	16	41	57	32	73	0	23	20	3	170	3.2
TOTALS	**150**	**5**	**1795**	**157**	**407**	**.386**	**49**	**66**	**.742**	**40**	**119**	**159**	**92**	**174**	**0**	**69**	**48**	**12**	**451**	**3.0**

3-PT FG: 2008-09, 39-114 (.342); 2009-10, 12-24 (.500); 2012-13, 37-88 (.420); TOTALS, 88-226 (.389)

PLAYOFFS

	G	GS	MIN	FG	FGA	PCT	FT	FTA	PCT	OFF	DEF	TOT	A	PF	D	ST	TO	BS	PTS	AVG
2008-09	6	0	45	3	11	.273	3	4	.750	1	3	4	0	6	0	3	0	0	11	1.8

3-PT FG: 2008-09, 2-7 (.286)

JACKSON, DEMETRIUS

Notre Dame | #11 | HT: 6-1 | WT: 200

Birthdate: Sept. 7, 1994 | Drafted: 2016, 2nd round (45th overall) by Boston

	G	GS	MIN	FG	FGA	PCT	FT	FTA	PCT	OFF	DEF	TOT	A	PF	D	ST	TO	BS	PTS	AVG
2017-18	3	0	17	3	4	.750	1	2	.500	1	0	1	4	1	0	1	1	0	8	2.7

3-PT FG: 2017-18, 1-1 (1.000)

JACKSON, JAREN

Georgetown | #30 | HT: 6-6 | WT: 190

Birthdate: Oct. 27, 1967 | Drafted: Undrafted

	G	GS	MIN	FG	FGA	PCT	FT	FTA	PCT	OFF	DEF	TOT	A	PF	D	ST	TO	BS	PTS	AVG
1994-95	21	1	257	25	68	.368	16	24	.667	18	24	42	19	33	0	9	17	5	70	3.3

3-PT. FG: 1994-95, 4-15 (.267)

JACKSON, JIMMY

Ohio State | #2 | HT: 6-6 | WT: 220

Birthdate: Oct. 14, 1970 | Drafted: 1993, 1st round (4th overall) by Dallas

	G	GS	MIN	FG	FGA	PCT	FT	FTA	PCT	OFF	DEF	TOT	A	PF	D	ST	TO	BS	PTS	AVG
1997-98	48	47	1788	246	535	.460	126	154	.818	69	158	227	223	112	0	41	145	6	657	13.7

3-PT.FG: 1997-98, 39-112 (.348)

JACKSON, LUKE

Pan American | #54 | HT: 6-9 | WT: 250

Birthdate: Oct. 31, 1941 | Drafted: 1964, 1st round (4th overall) by 76ers

	G	GS	MIN	FG	FGA	PCT	FT	FTA	PCT	OFF	DEF	TOT	A	PF	D	ST	TO	BS	PTS	AVG
1964-65	76	—	2590	419	1013	.414	288	404	.713	—	—	980	93	251	4	—	—	—	1126	14.8
1965-66	79	—	1966	246	614	.401	158	214	.738	—	—	676	132	216	2	—	—	—	650	8.2
1966-67	81	—	2377	386	882	.438	198	261	.759	—	—	724	114	276	6	—	—	—	970	12.0
1967-68	82	—	2570	401	927	.433	166	231	.719	—	—	872	139	287	6	—	—	—	968	11.8
1968-69	25	—	840	145	332	.437	69	97	.711	—	—	286	54	102	3	—	—	—	359	14.4
1969-70	37	—	583	71	181	.392	60	81	.741	—	—	198	50	80	0	—	—	—	202	5.5
1970-71	79	40	1774	199	529	.376	131	189	.693	—	—	568	148	211	3	—	—	—	529	6.7
1971-72	63	22	1083	137	346	.396	92	133	.692	—	—	309	88	141	1	—	—	—	366	5.8
TOTALS	**522**	**62**	**13783**	**2004**	**4824**	**.415**	**1162**	**1610**	**.720**	**—**	**—**	**4613**	**818**	**1564**	**25**	**—**	**—**	**—**	**5170**	**9.9**

PLAYOFFS

	G	GS	MIN	FG	FGA	PCT	FT	FTA	PCT	OFF	DEF	TOT	A	PF	D	ST	TO	BS	PTS	AVG
1964-65	11	—	321	44	130	.338	25	32	.781	—	—	79	24	31	0	—	—	—	113	10.3
1965-66	5	—	163	21	49	.429	18	22	.818	—	—	44	8	21	2	—	—	—	60	12.0
1966-67	15	—	543	64	161	.398	37	51	.725	—	—	176	30	47	1	—	—	—	165	11.0
1967-68	13	—	432	62	158	.392	24	35	.686	—	—	115	16	59	3	—	—	—	148	11.4
1969-70	5	—	73	9	19	.474	2	2	1.000	—	—	33	3	11	1	—	—	—	20	4.0
1970-71	7	—	160	16	38	.421	7	10	.700	—	—	61	11	17	0	—	—	—	39	5.6
TOTALS	**56**	**—**	**1692**	**216**	**555**	**.389**	**113**	**152**	**.743**	**—**	**—**	**508**	**92**	**186**	**7**	**—**	**—**	**—**	**545**	**9.7**

All-STAR GAME

	G	GS	MIN	FG	FGA	PCT	FT	FTA	PCT	OFF	DEF	R	A	PF	D	ST	TO	BS	PTS
1965	1	1	15	2	5	.400	1	2	.500	—	—	1	1	4	0	—	—	—	5

JACKSON, MARC

Temple | #25 | HT: 6-10 | WT: 253

Birthdate: Jan. 16, 1975 | Drafted: 1997, 2nd round (38th overall) by Golden St.

	G	GS	MIN	FG	FGA	PCT	FT	FTA	PCT	OFF	DEF	TOT	A	PF	D	ST	TO	BS	PTS	AVG
2003-04	22	13	598	71	171	.415	64	81	.790	45	81	126	18	45	0	12	24	6	206	9.4
2004-05	81	23	1976	340	731	.465	289	349	.818	184	222	406	81	171	0	32	131	18	969	12.0
TOTALS	**103**	**36**	**2574**	**411**	**902**	**.456**	**353**	**430**	**.821**	**229**	**303**	**532**	**99**	**216**	**0**	**44**	**155**	**24**	**1175**	**11.4**

3-PT FG: 2003-04, 0-1 (.000); 2004-05, 0-2 (.000); TOTALS, 0-3 (.000)

PLAYOFFS

	G	GS	MIN	FG	FGA	PCT	FT	FTA	PCT	OFF	DEF	TOT	A	PF	D	ST	TO	BS	PTS	AVG
2004-05	5	0	65	5	20	.250	7	11	.636	3	5	8	0	9	0	2	6	2	17	3.4

3-PT FG: 2004-05, 0-0 (---)

JAMES, TIM

Miami (Fla.) | #25 | HT: 6-7 | WT: 214

Birthdate: Dec. 25, 1976 | Drafted: 1999, 1st round (25th overall) by Miami

ALL-TIME ROSTER

	G	GS	MIN	FG	FGA	PCT	FT	FTA	PCT	OFF	DEF	TOT	A	PF	D	ST	TO	BS	PTS	AVG
2001-02	9	0	41	5	13	.385	2	6	.333	5	2	7	1	5	0	0	3	1	12	1.3

JENKINS, CHARLES — **Hofstra** — **#31** — **HT: 6-3** — **WT: 220**

Birthdate: Feb. 28, 1989 — **Drafted: 2011, 2nd round (44th overall) by Golden State**

	G	GS	MIN	FG	FGA	PCT	FT	FTA	PCT	OFF	DEF	TOT	A	PF	D	ST	TO	BS	PTS	AVG
2012-13	12	1	150	14	38	.368	2	4	.500	3	8	11	16	4	0	6	2	1	30	2.5

JOHNSON, AMIR — **Westchester H.S. (CA)** — **#5** — **HT: 6-9** — **WT: 240**

Birthdate: May 1, 1987 — **Drafted: 2005, 2nd round (56th overall) by Detroit**

	G	GS	MIN	FG	FGA	PCT	FT	FTA	PCT	OFF	DEF	TOT	A	PF	D	ST	TO	BS	PTS	AVG
2017-18	74	18	1171	140	260	.538	52	85	.612	123	207	330	118	192	1	45	55	44	342	4.6

3-PT FG: 2017-18, 10-32 (.313)

PLAYOFFS

	G	GS	MIN	FG	FGA	PCT	FT	FTA	PCT	OFF	DEF	TOT	A	PF	D	ST	TO	BS	PTS	AVG
2017-18	8	1	94	11	21	0.524	4	5	.800	14	9	23	9	10	0	2	3	1	26	3.3

3-PT FG:2017-18, 0-0 (.000)

JOHNSON, CHRIS — **Syracuse** — **#16** — **HT: 6-6** — **WT: 201**

Birthdate: Apr. 29, 1990 — **Drafted: Undrafted**

	G	GS	MIN	FG	FGA	PCT	FT	FTA	PCT	OFF	DEF	TOT	A	PF	D	ST	TO	BS	PTS	AVG
2014-15	9	2	187	19	60	.317	6	8	.750	3	23	26	3	19	0	9	9	5	54	6.0

3-PT. FG: 2014-15, 10-39 (.256)

JOHNSON, CLEMON — **Florida A&M** — **#45** — **HT: 6-10** — **WT: 240**

Birthdate: Sept. 12, 1956 — **Drafted: 1978, 2nd round (44th overall) by Portland**

	G	GS	MIN	FG	FGA	PCT	FT	FTA	PCT	OFF	DEF	TOT	A	PF	D	ST	TO	BS	PTS	AVG
1982-83	32	4	698	91	182	.500	34	58	.586	75	130	205	24	84	1	16	36	29	216	6.8
1983-84	80	10	1721	193	412	.468	69	113	.611	131	267	398	55	205	1	35	95	65	455	5.7
1984-85	58	0	875	117	235	.498	36	49	.735	92	129	221	33	112	0	15	43	44	270	4.7
1985-86	75	2	1069	105	223	.471	51	81	.630	106	149	255	15	129	0	23	38	62	261	3.5
TOTALS	**245**	**16**	**4363**	**506**	**1052**	**.481**	**190**	**301**	**.631**	**404**	**675**	**1079**	**127**	**530**	**2**	**89**	**212**	**200**	**1202**	**4.9**

3-PT. FG: 1982-83, 0-1 (.000); 1984-85, 0-1 (.000); TOTALS, 0-2 (.000)

PLAYOFFS

	G	GS	MIN	FG	FGA	PCT	FT	FTA	PCT	OFF	DEF	TOT	A	PF	D	ST	TO	BS	PTS	AVG
1982-83	12	—	202	25	49	.510	0	4	.000	21	22	43	7	28	0	4	12	5	50	4.2
1983-84	5	—	45	4	12	.333	0	0	---	3	3	6	0	8	0	1	3	4	8	1.6
1984-85	13	—	165	13	33	.394	16	21	.762	17	19	36	2	32	0	3	13	6	42	3.2
1985-86	12	—	303	29	53	.547	16	25	.640	23	37	60	8	35	0	11	10	15	74	6.2
TOTALS	**42**	**—**	**715**	**71**	**147**	**.483**	**32**	**50**	**.640**	**64**	**81**	**145**	**17**	**103**	**0**	**19**	**38**	**30**	**174**	**4.1**

3-PT. FG: 1984-85, 0-1 (.000)

JOHNSON, GEORGE — **St. John's** — **#12** — **HT: 6-7** — **WT: 210**

Birthdate: Dec. 8, 1956 — **Drafted: 1978, 1st round (12th overall) by Milwaukee**

	G	GS	MIN	FG	FGA	PCT	FT	FTA	PCT	OFF	DEF	TOT	A	PF	D	ST	TO	BS	PTS	AVG
1984-85	55	3	756	107	263	.407	49	56	.875	48	116	164	38	99	0	31	49	16	264	4.8

3-PT. FG 1984-85, 1-1 (1.000)

PLAYOFFS

	G	GS	MIN	FG	FGA	PCT	FT	FTA	PCT	OFF	DEF	TOT	A	PF	D	ST	TO	BS	PTS	AVG
1984-85	5	0	24	5	8	.625	0	0	---	3	4	7	0	2	0	0	1	0	11	2.2

3-PT. FG: 1984-85, 1-1 (1.000)

JOHNSON, OLLIE — **Temple** — **#18** — **HT: 6-6** — **WT: 200**

Birthdate: May 11, 1949 — **Drafted: 1972, 2nd round (30th overall) by Portland**

	G	GS	MIN	FG	FGA	PCT	FT	FTA	PCT	OFF	DEF	TOT	A	PF	D	ST	TO	BS	PTS	AVG
1980-81	40	0	372	87	158	.551	27	31	.871	8	47	55	30	45	0	20	25	2	202	5.1
1981-82	26	0	150	27	54	.500	6	7	.857	7	15	22	10	28	0	13	13	3	61	2.3
TOTALS	**66**	**0**	**522**	**114**	**212**	**.538**	**33**	**38**	**.868**	**15**	**62**	**77**	**40**	**73**	**0**	**33**	**38**	**5**	**263**	**4.0**

3-PT. FG: 1980-81, 1-6 (.167); 1981-82, 1-3 (.133); TOTALS, 2-9 (.222)

PLAYOFFS

	G	GS	MIN	FG	FGA	PCT	FT	FTA	PCT	OFF	DEF	TOT	A	PF	D	ST	TO	BS	PTS	AVG
1980-1981	8	—	22	3	10	.300	0	0	---	2	3	5	2	1	0	2	2	1	6	0.8

3-PT. FG: 1980-81, 0-1 (.000)

JOHNSON, REGGIE — **Tennessee** — **#33** — **HT: 6-9** — **WT: 210**

Birthdate: June 25, 1957 — **Drafted: 1980, 1st round (15th overall) by San Antonio**

	G	GS	MIN	FG	FGA	PCT	FT	FTA	PCT	OFF	DEF	TOT	A	PF	D	ST	TO	BS	PTS	AVG
1982-83	29	8	549	69	154	.448	22	30	.733	32	58	90	23	82	1	8	35	17	160	5.5

3-PT. FG: 1982-83, 1-4 (.250)

PLAYOFFS

	G	GS	MIN	FG	FGA	PCT	FT	FTA	PCT	OFF	DEF	TOT	A	PF	D	ST	TO	BS	PTS	AVG
1982-83	5	0	32	2	4	.500	2	2	1.000	0	0	0	3	5	0	1	3	0	6	1.2

JOHNSON-ODOM, DARIUS Marquette #0 HT: 6-2 WT: 215

Birthdate: Sept. 28, 1989 Drafted: 2012, 2nd round (55th overall) by Dallas

	G	GS	MIN	FG	FGA	PCT	FT	FTA	PCT	OFF	DEF	TOT	A	PF	D	ST	TO	BS	PTS	AVG
2013-14	3	0	15	0	7	.000	0	2	.000	0	2	2	1	3	0	1	2	0	0	0.0

3-PT. FG: 2013-14, 0-3 (.000)

JONES, ALVIN Georgia Tech #42 HT: 6-11 WT: 265

Birthdate: Sept. 9, 1978 Drafted: 2001, 2nd round (57th overall) by 76ers

	G	GS	MIN	FG	FGA	PCT	FT	FTA	PCT	OFF	DEF	TOT	A	PF	D	ST	TO	BS	PTS	AVG
2001-02	23	2	126	8	20	.400	10	20	.500	13	23	36	3	35	0	3	11	9	26	1.1

JONES, BOBBY Washington #11 HT: 6-7 WT: 215

Birthdate: Jan. 9, 1984 Drafted: 2006, 2nd round (37th overall) by Minnesota

	G	GS	MIN	FG	FGA	PCT	FT	FTA	PCT	OFF	DEF	TOT	A	PF	D	ST	TO	BS	PTS	AVG
2006-07	44	5	336	43	93	.462	23	41	.561	22	35	57	16	59	0	11	18	1	110	2.5

3-PT. FG: 2006-07, 1-9 (.111

JONES, BOBBY North Carolina #24 HT: 6-9 WT: 210

Birthdate: Dec. 18, 1951 Drafted: 1974, 1st round (15th overall) by Houston

	G	GS	MIN	FG	FGA	PCT	FT	FTA	PCT	OFF	DEF	TOT	A	PF	D	ST	TO	BS	PTS	AVG
1978-79	80	78	2304	378	704	.537	209	277	.755	199	332	531	201	245	2	107	165	96	965	12.1
1979-80	81	3	2125	398	748	.532	257	329	.781	152	298	450	146	223	3	102	146	118	1053	13.0
1980-81	81	0	2046	407	755	.539	282	347	.813	142	293	435	226	226	2	95	149	74	1096	13.5
1981-82	76	73	2181	416	737	.564	263	333	.790	109	284	393	189	211	3	99	145	112	1095	14.4
1982-83	74	0	1749	250	460	.543	165	208	.793	102	242	344	142	199	4	85	109	91	665	9.0
1983-84	75	0	1761	226	432	.523	167	213	.784	92	231	323	187	199	1	107	101	103	619	8.3
1984-85	80	8	1633	207	385	.538	186	216	.861	105	192	297	155	183	2	84	118	50	600	7.5
1985-86	70	42	1519	189	338	.559	114	145	.786	49	120	169	126	159	0	48	90	50	492	7.0
TOTALS	**617**	**204**	**15318**	**2471**	**4559**	**.542**	**1643**	**2068**	**.794**	**950**	**1992**	**2942**	**1372**	**1645**	**17**	**727**	**1023**	**694**	**6585**	**10.7**

3-PT. FG: 1979-80, 0-3 (.000); 1980-81, 0-3 (.000); 1981-82, 0-3 (.000); 1982-83, 0-1 (.000); 1983-84, 0-1 (.000); 1984-85, 0-4 (.000); 1985-86, 0-1 (.000); TOTALS, 0-16 (.000)

PLAYOFFS

	G	GS	MIN	FG	FGA	PCT	FT	FTA	PCT	OFF	DEF	TOT	A	PF	D	ST	TO	BS	PTS	AVG
1978-79	9	—	260	48	87	.552	22	26	.846	12	31	43	19	30	0	5	15	4	118	13.1
1979-80	18	—	470	90	172	.523	53	62	.855	29	57	86	31	56	1	21	23	32	233	12.9
1980-81	16	—	443	81	160	.506	73	88	.830	35	53	88	33	60	1	18	32	21	235	14.7
1981-82	21	—	589	94	174	.540	68	81	.840	37	62	99	52	69	0	15	33	22	256	12.2
1982-83	12	—	324	43	78	.551	17	20	.850	19	39	58	34	29	0	15	18	18	103	8.6
1983-84	5	—	130	15	31	.484	18	19	.947	9	14	23	9	12	0	3	8	7	48	9.6
1984-85	13	—	309	46	78	.590	14	20	.700	22	26	48	16	38	0	12	19	15	106	8.2
1985-86	12	—	329	39	74	.527	38	50	.760	9	23	32	34	39	0	10	15	14	116	9.7
TOTALS	**106**	**—**	**2854**	**456**	**854**	**.534**	**303**	**366**	**.828**	**172**	**305**	**477**	**228**	**333**	**2**	**99**	**163**	**133**	**1215**	**11.5**

3-PT. FG: 1979-80 0-1 (.000); 1982-83, 0-1 (.000); 1985-86, 0-1 (.000); TOTALS, 0-3 (.000)

ALL-STAR GAME

	G	GS	MIN	FG	FGA	PCT	FT	FTA	PCT	OFF	DEF	TOT	A	PF	D	ST	TO	BS	PTS	AVG
1981	1	0	16	5	11	.455	1	1	1.000	1	3	4	0	2	0	1	—	1	11	
1982	1	0	14	2	5	.400	1	2	.500	1	3	4	1	2	0	1	—	0	5	
TOTALS	**2**	**0**	**30**	**7**	**16**	**.438**	**2**	**3**	**.667**	**2**	**6**	**8**	**1**	**4**	**0**	**2**	**—**	**1**	**16**	

JONES, CALDWELL Albany State #11 HT: 6-11 WT: 230

Birthdate: Aug. 4, 1950 Drafted: 1973, 2nd round (32nd overall) by 76ers

	G	GS	MIN	FG	FGA	PCT	FT	FTA	PCT	OFF	DEF	TOT	A	PF	D	ST	TO	BS	PTS	AVG
1976-77	82	57	2023	215	424	.507	64	116	.552	190	476	666	92	301	3	43	—	200	494	6.0
1977-78	80	69	1636	169	359	.471	96	153	.627	165	405	570	92	281	4	26	128	127	434	5.4
1978-79	78	75	2171	302	637	.474	121	162	.747	177	570	747	151	303	10	39	156	157	725	9.3
1979-80	80	80	2771	232	532	.436	124	178	.697	219	731	950	164	298	5	43	218	162	588	7.4
1980-81	81	81	2639	218	485	.449	148	193	.767	200	613	813	122	271	2	53	168	134	584	7.2
1981-82	81	47	2446	231	465	.497	179	219	.817	164	544	708	100	301	3	38	155	146	641	7.9
TOTALS	**482**	**409**	**13686**	**1367**	**2902**	**.471**	**732**	**1021**	**.717**	**1115**	**3339**	**4454**	**721**	**1755**	**27**	**242**	**825**	**926**	**3466**	**7.2**

3-PT. FG: 1979-80, 0-2 (.000); 1981-82, 0-3 (.000); TOTALS, 0-5 (.000)

PLAYOFFS

	G	GS	MIN	FG	FGA	PCT	FT	FTA	PCT	OFF	DEF	TOT	A	PF	D	ST	TO	BS	PTS	AVG
1976-77	19	—	513	37	73	.507	18	30	.600	38	112	150	20	81	4	9	—	40	92	4.8
1977-78	10	—	301	28	56	.500	8	10	.800	22	84	106	14	36	2	5	19	30	64	6.4
1978-79	9	—	320	43	89	.483	28	36	.778	37	84	121	21	36	0	4	21	22	114	12.7
1979-80	18	—	639	58	129	.450	42	52	.808	50	135	185	34	75	1	13	36	37	158	8.8
1980-81	16	—	580	54	95	.568	31	42	.738	37	118	155	27	53	0	7	33	31	139	8.7
1981-82	21	—	679	74	160	.463	35	41	.854	52	137	189	19	77	1	11	29	40	183	8.7

ALL-TIME ROSTER

TOTALS	**93**	**—**	**3032**	**294**	**602**	**.488**	**162**	**211**	**.768**	**236**	**670**	**906**	**135**	**358**	**8**	**49**	**138**	**200**	**750**	**8.1**

3-PT. FG: 1979-80, 0-3 (.000)

JONES, CHARLES — **Albany State** — **#23** — **HT: 6-11** — **WT: 215**

Birthdate: Apr. 3, 1957 — **Drafted: 1979, 8th round (165th overall) by Phoenix**

	G	GS	MIN	FG	FGA	PCT	FT	FTA	PCT	OFF	DEF	TOT	A	PF	D	ST	TO	BS	PTS	AVG
1983-84	1	0	3	0	1	.000	1	4	.250	0	0	0	0	1	0	0	0	0	1	1.0

JONES, JAKE — **Assumption** — **#36** — **HT: 6-3** — **WT: 180**

Birthdate: May 9, 1949 — **Drafted: 1971, 6th round (97th overall) by 76ers**

	G	GS	MIN	FG	FGA	PCT	FT	FTA	PCT	OFF	DEF	TOT	A	PF	D	ST	TO	BS	PTS	AVG
1971-72	6	0	41	6	18	.333	7	10	.700	—	—	6	2	3	0	—	—	—	19	3.2

JONES, JUMAINE — **Georgia** — **#33** — **HT: 6-8** — **WT: 218**

Birthdate: Feb. 10, 1979 — **Drafted: 1999, 1st round (11th overall) by Atlanta**

	G	GS	MIN	FG	FGA	PCT	FT	FTA	PCT	OFF	DEF	TOT	A	PF	D	ST	TO	BS	PTS	AVG
1999-00	33	0	138	22	58	.379	11	18	.611	16	22	38	5	10	0	6	14	5	57	1.7
2000-01	65	0	866	122	275	.444	40	53	.755	63	126	189	32	68	0	30	39	15	304	4.7
TOTALS	**98**	**0**	**1004**	**144**	**333**	**.432**	**51**	**71**	**.718**	**79**	**148**	**227**	**37**	**78**	**0**	**36**	**53**	**20**	**361**	**6.4**

3-PT. FG: 1999-00, 2-4 (.500) ; 2000-01, 20-60 (.333); TOTALS, 22-64 (.344)

PLAYOFFS

	G	GS	MIN	FG	FGA	PCT	FT	FTA	PCT	OFF	DEF	TOT	A	PF	D	ST	TO	BS	PTS	AVG
1999-00	4	0	8	1	3	.333	0	0	.000	0	0	0	0	0	0	0	0	0	2	0.5
2000-01	23	0	447	52	125	.416	15	21	.714	35	49	84	17	33	0	10	14	11	127	5.5
TOTALS	**27**	**0**	**455**	**53**	**128**	**.414**	**15**	**21**	**.714**	**35**	**49**	**84**	**17**	**33**	**0**	**10**	**14**	**11**	**129**	**4.8**

3-PT. FG: 1999-00, 0-2 (.000); 2000-01, 8-32 (.250): TOTALS, 8-34 (.235)

JONES, LARRY — **Toledo** — **#22** — **HT: 6-3** — **WT: 180**

Birthdate: Sept. 22, 1942 — **Drafted: 1964, 3rd round (20th overall) by 76ers**

	G	GS	MIN	FG	FGA	PCT	FT	FTA	PCT	OFF	DEF	TOT	A	PF	D	ST	TO	BS	PTS	AVG
1964-65	23	—	359	47	153	.307	37	52	.712	—	—	57	40	46	2	—	—	—	131	5.7
1973-74	72	60	1876	263	622	.423	197	235	.838	71	113	184	230	116	0	85	—	18	723	10.0
TOTALS	**95**	**60**	**2235**	**310**	**775**	**.400**	**234**	**287**	**.815**	**71**	**113**	**241**	**270**	**162**	**2**	**85**	**—**	**18**	**854**	**9.0**

PLAYOFFS

	G	GS	MIN	FG	FGA	PCT	FT	FTA	PCT	OFF	DEF	TOT	A	PF	D	ST	TO	BS	PTS	AVG
1964-65	5		25	5	12	.417	7	11	.636	—	—	4	2	5	0	—	—	—	17	3.4

JONES, SHELTON — **St. John's** — **#31** — **HT: 6-9** — **WT: 210**

Birthdate: Apr. 6, 1966 — **Drafted: 1988, 2nd round (27th overall) by San Antonio**

	G	GS	MIN	FG	FGA	PCT	FT	FTA	PCT	OFF	DEF	TOT	A	PF	D	ST	TO	BS	PTS	AVG
1988-89	42	34	577	81	179	.453	27	34	.794	12	25	37	73	43	0	9	35	2	137	4.2

JONES, WALI — **Villanova** — **#24** — **HT: 6-2** — **WT: 180**

Birthdate: Feb. 14, 1942 — **Drafted: 1964, 3rd round (18th overall) by Detroit**

	G	GS	MIN	FG	FGA	PCT	FT	FTA	PCT	OFF	DEF	TOT	A	PF	D	ST	TO	BS	PTS	AVG
1965-66	80	—	2196	296	799	.370	128	172	.744	—	—	169	273	250	6	—	—	—	720	9.0
1966-67	81	—	2249	423	982	.431	223	266	.838	—	—	265	303	246	6	—	—	—	1069	13.2
1967-68	77	—	2058	413	1040	.397	159	202	.787	—	—	219	245	225	5	—	—	—	985	12.8
1968-69	81	—	2340	432	1005	.430	207	256	.809	—	—	251	292	280	5	—	—	—	1071	13.2
1969-70	78	—	1740	366	851	.430	190	226	.841	—	—	173	276	210	2	—	—	—	922	11.8
1970-71	41	13	962	168	418	.402	79	101	.782	—	—	64	128	110	1	—	—	—	415	10.1
1975-76	16	1	157	19	38	.500	9	13	.692	0	9	9	31	25	0	4	—	0	47	2.9
TOTALS	**454**	**14**	**11702**	**2117**	**5113**	**.412**	**995**	**1236**	**.805**	**0**	**9**	**1150**	**1548**	**1346**	**25**	**4**	**—**	**0**	**5229**	**11.5**

PLAYOFFS

	G	GS	MIN	FG	FGA	PCT	FT	FTA	PCT	OFF	DEF	TOT	A	PF	D	ST	TO	BS	PTS	AVG
1965-66	5	—	156	25	77	.325	15	22	.682	—	—	15	18	18	0	—	—	—	65	13.0
1966-67	15	—	476	100	244	.447	45	58	.776	—	—	42	61	58	0	—	—	—	263	17.5
1967-68	13	—	387	69	193	.358	45	57	.789	—	—	31	39	48	2	—	—	—	183	14.1
1968-69	5	—	103	12	45	.267	8	10	.800	—	—	16	9	17	1	—	—	—	32	6.4
1969-70	5	—	160	34	65	.523	11	14	.786	—	—	11	24	16	0	—	—	—	79	15.8
1970-71	7	—	115	19	52	.365	10	13	.769	—	—	12	11	22	0	—	—	—	48	6.9
1975-76	1	—	2	0	0	---	0	0	---	—	—	1	2	0	0	—	—	—	0	0.0
TOTALS	**51**	**—**	**1399**	**259**	**676**	**.383**	**134**	**174**	**.770**	**—**	**—**	**128**	**164**	**179**	**3**	**—**	**—**	**—**	**670**	**13.1**

JORDAN, THOMAS — **Oklahoma State** — **#55** — **HT: 6-10** — **WT: 220**

Birthdate: May 23, 1968 — **Drafted: Undrafted (1993)**

	G	GS	MIN	FG	FGA	PCT	FT	FTA	PCT	OFF	DEF	TOT	A	PF	D	ST	TO	BS	PTS	AVG
1992-93	4	0	106	18	41	.439	8	17	.471	5	14	19	3	14	0	3	12	5	44	11.0

JORGENSEN, NOBLE — **Iowa; Westminster** — **HT: 6-9** — **WT: 230**

Birthdate: May 18, 1925 — **Drafted: N/A**

	G	GS	MIN	FG	FGA	PCT	FT	FTA	PCT	OFF	DEF	TOT	A	PF	D	ST	TO	BS	PTS	AVG
1950-51*	63	—	—	223	600	.372	182	265	.687	—	—	338	91	237	7	—	—	—	628	10.0
1951-52	66	—	1318	190	460	.413	149	187	.797	—	—	288	63	190	8	—	—	—	529	8.0
1952-53	70	—	1355	145	436	.333	146	199	.734	—	—	236	76	247	2	—	—	—	436	6.2
TOTALS	**199**	**—**	**2673**	**558**	**1496**	**.373**	**477**	**651**	**.733**	**—**	**—**	**862**	**230**	**674**	**17**	**—**	**—**	**—**	**1593**	**8.0**

PLAYOFFS

	G	GS	MIN	FG	FGA	PCT	FT	FTA	PCT	OFF	DEF	TOT	A	PF	D	ST	TO	BS	PTS	AVG
1950-51	7	—	—	18	43	.419	14	22	.636	—	—	21	7	19	0	—	—	—	50	7.1
1951-52	7	—	150	19	52	.365	23	31	.742	—	—	27	5	30	2	—	—	—	61	8.7
1952-53	2	—	44	5	9	.556	4	6	.667	—	—	10	3	11	1	—	—	—	14	7.0
TOTALS	**16**	**—**	**194**	**42**	**104**	**.404**	**41**	**59**	**.695**	**—**	**—**	**58**	**15**	**60**	**3**	**—**	**—**	**—**	**125**	**7.8**

KAPONO, JASON — **UCLA** — **#72** — **HT: 6-8** — **WT: 215**

Birthdate: Feb. 4, 1981 — **Drafted: 2003, 2nd round (31st overall) by Charlotte**

	G	GS	MIN	FG	FGA	PCT	FT	FTA	PCT	OFF	DEF	TOT	A	PF	D	ST	TO	BS	PTS	AVG
2009-10	57	12	976	126	301	.419	9	15	.600	14	52	66	39	80	0	21	34	6	324	5.7
2010-11	24	2	112	7	28	.250	1	2	.500	3	8	11	4	4	0	2	2	1	16	0.7
TOTALS	**81**	**14**	**1088**	**133**	**329**	**.404**	**10**	**17**	**.588**	**17**	**60**	**77**	**43**	**84**	**0**	**23**	**36**	**7**	**340**	**4.2**

3-PT FG: 2009-10, 63-171 (.368); 2010-11, 1-8 (.125); TOTALS, 64-179 (.358)

PLAYOFFS

	G	GS	MIN	FG	FGA	PCT	FT	FTA	PCT	OFF	DEF	TOT	A	PF	D	ST	TO	BS	PTS	AVG
2010-11	INACTIVE - COACH'S DECISION																			

KEARNS, TOM — **North Carolina** — **#3** — **HT: 5-11** — **WT: 180**

Birthdate: Oct. 6, 1936 — **Drafted: 1958, 4th round (29th overall) by Syracuse**

	G	GS	MIN	FG	FGA	PCT	FT	FTA	PCT	OFF	DEF	TOT	A	PF	D	ST	TO	BS	PTS	AVG
1958-59	1	—	7	1	1	1.000	0	0	---	—	—	0	0	1	0	—	—	—	2	2.0

KENVILLE, BILLY — **St. Bonaventure** — **#15** — **HT: 6-2** — **WT: 190**

Birthdate: Dec. 1, 1930 — **Drafted: 1953, by Syracuse**

	G	GS	MIN	FG	FGA	PCT	FT	FTA	PCT	OFF	DEF	TOT	A	PF	D	ST	TO	BS	PTS	AVG
1953-54	72	—	1405	149	388	.384	136	182	.747	—	—	247	122	138	0	—	—	—	434	6.0
1954-55	70	—	1380	172	482	.357	154	201	.766	—	—	247	150	132	1	—	—	—	498	7.1
1955-56	72	—	1278	170	448	.379	195	257	.759	—	—	215	159	132	0	—	—	—	535	7.4
TOTALS	**214**	**—**	**4063**	**491**	**1318**	**.373**	**485**	**640**	**.758**	**—**	**—**	**709**	**431**	**402**	**1**	**—**	**—**	**—**	**1467**	**6.9**

PLAYOFFS

	G	GS	MIN	FG	FGA	PCT	FT	FTA	PCT	OFF	DEF	TOT	A	PF	D	ST	TO	BS	PTS	AVG
1953-54	13	—	374	36	74	.486	44	62	.710	—	—	48	25	46	1	—	—	—	116	8.9
1954-55	11	—	130	17	48	.354	36	49	.735	—	—	31	11	23	1	—	—	—	70	6.4
1955-56	8	—	128	16	45	.356	16	23	.696	—	—	17	14	21	0	—	—	—	48	6.0
TOTALS	**32**	**—**	**632**	**69**	**167**	**.413**	**96**	**134**	**.716**	**—**	**—**	**96**	**50**	**90**	**2**	**—**	**—**	**—**	**234**	**7.3**

KERR, JOHN (RED) — **Illinois** — **#10** — **HT: 6-9** — **WT: 230**

Birthdate: July 17, 1932 — **Drafted: 1954, by Syracuse**

	G	GS	MIN	FG	FGA	PCT	FT	FTA	PCT	OFF	DEF	TOT	A	PF	D	ST	TO	BS	PTS	AVG
1954-55	72	—	1529	301	718	.419	152	223	.682	—	—	474	80	165	2	—	—	—	754	10.5
1955-56	72	—	2114	377	935	.403	207	316	.655	—	—	607	84	168	3	—	—	—	961	13.3
1956-57	72	—	2191	333	827	.403	225	313	.719	—	—	807	90	190	3	—	—	—	891	12.4
1957-58	72	—	2384	407	1020	.399	280	422	.664	—	—	963	88	197	4	—	—	—	1094	15.2
1958-59	72	—	2671	502	1139	.441	281	367	.766	—	—	1008	142	183	1	—	—	—	1285	17.8
1959-60	75	—	2372	436	1111	.392	233	310	.752	—	—	913	167	207	4	—	—	—	1105	14.7
1960-61	79	—	2676	419	1056	.397	218	299	.729	—	—	951	199	230	4	—	—	—	1056	13.4
1961-62	80	—	2768	541	1220	.443	222	302	.735	—	—	1176	243	272	7	—	—	—	1304	16.3
1962-63	80	—	2561	507	1069	.474	241	320	.753	—	—	1039	214	208	3	—	—	—	1255	15.7
1963-64	80	—	2938	536	1250	.429	268	357	.751	—	—	1017	275	187	2	—	—	—	1340	16.8
1964-65	80	—	1810	264	714	.370	126	181	.696	—	—	551	197	132	1	—	—	—	654	8.2
TOTALS	**834**	**—**	**26014**	**4623**	**11059**	**.418**	**2453**	**3410**	**.719**	**—**	**—**	**9506**	**1779**	**2139**	**34**	**—**	**—**	**—**	**11699**	**14.0**

PLAYOFFS

	G	GS	MIN	FG	FGA	PCT	FT	FTA	PCT	OFF	DEF	TOT	A	PF	D	ST	TO	BS	PTS	AVG
1954-55	11	—	363	59	151	.391	34	61	.557	—	—	118	13	27	0	—	—	—	152	13.8
1955-56	8	—	213	37	77	.481	15	33	.455	—	—	68	19	23	0	—	—	—	89	11.1
1956-57	5	—	162	28	65	.431	20	29	.690	—	—	69	6	7	0	—	—	—	76	15.2
1957-58	3	—	116	18	55	.327	14	18	.778	—	—	61	3	5	0	—	—	—	50	16.7
1958-59	9	—	312	50	142	.352	30	33	.909	—	—	108	24	20	0	—	—	—	130	14.4
1959-60	3	—	104	15	51	.294	11	12	.917	—	—	25	9	9	0	—	—	—	41	13.7
1960-61	8	—	210	30	88	.341	16	23	.696	—	—	99	20	18	0	—	—	—	76	9.5
1961-62	5	—	193	41	109	.376	6	8	.750	—	—	80	10	15	0	—	—	—	88	17.6
1962-63	5	—	187	26	60	.433	16	21	.762	—	—	75	9	12	0	—	—	—	68	13.6
1963-64	5	—	185	40	83	.482	15	20	.750	—	—	69	16	12	0	—	—	—	95	19.0
1964-65	11	—	181	24	67	.358	15	21	.714	—	—	38	28	20	0	—	—	—	63	5.7
TOTALS	**73**	**—**	**2226**	**368**	**948**	**.388**	**192**	**279**	**.688**	**—**	**—**	**810**	**157**	**168**	**0**	**—**	**—**	**—**	**928**	12.7

ALL-TIME ROSTER

ALL-STAR GAME

	G	GS	MIN	FG	FGA	PCT	FT	FTA	PCT	OFF	DEF	TOT	A	PF	D	ST	TO	BS	PTS	AVG
1956	1	0	16	2	4	.500	0	1	.000	—	—	8	0	—	—	—	—	—	4	—
1959	1	0	21	3	14	.214	1	2	.500	—	—	9	2	—	—	—	—	—	7	—
1963	1	0	11	0	4	.000	2	2	1.000	—	—	2	1	—	—	—	—	—	2	—
TOTALS	**3**	**0**	**48**	**5**	**22**	**.227**	**3**	**5**	**.600**	**—**	**—**	**19**	**3**	**—**	**—**	**—**	**—**	**—**	**13**	**4.3**

KIDD, WARREN — **Middle Tennessee State** — **#43** — **HT: 6-9** — **WT: 235**

Birthdate: Sept. 9, 1970 — **Drafted: Undrafted**

	G	GS	MIN	FG	FGA	PCT	FT	FTA	PCT	OFF	DEF	TOT	A	PF	D	ST	TO	BS	PTS	AVG
1993-94	68	14	884	100	169	.592	47	86	.547	76	157	233	19	129	0	19	44	23	247	3.6

KIMBALL, TOBY — **Connecticut** — **#7** — **HT: 6-8** — **WT: 220**

Birthdate: Sept. 23, 1942 — **Drafted: 1965, 3rd round (22nd overall) by Boston**

	G	GS	MIN	FG	FGA	PCT	FT	FTA	PCT	OFF	DEF	TOT	A	PF	D	ST	TO	BS	PTS	AVG
1973-74	75	1	1592	216	456	.474	127	185	.686	185	367	552	73	199	1	49	—	23	559	7.5

KING, ALBERT — **Maryland** — **#17** — **HT: 6-6** — **WT: 215**

Birthdate: Dec. 17, 1959 — **Drafted: 1981, 1st round (10th overall) by Golden St.**

	G	GS	MIN	FG	FGA	PCT	FT	FTA	PCT	OFF	DEF	TOT	A	PF	D	ST	TO	BS	PTS	AVG
1987-88	72	44	1593	211	540	.391	78	103	.757	71	145	216	109	219	4	39	93	18	517	7.2

3-PT. FG: 1987-88, 17-49 (.343

KING, FRANKIE — **Western Carolina** — **#20** — **HT: 6-1** — **WT: 185**

Birthdate: June 6, 1972 — **Drafted: 1995, 2nd round (37th overall) by LA Lakers**

	G	GS	MIN	FG	FGA	PCT	FT	FTA	PCT	OFF	DEF	TOT	A	PF	D	ST	TO	BS	PTS	AVG
1996-97	7	0	59	7	17	.412	5	5	1.000	4	10	14	5	7	0	4	3	0	20	2.9

3-PT. FG: 1996-97, 1-2 (.500)

KING, GEORGE JR. — **Charleston (W.Va.)** — **#14** — **HT: 6-0** — **WT: 185**

Birthdate: Aug. 16, 1928 — **Drafted: 1950, by Chicago**

	G	GS	MIN	FG	FGA	PCT	FT	FTA	PCT	OFF	DEF	TOT	A	PF	D	ST	TO	BS	PTS	AVG
1951-52	66	—	1899	235	579	.406	188	264	.712	—	—	274	244	199	6	—	—	—	658	10.0
1952-53	71	—	2519	255	635	.402	284	442	.643	—	—	281	364	244	2	—	—	—	794	11.2
1953-54	72	—	2370	280	744	.376	257	410	.627	—	—	268	272	179	2	—	—	—	817	11.3
1954-55	67	—	2015	228	605	.377	140	229	.611	—	—	227	331	148	0	—	—	—	596	8.9
1955-56	72	—	2343	284	763	.372	176	275	.640	—	—	250	410	150	2	—	—	—	744	10.3
TOTALS	**348**	**—**	**11146**	**1282**	**3326**	**.385**	**1045**	**1620**	**.645**	**—**	**—**	**1300**	**1621**	**920**	**12**	**—**	**—**	**—**	**3609**	**10.4**

PLAYOFFS

	G	GS	MIN	FG	FGA	PCT	FT	FTA	PCT	OFF	DEF	TOT	A	PF	D	ST	TO	BS	PTS	AVG
1951-52	6	—	207	19	54	.352	19	28	.679	—	—	29	21	17	0	—	—	—	57	9.5
1952-53	2	—	67	6	13	.462	10	12	.833	—	—	5	9	12	2	—	—	—	22	11.0
1953-54	10	—	286	25	62	.403	38	63	.603	—	—	22	21	30	1	—	—	—	88	8.8
1954-55	11	—	371	46	117	.393	35	55	.636	—	—	41	62	33	0	—	—	—	127	11.5
1955-56	8	—	317	39	108	.361	38	48	.792	—	—	47	60	16	0	—	—	—	116	14.5
TOTALS	**37**	**—**	**1248**	**135**	**354**	**.381**	**140**	**206**	**.680**	**—**	**—**	**144**	**173**	**108**	**3**	**—**	**—**	**—**	**410**	**11.1**

KNOSTMAN, DICK — **Kansas State** — **HT: 6-6** — **WT: 215**

Birthdate: Aug. 9, 1931 — **Drafted: N/A**

	G	GS	MIN	FG	FGA	PCT	FT	FTA	PCT	OFF	DEF	TOT	A	PF	D	ST	TO	BS	PTS	AVG
1953-54	5	—	47	3	10	.300	7	11	.636	—	—	17	6	9	0	—	—	—	13	2.6

KORKMAZ, FURKAN — **Turkey** — **#30** — **HT: 6-7** — **WT: 185**

Birthdate: July 24, 1997 — **Drafted: 2016, 1st round (26th overall) by Philadelphia**

	G	GS	MIN	FG	FGA	PCT	FT	FTA	PCT	OFF	DEF	TOT	A	PF	D	ST	TO	BS	PTS	AVG
2017-18	14	0	80	8	28	.286	2	4	.500	2	9	11	4	12	0	2	2	1	23	1.6

3-PT FG: 2017-18, 5-17 (.294)

PLAYOFFS

	G	GS	MIN	FG	FGA	PCT	FT	FTA	PCT	OFF	DEF	TOT	A	PF	D	ST	TO	BS	PTS	AVG
2017-18	1	0	2	1	1	1.000	0	0	.000	0	0	0	0	1	0	0	0	0	3	3.0

3-PT FG:2017-18, 1-1 (1.000)

KORVER, KYLE — **Creighton** — **#26** — **HT: 6-7** — **WT: 210**

Birthdate: March 17, 1981 — **Drafted: 2003, 2nd round (51st overall) by New Jersey**

	G	GS	MIN	FG	FGA	PCT	FT	FTA	PCT	OFF	DEF	TOT	A	PF	D	ST	TO	BS	PTS	AVG
2003-04	74	0	882	115	327	.352	19	24	.792	30	81	111	40	102	2	25	41	8	330	4.5
2004-05	82	57	2667	317	759	.418	82	96	.854	40	339	379	182	265	2	103	106	33	942	11.5
2005-06	82	43	2563	327	761	.430	101	119	.849	27	243	270	163	224	1	65	98	26	939	11.5
2006-07	74	1	2288	372	845	.440	191	209	.914	30	229	259	105	188	1	57	117	20	1067	14.4
2007-08	25	0	657	90	227	.396	31	34	.912	12	61	73	33	67	1	20	28	6	249	10.0

TOTALS	**337**	**101**	**9057**	**1221**	**2919**	**.418**	**424**	**482**	**.880**	**139**	**953**	**1092**	**523**	**846**	**7**	**270**	**390**	**93**	**3527**	**10.5**

3-PT FG: 2003-04, 81-207 (.391); 2004-05, 226-558 (.405); 2005-06, 184-438 (.422); 2006-07, 132-307 (.430) ; 2007-08, 38-108 (.352); TOTALS, 661-1618 (.409)

PLAYOFFS

	G	GS	MIN	FG	FGA	PCT	FT	FTA	PCT	OFF	DEF	TOT	A	PF	D	ST	TO	BS	PTS	AVG
2004-05	5	5	147	8	28	.286	2	2	1.000	3	10	13	8	18	0	4	8	1	25	5.0

3-PT FG: 2004-05, 7-24 (.292)

KUCZENSKI, BRUCE — **Connecticut** — **#23** — **HT: 6-10** — **WT: 230**

Birthdate: Feb. 3, 1961 — **Drafted: 1983, 3rd round (59th overall) by New Jersey**

	G	GS	MIN	FG	FGA	PCT	FT	FTA	PCT	OFF	DEF	TOT	A	PF	D	ST	TO	BS	PTS	AVG
1983-84	3	2	40	1	8	.125	1	2	.500	1	5	6	2	7	0	1	5	1	3	1.0

KUKOC, TONI — **Croatia** — **#7** — **HT: 6-11** — **WT: 235**

Birthdate: Sept. 18, 1968 — **Drafted: 1990, 2nd round (29th overall) by Chicago**

	G	GS	MIN	FG	FGA	PCT	FT	FTA	PCT	OFF	DEF	TOT	A	PF	D	ST	TO	BS	PTS	AVG
1999-00	32	8	916	149	340	.438	74	110	.673	38	105	143	141	61	0	33	71	9	398	12.4
2000-01	48	5	979	151	330	.458	52	88	.591	47	115	162	93	62	0	35	60	6	386	8.0
TOTALS	**80**	**13**	**1895**	**300**	**670**	**.448**	**126**	**198**	**.636**	**85**	**220**	**305**	**234**	**123**	**0**	**68**	**131**	**15**	**784**	**9.8**

3-PT. FG: 1999-00, 26-90 (.289); 2000-01, 32-78 (.410)

PLAYOFFS

	G	GS	MIN	FG	FGA	PCT	FT	FTA	PCT	OFF	DEF	TOT	A	PF	D	ST	TO	BS	PTS	AVG
1999-00	10	0	257	36	93	.387	10	17	.588	7	30	37	17	26	0	10	15	3	93	9.3

3-PT. FG: 1999-00, 11-34 (.324)

LAMPLEY, JIM — **Arkansas Little Rock** — **#11** — **HT: 6-11** — **WT: 230**

Birthdate: July 2, 1960 — **Drafted: 1983, 5th round (102nd overall pick) by Dallas**

	G	GS	MIN	FG	FGA	PCT	FT	FTA	PCT	OFF	DEF	TOT	A	PF	D	ST	TO	BS	PTS	AVG
1986-87	1	0	16	1	3	.333	1	2	.500	1	4	5	0	0	0	1	1	0	3	3.0

LANDRY, CARL — **Purdue** — **#7** — **HT: 6-9** — **WT: 248**

Birthdate: September 19, 1983 — **Drafted: 2007, 2nd round (31st overall) by Seattle**

	G	GS	MIN	FG	FGA	PCT	FT	FTA	PCT	OFF	DEF	TOT	A	PF	D	ST	TO	BS	PTS	AVG
2015-16	36	12	569	139	250	.556	67	91	.736	49	97	146	32	69	0	12	22	9	351	9.8

3-PT. FG: 2015-16, 6-13 (.462)

LANG, ANDREW — **Arkansas** — **#28** — **HT: 6-11** — **WT: 250**

Birthdate: June 28, 1966 — **Drafted: 1988, 2nd round (28th overall) by Phoenix**

	G	GS	MIN	FG	FGA	PCT	FT	FTA	PCT	OFF	DEF	TOT	A	PF	D	ST	TO	BS	PTS	AVG
1992-93	73	59	1861	149	351	.425	87	114	.763	136	300	436	79	261	4	46	89	141	386	5.3

3-PT. FG: 1992-93, 1-5 (.200)

LANG, ANTONIO — **Duke** — **#41** — **HT: 6-8** — **WT: 230**

Birthdate: May 15, 1972 — **Drafted: 1994, 2nd round (29th overall) by Phoenix**

	G	GS	MIN	FG	FGA	PCT	FT	FTA	PCT	OFF	DEF	TOT	A	PF	D	ST	TO	BS	PTS	AVG
1999-00	3	0	6	1	1	1.000	1	1	1.000	0	0	0	1	1	0	0	0	0	3	1.0

LAVOY, BOB — **Western Kentucky** — **HT: 6-7** — **HT: 185**

Birthdate: June 29, 1926 — **Drafted: N/A**

	G	GS	MIN	FG	FGA	PCT	FT	FTA	PCT	OFF	DEF	TOT	A	PF	D	ST	TO	BS	PTS	AVG
1953-54*	68	—	1277	135	356	.379	94	129	.729	—	—	317	78	215	2	—	—	—	364	5.4

PLAYOFFS

	G	GS	MIN	FG	FGA	PCT	FT	FTA	PCT	OFF	DEF	TOT	A	PF	D	ST	TO	BS	PTS	AVG
1953-54	13	—	358	37	95	.389	44	55	.800	—	—	85	20	50	0	—	—	—	118	9.1

LEAKS, MANNY — **Niagara** — **#26** — **HT: 6-8** — **WT: 230**

Birthdate: Nov. 27, 1945 — **Drafted: 1968, 2nd round (20th overall) by Detroit**

	G	GS	MIN	FG	FGA	PCT	FT	FTA	PCT	OFF	DEF	TOT	A	PF	D	ST	TO	BS	PTS	AVG
1972-73	82	63	2530	377	933	.404	144	200	.720	—	—	677	95	191	5	—	—	—	898	11.0

LECKNER, ERIC — **Wyoming** — **#45** — **HT: 6-11** — **WT: 265**

Birthdate: May 27, 1966 — **Drafted: 1988, 1st round (17th overall) by Utah**

	G	GS	MIN	FG	FGA	PCT	FT	FTA	PCT	OFF	DEF	TOT	A	PF	D	ST	TO	BS	PTS	AVG
1993-94	71	36	1163	139	286	.486	84	130	.646	75	207	282	86	190	2	18	86	34	362	5.1

3-PT. FG: 1993-94, 0-2 (.000

LEE, CLYDE — **Vanderbilt** — **#34** — **HT: 6-10** — **WT: 215**

Birthdate: Mar. 14, 1944 — **Drafted: 1966, 1st round (3rd overall) by San Francisco**

	G	GS	MIN	FG	FGA	PCT	FT	FTA	PCT	OFF	DEF	TOT	A	PF	D	ST	TO	BS	PTS	AVG

ALL-TIME ROSTER

1974-75	71	35	2279	164	391	.419	87	138	.630	264	423	687	97	260	9	29	—	16	415	5.8
1975-76	79	0	1421	123	282	.436	63	95	.663	164	289	453	59	188	0	23	—	27	309	3.9
TOTALS	**150**	**35**	**3700**	**287**	**673**	**.426**	**150**	**233**	**.644**	**428**	**712**	**1140**	**156**	**448**	**9**	**52**	**—**	**43**	**724**	**4.8**

PLAYOFFS

	G	GS	MIN	FG	FGA	PCT	FT	FTA	PCT	OFF	DEF	TOT	A	PF	D	ST	TO	BS	PTS	AVG
1975-76	3	—	53	4	6	.667	6	7	.857	4	12	16	6	11	0	6	—	9	17	5.7

LEE, MALCOLM — **UCLA** — **#11** — **HT: 6-3** — **WT: 200**

Birthdate: May 22, 1990 — **Drafted: 2011, 2nd round (43rd overall) by Chicago**

	G	GS	MIN	FG	FGA	PCT	FT	FTA	PCT	OFF	DEF	TOT	A	PF	D	ST	TO	BS	PTS	AVG
2014-15	1	0	2	0	1	.000	0	0	---	0	0	0	0	0	0	0	0	0	0	0.0

LEVANE, FUZZY — **St. John's (N.Y.)** — **HT: 6-2** — **WT: 190**

Birthdate: April 11, 1920 — **Drafted: N/A**

	G	GS	MIN	FG	FGA	PCT	FT	FTA	PCT	OFF	DEF	TOT	A	PF	D	ST	TO	BS	PTS	AVG
1949-50	60	—	—	139	418	.333	54	85	.635	—	—	—	156	106	—	—	—	—	332	5.5

PLAYOFFS

	G	GS	MIN	FG	FGA	PCT	FT	FTA	PCT	OFF	DEF	TOT	A	PF	D	ST	TO	BS	PTS	AVG
1949-50	9	—	—	13	37	.351	5	5	1.000	—	—	—	13	11	—	—	—	—	31	3.4

LLOYD, EARL — **West Virginia State** — **#11** — **HT: 6-6** — **WT: 220**

Birthdate: April 3, 1928 — **Drafted: N/A**

	G	GS	MIN	FG	FGA	PCT	FT	FTA	PCT	OFF	DEF	TOT	A	PF	D	ST	TO	BS	PTS	AVG
1952-53	64	—	1806	156	453	.344	160	231	.693	—	—	444	64	241	6	—	—	—	472	7.4
1953-54	72	—	2206	249	666	.374	156	209	.746	—	—	529	115	303	12	—	—	—	654	9.1
1954-55	72	—	2212	286	784	.365	159	212	.750	—	—	553	151	283	4	—	—	—	731	10.2
1955-56	72	—	1837	213	636	.335	186	241	.772	—	—	492	116	267	6	—	—	—	612	8.5
1956-57	72	—	1965	256	687	.373	134	179	.749	—	—	435	114	282	10	—	—	—	646	9.0
1957-58	61	—	1045	119	359	.331	79	106	.745	—	—	287	60	179	3	—	—	—	317	5.2
TOTALS	**413**	**—**	**11071**	**1279**	**3585**	**.357**	**874**	**1178**	**.742**	**—**	**—**	**2740**	**620**	**1555**	**41**	**—**	**—**	**—**	**3432**	**8.3**

PLAYOFFS

	G	GS	MIN	FG	FGA	PCT	FT	FTA	PCT	OFF	DEF	TOT	A	PF	D	ST	TO	BS	PTS	AVG
1952-53	2	—	73	4	17	.235	7	10	.700	—	—	9	5	10	0	—	—	—	15	7.5
1953-54	10	—	260	25	73	.342	17	26	.654	—	—	57	20	34	0	—	—	—	67	6.7
1954-55	11	—	355	44	122	.361	39	52	.750	—	—	89	35	41	0	—	—	—	127	11.5
1955-56	8	—	172	26	81	.321	13	14	.929	—	—	43	7	37	1	—	—	—	65	8.1
1956-57	5	—	83	12	30	.400	7	11	.636	—	—	21	5	18	0	—	—	—	31	6.2
1957-58	3	—	32	5	14	.357	0	0	---	—	—	8	0	8	0	—	—	—	10	3.3
TOTALS	**39**	**—**	**975**	**116**	**337**	**.344**	**83**	**113**	**.735**	**—**	**—**	**227**	**72**	**148**	**1**	**—**	**—**	**—**	**315**	**8.1**

LLOYD, LEWIS — **Drake** — **#30** — **HT: 6-6** — **WT: 205**

Birthdate: Feb. 22, 1959 — **Drafted: 1981, 4th round (76th overall) by Golden State**

	G	GS	MIN	FG	FGA	PCT	FT	FTA	PCT	OFF	DEF	TOT	A	PF	D	ST	TO	BS	PTS	AVG
1989-90	2	0	10	1	2	.500	0	0	---	0	0	0	0	3	0	0	4	0	2	1.0

LOCHMUELLER, BOB — **Louisville** — **HT: 6-6** — **WT: 185**

Birthdate: June 5, 1927 — **Drafted: N/A**

	G	GS	MIN	FG	FGA	PCT	FT	FTA	PCT	OFF	DEF	TOT	A	PF	D	ST	TO	BS	PTS	AVG
1952-53	62	—	802	79	245	.322	74	122	.607	—	—	162	47	143	1	—	—	—	232	3.7

PLAYOFFS

	G	GS	MIN	FG	FGA	PCT	FT	FTA	PCT	OFF	DEF	TOT	A	PF	D	ST	TO	BS	PTS	AVG
1952-53	2	—	21	2	10	.200	1	4	.250	—	—	5	2	12	2	—	—	—	5	2.5

LOFGRAN, ED — **Grant Tech; San Francisco** — **HT: 6-5** — **WT: 200**

Birthdate: Nov. 18, 1928 — **Drafted: N/A**

	G	GS	MIN	FG	FGA	PCT	FT	FTA	PCT	OFF	DEF	TOT	A	PF	D	ST	TO	BS	PTS	AVG
1950-51*	61	—	—	79	270	.293	79	127	.622	—	—	157	36	132	4	—	—	—	237	3.9

LONG, ART — **Cincinnati** — **#35** — **HT: 6-9** — **WT: 250**

Birthdate: Oct. 1, 1972 — **Drafted: Undrafted**

	G	GS	MIN	FG	FGA	PCT	FT	FTA	PCT	OFF	DEF	TOT	A	PF	D	ST	TO	BS	PTS	AVG
2002-03	19	0	131	19	50	.380	1	5	.200	13	27	40	2	22	0	2	9	8	40	2.1

3 PT. FG: 2002-03, 1-1 (1.000)

LONG, SHAWN — **Louisinia at Lafayette** — **#36** — **HT: 6-9** — **WT: 255**

Birthdate: Jan. 29, 1993 — **Drafted: Undrafted**

	G	GS	MIN	FG	FGA	PCT	FT	FTA	PCT	OFF	DEF	TOT	A	PF	D	ST	TO	BS	PTS	AVG
2016-17	18	0	234	61	109	.560	19	35	.543	41	44	85	13	49	0	9	13	9	148	8.2

3 PT. FG: 2016-17, 7-19 (.368)

LOUGHERY, KEVIN

St. John's '62 | #22 | HT: 6-3 | WT: 190

Birthdate: Mar. 28, 1940 | Drafted: 1962, 2nd round (11th overall) by Detroit

	G	GS	MIN	FG	FGA	PCT	FT	FTA	PCT	OFF	DEF	TOT	A	PF	D	ST	TO	BS	PTS	AVG
1971-72	74	29	1829	337	792	.426	258	312	.827	—	—	178	188	208	3	—	—	—	932	12.6
1972-73	32	21	955	169	427	.396	107	130	.823	—	—	113	148	104	0	—	—	—	445	13.9
TOTALS	**106**	**50**	**2784**	**506**	**1219**	**.415**	**365**	**442**	**.826**	**—**	**—**	**291**	**336**	**312**	**3**	**—**	**—**	**—**	**1377**	**13.0**

LUWAWU-CABARROT, TIMOTHE

France | #20, #7 | HT: 6-6 | WT: 205

Birthdate: May 9, 1995 | Drafted: 2016, 1st round (24th overall) by Philadelphia

	G	GS	MIN	FG	FGA	PCT	FT	FTA	PCT	OFF	DEF	TOT	A	PF	D	ST	TO	BS	PTS	AVG
2016-17	69	19	1190	145	361	.402	105	123	.854	25	124	149	75	154	1	32	73	10	445	6.4
2017-18	52	7	807	100	267	.375	46	58	.793	14	58	72	54	97	0	12	38	5	299	5.8
TOTALS	**121**	**26**	**1997**	**245**	**628**	**.39**	**151**	**181**	**.834**	**39**	**182**	**221**	**129**	**251**	**1**	**44**	**111**	**15**	**744**	**6.1**

3 PT. FG: 2016-17, 50-161 (.311), 2017-18, 53-158 (.335); TOTALS, 103-319 (.323)

LYNCH, GEORGE

North Carolina | #9 | HT: 6-8 | WT: 230

Birthdate: Sept. 3, 1970 | Drafted: 1993, 1st round (12th overall) by LA Lakers

	G	GS	MIN	FG	FGA	PCT	FT	FTA	PCT	OFF	DEF	TOT	A	PF	D	ST	TO	BS	PTS	AVG
1998-99	43	43	1315	147	349	.421	53	84	.631	110	169	279	76	142	2	85	79	22	356	8.3
1999-00	75	75	2416	297	644	.461	113	183	.617	216	366	582	136	231	2	119	120	38	722	9.6
2000-01	82	80	2649	274	616	.445	123	171	.719	200	390	590	139	222	2	99	109	30	686	8.4
TOTALS	**200**	**198**	**6380**	**718**	**1609**	**.446**	**289**	**438**	**.660**	**526**	**925**	**1451**	**351**	**595**	**6**	**303**	**308**	**90**	**1764**	**8.8**

3-PT. FG: 1998-99, 9-23 (.391); 1999-00, 15-36 (.417); 2000-01, 15-57 (.263); TOTALS, 39-116 (.336)

PLAYOFFS

	G	GS	MIN	FG	FGA	PCT	FT	FTA	PCT	OFF	DEF	TOT	A	PF	D	ST	TO	BS	PTS	AVG
1998-99	8	6	249	29	65	.446	12	17	.706	28	25	53	16	30	1	18	13	2	72	9.0
1999-00	10	10	293	22	65	.338	14	18	.778	26	45	71	14	33	1	9	8	5	59	5.9
2000-01	10	8	222	24	0	.480	9	14	.643	20	31	51	12	30	0	13	13	2	57	5.7
TOTALS	**40**	**24**	**915**	**92**	**216**	**.426**	**48**	**59**	**.814**	**87**	**121**	**208**	**50**	**119**	**2**	**48**	**45**	**9**	**236**	**5.9**

3-PT. FG: 1998-99, 2-6 (.333); 1999-00, 1-7 (.143); 2000-01, 0-1 (.000); TOTALS, 3-14 (.214)

MacCULLOCH, TODD

Washington | #50 | HT: 7-0 | WT: 280

Birthdate: Jan. 27, 1976 | Drafted:1999, 2nd round (47th overall) by 76ers

	G	GS	MIN	FG	FGA	PCT	FT	FTA	PCT	OFF	DEF	TOT	A	PF	D	ST	TO	BS	PTS	AVG
1999-00	56	6	528	89	161	.553	28	54	.519	48	98	146	13	94	0	11	26	37	206	3.7
2000-01	63	3	597	109	185	.589	42	66	.636	69	99	168	10	96	0	7	27	19	260	4.1
2002-03	42	35	812	123	238	.517	53	79	.671	66	130	196	20	107	0	19	32	35	299	7.1
2003-04	INJURED LIST - FOOT NEUROPATHY																			
TOTALS	**161**	**44**	**1937**	**321**	**584**	**.550**	**123**	**199**	**.618**	**183**	**327**	**510**	**43**	**297**	**0**	**37**	**85**	**91**	**765**	**4.8**

3-PT. FG: 1999-00, 2-4 (.500); 2000-01, 0-0 (.---); 2002-03, 0-0 (.---); TOTALS, 2-4 (.500)

PLAYOFFS

	G	GS	MIN	FG	FGA	PCT	FT	FTA	PCT	OFF	DEF	TOT	A	PF	D	ST	TO	BS	PTS	AVG
1999-00	5	0	24	2	3	.667	4	6	.667	3	6	9	0	2	0	0	0	0	8	1.6
2000-01	18	0	109	24	38	.632	8	10	.800	17	12	29	4	14	0	0	4	3	56	3.1
TOTALS	**23**	**0**	**133**	**26**	**41**	**.634**	**12**	**16**	**.750**	**20**	**18**	**38**	**4**	**16**	**0**	**0**	**4**	**3**	**64**	**2.8**

3-PT. FG: 1999-00, 0-2 (.000); 2000-01, 0-0 (.---); TOTALS, 0-2 (.000)

MACK, SHELVIN

Butler | #14 | HT: 6-3 | WT: 215

Birthdate: Apr. 22 1989 | Drafted: 2011, 2nd round (34th overall) by Washington

	G	GS	MIN	FG	FGA	PCT	FT	FTA	PCT	OFF	DEF	TOT	A	PF	D	ST	TO	BS	PTS	AVG
2012-13	4	0	7	1	2	.500	0	0	---	0	0	0	1	1	0	0	2	0	2	0.5

3-PT. FG: 2012-13, 0-1, (.000)

MACKNOWSKI, JOHNNY

Seton Hall | HT: 6-1 | WT: 185

Birthdate: Jan. 7, 1923 | Drafted: N/A

	G	GS	MIN	FG	FGA	PCT	FT	FTA	PCT	OFF	DEF	TOT	A	PF	D	ST	TO	BS	PTS	AVG
1949-50	59	—	—	154	463	.333	131	178	.736	—	—	—	65	128	—	—	—	—	439	7.4
1950-51	58	—	—	131	435	.301	122	170	.718	—	—	110	69	134	3	—	—	—	384	6.6
TOTALS	**117**	**—**	**—**	**285**	**898**	**.317**	**253**	**348**	**.727**	**—**	**—**	**110**	**134**	**262**	**3**	**—**	**—**	**—**	**823**	**7.0**

PLAYOFFS

	G	GS	MIN	FG	FGA	PCT	FT	FTA	PCT	OFF	DEF	TOT	A	PF	D	ST	TO	BS	PTS	AVG
1949-50	11	—	—	39	100	.390	39	51	.765	—	—	—	21	18	—	—	—	—	117	10.6
1950-51	2	—	—	6	13	.462	1	3	.333	—	—	7	4	5	0	—	—	—	13	6.5
TOTALS	**13**	**—**	**—**	**45**	**113**	**.398**	**40**	**54**	**.741**	**—**	**—**	**7**	**25**	**23**	**0**	**—**	**—**	**—**	**130**	**10.0**

MacLEAN, DON

UCLA | #25 | HT: 6-10 | WT: 235

Birthdate: Jan. 16, 1970 | Drafted: 1992, 1st round (19th overall) by Detroit

	G	GS	MIN	FG	FGA	PCT	FT	FTA	PCT	OFF	DEF	TOT	A	PF	D	ST	TO	BS	PTS	AVG
1996-97	37	2	733	163	365	.447	64	97	.660	41	99	140	37	71	0	12	47	10	402	10.9

3-PT. FG: 1996-97, 12-38 (.316)

ALL-TIME ROSTER

MAHORN, RICK — **Hampton** — **#44 & #4** — **HT: 6-10** — **WT: 260**

Birthdate: Sept. 21, 1958 — **Drafted: 1980, 2nd round (35th overall) by Washington**

	G	GS	MIN	FG	FGA	PCT	FT	FTA	PCT	OFF	DEF	TOT	A	PF	D	ST	TO	BS	PTS	AVG
1989-90	75	66	2271	313	630	.497	183	256	.715	167	401	568	98	251	2	44	104	103	811	10.8
1990-91	80	74	2439	261	559	.467	189	240	.788	151	470	621	118	276	6	79	127	56	711	8.9
1998-99	16	0	127	5	18	.278	3	8	.375	7	16	23	2	22	0	5	6	1	13	0.8
TOTALS	**171**	**140**	**4837**	**579**	**1207**	**.479**	**375**	**504**	**.744**	**325**	**887**	**1212**	**218**	**549**	**8**	**128**	**237**	**160**	**1535**	**8.9**

3-PT. FG: 1989-90, 2-9 (.222); 1990-91, 0-9 (.000); 1998-99, 0-0 (---); TOTALS, 2-18 (.111)

PLAYOFFS

	G	GS	MIN	FG	FGA	PCT	FT	FTA	PCT	OFF	DEF	TOT	A	PF	D	ST	TO	BS	PTS	AVG
1989-90	10	10	342	37	86	.430	20	26	.769	18	52	70	10	41	1	7	13	8	94	9.4
1990-91	8	8	208	20	36	.556	11	14	.786	7	35	42	14	25	0	2	8	4	51	6.4
1998-99	5	0	29	2	6	.333	1	2	.500	2	6	8	1	6	0	1	1	0	5	1.0
TOTALS	**23**	**18**	**579**	**59**	**128**	**.461**	**32**	**42**	**.762**	**27**	**93**	**120**	**25**	**72**	**1**	**10**	**22**	**12**	**150**	**6.5**

3-PT. FG: 1989-90, 0-1 (.000)

MALONE, JEFF — **Mississippi State** — **#25** — **HT: 6-4** — **WT: 205**

Birthdate: June 28, 1961 — **Drafted: 1983, 1st round (10th overall) by Washington**

	G	GS	MIN	FG	FGA	PCT	FT	FTA	PCT	OFF	DEF	TOT	A	PF	D	ST	TO	BS	PTS	AVG
1993-94	27	23	903	187	389	.481	76	94	.809	23	61	84	59	46	0	14	28	0	454	16.8
1994-95	19	19	660	144	284	.507	51	59	.864	11	44	55	29	35	0	15	29	0	350	18.4
1995-96	25	3	407	63	160	.394	24	26	.923	8	24	32	19	19	0	13	19	0	155	6.2
TOTALS	**61**	**45**	**1970**	**394**	**833**	**.473**	**151**	**179**	**.844**	**42**	**129**	**171**	**107**	**100**	**0**	**42**	**76**	**0**	**959**	**15.7**

3-PT. FG: 1993-94, 4-6 (.667); 1994-95, 11-28 (.393); 1995-96, 5-16 (.313); TOTALS, 20-50 (.400)

MALONE, MOSES — **Petersburg H.S. (VA)** — **#2** — **HT: 6-10** — **WT: 255**

Birthdate: Mar 23, 1955 — **Drafted: 1976, by Portland in ABA Dispersal (5th pick)**

	G	GS	MIN	FG	FGA	PCT	FT	FTA	PCT	OFF	DEF	TOT	A	PF	D	ST	TO	BS	PTS	AVG
1982-83	78	78	2922	654	1305	.501	600	788	.761	445	749	1194	101	206	0	89	264	157	1908	24.5
1983-84	71	71	2613	532	1101	.483	545	727	.750	352	598	950	96	188	0	71	250	110	1609	22.7
1984-85	79	79	2957	602	1284	.469	737	904	.815	385	646	1031	130	216	0	67	286	123	1941	24.6
1985-86	74	74	2706	571	1246	.458	617	784	.787	339	533	872	90	194	0	67	261	71	1759	23.8
1993-94	55	0	618	102	232	.440	90	117	.769	106	120	226	34	52	0	11	59	17	294	5.3
TOTALS	**357**	**302**	**11816**	**2461**	**5168**	**.476**	**2589**	**3320**	**.780**	**1627**	**2646**	**4273**	**451**	**856**	**0**	**305**	**1120**	**478**	**7511**	**21.0**

3-PT. FG: 1982-83, 0-1 (.000); 1983-84, 0-4 (.000); 1984-85, 0-2 (.000); 1985-86, 0-1 (.000); 1993-94, 0-1 (.000); TOTALS, 0-9 (.000

PLAYOFFS

	G	GS	MIN	FG	FGA	PCT	FT	FTA	PCT	OFF	DEF	TOT	A	PF	D	ST	TO	BS	PTS	AVG
1982-83	13	13	524	126	235	.536	86	120	.717	70	136	206	20	40	0	1	40	25	338	26.0
1983-84	5	5	212	38	83	.458	31	32	.969	20	49	69	7	15	0	3	21	11	107	21.4
1984-85	13	13	505	90	212	.425	82	103	.796	36	102	138	24	39	0	17	23	22	262	20.2
TOTALS	**31**	**31**	**1241**	**254**	**530**	**.479**	**199**	**255**	**.780**	**126**	**287**	**413**	**51**	**94**	**0**	**21**	**84**	**58**	**707**	**22.8**

ALL-STAR GAME

	G	GS	MIN	FG	FGA	PCT	FT	FTA	PCT	OFF	DEF	TOT	A	PF	D	ST	TO	BS	PTS	AVG
1983	1	1	24	3	8	.375	4	6	.667	2	6	8	3	1	0	0	1	1	10	—
1984	SELECTED BUT DNP DUE TO INJURY																			
1985	1	1	33	2	10	.200	3	6	.500	5	7	12	1	4	0	0	3	0	7	—
1986	1	1	34	5	12	.417	6	9	.667	5	8	13	0	4	0	1	1	0	16	—
TOTALS	**3**	**3**	**91**	**10**	**30**	**.333**	**13**	**21**	**.619**	**12**	**21**	**33**	**4**	**9**	**0**	**1**	**5**	**1**	**33**	**11.0**

MARSHALL, DONYELL — **Connecticut** — **#8** — **HT: 6-9** — **WT: 230**

Birthdate: May 18, 1973 — **Drafted:1994, 1st round (4th overall) by Minnesota**

	G	GS	MIN	FG	FGA	PCT	FT	FTA	PCT	OFF	DEF	TOT	A	PF	D	ST	TO	BS	PTS	AVG
2008-09	25	0	189	33	73	.452	3	6	.500	6	34	40	15	24	0	4	6	5	94	3.8

3-PT. FG: 2008-09, 25-55 (.455)

PLAYOFFS

	G	GS	MIN	FG	FGA	PCT	FT	FTA	PCT	OFF	DEF	TOT	A	PF	D	ST	TO	BS	PTS	AVG
2008-09	6	0	50	6	16	.375	0	0	--	0	7	7	0	9	0	1	2	1	16	2.7

3-PT. FG: 2008-09, 4-11 (.364)

MARSHALL, KENDALL — **North Carolina** — **#5** — **HT: 6-4** — **WT: 200**

Birthdate: Aug. 19, 1991 — **Drafted:2012, 1st round (13th overall) by Phoenix**

	G	GS	MIN	FG	FGA	PCT	FT	FTA	PCT	OFF	DEF	TOT	A	PF	D	ST	TO	BS	PTS	AVG
2015-16	30	6	400	43	118	.364	9	13	692	2	26	28	73	30	0	16	43	2	111	3.7

3-PT. FG: 2015-16, 16-49 (.327)

MASINO, AL — **Canisius** — **HT: 5-11** — **WT: 175**

Birthdate: Feb. 5, 1928 — **Drafted: N/A**

	G	GS	MIN	FG	FGA	PCT	FT	FTA	PCT	OFF	DEF	TOT	A	PF	D	ST	TO	BS	PTS	AVG
1953-54*	27	—	181	26	62	.419	30	49	.612	—	—	28	22	44	0	—	—	—	82	3.0

PLAYOFFS

	G	GS	MIN	FG	FGA	PCT	FT	FTA	PCT	OFF	DEF	TOT	A	PF	D	ST	TO	BS	PTS	AVG
1953-54	13	—	96	7	20	.350	7	15	.467	—	—	6	7	23	0	—	—	—	21	1.6

MASSENBURG, TONY — **Maryland** — **#30** — **HT: 6-9** — **WT: 245**

Birthdate: July 31, 1967 — **Drafted: 1990, 2nd round (43rd overall) by San Antonio**

	G	GS	MIN	FG	FGA	PCT	FT	FTA	PCT	OFF	DEF	TOT	A	PF	D	ST	TO	BS	PTS	AVG
1995-96	30	8	804	114	236	.483	68	92	.739	75	111	186	12	73	0	15	38	11	296	9.9

3-PT. FG: 1995-96, 0-3 (.000)

MATTHEWS, WES — **Wisconsin** — **#1** — **HT: 6-1** — **WT: 170**

Birthdate: Aug. 24, 1959 — **Drafted: 1980, 1st round (14th overall) by Washington**

	G	GS	MIN	FG	FGA	PCT	FT	FTA	PCT	OFF	DEF	TOT	A	PF	D	ST	TO	BS	PTS	AVG
1983-84	14	5	292	45	101	.446	9	14	.643	6	17	23	62	32	0	11	30	2	100	7.1

3-PT. FG: 1983-84, 1-7 (.143)

PLAYOFFS

	G	GS	MIN	FG	FGA	PCT	FT	FTA	PCT	OFF	DEF	TOT	A	PF	D	ST	TO	BS	PTS	AVG
1983-84	4	—	23	4	8	.500	1	2	.500	0	0	0	4	4	0	1	4	0	10	2.5

MAXWELL, VERNON — **Florida** — **#11** — **HT: 6-4** — **WT: 190**

Birthdate: Sept. 12, 1965 — **Drafted: 1988, 2nd round (47th overall) by Denver**

	G	GS	MIN	FG	FGA	PCT	FT	FTA	PCT	OFF	DEF	TOT	A	PF	D	ST	TO	BS	PTS	AVG
1995-96	75	57	2467	410	1052	.390	251	332	.756	39	190	229	330	182	1	96	215	12	1217	16.2
2000-01	24	6	375	42	125	.336	15	22	.682	3	34	37	29	33	0	12	18	0	120	5.0
TOTALS	**99**	**63**	**2842**	**452**	**1177**	**.384**	**266**	**354**	**.751**	**42**	**224**	**266**	**359**	**215**	**1**	**108**	**233**	**12**	**1337**	**13.5**

3-PT. FG: 1995-96, 146-460 (.317); 2000-01, 21-64 (.328); TOTALS, 167-524 (.319)

MAY, DON — **Dayton** — **#34** — **HT: 6-4** — **WT: 220**

Birthdate: Jan. 3, 1946 — **Drafted: 1968, 3rd round (30th overall) by New York**

	G	GS	MIN	FG	FGA	PCT	FT	FTA	PCT	OFF	DEF	TOT	A	PF	D	ST	TO	BS	PTS	AVG
1972-73	26	0	602	128	290	.441	53	62	.855	—	—	143	43	80	1	—	—	—	309	11.9
1973-74	56	5	812	152	367	.414	89	102	.873	25	111	136	63	137	0	25	—	8	393	7.0
TOTALS	**82**	**5**	**1414**	**280**	**657**	**.426**	**142**	**164**	**.866**	**25**	**111**	**279**	**106**	**217**	**1**	**25**	**—**	**8**	**702**	**8.6**

MAYES, THARON — **Florida State** — **#25** — **HT: 6-3** — **WT: 175**

Birthdate: Sept. 9, 1968 — **Drafted: Undrafted**

	G	GS	MIN	FG	FGA	PCT	FT	FTA	PCT	OFF	DEF	TOT	A	PF	D	ST	TO	BS	PTS	AVG
1991-92	21	0	215	28	94	.298	20	30	.667	3	12	15	32	32	0	14	28	1	90	4.3

3-PT. FG: 1991-92, 14-39 (.359)

MAYNOR, ERIC — **Virginia Commonwealth** — **#11** — **HT: 6-3** — **WT: 175**

Birthdate: June 11, 1987 — **Drafted: 2009, 1st round (20th overall) by Utah**

	G	GS	MIN	FG	FGA	PCT	FT	FTA	PCT	OFF	DEF	TOT	A	PF	D	ST	TO	BS	PTS	AVG
2013-14	8	0	112	11	29	.379	4	8	.500	2	13	15	12	4	0	4	12	2	30	3.8

3-PT. FG: 2013-14, 4-12 (.333)

MBAH A MOUTE, LUC — **UCLA** — **#12** — **HT: 6-8** — **WT: 230**

Birthdate: Sep. 9, 1986 — **Drafted: 2008, 2nd round (37th overall) by Milwaukee**

	G	GS	MIN	FG	FGA	PCT	FT	FTA	PCT	OFF	DEF	TOT	A	PF	D	ST	TO	BS	PTS	AVG
2014-15	67	61	1916	251	636	.395	96	163	.589	82	246	328	106	104	0	81	99	21	660	9.9

3-PT. FG: 2014-15, 62-202 (.307)

McADOO, BOB — **North Carolina** — **#11** — **HT: 6-9** — **WT: 210**

Birthdate: Sept. 25, 1951 — **Drafted: 1972, 1st round (2nd overall) by Buffalo**

	G	GS	MIN	FG	FGA	PCT	FT	FTA	PCT	OFF	DEF	TOT	A	PF	D	ST	TO	BS	PTS	AVG
1985-86	29	0	609	116	251	.462	62	81	.765	25	78	103	35	64	0	10	49	18	294	10.1

PLAYOFFS

	G	GS	MIN	FG	FGA	PCT	FT	FTA	PCT	OFF	DEF	TOT	A	PF	D	ST	TO	BS	PTS	AVG
1985-86	5	—	73	20	36	.556	14	16	.875	8	6	14	2	13	0	4	2	5	54	10.8

McADOO, JAMES MICHAEL — **North Carolina** — **#14** — **HT: 6-9** — **WT: 230**

Birthdate: Jan. 4, 1993 — **Drafted: Undrafted**

	G	GS	MIN	FG	FGA	PCT	FT	FTA	PCT	OFF	DEF	TOT	A	PF	D	ST	TO	BS	PTS	AVG
2017-18	3	0	18	2	7	.286	2	2	1.000	0	2	2	0	1	0	0	1	1	8	2.7

3-PT FG: 2017-18, 2-7 (.286)

McCASKILL, AMAL — **Marquette** — **#00** — **HT: 6-11** — **WT: 235**

Birthdate: Oct. 28, 1973 — **Drafted: 1996, 2nd round (49th overall) by Orlando**

	G	GS	MIN	FG	FGA	PCT	FT	FTA	PCT	OFF	DEF	TOT	A	PF	D	ST	TO	BS	PTS	AVG
2003-04	59	3	636	47	117	.402	19	27	.704	48	85	113	20	89	0	12	25	20	113	1.9

ALL-TIME ROSTER

3-PT FG: 2003-04, 0-1 (.000)

McCLAIN, TED — **Tennessee State** — **#12** — **HT: 6-2** — **WT: 190**

Birthdate: Aug. 30, 1947 — **Entered NBA with N.J. Nets From ABA 1976**

	G	GS	MIN	FG	FGA	PCT	FT	FTA	PCT	OFF	DEF	TOT	A	PF	D	ST	TO	BS	PTS	AVG
1977-78	29	0	293	42	96	.438	7	10	.700	9	28	37	34	36	0	16	22	4	91	3.1

PLAYOFFS

	G	GS	MIN	FG	FGA	PCT	FT	FTA	PCT	OFF	DEF	TOT	A	PF	D	ST	TO	BS	PTS	AVG
1977-78	5	0	31	3	10	.300	0	0	---	2	4	6	10	4	0	5	5	0	6	1.2

McCONNELL, T.J. — **Arizona** — **#12** — **HT: 6-2** — **WT: 200**

Birthdate: Mar. 25, 1992 — **Drafted: Undrafted**

	G	GS	MIN	FG	FGA	PCT	FT	FTA	PCT	OFF	DEF	TOT	A	PF	D	ST	TO	BS	PTS	AVG
2015-16	81	17	1606	218	464	.470	26	41	.634	43	207	250	367	114	0	95	140	10	493	6.1
2016-17	81	51	2133	236	512	.461	73	90	.811	39	212	251	534	139	0	134	159	10	556	6.1
2017-18	76	1	1706	210	421	.499	31	39	.795	37	189	226	303	122	0	92	112	13	478	6.3
TOTALS	**238**	**69**	**5445**	**664**	**1397**	**.475**	**130**	**170**	**.765**	**119**	**608**	**727**	**1204**	**375**	**0**	**321**	**411**	**33**	**1527**	**6.4**

3-PT. FG: 2015-16, 31-89 (.348); 2016-17, 11-55 (.200); 2017-18, 27-62 (.435); TOTALS, 69-206 (.335)

PLAYOFFS

	G	GS	MIN	FG	FGA	PCT	FT	FTA	PCT	OFF	DEF	TOT	A	PF	D	ST	TO	BS	PTS	AVG
2017-18	10	2	155	25	36	.694	3	5	.600	6	20	26	23	13	0	6	6	0	55	5.5

3-PT FG:2017-18, 2-3 (.667)

McCORMICK, TIM — **Michigan** — **#40** — **HT: 6-11** — **WT: 240**

Birthdate: Mar. 10, 1962 — **Drafted: 1984, 1st round (12th overall) by Cleveland**

	G	GS	MIN	FG	FGA	PCT	FT	FTA	PCT	OFF	DEF	TOT	A	PF	D	ST	TO	BS	PTS	AVG
1986-87	81	79	2817	391	718	.545	251	349	.719	180	431	611	114	270	4	36	153	64	1033	12.8
1987-88	23	17	601	71	138	.514	37	53	.698	49	95	144	26	75	1	14	35	8	179	7.8
TOTALS	**104**	**96**	**3418**	**462**	**856**	**.540**	**288**	**402**	**.716**	**229**	**526**	**755**	**140**	**345**	**5**	**50**	**188**	**72**	**1212**	**11.7**

PLAYOFFS

	G	GS	MIN	FG	FGA	PCT	FT	FTA	PCT	OFF	DEF	TOT	A	PF	D	ST	TO	BS	PTS	AVG
1986-87	5	—	121	12	24	.500	4	4	1.000	7	24	31	6	19	0	1	7	2	28	5.6

McDANIELS, K.J. — **Clemson** — **#14** — **HT: 6-6** — **WT: 200**

Birthdate: Feb. 9, 1993 — **Drafted: 2014, 2nd round (32nd overall) by Philadelphia**

	G	GS	MIN	FG	FGA	PCT	FT	FTA	PCT	OFF	DEF	TOT	A	PF	D	ST	TO	BS	PTS	AVG
2014-15	52	15	1319	167	419	.399	99	131	.756	64	131	195	70	121	0	44	104	68	476	9.2

3-PT. FG: 2014-15, 43-147 (.293)

McGEE, JaVALE — **Nevada** — **#1** — **HT: 7-0** — **WT: 237**

Birthdate: Jan. 19, 1988 — **Drafted: 2008, 1st round (18th overall) by Washington**

	G	GS	MIN	FG	FGA	PCT	FT	FTA	PCT	OFF	DEF	TOT	A	PF	D	ST	TO	BS	PTS	AVG
2014-15	6	0	61	8	18	.444	2	4	.500	4	9	13	2	2	0	0	5	1	18	3.0

McFARLIN, IVAN — **Oklahoma St.** — **#31** — **HT: 6-8** — **WT: 240**

Birthdate: April 26, 1982 — **Drafted: Undrafted**

	G	GS	MIN	FG	FGA	PCT	FT	FTA	PCT	OFF	DEF	TOT	A	PF	D	ST	TO	BS	PTS	AVG
2006-07	11	0	41	5	13	.385	5	7	.714	7	4	11	1	8	0	0	1	0	15	1.4

3PT. FG: 206-07, 0-1 (.000)

McGINNIS, GEORGE — **Indiana** — **#30** — **HT: 6-8** — **WT: 235**

Birthdate: Aug, 12, 1950 — **Drafted: 1973, 2nd round (22nd overall) by 76ers**

	G	GS	MIN	FG	FGA	PCT	FT	FTA	PCT	OFF	DEF	TOT	A	PF	D	ST	TO	BS	PTS	AVG
1975-76	77	77	2946	647	1552	.417	475	642	.740	260	707	967	359	334	13	198	—	41	1769	23.0
1976-77	79	78	2769	659	1439	.458	372	546	.681	324	587	911	302	299	4	163	—	37	1690	21.4
1977-78	78	76	2533	588	1270	.463	411	574	.716	282	528	810	294	287	6	137	312	27	1587	20.3
TOTALS	**234**	**231**	**8248**	**1894**	**4261**	**.444**	**1258**	**1762**	**.714**	**866**	**1822**	**2688**	**955**	**920**	**23**	**498**	**312**	**105**	**5046**	**21.6**

PLAYOFFS

	G	GS	MIN	FG	FGA	PCT	FT	FTA	PCT	OFF	DEF	TOT	A	PF	D	ST	TO	BS	PTS	AVG
1975-76	3	—	120	29	61	.475	11	18	.611	9	32	41	12	14	1	1	—	4	69	23.0
1976-77	19	—	603	102	273	.374	65	114	.570	62	136	198	69	83	2	23	—	6	269	14.2
1977-78	10	—	273	53	125	.424	41	49	.837	24	54	78	30	40	1	15	38	1	147	14.7
TOTALS	**32**	**—**	**996**	**184**	**459**	**.401**	**117**	**181**	**.646**	**95**	**222**	**317**	**111**	**137**	**4**	**39**	**38**	**11**	**485**	**15.2**

ALL-STAR GAME

G	GS	MIN	FG	FGA	PCT	FT	FTA	PCT	OFF	DEF	TOT	A	PF	D	ST	TO	BS	PTS	AVG	
1976	1	0	19	4	9	.444	2	4	.500	1	6	7	2	2	0	0	—	0	10	—
1977	1	1	26	2	9	.222	0	2	.000	5	2	7	2	3	0	4	—	0	4	—
TOTALS	**2**	**1**	**45**	**6**	**18**	**.333**	**2**	**6**	**.333**	**6**	**8**	**14**	**4**	**5**	**0**	**4**	**—**	**0**	**14**	**7.0**

McKEY, DERRICK

Alabama | **#9** | **HT: 6-10** | **WT: 245**

Birthdate: Oct. 10, 1966 | **Drafted: 1987, 1st round (9th overall) by Seattle**

	G	GS	MIN	FG	FGA	PCT	FT	FTA	PCT	OFF	DEF	TOT	A	PF	D	ST	TO	BS	PTS	AVG
2001-02	41	1	784	52	122	.426	10	14	.714	48	79	127	45	90	0	41	22	4	119	2.9

3-PT. FG: 2001-02 5-12, .417

PLAYOFFS

	G	GS	MIN	FG	FGA	PCT	FT	FTA	PCT	OFF	DEF	TOT	A	PF	D	ST	TO	BS	PTS	AVG
2001-02	4	0	40	4	8	.500	0	0	---	3	3	6	1	5	0	1	1	2	8	2.0

McKIE, AARON

Temple | **#8** | **HT: 6-5** | **WT: 209**

Birthdate: Oct. 2, 1972 | **Drafted: 1994, 1st round (17th overall) by Portland**

	G	GS	MIN	FG	FGA	PCT	FT	FTA	PCT	OFF	DEF	TOT	A	PF	D	ST	TO	BS	PTS	AVG
1997-98	57	31	1341	96	277	.347	22	32	.688	34	129	163	137	117	0	78	52	12	223	3.9
1998-99	50	4	959	95	237	.401	44	62	.710	27	113	140	100	90	1	63	57	3	240	4.8
1999-00	82	82	1952	244	593	.411	121	146	.829	47	199	246	240	194	3	108	113	18	653	8.0
2000-01	76	33	2394	338	714	.473	149	194	.768	33	278	311	377	178	3	106	203	8	878	11.6
2001-02	48	16	1471	220	490	.449	96	122	.787	26	166	192	179	74	0	56	93	14	587	12.2
2002-03	80	40	2374	286	666	.429	112	134	.836	61	289	350	278	177	2	131	109	9	721	9.0
2003-04	75	41	2112	265	577	.459	84	111	.757	45	208	253	195	142	1	85	103	23	689	9.2
2004-05	68	3	1118	61	142	.430	10	16	.625	20	152	172	103	116	2	48	31	17	152	2.2
TOTALS	**536**	**250**	**13721**	**1605**	**3696**	**.434**	**638**	**817**	**.781**	**293**	**1534**	**1827**	**1609**	**1088**	**12**	**675**	**761**	**104**	**4143**	**7.7**

3-PT FG: 1997-98, 9-46 (.196); 1998-99, 6-31 (.194); 1999-00, 44-121 (.364); 2000-01, 53-170 (.312); 2001-02, 51-128 (.398); 2002-03, 37-112 (.330); 2003-04, 75-172 (.436); 2004-05, 20-62 (.323) TOTALS, 295-842 (.350)

PLAYOFFS

	G	GS	MIN	FG	FGA	PCT	FT	FTA	PCT	OFF	DEF	TOT	A	PF	D	ST	TO	BS	PTS	AVG
1998-99	6	0	97	7	23	.304	6	7	.857	4	11	15	11	17	0	4	1	0	20	3.3
1999-00	10	6	331	50	103	.485	26	31	.839	4	32	36	46	26	0	4	16	2	138	13.8
2000-01	23	16	892	125	301	.415	59	75	.787	24	95	119	121	67	0	34	46	3	336	14.6
2001-02	5	0	146	20	46	.435	7	10	.700	2	16	18	12	12	0	10	10	0	53	10.6
2002-03	12	0	315	38	71	.535	12	14	.857	5	38	43	22	31	0	10	15	2	93	7.8
2004-05	5	0	85	3	7	.429	0	0	---	1	11	12	5	9	0	4	1	0	7	1.4
TOTALS	**61**	**22**	**1866**	**243**	**551**	**.441**	**110**	**137**	**.803**	**40**	**203**	**243**	**217**	**162**	**0**	**66**	**89**	**7**	**647**	**10.6**

3-PT. FG: 1998-99, 0-1 (.000); 1999-00, 12-35 (.343); 2000-01, 27-64 (.422); 2001-02, 6-16 (.375); 2002-03, 5-9 (.556); 2004-05, 1-3 (.333) TOTALS, 51-128 (.398)

McLEOD, ROSHOWN

Duke | **#7** | **HT: 6-8** | **WT: 230**

Birthdate: Nov. 17, 1975 | **Drafted: 1998, 1st round (20th overall) by Atlanta**

	G	GS	MIN	FG	FGA	PCT	FT	FTA	PCT	OFF	DEF	TOT	A	PF	D	ST	TO	BS	PTS	AVG
2000-01	1	0	15	1	2	.500	0	0	---	1	1	2	0	2	0	0	1	0	2	2.0

3-PT. FG: 2000-01, 0-1 (.000)

McNAMARA, MARK

California | **#31** | **HT: 6-11** | **WT: 235**

Birthdate: June 8, 1959 | **Drafted: 1982, 1st round (22nd overall) by 76ers**

	G	GS	MIN	FG	FGA	PCT	FT	FTA	PCT	OFF	DEF	TOT	A	PF	D	ST	TO	BS	PTS	AVG
1982-83	36	2	182	29	64	.453	20	45	.444	34	42	76	7	42	1	3	36	3	78	2.2
1986-87	11	1	113	14	30	.467	7	19	.368	17	19	36	2	17	0	1	8	0	35	3.2
1987-88	42	18	581	52	133	.391	48	66	.727	66	91	157	18	67	0	4	26	12	152	3.6
TOTALS	**89**	**21**	**876**	**95**	**227**	**.419**	**75**	**130**	**.577**	**117**	**152**	**269**	**27**	**126**	**1**	**8**	**70**	**15**	**265**	**3.0**

PLAYOFFS

	G	GS	MIN	FG	FGA	PCT	FT	FTA	PCT	OFF	DEF	TOT	A	PF	D	ST	TO	BS	PTS	AVG
1982-83	2	—	2	2	2	1.000	0	0	---	0	1	1	0	0	0	0	0	0	4	2.0
1986-87	1	—	2	1	1	1.000	0	0	---	0	1	1	0	0	0	0	0	0	2	2.0
TOTALS	**3**	**—**	**4**	**3**	**3**	**1.000**	**0**	**0**	**---**	**0**	**2**	**2**	**0**	**0**	**0**	**0**	**0**	**0**	**6**	**2.0**

MEEKS, JODIE

Kentucky | **#20** | **HT: 6-4** | **WT: 208**

Birthdate: Aug. 21, 1987 | **Drafted: 2009, 2nd round (41st overall) by Milwaukee**

	G	GS	MIN	FG	FGA	PCT	FT	FTA	PCT	OFF	DEF	TOT	A	PF	D	ST	TO	BS	PTS	AVG
2009-10	19	0	233	40	91	.440	13	18	.722	4	23	27	17	19	0	5	5	1	112	5.9
2010-11	74	64	2062	242	570	.425	152	170	.894	21	150	171	78	97	0	63	60	4	774	10.5
2011-12	66	50	1644	191	467	.409	77	85	.906	17	144	161	54	82	0	40	29	3	556	8.4
TOTALS	**159**	**114**	**3938**	**473**	**1128**	**.419**	**242**	**273**	**.886**	**42**	**317**	**359**	**149**	**198**	**0**	**108**	**94**	**8**	**1442**	**9.1**

3-PT. FG: 2009-10, 19-50 (.380); 2010-11, 138-348 (.397); 2011-12, 97-266 (.365); TOTALS, 254-664 (.383)

PLAYOFFS

	G	GS	MIN	FG	FGA	PCT	FT	FTA	PCT	OFF	DEF	TOT	A	PF	D	ST	TO	BS	PTS	AVG
2010-11	5	5	125	13	31	.419	5	6	.833	2	8	10	4	6	0	3	2	0	39	7.8
2011-12	6	1	32	0	3	.000	4	4	1.000	0	0	0	2	3	0	0	1	1	4	0.7
TOTALS	**11**	**6**	**157**	**13**	**34**	**.382**	**9**	**10**	**.900**	**2**	**8**	**10**	**6**	**9**	**0**	**3**	**3**	**1**	**43**	**3.9**

3-PT. FG: 2010-11, 8-18 (.444); 2011-12, 0-1 (.000); TOTALS, 8-19 (.421)

MELCHIONNI, BILLY

Villanova | **#28** | **HT: 6-1** | **WT: 165**

ALL-TIME ROSTER

Birthdate: Oct. 19, 1944 Drafted: 1966, 2nd round (19th overall) by 76ers

	G	GS	MIN	FG	FGA	PCT	FT	FTA	PCT	OFF	DEF	TOT	A	PF	D	ST	TO	BS	PTS	AVG
1966-67	73	—	692	138	353	.391	39	60	.650	—	—	98	98	73	0	—	—	—	315	4.3
1967-68	71	—	758	146	336	.435	33	47	.702	—	—	104	105	75	0	—	—	—	325	4.6
TOTALS	**144**	**—**	**1450**	**284**	**689**	**.412**	**72**	**107**	**.673**	**—**	**—**	**202**	**203**	**148**	**0**	**—**	**—**	**—**	**640**	**4.4**

PLAYOFFS

	G	GS	MIN	FG	FGA	PCT	FT	FTA	PCT	OFF	DEF	TOT	A	PF	D	ST	TO	BS	PTS	AVG
1966-67	1	—	5	0	2	.000	0	2	.000	—	—	3	1	0	0	—	—	—	0	0.0
1967-68	9	—	50	8	24	.333	2	4	.500	—	—	4	10	4	0	—	—	—	18	2.0
TOTALS	**10**	**—**	**55**	**8**	**26**	**.308**	**2**	**6**	**.333**	**—**	**—**	**7**	**11**	**4**	**0**	**—**	**—**	**—**	**18**	**1.8**

MERIWETHER, PORTER Tennessee State HT: 6-2 WT: 180

Birthdate: March 16, 1940 Drafted: 1962, 3rd round (21st overall) by Syracuse

	G	GS	MIN	FG	FGA	PCT	FT	FTA	PCT	OFF	DEF	TOT	A	PF	D	ST	TO	BS	PTS	AVG
1962-63	31	—	268	48	122	.393	23	33	.697	—	—	29	43	19	0	—	—	—	119	3.8

MILLER, ANDRE Utah #7 HT: 6-2 WT: 200

Birthdate: March 19, 1976 Drafted: 1999, 1st round (8th overall) by Cleveland

	G	GS	MIN	FG	FGA	PCT	FT	FTA	PCT	OFF	DEF	TOT	A	PF	D	ST	TO	BS	PTS	AVG
2006-07	57	56	2144	307	661	.464	160	198	.808	72	176	248	416	126	0	73	152	6	775	13.6
2007-08	82	82	3016	569	1156	.492	257	333	.772	95	229	324	565	181	0	105	206	6	1398	17.0
2008-09	82	82	2976	492	1041	.473	338	409	.826	123	245	368	534	196	1	109	199	14	1337	16.3
TOTALS	**221**	**220**	**8136**	**1368**	**2858**	**.479**	**755**	**940**	**.803**	**290**	**650**	**940**	**1515**	**503**	**1**	**287**	**557**	**26**	**3510**	**15.9**

3-PT. FG: 2006-07, 1-19 (.053); 2007-08, 3-34 (.088); 2008-09, 15-53 (.283); TOTALS, 19-106 (.179)

PLAYOFFS

	G	GS	MIN	FG	FGA	PCT	FT	FTA	PCT	OFF	DEF	TOT	A	PF	D	ST	TO	BS	PTS	AVG
2007-08	6	6	229	39	89	.438	14	22	.636	7	12	19	20	12	0	5	14	0	92	15.3
2008-09	6	6	258	48	101	.475	28	34	.824	9	29	38	32	17	0	7	19	1	127	21.2
TOTALS	**12**	**12**	**487**	**87**	**190**	**.458**	**42**	**56**	**.750**	**16**	**41**	**57**	**52**	**29**	**0**	**12**	**33**	**1**	**219**	**18.3**

3-PT. FG: 2007-08, 0-3 (.000); 2008-09, 3-10 (.300); TOTALS, 3-13 (.231)

MILLER, ANTHONY (PIG) Michigan State #41 HT: 6-9 WT: 255

Birthdate: Oct. 27, 1971 Drafted: 1994, 2nd round (39th overall) by Golden St.

	G	GS	MIN	FG	FGA	PCT	FT	FTA	PCT	OFF	DEF	TOT	A	PF	D	ST	TO	BS	PTS	AVG
2000-01	1	0	2	0	0	---	0	0	---	0	0	0	0	0	0	0	0	0	0	0.0

MIX, STEVE Toledo #50 HT: 6-7 WT: 215

Birthdate: Dec. 30, 1947 Drafted: 1969, 5th round (61st overall) by Detroit

	G	GS	MIN	FG	FGA	PCT	FT	FTA	PCT	OFF	DEF	TOT	A	PF	D	ST	TO	BS	PTS	AVG
1973-74	82	82	2969	495	1042	.475	228	288	.792	305	559	864	152	305	9	212	—	37	1218	14.9
1974-75	46	46	1748	280	582	.481	159	205	.776	155	345	500	99	175	6	79	—	21	719	15.6
1975-76	81	63	3039	421	844	.499	287	351	.818	215	447	662	216	288	6	158	—	29	1129	13.9
1976-77	75	9	1958	288	551	.523	215	263	.817	127	249	376	152	167	0	90	—	20	791	10.5
1977-78	82	20	1819	291	560	.520	175	220	.795	96	201	297	174	158	1	87	131	3	757	9.2
1978-79	74	1	1269	265	493	.538	161	201	.801	109	184	293	121	112	0	57	100	16	691	9.3
1979-80	81	5	1543	363	703	.516	207	249	.831	114	176	290	149	114	0	67	132	9	937	11.6
1980-81	72	1	1327	288	575	.501	200	240	.833	105	159	264	114	107	0	59	88	18	776	10.8
1981-82	75	0	1235	202	399	.506	136	172	.791	92	133	225	93	86	0	42	67	17	541	7.2
TOTALS	**668**	**227**	**16907**	**2893**	**5749**	**.503**	**1768**	**2189**	**.808**	**1318**	**2453**	**3771**	**1270**	**1512**	**22**	**851**	**518**	**170**	**7559**	**11.3**

3-PT. FG: 1979-80, 4-10 (.400); 1980-81, 0-3 (.000); 1981-82, 1-4 (.350); TOTALS, 5-17 (.294)

PLAYOFFS

	G	GS	MIN	FG	FGA	PCT	FT	FTA	PCT	OFF	DEF	TOT	A	PF	D	ST	TO	BS	PTS	AVG
1975-76	3	—	134	18	46	.391	8	10	.800	6	12	18	12	13	1	11	—	2	44	14.7
1976-77	19	—	412	56	107	.523	37	45	.822	22	42	64	44	39	0	21	—	3	149	7.8
1977-78	10	—	235	49	82	.598	38	43	.884	17	29	46	36	22	0	15	12	1	136	13.6
1978-79	9	—	179	31	59	.525	13	15	.867	12	23	35	16	20	0	6	11	0	75	8.3
1979-80	17	—	200	44	96	.458	25	28	.893	10	21	31	13	22	0	8	15	5	113	6.6
1980-81	16	—	206	32	77	.416	24	26	.923	19	23	42	10	16	0	4	11	2	88	5.5
1981-82	7	—	50	12	22	.545	5	7	.714	4	7	11	6	5	0	0	4	0	30	4.3
TOTALS	**81**	**—**	**1416**	**242**	**489**	**.495**	**150**	**174**	**.862**	**90**	**157**	**247**	**137**	**137**	**1**	**65**	**53**	**13**	**635**	**7.8**

ALL-STAR GAME

	G	GS	MIN	FG	FGA	PCT	FT	FTA	PCT	OFF	DEF	TOT	A	PF	D	ST	TO	BS	PTS	AVG
1975	1	0	11	2	5	.400	0	0	---	—	—	0	2	2	0	—	—	—	4	4.0

MOHAMMED, NAZR Kentucky #14 HT: 6-10 WT: 240

Birthdate: Sept. 5, 1977 Drafted: 1998, 1st round (29th overall) by Utah

	G	GS	MIN	FG	FGA	PCT	FT	FTA	PCT	OFF	DEF	TOT	A	PF	D	ST	TO	BS	PTS	AVG
1998-99	26	0	121	15	42	.357	12	21	.571	18	19	37	2	22	0	5	12	4	42	1.6
1999-00	28	3	190	21	54	.389	12	22	.545	16	34	50	2	29	0	4	18	12	54	1.9
2000-01	30	3	196	41	88	.466	14	28	.500	18	37	55	2	40	0	6	9	7	96	3.2
TOTALS	**84**	**6**	**507**	**77**	**184**	**.418**	**38**	**71**	**.535**	**52**	**90**	**142**	**6**	**91**	**0**	**15**	**39**	**23**	**192**	**2.3**

PLAYOFFS

	G	GS	MIN	FG	FGA	PCT	FT	FTA	PCT	OFF	DEF	TOT	A	PF	D	ST	TO	BS	PTS	AVG
1999-00	3	0	34	8	14	.571	0	0	---	0	2	2	1	4	0	3	0	0	17	5.7

MONEY, ERIC

Arizona | #22 | HT: 6-0 | WT: 170

Birthdate: Feb. 6, 1955 | Drafted: 1974, 2nd round (33rd overall) by Detroit

	G	GS	MIN	FG	FGA	PCT	FT	FTA	PCT	OFF	DEF	TOT	A	PF	D	ST	TO	BS	PTS	AVG
1978-79	23	0	545	119	217	.548	34	54	.630	15	22	37	82	70	2	13	69	2	272	11.8
1979-80	6	0	82	14	36	.389	2	2	1.000	3	4	7	16	11	0	0	12	1	30	5.0
TOTALS	**29**	**0**	**627**	**133**	**253**	**.526**	**36**	**56**	**.643**	**18**	**26**	**44**	**98**	**81**	**2**	**13**	**81**	**3**	**302**	**10.4**

PLAYOFFS

	G	GS	MIN	FG	FGA	PCT	FT	FTA	PCT	OFF	DEF	TOT	A	PF	D	ST	TO	BS	PTS	AVG
1978-79	8	—	129	26	61	.426	2	4	.500	6	5	11	22	17	0	3	22	0	54	6.8

MONTROSS, ERIC

North Carolina | #00 | HT: 7-0 | WT: 270

Birthdate: Sept. 23, 1971 | Drafted: 1994, 1st round (9th overall) by Boston

	G	GS	MIN	FG	FGA	PCT	FT	FTA	PCT	OFF	DEF	TOT	A	PF	D	ST	TO	BS	PTS	AVG
1997-98	20	20	337	30	76	.395	7	19	.368	28	64	92	7	61	0	7	15	12	67	3.4

MORRIS, DARIUS

Michigan | #7 | HT: 6-4 | WT: 190

Birthdate: Jan. 3, 1991 | Drafted: 2011, 2nd round (41st overall) by L.A. Lakers

	G	GS	MIN	FG	FGA	PCT	FT	FTA	PCT	OFF	DEF	TOT	A	PF	D	ST	TO	BS	PTS	AVG
2013-14	12	0	193	29	67	.433	15	21	.714	3	10	13	31	21	0	8	19	0	83	6.9

3-PT. FG: 2013-14, 10-24 (.417)

MOSLEY, GLENN

Seton Hall | #34 | HT: 6-8 | WT: 195

Birthdate: Dec. 26, 1955 | Drafted: 1977, 1st round (20th overall) by 76ers

	G	GS	MIN	FG	FGA	PCT	FT	FTA	PCT	OFF	DEF	TOT	A	PF	D	ST	TO	BS	PTS	AVG
1977-78	6	0	21	5	13	.385	3	7	.429	0	5	5	2	5	0	0	5	0	13	2.2

MOULTRIE, ARNETT

Mississippi State | #5 | HT: 6-10 | WT: 245

Birthdate: Nov. 18, 1990 | Drafted: 2012, 1st round (27th overall) by Miami

	G	GS	MIN	FG	FGA	PCT	FT	FTA	PCT	OFF	DEF	TOT	A	PF	D	ST	TO	BS	PTS	AVG
2012-13	47	0	542	78	134	.582	18	28	.643	76	69	145	10	43	0	17	19	10	174	3.7
2013-14	12	2	187	16	38	.421	4	5	.800	11	24	35	2	22	0	8	7	4	36	3.0
TOTALS	**59**	**2**	**729**	**94**	**172**	**.547**	**22**	**33**	**.667**	**87**	**93**	**180**	**12**	**65**	**0**	**25**	**26**	**14**	**210**	**3.6**

MOSS, PERRY

Northeastern | #9 | HT: 6-2 | WT: 185

Birthdate: Nov. 11, 1958 | Drafted: 1982, 3rd round (69th overall) by Boston

	G	GS	MIN	FG	FGA	PCT	FT	FTA	PCT	OFF	DEF	TOT	A	PF	D	ST	TO	BS	PTS	AVG
1985-86	60	0	852	95	239	.397	54	74	.730	25	65	90	89	106	0	50	61	12	249	4.2

3-PT.FG: 1985-86, 5-25 (.200)

PLAYOFFS

	G	GS	MIN	FG	FGA	PCT	FT	FTA	PCT	OFF	DEF	TOT	A	PF	D	ST	TO	BS	PTS	AVG
1985-86	7	—	28	2	8	.258	1	1	1.000	0	3	3	2	6	0	0	4	1	5	0.7

3-PT.FG: 1985-86, 0-1 (.000)

MULLENS, BYRON

Ohio State | #30 | HT: 7-0 | WT: 275

Birthdate: Feb. 14, 1989 | Drafted: 2009, 1st round (24th overall) by Dallas

	G	GS	MIN	FG	FGA	PCT	FT	FTA	PCT	OFF	DEF	TOT	A	PF	D	ST	TO	BS	PTS	AVG
2013-14	18	0	247	47	101	.465	8	14	.571	17	43	60	8	31	0	9	14	8	122	6.8

3-PT. FG: 2013-14, 20-50 (.400)

MUTOMBO, DIKEMBE

Georgetown | #55 | HT: 7-2 | WT: 265

Birthdate: June 25, 1966 | Drafted: 1991, 1st round (4th overall) by Denver

	G	GS	MIN	FG	FGA	PCT	FT	FTA	PCT	OFF	DEF	TOT	A	PF	D	ST	TO	BS	PTS	AVG
2000-01	26	26	875	100	202	.495	104	137	.759	119	203	322	22	65	0	9	52	66	304	11.7
2001-02	80	80	2907	321	641	.501	278	364	.764	254	609	863	83	242	2	29	156	190	920	11.5
TOTALS	**106**	**106**	**3782**	**421**	**843**	**.499**	**382**	**501**	**.762**	**373**	**812**	**1185**	**105**	**307**	**2**	**38**	**208**	**256**	**1224**	**11.5**

PLAYOFFS

	G	GS	MIN	FG	FGA	PCT	FT	FTA	PCT	OFF	DEF	TOT	A	PF	D	ST	TO	BS	PTS	AVG
2000-01	23	23	981	102	208	.490	115	148	.777	113	203	316	17	56	1	15	36	72	319	13.9
2001-02	5	5	173	14	31	.452	16	26	.615	14	39	53	3	16	0	2	11	9	44	8.8
TOTALS	**28**	**28**	**1154**	**116**	**239**	**.485**	**131**	**174**	**.753**	**127**	**242**	**369**	**20**	**72**	**1**	**17**	**47**	**81**	**363**	**12.9**

ALL STAR GAME

	G	GS	MIN	FG	FGA	PCT	FT	FTA	PCT	OFF	DEF	TOT	A	PF	D	ST	TO	BS	PTS	AVG
2002	1	0	21	3	5	.600	2	2	1.000	6	4	10	0	0	0	0	2	1	8	8.0

MYERS, PETE

Arkansas Little Rock | #8 | HT: 6-6 | WT: 180

ALL-TIME ROSTER

Birthdate: Sept 15, 1963 — Drafted: 1986, 6th round (120th overall) by Chicago

	G	GS	MIN	FG	FGA	PCT	FT	FTA	PCT	OFF	DEF	TOT	A	PF	D	ST	TO	BS	PTS	AVG
1988-89	4	0	40	6	12	.500	2	4	.500	3	7	10	2	3	0	3	4	0	14	3.5

NAILON, LEE

TCU — #54 — HT: 6-9 — WT: 238

Birthdate: Nov. 22, 1975 — Drafted: 1999(43rd overall) by Charlotte

	G	GS	MIN	FG	FGA	PCT	FT	FTA	PCT	OFF	DEF	TOT	A	PF	D	ST	TO	BS	PTS	AVG
2005-06	22	0	237	40	80	.500	13	15	.867	23	19	42	7	32	0	8	10	4	93	4.2

NEAL, JIM

Wofford — HT: 6-11 — WT: 235

Birthdate: May 21, 1930 — Drafted: 1953, by Syracuse

	G	GS	MIN	FG	FGA	PCT	FT	FTA	PCT	OFF	DEF	TOT	A	PF	D	ST	TO	BS	PTS	AVG
1953-54	67	—	899	117	369	.317	78	132	.591	—	—	257	24	139	0	—	—	—	312	4.7

PLAYOFFS

	G	GS	MIN	FG	FGA	PCT	FT	FTA	PCT	OFF	DEF	TOT	A	PF	D	ST	TO	BS	PTS	AVG
1953-54	11	—	100	13	35	.371	5	13	.385	—	—	27	2	14	0	—	—	—	31	2.8

NEUMANN, PAUL

Stanford — #5 — HT: 6-1 — WT: 175

Birthdate: Jan. 30, 1938 — Drafted: 1959, 4th round (27th overall) by Syracuse

	G	GS	MIN	FG	FGA	PCT	FT	FTA	PCT	OFF	DEF	TOT	A	PF	D	ST	TO	BS	PTS	AVG
1961-62	77	—	1265	172	401	.429	133	172	.773	—	—	194	176	203	3	—	—	—	477	6.2
1962-63	80	—	1581	237	503	.471	181	222	.815	—	—	200	227	221	5	—	—	—	655	8.2
1963-64	74	—	1973	324	732	.443	210	266	.789	—	—	246	291	211	1	—	—	—	858	11.6
1964-65	40	—	1100	213	434	.491	148	184	.804	—	—	102	139	119	1	—	—	—	574	14.4
TOTALS	**271**	**—**	**5919**	**946**	**2070**	**.457**	**672**	**844**	**.796**	**—**	**—**	**742**	**833**	**754**	**10**	**—**	**—**	**—**	**2564**	**9.5**

PLAYOFFS

	G	GS	MIN	FG	FGA	PCT	FT	FTA	PCT	OFF	DEF	R	A	PF	D	ST	TO	BS	PTS	AVG
1961-62	5	—	124	12	29	.414	4	6	.667	—	—	17	14	13	0	—	—	—	28	5.6
1962-63	4	—	65	8	18	.444	0	1	.000	—	—	14	9	11	0	—	—	—	16	4.0
1963-64	5	—	165	27	59	.458	26	31	.839	—	—	13	25	13	0	—	—	—	80	16.0
TOTALS	**14**	**—**	**354**	**47**	**106**	**.443**	**30**	**38**	**.789**	**—**	**—**	**44**	**48**	**37**	**0**	**—**	**—**	**—**	**124**	**8.9**

NIMPHIUS, KURT

Arizona State — #40 — HT: 6-11 — WT: 225

Birthdate: Mar. 13, 1958 — Drafted: 1980, 3rd round (47th overall) by Denver

	G	GS	MIN	FG	FGA	PCT	FT	FTA	PCT	OFF	DEF	TOT	A	PF	D	ST	TO	BS	PTS	AVG
1989-90	38	1	314	38	91	.418	14	30	.467	22	39	61	6	45	0	4	12	18	90	2.4

3-PT. FG: 1989-90, 0-1 (.000)

PLAYOFFS

	G	GS	MIN	FG	FGA	PCT	FT	FTA	PCT	OFF	DEF	TOT	A	PF	D	ST	TO	BS	PTS	AVG
1989-90	4	—	18	1	7	.143	0	0	---	3	1	4	0	1	0	1	0	1	2	0.5

NOCIONI, ANDRES

Argentina — #5 — HT: 6-7 — WT: 225

Birthdate: Nov., 30, 1979 — Drafted: Undrafted

	G	GS	MIN	FG	FGA	PCT	FT	FTA	PCT	OFF	DEF	TOT	A	PF	D	ST	TO	BS	PTS	AVG
2010-11	54	17	931	118	277	.426	49	61	.803	19	150	169	45	100	1	14	47	15	327	6.1
2011-12	11	1	56	5	20	.250	6	11	.545	1	13	14	1	4	0	1	5	1	17	1.5
TOTALS	**65**	**18**	**987**	**123**	**297**	**.414**	**55**	**72**	**.764**	**20**	**163**	**183**	**46**	**104**	**1**	**15**	**52**	**16**	**344**	**5.3**

3-PT.FG: 2010-11, 42-118 (.356); 2011-12, 1-6 (.167); TOTALS, 43-124 (.347)

PLAYOFFS

	G	GS	MIN	FG	FGA	PCT	FT	FTA	PCT	OFF	DEF	TOT	A	PF	D	ST	TO	BS	PTS	AVG
2010-11	1	0	10	0	3	.000	0	0	---	0	2	2	0	1	0	0	1	0	0	0.0

3-PT. FG: 2010-11, 0-2 (.000)

NOEL, NERLENS

Kentucky — #4 — HT: 6-11 — WT: 228

Birthdate: Apr. 10, 1994 — Drafted: 2013, 1st round (6th overall) by New Orleans

	G	GS	MIN	FG	FGA	PCT	FT	FTA	PCT	OFF	DEF	TOT	A	PF	D	ST	TO	BS	PTS	AVG
2013-14	INACTIVE - LEFT KNEE INJURY																			
2014-15	75	71	2311	302	653	.462	140	230	.609	185	426	611	128	208	2	133	146	142	744	9.9
2015-16	67	62	1965	306	587	.521	134	227	.590	154	388	542	122	192	1	118	158	100	747	11.1
2016-17	29	7	564	107	175	.611	43	63	.683	46	98	144	30	71	1	43	29	26	257	8.9
TOTALS	**171**	**140**	**4840**	**715**	**1415**	**.505**	**317**	**520**	**.610**	**385**	**912**	**1297**	**280**	**471**	**4**	**294**	**333**	**268**	**1748**	**10.2**

3-PT. FG: 2015-16, 1-2 (.500)

NORMAN, CONIEL

Arizona — #22 — HT: 6-3 — WT: 176

Birthdate: Sept. 24, 1953 — Drafted: 1974, 3rd round (37th overall) by 76ers

	G	GS	MIN	FG	FGA	PCT	FT	FTA	PCT	OFF	DEF	TOT	A	PF	D	ST	TO	BS	PTS	AVG
1974-75	12	0	72	23	44	.523	2	3	.667	3	9	12	4	9	0	3	—	1	48	4.0
1975-76	65	1	818	183	422	.434	20	24	.833	51	50	101	66	87	1	28	—	7	386	5.9
TOTALS	**77**	**1**	**890**	**206**	**466**	**.442**	**22**	**27**	**.815**	**54**	**59**	**113**	**70**	**96**	**1**	**31**	**—**	**8**	**434**	**5.6**

PLAYOFFS

	G	GS	MIN	FG	FGA	PCT	FT	FTA	PCT	OFF	DEF	TOT	A	PF	D	ST	TO	BS	PTS	AVG
1975-76	1	—	1	1	1	1.000	0	0	---	0	1	1	0	0	0	0	—	0	2	2.0

NOVAK, MIKE — **Loyola (Chicago)** — **HT: 6-9** — **WT: 220**

Birthdate: Aug. 15, 1978 — **Drafted: N/A**

	G	GS	MIN	FG	FGA	PCT	FT	FTA	PCT	OFF	DEF	TOT	A	PF	D	ST	TO	BS	PTS	AVG
1953-54	5	—	24	0	7	.000	1	2	.500	—	—	2	2	9	0	—	—	—	1	0.2

NUNNALLY, JAMES — **UC Santa Barbara** — **#12** — **HT: 6-7** — **WT: 205**

Birthdate: July 14, 1990 — **Drafted: N/A**

	G	GS	MIN	FG	FGA	PCT	FT	FTA	PCT	OFF	DEF	TOT	A	PF	D	ST	TO	BS	PTS	AVG
2013-14	9	0	111	9	28	.321	3	5	.600	0	11	11	6	9	0	5	3	1	26	2.9

3-PT. FG: 2013-14, 5-15 (.333)

OGDEN, BUD — **Santa Clara** — **#28** — **HT: 6-6** — **WT: 215**

Birthdate: Dec. 29, 1946 — **Drafted: 1969, 1st round (13th overall) by 76ers**

	G	GS	MIN	FG	FGA	PCT	FT	FTA	PCT	OFF	DEF	TOT	A	PF	D	ST	TO	BS	PTS	AVG
1969-70	47	—	357	82	172	.427	27	39	.692	—	—	86	31	62	2	—	—	—	191	4.1
1970-71	27	—	133	24	66	.364	18	26	.692	—	—	20	17	21	0	—	—	—	66	2.4
TOTALS	**74**	**—**	**490**	**106**	**238**	**.445**	**45**	**65**	**.692**	**—**	**—**	**106**	**48**	**83**	**2**	**—**	**—**	**—**	**257**	**3.5**

PLAYOFFS

	G	GS	MIN	FG	FGA	PCT	FT	FTA	PCT	OFF	DEF	TOT	A	PF	D	ST	TO	BS	PTS	AVG
1969-70	1	—	12	5	9	.556	2	4	.500	—	—	1	6	0	0	—	—	—	12	12.0

OLIVER, BRIAN — **Georgia Tech** — **#31** — **HT: 6-4** — **WT: 210**

Birthdate: June 1, 1968 — **Drafted: 1990, 2nd round (32nd overall) by 76ers**

	G	GS	MIN	FG	FGA	PCT	FT	FTA	PCT	OFF	DEF	TOT	A	PF	D	ST	TO	BS	PTS	AVG
1990-91	73	4	800	111	272	.408	52	71	.732	18	62	80	88	76	0	34	50	4	279	3.8
1991-92	34	0	279	33	100	.330	15	22	.682	10	20	30	20	33	0	10	24	2	81	2.4
TOTALS	**107**	**4**	**1079**	**144**	**372**	**.387**	**67**	**93**	**.720**	**28**	**82**	**110**	**108**	**109**	**0**	**44**	**74**	**6**	**360**	**3.4**

3-PT. FG: 1990-91, 5-18 (.278); 1991-92, 0-4 (.000); TOTALS, 5-22 (.227)

PLAYOFFS

	G	GS	MIN	FG	FGA	PCT	FT	FTA	PCT	OFF	DEF	TOT	A	PF	D	ST	TO	BS	PTS	AVG
1990-91	4	—	15	2	6	.333	2	2	1.000	0	0	0	1	4	0	1	0	0	6	1.5

OKAFOR, JAHLIL — **Duke** — **#8** — **HT: 6-11** — **WT: 275**

Birthdate: Dec. 15, 1995 — **Drafted: 2015, 1st round (3rd overall) by 76ers**

	G	GS	MIN	FG	FGA	PCT	FT	FTA	PCT	OFF	DEF	TOT	A	PF	D	ST	TO	BS	PTS	AVG
2015-16	53	48	1591	397	781	.508	133	194	.686	122	251	373	65	140	1	22	124	61	928	17.5
2016-17	50	33	1134	242	471	.514	106	158	.671	81	159	240	58	122	1	20	91	49	590	11.8
2017-18	2	0	25	4	9	.444	2	4	.500	4	5	9	1	7	0	0	3	2	10	5
TOTALS	**105**	**81**	**2750**	**643**	**1261**	**.510**	**241**	**356**	**.677**	**207**	**415**	**622**	**124**	**269**	**2**	**42**	**218**	**112**	**1528**	**14.6**

3-PT FG: 2015-16, 1-6 (.167); 2016-17, 0-0 (.000); 2017-18, 0-0 (.000); TOTALS, 1-6 (.167)

OLLIE, KEVIN — **Connecticut** — **#5, 12** — **HT: 6-2** — **WT: 195**

Birthdate: Dec. 27, 1972 — **Drafted: Undrafted**

	G	GS	MIN	FG	FGA	PCT	FT	FTA	PCT	OFF	DEF	TOT	A	PF	D	ST	TO	BS	PTS	AVG
1999-00	40	0	290	22	49	.449	28	37	.757	4	27	31	46	27	0	10	10	0	72	1.8
2000-01	51	4	764	71	165	.430	51	70	.729	13	59	72	121	70	0	25	40	1	194	3.8
2004-05	26	0	158	11	31	.355	6	9	.667	3	16	19	19	16	0	5	6	0	28	1.1
2005-06	70	23	1069	75	174	.431	41	49	.837	13	85	98	101	103	1	33	29	3	192	2.7
2006-07	53	23	919	81	187	.433	37	45	.822	8	66	74	130	76	0	21	47	1	199	3.8
2007-08	40	0	300	29	69	.420	12	15	.800	4	15	19	38	28	0	10	5	0	70	1.8
TOTALS	**280**	**50**	**3500**	**289**	**675**	**.428**	**175**	**225**	**.778**	**45**	**268**	**313**	**455**	**320**	**1**	**104**	**137**	**5**	**755**	**2.7**

3-PT. FG: 2000-01, 1-3 (.333); 2005-06, 1-3 (.333); 2006-07, 0-2 (.000); 2007-08, 0-1 (.000); TOTALS, 2-9 (.222)

PLAYOFFS

	G	GS	MIN	FG	FGA	PCT	FT	FTA	PCT	OFF	DEF	TOT	A	PF	D	ST	TO	BS	PTS	AVG
1999-00	10	—	65	6	12	.500	8	9	.889	0	5	5	12	5	0	2	3	0	20	2.0
2000-01	23	—	123	10	27	.370	13	14	.929	2	7	9	23	12	0	0	8	0	33	1.4
2004-05	0	0	0	0	0	—	0	0	—	0	0	0	0	0	0	0	0	0	0	0.0
2007-08	3	0	19	1	4	.250	2	2	1.000	0	1	1	3	1	0	2	0	0	3	1.3
TOTALS	**33**	**0**	**188**	**16**	**39**	**.870**	**21**	**23**	**.913**	**2**	**12**	**14**	**35**	**17**	**0**	**2**	**11**	**0**	**53**	**1.6**

ORTON, DANIEL — **Kentucky** — **#33** — **HT: 6-10** — **WT: 255**

Birthdate: Aug. 6, 1990 — **Drafted: 2010, 1st round (29th overall) by Orlando**

	G	GS	MIN	FG	FGA	PCT	FT	FTA	PCT	OFF	DEF	TOT	A	PF	D	ST	TO	BS	PTS	AVG
2013-14	22	4	251	21	47	.447	23	30	.767	16	45	61	15	38	0	6	18	16	65	3.0

OSBORNE, CHUCK — **Western Kentucky** — **HT: 6-6** — **WT: 210**

Birthdate: Jan. 21, 1939 — **Drafted: N/A**

ALL-TIME ROSTER

	G	GS	MIN	FG	FGA	PCT	FT	FTA	PCT	OFF	DEF	TOT	A	PF	D	ST	TO	BS	PTS	AVG
1961-62	4	—	21	1	8	.125	3	4	.750	—	—	9	1	3	0	—	—	—	5	1.3

OSTERKON, WALLY — **Illinois** — **#8** — **HT: 6-5** — **WT: 215**

Birthdate: July 6, 1928 — **Drafted: N/A**

	G	GS	MIN	FG	FGA	PCT	FT	FTA	PCT	OFF	DEF	TOT	A	PF	D	ST	TO	BS	PTS	AVG
1951-52	66	—	1721	145	413	.351	199	335	.594	—	—	444	117	226	8	—	—	—	489	7.4
1952-53	49	—	1016	85	262	.324	106	168	.631	—	—	217	61	129	2	—	—	—	276	5.6
1953-54	70	—	2164	203	586	.346	209	361	.579	—	—	487	151	209	1	—	—	—	615	8.8
1954-55	19	—	286	20	97	.206	16	32	.500	—	—	70	17	32	0	—	—	—	56	2.9
TOTALS	**204**	**—**	**5187**	**453**	**1358**	**.334**	**530**	**896**	**.592**	**—**	**—**	**1218**	**346**	**596**	**11**	**—**	**—**	**—**	**1436**	**7.0**

PLAYOFFS

	G	GS	MIN	FG	FGA	PCT	FT	FTA	PCT	OFF	DEF	TOT	A	PF	D	ST	TO	BS	PTS	AVG
1951-52	7	—	249	23	67	.343	28	47	.596	—	—	57	20	32	1	—	—	—	74	10.6
1952-53	2	—	42	4	9	.444	1	3	.333	—	—	4	2	11	1	—	—	—	9	4.5
1953-54	13	—	542	45	122	.369	50	90	.556	—	—	125	37	40	1	—	—	—	140	10.8
1954-55	11	—	75	11	34	.324	13	17	.765	—	—	21	11	14	0	—	—	—	35	3.2
TOTALS	**33**	**—**	**908**	**83**	**232**	**.358**	**92**	**157**	**.586**	**—**	**—**	**207**	**70**	**97**	**3**	**—**	**—**	**—**	**258**	**7.8**

OVERTON, DOUG — **La Salle** — **#11** — **HT: 6-3** — **WT: 190**

Birthdate: Aug. 3, 1969 — **Drafted: 1991, 2nd round (40th overall) by Detroit**

	G	GS	MIN	FG	FGA	PCT	FT	FTA	PCT	OFF	DEF	TOT	A	PF	D	ST	TO	BS	PTS	AVG
1996-97	61	4	634	81	190	.426	45	48	.938	18	50	68	101	44	0	142	39	0	217	3.6
1997-98	23	2	277	24	63	.381	14	16	.875	2	12	14	37	34	0	8	23	1	62	2.7
1998-99	10	0	37	5	15	.333	0	0	.000	0	2	2	4	2	0	1	2	0	10	1.0
TOTALS	**94**	**6**	**948**	**110**	**268**	**.410**	**59**	**64**	**.922**	**20**	**64**	**84**	**142**	**80**	**0**	**151**	**64**	**1**	**289**	**3.1**

3-PT. FG: 1996-97, 10-40 (.250); 1997-98, 0-3 (.000); 1998-99, 0-1 (.000); TOTALS, 10-44 (.228)

OWENS, BILLY — **Syracuse** — **#30** — **HT: 6-9** — **WT: 225**

Birthdate: May 1, 1969 — **Drafted: 1991, 1st round (3rd overall) by Sacramento**

	G	GS	MIN	FG	FGA	PCT	FT	FTA	PCT	OFF	DEF	TOT	A	PF	D	ST	TO	BS	PTS	AVG
1999-00	46	7	919	112	258	.434	38	64	.594	63	129	192	59	119	1	26	61	16	271	5.9

3-PT. FG: 1999-00, 9-27 (.333)

PALAZZI, TOGO — **Holy Cross** — **HT: 6-4** — **WT: 205**

Birthdate: Aug. 8, 1932 — **Drafted: N/A**

	G	GS	MIN	FG	FGA	PCT	FT	FTA	PCT	OFF	DEF	TOT	A	PF	D	ST	TO	BS	PTS	AVG
1956-57*	63	—	1013	210	571	.368	136	175	.777	—	—	262	49	117	0	—	—	—	556	8.8
1957-58	67		1001	228	579	.394	123	171	.719	—	—	243	42	125	5	—	—	—	579	8.6
1958-59	71	—	1053	240	612	.392	115	158	.728	—	—	266	67	174	0	—	—	—	595	8.4
1959-60	7	—	70	13	41	.317	4	8	.500	—	—	14	3	7	1	—	—	—	30	4.3
TOTALS	**208**	**—**	**3137**	**691**	**1803**	**.383**	**378**	**512**	**.738**	**—**	**—**	**785**	**161**	**423**	**6**	**—**	**—**	**—**	**1760**	**8.5**

PLAYOFFS

	G	GS	MIN	FG	FGA	PCT	FT	FTA	PCT	OFF	DEF	TOT	A	PF	D	ST	TO	BS	PTS	AVG
1956-57	5	—	87	19	49	.388	7	9	.778	—	—	18	5	11	0	—	—	—	45	9.0
1957-58	3	—	25	3	14	.214	3	6	.500	—	—	4	0	4	0	—	—	—	9	3.0
1958-59	8	—	67	13	44	.295	10	14	.714	—	—	21	6	10	0	—	—	—	36	4.5
TOTALS	**16**	**—**	**179**	**35**	**107**	**.327**	**20**	**29**	**.690**	**—**	**—**	**43**	**11**	**25**	**0**	**—**	**—**	**—**	**90**	**5.6**

PARGO, JEREMY — **Gonzaga** — **#0** — **HT: 6-2** — **WT: 219**

Birthdate: Mar. 17, 1986 — **Drafted: Undrafted**

	G	GS	MIN	FG	FGA	PCT	FT	FTA	PCT	OFF	DEF	TOT	A	PF	D	ST	TO	BS	PTS	AVG
2012-13	14	0	208	24	63	.381	14	21	.667	1	16	17	28	14	0	1	13	0	69	4.9

3-PT. FG: 2012-13, 7-17 (.412)

PARKER, ANTHONY — **Bradley** — **#12** — **HT: 6-6** — **WT: 215**

Birthdate: June 19, 1975 — **Drafted: 1997, 1st round (21st overall) by New Jersey**

	G	GS	MIN	FG	FGA	PCT	FT	FTA	PCT	OFF	DEF	TOT	A	PF	D	ST	TO	BS	PTS	AVG
1997-98	37	0	196	25	63	.397	13	20	.650	8	18	26	19	17	0	11	11	3	72	1.9
1998-99	2	0	3	1	1	1.000	0	0	---	0	0	0	0	0	0	0	0	0	2	1.0
TOTALS	**39**	**0**	**199**	**26**	**64**	**.406**	**13**	**20**	**.650**	**8**	**18**	**26**	**19**	**17**	**0**	**11**	**11**	**3**	**74**	**1.9**

3-PT. FG 1997-98, 9-28 (.321); 1998-99, 0-0 (---); TOTALS, 9-28 (.321)

PAYNE, KENNY — **Louisville** — **#21** — **HT: 6-8** — **WT: 220**

Birthdate: Nov. 25, 1966 — **Drafted: 1989, 1st round (19th overall) by 76ers**

	G	GS	MIN	FG	FGA	PCT	FT	FTA	PCT	OFF	DEF	TOT	A	PF	D	ST	TO	BS	PTS	AVG
1989-90	35	4	216	47	108	.435	16	18	.889	11	15	26	10	37	0	7	20	6	114	3.3
1990-91	47	6	444	68	189	.360	26	29	.897	17	49	66	16	43	0	10	21	6	166	3.5
1991-92	49	3	353	65	145	.448	9	13	.692	13	41	54	17	34	0	16	19	8	144	2.9
1992-93	13	0	154	38	90	.422	4	4	1.000	4	20	24	18	15	0	5	7	2	84	6.5
TOTALS	**144**	**13**	**1167**	**218**	**532**	**.410**	**55**	**64**	**.859**	**45**	**125**	**170**	**61**	**129**	**0**	**38**	**67**	**22**	**508**	**3.5**

3-PT. FG 1989-90, 4-10 (.400); 1990-91, 4-18 (.222); 1991-92, 5-12 (.417); 1992-93, 4-18 (.222); TOTALS, 17-58 (.293)

PLAYOFFS

	G	GS	MIN	FG	FGA	PCT	FT	FTA	PCT	OFF	DEF	TOT	A	PF	D	ST	TO	BS	PTS	AVG
1989-90	3	—	10	2	5	.400	2	2	1.000	1	1	2	0	3	0	0	1	0	6	2.0

PERRY, TIM — **Temple** — **#23** — **HT: 6-9** — **WT: 220**

Birthdate: June 4, 1965 — **Drafted: 1988, 1st round (7th overall) by Phoenix**

	G	GS	MIN	FG	FGA	PCT	FT	FTA	PCT	OFF	DEF	TOT	A	PF	D	ST	TO	BS	PTS	AVG
1992-93	81	51	2104	287	613	.468	147	207	.710	154	255	409	126	159	0	40	123	91	731	9.0
1993-94	80	68	2336	272	625	.435	102	176	.580	117	287	404	94	154	1	60	80	82	719	9.0
1994-95	42	1	446	27	78	.346	22	40	.550	38	51	89	12	51	0	10	21	15	76	1.8
1995-96	8	0	87	8	18	.444	2	3	.667	6	7	13	2	5	0	2	3	3	19	2.4
TOTALS	**211**	**120**	**4973**	**594**	**1334**	**.445**	**273**	**426**	**.641**	**315**	**600**	**915**	**234**	**369**	**1**	**112**	**227**	**191**	**1545**	**7.3**

3-PT.FG. 1992-93, 10-49 (.526); 1993-94, 73-200 (.365); 1994-95, 0-14 (.000); 1995-96, 1-1 (1.000); TOTALS, 84-264 (.318)

PETERSON, EDWARD — **Cornell** — **HT: 6-9** — **WT: 230**

Birthdate: June 27, 1924 — **Drafted: 1948, by New York**

	G	GS	MIN	FG	FGA	PCT	FT	FTA	PCT	OFF	DEF	TOT	A	PF	D	ST	TO	BS	PTS	AVG
1949-50	62	—	—	167	390	.428	111	185	.600	—	—	—	33	198	—	—	—	—	445	7.2
1950-51*	53	—	—	130	384	.339	99	150	.660	—	—	288	66	188	9	—	—	—	359	6.8
TOTALS	**115**	**—**	**0**	**297**	**774**	**.384**	**210**	**335**	**.627**	**—**	**—**	**288**	**99**	**386**	**9**	**—**	**—**	**—**	**804**	**7.0**

PLAYOFFS

	G	GS	MIN	FG	FGA	PCT	FT	FTA	PCT	OFF	DEF	TOT	A	PF	D	ST	TO	BS	PTS	AVG
1949-59	11	—	—	18	43	.419	8	14	.571	—	—	—	1	33	—	—	—	—	44	4.0

PINCKNEY, ED — **Villanova** — **#54** — **HT: 6-9** — **WT: 240**

Birthdate: Mar. 27, 1963 — **Drafted: 1985, 1st round (10th overall) by Phoenix**

	G	GS	MIN	FG	FGA	PCT	FT	FTA	PCT	OFF	DEF	TOT	A	PF	D	ST	TO	BS	PTS	AVG
1995-96	27	23	679	54	102	.529	42	55	.764	74	102	176	22	55	1	33	23	11	150	5.6

PRESSEY, PHIL — **Missouri** — **#26** — **HT: 5-11** — **WT: 175**

Birthdate: Feb. 17, 1992 — **Drafted: Undrafted**

	G	GS	MIN	FG	FGA	PCT	FT	FTA	PCT	OFF	DEF	TOT	A	PF	D	ST	TO	BS	PTS	AVG
2015-16	14	0	170	21	55	.382	4	13	.308	0	23	23	46	14	0	11	19	1	55	3.9

3-Pt. FG. 4-13 (.308)

PRICE, MIKE — **Illinois** — **#36** — **HT: 6-31⁄2** — **WT: 200**

Birthdate: Sept. 11, 1948 — **Drafted: 1970, 1st round (17th overall) by New York**

	G	GS	MIN	FG	FGA	PCT	FT	FTA	PCT	OFF	DEF	TOT	A	PF	D	ST	TO	BS	PTS	AVG
1972-73	57	5	751	125	301	.415	38	47	.809	—	—	117	71	106	0	—	—	—	288	5.1

PRITCHARD, KEVIN — **Kansas** — **#11** — **HT: 6-3** — **WT: 180**

Birthdate: July 17, 1967 — **Drafted: 1990, 2nd round (34th overall) by Golden St.**

	G	GS	MIN	FG	FGA	PCT	FT	FTA	PCT	OFF	DEF	TOT	A	PF	D	ST	TO	BS	PTS	AVG
1994-95	5	0	36	0	3	.000	1	4	.250	0	1	1	11	3	0	0	5	0	1	0.2

3-PT.FG.: 1994-95, 0-3 (.000)

POYTHRESS, ALEX — **Kentucky** — **#5** — **HT: 6-7** — **WT: 238**

Birthdate: Sept. 6, 1993 — **Drafted: Undrafted**

	G	GS	MIN	FG	FGA	PCT	FT	FTA	PCT	OFF	DEF	TOT	A	PF	D	ST	TO	BS	PTS	AVG
2016-17	6	1	157	25	54	.463	8	10	.800	11	18	29	5	14	0	3	3	2	64	10.7

3-PT.FG.: 2016-17, 6-19 (.316)

PULLEN, JACOB — **Kansas State** — **#00** — **HT: 6-1** — **WT: 200**

Birthdate: Nov. 10, 1989 — **Drafted: Undrafted**

	G	GS	MIN	FG	FGA	PCT	FT	FTA	PCT	OFF	DEF	TOT	A	PF	D	ST	TO	BS	PTS	AVG
2017-18	3	0	6	1	2	.500	0	0	.000	0	0	0	0	0	0	0	1	0	2	0.7

3-PT FG: 2017-18, 0-1 (.000)

RACKLEY, LUTHER — **Xavier (Ohio)** — **#42** — **HT: 6-10** — **WT: 220**

Birthdate: June 11, 1946 — **Drafted: 1969, 3rd round (37th overall) by Cinncinnati**

	G	GS	MIN	FG	FGA	PCT	FT	FTA	PCT	OFF	DEF	TOT	A	PF	D	ST	TO	BS	PTS	AVG
1973-74	9	0	68	5	13	.385	8	11	.727	5	17	22	0	11	0	3	—	4	18	2.0

RAMSEY, CAL — **New York U.** — **HT: 6-4** — **WT: 200**

Birthdate: July 13, 1937 — **Drafted: N/A**

	G	GS	MIN	FG	FGA	PCT	FT	FTA	PCT	OFF	DEF	TOT	A	PF	D	ST	TO	BS	PTS	AVG
1960-61	2	—	27	2	11	.182	2	4	.500	—	—	7	3	7	0	—	—	—	6	3.0

RANDLE, CHASSON — **Stanford** — **#5** — **HT: 6-2** — **WT: 185**

Birthdate: Feb. 5, 1993 — **Drafted: Undrafted**

ALL-TIME ROSTER

	G	GS	MIN	FG	FGA	PCT	FT	FTA	PCT	OFF	DEF	TOT	A	PF	D	ST	TO	BS	PTS	AVG
2016-17	8	0	74	12	26	.462	12	12	1.000	0	5	5	6	11	0	3	3	1	42	5.3

3-PT.FG.: 2016-17, 6-15 (.400)

RANDOLPH, SHAVLIK — **Duke** — **#42** — **HT: 6-10** — **WT: 240**

Birthdate: Nov. 24, 1983 — **Drafted: Undrafted**

	G	GS	MIN	FG	FGA	PCT	FT	FTA	PCT	OFF	DEF	TOT	A	PF	D	ST	TO	BS	PTS	AVG
2005-06	57	1	487	44	97	.454	43	71	.606	55	78	133	19	83	0	19	21	12	131	2.3
2006-07	13	6	179	23	48	.479	12	22	.545	19	35	54	4	23	0	7	9	10	58	4.5
2007-08	9	0	27	4	14	.286	0	0	---	9	2	11	3	5	0	1	2	3	8	0.9
TOTALS	**79**	**7**	**693**	**71**	**159**	**.447**	**55**	**93**	**.591**	**83**	**115**	**198**	**26**	**111**	**0**	**27**	**32**	**25**	**197**	**2.5**

PLAYOFFS

	G	GS	MIN	FG	FGA	PCT	FT	FTA	PCT	OFF	DEF	TOT	A	PF	D	ST	TO	BS	PTS	AVG
2007-08	2	0	4	0	1	.000	3	4	.750	0	0	0	0	0	0	0	0	0	3	1.5

RATKOVICZ, GEORGE — **None** — **HT: 6-7** — **WT: 225**

Birthdate: Nov. 13, 1922 — **Drafted: N/A**

	G	GS	MIN	FG	FGA	PCT	FT	FTA	PCT	OFF	DEF	TOT	A	PF	D	ST	TO	BS	PTS	AVG
1949-50	62	—	—	162	439	.369	211	348	.606	—	—	—	124	201	—	—	—	—	535	8.6
1950-51	66	—	—	264	636	.415	321	439	.731	—	—	547	193	256	11	—	—	—	849	12.9
1951-52	66	—	1356	165	473	.349	163	242	.674	—	—	328	90	235	8	—	—	—	493	7.5
TOTALS	**194**	**—**	**1356**	**591**	**1548**	**.382**	**695**	**1029**	**.675**	**—**	**—**	**875**	**407**	**692**	**19**	**—**	**—**	**—**	**1877**	**9.7**

PLAYOFFS

	G	GS	MIN	FG	FGA	PCT	FT	FTA	PCT	OFF	DEF	TOT	A	PF	D	ST	TO	BS	PTS	AVG
1949-50	11	—	—	47	121	.388	50	73	.685	—	—	—	21	45	—	—	—	—	144	13.1
1950-51	7	—	—	28	59	.475	41	55	.745	—	—	63	14	33	0	—	—	—	97	13.9
1951-52	6	—	59	5	15	.333	8	20	.400	—	—	22	3	16	0	—	—	—	18	3.0
TOTALS	**24**	**—**	**59**	**80**	**195**	**.410**	**99**	**148**	**.669**	**—**	**—**	**85**	**38**	**94**	**0**	**—**	**—**	**—**	**259**	**10.8**

RATLIFF, THEO — **Wyoming** — **#42/50** — **HT: 6-10** — **WT: 225**

Birthdate: Apr. 17, 1973 — **Drafted: 1995, 1st round (18th overall) by Detroit**

	G	GS	MIN	FG	FGA	PCT	FT	FTA	PCT	OFF	DEF	TOT	A	PF	D	ST	TO	BS	PTS	AVG
1997-98	58	55	1861	249	486	.512	154	218	.706	175	251	426	42	209	6	38	82	203	652	11.2
1998-99	50	50	1627	197	419	.470	166	229	.725	139	268	407	30	180	8	45	92	149	560	11.2
1999-00	57	56	1795	247	491	.503	182	236	.771	140	295	435	36	185	4	32	108	171	676	11.9
2000-01	50	50	1800	228	457	.499	165	217	.760	125	288	413	58	165	3	30	126	187	621	12.4
2008-09	46	0	579	34	64	.531	21	35	.600	46	82	128	9	77	0	17	14	47	89	1.9
TOTALS	**261**	**211**	**7662**	**955**	**1917**	**.498**	**688**	**935**	**.736**	**625**	**1184**	**1809**	**175**	**816**	**21**	**162**	**422**	**757**	**2598**	**10.0**

PLAYOFFS

	G	GS	MIN	FG	FGA	PCT	FT	FTA	PCT	OFF	DEF	TOT	A	PF	D	ST	TO	BS	PTS	AVG
1998-99	7	7	204	20	43	.465	11	19	.579	23	28	51	6	19	0	5	7	18	51	7.3
1999-00	10	10	374	48	101	.475	34	47	.723	28	51	79	9	35	1	10	17	30	130	13.0
2008-09	6	0	94	9	11	.818	2	4	.500	6	17	23	0	24	0	1	4	4	20	3.3
TOTALS	**23**	**17**	**672**	**77**	**155**	**.497**	**47**	**70**	**.671**	**57**	**96**	**152**	**15**	**78**	**1**	**16**	**28**	**52**	**201**	**8.7**

ALL-STAR GAME

	G	GS	MIN	FG	FGA	PCT	FT	FTA	PCT	OFF	DEF	TOT	A	PF	D	ST	TO	BS	PTS	AVG
2001	SELECTED BUT DID NOT PLAY DUE TO INJURY																			

RAUTINS, LEO — **Syracuse** — **#11** — **HT: 6-8** — **WT: 215**

Birthdate: Mar. 20, 1960 — **Drafted: 1983, 1st round (17th overall) by 76ers**

	G	GS	MIN	FG	FGA	PCT	FT	FTA	PCT	OFF	DEF	TOT	A	PF	D	ST	TO	BS	PTS	AVG
1983-84	28	3	196	21	58	.362	6	10	.600	9	24	33	29	31	0	9	19	2	48	1.7

PLAYOFFS

	G	GS	MIN	FG	FGA	PCT	FT	FTA	PCT	OFF	DEF	TOT	A	PF	D	ST	TO	BS	PTS	AVG
1983-84	3	0	5	1	3	.333	0	0	---	2	0	2	1	2	0	1	0	0	3	1.0

RAY, JIM — **Toledo** — **HT: 6-1** — **WT: 180**

Birthdate: Jan. 12, 1934 — **Drafted: N/A**

	G	GS	MIN	FG	FGA	PCT	FT	FTA	PCT	OFF	DEF	TOT	A	PF	D	ST	TO	BS	PTS	AVG
1956-57	4	—	43	2	11	.182	3	5	.600	—	—	5	3	4	0	—	—	—	7	1.8
1959-60	4	—	21	1	6	.167	0	0	---	—	—	0	2	3	0	—	—	—	2	0.5
TOTALS	**8**	**—**	**64**	**3**	**17**	**.176**	**3**	**5**	**.600**	**—**	**—**	**5**	**5**	**7**	**0**	**—**	**—**	**—**	**9**	**1.1**

RAYMOND, CRAIG — **Brigham Young** — **#20** — **HT: 6-11** — **WT: 240**

Birthdate: Apr. 5, 1945 — **Drafted: 1967, 1st round (12th overall) by 76ers**

	G	GS	MIN	FG	FGA	PCT	FT	FTA	PCT	OFF	DEF	TOT	A	PF	D	ST	TO	BS	PTS	AVG
1968-69	27	0	177	22	64	.344	11	17	.647	—	—	68	8	46	2	—	—	—	55	2.0

REDMOND, MARLON — **San Francisco** — **#4** — **HT: 6-6** — **WT: 200**

Birthdate: Apr. 15, 1955 — Drafted: 1977, 3rd round (60th overall) by Golden St.

	G	GS	MIN	FG	FGA	PCT	FT	FTA	PCT	OFF	DEF	TOT	A	PF	D	ST	TO	BS	PTS	AVG
1978-79	4	0	23	1	12	.083	0	0	---	0	1	1	1	3	0	0	1	0	2	0.5

REDICK, JJ

Duke — #17 — HT: 6-4 — WT: 190

Birthdate: June 24, 1984 — Drafted: 2006, 1st round (11th overall) by Orlando

	G	GS	MIN	FG	FGA	PCT	FT	FTA	PCT	OFF	DEF	TOT	A	PF	D	ST	TO	BS	PTS	AVG
2017-18	70	70	2116	404	879	.460	197	218	.904	9	169	178	210	123	0	35	103	6	1198	17.1

3-PT FG: 2017-18, 193-460 (.420)

PLAYOFFS

	G	GS	MIN	FG	FGA	PCT	FT	FTA	PCT	OFF	DEF	TOT	A	PF	D	ST	TO	BS	PTS	AVG
2017-18	10	10	342	60	135	0.444	36	42	0.857	3	12	15	26	21	0	8	11	1	182	18.2

3-PT FG:2017-18, 26-75 (.347)

REID, JIM

Winston Salem — #12 — HT: 6-6 — WT: 210

Birthdate: Aug. 3, 1945 — Drafted: 1967, 5th round (53rd overall) by 76ers

	G	GS	MIN	FG	FGA	PCT	FT	FTA	PCT	OFF	DEF	TOT	A	PF	D	ST	TO	BS	PTS	AVG
1967-68	6	—	52	10	20	.500	1	5	.200	—	—	11	3	6	0	—	—	—	21	3.5

REID, ROBERT

St. Mary's (TX) — #50 — HT: 6-8 — WT: 210

Birthdate: Aug. 30, 1955 — Drafted: 1977, 2nd round (40th overall) by Houston

	G	GS	MIN	FG	FGA	PCT	FT	FTA	PCT	OFF	DEF	TOT	A	PF	D	ST	TO	BS	PTS	AVG
1990-91	3	0	37	2	14	.143	0	0	---	2	7	9	4	3	0	1	3	3	4	1.3

PLAYOFFS

	G	GS	MIN	FG	FGA	PCT	FT	FTA	PCT	OFF	DEF	TOT	A	PF	D	ST	TO	BS	PTS	AVG
1990-91	7	—	41	5	10	.500	0	0	---	1	8	9	2	8	0	1	2	0	10	1.4

3-PT. FG: 1990-91, 0-1 (.000)

RENTZIAS, EFTHIMIOS

F.C. Barcelona — #14 — HT: 6-11 — WT: 250

Birthdate: Jan. 11, 1976 — Drafted: 1996, 1st round (23rd overall) by Denver

	G	GS	MIN	FG	FGA	PCT	FT	FTA	PCT	OFF	DEF	TOT	A	PF	D	ST	TO	BS	PTS	AVG
2002-03	35	0	143	20	59	.339	8	9	.889	10	16	26	7	21	0	6	4	2	52	1.5

3-PT. FG: 2002-03, 4-8 (.500)

PLAYOFFS

	G	GS	MIN	FG	FGA	PCT	FT	FTA	PCT	OFF	DEF	TOT	A	PF	D	ST	TO	BS	PTS	AVG
2002-03	ON PLAYOFF ROSTER BUT DID NOT PLAY.																			

RICHARDSON, CLINT

Seattle — #4 — HT: 6-3 — WT: 195

Birthdate: Aug. 6, 1956 — Drafted: 1979, 2nd round (36th overall) by 76ers

	G	GS	MIN	FG	FGA	PCT	FT	FTA	PCT	OFF	DEF	TOT	A	PF	D	ST	TO	BS	PTS	AVG
1979-80	52	34	988	159	348	.457	28	45	.622	55	68	123	107	97	0	24	64	15	347	6.7
1980-81	77	1	1313	227	464	.489	84	108	.778	83	93	176	152	102	0	36	110	10	538	7.0
1981-82	77	0	1040	140	310	.452	69	88	.784	55	63	118	109	109	0	36	79	9	351	4.6
1982-83	77	1	1755	259	559	.463	71	111	.640	98	149	247	168	164	0	71	99	18	589	7.6
1983-84	69	12	1571	221	473	.467	79	103	.767	62	103	165	155	145	0	49	100	23	521	7.6
1984-85	74	20	1531	183	404	.453	76	89	.854	60	95	155	157	143	0	37	78	15	443	6.0
TOTALS	**426**	**68**	**8198**	**1189**	**2558**	**.465**	**407**	**544**	**.748**	**413**	**571**	**984**	**848**	**760**	**0**	**253**	**530**	**90**	**2789**	**6.5**

3-PT. FG: 1979-80, 1-3 (.333); 1980-81, 0-1 (.000); 1981-82, 2-2 (1.000); 1982-83, 0-6 (.000); 1983-84, 0-4 (.000); 1984-85, 1-3 (.333); TOTALS, 4-19 (.211)

PLAYOFFS

	G	GS	MIN	FG	FGA	PCT	FT	FTA	PCT	OFF	DEF	TOT	A	PF	D	ST	TO	BS	PTS	AVG
1979-80	3	—	3	1	3	.333	0	0	---	0	0	0	0	0	0	1	1	0	2	0.7
1980-81	13	—	181	20	38	.526	9	17	.529	9	12	21	12	15	0	6	8	3	49	3.8
1981-82	21	—	415	47	104	.452	17	30	.567	29	40	69	40	48	0	13	21	5	111	5.3
1982-83	13	—	319	37	83	.446	14	17	.824	14	25	39	23	37	0	15	14	3	88	6.8
1983-84	5	—	115	13	23	.565	11	12	.917	4	12	16	10	17	0	3	4	1	37	7.4
1984-85	13	—	281	53	94	.564	9	10	.900	14	24	38	27	23	0	10	17	2	115	8.8
TOTALS	**68**	**—**	**1314**	**171**	**345**	**.496**	**60**	**86**	**.698**	**70**	**113**	**183**	**112**	**140**	**0**	**48**	**65**	**14**	**402**	**5.9**

3-PT. FG: 1979-80, 0-2 (.000)

RICHARDSON, JASON

Michigan State — #23 — HT: 6-6 — WT: 220

Birthdate: Jan. 20, 1981 — Drafted: 2001, 1st round (5th overall) by Golden State

	G	GS	MIN	FG	FGA	PCT	FT	FTA	PCT	OFF	DEF	TOT	A	PF	D	ST	TO	BS	PTS	AVG
2012-13	33	33	936	135	336	.402	20	33	.606	19	108	127	51	57	0	40	26	15	347	10.5
2013-14	INACTIVE - COACH'S DECISION																			
2014-15	19	15	416	62	178	.348	17	22	.773	13	53	66	38	28	0	13	16	3	172	9.1
TOTALS	**33**	**33**	**936**	**135**	**336**	**.402**	**20**	**33**	**.606**	**19**	**108**	**127**	**51**	**57**	**0**	**40**	**26**	**15**	**347**	**10.5**

3-PT FG: 2012-13, 57-167 (.341); 2014-15, 31-96 (.348); TOTALS, 88-263 (.335)

ROBERTS, JOE

Ohio State — HT: 6-6 — WT: 215

ALL-TIME ROSTER

Birthdate: May 18, 1936 Drafted: N/A

	G	GS	MIN	FG	FGA	PCT	FT	FTA	PCT	OFF	DEF	TOT	A	PF	D	ST	TO	BS	PTS	AVG
1960-61	68	—	800	130	351	.370	62	104	.596	—	—	243	43	125	0	—	—	—	322	4.7
1961-62	80	—	1642	243	619	.393	129	194	.665	—	—	538	50	230	4	—	—	—	615	7.7
1962-63	33	—	466	73	196	.372	35	51	.686	—	—	155	16	66	1	—	—	—	181	5.5
TOTALS	**181**	**—**	**2908**	**446**	**1166**	**.383**	**226**	**349**	**.648**	**—**	**—**	**936**	**109**	**421**	**5**	**—**	**—**	**—**	**1118**	**6.2**

PLAYOFFS

	G	GS	MIN	FG	FGA	PCT	FT	FTA	PCT	OFF	DEF	TOT	A	PF	D	ST	TO	BS	PTS	AVG
1960-61	5	—	20	3	10	.300	0	0	---	—	—	4	0	3	0	—	—	—	6	1.2
1961-62	4	—	64	8	22	.364	10	14	.714	—	—	28	0	9	0	—	—	—	26	6.5
TOTALS	**9**	**0**	**84**	**11**	**32**	**.344**	**10**	**14**	**.714**	**—**	**—**	**32**	**0**	**12**	**0**	**—**	**—**	**—**	**32**	**3.6**

ROBERTS, STANLEY LSU #53 HT: 7-0 WT: 290

Birthdate: Feb. 7, 1970 Drafted: 1991, 1st round (23rd overall) by Orlando

	G	GS	MIN	FG	FGA	PCT	FT	FTA	PCT	OFF	DEF	TOT	A	PF	D	ST	TO	BS	PTS	AVG
1999-00	5	1	51	5	16	.313	0	3	.000	6	9	15	3	15	0	1	2	1	10	2.0

ROBINSON, CLIFF USC #4 HT: 6-9 WT: 240

Birthdate: Mar. 13, 1960 Drafted: 1979, 1st round (11th overall) by New Jersey

	G	GS	MIN	FG	FGA	PCT	FT	FTA	PCT	OFF	DEF	TOT	A	PF	D	ST	TO	BS	PTS	AVG
1986-87	55	30	1586	338	729	.464	139	184	.755	86	221	307	89	150	1	86	123	30	815	14.8
1987-88	62	51	2110	483	1041	.464	210	293	.717	116	289	405	131	192	4	79	161	39	1178	19.0
1988-89	14	13	416	90	187	.481	32	44	.727	19	56	75	32	37	0	17	34	2	212	15.1
TOTALS	**131**	**94**	**4112**	**911**	**1957**	**.466**	**381**	**521**	**.731**	**221**	**566**	**787**	**252**	**379**	**5**	**182**	**318**	**71**	**2205**	**16.8**

3-PT. FG: 1986-87, 0-4 (.000); 1987-88, 2-9 (.222); 1988-89, 0-1 (.000); TOTALS, 2-14 (.143)

PLAYOFFS

	G	GS	MIN	FG	FGA	PCT	FT	FTA	PCT	OFF	DEF	TOT	A	PF	D	ST	TO	BS	PTS	AVG
1986-87	5	—	138	30	61	.492	13	15	.867	10	33	43	6	15	0	3	8	7	73	14.6

ROBINSON, GLENN Purdue #31 HT: 6-7 WT: 240

Birthdate: Jan. 10, 1973 Drafted: 1994, 1st round (1st overall) by Milwaukee

	G	GS	MIN	FG	FGA	PCT	FT	FTA	PCT	OFF	DEF	TOT	A	PF	D	ST	TO	BS	PTS	AVG
2003-04	42	42	1336	275	614	.448	114	137	.832	46	143	189	57	96	1	42	106	9	698	16.6

3-PT FG: 2003-04, 34-100 (.340)

ROBINSON III, GLENN Michigan #1 HT: 6-7 WT: 222

Birthdate: Jan. 8, 1994 Drafted: 2014, 2nd round (40th overall) by Minnesota

	G	GS	MIN	FG	FGA	PCT	FT	FTA	PCT	OFF	DEF	TOT	A	PF	D	ST	TO	BS	PTS	AVG
2014-15	10	1	153	18	43	.419	4	8	.500	11	14	25	8	10	0	3	8	1	44	4.4

3-PT. FG: 2014-15, 4-13 (.308)

ROBINSON, THOMAS Kansas #41 HT: 6-10 WT: 237

Birthdate: Mar. 17, 1991 Drafted: 2012, 1st round (5th overall) by Sacramento

	G	GS	MIN	FG	FGA	PCT	FT	FTA	PCT	OFF	DEF	TOT	A	PF	D	ST	TO	BS	PTS	AVG
2014-15	22	0	407	79	169	.467	35	58	.603	62	108	170	24	50	0	16	26	9	193	8.8

3-PT. FG: 2014-15, 0-2 (.000)

ROCHA, RED Hawaii; Oregon State #16 HT: 6-9 WT: 195

Birthdate: Sept. 18, 1923 Drafted: N/A

	G	GS	MIN	FG	FGA	PCT	FT	FTA	PCT	OFF	DEF	TOT	A	PF	D	ST	TO	BS	PTS	AVG
1951-52	66	—	2543	300	749	.401	254	330	.770	—	—	549	128	249	4	—	—	—	854	12.9
1952-53	69	—	2454	268	690	.388	234	310	.755	—	—	510	137	257	5	—	—	—	770	11.2
1954-55	72	—	2473	295	801	.368	222	284	.782	—	—	489	178	242	5	—	—	—	812	11.3
1955-56	72	—	1883	250	692	.361	220	281	.783	—	—	416	131	244	6	—	—	—	720	10.0
TOTALS	**279**	**—**	**9353**	**1113**	**2932**	**.380**	**930**	**1205**	**.772**	**—**	**—**	**1964**	**574**	**992**	**20**	**—**	**—**	**—**	**3156**	**11.3**

PLAYOFFS

	G	GS	MIN	FG	FGA	PCT	FT	FTA	PCT	OFF	DEF	TOT	A	PF	D	ST	TO	BS	PTS	AVG
1951-52	7	—	276	41	95	.432	37	51	.725	—	—	48	10	36	3	—	—	—	119	17.0
1952-53	2	—	107	10	26	.385	11	14	.786	—	—	17	7	11	1	—	—	—	31	15.5
1954-55	11	—	371	46	110	.418	44	58	.759	—	—	74	14	45	1	—	—	—	136	12.4
1955-56	8	—	189	23	68	.338	22	26	.846	—	—	52	15	37	3	—	—	—	68	8.5
TOTALS	**28**	**—**	**943**	**120**	**299**	**.401**	**114**	**149**	**.765**	**—**	**—**	**191**	**46**	**129**	**8**	**—**	**—**	**—**	**354**	**12.6**

ALL-STAR GAME

	G	GS	MIN	FG	FGA	PCT	FT	FTA	PCT	OFF	DEF	TOT	A	PF	D	ST	TO	BS	PTS	AVG
1952	1	0	28	5	11	.455	2	2	1.000	—	—	5	2	—	—	—	—	—	12	12.0

RODRIGUEZ, SERGIO Spain #14 HT: 6-3 WT: 176

Birthdate: June 12, 1986 Drafted: 2006, 1st round (27th overall) by Phoenix

	G	GS	MIN	FG	FGA	PCT	FT	FTA	PCT	OFF	DEF	TOT	A	PF	D	ST	TO	BS	PTS	AVG
2016-17	68	30	1518	210	536	.392	18	27	.667	21	136	157	344	95	0	49	128	4	530	7.8

3-PT. FG: 2016-17, 92-252 (.365)

ROGERS, RODNEY — Wake Forest — #54 — HT: 6-7 — WT: 280

Birthdate: June 20, 1971 — Drafted: 1993, 1st round (9th overall) by Denver

	G	GS	MIN	FG	FGA	PCT	FT	FTA	PCT	OFF	DEF	TOT	A	PF	D	ST	TO	BS	PTS	AVG
2004-05	28	7	485	63	161	.391	20	28	.714	33	71	104	26	69	0	22	20	8	169	6.0

3-PT FG: 2004-05, 23-76 (.303)

PLAYOFFS

	G	GS	MIN	FG	FGA	PCT	FT	FTA	PCT	OFF	DEF	TOT	A	PF	D	ST	TO	BS	PTS	AVG
2004-05	4	0	49	6	13	.462	5	7	.714	0	4	4	1	4	0	0	1	2	20	5.0

3-PT FG: 2004-05, 3-8 (.375)

ROWINSKI, JIM — Purdue — #11 — HT: 6-8 — WT: 255

Birthdate: Jan. 4, 1961 — Drafted: 1984, 4th round (86th overall) by Utah

	G	GS	MIN	FG	FGA	PCT	FT	FTA	PCT	OFF	DEF	TOT	A	PF	D	ST	TO	BS	PTS	AVG
1988-89	3	0	7	1	2	.500	1	2	.500	1	2	3	0	0	0	0	0	0	3	1.0

RUFFIN, MICHAEL — Tulsa — #51 — HT: 6-9 — WT: 246

Birthdate: Jan. 21, 1977 — Drafted: 1999, 2nd round (32nd overall) by Chicago

	G	GS	MIN	FG	FGA	PCT	FT	FTA	PCT	OFF	DEF	TOT	A	PF	D	ST	TO	BS	PTS	AVG
2001-02	15	0	169	7	26	.269	2	8	.250	23	28	51	5	23	0	5	11	8	16	1.1

RUFFIN, TREVOR — Hawaii — #8 — HT: 6-1 — WT: 200

Birthdate: Sept. 26, 1970 — Drafted: Undrafted (1994)

	G	GS	MIN	FG	FGA	PCT	FT	FTA	PCT	OFF	DEF	TOT	A	PF	D	ST	TO	BS	PTS	AVG
1995-96	61	23	1551	263	648	.406	148	182	.813	21	111	132	269	132	0	43	149	2	778	12.8

3-PT. FG: 1995-96, 104-284 (.366)

RULAND, JEFF — Iona — #43 — HT: 6-11 — WT: 275

Birthdate: Dec. 16, 1958 — Drafted: 1980, 2nd round (25th overall) by Golden St.

	G	GS	MIN	FG	FGA	PCT	FT	FTA	PCT	OFF	DEF	TOT	A	PF	D	ST	TO	BS	PTS	AVG
1986-87	5	2	116	19	28	.679	9	12	.750	12	16	28	10	13	0	0	10	4	47	9.4
1991-92	13	5	209	20	38	.526	11	16	.688	16	31	47	5	45	0	7	20	4	51	3.9
TOTALS	**18**	**7**	**325**	**39**	**66**	**.591**	**20**	**28**	**.714**	**28**	**47**	**75**	**15**	**58**	**0**	**7**	**30**	**8**	**98**	**5.4**

RULE, BOB — Colorado State — #45 — HT: 6-9 — WT: 235

Birthdate: June 29, 1944 — Drafted: 1967, 2nd round (19th overall) by Seattle

	G	GS	MIN	FG	FGA	PCT	FT	FTA	PCT	OFF	DEF	TOT	A	PF	D	ST	TO	BS	PTS	AVG
1971-72	60	53	1987	416	934	.445	203	292	.695	—	—	479	110	162	4	—	—	—	1035	17.3
1972-73	3	0	12	0	1	.000	0	0	---	—	—	2	1	2	0	—	—	—	0	0.0
TOTALS	**63**	**53**	**1999**	**416**	**935**	**.445**	**203**	**292**	**.695**	**—**	**—**	**481**	**111**	**164**	**4**	**—**	**—**	**—**	**1035**	**16.4**

RUSH, KAREEM — Missouri — #14 — HT: 6-6 — WT: 215

Birthdate: October 30, 1980 — Drafted: 2002, 1st round (20th overall) by Toronto

	G	GS	MIN	FG	FGA	PCT	FT	FTA	PCT	OFF	DEF	TOT	A	PF	D	ST	TO	BS	PTS	AVG
2008-09	25	1	199	20	58	.345	4	4	1.000	0	15	15	15	10	0	5	10	1	54	2.2

3-PT. FG: 2008-09, 10-33 (.303)

SALMONS, JOHN — Miami — #7 — HT: 6-7 — WT: 210

Birthdate: Dec. 12, 1979 — Drafted: 2002, 1st round (26th overall) by San Antonio

	G	GS	MIN	FG	FGA	PCT	FT	FTA	PCT	OFF	DEF	TOT	A	PF	D	ST	TO	BS	PTS	AVG
2002-03	64	1	505	48	116	.414	26	35	.743	16	43	59	47	53	1	17	29	6	132	2.1
2003-04	77	24	1603	161	416	.387	71	92	.772	38	158	196	134	122	0	62	77	16	443	5.8
2004-05	58	8	993	85	210	.405	35	48	.729	12	109	121	114	92	1	40	51	13	236	4.1
2005-06	82	24	2059	219	521	.420	155	200	.775	48	172	220	223	178	0	73	125	13	619	7.5
TOTALS	**281**	**57**	**5160**	**513**	**1263**	**.406**	**287**	**375**	**.765**	**114**	**482**	**596**	**518**	**445**	**2**	**192**	**282**	**48**	**1430**	**5.1**

3-PT FG: 2002-03, 10-31 (.323); 2003-04, 50-147 (.340); 2004-05, 31-91 (.341); 2005-06, 26-87 (.299); TOTALS, 117-356 (.329)

PLAYOFFS

	G	GS	MIN	FG	FGA	PCT	FT	FTA	PCT	OFF	DEF	TOT	A	PF	D	ST	TO	BS	PTS	AVG
2002-03	6	0	16	0	1	.000	0	2	.000	0	3	3	0	0	0	0	2	0	0	0.0
2004-05	2	0	4	0	0	---	0	0	---	0	0	0	1	0	0	0	0	0	0	0.0
TOTALS	**8**	**0**	**20**	**0**	**1**	**.000**	**0**	**2**	**.000**	**0**	**3**	**3**	**1**	**0**	**0**	**0**	**2**	**0**	**0**	**0.0**

3-PT. FG: 2002-03, 0-1 (.000); 2004-05, 0-0 (---).; TOTALS, 0-1 (.000)

SAMPSON, JaKARR — St. John's — #9 — HT: 6-9 — WT: 214

Birthdate: Mar. 20, 1993 — Drafted: Undrafted

	G	GS	MIN	FG	FGA	PCT	FT	FTA	PCT	OFF	DEF	TOT	A	PF	D	ST	TO	BS	PTS	AVG
2014-15	74	32	1131	146	346	.422	63	94	.670	35	128	163	77	135	0	38	76	26	386	5.2
2015-16	47	18	691	86	202	.426	62	97	.639	30	99	129	30	91	1	11	51	16	240	5.1
TOTALS	**121**	**50**	**1822**	**232**	**548**	**.423**	**125**	**191**	**.654**	**65**	**227**	**292**	**107**	**226**	**1**	**49**	**127**	**42**	**626**	**5.2**

3-PT. FG: 2014-15, 31-127 (.244); 2015-16, 6-34 (.176); TOTALS, 37-161 (.230)

ALL-TIME ROSTER

SANCHEZ, JUAN (PEPE) — **Temple** — **#4** — **HT: 6-4** — **WT: 195**

Birthdate: Nov. 17, 1975 — **Drafted: Undrafted**

	G	GS	MIN	FG	FGA	PCT	FT	FTA	PCT	OFF	DEF	TOT	A	PF	D	ST	TO	BS	PTS	AVG
2000-01	29	0	150	9	28	.321	2	2	1.000	3	12	15	41	21	0	11	6	1	20	0.7

ŠARIĆ, DARIO — **CROATIA** — **#9** — **HT: 6-10** — **WT: 245**

Birthdate: April 8, 1994 — **Drafted: 2014, 1st round (12th overall) by Orlando**

	G	GS	MIN	FG	FGA	PCT	FT	FTA	PCT	OFF	DEF	TOT	A	PF	D	ST	TO	BS	PTS	AVG
2016-17	81	36	2129	381	927	.411	172	220	.782	112	401	513	182	162	1	57	183	30	1040	12.8
2017-18	78	73	2310	403	890	.453	178	207	.860	154	366	520	202	160	0	51	148	20	1141	14.6
TOTALS	**159**	**109**	**4439**	**784**	**1817**	**.431**	**350**	**427**	**.820**	**266**	**767**	**1033**	**384**	**322**	**1**	**108**	**331**	**50**	**2181**	**13.7**

3-PT FG: 2016-17, 106-341 (.311); 2017-18, 157-399 (.393); TOTALS, 263-740 (.355)

PLAYOFFS

	G	GS	MIN	FG	FGA	PCT	FT	FTA	PCT	OFF	DEF	TOT	A	PF	D	ST	TO	BS	PTS	AVG
2017-18	10	10	329	59	140	.421	34	40	.850	32	41	73	35	28	0	10	15	4	172	17.2

3-PT FG:2017-18, 20-52 (.385)

SATTERFIELD, KENNY — **Cincinnati** — **#12** — **HT: 6-2** — **WT: 170**

Birthdate: April 10, 1981 — **Drafted: 2001, 1st round (25th overall) by Dallas**

	G	GS	MIN	FG	FGA	PCT	FT	FTA	PCT	OFF	DEF	TOT	A	PF	D	ST	TO	BS	PTS	AVG
2002-03	17	0	82	4	18	.222	1	2	.500	4	4	8	15	6	0	2	7	0	9	0.5

SAVAGE, DON — **LeMoyne** — **HT: 6-3** — **WT: 205**

Birthdate: April 9, 1928 — **Drafted: N/A**

	G	GS	MIN	FG	FGA	PCT	FT	FTA	PCT	OFF	DEF	TOT	A	PF	D	ST	TO	BS	PTS	AVG
1951-52	12	—	118	9	43	.209	18	28	.643	—	—	24	12	22	0	—	—	—	36	3.0
1956-57	5	—	55	6	19	.316	6	7	.857	—	—	7	2	7	0	—	—	—	18	3.6
TOTALS	**17**	**—**	**173**	**15**	**62**	**.242**	**24**	**35**	**.686**	**—**	**—**	**31**	**14**	**29**	**0**	**—**	**—**	**—**	**54**	**3.2**

SCHAFER, BOB — **Villanova** — **HT: 6-3** — **WT: 195**

Birth Date: 1933 — **Drafted: N/A**

	G	GS	MIN	FG	FGA	PCT	FT	FTA	PCT	OFF	DEF	TOT	A	PF	D	ST	TO	BS	PTS	AVG
1955-56*	54	—	578	81	270	.300	62	81	.765	—	—	71	53	75	0	—	—	—	224	4.1
1956-57	11	—	167	19	66	.288	11	13	.846	—	—	11	15	16	1	—	—	—	49	4.5
TOTALS	**65**	**—**	**745**	**100**	**336**	**.298**	**73**	**94**	**.777**	**—**	**—**	**82**	**68**	**91**	**1**	**—**	**—**	**—**	**273**	**4.2**

PLAYOFFS

	G	GS	MIN	FG	FGA	PCT	FT	FTA	PCT	OFF	DEF	TOT	A	PF	D	ST	TO	BS	PTS	AVG
1955-56	4	—	39	3	20	.150	5	6	.833	—	—	9	1	8	1	—	—	—	11	2.8

SCHAYES, DOLPH — **New York University** — **#4** — **HT: 6-8** — **WT: 220**

Birthdate: May 19, 1928 — **Drafted: Undrafted by NBA teams**

	G	GS	MIN	FG	FGA	PCT	FT	FTA	PCT	OFF	DEF	TOT	A	PF	D	ST	TO	BS	PTS	AVG
1948-49(N)	63	—	—	271	—	—	267	370	.722	—	—	—	—	232	—	—	—	—	809	12.8
1949-50	64	—	—	348	903	.385	376	486	.774	—	—	—	259	225	—	—	—	—	1072	16.8
1950-51	66	—	—	332	930	.357	457	608	.752	—	—	1080	251	271	9	—	—	—	1121	17.0
1951-52	63	—	2004	263	740	.355	342	424	.807	—	—	773	182	213	5	—	—	—	868	13.8
1952-53	71	—	2668	375	1002	.374	512	619	.827	—	—	920	227	271	9	—	—	—	1262	17.8
1953-54	72	—	2655	370	973	.380	488	590	.827	—	—	870	214	232	4	—	—	—	1228	17.1
1954-55	72	—	2526	422	1103	.383	489	587	.833	—	—	887	213	247	6	—	—	—	1333	18.5
1955-56	72	—	2517	465	1202	.387	542	632	.858	—	—	891	200	251	9	—	—	—	1472	20.4
1956-57	72	—	2851	496	1308	.379	625	691	.904	—	—	1008	229	219	5	—	—	—	1617	22.5
1957-58	72	—	2918	581	1458	.398	629	696	.904	—	—	1022	224	244	6	—	—	—	1791	24.9
1958-59	72	—	2645	504	1304	.387	526	609	.864	—	—	962	178	280	9	—	—	—	1534	21.3
1959-60	75	—	2741	578	1440	.401	533	597	.893	—	—	959	256	263	10	—	—	—	1689	22.5
1960-61	79	—	3007	594	1595	.372	680	783	.868	—	—	960	296	296	9	—	—	—	1868	23.6
1961-62	56	—	1480	268	751	.357	286	319	.897	—	—	439	120	167	4	—	—	—	822	14.7
1962-63	66	—	1438	223	575	.388	181	206	.879	—	—	375	175	177	2	—	—	—	627	9.5
1963-64	24	—	350	44	143	.308	46	57	.807	—	—	110	48	76	3	—	—	—	134	5.6
TOTALS	**1059**	**—**	**29800**	**6134**	**15427**	**—**	**6979**	**8274**	**.843**	**—**	**—**	**11256**	**3072**	**3664**	**90**	**—**	**—**	**—**	**19247**	**18.2**

PLAYOFFS

	G	GS	MIN	FG	FGA	PCT	FT	FTA	PCT	OFF	DEF	TOT	A	PF	D	ST	TO	BS	PTS	AVG
1948-49(N)	6	—	—	27	—	—	32	42	.762	—	—	—	—	26	—	—	—	—	86	14.3
1949-50	11	—	—	57	148	.385	74	101	.733	—	—	—	28	43	—	—	—	—	188	17.1
1950-51	7	—	—	47	105	.448	49	64	.766	—	—	102	20	28	2	—	—	—	143	20.4
1951-52	7	—	248	41	91	.451	60	78	.769	—	—	90	15	34	2	—	—	—	142	20.3
1952-53	2	—	58	4	16	.250	10	13	.769	—	—	17	1	7	0	—	—	—	18	9.0
1953-54	13	—	374	64	140	.457	80	108	.741	—	—	136	24	40	1	—	—	—	208	16.0
1954-55	11	—	363	60	167	.359	89	106	.840	—	—	141	40	48	3	—	—	—	209	19.0
1955-56	8	—	310	52	142	.366	73	83	.880	—	—	111	27	27	0	—	—	—	177	22.1
1956-57	5	—	215	29	95	.305	49	55	.891	—	—	90	14	18	0	—	—	—	107	21.4
1957-58	3	—	131	25	64	.391	30	36	.833	—	—	45	6	10	0	—	—	—	80	26.7

1958-59	9	—	351	78	195	.400	98	107	.916	—	—	117	41	36	0	—	—	—	254	28.2
1959-60	3	—	126	30	66	.455	28	30	.933	—	—	48	8	10	0	—	—	—	88	29.3
1960-61	8	—	308	51	152	.336	63	70	.900	—	—	91	21	32	2	—	—	—	165	20.6
1961-62	5	—	95	24	66	.364	9	13	.692	—	—	35	5	21	0	—	—	—	57	11.4
1962-63	5	—	108	20	44	.455	11	12	.917	—	—	28	7	17	0	—	—	—	51	10.2
TOTALS	**103**	**—**	**2687**	**609**	**1491**	**—**	**755**	**918**	**.822**	**—**	**—**	**1051**	**257**	**397**	**10**	**—**	**—**	**—**	**1973**	**19.2**

ALL-STAR GAME

	G	GS	MIN	FG	FGA	PCT	FT	FTA	PCT	OFF	DEF	TOT	A	PF	D	ST	TO	BS	PTS	AVG
1951	1	1	—	7	10	.700	1	2	.500	—	—	14	3	—	—	—	—	—	15	—
1952	SELECTED BUT DID NOT PLAY DUE TO INJURY																			1953
1953	1	26	2	7	.286	4	4	1.000	—	—	13	3	—	—	—	—	—	8	—	
1954	1	1	24	1	3	.333	4	6	.667	—	—	12	1	—	—	—	—	—	6	—
1955	1	1	19	6	12	.500	3	3	1.000	—	—	13	1	—	—	—	—	—	15	—
1956	1	1	25	4	8	.500	6	10	.600	—	—	4	2	—	—	—	—	—	14	—
1957	1	0	25	4	6	.667	1	1	1.000	—	—	10	1	—	—	—	—	—	9	—
1958	1	1	39	6	15	.400	6	6	1.000	—	—	9	2	—	—	—	—	—	18	—
1959	1	0	22	3	11	.273	7	8	.875	—	—	13	1	—	—	—	—	—	13	—
1960	1	1	27	8	19	.421	3	3	1.000	—	—	10	0	—	—	—	—	—	19	—
1961	1	1	27	7	15	.467	7	7	1.000	—	—	6	3	—	—	—	—	—	21	—
1962	1	1	4	0	0	---	0	0	---	—	—	1	0	—	—	—	—	—	0	—
TOTALS	**11**	**9**	**238**	**48**	**106**	**.453**	**42**	**50**	**.840**	**—**	**—**	**105**	**17**	**—**	**—**	**—**	**—**	**—**	**138**	**12.5**

SCHLUETER, DALE — **Colorado State** — **#54** — **HT: 6-10** — **WT: 225**

Birthdate: Nov. 12, 1945 — **Drafted: 1967, 6th round (63rd overall) by San Francisco**

	G	GS	MIN	FG	FGA	PCT	FT	FTA	PCT	OFF	DEF	TOT	A	PF	D	ST	TO	BS	PTS	AVG
1972-73	78	10	1136	166	317	.524	86	123	.699	—	—	354	103	166	0	—	—	—	418	5.4

SCHOENE, RUSS — **Tennessee-Chattanooga** — **#3** — **HT: 6-10** — **WT: 210**

Birthdate: Apr. 16, 1960 — **Drafted: 1982, 2nd round (45th overall) by 76ers**

	G	GS	MIN	FG	FGA	PCT	FT	FTA	PCT	OFF	DEF	TOT	A	PF	D	ST	TO	BS	PTS	AVG
1982-83	46	2	702	106	207	.512	21	28	.750	52	102	154	32	118	2	13	46	9	233	5.1

3-PT.FG: 1982-83, 0-1 (.000)

SCHOLZ, DAVE — **Illinois** — **#25** — **HT: 6-8** — **WT: 220**

Birthdate: Apr. 12, 1948 — **Drafted: 1969, 4th round (56th overall) by 76ers**

	G	GS	MIN	FG	FGA	PCT	FT	FTA	PCT	OFF	DEF	TOT	A	PF	D	ST	TO	BS	PTS	AVG
1969-70	1	—	1	1	1	1.000	0	0	---	—	—	0	0	0	0	—	—	—	2	2.0

SCOLARI, FREDDIE — **San Francisco** — **HT: 5-11** — **WT: 180**

Birthdate: March 1, 1922 — **Drafted: N/A**

	G	GS	MIN	FG	FGA	PCT	FT	FTA	PCT	OFF	DEF	TOT	A	PF	D	ST	TO	BS	PTS	AVG
1950-51*	66	—	—	302	923	.327	279	331	.843	—	—	218	255	183	1	—	—	—	883	13.4

PLAYOFFS

	G	GS	MIN	FG	FGA	PCT	FT	FTA	PCT	OFF	DEF	TOT	A	PF	D	ST	TO	BS	PTS	AVG
1950-51	7	—	—	33	93	.355	22	27	.815	—	—	41	16	23	1	—	—	—	88	12.6

SELVY, FRANK — **Furman** — **HT: 6-3** — **WT: 180**

Birthdate: Nov. 9, 1932 — **Drafted: N/A**

	G	GS	MIN	FG	FGA	PCT	FT	FTA	PCT	OFF	DEF	TOT	A	PF	D	ST	TO	BS	PTS	AVG
1959-60*	62	—	1308	205	521	.393	153	208	.736	—	—	175	111	101	1	—	—	—	563	9.1

SEYMOUR, PAUL — **Toledo** — **#5** — **HT: 6-2** — **WT: 180**

Birthdate: Jan. 30, 1928 — **Drafted: N/A**

	G	GS	MIN	FG	FGA	PCT	FT	FTA	PCT	OFF	DEF	TOT	A	PF	D	ST	TO	BS	PTS	AVG
1947-48(N)	30	—	—	79	—	—	47	64	.734	—	—	—	—	54	—	—	—	—	205	6.8
1948-49(N)	63	—	—	120	—	—	70	106	.660	—	—	—	—	150	—	—	—	—	310	4.9
1949-50	62	—	—	175	524	.334	126	176	.716	—	—	—	189	157	—	—	—	—	476	7.7
1950-51	51	—	—	125	385	.325	117	159	.736	—	—	194	187	138	0	—	—	—	367	7.2
1951-52	66	—	2209	206	615	.335	186	245	.759	—	—	225	220	165	4	—	—	—	598	9.1
1952-53	67	—	2684	306	798	.383	340	416	.817	—	—	246	294	210	3	—	—	—	952	14.2
1953-54	71	—	2727	316	838	.377	299	368	.813	—	—	291	364	187	2	—	—	—	931	13.1
1954-55	72	—	2950	375	1036	.362	300	370	.811	—	—	300	483	167	0	—	—	—	1050	14.6
1955-56	57	—	1826	227	670	.339	188	233	.807	—	—	152	276	130	1	—	—	—	642	11.3
1956-57	65	—	1235	143	442	.324	101	123	.821	—	—	130	193	91	0	—	—	—	387	6.0
1957-58	64	—	763	107	315	.340	53	63	.841	—	—	107	93	88	0	—	—	—	267	4.2
1958-59	21	—	266	32	98	.327	26	29	.897	—	—	39	36	25	0	—	—	—	90	4.3
1959-60	4	—	7	0	4	.000	0	0	---	—	—	1	0	1	0	—	—	—	0	0.0
TOTALS	**693**	**—**	**14557**	**2211**	**5725**	**—**	**1853**	**2352**	**.788**	**—**	**—**	**1685**	**2335**	**1563**	**10**	**—**	**—**	**—**	**6275**	**9.1**

PLAYOFFS (Totals do not include statistics from 1947-49)

	G	GS	MIN	FG	FGA	PCT	FT	FTA	PCT	OFF	DEF	TOT	A	PF	D	ST	TO	BS	PTS	AVG
1947-48(N)	STATISTICS NOT AVAILABLE																			

ALL-TIME ROSTER

1948-49(N)	STATISTICS NOT AVAILABLE																			
1949-50	11	—	—	27	93	.290	24	28	.857	—	—	—	34	32	—	—	—	—	78	7.1
1950-51	7	—	—	10	48	.208	14	21	.667	—	—	26	25	22	1	—	—	—	34	4.9
1951-52	7	—	270	25	60	.417	35	43	.814	—	—	26	25	33	1	—	—	—	85	12.1
1952-53	2	—	112	9	24	.375	18	19	.947	—	—	10	8	11	1	—	—	—	36	18.0
1953-54	13	—	559	59	143	.413	76	94	.809	—	—	34	60	39	1	—	—	—	194	14.9
1954-55	11	—	410	46	149	.309	45	50	.900	—	—	43	75	21	0	—	—	—	137	12.5
1955-56	7	—	153	16	55	.291	15	20	.750	—	—	11	18	11	0	—	—	—	47	6.7
1956-57	5	—	98	8	37	.216	5	6	.833	—	—	10	8	11	0	—	—	—	21	4.2
1957-58	3	—	50	8	23	.348	2	3	.667	—	—	4	4	5	0	—	—	—	18	6.0
TOTALS	**66**	**—**	**1652**	**208**	**632**	**.329**	**234**	**284**	**.824**	**—**	**—**	**164**	**257**	**185**	**4**	**—**	**—**	**—**	**650**	**9.8**

ALL-STAR GAME

	G	GS	MIN	FG	FGA	PCT	FT	FTA	PCT	OFF	DEF	TOT	A	PF	D	ST	TO	BS	PTS	AVG
1953	1	0	14	2	3	.667	1	2	.500	—	—	3	2	—	—	—	—	—	5	
1954	1	0	19	2	6	.333	4	4	1.000	—	—	1	3	—	—	—	—	—	8	
1955	1	0	16	3	8	.375	2	2	1.000	—	—	3	1	—	—	—	—	—	8	
TOTALS	**3**	**0**	**49**	**7**	**17**	**.412**	**7**	**8**	**.875**	**—**	**—**	**7**	**6**	**—**	**—**	**—**	**—**	**—**	**21**	**7.0**

SHACKLEFORD, CHARLES — North Carolina State — #17 — HT: 6-10 — WT: 225

Birthdate: Apr. 22, 1966 — Drafted: 1988, 2nd round (32nd overall) by New Jersey

	G	GS	MIN	FG	FGA	PCT	FT	FTA	PCT	OFF	DEF	TOT	A	PF	D	ST	TO	BS	PTS	AVG
1991-92	72	62	1399	205	422	.486	63	95	.663	145	270	415	46	205	3	38	62	51	473	6.6
1992-93	48	0	568	80	164	.488	31	49	.633	65	140	205	26	92	1	13	36	25	191	4.0
TOTALS	**120**	**62**	**1967**	**285**	**586**	**.486**	**94**	**144**	**.653**	**210**	**410**	**620**	**72**	**297**	**4**	**51**	**98**	**76**	**664**	**5.5**

3-PT. FG: 1991-92, 0-1 (.000); 1992-93, 0-2 (.000); TOTALS, 0-3 (.000)

SHAFFER II, LEE — North Carolina — #22 — HT: 6-7 — WT: 220

Birthdate: Feb. 23, 1939 — Drafted: 1960, 1st round (5th overall) by Syracuse

	G	GS	MIN	FG	FGA	PCT	FT	FTA	PCT	OFF	DEF	TOT	A	PF	D	ST	TO	BS	PTS	AVG
1961-62	75	—	2083	514	1180	.436	239	310	.771	—	—	511	99	266	6	—	—	—	1267	16.9
1962-63	80	—	2392	597	1393	.429	294	375	.784	—	—	524	97	249	5	—	—	—	1488	18.6
1963-64	41	—	1013	217	587	.370	102	133	.767	—	—	205	36	116	1	—	—	—	536	13.1
TOTALS	**196**	**—**	**5488**	**1328**	**3160**	**.420**	**635**	**818**	**.776**	**—**	**—**	**1240**	**232**	**631**	**12**	**—**	**—**	**—**	**3291**	**16.8**

PLAYOFFS

	G	GS	MIN	FG	FGA	PCT	FT	FTA	PCT	OFF	DEF	TOT	A	PF	D	ST	TO	BS	PTS	AVG
1961-62	5	—	174	35	99	.354	24	31	.774	—	—	55	7	17	0	—	—	—	94	18.8
1962-63	5	—	173	56	117	.479	24	30	.800	—	—	23	6	19	0	—	—	—	136	27.2
1963-64	3	—	40	8	22	.364	1	1	1.000	—	—	4	2	5	0	—	—	—	17	5.7
TOTALS	**13**	**—**	**387**	**99**	**238**	**.416**	**49**	**62**	**.790**	**—**	**—**	**82**	**15**	**41**	**0**	**—**	**—**	**—**	**247**	**19.0**

ALL-STAR GAME

	G	GS	MIN	FG	FGA	PCT	FT	FTA	PCT	OFF	DEF	TOT	A	PF	D	ST	TO	BS	PTS	AVG
1963	1	0	19	6	13	.462	0	0	---	—	—	1	1	—	—	—	—	—	12	12.0

SHAW, BRIAN — California at Santa Barbara — #22 — HT: 6-6 — WT: 200

Birthdate: Mar. 22, 1968 — Drafted: 1988, 1st round (24th overall) by Boston

	G	GS	MIN	FG	FGA	PCT	FT	FTA	PCT	OFF	DEF	TOT	A	PF	D	ST	TO	BS	PTS	AVG
1997-98	20	2	502	51	139	.367	12	19	.632	17	47	64	88	55	1	14	24	3	121	6.1

SHAW, CASEY — Toledo — #30 — HT: 6-11 — WT: 200

Birthdate: July 20, 1975 — Drafted: 1998, 2nd round (37th overall) by 76ers

	G	GS	MIN	FG	FGA	PCT	FT	FTA	PCT	OFF	DEF	TOT	A	PF	D	ST	TO	BS	PTS	AVG
1998-99	9	0	14	1	8	.125	0	0	---	3	0	3	0	2	0	0	2	0	2	0.2

SHOUSE, DEXTER — South Alabama — #14 — HT: 6-2 — WT: 200

Birthdate: Mar. 24, 1963 — Drafted: 1985, 4th round (92nd overall) by LA Lakers

	G	GS	MIN	FG	FGA	PCT	FT	FTA	PCT	OFF	DEF	TOT	A	PF	D	ST	TO	BS	PTS	AVG
1989-90	3	0	18	0	4	.000	0	0	---	0	0	0	2	2	0	1	2	1	0	0.0

3-PT. FG: 1989-90, 0-1 (.000)

SHVED, ALEXEY — Russia — #88 — HT: 6-6 — WT: 187

Birthdate: Dec. 16, 1988 — Drafted: Undrafted

	G	GS	MIN	FG	FGA	PCT	FT	FTA	PCT	OFF	DEF	TOT	A	PF	D	ST	TO	BS	PTS	AVG
2014-15	17	0	285	52	130	.400	48	57	.842	8	14	22	46	21	0	14	18	1	169	9.9

3-PT.FG: 2014-15, 17-57 (.298)

SILAS, XAVIER — Northern Illinois — #25 — HT: 6-5 — WT: 205

Birthdate: Jan. 22, 1988 — Drafted: N/A

	G	GS	MIN	FG	FGA	PCT	FT	FTA	PCT	OFF	DEF	TOT	A	PF	D	ST	TO	BS	PTS	AVG
2011-12	2	0	39	4	15	.267	2	3	.667	2	2	4	3	5	0	0	3	0	11	5.5

3-PT. FG: 2011-12, 1-6 (.167)

PLAYOFFS

	G	GS	MIN	FG	FGA	PCT	FT	FTA	PCT	OFF	DEF	TOT	A	PF	D	ST	TO	BS	PTS	AVG
2011-12	2	0	4	1	1	1.000	0	0	—	1	1	2	0	0	0	0	0	0	2	1.0

SIMMONS, BEN — **Louisiana State** — **#25** — **HT: 6-10** — **WT: 230**

Birthdate: July 20, 1996 — **Drafted: 2016, 1st round (1st overall) by Philadelphia**

	G	GS	MIN	FG	FGA	PCT	FT	FTA	PCT	OFF	DEF	TOT	A	PF	D	ST	TO	BS	PTS	AVG
2017-18	81	81	2732	544	998	.545	191	341	0.560	145	514	659	661	211	1	140	278	70	1279	15.8

3-PT FG: 2017-18, 0-11 (.000)

PLAYOFFS

	G	GS	MIN	FG	FGA	PCT	FT	FTA	PCT	OFF	DEF	TOT	A	PF	D	ST	TO	BS	PTS	AVG
2017-18	10	10	369	61	125	.488	41	58	0.707	16	78	94	77	34	0	17	44	8	163	16.3

3-PT FG:2017-18, 0-1 (.000)

SIMMONS, CONNIE — **None** — **HT: 6-8** — **WT: 225**

Birthdate: March 15, 1925 — **Drafted: N/A**

	G	GS	MIN	FG	FGA	PCT	FT	FTA	PCT	OFF	DEF	TOT	A	PF	D	ST	TO	BS	PTS	AVG
1954-55*	36	—	862	137	384	.357	72	114	.632	—	—	220	61	109	2	—	—	—	346	9.6

SIMPSON, RALPH — **Michigan State** — **#44** — **HT: 6-5** — **WT: 200**

Birthdate: Aug. 10, 1949 — **Drafted: 1972, 1st round (11th overall) by Chicago**

	G	GS	MIN	FG	FGA	PCT	FT	FTA	PCT	OFF	DEF	TOT	A	PF	D	ST	TO	BS	PTS	AVG
1978-79	36	0	452	87	196	.444	28	40	.700	16	19	35	58	27	8	25	47	1	202	5.6

SIMS, HENRY — **Georgetown** — **#35** — **HT: 6-10** — **WT: 245**

Birthdate: Mar. 27, 1990 — **Drafted: N/A**

	G	GS	MIN	FG	FGA	PCT	FT	FTA	PCT	OFF	DEF	TOT	A	PF	D	ST	TO	BS	PTS	AVG
2013-14	26	25	707	112	229	.489	82	106	.766	82	99	181	47	84	0	23	33	13	306	11.8
2014-15	73	32	1399	238	502	.474	106	137	.774	121	238	359	79	135	0	39	99	30	586	8.0
TOTALS	**99**	**57**	**2106**	**350**	**731**	**.479**	**188**	**244**	**.770**	**203**	**337**	**540**	**126**	**219**	**0**	**62**	**132**	**43**	**892**	**9.0**

3-PT. FG: 2013-14, 0-1 (.000); 2014-15, 4-22 (.182); TOTALS, 4-23 (.174)

SKILES, SCOTT — **Michigan State '86** — **#5** — **HT: 6-1** — **WT: 185**

Birthdate: March 5, 1964 — **Drafted: 1986, 1st round (22nd overall) by Milwaukee**

	G	GS	MIN	FG	FGA	PCT	FT	FTA	PCT	OFF	DEF	TOT	A	PF	D	ST	TO	BS	PTS	AVG
1995-96	10	9	236	20	57	.351	8	10	.800	1	15	16	38	21	0	7	16	0	63	6.3

3-PT. FG: 1995-96, 15-34 (.441)

SKINNER, AL — **Massachusetts** — **#30** — **HT: 6-3** — **WT:195**

Birthdate: June 16, 1952 — **Drafted: 1974, 9th round (160th overall) by Boston**

	G	GS	MIN	FG	FGA	PCT	FT	FTA	PCT	OFF	DEF	TOT	A	PF	D	ST	TO	BS	PTS	AVG
1978-79	22	0	309	36	89	.404	27	32	.844	15	29	44	40	61	2	18	34	1	99	4.5
1979-80	2	0	10	1	2	.500	0	0	---	0	0	0	2	1	0	0	2	0	2	1.0
TOTALS	**24**	**0**	**319**	**37**	**91**	**.407**	**27**	**32**	**.844**	**15**	**29**	**44**	**42**	**62**	**2**	**18**	**36**	**1**	**101**	**4.2**

PLAYOFFS

	G	GS	MIN	FG	FGA	PCT	FT	FTA	PCT	OFF	DEF	TOT	A	PF	D	ST	TO	BS	PTS	AVG
1978-79	5	—	47	6	17	.353	6	8	.750	5	5	10	11	6	0	3	6	1	18	3.6

SKINNER, BRIAN — **Baylor** — **#54** — **HT: 6-9** — **WT: 265**

Birthdate: May 19, 1976 — **Drafted: 1998, 1st round (22nd overall) by LA Clippers**

	G	GS	MIN	FG	FGA	PCT	FT	FTA	PCT	OFF	DEF	TOT	A	PF	D	ST	TO	BS	PTS	AVG
2002-03	77	9	1381	182	331	.550	97	161	.602	136	230	366	19	176	1	47	62	53	461	6.0
2004-05	24	0	246	22	57	.497	5	17	.294	23	39	62	5	29	0	5	13	6	49	2.0
TOTALS	**101**	**9**	**1627**	**204**	**388**	**.526**	**102**	**178**	**.573**	**159**	**269**	**428**	**24**	**205**	**1**	**52**	**75**	**59**	**510**	**5.0**

PLAYOFFS

	G	GS	MIN	FG	FGA	PCT	FT	FTA	PCT	OFF	DEF	TOT	A	PF	D	ST	TO	BS	PTS	AVG
2002-03	8	0	38	1	6	.167	4	4	1.000	3	3	6	0	6	0	0	2	1	6	0.8

3 PT. FG: 2002-03, 0-1 (.000)

SMAWLEY, BELUS VAN — **Appalachian State** — **HT: 6-1** — **WT: 195**

Birthdate: March 20, 1918 — **Drafted: N/A**

	G	GS	MIN	FG	FGA	PCT	FT	FTA	PCT	OFF	DEF	TOT	A	PF	D	ST	TO	BS	PTS	AVG
1950-51	60	—	—	252	663	.380	227	267	.850	—	—	178	161	145	4	—	—	—	731	12.2

SMITH, DEREK — **Louisville** — **#18** — **HT: 6-7** — **WT:220**

Birthdate: Nov. 1, 1961 — **Drafted: 1982, 2nd round (35th overall) by Golden St.**

	G	GS	MIN	FG	FGA	PCT	FT	FTA	PCT	OFF	DEF	TOT	A	PF	D	ST	TO	BS	PTS	AVG
1988-89	35	18	695	105	220	.477	65	93	.699	31	55	86	68	100	3	24	44	15	279	7.8
1989-90	75	7	1405	261	514	.508	130	186	.699	62	110	172	109	198	2	35	85	20	668	8.9
TOTALS	**111**	**25**	**2100**	**366**	**734**	**.499**	**195**	**279**	**.699**	**93**	**165**	**258**	**177**	**298**	**5**	**59**	**129**	**35**	**947**	**8.5**

ALL-TIME ROSTER

3-PT. FG: 1988-89, 4-16 (.250); 1989-90, 16-36 (.444); TOTALS, 20-52 (.385)

PLAYOFFS

	G	GS	MIN	FG	FGA	PCT	FT	FTA	PCT	OFF	DEF	TOT	A	PF	D	ST	TO	BS	PTS	AVG
1988-89	3	—	48	9	14	.643	1	2	.500	2	5	7	3	9	0	1	6	0	19	6.3
1989-90	1	—	15	5	8	.625	1	2	.500	0	0	0	1	3	0	1	1	0	11	11.0
TOTALS	**4**	**—**	**63**	**14**	**22**	**.636**	**2**	**4**	**.500**	**2**	**5**	**7**	**4**	**12**	**0**	**2**	**7**	**0**	**30**	**7.5**

3-PT. FG: 1989-90, 0-1 (.000)

SMITH, DON — **Dayton** — **#10** — **HT: 6-2** — **WT: 165**

Birthdate: Oct. 10, 1951 — **Drafted: 1974, 2nd round (19th overall) by 76ers**

	G	GS	MIN	FG	FGA	PCT	FT	FTA	PCT	OFF	DEF	TOT	A	PF	D	ST	TO	BS	PTS	AVG
1974-75	54	0	538	131	321	.408	21	21	1.000	14	16	30	47	45	0	20	—	3	283	5.2

SKILES, SCOTT — **Michigan State '86** — **#5** — **HT: 6-1** — **WT: 185**

Birthdate: March 5, 1964 — **Drafted: 1986, 1st round (22nd overall) by Milwaukee**

	G	GS	MIN	FG	FGA	PCT	FT	FTA	PCT	OFF	DEF	TOT	A	PF	D	ST	TO	BS	PTS	AVG
1995-96	10	9	236	20	57	.351	8	10	.800	1	15	16	38	21	0	7	16	0	63	6.3

3-PT. FG: 1995-96, 15-34 (.441)

SMITH, ISH — **Wake Forest** — **#5** — **HT: 6-0** — **WT: 175**

Birthdate: July 5, 1988 — **Drafted: Undrafted**

	G	GS	MIN	FG	FGA	PCT	FT	FTA	PCT	OFF	DEF	TOT	A	PF	D	ST	TO	BS	PTS	AVG
2014-15	25	14	677	128	322	.398	28	48	.583	10	63	73	152	38	0	32	69	5	301	12.0
2015-16	50	50	1622	299	739	.405	89	133	.669	29	184	213	348	95	0	64	130	18	733	14.7
TOTALS	**75**	**64**	**2299**	**427**	**1061**	**.402**	**117**	**181**	**.646**	**39**	**247**	**286**	**500**	**133**	**0**	**96**	**199**	**23**	**1034**	**13.8**

3-PT. FG: 2014-15, 17-55 (.309); 2015-16, 46-137 (.336); TOTALS, 63-192 (.328)

SMITH, JASON — **Colorado State** — **#14** — **HT: 7-0** — **WT: 240**

Birthdate: Mar. 2, 1986 — **Drafted: 2007, 1st round (20th overall) by Miami**

	G	GS	MIN	FG	FGA	PCT	FT	FTA	PCT	OFF	DEF	TOT	A	PF	D	ST	TO	BS	PTS	AVG
2007-08	76	1	1107	141	310	.455	54	82	.659	77	153	230	20	142	1	22	48	50	340	4.5
2008-09	INACTIVE LIST - LEFT KNEE INJURY																			
2009-10	56	2	658	75	174	.431	29	42	.690	54	81	135	33	110	1	21	35	28	189	3.4
TOTALS	**132**	**3**	**1764**	**216**	**484**	**,446**	**83**	**124**	**.669**	**131**	**234**	**365**	**53**	**252**	**2**	**43**	**83**	**78**	**529**	**4,9**

3-PT. FG: 2007-08, 4-14 (.286); 2009-10, 10-29 (.345); TOTALS, 14-43 (.326)

PLAYOFFS

	G	GS	MIN	FG	FGA	PCT	FT	FTA	PCT	OFF	DEF	TOT	A	PF	D	ST	TO	BS	PTS	AVG
2007-08	6	0	82	8	18	.444	4	4	1.000	4	11	15	3	5	0	1	2	5	20	3.3

3-PT. FG: 2007-08, 0-1 (.000)

SMITH, JOE — **Maryland** — **#9** — **HT: 6-10** — **WT: 225**

Birthdate: July 26, 1975 — **Drafted: 1995, 1st round (1st overall) by Golden State**

	G	GS	MIN	FG	FGA	PCT	FT	FTA	PCT	OFF	DEF	TOT	A	PF	D	ST	TO	BS	PTS	AVG
1997-98	30	6	699	121	270	.448	67	85	.788	58	75	133	27	94	0	18	52	13	309	10.3
2006-07	54	11	1355	191	429	.445	115	136	.846	107	253	360	46	125	1	31	63	20	497	9.2
TOTALS	**84**	**17**	**2065**	**312**	**699**	**.446**	**182**	**221**	**.824**	**165**	**328**	**493**	**73**	**219**	**1**	**49**	**115**	**33**	**806**	**9.6**

3-PT. FG: 1997-98, 0-1 (.000); 2006-07, 0-4 (.000); TOTALS, 0-5 (.000)

SMITH, STEVEN — **La Salle** — **#30** — **HT: 6-9** — **WT: 206**

Birthdate: April 12, 1983 — **Drafted: Undrafted**

	G	GS	MIN	FG	FGA	PCT	FT	FTA	PCT	OFF	DEF	TOT	A	PF	D	ST	TO	BS	PTS	AVG
2006-07	8	0	28	2	8	.250	1	2	.500	1	5	6	0	4	0	1	2	0	5	0.6

3-PT FG: 2006-07, 0-0 (---)

SNOW, ERIC — **Michigan State** — **#20** — **HT: 6-3** — **WT: 204**

Birthdate: April 24, 1973 — **Drafted: 1995, 2nd round (43rd overall) by Milwaukee**

	G	GS	MIN	FG	FGA	PCT	FT	FTA	PCT	OFF	DEF	TOT	A	PF	D	ST	TO	BS	PTS	AVG
1997-98	47	0	844	69	161	.429	44	61	.721	19	58	77	164	99	0	60	51	4	184	3.9
1998-99	48	48	1716	149	348	.428	110	150	.733	25	137	162	301	149	2	100	111	1	413	8.6
1999-00	82	80	2866	257	597	.430	126	177	.712	42	219	261	624	243	2	140	162	8	651	7.9
2000-01	50	50	1740	182	435	.418	122	154	.792	27	139	166	369	123	1	77	124	7	491	9.8
2001-02	61	61	2225	276	624	.442	183	227	.806	33	182	215	400	167	1	95	138	9	738	12.1
2002-03	82	82	3108	361	799	.452	325	379	.858	71	230	301	544	235	2	133	194	11	1054	12.9
2003-04	82	82	2966	295	715	.413	252	316	.797	62	219	281	563	213	1	97	187	6	844	10.3
TOTALS	**452**	**403**	**15465**	**1589**	**3679**	**.432**	**1162**	**1464**	**.794**	**279**	**1184**	**1463**	**2965**	**1229**	**9**	**702**	**967**	**46**	**4375**	**9.7**

3 PT. FG: 1997-98, 2-17 (.118); 1998-99, 5-21 (.238); 1999-00, 11-45 (.244); 2000-01, 5-19 (.263); 2001-02, 3-27 (.111); 2002-03, 7-32 (.219); 2003-04, 2-18 (.111); TOTALS, 35-179 (.196)

PLAYOFFS

	G	GS	MIN	FG	FGA	PCT	FT	FTA	PCT	OFF	DEF	TOT	A	PF	D	ST	TO	BS	PTS	AVG
1998-99	8	8	306	37	88	.143	22	27	.815	3	30	33	57	26	0	8	25	1	99	12.4
1999-00	5	4	138	15	31	.484	4	4	1.000	0	10	10	35	14	0	4	7	1	37	7.4

2000-01	23	9	717	87	210	.414	40	55	.727	26	60	86	104	63	0	27	45	2	214	9.3
2001-02	5	5	171	18	56	.321	17	22	.773	3	19	22	27	13	0	6	15	0	54	10.8
2002-03	12	12	415	43	102	.422	51	58	.879	9	31	40	67	47	1	18	30	0	138	11.5
TOTALS	**53**	**38**	**1747**	**200**	**487**	**.411**	**134**	**166**	**.807**	**41**	**150**	**191**	**290**	**163**	**1**	**63**	**122**	**4**	**542**	**10.2**

3 PT. FG: 1998-99, 3-13 (.231); 1999-00, 3-4 (.750); 2000-01, 0-7 (.000); 2001-02, 1-6 (.167); 2002-03, 1-10 (.100); TOTALS, 8-40 (.200)

SONGAILA, DARIUS — **Wake Forest** — **#25** — **HT: 6-9** — **WT: 248**

Birthdate: Feb. 14, 1978 — **Drafted: 2002, 2nd round (50th overall) by Boston**

	G	GS	MIN	FG	FGA	PCT	FT	FTA	PCT	OFF	DEF	TOT	A	PF	D	ST	TO	BS	PTS	AVG
2010-11	10	0	71	7	15	.467	2	4	.500	2	8	10	2	16	0	0	4	0	16	1.6

PLAYOFFS

	G	GS	MIN	FG	FGA	PCT	FT	FTA	PCT	OFF	DEF	TOT	A	PF	D	ST	TO	BS	PTS	AVG
2010-11	INACTIVE - COACH'S DECISION																			

SORENSON, DAVE — **Ohio State** — **#35** — **HT: 6-8** — **WT: 225**

Birthdate: July 8, 1948 — **Drafted: 1970, 2nd round (26th overall) by Cleveland**

	G	GS	MIN	FG	FGA	PCT	FT	FTA	PCT	OFF	DEF	TOT	A	PF	D	ST	TO	BS	PTS	AVG
1972-73	48	0	626	113	248	.456	59	79	.747	—	—	173	31	91	0	—	—	—	285	5.9

SPANARKEL, JIM — **Duke** — **#34** — **HT: 6-5** — **WT: 190**

Birthdate: June 28, 1957 — **Drafted: 1979, 1st round (16th overall) by 76ers**

	G	GS	MIN	FG	FGA	PCT	FT	FTA	PCT	OFF	DEF	TOT	A	PF	D	ST	TO	BS	PTS	AVG
1979-80	40	0	442	72	153	.471	54	65	.831	27	27	54	51	58	0	12	57	6	198	5.0

3-PT. FG :1979-80, 0-2 (.000)

PLAYOFFS

	G	GS	MIN	FG	FGA	PCT	FT	FTA	PCT	OFF	DEF	TOT	A	PF	D	ST	TO	BS	PTS	AVG
1979-80	5	—	8	0	2	.000	2	2	1.000	0	1	1	1	1	0	0	0	0	2	0.4

SPEIGHTS, MARREESE — **Florida** — **#16** — **HT: 6-10** — **WT: 245**

Birthdate: August 4, 1987 — **Drafted: 2008, 1st round (16th overall) by 76ers**

	G	GS	MIN	FG	FGA	PCT	FT	FTA	PCT	OFF	DEF	TOT	A	PF	D	ST	TO	BS	PTS	AVG
2008-09	79	2	1263	252	502	.502	102	132	.773	123	170	293	30	181	0	27	46	56	608	7.7
2009-10	62	1	1015	212	444	.477	108	145	.745	85	167	252	36	152	2	29	51	34	532	8.6
2010-11	64	1	734	144	291	.495	55	73	.753	64	146	210	30	120	0	8	40	19	344	5.4
TOTALS	**205**	**4**	**3012**	**608**	**1237**	**.492**	**265**	**350**	**.757**	**272**	**483**	**755**	**96**	**453**	**2**	**64**	**137**	**109**	**1484**	**7.2**

3-PT. FG : 2008-09, 2-8 (.250); 2008-09, 0-5 (.000); 1-4 (.250); TOTALS, 3-17 (.176)

PLAYOFFS

	G	GS	MIN	FG	FGA	PCT	FT	FTA	PCT	OFF	DEF	TOT	A	PF	D	ST	TO	BS	PTS	AVG
2008-09	3	0	29	3	7	.429	3	4	.750	3	3	6	0	5	0	0	0	0	9	3.0
2010-11	2	0	21	2	12	.167	0	0	---	1	5	6	1	4	0	0	0	1	4	2.0
TOTALS	**5**	**0**	**50**	**5**	**19**	**.263**	**3**	**4**	**.750**	**4**	**8**	**12**	**1**	**9**	**0**	**0**	**0**	**1**	**13**	**2.6**

SPLITTER, TIAGO — **Brazil** — **#47** — **HT: 6-11** — **WT: 245**

Birthdate: Jan. 1, 1985 — **Drafted: 2007, 1st round (28th overall) by San Antonio**

	G	GS	MIN	FG	FGA	PCT	FT	FTA	PCT	OFF	DEF	TOT	A	PF	D	ST	TO	BS	PTS	AVG
2016-17	8	0	76	14	31	.452	9	11	.818	8	14	22	4	8	0	1	6	1	39	4.9

3-PT FG: 2016-17, 2-6 (.333)

STACKHOUSE, JERRY — **North Carolina** — **#42** — **HT: 6-6** — **WT: 218**

Birthdate: Nov. 5, 1974 — **Drafted: 1995, 1st round (3rd overall) by 76ers**

	G	GS	MIN	FG	FGA	PCT	FT	FTA	PCT	OFF	DEF	TOT	A	PF	D	ST	TO	BS	PTS	AVG
1995-96	72	71	2701	452	1091	.414	387	518	.747	90	175	265	278	179	0	76	252	79	1384	19.2
1996-97	81	81	3166	533	1308	.407	511	667	.766	156	182	338	253	219	2	93	316	63	1679	20.7
1997-98	22	22	748	128	283	.452	81	101	.802	28	48	76	67	56	1	31	74	21	353	16.0
TOTALS	**175**	**174**	**6615**	**1113**	**2682**	**.415**	**979**	**1286**	**.761**	**274**	**405**	**679**	**598**	**454**	**3**	**200**	**642**	**163**	**3416**	**19.5**

3-PT. FG: 1995-96, 93-292 (.318); 1996-97, 102-342 (.298); 1997-98, 16-46 (.348); TOTALS, 211-680 (.310)

STAUSKAS, NIK — **Michigan** — **#11** — **HT: 6-6** — **WT: 205**

Birthdate: Oct. 7, 1993 — **Drafted: 2014, 1st round (8th overall) by Sacramento**

	G	GS	MIN	FG	FGA	PCT	FT	FTA	PCT	OFF	DEF	TOT	A	PF	D	ST	TO	BS	PTS	AVG
2015-16	73	35	1809	210	545	.385	91	118	.771	23	160	183	138	115	0	44	94	20	617	8.5
2016-17	80	27	2188	251	634	.396	122	150	.813	21	205	226	188	144	0	45	128	32	756	9.5
2017-18	6	0	45	1	4	.250	2	2	1.000	0	1	1	1	3	0	4	4	0	4	0.7
TOTALS	**159**	**62**	**4042**	**462**	**1183**	**.391**	**215**	**270**	**.796**	**44**	**366**	**410**	**327**	**262**	**0**	**93**	**226**	**52**	**1377**	**8.7**

3-PT FG: 2015-16, 106-325 (.326); 2016-17, 132-359 (.368) ;2017-18, 0-1 (.000); TOTALS, 238-685 (.347)

STEWART, KEBU — **California** — **#41** — **HT: 6-10** — **WT: 230**

Birthdate: Apr. 24, 1975 — **Drafted: 1997, 2nd round (36th overall) by 76ers**

	G	GS	MIN	FG	FGA	PCT	FT	FTA	PCT	OFF	DEF	TOT	A	PF	D	ST	TO	BS	PTS	AVG
1997-98	15	0	110	12	26	.462	16	25	.640	9	22	31	2	13	0	5	8	2	40	2.7

ALL-TIME ROSTER

STOKES, GREG — Iowa — #41 — HT: 6-10 — WT: 220

Birthdate: Aug. 5, 1963 — Drafted: 1985, 2nd round (33rd overall) by 76ers

	G	GS	MIN	FG	FGA	PCT	FT	FTA	PCT	OFF	DEF	TOT	A	PF	D	ST	TO	BS	PTS	AVG
1985-86	31	13	350	56	119	.471	14	21	.667	27	30	57	17	56	0	14	19	11	126	4.1

3-PT. FG: 1985-86, 0-1 (.000)

PLAYOFFS

	G	GS	MIN	FG	FGA	PCT	FT	FTA	PCT	OFF	DEF	TOT	A	PF	D	ST	TO	BS	PTS	AVG
1985-86	7	—	90	8	28	.286	11	13	.846	6	7	13	4	12	0	2	4	6	27	3.9

SUTTON, GREG — Oral Roberts — #20 — HT: 6-2 — WT: 170

Birthdate: Dec. 3, 1967 — Drafted: 1991, 2nd round (49th overall) by San Antonio

	G	GS	MIN	FG	FGA	PCT	FT	FTA	PCT	OFF	DEF	TOT	A	PF	D	ST	TO	BS	PTS	AVG
1995-96	30	2	465	65	167	.389	20	27	.741	4	31	35	63	56	0	17	45	2	190	6.3

3-PT. FG: 1995-96, 40-96 (.417)

THOMAS, ADONIS — Memphis — #7 — HT: 6-7 — WT: 200

Birthdate: Mar. 25, 1993 — Drafted: N/A

	G	GS	MIN	FG	FGA	PCT	FT	FTA	PCT	OFF	DEF	TOT	A	PF	D	ST	TO	BS	PTS	AVG
2013-14	2	1	13	3	5	.600	0	0	--	0	0	0	1	3	0	0	1	0	7	3.5

3-PT. FG: 2013-14, 1-2 (.500)

THOMAS, JAMES — Texas — #30 — HT: 6-8 — WT: 245

Birthdate: Nov. 22, 1980 — Drafted: Undrafted

	G	GS	MIN	FG	FGA	PCT	FT	FTA	PCT	OFF	DEF	TOT	A	PF	D	ST	TO	BS	PTS	AVG
2005-06	15	0	124	7	13	.538	8	14	.571	8	23	31	1	32	0	0	7	3	22	1.5

THOMAS, KENNY — New Mexico — #9 — HT: 6-7 — WT: 245

Birthdate: July 25, 1977 — Drafted: 1999, 1st round (22nd overall) by Houston

	G	GS	MIN	FG	FGA	PCT	FT	FTA	PCT	OFF	DEF	TOT	A	PF	D	ST	TO	BS	PTS	AVG
2002-03	46	28	1392	178	369	.482	114	152	.750	140	252	392	73	120	2	46	76	22	470	10.2
2003-04	74	72	2699	381	813	.469	243	323	.752	261	489	750	111	219	2	82	172	33	1006	13.6
2004-05	47	43	1344	217	476	.456	95	119	.798	106	202	308	77	151	3	40	83	6	530	11.3
TOTALS	**120**	**100**	**4091**	**559**	**1182**	**.473**	**357**	**475**	**.752**	**401**	**741**	**1142**	**184**	**339**	**4**	**128**	**248**	**55**	**1476**	**12.3**

3-PT FG: 2003-04, 1-5 (.200); 2004-05, 1-4 (.520); TOTALS, 2-9 (.222)

PLAYOFFS

	G	GS	MIN	FG	FGA	PCT	FT	FTA	PCT	OFF	DEF	TOT	A	PF	D	ST	TO	BS	PTS	AVG
2002-03	12	12	389	54	101	.535	19	29	.655	42	70	112	11	42	1	8	19	5	127	10.6

THOMAS, MALCOLM — San Diego State — #11 — HT: 6-9 — WT: 225

Birthdate: Nov. 8, 1988 — Drafted: Undrafted

	G	GS	MIN	FG	FGA	PCT	FT	FTA	PCT	OFF	DEF	TOT	A	PF	D	ST	TO	BS	PTS	AVG
2014-15	17	0	194	18	40	.450	9	13	.692	16	40	56	7	17	0	3	13	1	45	2.6

3-PT. FG: 2014-15, 0-7 (.000)

THOMAS, TIM — Villanova — #1 — HT: 6-10 — WT: 230

Birthdate: Feb. 26, 1977 — Drafted: 1997, 1st round (7th overall) by New Jersey

	G	GS	MIN	FG	FGA	PCT	FT	FTA	PCT	OFF	DEF	TOT	A	PF	D	ST	TO	BS	PTS	AVG
1997-98	77	48	1779	306	684	.447	171	231	.740	107	181	288	90	185	2	54	118	17	845	11.0
1998-99	17	0	188	27	67	.403	19	24	.792	7	26	33	15	21	0	3	15	3	78	4.6
TOTALS	**94**	**48**	**1967**	**333**	**751**	**.443**	**190**	**255**	**.751**	**114**	**207**	**321**	**105**	**206**	**2**	**57**	**133**	**20**	**923**	**9.8**

3-PT. FG: 1997-98, 47-140 (.336); 1998-99, 5-19 (.263); TOTALS, 52- 159 (.327)

THOMPSON, HOLLIS — Georgetown — #31 — HT: 6-8 — WT: 206

Birthdate: Apr. 3, 1991 — Drafted: N/A

	G	GS	MIN	FG	FGA	PCT	FT	FTA	PCT	OFF	DEF	TOT	A	PF	D	ST	TO	BS	PTS	AVG
2013-14	77	41	1742	171	372	.460	52	73	.712	73	174	247	73	144	0	53	60	12	461	6.0
2014-15	71	23	1776	224	543	.413	63	89	.708	53	145	198	85	141	1	57	66	26	626	8.8
2015-16	77	17	2154	270	680	.397	69	96	.719	54	218	272	99	187	2	36	76	24	758	9.8
2016-17	31	1	561	66	159	.415	13	20	.650	15	69	84	26	55	0	14	9	6	171	5.5
TOTALS	**256**	**82**	**6233**	**731**	**1754**	**.417**	**197**	**278**	**.709**	**195**	**606**	**801**	**283**	**527**	**3**	**160**	**211**	**68**	**2016**	**7.9**

3-PT. FG: 2013-14, 67-167 (.401); 2014-15, 115-287 (.401); 2015-16, 149-392 (.380); 2016-17, 26-71 (.366) TOTALS, 357-917 (.389)

THOMPSON, LA SALLE — Texas — #41 — HT: 6-10 — WT: 260

Birthdate: June 23, 1961 — Drafted: 1982, 1st round (5th overall) by Kansas City

	G	GS	MIN	FG	FGA	PCT	FT	FTA	PCT	OFF	DEF	TOT	A	PF	D	ST	TO	BS	PTS	AVG
1995-96	44	11	773	33	83	.398	19	24	.792	62	137	199	26	125	5	19	37	20	85	1.9

THOMPSON, PAUL — Tulane — #33 — HT: 6-6 — WT: 210

Birthdate: May 25, 1961 — Drafted: 1983, 3rd round (50th overall) by Clevland

	G	GS	MIN	FG	FGA	PCT	FT	FTA	PCT	OFF	DEF	TOT	A	PF	D	ST	TO	BS	PTS	AVG

1985-86	23	8	432	70	194	.361	37	43	.860	27	36	63	24	49	1	15	30	17	179	7.8

THORNTON, BOB — **California (Irvine)** — **#23** — **HT: 6-10** — **WT: 225**

Birthdate: July 10, 1962 — **Drafted: 1984, 4th round (87th overall) by New York**

	G	GS	MIN	FG	FGA	PCT	FT	FTA	PCT	OFF	DEF	TOT	A	PF	D	ST	TO	BS	PTS	AVG
1987-88	41	2	508	59	111	.532	29	47	.617	41	58	99	11	80	1	9	27	3	147	3.6
1988-89	54	0	449	47	111	.423	32	60	.533	36	56	92	15	87	0	8	23	7	127	2.4
1989-90	56	0	592	48	112	.429	26	51	.510	45	88	133	17	105	1	20	35	12	123	2.2
TOTALS	**151**	**2**	**1549**	**154**	**334**	**.461**	**87**	**158**	**.551**	**122**	**202**	**324**	**43**	**272**	**2**	**37**	**85**	**22**	**397**	**2.6**

3-PT. FG: 1987-88, 0-2 (.000); 1988-89, 1-3 (.333); 1989-90, 1-3 (.333); TOTALS, 2-8 (.250)

PLAYOFFS

	G	GS	MIN	FG	FGA	PCT	FT	FTA	PCT	OFF	DEF	TOT	A	PF	D	ST	TO	BS	PTS	AVG
1989-90	9	—	89	7	18	.389	5	10	.500	11	4	15	4	22	0	2	2	1	19	2.1

THREATT, SEDALE — **West Virginia Tech** — **#3** — **HT: 6-2** — **WT: 185**

Birthdate: Sept. 10, 1961 — **Drafted: 1983, 6th round (139th overall) by 76ers**

	G	GS	MIN	FG	FGA	PCT	FT	FTA	PCT	OFF	DEF	TOT	A	PF	D	ST	TO	BS	PTS	AVG
1983-84	45	0	464	62	148	.419	23	28	.821	17	23	40	41	65	1	13	33	2	148	3.3
1984-85	82	0	1304	188	416	.452	66	90	.733	21	78	99	175	171	2	80	99	16	446	5.4
1985-86	70	27	1754	310	684	.453	75	90	.833	21	100	121	193	157	1	93	102	5	696	9.9
1986-87	28	8	668	108	261	.414	42	53	.792	18	39	57	82	76	0	32	47	4	265	9.5
TOTALS	**225**	**35**	**4190**	**668**	**1509**	**.443**	**206**	**261**	**.789**	**17**	**240**	**317**	**491**	**469**	**4**	**218**	**281**	**27**	**1555**	**6.9**

3-PT. FG: 1983-84, 1-8 (.125); 1984-8,5 4-22 (.182); 1985-86, 1-24 (.042); 1986-87, 7-16 (.438); TOTALS, 13-70 (.186)

PLAYOFFS

	G	GS	MIN	FG	FGA	PCT	FT	FTA	PCT	OFF	DEF	TOT	A	PF	D	ST	TO	BS	PTS	AVG
1983-84	3	—	6	1	3	.333	0	0	.000	1	1	2	1	0	0	1	2	0	2	0.7
1984-85	4	—	28	2	7	.286	0	0	.000	1	0	1	5	2	0	1	3	0	4	1.0
1985-86	12	—	312	67	143	.469	26	33	.788	6	19	25	42	35	0	23	15	2	160	13.3
TOTALS	**19**	**—**	**346**	**70**	**153**	**.456**	**26**	**33**	**.788**	**8**	**20**	**28**	**48**	**37**	**0**	**25**	**20**	**2**	**166**	**8.7**

3-PT. FG: 1983-84, 0-2 (.000); 1984-85, 0-2 (.000); TOTALS 0-4, (.000)

TONEY, ANDREW — **Southwest Louisiana** — **#22** — **HT: 6-3** — **WT: 185**

Birthdate: Nov. 23, 1957 — **Drafted: 1980, 1st round (8th overall) by 76ers**

	G	GS	MIN	FG	FGA	PCT	FT	FTA	PCT	OFF	DEF	TOT	A	PF	D	ST	TO	BS	PTS	AVG
1980-81	75	57	1768	399	806	.495	161	226	.712	32	111	143	273	234	5	59	219	10	968	12.9
1981-82	77	1	1909	511	979	.522	227	306	.742	43	91	134	283	269	5	64	214	17	1274	16.5
1982-83	81	81	2474	626	1250	.501	324	411	.788	42	183	225	365	255	0	80	271	17	1598	19.7
1983-84	78	72	2556	593	1125	.527	390	465	.839	57	136	193	373	251	1	70	297	23	1588	20.4
1984-85	70	65	2237	450	914	.492	306	355	.862	35	142	177	363	211	1	65	224	24	1245	17.8
1985-86	6	0	84	11	36	.306	3	8	.375	2	3	5	12	8	0	2	7	0	25	4.2
1986-87	52	12	1058	197	437	.451	133	167	.796	16	69	85	188	78	0	18	112	8	549	10.6
1987-88	29	15	522	72	171	.421	58	72	.806	8	39	47	108	35	0	11	50	6	211	7.3
TOTALS	**468**	**303**	**12608**	**2859**	**5718**	**.500**	**1602**	**2010**	**.797**	**235**	**774**	**1009**	**1965**	**1341**	**12**	**369**	**1394**	**105**	**7458**	**15.9**

3-PT. FG: 1980-81, 9-29 (.310); 1981-82, 25-59 (.424); 1982-83, 22-76 (.289); 1983-84, 12-38 (.316); 1984-85, 39-105 (.371); 1985-86, 0-2 (.000); 1986-87, 22-67 (.328); 1987-88, 9-27 (.333); TOTALS 138-403, (.342)

PLAYOFFS

	G	GS	MIN	FG	FGA	PCT	FT	FTA	PCT	OFF	DEF	TOT	A	PF	D	ST	TO	BS	PTS	AVG
1980-81	16	—	356	77	180	.428	66	81	.815	10	27	37	54	50	0	11	54	7	221	13.8
1981-82	21	—	707	185	365	.507	82	103	.796	20	31	51	102	86	1	18	67	2	457	21.8
1982-83	12	—	357	87	185	.470	52	69	.754	11	17	28	55	43	1	11	45	1	226	18.8
1983-84	5	—	180	40	77	.519	23	30	.767	5	6	11	19	24	0	4	25	1	103	20.6
1984-85	13	—	442	83	174	.477	47	61	.770	8	24	32	66	46	0	12	50	5	219	16.8
1986-87	5	—	104	13	34	.382	2	2	1.000	2	7	9	27	16	1	2	16	2	28	5.6
TOTALS	**72**	**—**	**2146**	**485**	**1015**	**.478**	**272**	**346**	**.786**	**56**	**112**	**168**	**323**	**265**	**3**	**58**	**257**	**18**	**1254**	**17.4**

3-PT. FG: 1980-81, 1-9 (.111); 1981-82, 5-15 (.333); 1982-83, 0-5 (.000); 1983-84, 0-5 (.000); 1984-85, 6-14 (.429); 1986-87, 0-3 (.000); TOTALS 12-51, (.235)

ALL-STAR GAME

	G	GS	MIN	FG	FGA	PCT	FT	FTA	PCT	OFF	DEF	TOT	A	PF	D	ST	TO	BS	PTS	AVG
1983	1	0	18	4	5	.800	0	0	---	0	1	1	7	3	0	2	—	0	8	—
1984	1	0	22	6	11	.545	1	1	1.000	0	0	0	3	0	0	2	—	0	13	—
TOTALS	**2**	**0**	**40**	**10**	**16**	**.625**	**1**	**1**	**1.000**	**0**	**1**	**1**	**10**	**3**	**0**	**4**	**—**	**0**	**21**	**10.5**

TOONE, BERNARD — **Marquette** — **#3** — **HT: 6-9** — **WT: 210**

Birthdate: July 14, 1956 — **Drafted: 1979, 2nd round (37th overall) by 76ers**

	G	GS	MIN	FG	FGA	PCT	FT	FTA	PCT	OFF	DEF	TOT	A	PF	D	ST	TO	BS	PTS	AVG
1979-80	23	0	124	23	64	.359	8	10	.800	12	22	34	12	20	0	4	16	5	55	2.4

3-PT. FG: 1979-80, 1-7, (.143)

PLAYOFFS

	G	GS	MIN	FG	FGA	PCT	FT	FTA	PCT	OFF	DEF	TOT	A	PF	D	ST	TO	BS	PTS	AVG
1979-80	4	—	6	0	4	.000	0	0	---	0	1	1	1	1	0	0	0	0	0	0.0

ALL-TIME ROSTER

3-PT. FG: 1979-80, 0-1, (.000)

TRAPP, JOHN Q. — Nevada Southern — #31 — HT: 6-7 — WT: 215
Birthdate: Oct. 2, 1945 — Drafted: 1968, 2nd round (15th overall) by San Diego

	G	GS	MIN	FG	FGA	PCT	FT	FTA	PCT	OFF	DEF	TOT	A	PF	D	ST	TO	BS	PTS	AVG
1972-73	39	11	854	168	408	.412	83	112	.741	—	—	186	47	140	4	—	—	—	419	10.7

TSCHOGL, JOHN — California Santa Barbara — #26 — HT: 6-6 — WT: 210
Birthdate: Apr. 25, 1950 — Drafted: 1972, 4th round (60th overall) by Golden St.

	G	GS	MIN	FG	FGA	PCT	FT	FTA	PCT	OFF	DEF	TOT	A	PF	D	ST	TO	BS	PTS	AVG
1974-75	39	14	623	53	148	.358	13	22	.591	—	—	52	59	111	2	25	—	25	119	3.1

TUCKER, JIM — Duquesne — HT: 6-7 — WT: 185
Birthdate: Dec. 11, 1932 — Drafted: N/A

	G	GS	MIN	FG	FGA	PCT	FT	FTA	PCT	OFF	DEF	TOT	A	PF	D	ST	TO	BS	PTS	AVG
1954-55	20	—	287	39	116	.336	27	38	.711	—	—	97	12	50	0	—	—	—	105	5.3
1955-56	70	—	895	101	290	.348	66	83	.795	—	—	232	38	166	2	—	—	—	268	3.8
1956-57	9	—	110	17	44	.386	0	1	.000	—	—	20	2	26	0	—	—	—	34	3.8
TOTALS	**99**	**—**	**1292**	**157**	**450**	**.349**	**93**	**122**	**.762**	**—**	**—**	**349**	**52**	**242**	**2**	**—**	**—**	**—**	**407**	**4.1**

PLAYOFFS

	G	GS	MIN	FG	FGA	PCT	FT	FTA	PCT	OFF	DEF	TOT	A	PF	D	ST	TO	BS	PTS	AVG
1954-55	9	—	59	8	27	.296	8	9	.889	—	—	15	1	13	0	—	—	—	24	2.7
1955-56	6	—	72	13	34	.382	6	8	.750	—	—	25	2	15	0	—	—	—	32	5.3
TOTALS	**15**	**—**	**131**	**21**	**61**	**.344**	**14**	**17**	**.824**	**—**	**—**	**40**	**3**	**28**	**0**	**—**	**—**	**—**	**56**	**3.7**

TURNER, ANDRE — Memphis State — #4 — HT: 5-11 — WT: 160
Birthdate: Dec. 13, 1964 — Drafted: 1986, 3rd round (69th overall) by LA Lakers

	G	GS	MIN	FG	FGA	PCT	FT	FTA	PCT	OFF	DEF	TOT	A	PF	D	ST	TO	BS	PTS	AVG
1990-91	70	1	1407	168	383	.439	64	87	.736	36	116	152	311	124	0	63	95	0	412	5.9

3-PT FG: 1990-91, 12-22 (.364)

PLAYOFFS

	G	GS	MIN	FG	FGA	PCT	FT	FTA	PCT	OFF	DEF	TOT	A	PF	D	ST	TO	BS	PTS	AVG
1990-91	8	—	189	21	48	.438	13	16	.813	2	11	13	35	12	0	11	8	0	58	7.3

3-PT FG: 1990-91, 3-9 (.333)

TURNER, EVAN — Ohio State — #12 — HT: 6-7 — WT: 220
Birthdate: Oct. 27, 1988 — Drafted: 2010, 1st round (2nd overall) by 76ers

	G	GS	MIN	FG	FGA	PCT	FT	FTA	PCT	OFF	DEF	TOT	A	PF	D	ST	TO	BS	PTS	AVG
2010-11	78	14	1797	225	529	.425	101	125	.808	42	264	306	159	138	0	49	80	14	565	7.2
2011-12	65	20	1713	263	590	.446	73	108	.676	27	349	376	180	117	1	40	10	20	610	9.4
2012-13	82	82	2892	441	1053	.419	154	208	.740	56	461	517	354	197	1	71	187	17	1094	13.3
2013-14	54	54	1886	356	831	.428	189	228	.829	50	272	322	198	147	3	56	155	5	939	17.4
TOTALS	**279**	**170**	**8288**	**1285**	**3003**	**.428**	**517**	**669**	**.773**	**175**	**1346**	**1521**	**891**	**599**	**5**	**216**	**527**	**56**	**3208**	**11.5**

3-PT FG: 2010-11, 14-44 (.318); 2011-12, 11-49 (.224); 2012-13, 58-159 (.365); 2013-14, 38-132 (.288); TOTALS, 121-384 (.315)

PLAYOFFS

	G	GS	MIN	FG	FGA	PCT	FT	FTA	PCT	OFF	DEF	TOT	A	PF	D	ST	TO	BS	PTS	AVG
2010-11	5	0	97	17	38	.447	2	2	1.000	4	19	23	4	9	0	3	0	1	40	8.0
2011-12	13	12	449	56	154	.364	33	48	.688	14	84	98	32	36	0	12	30	6	145	11.2
TOTALS	**18**	**12**	**546**	**73**	**192**	**.380**	**35**	**50**	**.700**	**18**	**103**	**121**	**36**	**45**	**0**	**15**	**30**	**7**	**185**	**10.3**

3-PT FG: 2010-11, 4-5 (.800); 2011-12, 0-6 (.000); TOTALS, 4-11 (.364

TYLER, B.J. (BRANDON JOE) — Texas — #1 — HT: 6-1 — WT: 185
Birthdate: April 30, 1971 — Drafted: 1994, 1st round (20th overall) by 76ers

	G	GS	MIN	FG	FGA	PCT	FT	FTA	PCT	OFF	DEF	TOT	A	PF	D	ST	TO	BS	PTS	AVG
1994-95	55	8	809	72	189	.381	35	51	.700	13	49	62	174	58	0	36	97	2	195	3.5

VAN ARSDALE, TOM — Indiana — #5 — HT: 6-5 — WT: 215
Birthdate: Feb. 22, 1943 — Drafted: 1965, 3rd round (15th overall) by Detroit

	G	GS	MIN	FG	FGA	PCT	FT	FTA	PCT	OFF	DEF	TOT	A	PF	D	ST	TO	BS	PTS	AVG
1972-73	30	30	1029	195	496	.393	140	168	.833	—	—	185	62	101	1	—	—	—	530	17.7
1973-74	78	77	3041	614	1433	.428	298	350	.851	88	305	393	202	300	6	62	—	3	1526	19.6
1974-75	9	6	273	49	116	.422	28	41	.683	7	22	29	16	26	0	13	—	0	126	14.0
TOTALS	**117**	**113**	**4343**	**858**	**2045**	**.420**	**466**	**559**	**.834**	**95**	**327**	**607**	**280**	**427**	**7**	**75**	**—**	**3**	**2182**	**18.6**

VAN HORN, KEITH — Utah — #4 — HT: 6-10 — WT: 255
Birthdate: Oct. 23, 1975 — Drafted: 1997, 1st round (2nd overall) by New Jersey

	G	GS	MIN	FG	FGA	PCT	FT	FTA	PCT	OFF	DEF	TOT	A	PF	D	ST	TO	BS	PTS	AVG
2002-03	74	73	2337	459	952	.482	193	240	.804	159	365	524	93	251	7	63	150	30	1176	15.9

3-PT. FG: 2002-03, 65-176 (.369).

PLAYOFFS

	G	GS	MIN	FG	FGA	PCT	FT	FTA	PCT	OFF	DEF	TOT	A	PF	D	ST	TO	BS	PTS	AVG
2002-03	12	12	402	42	110	.382	27	30	.900	24	66	90	9	41	1	10	26	2	125	10.4

3-PT. FG: 2002-03, 14-32 (.438).

VARNADO, JARVIS — **Mississippi State** — **#40** — **HT: 6-9** — **WT: 230**

Birthdate: Mar. 1, 1988 — **Drafted: 2010, 2nd round (41st overall) by Miami**

	G	GS	MIN	FG	FGA	PCT	FT	FTA	PCT	OFF	DEF	TOT	A	PF	D	ST	TO	BS	PTS	AVG
2013-14	23	0	337	36	60	.600	27	52	.519	19	44	63	13	61	0	10	10	29	99	4.3

VINCENT, JAY — **Michigan State** — **#31** — **HT: 6-8** — **WT: 220**

Birthdate: June 10, 1959 — **Drafted: 1981, 2nd round (24th overall) by Dallas**

	G	GS	MIN	FG	FGA	PCT	FT	FTA	PCT	OFF	DEF	TOT	A	PF	D	ST	TO	BS	PTS	AVG
1989-90	17	5	259	45	105	.429	33	37	.892	13	23	36	8	23	0	10	14	2	124	7.3

3-PT. FG: 1989-90 1-1 (1.000)

VRANES, DANNY — **Utah** — **#20** — **HT: 6-8** — **WT: 220**

Birthdate: Oct. 29, 1958 — **Drafted: 1981, 1st round (5th overall) by Seattle**

	G	GS	MIN	FG	FGA	PCT	FT	FTA	PCT	OFF	DEF	TOT	A	PF	D	ST	TO	BS	PTS	AVG
1986-87	58	6	817	59	138	.428	21	45	.467	51	95	146	30	127	0	35	26	25	140	2.4
1987-88	57	5	772	53	121	.438	15	35	.429	45	72	117	36	100	0	27	25	33	121	2.1
TOTALS	**115**	**11**	**1589**	**112**	**259**	**.432**	**36**	**80**	**.450**	**96**	**167**	**263**	**66**	**227**	**0**	**62**	**51**	**58**	**261**	**2.3**

3-PT. FG: 1986-87, 1-5 (.200); 1987-88, 0-3 (.000); TOTALS 1-8 (.125)

PLAYOFFS

	G	MIN	FG	FGA	PCT	FT	FTA	PCT	OFF	DEF	TOT	A	PF	D	ST	TO	BS	PTS	AVG
1986-87	2	3	0	0	—	0	0	—	0	3	3	0	1	0	0	0	0	0	0.0

VUCEVIC, NIK — **USC** — **#8** — **HT: 7-0** — **WT: 240**

Birthdate: Oct. 24, 1990 — **Drafted: 2011, 1st round (16th overall) by Philadelphia**

	G	GS	MIN	FG	FGA	PCT	FT	FTA	PCT	OFF	DEF	TOT	A	PF	D	ST	TO	BS	PTS	AVG
2011-12	51	15	812	131	291	.450	18	34	.529	88	158	246	31	111	0	20	33	34	283	5.5

3-PT. FG: 2011-12, 3-8 (.375)

PLAYOFFS

	G	GS	MIN	FG	FGA	PCT	FT	FTA	PCT	OFF	DEF	TOT	A	PF	D	ST	TO	BS	PTS	AVG
2011-12	1	0	3	0	1	.000	1	2	.500	0	1	1	0	0	0	0	0	0	1	1.0

WAYNS, MAALIK — **Villanova** — **#18** — **HT: 6-2** — **WT: 200**

Birthdate: May 2, 1991 — **Drafted: Undrafted**

	G	GS	MIN	FG	FGA	PCT	FT	FTA	PCT	OFF	DEF	TOT	A	PF	D	ST	TO	BS	PTS	AVG
2012-13	21	1	165	19	72	.264	13	15	.867	1	4	5	20	18	0	3	13	0	56	2.7

3-PT. FG: 2012-13, 5-25 (.200)

WALKER, CHET — **Bradley** — **#25** — **HT: 6-6 1/2** — **WT: 215**

Birthdate: Feb. 22, 1940 — **Drafted: 1962, 2nd round (12th overall)**

	G	GS	MIN	FG	FGA	PCT	FT	FTA	PCT	OFF	DEF	TOT	A	PF	D	ST	TO	BS	PTS	AVG
1962-63	78	—	1992	352	751	.469	253	362	.699	—	—	561	83	220	3	—	—	—	957	12.3
1963-64	76	—	2775	492	1118	.440	330	464	.711	—	—	784	124	232	3	—	—	—	1314	17.3
1964-65	79	—	2187	377	936	.403	288	388	.742	—	—	528	132	200	2	—	—	—	1042	13.2
1965-66	80	—	2603	443	982	.451	335	468	.716	—	—	636	201	238	3	—	—	—	1221	15.3
1966-67	81	—	2691	561	1150	.488	445	581	.766	—	—	660	188	232	4	—	—	—	1567	19.3
1967-68	82	—	2623	539	1172	.460	387	533	.726	—	—	607	157	252	3	—	—	—	1465	17.9
1968-69	82	—	2753	554	1145	.484	369	459	.804	—	—	640	144	244	0	—	—	—	1477	18.0
TOTALS	**558**	**—**	**17624**	**3318**	**7254**	**.457**	**2407**	**3255**	**.739**	**—**	**—**	**4416**	**1029**	**1618**	**18**	**—**	**—**	**—**	**9043**	**16.2**

PLAYOFFS

	G	GS	MIN	FG	FGA	PCT	FT	FTA	PCT	OFF	DEF	TOT	A	PF	D	ST	TO	BS	PTS	AVG
1962-63	5	—	130	27	53	.509	22	30	.733	—	—	47	9	8	0	—	—	—	76	15.2
1963-64	5	—	190	30	77	.390	34	46	.739	—	—	52	13	15	0	—	—	—	94	18.8
1964-65	11	—	469	83	173	.480	57	75	.760	—	—	79	18	38	0	—	—	—	223	20.3
1965-66	5	—	181	24	64	.375	25	31	.806	—	—	37	15	18	0	—	—	—	73	14.6
1966-67	15	—	551	115	246	.467	96	119	.807	—	—	114	32	44	0	—	—	—	326	21.7
1967-68	13	—	485	86	210	.410	76	112	.679	—	—	96	24	44	1	—	—	—	248	19.1
1968-69	4	—	100	23	43	.535	8	12	.667	—	—	23	8	5	0	—	—	—	54	13.5
TOTALS	**58**	**—**	**2106**	**388**	**866**	**.448**	**318**	**425**	**.748**	**—**	**—**	**448**	**119**	**172**	**1**	**—**	**—**	**—**	**1094**	**18.9**

ALL-STAR GAME

	G	GS	MIN	FG	FGA	PCT	FT	FTA	PCT	OFF	DEF	TOT	A	PF	D	ST	TO	BS	PTS	AVG
1964	1	0	12	2	5	.400	0	0	---	—	—	0	0	1	0	—	—	—	4	
1966	1	0	25	3	10	.300	2	3	.667	—	—	6	4	2	0	—	—	—	8	
1967	1	0	22	6	9	.667	3	4	.750	—	—	4	1	2	0	—	—	—	15	
TOTALS	**3**	**0**	**59**	**11**	**24**	**.458**	**5**	**7**	**.714**	**—**	**—**	**10**	**5**	**5**	**0**	**—**	**—**	**—**	**27**	

WALTERS, REX — **Kansas** — **#23** — **HT: 6-4** — **WT: 190**

ALL-TIME ROSTER

Birthdate: Mar. 12, 1970 — Drafted: 1993, 1st round (16th overall) by New Jersey

	G	GS	MIN	FG	FGA	PCT	FT	FTA	PCT	OFF	DEF	TOT	A	PF	D	ST	TO	BS	PTS	AVG
1995-96	33	8	523	49	115	.426	36	46	.783	11	37	48	95	49	0	22	34	4	153	4.6
1996-97	59	16	1041	148	325	.455	49	62	.790	21	86	107	113	75	1	28	61	3	402	6.8
1997-98	19	0	127	11	29	.379	17	17	1.000	3	6	9	21	17	0	5	17	0	42	2.2
TOTALS	**111**	**24**	**1691**	**208**	**469**	**.443**	**102**	**125**	**.816**	**35**	**129**	**164**	**229**	**141**	**1**	**55**	**112**	**7**	**597**	**5.4**

3-PT. FG: 1995-96, 19-54 (.352); 1996-97, 57-148 (.385); 1997-98, 3-14 (.214); TOTALS, 79-216 (.366)

WARBINGTON, PERRY — Georgia Southern — #6 — HT: 6-2 — WT:165

Birthdate: Sept. 7, 1952 — Drafted: 1974, 9th round (145th overall) by 76ers

	G	GS	MIN	FG	FGA	PCT	FT	FTA	PCT	OFF	DEF	TOT	A	PF	D	ST	TO	BS	PTS	AVG
1974-75	5	0	70	4	21	.190	2	2	1.000	2	6	8	16	16	0	0	—	0	10	2.0

WARD, GERRY — Boston College — #26 — HT: 6-4 — WT: 200

Birthdate: Sept 6, 1941 — Drafted: 1963, 1st round (5th overall) by St. Louis

	G	GS	MIN	FG	FGA	PCT	FT	FTA	PCT	OFF	DEF	TOT	A	PF	D	ST	TO	BS	PTS	AVG
1965-66	66	—	838	67	189	.354	39	60	.650	—	—	89	80	163	3	—	—	—	173	2.6

PLAYOFFS

	G	GS	MIN	FG	FGA	PCT	FT	FTA	PCT	OFF	DEF	TOT	A	PF	D	ST	TO	BS	PTS	AVG
1965-66	5	—	44	2	8	.250	0	1	.000	—	—	5	1	11	0	—	—	—	4	0.8

WARE, CASPER — Long Beach State — #17 — HT: 5-10 — WT: 175

Birthdate: Jan. 17, 1990 — Drafted: N/A

	G	GS	MIN	FG	FGA	PCT	FT	FTA	PCT	OFF	DEF	TOT	A	PF	D	ST	TO	BS	PTS	AVG
2013-14	9	0	116	18	42	.429	5	6	.833	0	9	9	0	11	0	8	5	0	48	5.3

3-PT. FG: 2013-14, 7-21 (.333)

WARLEY, BEN — Tennessee State — #14 — HT: 6-6 — WT: 205

Birthdate: Sept. 4, 1936 — Drafted: 1961, 1st round (6th overall) by Syracuse

	G	GS	MIN	FG	FGA	PCT	FT	FTA	PCT	OFF	DEF	TOT	A	PF	D	ST	TO	BS	PTS	AVG
1962-63	26	—	206	50	111	.450	25	35	.714	—	—	86	4	42	1	—	—	—	125	4.8
1963-64	79	—	1740	215	494	.435	220	305	.721	—	—	619	71	274	5	—	—	—	650	8.2
1964-65	64	—	900	94	253	.372	124	176	.705	—	—	277	53	170	6	—	—	—	312	4.9
1965-66	1	—	6	1	3	.333	0	0	---	—	—	2	0	1	0	—	—	—	2	2.0
TOTALS	**170**	**—**	**2852**	**360**	**861**	**.418**	**369**	**516**	**.715**	**—**	**—**	**984**	**128**	**487**	**12**	**—**	**—**	**—**	**1089**	**6.4**

PLAYOFFS

	G	GS	MIN	FG	FGA	PCT	FT	FTA	PCT	OFF	DEF	TOT	A	PF	D	ST	TO	BS	PTS	AVG
1962-63	2	—	9	0	4	.000	2	4	.500	—	—	3	0	2	0	—	—	—	2	1.0
1963-64	4	—	85	9	23	.391	10	15	.667	—	—	33	2	11	0	—	—	—	28	7.0
1964-65	2	—	6	0	1	.000	0	0	---	—	—	1	1	1	0	—	—	—	0	0.0
TOTALS	**8**	**—**	**100**	**9**	**28**	**.321**	**12**	**19**	**.632**	**—**	**—**	**37**	**3**	**14**	**0**	**—**	**—**	**—**	**30**	**3.8**

WASHINGTON, JIM — Villanova — #12 — HT: 6-7 — WT: 215

Birthdate: July 1, 1943 — Drafted: 1965, 1st round (5th overall) by St. Louis

	G	GS	MIN	FG	FGA	PCT	FT	FTA	PCT	OFF	DEF	TOT	A	PF	D	ST	TO	BS	PTS	AVG
1969-70	79	—	2459	401	842	.476	204	273	.747	—	—	734	104	262	5	—	—	—	1006	12.7
1970-71	78	—	2501	395	829	.476	259	340	.762	—	—	747	97	258	6	—	—	—	1049	13.4
1971-72	17	11	545	68	156	.436	55	67	.821	—	—	135	25	59	3	—	—	—	191	11.2
TOTALS	**174**	**11**	**5503**	**864**	**1827**	**.473**	**518**	**680**	**.762**	**—**	**—**	**1616**	**226**	**579**	**14**	**—**	**—**	**—**	**2246**	**12.9**

PLAYOFFS

	G	GS	MIN	FG	FGA	PCT	FT	FTA	PCT	OFF	DEF	TOT	A	PF	D	ST	TO	BS	PTS	AVG
1969-70	5	—	167	25	57	.439	13	23	.565	—	—	49	9	18	0	—	—	—	63	12.6
1970-71	7	—	216	27	61	.443	26	36	.722	—	—	48	10	24	1	—	—	—	80	11.4
TOTALS	**12**	**—**	**383**	**52**	**118**	**.441**	**39**	**59**	**.661**	**—**	**—**	**97**	**19**	**42**	**1**	**—**	**—**	**—**	**143**	**11.9**

WASHINGTON, WILSON — Old Dominion — #52 — HT: 6-10 — WT: 235

Birthdate: Aug. 3, 1955 — Drafted: 1977, 2nd round (25th overall) by 76ers

	G	GS	MIN	FG	FGA	PCT	FT	FTA	PCT	OFF	DEF	TOT	A	PF	D	ST	TO	BS	PTS	AVG
1977-78	14	0	38	8	19	.421	3	6	.500	2	12	14	1	3	0	1	10	2	19	1.4

WEATHERSPOON, CLARENCE Southern Mississippi — #35 — HT: 6-7 — WT: 240

Birthdate: Sept. 8, 1970 — Drafted: 1992, 1st round (9th overall) by 76ers

	G	GS	MIN	FG	FGA	PCT	FT	FTA	PCT	OFF	DEF	TOT	A	PF	D	ST	TO	BS	PTS	AVG
1992-93	82	82	2654	494	1053	.469	291	408	.713	179	410	589	147	188	1	85	176	67	1280	15.6
1993-94	82	82	3147	602	1246	.483	298	430	.693	254	578	832	192	152	0	100	195	116	1506	18.4
1994-95	76	76	2991	543	1238	.439	283	377	.751	144	382	526	215	195	1	115	191	67	1373	18.1
1995-96	78	75	3096	491	1015	.484	318	426	.746	237	516	753	158	214	3	112	179	108	1300	16.7
1996-97	82	82	2949	398	811	.491	206	279	.738	219	460	679	140	187	0	74	137	86	1003	12.2
1997-98	48	18	1290	141	331	.426	123	174	.707	109	227	336	40	108	1	43	69	52	405	8.4
TOTALS	**448**	**415**	**16127**	**2669**	**5694**	**.469**	**1519**	**2094**	**.725**	**1142**	**2573**	**3715**	**892**	**1044**	**6**	**529**	**947**	**496**	**6867**	**15.3**

3-PT. FG: 1992-93, 1-4 (.250); 1993-94, 4-17 (.235); 1994-95, 4-21 (.190); 1995-96 ,0-2 (.000); 1996-97 1-6 (.167); 1997-98 0-0 (---);

TOTALS, 10-50 (.200)

WEBBER, CHRIS — Michigan — #4 — HT: 6-10 — WT: 245

Birthdate: March 1, 1973 — Drafted: 1993, 1st round (1st overall) by Orlando

	G	GS	MIN	FG	FGA	PCT	FT	FTA	PCT	OFF	DEF	TOT	A	PF	D	ST	TO	BS	PTS	AVG
2004-05	21	21	702	143	366	.391	38	49	.776	36	129	165	66	70	3	26	49	19	328	15.6
2005-06	75	75	2893	617	1422	.434	263	348	.756	184	557	741	256	219	1	103	182	62	1518	20.2
2006-07	18	18	544	89	230	.387	18	28	.643	37	112	149	61	36	0	18	33	15	198	11.0
TOTALS	**114**	**114**	**4139**	**849**	**2018**	**.421**	**319**	**425**	**.751**	**257**	**798**	**1055**	**383**	**325**	**4**	**147**	**264**	**96**	**2044**	**17.9**

3-PT FG: 2004-05, 4-15 (.267); 2005-06, 21-77 (.273); 2006-07, 2-5 (.400); TOTALS, 27-97 (.278)

PLAYOFFS

	G	GS	MIN	FG	FGA	PCT	FT	FTA	PCT	OFF	DEF	TOT	A	PF	D	ST	TO	BS	PTS	AVG
2004-05	5	5	186	39	95	.411	12	16	.750	12	17	29	14	20	0	6	11	1	95	19.0

3-PT FG: 2004-05, 5-14 (.357)

WEEMS, SONNY — Arkansas — #9 — HT: 6-6 — WT: 205

Birthdate: July 8, 1986 — Drafted: 2008, 2nd round (39th overall) by Chicago

	G	GS	MIN	FG	FGA	PCT	FT	FTA	PCT	OFF	DEF	TOT	A	PF	D	ST	TO	BS	PTS	AVG
2015-16	7	0	78	7	21	.333	1	2	.500	1	11	12	2	7	0	0	4	0	17	2.4

3-PT FG: 2015-16, 2-9 (.222)

WEISS, BOB — Penn State — #12 — HT: 6-3 — WT: 180

Birthdate: May 7, 1942 — Drafted: 1965, 3rd round (18th overall) by 76ers

	G	GS	MIN	FG	FGA	PCT	FT	FTA	PCT	OFF	DEF	TOT	A	PF	D	ST	TO	BS	PTS	AVG
1965-66	7	—	30	3	9	.333	0	0	---	—	—	7	4	10	0	—	—	—	6	0.9
1966-67	6	—	29	5	10	.500	2	5	.400	—	—	3	10	8	0	—	—	—	12	2.0
TOTALS	**13**	**—**	**59**	**8**	**19**	**.421**	**2**	**5**	**.400**	**—**	**—**	**10**	**14**	**18**	**0**	**—**	**—**	**—**	**18**	**1.4**

PLAYOFFS

	G	GS	MIN	FG	FGA	PCT	FT	FTA	PCT	OFF	DEF	TOT	A	PF	D	ST	TO	BS	PTS	AVG
1966-67	1	—	4	2	3	.667	0	0	---	—	—	2	2	1	0	—	—	—	4	4.0

WELP, CHRIS — Washington — #44 — HT: 7-0 — WT:245

Birthdate: Jan. 2, 1964 — Drafted: 1987, 1st round (16th overall) by 76ers

	G	GS	MIN	FG	FGA	PCT	FT	FTA	PCT	OFF	DEF	TOT	A	PF	D	ST	TO	BS	PTS	AVG
1987-88	10	0	132	18	31	.581	12	18	.667	11	13	24	5	25	0	5	9	5	48	4.8
1988-89	72	0	843	99	222	.446	48	73	.658	59	134	193	29	176	0	23	42	41	246	3.4
TOTALS	**82**	**0**	**975**	**117**	**253**	**.462**	**60**	**91**	**.659**	**70**	**147**	**217**	**34**	**201**	**0**	**28**	**51**	**46**	**294**	**3.6**

3-PT.FG: 1988-89, 0-1 (.000)

PLAYOFFS

	G	GS	MIN	FG	FGA	PCT	FT	FTA	PCT	OFF	DEF	TOT	A	PF	D	ST	TO	BS	PTS	AVG
1988-89	3	—	22	1	3	.333	0	2	.000	0	7	7	0	7	0	0	1	0	2	0.7

WESLEY, WALT — Kansas — #26 — HT: 6-11 — WT: 230

Birthdate: Apr. 25, 1945 — Drafted: 1966, 1st round (6th overall) by Cincinnati

	G	GS	MIN	FG	FGA	PCT	FT	FTA	PCT	OFF	DEF	TOT	A	PF	D	ST	TO	BS	PTS	AVG
1974-75	4	0	33	5	9	.556	2	4	.500	4	4	8	1	8	0	0	—	0	12	3.0

WHITE, HUBIE — Villanova — #23 — HT: 6-4 — WT: 205

Birthdate: Jan. 26, 1940 — Drafted: 1962, 2nd round (14th overall) by Philadelphia

	G	GS	MIN	FG	FGA	PCT	FT	FTA	PCT	OFF	DEF	TOT	A	PF	D	ST	TO	BS	PTS	AVG
1963-64	23	—	196	31	105	.295	17	28	.607			42	12	28	0				79	3.4

WIGGINS, MITCHELL — Florida State — #23 — HT: 6-4 — WT: 185

Birthdate: Sept. 28, 1959 — Drafted: 1983, 1st round (23rd overall) by Indiana

	G	GS	MIN	FG	FGA	PCT	FT	FTA	PCT	OFF	DEF	TOT	A	PF	D	ST	TO	BS	PTS	AVG
1991-92	49	0	569	88	229	.384	35	51	.686	43	51	94	22	67	0	20	25	1	211	4.3

3 PT. FG: 1991-92, 0-1 (.000)

WILKINS, DAMIEN — Georgia — #8 — HT: 6-6 — WT: 225

Birthdate: Jan. 11, 1980 — Drafted: Undrafted

	G	GS	MIN	FG	FGA	PCT	FT	FTA	PCT	OFF	DEF	TOT	A	PF	D	ST	TO	BS	PTS	AVG
2012-13	61	21	1095	145	316	.459	81	109	.743	32	73	105	91	98	0	37	49	18	388	6.4

3-PT. FG: 2012-13, 17-51 (.333)

WILKINS, EDDIE LEE — Gardner Webb — #45 — HT: 6-10 — WT: 265

Birthdate: May 7, 1962 — Drafted: 1984, 6th round (133rd overall) by New York

	G	GS	MIN	FG	FGA	PCT	FT	FTA	PCT	OFF	DEF	TOT	A	PF	D	ST	TO	BS	PTS	AVG
1992-93	26	0	192	55	97	.567	48	78	.615	14	26	40	2	34	1	7	17	1	158	6.1

3-PT. FG: 1992-93, 0-2 (.000)

WILLIAMS, ELLIOT — Memphis — #25 — HT: 6-5 — WT: 180

Birthdate: June 20, 1989 — Drafted: 2010, 1st round (22nd overall) by Portland

	G	GS	MIN	FG	FGA	PCT	FT	FTA	PCT	OFF	DEF	TOT	A	PF	D	ST	TO	BS	PTS	AVG
2013-14	67	2	1157	140	337	.415	87	119	.731	30	100	130	72	126	0	35	68	3	404	6.0

3-PT. FG: 2013-14, 37-125 (.296)

ALL-TIME ROSTER

WILLIAMS, JAYSON — **St. John's** — **#55** — **HT: 6-10** — **WT: 240**

Birthdate: Feb. 22, 1968 — **Drafted: 1990, 1st round (21st overall) by Phoenix**

	G	GS	MIN	FG	FGA	PCT	FT	FTA	PCT	OFF	DEF	TOT	A	PF	D	ST	TO	BS	PTS	AVG
1990-91	52	1	508	72	161	.447	37	56	.661	41	70	111	16	92	1	9	40	6	182	3.5
1991-92	50	8	646	75	206	.364	56	88	.636	62	83	145	12	110	1	20	44	20	206	4.1
TOTALS	**102**	**9**	**1154**	**147**	**367**	**.401**	**93**	**144**	**.646**	**103**	**153**	**256**	**28**	**202**	**2**	**29**	**84**	**26**	**388**	**3.8**

3-PT. FG: 1990-91, 1-2 (.500)

WILLIAMS, LOU — **South Gwinnett HS (Ga.)** — **#23** — **HT: 6-1** — **WT: 175**

Birthdate: Oct. 27, 1986 — **Drafted: 2005, 2nd round (45th overall) by 76ers**

	G	GS	MIN	FG	FGA	PCT	FT	FTA	PCT	OFF	DEF	TOT	A	PF	D	ST	TO	BS	PTS	AVG
2005-06	30	0	145	23	52	.442	8	13	.615	3	16	19	10	13	0	5	13	0	56	1.9
2006-07	61	0	688	93	211	.441	64	92	.696	17	53	70	110	42	0	22	46	1	262	4.3
2007-08	80	0	1862	319	752	.424	227	290	.783	41	126	167	253	130	0	81	125	13	920	11.5
2008-09	81	0	1919	336	844	.398	304	385	.790	36	129	165	242	128	0	85	151	14	1039	12.8
2009-10	64	38	1911	318	677	.470	192	233	.824	25	162	187	268	110	1	80	106	15	898	14.0
2010-11	75	0	1747	323	795	.406	293	356	.823	32	117	149	252	128	1	47	102	17	1027	13.7
2011-12	64	0	1682	318	782	.407	237	292	.812	30	125	155	221	90	0	53	71	18	956	14.9
TOTALS	**455**	**38**	**9955**	**1730**	**4113**	**.421**	**1325**	**1661**	**.798**	**184**	**728**	**912**	**1356**	**641**	**2**	**373**	**614**	**78**	**5158**	**11.3**

3-PT. FG: 2005-06, 2-9 (.222); 2006-07, 12-37 (.324); 2007-08, 55-153 (.359); 2008-09, 63-220 (.286), 2009-10, 70-206 (.340); 2010-11, 88-253 (.348); 2011-12, 83-229 (.362); TOTALS, 373-1107 (.337)

PLAYOFFS

	G	GS	MIN	FG	FGA	PCT	FT	FTA	PCT	OFF	DEF	TOT	A	PF	D	ST	TO	BS	PTS	AVG
2007-08	6	0	135	24	60	.400	22	30	.733	3	9	12	12	11	0	6	7	0	72	12.0
2008-09	6	0	149	21	51	.412	10	15	.667	2	13	15	17	10	0	3	12	1	58	9.7
2010-11	5	0	130	17	52	.327	14	19	.737	0	8	8	15	6	0	5	4	0	54	10.8
2011-12	13	0	358	50	142	.352	41	52	.788	3	24	27	39	17	0	13	16	0	149	11.5
TOTALS	**30**	**0**	**772**	**112**	**305**	**.367**	**87**	**116**	**.750**	**8**	**54**	**62**	**83**	**44**	**0**	**27**	**39**	**1**	**333**	**11.1**

3 PT. FG: 2007-08, 2-9 (.222); 2008-09, 6-16 (.375); 2010-11, 6-20 (.300); 2011-12, 8-48 (.167); TOTALS, 22-93 (237)

WILLIAMS, MONTY — **Notre Dame** — **#5** — **HT: 6-8** — **WT: 225**

Birthdate: Oct. 8, 1971 — **Drafted: 1994, 1st round (24th overall) by New York**

	G	GS	MIN	FG	FGA	PCT	FT	FTA	PCT	OFF	DEF	TOT	A	PF	D	ST	TO	BS	PTS	AVG
2002-03	21	2	276	34	80	.425	24	32	.750	12	33	45	26	33	0	12	17	5	92	4.4
2003-04																				

INJURED LIST - LEFT KNEE PAIN (TRADED TO ORLANDO ON 12/23/03)

3 PT. FG: 2002-03, 0-2 (.000)

PLAYOFFS

	G	GS	MIN	FG	FGA	PCT	FT	FTA	PCT	OFF	DEF	TOT	A	PF	D	ST	TO	BS	PTS	AVG
2002-03	10	0	96	8	23	.348	3	4	.750	7	8	15	0	12	0	2	4	0	19	1.9

3 PT. FG: 2002-03, 0-1 (.000)

WILLIAMS, SAM — **Arizona State** — **#33** — **HT: 6-8** — **WT: 215**

Birthdate: Mar. 7, 1959 — **Drafted: 1981, 2nd round (33rd overall) by Golden St.**

	G	GS	MIN	FG	FGA	PCT	FT	FTA	PCT	OFF	DEF	TOT	A	PF	D	ST	TO	BS	PTS	AVG
1983-84	70	12	1375	193	405	.477	86	133	.647	117	209	326	60	203	3	62	96	103	472	6.7
1984-85	46	8	488	58	148	.392	28	47	.596	38	68	106	11	92	1	26	44	26	144	3.1
TOTALS	**116**	**20**	**1863**	**251**	**553**	**.454**	**114**	**180**	**.633**	**155**	**277**	**432**	**71**	**295**	**4**	**88**	**140**	**129**	**616**	**5.3**

3-PT. FG: 1983-84, 0-1 (.000); 1984-85, 0-1 (.000); TOTALS, 0-2 (.000)

PLAYOFFS

	G	GS	MIN	FG	FGA	PCT	FT	FTA	PCT	OFF	DEF	TOT	A	PF	D	ST	TO	BS	PTS	AVG
1983-84	4	—	55	2	8	.250	1	2	.500	1	5	6	3	7	0	2	5	6	5	1.3
1984-85	5	—	26	1	6	.167	3	10	.300	4	8	12	0	2	0	0	4	0	5	1.0
TOTALS	**9**	**9**	**81**	**3**	**14**	**.214**	**4**	**12**	**.333**	**5**	**13**	**18**	**3**	**9**	**0**	**2**	**9**	**6**	**10**	**1.1**

3-PT. FG: 1983-84, 0-1 (.000); 1984-85, 0-1 (.000); TOTALS, 0-2 (.000)

WILLIAMS, SCOTT — **North Carolina** — **#55** — **HT: 6-10** — **WT: 230**

Birthdate: March 24, 1968 — **Drafted: Undrafted (1990)**

	G	GS	MIN	FG	FGA	PCT	FT	FTA	PCT	OFF	DEF	TOT	A	PF	D	ST	TO	BS	PTS	AVG
1994-95	77	43	1781	206	434	.475	79	107	.738	173	312	485	59	237	4	71	84	40	491	6.4
1995-96	13	1	193	15	29	.517	10	12	.833	13	33	46	5	27	0	6	8	7	40	3.1
1996-97	62	52	1317	162	318	.509	38	55	.891	155	242	397	41	206	5	44	50	41	362	5.8
1997-98	58	7	801	93	213	.437	51	63	.810	87	124	211	29	132	0	17	30	21	237	4.1
1998-99	2	0	17	0	2	.000	0	0	---	1	1	2	1	4	0	2	2	1	0	0.0
TOTALS	**212**	**103**	**4109**	**476**	**996**	**.478**	**178**	**237**	**.751**	**429**	**712**	**1141**	**135**	**606**	**9**	**140**	**174**	**110**	**1130**	**5.3**

3-PT. FG: 1994-95, 0-7 (.000); 1995-96, 0-2 (.000);1996-97, 0-2 (.000); 1997-98, 0-5 (.000); 1998-99, 0-0 (.000); TOTALS, 0-16 (.000)

WILLIAMSON, CORLISS — **Arkansas** — **#14** — **HT: 6-7** — **WT: 245**

Birthdate: Dec. 4, 1973 — **Drafted: 1995, 1st round (13th overall) by Sacramento**

	G	GS	MIN	FG	FGA	PCT	FT	FTA	PCT	OFF	DEF	TOT	A	PF	D	ST	TO	BS	PTS	AVG
2004-05	48	5	1056	194	417	.465	130	165	.788	73	105	178	43	144	1	26	60	12	518	10.8

WILSON, GEORGE — **Cincinnati** — **#16** — **HT: 6-8** — **WT: 230**

Birthdate: May 9, 1942 — **Drafted: 1964, 1st territorial pick by Cincinnati**

	G	GS	MIN	FG	FGA	PCT	FT	FTA	PCT	OFF	DEF	TOT	A	PF	D	ST	TO	BS	PTS	AVG
1968-69	38	—	552	81	182	.445	60	84	.714	—	—	216	32	87	1	—	—	—	222	5.8
1969-70	67	—	836	118	304	.388	122	172	.709	—	—	317	52	145	3	—	—	—	358	5.3
TOTALS	**105**	**—**	**1388**	**199**	**486**	**.409**	**182**	**256**	**.711**	**—**	**—**	**533**	**84**	**232**	**4**	**—**	**—**	**—**	**580**	**5.5**

PLAYOFFS

	G	GS	MIN	FG	FGA	PCT	FT	FTA	PCT	OFF	DEF	TOT	A	PF	D	ST	TO	BS	PTS	AVG
1968-69	5	—	45	0	7	.000	3	4	.750	—	—	18	8	9	0	—	—	—	3	0.6
1969-70	2	—	23	4	13	.308	1	1	1.000	—	—	12	1	4	0	—	—	—	9	4.5
TOTALS	**7**	**—**	**68**	**4**	**20**	**.200**	**4**	**5**	**.800**	**—**	**—**	**30**	**9**	**13**	**0**	**—**	**—**	**—**	**12**	**1.7**

WILSON, TREVOR — UCLA — #30 — HT: 6-8 — WT: 215

Birthdate: March 16, 1968 — Drafted: 1990, 2nd round (36th overall) by Atlanta

	G	GS	MIN	FG	FGA	PCT	FT	FTA	PCT	OFF	DEF	TOT	A	PF	D	ST	TO	BS	PTS	AVG
1995-96	6	0	79	10	20	.500	3	4	.750	7	7	14	4	9	0	3	1	0	23	3.8

WINGATE, DAVID — Georgetown — #25 — HT: 6-5 — WT: 185

Birthdate: Dec. 15, 1963 — Drafted: 1986, 2nd round (44th overall) by 76ers

	G	GS	MIN	FG	FGA	PCT	FT	FTA	PCT	OFF	DEF	TOT	A	PF	D	ST	TO	BS	PTS	AVG
1986-87	77	9	1612	259	602	.430	149	201	.741	70	86	156	155	169	1	93	128	19	680	8.8
1987-88	61	22	1419	218	545	.400	99	132	.750	44	57	101	119	125	0	47	104	22	545	8.9
1988-89	33	6	372	54	115	.470	27	34	.794	12	25	37	73	43	0	9	35	2	137	4.2
TOTALS	**171**	**37**	**3403**	**531**	**1262**	**.419**	**275**	**367**	**.749**	**126**	**168**	**294**	**347**	**337**	**1**	**149**	**267**	**43**	**1362**	**8.0**

3-PT. FG: 1986-87, 13-52 (.250); 1987-88, 10-40 (.250); 1988-89, 2-6 (.333); TOTALS, 25-98 (.255)

PLAYOFFS

	G	GS	MIN	FG	FGA	PCT	FT	FTA	PCT	OFF	DEF	TOT	A	PF	D	ST	TO	BS	PTS	AVG
1986-87	5	—	90	15	37	.405	9	14	.643	5	7	12	9	11	1	5	8	1	41	8.2

3-PT. FG: 1986-87 2-2, 1.000

WINTERS, VOISE — Bradley — #11 — HT: 6-8 — WT: 200

Birthdate: Oct. 12, 1962 — Drafted: 1985, 2nd round (44th overall) by 76ers

	G	GS	MIN	FG	FGA	PCT	FT	FTA	PCT	OFF	DEF	TOT	A	PF	D	ST	TO	BS	PTS	AVG
1985-86	4	0	17	3	13	.231	0	0	---	1	2	3	0	1	0	1	2	0	6	1.5

3-PT. FG: 1985-86, 0-1 (.000)

WOHL, DAVE — Pennsylvania — #13 — HT: 6-2 — WT: 185

Birthdate: Nov. 2, 1949 — Drafted: 1971, 3rd round (46th overall) by 76ers

	G	GS	MIN	FG	FGA	PCT	FT	FTA	PCT	OFF	DEF	TOT	A	PF	D	ST	TO	BS	PTS	AVG
1971-72	79	32	1628	243	567	.429	156	206	.757	—	—	150	228	229	2	—	—	—	642	8.1

WOOD, CHRISTIAN — Nevada-Las Vegas — #35 — HT: 6-11 — WT: 220

Birthdate: Sept. 27, 1995 — Drafted: Undrafted

	G	GS	MIN	FG	FGA	PCT	FT	FTA	PCT	OFF	DEF	TOT	A	PF	D	ST	TO	BS	PTS	AVG
2015-16	17	0	145	22	53	.415	13	21	.619	13	25	38	3	11	0	5	2	7	61	3.6

3-PT FG: 2015-16, 4-11 (.364)

WOOD, LEON — California Fullerton — #20 — HT: 6-3 — WT: 185

Birthdate: March 25, 1962 — Drafted: 1984, 1st round (10th overall) by 76ers

	G	GS	MIN	FG	FGA	PCT	FT	FTA	PCT	OFF	DEF	TOT	A	PF	D	ST	TO	BS	PTS	AVG
1984-85	38	1	269	50	134	.373	18	26	.692	3	15	18	45	17	0	8	25	0	122	3.2
1985-86	29	1	455	57	136	.419	27	34	.794	9	18	27	75	24	0	14	20	0	154	5.3
TOTALS	**67**	**2**	**724**	**107**	**270**	**.396**	**45**	**60**	**.750**	**12**	**33**	**45**	**120**	**41**	**0**	**22**	**45**	**0**	**276**	**4.1**

3-PT. FG: 1984-85 4-30; 1985-86 13-29; TOTALS 17-59, .288

PLAYOFFS

	G	GS	MIN	FG	FGA	PCT	FT	FTA	PCT	OFF	DEF	TOT	A	PF	D	ST	TO	BS	PTS	AVG
1984-85	5	—	15	4	9	.444	6	8	.750	0	1	1	2	0	0	0	3	0	14	2.8

3-PT FG: 1984-85 0-1, .000

WOOLRIDGE, ORLANDO — Notre Dame — #0 — HT: 6-9 — WT: 215

Birthdate: December 16, 1959 — Drafted: 1981, 1st round (6th overall) by Atlanta

	G	GS	MIN	FG	FGA	PCT	FT	FTA	PCT	OFF	DEF	TOT	A	PF	D	ST	TO	BS	PTS	AVG
1993-94	74	1	1955	364	773	.471	208	302	.689	103	195	298	139	186	1	41	142	56	937	12.0

3-PT. FG: 1-14, .071

WRIGHT, DORELL — South Kent Prep HS (CT) — #4 — HT: 6-9 — WT: 205

Birthdate: Dec. 2 1985 — Drafted: 2004, 1st round (19th overall) by Miami

	G	GS	MIN	FG	FGA	PCT	FT	FTA	PCT	OFF	DEF	TOT	A	PF	D	ST	TO	BS	PTS	AVG
2012-13	79	8	1783	237	599	.396	120	141	.851	42	260	302	150	98	0	62	64	35	729	9.2

3-PT. FG: 2012-13, 135-361 (.374)

WRIGHT, SHARONE — Clemson — #4 — HT: 6-11 — WT: 260

Birthdate: January 30, 1973 — Drafted: 1994, 1st round (6th pick) by 76ers

	G	GS	MIN	FG	FGA	PCT	FT	FTA	PCT	OFF	DEF	TOT	A	PF	D	ST	TO	BS	PTS	AVG
1994-95	79	49	2044	361	776	.465	182	282	.645	191	281	472	48	246	5	37	151	104	904	11.4
1995-96	46	32	1136	183	384	.477	117	186	.629	124	175	299	27	125	2	24	81	39	483	10.5
TOTALS	**125**	**81**	**3180**	**544**	**1160**	**.469**	**299**	**468**	**.639**	**315**	**456**	**771**	**75**	**371**	**7**	**61**	**232**	**143**	**1387**	**11.1**

3-PT. FG: 1994-95 0-8; 1995-96 0-0; TOTALS 0-8, .000

WROTEN, TONY — Washington — #8 — HT: 6-5 — WT: 205

Birthdate: Apr. 13, 1993 — Drafted: 2012, 1st round (25th overall) by Memphis

	G	GS	MIN	FG	FGA	PCT	FT	FTA	PCT	OFF	DEF	TOT	A	PF	D	ST	TO	BS	PTS	AVG
2013-14	72	16	1765	345	808	.427	209	326	.641	69	159	228	217	151	1	78	204	16	939	13.0
2014-15	30	15	895	175	434	.403	120	180	.667	22	64	86	157	72	1	48	113	8	507	16.9
2015-16	8	3	144	22	65	.338	20	37	.541	2	19	21	20	11	0	3	29	0	67	8.4
TOTALS	**110**	**34**	**2804**	**542**	**1307**	**.415**	**80**	**347**	**.231**	**93**	**242**	**335**	**394**	**234**	**2**	**129**	**346**	**24**	**1513**	**13.8**

ALL-TIME ROSTER

3-PT. FG: 2013-14, 40-188 (.213); 2014-15, 37-142 (.261); 2015-16, 3-17 (.176); TOTALS 80-347 (.231)

YARDLEY III, GEORGE — Stanford — HT: 6-5 — WT: 195
Birthdate: Nov. 3, 1928 — Drafted: 1950, by Fort Wayne

	G	GS	MIN	FG	FGA	PCT	FT	FTA	PCT	OFF	DEF	TOT	A	PF	D	ST	TO	BS	PTS	AVG
1958-59*	61	—	1839	446	1042	.428	317	407	.779	—	—	431	65	159	3	—	—	—	1209	19.8
1959-60	73	—	2402	546	1205	.453	381	467	.816	—	—	579	122	227	2	—	—	—	1473	20.2
TOTALS	**134**	**—**	**4241**	**992**	**2247**	**.441**	**698**	**874**	**.799**	**—**	**—**	**1010**	**187**	**386**	**5**	**—**	**—**	**—**	**2682**	**20.0**

PLAYOFFS

	G	GS	MIN	FG	FGA	PCT	FT	FTA	PCT	OFF	DEF	TOT	A	PF	D	ST	TO	BS	PTS	AVG
1958-59	9	—	333	83	189	.439	60	70	.857	—	—	87	21	29	0	—	—	—	226	25.1
1959-60	3	—	88	15	39	.385	10	12	.833	—	—	17	1	9	0	—	—	—	40	13.3
TOTALS	**12**	**—**	**421**	**98**	**228**	**.430**	**70**	**82**	**.854**	**—**	**—**	**104**	**22**	**38**	**0**	**—**	**—**	**—**	**266**	**22.2**

ALL-STAR GAME

	G	GS	MIN	FG	FGA	PCT	FT	FTA	PCT	OFF	DEF	TOT	A	PF	D	ST	TO	BS	PTS	AVG
1960	1	0	16	5	9	.556	1	2	.500	—	—	3	0	—	—	—	—	—	11	11.0

YATES, BARRY — Maryland — #35 — HT: 6-7 — WT: 215
Birthdate: Jan. 30, 1946 — Drafted: 1971, 8th round (131st overall) by 76ers

	G	GS	MIN	FG	FGA	PCT	FT	FTA	PCT	OFF	DEF	TOT	A	PF	D	ST	TO	BS	PTS	AVG
1971-72	24	1	144	31	83	.373	7	11	.636	—	—	40	7	14	0	—	—	—	69	2.9

YOUNG, JAMES — #8 — HT: 6-6 — WT: 215
Birthdate: Aug. 19, 1995 — Drafted: 2014, 1st round (17th overall) by Boston

	G	GS	MIN	FG	FGA	PCT	FT	FTA	PCT	OFF	DEF	TOT	A	PF	D	ST	TO	BS	PTS	AVG
2017-18	6	0	61	5	14	.357	4	6	.667	0	2	2	2	4	0	0	1	0	17	2.8

3-PT FG: 2017-18, 3-10 (.300)

YOUNG, MICHAEL — Houston — #8 — HT: 6-7 — WT: 220
Birthdate: Jan. 2, 1961 — Drafted: 1984, 1st round (24th overall) by Boston

	G	GS	MIN	FG	FGA	PCT	FT	FTA	PCT	OFF	DEF	TOT	A	PF	D	ST	TO	BS	PTS	AVG
1985-86	2	0	2	0	2	.000	0	0	.000	0	0	0	0	0	0	0	0	0	0	0.0

YOUNG, NICK — USC — #1 — HT: 6-6 — WT: 210
Birthdate: June 1, 1985 — Drafted: 2007, 1st round (16th overall) by Washington

	G	GS	MIN	FG	FGA	PCT	FT	FTA	PCT	OFF	DEF	TOT	A	PF	D	ST	TO	BS	PTS	AVG
2012-13	59	17	1411	224	542	.413	105	128	.820	24	106	130	84	84	0	36	50	14	628	10.6

3-PT. FG: 2012-13, 75-210 (.357)

YOUNG, SAM — Pittsburgh — #7 — HT: 6-6 — WT: 220
Birthdate: Jun. 1, 1985 — Drafted: 2009, 2nd round (36th overall) by Memphis

	G	GS	MIN	FG	FGA	PCT	FT	FTA	PCT	OFF	DEF	TOT	A	PF	D	ST	TO	BS	PTS	AVG
2011-12	14	0	135	13	44	.295	9	14	.643	6	15	21	6	11	0	6	7	4	40	2.9

3-PT. FG: 2011-12, 5-8 (.625)

PLAYOFFS

	G	GS	MIN	FG	FGA	PCT	FT	FTA	PCT	OFF	DEF	TOT	A	PF	D	ST	TO	BS	PTS	AVG
2011-12	2	0	4	0	2	.000	0	0	—	0	0	0	0	0	0	0	0	0	0	0.0

3 PT. FG: 2011-12, 0-1 (.000)

YOUNG, THADDEUS — Georgia Tech — #21 — HT: 6-8 — WT: 220
Birthdate: June 21, 1988 — Drafted: 2007, 1st round (12th overall) by 76ers

	G	GS	MIN	FG	FGA	PCT	FT	FTA	PCT	OFF	DEF	TOT	A	PF	D	ST	TO	BS	PTS	AVG
2007-08	74	22	1554	264	490	.539	76	103	.738	120	192	312	58	126	1	73	64	8	610	8.2
2008-09	75	71	2577	475	960	.495	139	189	.735	139	238	377	86	165	0	100	118	23	1145	15.3
2009-10	67	45	2145	382	813	.470	114	165	.691	130	220	350	97	133	0	81	126	15	926	13.8
2010-11	82	1	2135	458	847	.541	123	174	.707	153	281	434	82	170	0	90	99	26	1045	12.7
2011-12	63	1	1755	348	687	.507	111	144	.771	137	188	325	74	127	3	64	55	41	808	12.8
2012-13	76	76	2629	509	958	.531	108	188	.574	182	389	571	125	191	1	133	90	55	1127	14.8
2013-14	79	78	2718	582	1283	.454	163	229	.712	166	310	476	182	213	1	167	165	36	1417	17.9
TOTALS	**516**	**294**	**15516**	**3018**	**6038**	**.500**	**834**	**1192**	**.700**	**1027**	**1818**	**2845**	**704**	**1125**	**6**	**708**	**717**	**204**	**7078**	**13.7**

3-PT. FG: 2007-08, 6-19 (.316); 2008-09, 56-164 (.341); 2009-10, 48-138 (.348); 2010-11, 6-22 (.273); 2011-12, 1-4 (.250); 2012-13, 1-8 (.125); 2013-14, 90-292 (.308); TOTALS, 208-647 (.321)

PLAYOFFS

	G	GS	MIN	FG	FGA	PCT	FT	FTA	PCT	OFF	DEF	TOT	A	PF	D	ST	TO	BS	PTS	AVG
2007-08	6	6	160	24	50	.480	12	14	.857	15	12	27	4	7	0	7	4	0	61	10.2
2008-09	6	6	229	31	69	.449	5	6	.833	9	18	27	8	17	0	6	8	1	72	12.0
2010-11	5	0	127	25	60	.417	7	12	.583	17	12	29	4	13	0	4	7	1	57	11.4
2011-12	13	0	277	39	91	.429	22	31	.710	25	43	68	15	25	0	7	15	7	100	7.7
TOTALS	**17**	**12**	**516**	**80**	**190**	**.444**	**24**	**32**	**.750**	**41**	**42**	**83**	**16**	**37**	**0**	**17**	**19**	**2**	**190**	**11.2**

3-PT. FG: 2007-08, 1-5 (.200); 2008-09, 5-12 (.417); 2010-11, 0-1 (.000); TOTALS 6-18 (.333)

76ERS ALL-TIME ROSTER BY SCHOOL

Alabama	MICHAEL ANSLEY
Alabama	JIM FARMER
Alabama	DERRICK McKEY
Albany State	CALDWELL JONES
Albany State	CHARLES JONES
American International	MARIO ELIE
Appalachian State	BELUS VAN SMAWLEY
Arizona	CONIEL NORMAN
Arizona	T.J. MCCONNELL
Arizona	ERIC MONEY
Arizona	ANDRE IGUODALA
Arizona	JERRYD BAYLESS
Arizona State	LIONEL HOLLINS
Arizona State	KURT NIMPHIUS
Arizona State	SAM WILLIAMS
Arizona State	ISAAC AUSTIN
Arkansas	ANDREW LANG
Arkansas	SONNY WEEMS
Arkansas	CORLISS WILLIAMSON
Arkansas Little Rock	JIM LAMPLEY
Arkansas Little Rock	PETE MYERS
Assumption	JAKE JONES
Auburn	CHARLES BARKLEY
Baylor	BRIAN SKINNER
Boston College	GERRY WARD
Boston College	DANA BARROS
Bowling Green	AL BIANCHI
Bowling Green	ANTONIO DANIELS
Bowling Green	RICHAUN HOLMES
Bradley	BARNEY CABLE
Bradley	CHET WALKER
Bradley	MITCHELL ANDERSON
Bradley	VOISE WINTERS
Bradley	HERSEY HAWKINS
Bradley	ANTHONY PARKER
Bridgeport	MANUTE BOL
Brigham Young	CRAIG RAYMOND
Brigham Young	SHAWN BRADLEY
Brigham Young	BRANDON DAVIES
Cal State Fullerton	BRUCE BOWEN
California (Irvine)	SCOTT BROOKS
California (Irvine)	BOB THORNTON
California	DARRALL IMHOFF
California	MARK McNAMARA
California	KEBU STEWART
California	FRANCISCO ELSON
California Fullerton	LEON WOOD
California Santa Barbara	JAMES NUNNALLY
California Santa Barbara	BRIAN SHAW
California Santa Barbara	JOHN TSCHOGL
Canisius	LEROY CHOLLET
Canisius	AL MASINO
Charleston (W.Va.)	GEORGE KING, JR.
Cincinnati	CORIE BLOUNT
Cincinnati	CONNIE DIERKING
Cincinnati	ART LONG
Cincinnati	KENNY SATTERFIELD
Cincinnati	GEORGE WILSON
Clemson	TREVOR BOOKER
Clemson	GREG BUCKNER
Clemson	K.J. McDANIELS
Clemson	SHARONE WRIGHT
Cleveland State	FRANKLIN EDWARDS
Colorado State	BOB RULE
Colorado State	DALE SCHLUETER
Colorado State	JASON SMITH
Connecticut	TOBY KIMBALL
Connecticut	BRUCE KUCZENSKI
Connecticut	KEVIN OLLIE
Connecticut	DONYELL MARSHALL
Cornell	EDWARD PETERSON
Creighton	BENOIT BENJAMIN
Creighton	RODNEY BUFORD
Creighton	KYLE KORVER
Croatia	TONI KUKOC
Davidson	FRED HETZEL
Dayton	Chris Johnson
Dayton	DON MAY
Dayton	DON SMITH
DePaul	BATO GOVEDARICA
DePaul	STEVEN HUNTER
Detroit	EARL CURETON
DePaul	TERRY CUMMINGS
Detroit-Mercy	WILLIE GREEN
Drake	JEFF HALLIBURTON
Drake	LEWIS LLOYD
Duke	ALAA ABDELNABY
Duke	ELTON BRAND
Duke	JOHNNY DAWKINS
Duke	MIKE GMINSKI
Duke	DAVID HENDERSON
Duke	GERALD HENDERSON
Duke	ART HEYMAN
Duke	ANTONIO LANG
Duke	ROSHOWN McLEOD
Duke	JAHLIL OKAFOR
Duke	SHAVLIK RANDOLPH
Duke	JJ REDICK
Duke	JIM SPANARKEL
Duquesne	DERRICK ALSTON
Duquesne	JIM TUCKER
Elon	JESSE BRANSON
Evans H.S. (Orlando, FL)	DARRYL DAWKINS
Fairfiled	DENG GAI
F.C. Barcelona	EFTHIMIOS RENTZIAS
Florida	VERNON MAXWELL
Florida	MARREESE SPEIGHTS
Florida A&M	CLEMON JOHNSON
Florida International	RAJA BELL
Florida State	THARON MAYES
Florida State	MITCHELL WIGGINS
Fordham	ED CONLIN
Fresno State	RON ANDERSON
Furman	FRANK SELVEY
Gardner Webb	EDDIE LEE WILKINS
George Washington	MIKE BROWN
George Washington	JOE HOLUP
Georgetown	RAY CORLEY
Georgetown	ALLEN IVERSON
Georgetown	JAREN JACKSON
Georgetown	DIKEMBE MUTOMBO
Georgetown	HOLLIS THOMPSON
Georgetown	HENRY SIMS
Georgetown	DAVID WINGATE
Georgia	JUMAINE JONES
Georgia Southern	MICHAEL CURRY
Georgia Southern	PERRY WARBINGTON
Georgia State	LANARD COPELAND
Georgia Tech	MATT GEIGER
Georgia Tech	MATT HARPRING
Georgia Tech	ALVIN JONES
Georgia Tech	BRIAN OLIVER
Georgia Tech	THADDEUS YOUNG
Grambling State	BOB HOPKINS
Grant Tech	ED LOFGRAN
Guilford	LLOYD (WORLD) FREE
Guilford	BOB KAUFFMAN
Hampton	RICK MAHORN

ALL-TIME ROSTER

76ERS ALL-TIME ROSTER BY SCHOOL

Hardin Simmons	HARVEY CATCHINGS
Hawaii	TREVOR RUFFIN
Hawaii	RED ROCHA
Hofstra	SPEEDY CLAXTON
Holy Cross	TOGO PALAZZI
Houston	MICHAEL YOUNG
Idaho State	STEVE HAYES
Illinois	JOHN (RED) KERR
Illinois	WALLY OSTERKON
Illinois	MIKE PRICE
Illinois	DAVE SCHOLZ
Illinois State	DOUG COLLINS
Indiana	CLARENCE (BUTCH) CARTER
Indiana	DICK FARLEY
Indiana	GREG GRAHAM
Indiana	ALAN HENDERSON
Indiana	GEORGE McGINNIS
Indiana	TOM VAN ARSDALE
Iona	SEAN GREEN
Iona	JEFF RULAND
Iowa	REGGIE EVANS
Iowa	NOBLE JORGENSEN
Iowa	GREG STOKES
Iowa State	CRAIG BRACKINS
Iowa State	JEFF GRAYER
Iowa State	JEFF HORNACEK
Jackson H.S. (Queens, NY)	LLOYD DANIELS
Kansas	BILL BRIDGES
Kansas	WILT CHAMBERLAIN
Kansas	JOEL EMBIID
Kansas	KEVIN PRITCHARD
Kansas	THOMAS ROBINSON
Kansas	REX WALTERS
Kansas	WALT WESLEY
Kansas State	DICK KNOSTMAN
Kansas State	JACOB PULLEN
Kentucky	JODIE MEEKS
Kentucky	NAZR MOHAMMED
Kentucky	NERLENS NOEL
Kentucky	DANIEL ORTON
Kentucky	ALEX POYTHRESS
Kentucky	JAMES YOUNG
Kings College (Del.)	GEORGE DEMPSEY
La Salle	JOE BRYANT
La Salle	LARRY CANNON
La Salle	KEN DURRETT
La Salle	DOUG OVERTON
La Salle	STEVEN SMITH
Lamar	ADRIAN CALDWELL
LeMoyne	DON SAVAGE
Long Beach State	LUCIOUS HARRIS
Long Beach State	Casper Ware
Long Island University	LUTHER GREEN
Louisville	FOREST ABLE
Louisville	JEROME HARMON
Louisville	BOB LOCHMUELLER
Louisville	KENNY PAYNE
Louisville	DEREK SMITH
Louisiana (Lafayatte)	SHAWN LONG
Loyola (Chicago)	ED EARLE
Loyola (Chicago)	MIKE NOVAK
Loyola (La.)	LEROY CHOLLET
Loyola Marymount	COREY GAINES
LSU	STANLEY ROBERTS
LSU	BEN SIMMONS
LSU	JABARI SMITH
Marquette	DARIUS JOHNSON-ODOM
Marquette	BERNARD TOONE
Marshall	HAL GREER
Maryland	BEN COLEMAN
Maryland	JERRY GREENSPAN
Maryland	ALBERT KING
Maryland	TONY MASSENBURG
Maryland	JOE SMITH
Maryland	BARRY YATES
Massachusetts	JULIUS ERVING
Massachusetts	AL SKINNER
Memphis	RODNEY CARNEY
Memphis	ADONIS THOMAS
Memphis	ELLIOT WILLIAMS
Memphis State	VINCENT ASKEW
Memphis State	ANDRE TURNER
Miami (Ohio)	FRED FOSTER
Miami (Fla.)	TIM JAMES
Miami (Fla.)	JOHN SALMONS
Michigan	RICKEY GREEN
Michigan	BOB HARRISON
Michigan	SEAN HIGGINS
Michigan	TIM McCORMICK
Michigan	DARIUS MORRIS
Michigan	GLENN ROBINSON III
Michigan	NIK STAUSKAS
Michigan	CHRIS WEBBER
Michigan State	TERRY FURLOW
Michigan State	JOHN GREEN
Michigan State	ANTHONY 'PIG' MILLER
Michigan State	RALPH SIMPSON
Michigan State	SCOTT SKILES
Michigan State	ERIC SNOW
Michigan State	JAY VINCENT
Middle Tennessee State	WARREN KIDD
Minnesota	WILLIE BURTON
Minnesota	ARCHIE CLARK
Mississippi State	BAILEY HOWELL
Mississippi State	JEFF MALONE
Mississippi State	JARVIS VARNADO
Mississippi Valley State	ALFONSO FORD
Missouri	PHIL PRESSEY
Missouri	KAREEM RUSH
Mt. St. Mary's	FRED CARTER
Murray State	ISAIAH CANAAN
Nebraska	DAVE HOPPEN
Nevada	JaVALE McGEE
Nevada Las Vegas	ARMON GILLIAM
Nevada Las Vegas	CHRISTIAN WOOD
Nevada Southern	JOHN Q. TRAPP
New Mexico	DREW GORDON
New Mexico	KENNY THOMAS
New Mexico State	STEVE COLTER
New Orleans	RONNIE GRANDISON
New Orleans	TONY HARRIS
New York U.	JAMES BRASCO
New York U.	CAL RAMSEY
New York University	DOLPH SCHAYES
Niagara	LARRY COSTELLO
Niagara	MANNY LEAKS
None	AL CERVI
None	JOE GRABOSKI
None	GEORGE RATKOVICZ
None	CONNIE SIMMONS
North Carolina	BILLY CUNNINGHAM
North Carolina	BOBBY JONES
North Carolina	TOM KEARNS
North Carolina	GEORGE LYNCH
North Carolina	BOB McADOO
North Carolina	JAMES MICHAEL McADOO
North Carolina	KENDALL MARSHALL
North Carolina	ERIC MONTROSS

76ERS ALL-TIME ROSTER BY SCHOOL

North Carolina ..... LEE SHAFFER II
North Carolina ..... JERRY STACKHOUSE
North Carolina ..... SCOTT WILLIAMS
North Carolina State ..... LORENZO BROWN
North Carolina State ..... CHARLES SHACKLEFORD
Northeastern ..... PERRY MOSS
Northern Illinois ..... XAVIER SILAS
Notre Dame ..... ELMER BENNETT
Notre Dame ..... RAY CORLEY
Notre Dame ..... DEMETRIUS JACKSON
Notre Dame ..... MONTY WILLIAMS
Notre Dame ..... ORLANDO WOOLRIDGE
Okaloosa-Walton CC ..... KEDRICK BROWN
Ohio State ..... JIMMY JACKSON
Ohio State ..... Byron Mullens
Ohio State ..... JOE ROBERTS
Ohio State ..... DAVE SORENSON
Ohio State ..... EVAN TURNER
Ohio State ..... HERB WILLIAMS
Oklahoma ..... HARVEY GRANT
Oklahoma State ..... JAMES ANDERSON
Oklahoma State ..... RICHARD DUMAS
Oklahoma State ..... THOMAS JORDAN
Oklahoma State ..... IVAN MCFARLIN
Old Dominion ..... WILSON WASHINGTON
Oral Roberts ..... GREG SUTTON
Oregon ..... JIM BARNETT
Oregon State ..... FRED BOYD
Oregon State ..... MEL COUNTS
Oregon State ..... DAVE GAMBEE
Oregon State ..... SWEDE HALBROOK
Oregon State ..... RED ROCHA
Pan American ..... LUKE JACKSON
Pennsylvania ..... ERNIE BECK
Pennsylvania ..... IRA BOWMAN
Pennsylvania ..... DAVE WOHL
Penn State ..... CALVIN BOOTH
Penn State ..... TIM FRAZIER
Penn State ..... BOB WEISS
Petersburg H.S. (VA) ..... MOSES MALONE
Pittsburgh ..... VONTEEGO CUMMINGS
Pittsburgh ..... SAM YOUNG
Purdue ..... CARL LANDRY
Purdue ..... GLENN ROBINSON
Purdue ..... JIM ROWINSKI
Redcliffe H.S., Australia ..... MARK BRADTKE
Richmond ..... JUSTIN HARPER
Rutgers ..... ROY HINSON
Russia ..... ALEXEY SHVED
St. Bonaventure ..... FRED CRAWFORD
St. Bonaventure ..... BILLY KENVILLE
St. John's (N.Y.) ..... GERRY CALABRESE
St. John's (N.Y.) ..... LEROY ELLIS
St. John's (N.Y.) ..... ZENDON HAMILTON
St. John's (N.Y.) ..... GEORGE JOHNSON
St. John's (N.Y.) ..... SHELTON JONES
St. John's (N.Y.) ..... FUZZY LEVANE
St. John's (N.Y.) ..... KEVIN LOUGHERY
St. John's (N.Y.) ..... JaKARR SAMPSON
St. John's (N.Y.) ..... JAYSON WILLIAMS
St. Joseph's ..... CLIFF ANDERSON
St. Joseph's ..... MIKE BANTOM
St. Joseph's ..... STEVE COURTIN
St. Joseph's ..... MATT GUOKAS
St. Louis ..... LARRY HUGHES
St. Mary's (TX) ..... ROBERT REID
San Diego State ..... MICHAEL CAGE
San Diego State ..... MALCOLM THOMAS
San Francisco ..... ED LOFGRAN
San Francisco ..... MARLON REDMOND
San Francisco ..... FREDDIE SCOLARI
Santa Clara ..... DENNIS AWTREY
Santa Clara ..... BUD OGDEN
Seattle ..... CLINT RICHARDSON
Seton Hall ..... MARK BRYANT
Seton Hall ..... SAMUEL DALEMBERT
Seton Hall ..... JOHNNY MACKNOWSKI
Seton Hall ..... GLENN MOSLEY
Slovenia ..... Primoz Brezec
South Alabama ..... TERRY CATLEDGE
South Alabama ..... DEXTER SHOUSE
South Carolina ..... MIKE DUNLEAVY
South Gwinnett HS ..... LOUIS WILLIAMS
Southern California ..... JOHN BLOCK
Southern California ..... SAM CLANCY
Southern California ..... DEWAYNE DEDMON
Southern California ..... ALEX HANNUM
Southern California ..... CLIFF ROBINSON
Southern California ..... NIK VUCEVIC
Southern Mississippi ..... JOE COURTNEY
Southern Mississippi ..... CLARENCE WEATHERSPOON
Southwest Louisiana ..... ANDREW TONEY
Stanford ..... PAUL NEUMANN
Stanford ..... GEORGE YARDLEY III
Stanford ..... CHASSON RANDLE
Syracuse ..... DAMONE BROWN
Syracuse ..... MICHAEL CARTER-WIILIAMS
Syracuse ..... DERRICK COLEMAN
Syracuse ..... BILLY GABOR
Syracuse ..... JERAMI GRANT
Syracuse ..... BILLY OWENS
Syracuse ..... LEO RAUTINS
Temple ..... LAVOY ALLEN
Temple ..... JERRY BASKERVILLE
Temple ..... WILLIAM CUNNINGHAM
Temple ..... MARC JACKSON
Temple ..... OLLIE JOHNSON
Temple ..... AARON McKIE
Temple ..... TIM PERRY
Temple ..... JUAN 'PEPE' SANCHEZ
Tennessee ..... REGGIE JOHNSON
Tennessee State ..... DICK BARNETT
Tennessee State ..... ROBERT COVINGTON
Tennessee State ..... MONTI DAVIS
Tennessee State ..... TED McCLAIN
Tennessee State ..... PORTER MERIWETHER
Tennessee State ..... BEN WARLEY
Tennessee Tech ..... RON FILIPEK
Tennessee-Chattanooga ..... RUSS SCHOENE
Texas ..... JAMES THOMAS
Texas ..... LA SALLE THOMPSON
Texas ..... B.J. (BRANDON JOE) TYLER
Texas ..... ROYAL IVEY
Texas Christian (TCU) ..... LEE NAILON
Texas Tech ..... TONY BATTIE
Texas Tech ..... MARK DAVIS
Toledo ..... LARRY JONES
Toledo ..... STEVE MIX
Toledo ..... JIM RAY
Toledo ..... PAUL SEYMOUR
Toledo ..... CASEY SHAW
Trenton State ..... GREG GRANT
Tulane ..... JERALD HONEYCUTT
Tulane ..... PAUL THOMPSON
Tulsa ..... MICHAEL RUFFIN
Turkey ..... FURKAN ALDEMIR
UCLA ..... MATT BARNES
UCLA ..... HENRY BIBBY

ALL-TIME ROSTER

76ERS ALL-TIME ROSTER BY SCHOOL

UCLA	LARRY DREW II
UCLA	JRUE HOLIDAY
UCLA	JASON KAPONO
UCLA	DON MacLEAN
UCLA	LUC MBAH A MOUTE
UCLA	TREVOR WILSON
UNLV	LOUIS AMUNDSON
Utah	JERRY CHAMBERS
Utah	TOM CHAMBERS
Utah	ANDRE MILLER
Utah	KEITH VAN HORN
Utah	DANNY VRANES
Utah State	SHALER HALIMON
Vanderbilt	ROD FREEMAN
Vanderbilt	CLYDE LEE
Villanova	MICHAEL BRADLEY
Villanova	LARRY HENNESSY
Villanova	WALI JONES
Villanova	BILLY MELCHIONNI
Villanova	ED PINCKNEY
Villanova	BOB SCHAFER
Villanova	TIM THOMAS
Villanova	JIM WASHINGTON
Villanova	HUBIE WHITE
Virginia	MARC IAVARONI
Virginia	JUSTIN ANDERSON
Virginia Commonwealth	GERALD HENDERSON
Virginia Commonwealth	ERIC MAYNOR
Virginia Tech	ALLAN BRISTOW
Wake Forest	LEN CHAPPELL
Wake Forest	KENNY GREEN
Wake Forest	RODNEY ROGERS
Wake Forest	ISH SMITH
Wake Forest	DARIUS SONGAILA
Washington	MARKELLE FULTZ
Washington	SPENCER HAWES
Washington	BOBBY JONES
Washington	TODD MacCULLOCH
Washington	CHRIS WELP
Washington	TONY WROTEN
Washington State	MARK HENDRICKSON
West Texas State	MAURICE CHEEKS
West Virginia State	EARL LLOYD
West Virginia Tech	SEDALE THREATT
Westminster	NOBLE JORGENSEN
Western Carolina	FRANKIE KING
Western Kentucky	FOREST ABLE
Western Kentucky	BOB LAVOY
Western Kentucky	CHUCK OSBORNE
Wichita State	NATE BOWMAN
Winston Salem	JIM REID
Wisconsin	AL HENRY
Wisconsin	WES MATTHEWS
Wofford	JIM NEAL
Wright State	BILL EDWARDS
Wyoming	JOSH DAVIS
Wyoming	ERIC LECKNER
Wyoming	THEO RATLIFF
Xavier (Ohio)	TYRONE HILL
Xavier (Ohio)	LUTHER RACKLEY

76ERS ALL-TIME ALPHABETICAL ROSTER

A

Abdelnaby, Alaa	1	1994-95
Able, Forest	1	1956-57
Aldemir, Furkan	1	2014-15
Allen, Lavoy	3	2011-14
Alston, Derrick	2	1994-96
Amundson, Louis	2	2006-08
Anderson, Cliff	1	1970-71
Anderson, Mitchell	1	1982-83
Anderson, James	1	2013-14
Anderson, Justin	2	2016-18
Anderson, Ron	5	1988-93
Ansley, Michael	1	1991-92
Askew, Vincent	1	1987-88
Austin, Isaac	1	1993-94
Awtrey, Dennis	3	1970-73

B

Bantom, Mike	1	1981-82
Barkley, Charles	8	1984-92
Barnes, Matt	2	2004-06
Barnett, Dick	2	1959-61
Barnett, Jim	1	1976-77
Barros, Dana	2	1993-95
Baskerville, Jerry	1	1975-76
Battie, Tony	2	2010-12
Bayless, Jerryd	2	2016-18
Beck, Ernie	1	1960-61
Belinelli, Marco	1	2017-18
Bell, Raja	2	2000-02
Benjamin, Benoit	2	1997-99
Bennett, Elmer	1	1995-96
Bianchi, Al	10	1956-66
Bibby, Henry	4	1976-80
Block, John	1	1972-73
Blount, Corie	1	2001-02
Bol, Manute	4	1990-94
Booker, Trevor	1	2017-18
Booth, Calvin	1	2007-08
Bowen, Bruce	1	1999-00
Bowman, Ira	2	1999-00, 2001-02
Boyd, Fred	4	1972-76
Brackins, Craig	2	2010-12
Bradley, Michael	2	2004-06
Bradley, Shawn	3	1993-96
Bradtke, Mark	1	1996-97
Brand, Elton	5	2008-12, 2015-16
Branson, Jesse	1	1965-66
Brasco, James	1	1952-53
Brezec, Primoz	1	2009-10
Bridges, Bill	2	1971-73
Bristow, Allan	2	1973-75
Brooks, Scott	2	1988-90
Brown, Damone	1	2001-02
Brown, Lorenzo	1	2013-14
Brown, Kedrick	1	2004-05
Brown, Kwame	2	2012-14
Brown, Mike	1	1995-96
Bryant, Joe	4	1975-79
Bryant, Mark	1	2002-03
Buckner, Greg	2	2002-04
Buford, Rodney	1	2000-01
Burton, Willie	1	1994-95

C

Cable, Barney	2	1959-61
Cage, Michael	1	1996-97
Calabrese, Gerry	2	1950-52
Caldwell, Adrian	1	1996-97
Canaan, Isaiah	2	2014-16
Cannon, Larry	1	1973-74
Carney, Rodney	3	2006-08, 2009-10
Carter, Clarence (Butch)	1	1985-86
Carter, Fred	6	1971-77
Carter-Williams, Michael	2	2013-15
Catchings, Harvey	5	1974-79
Catledge, Terry	1	1985-86
Cervi, Al	4	1949-53
Chamberlain, Wilt	4	1964-68
Chambers, Tom	1	1997-98
Chappell, Len	2	1962-64
Cheeks, Maurice	11	1978-89
Chollet, Leroy	2	1949-51
Clark, Archie	4	1968-72
Claxton, Speedy	1	2001-02
Coleman, Ben	2	1987-89
Coleman, Derrick	6	1995-98, 2001-04
Collins, Doug	8	1973-81
Colter, Steve	2	1986-88
Conlin, Ed	4	1955-59
Copeland, Lanard	1	1989-90
Corley, Ray	1	1949-50
Costello, Larry	10	1957-67
Counts, Mel	1	1972-73
Courtin, Steve	1	1964-65
Courtney, Joe	1	1996-97
Covington, Robert	4	2014-18
Crawford, Fred	1	1970-71
Cummings, Terry	1	1997-98
Cumming, Vonteego	1	2001-02
Cunningham, Billy	9	1965-72, 1974-76
Cunningham, William	1	1997-98
Cureton, Earl	3	1980-83
Curry, Michael	1	1993-94

D

Dalembert, Samuel	8	2001-10
Daniels, Antonio	1	2010-11
Daniels, Lloyd	1	1994-95
Davies, Brandon	2	2013-15
Davis, Josh	1	2004-05
Davis, Mark	2	1996-98
Davis, Monti	1	1980-81
Dawkins, Darryl	7	1975-82
Dawkins, Johnny	5	1989-94
Dedmon, Dewayne	1	2013-14
Dempsey, George	1	1958-59
Dierking, Connie	5	1958-60, 1963-65, 1970-71
Drew II, Larry	2	2014-15, 2017-18
Dumas, Richard	1	1995-96
Dunleavy, Mike	2	1976-78
Durrett, Ken	1	1974-75

E

Earle, Ed	1	1953-54
Edwards, Bill	1	1993-94
Edwards, Franklin	3	1981-84
Elie, Mario	1	1990-91
Ellis, Leroy	4	1972-76
Elson, Francisco		2009-10
Embiid, Joel	2	2011-12, 2016-18
Erving, Julius	11	1976-87
Evans, Reggie	2	2007-09

F

Farley, Dick	2	1954-56
Farmer, Jim	1	1990-91
Filipek, Ron	1	1967-68
Ford, Alfonso	1	1994-95
Foster, Fred	2	1970-72
Frazier, Tim	1	2014-15
Free, Lloyd (World)	4	1975-78, 1986-87
Freeman, Rod	1	1973-74
Fultz, Markelle	1	2017-18
Furlow, Terry	1	1976-77

G

Gabor, Billy	6	1949-55
Gai, Deng	1	2005-06
Gaines, Corey	2	1989-90, 1994-95
Gambee, Dave	7	1960-67
Geiger, Matt	4	1998-02
Gilliam, Armen	3	1990-93
Giricek, Gordan	1	2007-08
Gminski, Mike	4	1987-91
Gordon, Drew	1	2014-15
Govedarcia, Bato	1	1953-54
Graboski, Joe	1	1961-62
Graham, Greg	3	1993-96
Grant, Greg	3	1991-93, 1995-96
Grant, Harvey	1	1998-99
Grant, Jerami	3	2014-17
Grayer, Jeff	1	1994-95
Green, John	2	1967-69
Green, Kenny	2	1985-87
Green, Luther	1	1972-73
Green, Rickey	1	1990-91
Green, Sean	1	1993-94
Green, Willie	7	2003-10
Greenspan, Jerry	2	1963-64
Greer, Hal	15	1958-73
Guokas, Matt	5	1966-71

H

Halbrook, Swede	2	1960-62
Halimon, Shaler	1	1968-69
Halliburton, Jeff	1	1972-73
Hamilton, Zendon	1	2003-04
Hannum, Alex	2	1949-51
Harmon, Jerome	1	1994-95
Harper, Justin	1	2016-17
Harpring, Matt	1	2001-02
Harris, Tony	1	1990-91
Harrison, Bob	2	1956-58
Hawes, Spencer	4	2010-14
Hawkins, Hersey	5	1988-93
Hayes, Steve	1	1984-85
Henderson, Alan	1	2006-07
Henderson, David	1	1987-88
Henderson, Gerald	2	1987-89
Henderson, Gerald	1	2016-17
Hendrickson, Mark	1	1996-97
Hennessy, Larry	1	1956-57
Henry, Al	2	1970-72
Hetzel, Fred	1	1969-70

ALL-TIME ROSTER

76ERS ALL-TIME ALPHABETICAL ROSTER

Heyman, Art	1	1965-66
Higgins, Sean	1	1995-96
Hill, Tyrone	4	1998-01, 2002-03
Hinson, Roy	2	1986-88
Holiday, Justin	1	2012-13
Holiday, Jrue	4	2009-13
Hollins, Lionel	3	1979-82
Holmes, Richaun	3	2015-18
Holup, Joe	2	1956-58
Honeycutt, Jerald	1	1998-99
Hopkins, Bob	4	1956-60
Hoppen, Dave	2	1990-92
Hornacek, Jeff	2	1992-94
Howell, Bailey	1	1970-71
Hughes, Larry	2	1998-00
Hunter, Steven	2	2005-07

I

Iavaroni, Marc	3	1982-85
Iguodala, Andre	8	2004-12
Illyasova, Ersan	2	2016-17, 2017-18
Imhoff, Darrall	2	1968-70
Iverson, Allen	12	1996-07, 2009-10
Ivey, Royal	3	2008-10 2012-13

J

Jackson, Demetrius	1	2017-18
Jackson, Jaren	1	1994-95
Jackson, Jimmy	1	1997-98
Jackson, Luke	8	1964-72
Jackson, Marc	2	2003-05
James, Tim	1	2001-02
Jenkins, Charles	1	2012-13
Johnson, Amir	1	2017-18
Johnson, Chris	1	2014-15
Johnson, Clemon	4	1982-86
Johnson, George	1	1984-85
Johnson, Ollie	2	1980-82
Johnson, Reggie	1	1982-83
Johnson-Odom, Darius	1	2013-14
Jones, Alvin	1	2001-02
Jones, Bobby	8	1978-86
Jones, Bobby	1	2006-07
Jones, Caldwell	6	1976-82
Jones, Charles	1	1983-84
Jones, Jake	1	1971-72
Jones, Jumaine	2	1999-01
Jones, Larry	2	1964-65, 1973-74
Jones, Shelton	1	1988-89
Jones, Wali	7	1965-71, 1975-76
Jordan, Thomas	1	1992-93
Jorgensen, Noble	3	1950-53

K

Kapono, Jason	2	2009-11
Kearns, Tom	1	1958-59
Kenville, Billy	3	1953-56
Kerr, John (Red)	11	1954-65
Kidd, Warren	1	1993-94
Kimball, Toby	1	1973-74
King, Albert	1	1987-88
King, Frankie	1	1996-97
King, George Jr.	5	1951-56
Knostman, Dick	1	1953-54
Korver, Kyle	5	2003-07
Korkmaz, Furkan	1	2017-18
Kuczenski, Bruce	1	1983-84
Kukoc, Toni	2	1999-01

L

Lampley, Jim	1	1986-87
Landry, Carl	1	2015-16
Lang, Andrew	1	1992-93
Lang, Antonio	1	1999-00
Lavoy, Bob	1	1953-54
Leaks, Manny	1	1972-73
Leckner, Eric	1	1993-94
Lee, Clyde	2	1974-76
Lee, Malcolm	1	2014-15
Levane, Fuzzy	1	1949-50
Lloyd, Earl	6	1952-58
Lloyd, Lewis	1	1989-90
Lochmueller, Bob	1	1952-53
Lofgran, Ed	1	1950-51
Long, Art	1	2002-03
Long, Shawn	1	2016-17
Loughery, Kevin	2	1971-73
Luwawu-Cabarrot, Timothe	2	2016-18
Lynch, George	3	1998-01

M

MacCulloch, Todd	4	1999-01, 2002-04
Mack, Shelvin	1	2012-13
Macknowski, Johnny	2	1949-51
MacLean, Don	1	1996-97
Mahorn, Rick	3	1989-91, 1998-99
Malone, Jeff	3	1993-96
Malone, Moses	5	1982-86. 1993-94
Marshall, Donyell	1	2008-09
Marshall, Kendall	1	2015-16
Masino, Al	1	1953-54
Massenburg, Tony	1	1995-96
Matthews, Wes	1	1983-84
Maxwell, Vernon	2	1995-96, 2000-01
May, Don	2	1972-74
Mayes, Tharon	1	1991-92
Maynor, Eric	1	2013-14
Mbah a Moute, Luc	1	2014-15
McAdoo, Bob	1	1985-86
McAdoo, James Michael	1	2017-18
McCaskill, Amal	1	2003-04
McClain, Ted	1	1977-78
McConnell, T.J.	3	2016-18
McCormick, Tim	2	1986-88
McDaniels, K.J.	1	2014-15
McFarlin, Ivan	1	2006-07
McGee, JaVale	1	2014-15
McGinnis, George	3	1975-78
McKey, Derrick	1	2001-02
McKie, Aaron	8	1997-05
McLeod, Roshown	1	2000-01
McNamara, Mark	3	1982-83, 1986-88
Meeks, Jodie	2	2009-11
Melchionni, Billy	2	1966-68
Meriwether, Porter	1	1962-63
Miller, Andre	3	2006-09
Miller, Anthony	1	2000-01
Mix, Steve	9	1973-82
Mohammed, Nazr	3	1998-01
Money, Eric	2	1978-80
Montross, Eric	1	1997-98
Morris, Darius	1	2013-14
Moultrie, Arnett	2	2012-14
Mosley, Glenn	1	1977-78
Moss, Perry	1	1985-86
Mullens, Byron	1	2013-14
Mutombo, Dikembe	2	2000-02
Myers, Pete	1	1988-89

N

Nailon, Lee	1	2005-06
Neal, Jim	1	1953-54
Neumann, Paul	4	1961-65
Nimphius, Kurt	1	1989-90
Nocioni, Andres	1	2010-11
Noel, Nerlens	4	2013-17
Norman, Coniel	2	1974-76
Novak, Mike	1	1953-54
Nunnally, James	1	2013-14

O

Ogden, Bud	2	1969-71
Okafor, Jahlil	3	2015-18
Oliver, Brian	2	1990-92
Ollie, Kevin	6	1999-01, 2004-08
Orton, Daniel	1	2013-14
Osborne, Chuck	1	1961-62
Osterkon, Wally	4	1951-55
Overton, Doug	3	1996-99
Owens, Billy	1	1999-00

P

Palazzi, Togo	4	1956-60
Pargo, Jeremy	1	2012-13
Parker, Anthony	2	1997-99
Payne, Kenny	4	1989-93
Perry, Tim	4	1992-96
Peterson, Edward	2	1949-51
Pinckney, Ed	1	1995-96
Poythress, Alex	1	2016-17
Pressey, Phil	1	2015-16
Price, Mike	1	1972-73
Pritchard, Kevin	1	1994-95
Pullen, Jacob	1	2017-18

Q, R

Rackley, Luther	1	1973-74
Ramsey, Cal	1	1960-61
Randle, Chassen	1	2016-17
Randolph, Shavlik	3	2005-08
Ratkovicz, George	3	1949-52
Ratliff, Theo	4	1997-01
	1	2008-09
Rautins, Leo	1	1983-84
Ray, Jim	2	1956-57, 1959-60
Raymond, Craig	1	1968-69
Redmond, Marlon	1	1978-79
Redick, JJ	1	2017-18
Reid, Jim	1	1967-68
Reid, Robert	1	1990-91
Rentzias, Efthimios	1	2002-03
Richardson, Clint	6	1979-85
Richardson, Jason	3	2012-15

76ERS ALL-TIME ALPHABETICAL ROSTER

Roberts, Joe	3	1960-63
Roberts, Stanley	1	1999-00
Robinson, Cliff	3	1986-89
Robinson, Glenn	1	2003-04
Robinson III, Glenn	1	2014-15
Robinson, Thomas	1	2013-15
Rocha, Red	4	1951-53, 1954-56
Rodriguez, Sergio	1	2016-17
Rogers, Rodney	1	2004-05
Rowinski, Jim	1	1988-89
Ruffin, Michael	1	2001-02
Ruffin, Trevor	1	1995-96
Ruland, Jeff	2	1986-87, 1991-92
Rule, Bob	2	1971-73
Rush, Kareem	1	2008-09

S

Salmons, John	4	2002-06
Sampson, JaKarr	2	2014-16
Sanchez, Juan (Pepe)	1	2000-01
Šarić, Dario	2	2016-18
Satterfield, Kenny	1	2002-03
Savage, Don	2	1951-52, 1956-57
Schafer, Bob	2	1955-57
Schayes, Dolph	16	1948-64
Schlueter, Dale	1	1972-73
Schoene, Russ	1	1982-83
Scholz, Dave	1	1969-70
Scolari, Freddie	1	1950-51
Selvy, Frank	1	1959-60
Seymour, Paul	13	1947-60
Shackleford, Charles	2	1991-93
Shaffer II, Lee	3	1961-64
Shaw, Brian	1	1997-98
Shaw, Casey	1	1998-99
Shouse, Dexter	1	1989-90
Shved, Alexey	1	2014-15
Simmons, Ben	1	2017-18
Simmons, Connie	1	1954-55
Simpson, Ralph	1	1978-79
Sims, Henry	2	2013-15
Skiles, Scott	1	1995-96
Skinner, Al	2	1978-80
Skinner, Brian	2	2002-03, 2004-05
Smawley, Belus Van	1	1950-51
Smith, Derek	2	1988-90
Smith, Don	1	1974-75
Smith, Ish	2	2014-15 2015-16
Smith, Jabari	1	2001-02
Smith, Jason	3	2007-10
Smith, Joe	1	1997-98, 2006-07
Smith, Steven	1	2006-07
Snow, Eric	7	1997-04
Songaila, Darius	1	2010-11
Sorenson, Dave	1	1972-73
Spanarkel, Jim	1	1979-80
Speights, Marreese	3	2008-10
Splitter, Tiago	1	2016-17
Stackhouse, Jerry	3	1995-98
Stauskas, Nik	3	2015-18
Stewart, Kebu	1	1997-98
Stokes, Greg	1	1985-86
Sutton, Greg	1	1995-96

T

Thomas, Adonis	1	2013-14
Thomas, James	1	2005-06
Thomas, Kenny	3	2002-05
Thomas, Malcolm	1	2014-15
Thomas, Tim	2	1997-99
Thompson, Hollis	4	2014-17
Thompson, Paul	1	1985-86
Thompson, La Salle	1	1995-96
Thornton, Bob	3	1987-90
Threatt, Sedale	4	1983-87
Toney, Andrew	8	1980-88
Toone, Bernard	1	1979-80
Trapp, John Q.	1	1972-73
Tschogl, John	1	1974-75
Tucker, Jim	3	1954-57
Turner, Andre	1	1990-91
Turner, Evan	4	2011-14
Tyler, B.J.	1	1994-95

U, V

Van Arsdale, Tom	3	1972-75
Van Horn, Keith	1	2002-03
Varnado, Jarvis	1	2013-14
Vincent, Jay	1	1989-90
Vranes, Danny	2	1986-88

W

Walker, Chet	7	1962-69
Walters, Rex	3	1995-98
Warbington, Perry	1	1974-75
Ward, Gerry	1	1965-66
Ware, Casper	1	2013-14
Warley, Ben	4	1962-66
Washington, Jim	3	1969-72
Washington, Wilson	1	1977-78
Wayns, Maalik	1	2012-13
Weatherspoon, Clarence	6	1992-98
Webber, Chris	3	2004-07
Weems, Sonny	1	2015-16
Weiss, Bob	2	1965-67
Welp, Chris	2	1987-89
Wesley, Walt	1	1974-75
White, Hubie	1	1963-64
Wiggins, Mitchell	1	1991-92
Wilkins, Eddie Lee	1	1992-93
Williams, Elliot	1	2013-14
Williams, Jayson	2	1990-92
Williams, Lou	5	2005-10
Williams, Monty	2	2002-04
Williams, Sam	2	1983-85
Williams, Scott	5	1994-99
Williamson, Corliss	1	2004-05
Wilkins, Damien	1	2012-13
Wilson, George	2	1968-70
Wilson, Trevor	1	1995-96
Wingate, David	3	1986-89
Winters, Voise	1	1985-86
Wohl, Dave	1	1971-72
Wood, Christian	1	2015-16
Wood, Leon	2	1984-86
Woolridge, Orlando	1	1993-94
Wright, Dorell	1	2012-13
Wright, Sharone	2	1994-96
Wroten, Tony	3	2013-16

X, Y, Z

Yardley III, George	2	1958-60
Yates, Barry	1	1971-72
Young, James	1	2017-18
Young, Michael	1	1985-86
Young, Nick	1	2012-13
Young, Thaddeus	6	2007-14