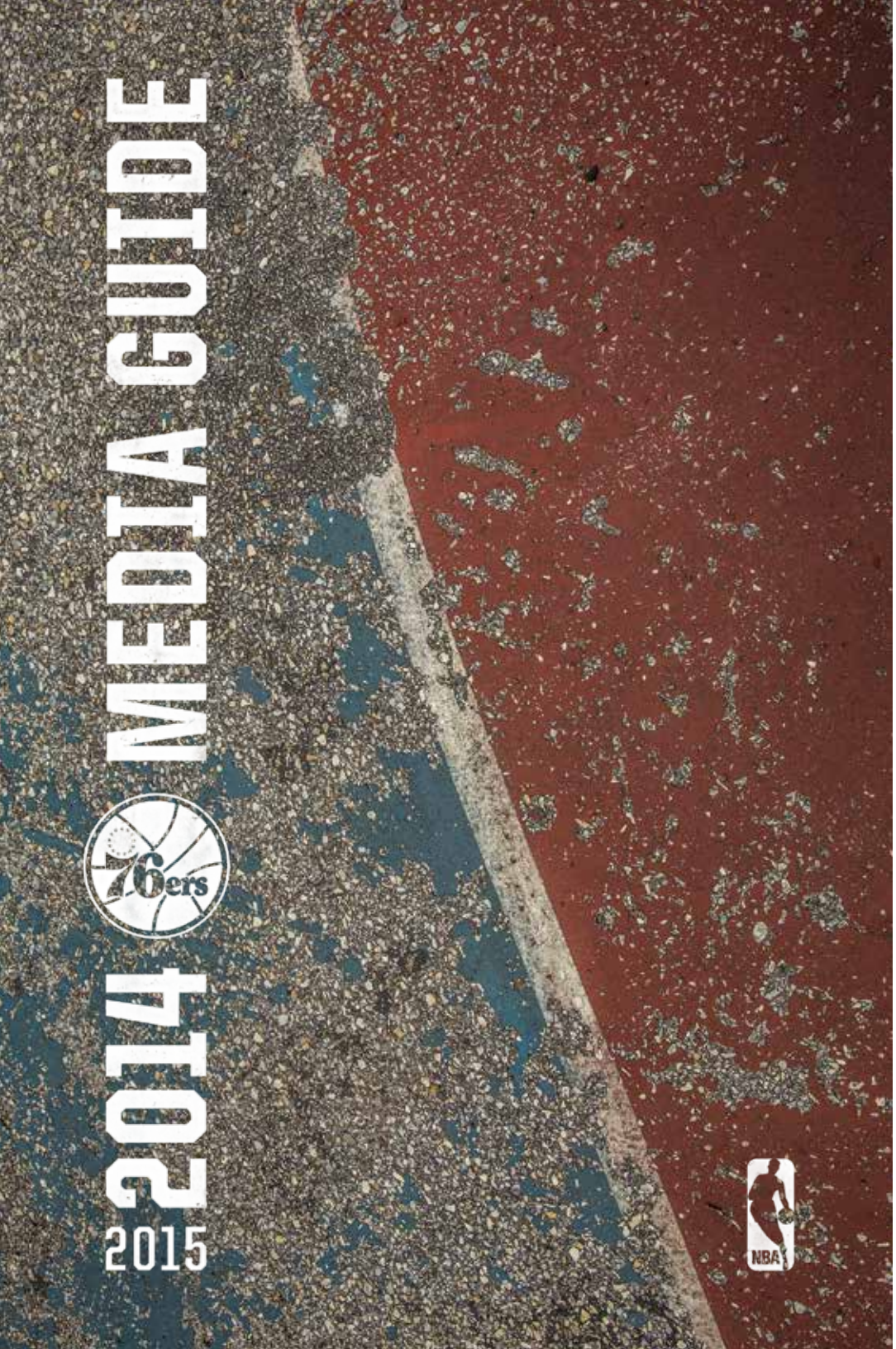

2014-15 PHILADELPHIA 76ERS MEDIA GUIDE

GENERAL INFORMATION

Table of Contents 1
Media Guidelines 2
76ers Media Members & Stats Crew 3
TV & Radio Coverage 4-6
Sixers Practice Facility (PCOM) 7
NBA Directory 8
NBA D-League Directory 9
Delaware 87ers 10
Wells Fargo Center Information 11-12

76ERS OWNERSHIP

Managing Owner Joshua Harris 14
Co-Managing Owner David Blitzer 14
Co-Owners 15-18

76ERS FRONT OFFICE & STAFF

76ers Staff Directory 20-23
President of Bball Ops/GM Sam Hinkie 24
Basketball Operations Front Office 25-26
Head Coach Brett Brown 27
Coaching Staff 28-30
Support and Medical Staff 31-32
Cheif Executive Officer Scott O'Neil 33
Business Operations Front Office 34-37

COMMUNITY RELATIONS

Mission Statement 40
Community Programs 41-46
World B. Free 47
NBA Cares 48

PLAYERS

Michael Carter-Williams 50-51
Brandon Davies 52-53
Joel Embiid 54-55
Drew Gordon 56-57
Jerami Grant 58-59
Chris Johnson 60-61
Malcolm Lee 62-63
Luc Mbah a Moute 64-66
K.J. McDaniels 67-68
Arnett Moultrie 69-70
Nerlens Noel 71-72
Jason Richardson 73-75
Ronald Roberts 76-77
JaKarr Sampson 78-79
Alexey Shved 80-81
Henry Sims 82-83
Hollis Thompson 84-85
Casper Ware 86-87
Elliot Williams 88-89
Tony Wroten 90-91
Players in the System 92-94
Preseason Roster 95

YEAR IN REVIEW

Season Statistics 98
Game-by-Game Results 99
Player Season-Highs 100-101
Record Breakdown 102
Season Transactions 103
Game-by-Game Statistics 104-105
Miscellaneous Statistics 106-109
Standings 110
League Leaders 111-114

OPPONENTS

Atlanta Hawks 116-117
Boston Celtics 118-119
Brooklyn Nets 120-121
Charlotte Bobcats 122-123
Chicago Bulls 124-125
Cleveland Cavaliers 126-127
Dallas Mavericks 128-129
Denver Nuggets 130-131
Detroit Pistons 132-133
Golden State Warriors 134-135
Houston Rockets 136-137
Indiana Pacers 138-139
Los Angeles Clippers 140-141
Los Angeles Lakers 142-143
Memphis Grizzlies 144-145
Miami Heat 146-147
Milwaukee Bucks 148-149
Minnesota Timberwolves 150-151
New Orleans Hornets 152-153
New York Knicks 154-155
Oklahoma City Thunder 156-157
Orlando Magic 158-159
Phoenix Suns 160-161
Portland Trail Blazers 162-163
Sacramento Kings 164-165
San Antonio Spurs 166-167
Toronto Raptors 168-169
Utah Jazz 170-171
Washington Wizards 172-173
All-Time Records By Franchise 174

HISTORY

Historical Look at the Sixers 176-178
Ownership/GMs/Nickname 179
All-Time Head Coaches 180-181
Uniform History 182-183
Uniform Number History 184-186
All-Time Draft Picks 187-192
Coaching Leaders/Triple-Doubles 192
Season-by-Season Statistics 193-194
Yearly Record Breakdown 195
Monthly Record Breakdown 196
Opening Night Lineups 197
Opening Night Results 198
Biggest Wins & Worst Losses 199
Record vs. Division/Conference 200
All-Time High & Low Scores 201-202
All-Time Overtime Results 203-204
Longest Streaks 205
Attendance Breakdown 206-207

HONORS

All-NBA Selections 210
Award Winners 211
All-Star Weekend Participants 212
Hall-of-Famers 213
Retired Numbers 214-216

RECORDS

Team Single-Game 218
Team Single-Season 219
Individual Single-Game 220-221
40 & 50-Point Clubs 222-223
Individual Highs (Game) 224
Opponents All-Time Leaders 225
Individual Highs (Season) 226-228
Individual Highs (Career) 229-231
All-Time Rookie Leaders 232
Franchise Scoring Leaders 233
Yearly Leaders 234-243
Wells Fargo Center Records 244-245

PLAYOFFS

Team Single-Game Records 248
Individual Single-Game Records 249
Career Playoff Leaders 250-251
Year-by-Year Breakdown 252
All-Time Playoffs Results 253-258
Deciding Games 259
Round-by-Round Results 260
Single-Game Top Performances 261

YEAR-BY-YEAR RESULTS

1949-50-2011-12 264-328

ALL-TIME SIXERS ROSTER

All-Time Roster 330-392
All-Time Roster by School 393-396
All-Time Alphabetical Roster 397-399

SIXERS QUICK FACTS

Home Court: The Center
Capacity: 20,328
Colors: Red, White, Blue

FRANCHISE TIMELINE

Syracuse Nationals (1949-50)
Philadelphia 76ers (1963-64)

TV OUTLETS

Comcast SportsNet; The Comcast Network

RADIO FLAGSHIP

The Fanatic (97.5 FM, 950 AM)

SIXERS KEY PHONE NUMBERS

Executive Offices: 215.339.7600
Ticket Office: 215.339.7676
Public Relations: 215.339.7666

MAILING ADDRESS

3 Crescent Drive ★ Suite 300
Philadelphia, PA 19112

2014-15 PHILADELPHIA 76ERS MEDIA GUIDE CREDITS: Editor: Sean McCloskey; Editorial Assistance: Lara Price, Mike Preston, Rebecca Timms, Alex Yoh; Design and page layout: John Kane, Philadelphia 76ers. Statistical sections of the media guide have been compiled with the help of Harvey Pollack and the Sixers Communications staff with research assistance provided by Elias Stats Bureau.

All NBA and team insignia depicted in this publication are the property of NBA Properties, Inc. and the respective teams of the NBA and may not be reproduced for commercial purposes without the prior written consent of NBA Properties, Inc.

The information contained in this publication was compiled by the Philadelphia 76ers and is provided as a courtesy to our fans and the press and may be used only for personal or editorial purposes. Any commercial use of this information is prohibited without the prior written consent of the Philadelphia 76ers.

© 2014 Philadelphia 76ers

Welcome.

The Philadelphia 76ers would like to welcome all members of the media to the 2014-15 season, our 19th season in The Center and our 52nd in the City of Brotherly Love. We ask you to please read this section carefully and thank you in advance for your anticipated cooperation.

Michael Preston
Director of Public Relations

Sean McCloskey
Public Relations Coordinator

Rebecca Timms
Publicist

Alex Yoh
Public Relations Coordinator

CREDENTIALS: Appropriate credentials are required for access to the Wells Fargo Center and should be kept visible at all times. In accordance with NBA regulations, the Sixers will limit the number of season credentials. In order to be considered for a season credential, an individual media member must cover a minimum of 30 Sixers home games, while others will be allotted on a game-by-game basis. A single-game credential allows the same access and privileges as a season pass. In accordance with NBA rules, all season passes must include a photo headshot of the approved individual. Media members wishing to cover a single game must contact the Philadelphia 76ers Public Relations staff at least 24 hours prior to the intended game. Passes are issued on a space-available basis for all single-game requests. First-time requests must be in written form on company letterhead and received by mail, or by fax at 215.339.7615. Credentials will be left at the Press Entrance (located on the North side of the Main Concourse Level) and can be picked up two hours prior to tip-off on game nights.

ENTRANCE: Media members attending a Sixers game at the Wells Fargo Center should enter the building through the Press Entrance, located on the North side of the Main Concourse Level.

PARKING: Parking passes are issued prior to the season to those media members who regularly cover the team. Media members wishing to cover a single game, and require parking, must contact the Philadelphia 76ers Public Relations staff at least 48 hours prior to game day. Media members attending Sixers games should park in Lot F, located between the Wells Fargo Center and the Spectrum, along the 11th Street side.

MEDIA ROOM: The media room is located at the Northeast corner of the Event Floor Level. Appropriate credentials are required for media room access. The media room consists of a dining facility, working stations and complimentary wireless internet access. Food, game notes, media kits and working space are available to the media during the course of an event. Food and beverages are served two hours before tip-off time. Refreshments are available during the game. A nominal fee of $10 is charged for a pre-game meal.

SEATING: Home and visiting television as well as home and visiting radio will be seated in section 112. All other media will be assigned seats on the baseline (section 118) on a space-available basis.

STILL & VIDEO PHOTOGRAPHERS: Photo work space is limited and your cooperation is appreciated. Still and video photographers are limited to the baselines at each end of the court. In accordance with the NBA policy, no hard-back chairs are permitted courtside and all photographers must keep clear of the escape lanes on both sides of the basket stanchions. Rubber lens shades are required for all still photographers who are credentialed to shoot a 76ers game.

LOCKER ROOM ACCESS: The locker rooms are located on the west side (Broad Street) of the Event Level. In accordance with NBA policy, the 76ers locker room will be open 90 minutes prior and close 45 minutes prior to tip-off. Following a ten-minute cooling off period, the locker room will open after the game has been completed. Only credentialed media are allowed in the locker room and no autographs are permitted. All media members are asked to have their passes visible at all times while in the Wells Fargo Center.

GAME NOTES & STATS: Game notes for both teams will be available in the press room two hours prior to tip-off. Play-by-play, quarterly boxes, halftime boxes, final notes and quotes will be delivered to all media locations as quickly as possible.

PRACTICES & SHOOTAROUNDS: Sixers practices and are held at Philadelphia College of Osteopathic Medicine (PCOM) located at 4190 City Ave. in Philadelphia. Parking is available in the garage across from the practice facility and in the parking lot across the street behind the facility. Gameday shootarounds are held at Wells Fargo Center.

TELEPHONES: The Sixers have a limited number of telephones available to working media members in the media section (section 118). Additional requests for telephone lines should be directed to the Wells Fargo Center Operations Department at 215.389.9490.

PLEASE NOTE: All policies are subject to change. Please contact a representative with the 76ers Public Relations department with any questions.

76ERS MEDIA MEMBERS

John Clark
WCAU-TV

Bob Cooney
Philadelphia Daily News

Howard Eskin
WTXF-TV

Bob Ford
Philadelphia Inquirer

Dan Gelston
Associated Press

Dei Lynam
CSNPhilly.com

Jack McCaffery
Delaware County Daily Times

Tom Moore
Calkins Newspapers

Keith Pompey
Philadelphia Inquirer

Beasley Reece
KYW-TV

Ducis Rodgers
WPVI-TV

John Smallwood
Philadelphia Daily News

Molly Sullivan
Comcast SportsNet

Jason Wolf
Wilmington News Journal

STATS CREW

Harvey Pollack, Ron Pollack, Dave Berman, Scott Berman, Michael Brock, George Burbage, John Everts, Pete Gancayco, Jan Giel, Josh Ginter, Steve Goldman, Bernie Greenberg, Shaughn Howery, Christine Kennedy, Drew Moceri, Bob Mueller, Jim Murray, Mike Notaro, Maria Pollack, Scott Ramalho, Bill Stiles, Mike Sullivan

TELEVISION COVERAGE

Anchored by the performance of multiple Emmy-Award winning play-by-play broadcaster **Marc Zumoff** and color commentator **Malik Rose**, Comcast SportsNet Philadelphia will televise 73 games this season. In addition The Comcast Network will broadcast an additional nine games,.

Comcast SportsNet Philadelphia, part of the NBC Sports Group, is the leading regional sports network reaching more than three million homes in and around Philadelphia, Southern New Jersey and Delaware. Together with The Comcast Network, Comcast SportsNet Philadelphia provides local sports fans with the most sports coverage including more than 550 live game broadcasts of the NHL's Philadelphia Flyers, NBA's Philadelphia 76ers, MLB's Philadelphia Phillies, MLS's Philadelphia Union, plus NCAA coverage, as well as Emmy Award-winning sports news and analysis. Visit CSNPhilly.com for more information.

In addition to the outstanding on-air personalities, the Sixers broadcast team also has exceptional behind the scenes talent. Producer **J.R. Aguila**, is joined in the control room by Director **Nick Marchetta**. Aguila is a multiple Emmy-Award winner with nearly 30 years experience working professional sporting events in the Philadelphia market. In addition to the Sixers, Marchetta has directed broadcasts for the Flyers, US Open Tennis and Phillies Baseball. The duo joins Senior Executive Producer **Shawn Oleksiak**, a member of the NBA broadcast advisory board and eight-time Emmy winner as well as a producer of over 1000 Sixers telecasts, to lead a stellar production crew in high definition 76ers broadcasts.

COMCAST SPORTSNET PHILADELPHIA

Brian Monihan
President, Comcast SportsNet

Cynthia Weiss
Vice President, Comcast SportsNet Marketing

Scott Faccenda
Vice President, Comcast SportsNet Operations

Shawn Oleksiak
Senior Executive Producer of Live Events

J.R. Aguila
Broadcast Producer

Nick Marchetta
Broadcast Director

MARC ZUMOFF

Television Play-by-Play Announcer

Emmy-Award winner Marc Zumoff enters his 21st season as the Sixers television play-by-play announcer and his 33rd as a part of the 76ers broadcast team. Zumoff, a Philadelphia native, was officially named play-by-play announcer on Aug. 17, 1994. He has been honored with an Emmy for best sports play-by-play broadcaster 15 times.

In 2012, Zumoff was chosen as narrator for Temple TUFF: Behind the Scenes with Temple Football and Temple Basketball, which airs on Comcast SportsNet. Zumoff has also been honored by his alma mater, Temple University, with a Lew Klein Award and is a member of the hall of fame for Temple's School of Communications and Theater. He was also inducted into the Philadelphia Jewish Sports Hall of Fame in 2011.

Zumoff is a broadcast coach for both aspiring performers as well as experienced professionals with information available at www.marczumoff.com. He is also co-author of the textbook Total Sportscasting: Performance, Production and Career Development published by Focal Press. During the summer, he co-hosts several stops on the Sixers Summer Hoops Tour. Zumoff also appears regularly at community functions on behalf of the team.

Zumoff has done play-by-play for NBA TV and for Turner Sports coverage of the NBA, including both regular season and playoff games, the network's coverage of the Goodwill Games as well as play-by-play for The Comcast Network's coverage of Philadelphia Union Soccer and college football.

Prior to joining the Sixers broadcast team full time, Zumoff was a part of the now-defunct PRISM Sports Network where he anchored and produced features for 76ers coverage as well as play-by-play for a variety of events and teams in the region, including the Philadelphia Flyers, the Philadelphia Big Five and the Philadelphia Fever of the Major Indoor Soccer League. Zumoff broke into television as the play-by-play talent for the Fever which helped lead to his position with PRISM. During his days at Temple, Zumoff announced Owl football and basketball games.

Following his graduation from Temple University, he had stints as a radio news anchor and reporter at WBUD and WTTM Radio in Trenton, N.J. and WHWH Radio in Princeton, N.J., where he broke into play-by-play announcing Princeton Football and Basketball games. Zumoff lives in suburban Philadelphia with his wife Debbie. They have two sons, Jake and Pace.

MALIK ROSE

Television Color Commentator

Malik Rose enters his fourth season as the Sixers television color commentator. A native of Philadelphia, Rose attended Overbrook High School, which has produced several NBA players, including former Sixers Wilt Chamberlain and Wali Jones.

In the summer of 2013, Rose interned with the Sixers business operations department and was heavily involved with helping the team's new D-League affiliate, the Delaware 87ers, prepare for their inaugural season.

Originally a second round pick by the Charlotte Hornets in the 1996 NBA Draft, Rose went on to play 13 seasons in the NBA while logging over 800 games. He was a member of the Spurs championship teams in 1999 and 2003 and appeared in 82 career playoff games overall.

Since finishing his NBA career in 2008-09, Rose has done studio work for both the New York Knicks on the MSG Network and for the San Antonio Spurs. He also filled in for Sean Elliot as the Spurs color commentator on several occasions. Rose has also done studio work for the Oklahoma City Thunder.

Rose enjoyed tremendous success on the collegiate level for Drexel, earning All-Conference First Team honors in each of his four seasons. He graduated as the second leading rebounder in the NCAA Division I modern era (since 1973), trailing only former Sixer Derrick Coleman from Syracuse, and currently ranks fourth on that list.

RADIO COVERAGE

Sixers fans will be able to catch all the Sixers action on the radio in 2014-15, as Tom McGinnis returns for his 20th season as Voice of the Sixers. McGinnis, who hosts pregame, halftime and postgame shows for every game, can be heard on the 76ers Radio Network. The Fanatic (97.5 FM) is entering its second full season as the Sixers flagship station.

TOM McGINNIS

Radio Play-by-Play Announcer

Tom McGinnis enters his 20th season as the voice of the Sixers Radio Network. McGinnis has become one of the most recognizable radio personalities in sports today. While handling all the play-by-play on-air, he also serves as the 76ers Director of Radio Broadcasting. McGinnis co-hosts numerous stops on the Sixers Summer Hoops Tour in the off-season, as well as serving as a team spokesman at various events and other community relations efforts.

McGinnis, who grew up in Spring Valley, Ill., received a degree in Broadcast Journalism from Northern Illinois University in 1984. He played point guard his first two years in college at Benedictine University in Lisle, Ill. A three-sport standout in high school, McGinnis was recently inducted into the Saint Bede Academy Athletic Hall of Fame.

Prior to joining the Sixers for the 1995-96 season, McGinnis recorded 13 years of broadcasting experience, including seven years at local television stations, four years of play-by-play in the CBA with the Cedar Rapids Silver Bullets (1989-90) and LaCrosse Catbirds (1990-93) and two years calling minor league hockey games with the Cleveland Lumberjacks and the South Carolina Stingrays.

McGinnis lives in New Jersey with his wife, Robin Rieger, formerly of KYW-TV, and their two children, Kenna and Luke.

NBA KEY DATES

October 28	2014-15 NBA Season Tips Off
January 5	10-day contracts can now be signed
January 10	All contracts are guaranteed for remainder of the season
February 13-15	2015 NBA All-Star (Brooklyn and New York) {full break runs Feb. 13-18}
February 19	2015 NBA Trade Deadline (3 p.m. ET)
March 1	Playoff Eligibility Waiver Deadline
April 15	Last Day of 2014-15 Regular Season
April 18	2015 NBA Playoffs begin
April 26	NBA Draft Early Entry Eligibility Deadline (11:59 p.m. ET)
May 19	2015 NBA Draft Lottery
June 4	The Finals begin (no move-up)
June 15	NBA Draft Early Entry Withdrawal Deadline (5 p.m. ET)
June 25	2015 NBA Draft

PHILADELPHIA COLLEGE OF OSTEOPATHIC MEDICINE (PCOM)

SIXERS PRACTICE FACILITY

For more than a century, Philadelphia College of Osteopathic Medicine has trained highly competent, caring physicians, health practitioners and behavioral scientists who practice a "whole person" approach, treating people, not just symptoms. PCOM offers the doctor of osteopathic medicine degree and graduate programs in psychology, physician assistant studies, forensic medicine, organizational development and leadership, and biomedical sciences. Our students learn the importance of health promotion, education and service to the community and, through PCOM's five Healthcare Centers, provide care to the medically underserved populations in inner city and rural locations.

In 1999, Philadelphia College of Osteopathic Medicine opened a state-of-the-art practice facility for the 76ers. The facility features a weight room with custom-sized equipment, an audio-visual room with theater seating, as well as a full size basketball court with two main baskets and four side baskets that are shared by the college and the 76ers. The facility also houses private coaches' offices, a training room, a players lounge and locker room exclusively for the Sixers.

DIRECTIONS TO THE 76ERS PRACTICE FACILITY

PHILADELPHIA COLLEGE OF OSTEOPATHIC MEDICINE (4190 CITY AVE, PHILADELPHIA, PA 19131)

BY TRAIN

★ Arrive in Philadelphia at 30th Street Station. Cabs on either side of the concourses will bring you to destinations on City Ave. in about 20 minutes.

BY CAR

FROM NEW YORK, NEW JERSEY OR NEW ENGLAND:

★ Take the New Jersey Turnpike South to the PA Turnpike Exit 6.

★ Take the PA Turnpike West To Exit 24 (King of Prussia/Valley Forge).

★ After the toll booth, follow signs for Philadelphia, Interstate 76 East.

★ Take I-76 East to the City Avenue Exit (also known as City Line Avenue or U.S. Route 1 South).

★ Take City Avenue South two blocks to Monument Road (Adam's Mark Hotel is on the left).

★ Make a left onto Monument Road, PCOM's entrance is on right before light. Follow signs to parking garage. The 76ers Practice Facility is located in the Activities Center across from the parking garage.

FROM PHILADELPHIA INTERNATIONAL AIRPORT, WASHINGTON, D.C., BALTIMORE OR MARYLAND:

★ Take Interstate 95 North.

★ Look for signs to Interstate 76 West to Philadelphia - Valley Forge.

★ I-76 (follow signs to Valley Forge) - stay in left lane and look for the exit to City Line Avenue/Route 1 South.

★ Take City Avenue South two blocks to Monument Road (Adam's Mark Hotel is on the left).

★ Make a left onto Monument Road, PCOM's entrance is on right before light. Follow signs to parking garage. The 76ers Practice Facility is located in the Activities Center across from the parking garage.

NATIONAL BASKETBALL ASSOCIATION
NBA ENTERTAINMENT
WOMEN'S NATIONAL BASKETBALL ASSOCIATION
NBA DEVELOPMENT LEAGUE

NEW YORK
Olympic Tower
645 Fifth Avenue
New York, NY 10022
Telephone: (212) 407-8000
Fax: (212) 832-3861

NEW JERSEY
100 Plaza Drive
Secaucus, NJ 07094
Telephone: (201) 865-1500
Fax: (201) 974-5973

NBA CITY
6068 Universal Boulevard
Orlando, FL 32819
Telephone: (407) 363-5919
Fax: (407) 370-3178

EUROPE
Headquarters - NBA EMEA
Endeavour House
189 Shaftesbury Avenue
London, United Kingdom WC2H 8JR
Telephone: +44-20-7420-8900

SPAIN
Pqe. Empresarial "La Finca"
Edif. 17A, 1a
28223 Pozuelo de Alarcon, Madrid, Spain
Telephone: +34-911-517-101
Fax: +34-911-517-120

AFRICA
6th Floor World Trade Center, Cnr West
Road South and Lower Road
Morningside 2196
Johannesburg, South Africa
Telephone: +27-87-940-1333
Fax: +27-86-726-6351

INDIA
1st Floor, Parinee Crescenzo
C38 & C39G Block, Bandra Kurla Complex
Bandra (East) Mumbai, India 400051
Telephone: +91-22-330-406
Fax: +91-22-6155-4899

BRAZIL
Av Borges de Medeiros, 633
Sala 303 – Leblon
Rio de Janeiro, RJ, Brazil 22430-041
Telephone: +55-21-3206-6400
Fax: +55-21-2586-6001

MEXICO
Av Santa Fe 94, Torre A Piso 8, Colonia
Zedec Santa Fe
Mexico DF Mexico 01210
Telephone: +52-55-88511159
Fax: +52-55-88511111

CANADA
50 Bay Street
Suite 1402
Toronto, Ontario
Canada M5J 3A5
Telephone: (416) 682-2000
Fax: (416) 364-0205

HONG KONG
Room 3101, The Lee Gardens
33 Hysan Avenue
Causeway Bay, Hong Kong
Telephone: +852-2843-9600
Fax: +852-2536-4808

TAIWAN
Suite 1303, No. 88, Section 2
Chung Hsiao East Road
Taipei, Taiwan ROC 100
Telephone: +886-2-2397-8000
Fax: +886-2-2358-1098

KOREA
21/F Seoul Finance Center
136 Sejong-Daero, Jung-Gu
Seoul, Korea 100-768
Telephone: +822-3782-6835
Fax: +822-3782-4555

CHINA-BEIJING
19th Floor, Office Tower 2, China Central
Place
No. 79 Jianguo Road, Chaoyang District
Beijing, China 100025
Telephone: +86-10-5200-8200
Fax: +86-10-5200-8202

CHINA-SHANGHAI
Unit 2703-2708, 27F, Tower 2 Plaza 66
1366 Nanjing West Road, Jing An District
Shanghai, China 200040
Telephone: +86-21-6137-2200
Fax: +86-21-6288-9920

NBA DEVELOPMENT LEAGUE
OLYMPIC TOWER, 645 5TH AVENUE, 18TH FLOOR
NEW YORK, NY 10022
CONTACT: JOANNA SHAPIRO (JSHAPIRO@NBA.COM)

AUSTIN TOROS
12885 N. Highway 183, Suite 207; Austin, TX 78750
Tel: (512) 236-8333; Fax: (512) 236-8444
Arena: Cedar Park Center
Media Relations Contact: Perri Travillion
(ptravillion@austintoros.com)
NBA Affiliation: San Antonio

BAKERSFIELD JAM
1400 Norris Road; Bakersfield, CA 93308
Tel: (661) 615-6550; Fax: (661) 615-6555
Arena: Dignity Health Event Center
Media Relations Contact: William Aquije
(william@bakersfieldjam.com)
NBA Affiliations: Phoenix

CANTON CHARGE
1101 Market Avenue North; Canton, OH 44702
Tel: (330) 489-1701; Fax: (330) 489-1703
Arena: Canton Memorial Civic Center
Media Relations Contact: Sean Wyatt
(swyatt@cantoncharge.com)
NBA Affiliation: Cleveland

DELAWARE 87ERS
300 Martin Luther King Blvd, Suite 200;
Wilmington, DE 19801
Tel: (302) 504-7587; Fax: TBD
Arena: Bob Carpenter Sports/Convocation Center
Media Relations Contact: TBD
NBA Affiliation: Philadelphia

ERIE BAYHAWKS
110 East 8th Street; Erie, PA 16501
Tel: (814) 790-5600; Fax: (814) 790-5608
Arena: Erie Insurance Arena
Media Relations Contact: Kevin Hagerty
(kevin.hagerty@nbaerie.com)
NBA Affiliation: Orlando

FORT WAYNE MAD ANTS
1910 St. Joe Center Rd, Suite 61; Fort Wayne, IN 46825
Tel: (260) 469-4667; Fax: (260) 469-4674
Arena: Allen County War Memorial Coliseum
Media Relations Contact: Audrey Siebrase
(audrey@fortwaynehoops.com)
NBA Affiliations: Atlanta, Brooklyn, Charlotte, Chicago, Denver, Indiana, L.A. Clippers, Milwaukee, Minnesota, New Orleans, Portland, Toronto, Washington

GRAND RAPIDS DRIVE
40 Monroe Center NW, Ste. 11,
Grand Rapids, MI 49503
Tel: TBD
Arena: The DeltaPlex
Media Relations Contact: Sarah Parfet Jbara
(spj@ssjgroupllc.com)
NBA Affiliation: Detroit

IDAHO STAMPEDE
233 South Capitol Blvd., Suite 100; Boise, ID 83702
Tel: (208) 388-4667; Fax: (208) 388-3845
Arena: CenturyLink Arena
Media Relations Contact: Ty Carter
(ty@idahostampede.com)
NBA Affiliation: Utah

IOWA ENERGY
730 3rd Street; Des Moines, Iowa 50309
Tel: (515) 564-8550; Fax: (515) 564-8551
Arena: Wells Fargo Arena
Media Relations Contact: Mike Leighton
(rburrell@iowanba.com, mleighton@iowanba.com)
NBA Affiliations: Memphis

LOS ANGELES D-FENDERS
555 North Nash Street; El Segundo, CA 90245
Tel: (310) 426-6000; Fax: (310) 426-6031
Arena: Toyota Sports Center
Media Relations Contact: TBD
NBA Affiliation: Los Angeles Lakers

MAINE RED CLAWS
413 Congress Street; Portland, ME 04101
Tel: 207-210-6655; Fax: 207-210-6659
Arena: Portland Exposition Building
Media Relations Contact: Will McClaran
(wmcclaran@maineredclaws.com)
NBA Affiliation: Boston

OKLAHOMA CITY BLUE
208 Thunder Drive, Oklahoma City, OK 73102
Tel: (918) 208-4800; Fax: (918) 429-7900
Arena: Cox Convention Center
Media Relations Contact: Ben Coldagelli
(bcoldagelli@thunder-nba.com)
NBA Affiliation: Oklahoma City

RENO BIGHORNS
9393 Gateway Drive, Suite BH; Reno, NV 89511
Tel: (775) 284-2622; Fax: (775) 853-1601
Arena: Reno Events Center
Media Relations Contact: Kyle Jones (kjones@renobighorns.com)
NBA Affiliation: Sacramento

RIO GRANDE VALLEY VIPERS
4500 North 10th Street, Suite 315; McAllen, TX 78504
Tel: (956) 972-1144; Fax: (956) 972-1150
Arena: State Farm Arena
Media Relations Contact: Rebecca Sweat
(rsweat@rgvipers.com)
NBA Affiliation: Houston

SANTA CRUZ WARRIORS
903 Pacific Avenue, Suite 101; Santa Cruz, CA 95060
Tel: (831) 731-4396; Fax: (831) 466-3201
Arena: Kaiser Permanente Arena
Media Relations Contact: TBD
NBA Affiliation: Golden State

SIOUX FALLS SKYFORCE
2131 South Minnesota Ave; Sioux Falls, SD 57105
Tel: (605) 332-0605; Fax: (605) 332-2305
Arena: Sanford Pentagon
Media Relations Contact: Joe Millar
(joe@skyforceonline.com)
NBA Affiliation: Miami

WESTCHESTER KNICKS
198 Central Avenue, White Plains, NY 10606
Tel: (914) 559-6870
Arena: Westchester County Center
Media Relations Contact: Katie Hatch (Katie.hatch@msg.com)
NBA Affiliation: New York

TEXAS LEGENDS
2601 Avenue of the Stars, Suite 300; Frisco, TX 75034
Tel: (214) 469-0822; Fax: (214) 469-0823
Arena: Dr. Pepper Arena
Media Relations Contact: Britney Wynn
(bwynn@texlegends.com)
NBA Affiliation: Dallas

Delaware 87ers

On April 27, 2013, the NBA Development League announced that the Philadelphia 76ers purchased the rights to own and operate the former Utah Flash, which were on hiatus since the end of the 2010-11 NBA D-League season. The team was renamed the Delaware 87ers and became the single-affliate for the 76ers. The 87ers play their home games at the Bob Carpenter Center on the campus of the University of Delaware.

The team name, 87ers, was selected in recognition of Delaware's place in United States history, as it was the first state to ratify the U.S. Constitution on December 7, 1787. The 87ers are nicknamed the "Sevens" as a nod to the way the parent club is often referred to as the Sixers.

SEVENS 2013-14 INAUGURAL SEASON RESULTS

DATE	OPPONENT	W/L	TEAM/OPP	RECORD
Nov 23	Canton	L	106-117	0-1
Dec 1	Austin	L	102-114	0-2
Dec 3	Rio Grande Valley	L	109-153	0-3
Dec 5	Rio Grande Valley	L	126-139	0-4
Dec 6	Tulsa	W	99-90	1-4
Dec 8	CANTON	W	121-112	2-4
Dec 11	IDAHO	L	108-127	2-5
Dec 12	IDAHO	L	88-115	2-6
Dec 14	Iowa	L	113-136	2-7
Dec 15	FORT WAYNE	L	100-108	2-8
Dec 20	Austin	L	72-115	2-9
Dec 21	Austin	L	94-131	2-10
Dec 27	Springfield	W	92-91	3-10
Dec 28	SPRINGFIELD	L	76-87	3-11
Dec 31	Maine	L	96-103	3-12
Jan 3	ERIE	L	102-109	3-13
Jan 5	Reno	L	*103-108	3-14
Jan 9	TEXAS	L	108-113	3-15
Jan 11	Springfield	L	105-113	3-16
Jan 13	ERIE	L	102-123	3-17
Jan 14	IOWA	L	114-123	3-18
Jan 17	Sioux Falls	L	93-100	3-19
Jan 18	Sioux Falls	L	103-117	3-20
Jan 20	Erie	W	124-115	4-20
Jan 24	CANTON	W	109-99	5-20
Jan 25	CANTON	L	85-98	5-21
Jan 27	AUSTIN	W	99-87	6-21
Jan 28	AUSTIN	W	91-87	7-21
Jan 31	Maine	L	100-111	7-22
Feb 1	SPRINGFIELD	L	112-115	7-23
Feb 4	MAINE	W	128-116	8-23
Feb 7	Tulsa	L	104-106	8-24
Feb 8	Tulsa	L	95-102	8-25
Feb 10	MAINE	W	100-98	9-25
Feb 11	ERIE	L	111-116	9-26
Feb 21	TEXAS	W	121-117	10-26
Feb 22	Erie	W	135-114	11-26
Feb 28	SIOUX FALLS	L	108-118	11-27
Mar 2	Bakersfield	L	113-119	11-28
Mar 3	Los Angeles	L	134-157	11-29
Mar 5	Los Angeles	L	124-128	11-30
Mar 7	Santa Cruz	L	95-116	11-31
Mar 14	FORT WAYNE	L	111-122	11-32
Mar 16	Fort Wayne	L	111-128	11-33
Mar 21	MAINE	W	147-142	12-33
Mar 22	CANTON	L	100-114	12-34
Mar 28	ERIE	L	122-158	12-35
Mar 29	Erie	L	119-140	12-36
Apr 4	SPRINGFIELD	L	114-125	12-37
Apr 5	SPRINGFIELD	L	108-127	12-38

SEVENS QUICK FACTS

Website: SEVENS.COM
Ticket Information: 302-504-7587

Office: 300 Martin Luther King Jr. Blvd, Suite 200, Wilmington, DE 19801
Arena: University of Delaware's Bob Carpenter Center (631 S. College Ave., Newark, DE 19716)

Chief Operating Officer: Larry Meli
President: Aaron Moszer
General Manager: Brandon D. Williams

2013-14 ASSIGNMENTS AND CALL-UPS

12/20: Lakers called up Kendall Marshall
12/26: Sixers assigned Lorenzo Brown
1/5: Sixers assigned Elliot Williams
1/6: Sixers recalled Lorenzo Brown and Elliot Williams
1/9: Sixers assigned Lorenzo Brown
1/10: Sixers recalled Lorenzo Brown
1/14: Sixeres assigned Lorenzo Brown
1/15: Sixers recalled Lorenzo Brown
1/22: Celtics called-up Vander Blue
1/27: Sixers assigned Lorenzo Brown
1/27: Sixers recalled Lorenzo Brown
1/28: Sixers assigned Lorenzo Brown
2/3: Sixers recalled Lorenzo Brown
2/4: Sixers assigned Lorenzo Brown and Arnett Moultrie
2/5: Sixers recalled Lorenzo Brown
2/9: Sixers recalled Arnett Moultrie
3/15: Sixers assign Arnett Moultrie

The Center

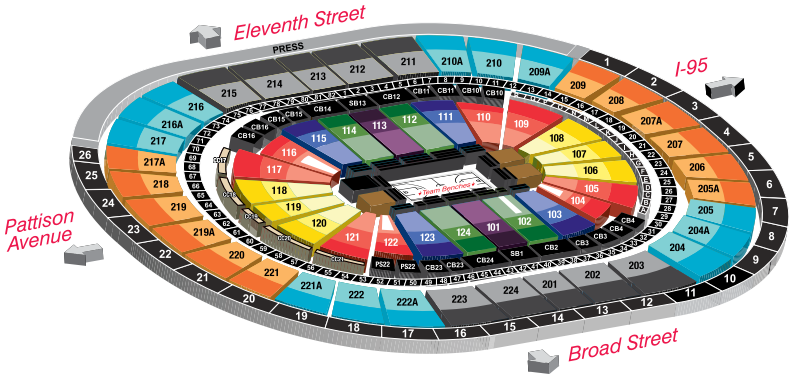

THE CENTER QUICK FACTS

The Center Ownership: Comcast-Spectacor

Management Company: Global Spectrum

Web: wachoviacenter.com
Twitter.com/WellsFargoCenter
Facebook.com/WellsFargoCtr

Ticketing: ComcastTIX.com

Opening Date: August 31, 1996

First 76ers Game at The Center: 76ers vs. Milwaukee (11/1/96)

Capacity (Basketball): 20,318

Premium Seating: 126 suites and 14 club boxes

Concession Stands: 30

Parking: Accommodations for 6,100 cars

Amenities: The Cadillac Grille, AT&T Pavilion, P.J Whelihan's, The Lexus Club, and The Philadelphia Park Sports Bar

Scoreboard: The Center boasts a spectacular, high-tech, center-hung scoreboard. The state-of-the-art technology brings light emitting diode (LED) signage system to create incredible visual displays for all sporting events and attractions. Comcast-Spectacor hired ANC to design, construct, and install the structure which features 12 LED video displays between two circular LED ribbons. In all, the scoreboard delivers over 3,200 square feet of active LED signage.

Major events:

- ★ 1996 World Cup of Hockey
- ★ 1997 Stanley Cup Finals
- ★ 1998 U.S. Figure Skating Championships (Olympic Trials)
- ★ 1999 AHL All-Star Classic
- ★ 2000 NCAA Women's Basketball Final Four
- ★ 2000 Republican National Convention
- ★ 2001 and 2002 X Games
- ★ 2001 NCAA Men's East Regionals
- ★ 2001 NBA Finals
- ★ 2002 NBA All-Star Weekend
- ★ 2006 NCAA Men's Basketball First & Second Round
- ★ 2008 Gymnastic Olympic Trials
- ★ 2009 NCAA Men's Basketball First & Second Round
- ★ 2011 NCAA Wrestling Championships

PROJECT FACTS

COST
$210 million

GROUND BREAKING
Sept. 14, 1994

ARCHITECTS
Ellerbe Becket

BUILDERS
L.F. Driscoll

PROJECT MANAGERS
Fox Management Company

DETAILS
1,400 workers, 7,000 tons of steel, 19,000 cubic yards of concrete, 32,500 square feet of glass, 62,000 lineal feet of driven piles, 76,000 tiles, 400,000 square feet of dry wall.

NAMING RIGHTS

- ★ CoreStates Center, Sept. 14, 1994 to Sept. 1, 1998
- ★ First Union Center, Sept. 1, 1998 to July 28, 2003
- ★ Wachovia Center, July 28, 2003 to July 26, 2010
- ★ Wells Fargo Center, July 27, 2010 to present

DIRECTIONS TO THE CENTER

From New Jersey via the Walt Whitman Bridge: Follow the signs for Broad Street. At the end of the Broad Street ramp, turn left and follow the signs to the Sports Complex. The Wells Fargo Center will be on your left.

From Interstate 76/Schuylkill Expressway: Traveling east, follow the signs for South Jersey, Walt Whitman Bridge and Sports Complex. Continue east to exit 45, Broad Street, Sports Complex. At the bottom of the exit ramp, make a right onto Broad Street. The Wells Fargo Center will be on your left.

From Interstate 476/Blue Route: Take I-476 South to the end. Follow signs for I-95 North, Philadelphia. Take I-95 North to Broad Street exit. The Wells Fargo Center will be on your right.

From Interstate 95: From I-95 northbound or southbound, take the Broad Street exit. The Wells Fargo Center will be on your right.

From Northern New Jersey via NJ Turnpike: Take the NJ Turnpike to exit 3. Take Rt. 168 North and follow signs for Walt Whitman Bridge. After crossing bridge and paying toll, stay on I-76 and follow the signs for Broad Street. At the end of the Broad Street ramp, turn left and follow the signs to the Sports Complex. The Wells Fargo Center will be on your left.

By Air: Arrive at Philadelphia International Airport and take a taxi to the Wells Fargo Center. The ride takes about 10 minutes and should cost approximately $20.

By Train: Arrive in Philadelphia at 30th Street Station. A taxi on either side of the concourse will bring you to the Wachovia Center. The ride takes about 15 minutes and should cost approximately $20.

By Mass Transit: The Wells Fargo Center is accessible via SEPTA. Take the Broad Street Subway (Orange line) to the AT&T Station (Pattison Ave.). Round-trip SEPTA tokens can be purchased for $2.90. A single-day pass costs $7.

>> Back to Table of Contents



JOSHUA HARRIS

Managing Owner, NBA Governor

Josh Harris is Managing Partner of Apollo Management, L.P. which he co-founded in 1990. He graduated summa cum laude from the University of Pennsylvania's Wharton School of Business with a Bachelor of Science degree in Economics and received his MBA from the Harvard Business School where he was named a Baker and Loeb Scholar. Among other civic activities, Josh serves as a member of The Federal Reserve Bank of New York Investors Advisory Committee on Financial Markets and the Undergraduate Executive Board of The Wharton School of the University of Pennsylvania. Josh's Philadelphia roots run deep, as his grandparents and parents were native Philadelphians. In 2011, he saw Philadelphia close-up, running the 26.2 mile Philadelphia Marathon in 3:48, a personal best.

DAVID BLITZER

Co-Managing Owner, NBA Alternate Governor

David S. Blitzer is a Senior Managing Director and Head of the Tactical Opportunities Group. He also sits on Blackstone's Executive Committee. Mr. Blitzer is based in New York and is responsible for overseeing Blackstone's opportunistic investment activities on a global basis. Since joining Blackstone in 1991, Mr. Blitzer has been involved in the execution of Blackstone investments across a variety of asset classes, including establishing and leading Blackstone's European private equity business. Mr. Blitzer graduated magna cum laude from the Wharton School of the University of Pennsylvania. Mr. Blitzer serves as a Director of Wireless Capital Partners, Jack Wolfskin, R.G. Barry and United Biscuits and has previously served on numerous portfolio company boards. Mr. Blitzer serves on the Boards of Harlem RBI, an east Harlem social services and educational organization, and the Riverdale Country School. He also serves on the Advisory Boards of the Mount Sinai Surgical Department and the Wharton School's Undergraduate Division.

ADAM ARON

Co-Owner

Adam Aron served as CEO of the Philadelphia 76ers for the 2011-12 and 2012-13 seasons before leaving to become chairman and CEO of a new investment vehicle, funded by members of the Sixers ownership group. He previously was Chairman and CEO of World Leisure Partners, Inc., a consultancy he formed in 2006. From 1996 to 2006, Adam was Chairman and CEO of Vail Resorts, the largest ski resort operator in the United States. He was previously President and CEO of Norwegian Cruise Line, Senior Vice President of Marketing for United Airlines as well as Senior Vice President of Marketing for Hyatt Hotels. He serves on the Boards of Starwood Hotels, Norwegian Cruise Line, Oceania Cruises and Regent Seven Seas Cruises. Born and raised in Philadelphia, and a graduate of Abington High School, Adam holds a Bachelor's Degree cum laude from Harvard College and an M.B.A. with Distinction from Harvard Business School.

MARTIN GELLER

Co-Owner

Marty Geller, Founder and President of Geller & Company which he founded in 1984, whose services include strategic CFO consulting; financial reporting and accounting; technology; tax advisory services and compliance for corporations, partnerships, non-profits and individuals; as well as family office and wealth management services. The firm employs more than 500 people. He is a corporate member of the Board and sits on the Management Committee of Bloomberg LP, and is on the Board of the Bureau of National Affairs, Inc. He also serves on the board of the American Israel Education Foundation, the New York Police and Fire Widow's and Children's Benefit Fund, the Northeast Regional Council of the American Israel Public Affairs Committee, the Regional Council for the National Parks Conservation Association, the Northeast Regional Leadership Cabinet of the U.S. Holocaust Memorial Museum, a member of the Finance Committee of the UJA- Federation of New York, and a former member for the advisory board of the Mayor's Fund to Advance New York City.

DAVID B. HELLER

Co-Owner

David B. Heller is a private investor. His largest current investments include stakes in the management company of the Standard Hotel brand and the Philadelphia 76ers basketball team. Prior to managing his own money he was the Co-Head of the Goldman Sachs Global Securities Division where he sat on the firm's Management Committee as well as the Firmwide Risk Committee, Business Practices Committee and Finance Committee. David joined Goldman in 1989 in New York as an equity derivatives trader and became a partner of the firm in 1996. David currently serves as a trustee of The New Museum of Contemporary Art, Acumen (fighting global poverty), and Third Way (where he also serves as Vice-chairman). In addition, he co-chairs the fundraising efforts of his class at Harvard College. He lives in New York with his wife and three children.

TRAVIS HENNINGS

Co-Owner

Travis Hennings is a Senior Principal of Apollo Global Management, LLC having joined the firm in 2007. Prior to 2007, Mr. Hennings was employed by Citigroup in its Investment Banking division. Mr. Hennings is currently a member of the board of directors of Endemol Group and CORE Media Group; and has previously served on the board of Realogy Holdings Corporation. Mr. Hennings graduated from the University of Colorado.

TONY IGNACZAK

Co-Owner

Tony Ignaczak is the President of Quad-C Management, a middle market private equity firm based in Charlottesville, Virginia. Since joining the company in 1992, Tony has led investments in a variety of industries including building products, business services, consumer, and transportation/logistics. He currently sits on the Board of Directors of a number of the firm's portfolio companies. Prior to joining Quad-C, Tony worked in the Merchant Banking Group at Merrill Lynch, the Mergers and Acquisitions Group at Drexel Burnham Lambert and the Office of the Chairman at W.R. Grace. Tony holds a B.S. degree from The Wharton School, University of Pennsylvania and an M.B.A. from Harvard Business School. He is also a member of the Wharton Undergraduate Executive Advisory Board.

JAMES LASSITER

Co-Owner

James Lassiter joined forces with entertainment powerhouse Will Smith in 1998 to create Overbrook Entertainment, a production and management company named after the Philadelphia high school they both attended. Lassiter is currently working on producing the remake of ANNIE starring Quvenzhané Wallis, Jamie Foxx and Cameron Diaz, which will serve as Overbrook's first joint film with Jay Z's Roc Nation. Previously, Overbrook and Roc Nation co-produced the Broadway musical Fela! which earned eleven Tony Award nominations in 2010. On the small screen, Lassiter and Overbrook have teamed up with Flavor Unit Entertainment on The Queen Latifah Show. Some of Lassiter's recent successes include KARATE KID (2010) starring Jaden Smith and Jackie Chan; HANCOCK (2008) starring Will Smith and Charlize Theron; I AM LEGEND (2007); and THE PURSUIT OF HAPPYNESS (2006), which resonated with audiences around the world, earning Smith an Oscar nomination for his performance.

MARC LEDER

Co-Owner

Marc Leder is the Co-CEO of Sun Capital Partners, a leading global private investment firm based in Boca Raton, Florida which he co-founded in 1995 with his partner Rodger Krouse. Sun Capital focuses on leveraged buyouts, equity, debt and other investments and targets underperforming companies, turnarounds and special situations, primarily involving small to mid-sized companies across a variety of industries. Sun Capital affiliates have invested in and managed more than 340 companies worldwide since the firm's inception, with combined sales in excess of $45 billion. Prior to Sun Capital Partners, Marc was a Senior Vice President at Lehman Brothers. He received a Bachelor of Science degree in Economics from the Wharton School of the University of Pennsylvania and serves as a member of the University of Pennsylvania Huntsman Program Advisory Board, as well as the Boards of the Museum Berggruen in Berlin, and the Rush Philanthropic Arts Foundation.

MICHAEL RUBIN

Co-Owner

Michael Rubin noted Philadelphian entrepreneur recently founded Kynetic, a private company based in Conshohocken, PA, that is focused on building businesses at the forefront of online commerce. It consists of: Fanatics, the world's leading online retailer of licensed sports merchandise: Rue La La, one of the top online private sale destinations in the U.S.; and ShopRunner, an innovative members-only service aggregating shopping benefits from top retailers and brands. Prior to Kynetic, Michael was Founder & CEO of GSI Commerce which was sold to eBay for $2.4 billion in 2011. He started his entrepreneurial career at the age of 12, when he opened a ski-tuning shop in his parents' Philadelphia basement. At age 25, Michael became one of the youngest CEOs ever of a NASDAQ-listed company. The success of GSI Commerce and his outstanding achievements landed him a spot on the inaugural season of the CBS hit show "Undercover Boss."

WILL SMITH & JADA PINKETT SMITH

Co-Owners

Will Smith and Jada Pinkett Smith are among the most respected names in entertainment throughout the world. In 2007, Newsweek called Will the most powerful actor in Hollywood. He has been nominated for multiple Oscars, Golden Globes and Grammys. Known initially as a rap artist and from his six year role in NBC's The Fresh Prince of Bel Air, he has since starred in numerous blockbuster films including Independence Day, Men in Black, Hitch, I am Legend, the Pursuit of Happyness and Ali, among others. His films have grossed nearly $6 billion worldwide. Jada Pinkett Smith is an accomplished actor, singer, business executive and philanthropist in her own right. She starred in The Nutty Professor, Ali, The Matrix Reloaded, The Matrix Revolutions, among other film, television and music projects. Her business ventures include fashion, beauty and production of various entertainment properties.

ART WRUBEL

Co-Owner

Art Wrubel began his career in 1987 at JMB Realty, working on property acquisitions of all sizes and property types. In 1993, Mr. Wrubel joined Dickstein & Co., a leading investment fund, as a partner focusing on real estate and asset backed securities. He was involved in high profile real estate restructurings including Olympia & York, Cadillac Fairview, Rockefeller Center Properties, Bramalea, and Trizec. In 2001, he formed Wesley Capital Management, a long/short investment fund which ranks among the largest investment funds in real estate securities. He is a member of Mount Sinai Hospital's Board of Advisors, the Board of Trustees at the Jewish Museum in New York City and the Wharton Undergraduate Board at the University of Pennsylvania. Art received a Bachelor of Science in Economics from the Wharton School at the University of Pennsylvania in 1987.

>> Back to Table of Contents

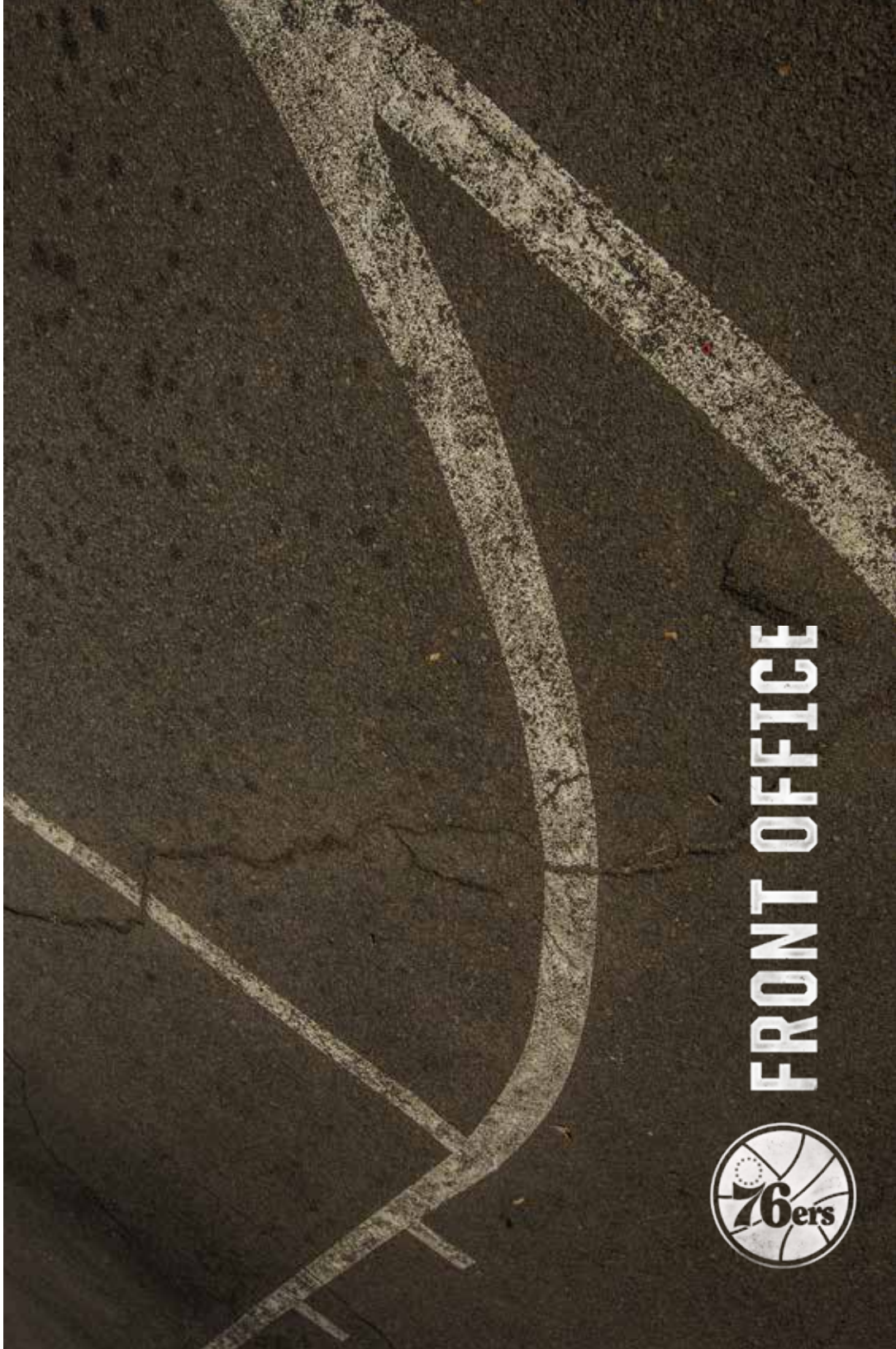

76ERS STAFF DIRECTORY

OWNERSHIP

Josh Harris ..... MANAGING OWNER
David Blitzer ..... CO-MANAGING OWNER
Adam Aron ..... CO-OWNER
Martin Geller ..... CO-OWNER
David B. Heller ..... CO-OWNER
Travis Hennings ..... CO-OWNER
Tony Ignaczak ..... CO-OWNER
James Lassiter ..... CO-OWNER
Marc Leder ..... CO-OWNER
Michael Rubin ..... CO-OWNER
Will Smith & Jada Pinkett Smith ..... CO-OWNER
Art Wrubel ..... CO-OWNER

BASKETBALL OPERATIONS

Sam Hinkie ..... President of Basketball Operations and General Manager
Sachin Gupta ..... Vice President of Basketball Operations
Ben Falk ..... Vice President of Basketball Strategy
Brandon D. Williams ..... 76ers Basketball Operations/General Manager 87ers
Vince Rozman ..... Director of Basketball Operations & Scouting Innovation
Brett Brown ..... Head Coach
Chad Iske ..... Assistant Coach
Lloyd Pierce ..... Assistant Coach
Billy Lange ..... Assistant Coach/Director of Player Development
Sean Rooks ..... Player Development Coach
Eugene Burroughs ..... Shooting Coach
Vance Walberg ..... Special Assistant to Head Coach
Kevin Johnson ..... Head Athletic Trainer
Jesse Wright ..... Strength & Conditioning Coach
Chris Babcock ..... Assistant Video Coordinator
Rod Baker ..... Scout
Marlene Barnes ..... Executive Assistant to President of Basketball Operations
Aaron Barzilai ..... Director of Basketball Analytics
Jordan Cohn ..... Pro Personnel Scout
James Davis ..... Assistant Strength & Conditioning Coach
Frank DiLeo ..... Scout
Scott Faust ..... Assistant Athletic Trainer
Phil Jabour ..... Director of Scouting Development
Connor Johnson ..... Basketball Operations
Sergei Khmelevski ..... Massage Therapist
Allen Lumpkin ..... Director of Basketball Administration
Danny Mills ..... International Scout
Lance Pearson ..... Basketball Operations
Mary Purcell-Davis ..... Executive Assistant
Scott Rego ..... Equipment Manager
Dan Rosci ..... Assistant Equipment Manager
Marin Sedlacek ..... International Scout
Gene Shue ..... Scout
Curtis Sumpter ..... Basketball Operations
Mike Vandegarde ..... Scout
Will Weaver ..... Video Coordinator
Lance Williams ..... Director of Team Security

BUSINESS OPERATIONS

Scott O'Neil ..... Chief Executive Officer
Chris Heck ..... Chief Revenue Officer
Tim McDermott ..... Chief Marketing and Innovation Officer
Andy Goldstein ..... Chief Financial Officer
Lara Price ..... Executive Vice President of Business Operations
Brad Shron ..... Executive Vice President and General Counsel
Carlos Montoya ..... Senior Council
Andy Speiser ..... Sr. Vice President of Finance
Dan Hauser ..... Sr. Vice President of Corporate Partnerships
Denise Krieg ..... Executive Assistant to CEO
Elizabeth Forster ..... Administrative Assistant to CEO
Beth Schwartz ..... Executive Assistant
Paige Mollineaux ..... Executive Assistant
Ashanti Chaloupka ..... Administrative Assistant

Sonny Hill ..... Executive Advisor
Julius Erving ..... Strategic Advisor
Allen Iverson ..... Special Advisor

BROADCASTING

Shawn Oleksiak ..... Sr. Executive Producer of Live Events
J.R. Aguila ..... Broadcast Producer
Nick Marchetta ..... Broadcast Director
Tom McGinnis ..... Director of Radio Broadcasting
Marc Zumoff ..... TV Broadcaster
Malik Rose ..... TV Analyst
Molly Sullivan ..... TV Sideline Reporter

BOX OFFICE

T.J. Octavio ..... Box Office Manager
James Liberti ..... Assistant Ticket Operations Manager
Adam Johnson ..... Ticket Operations Coordinator
Tim Clugston ..... Box Office Coordinator

BUSINESS DEVELOPMENT

Katie Grossman ..... Vice President of Business Development
Desron Dorset ..... Senior Manager, Business Development
Maggie Corrado ..... Manager, Corporate Hospitality & Sales Events

COMMUNITY RELATIONS

Amy Hever ..... Executive Director, Foundation
Michael Goings ..... Director, Community Relations
Siaolan Albigese ..... Community Relations Coordinator
World B. Free ..... Ambassador of 76ers Basketball

CORPORATE PARTNERSHIPS

Owen Morin ..... Senior Director, Corporate Partnerships
Kathryn Alario ..... Director, Partnership Activation
Sam Shechtman ..... Partnership Activation Manager
Emily Gaul ..... Partnership Activation Manager

CRM & TECHNOLOGY

Amy Diette ..... Vice President, CRM, Relationship & Database Strategy
Sayed Auqeley ..... CRM and Technology Manager
Braden Moore ..... CRM Analyst

DIGITAL MEDIA

Matthew Rose ..... Digital Media Manager
Max Rappaport ..... Web Content Coordinator
Michael Apalucci ..... Digital Video Producer/Editor
Justin Rutherford ..... Digital Video Shooter/Editor
Alessandro Gasparro ..... Social Media Coordinator

FAN EXPERIENCE

Leroy Fountain ..... Fan Experience Manager

FINANCE

Tina Szwak ..... Controller
Tisa Sproul ..... Accounting Services Manager
Keri Santiago ..... Payroll Coordinator
Karen Bauer ..... Accounts Payable Coordinator
Dan Nugent ..... Senior Staff Accountant

LIVE EVENTS

Derrick Hayes ..... Live Events Manager
Christian Crosby ..... Live Events Coordinator
Darnell Smith ..... Live Events Talent Coordinator
Matt Cord ..... Public Address Announcer
Dayna Hafetz ..... Sixer Dancers Coach
Jerry McElhenney ..... Promotions Assistant

MARKETING

Susan Williamson ..... Vice President of Brand and Fan Development
Shana Booker ..... Marketing Manager
Chris Mallen ..... Marketing Coordinator
Jason McKendry ..... Email Marketing Coordinator
John Kane ..... Art Director
Tommy Beebe ..... Designer
Paige Robinson ..... Designer

★ FRONT OFFICE ★

PUBLIC RELATIONS

Michael Preston ..... Director, Public Relations
Sean McCloskey ..... Public Relations Coordinator
Rebecca Timms ..... Publicist
Alex Yoh ..... Public Relations Coordinator
Harvey Pollack ..... Director, Statistical Information

SERVICE & RETENTION

Jill Snodgrass ..... Director, Service & Retention
Aaron Rush ..... Senior Premium Account Manager
Craig McClure ..... Premium Account Manager
Alex Deffaa ..... Client Experience Account Manager
Junior Moyo ..... Client Experience Account Manager
Ryan Bevilacqua ..... Client Experience Account Manager
Colby Brown ..... Client Experience Account Manager
Sarah Proctor ..... Service and Retention Coordinator

SIXERS CAMPS

Todd Landrey ..... Director, Sixers Camps
Paul Beckles ..... Camps Manager

STRATEGY

Ravi Shah ..... Vice President of Strategy

SUITE & HOSPITALITY SALES

Tim Reinhart ..... Premium Sales Manager
Bradley Rittle ..... Premium Sales Manager
Daniel Ammon ..... Premium Suites Manager
Mackenzie Crawford ..... Premium Suites Manager

TICKET SALES

Jake Reynolds ..... VP of Sales and Service
Matt McShea ..... Director of Sales
Brian Norman ..... Director, Inside Sales
Carrie Kmenzo ..... Director, Group Sales
Eric Cole ..... Inside Sales Manager
Zach Robinson ..... Inside Sales Manager
Jaclyn Gunther ..... Group Sales Event Coordinator
Enoch Andoh ..... Account Executive
Matt Cohn ..... Account Executive
Justine Doherty ..... Account Executive
Chelsea Fenstermacher ..... Account Executive
Ami Goodman ..... Account Executive
Ben Kessler ..... Account Executive
Mike Miller ..... Account Executive
Molly Moran ..... Account Executive
Ashley Shapiro ..... Account Executive
Troy Snead ..... Account Executive
Adam Tuval ..... Account Executive
Josh Arney ..... Group Event Specialist
Matt Backel ..... Group Event Specialist
Danielle Balliet ..... Group Event Specialist
Bob Capewell ..... Group Sales Supervisor
Katie Doughtery ..... Group Event Specialist
Leah Fisher ..... Group Event Specialist
Angie Gasparo ..... Group Event Specialist
Juliana Gover ..... Group Event Specialist
Stefanie Harms ..... Group Event Specialist
Caroline Kasper ..... Group Event Specialist
Chris McKeown ..... Group Event Specialist
Evan Ostrosky ..... Group Event Specialist
Katie Simmons ..... Group Event Specialist
Ben Sugarman ..... Group Event Specialist
Matt Avellino ..... Sales Associate
Roosevelt Ben ..... Sales Associate
Elyssa Brock ..... Sales Associate
Katelyn Brown ..... Sales Associate
Tony Chennault ..... Sales Associate
Mitch Cohen ..... Sales Associate
Shelby Crawford ..... Sales Associate
Ryan Dierberg ..... Sales Associate
Paige Funk ..... Sales Associate
Adam Gavalla ..... Sales Associate
Zach Gilbert ..... Sales Associate
Ted Glick ..... Sales Associate
Austin Golya ..... Sales Associate
Alex Griffith ..... Sales Associate
Kevin Hacke ..... Sales Associate
Chelsea Herman ..... Sales Associate
Chris Joyner ..... Sales Associate
Sung Kim ..... Sales Associate
Brian Kluger ..... Sales Associate
Dan Leutwyler ..... Sales Associate
Reed Longo ..... Sales Associate
Johnnie Lonon ..... Sales Associate
John Lynch ..... Sales Associate
Brian Magee ..... Sales Associate
Noah Max ..... Sales Associate
James McAuliffe ..... Sales Associate
Steve McMahon ..... Sales Associate
Kyle Motts ..... Sales Associate
Billy Nayden ..... Sales Associate
Rob Nicholson ..... Sales Associate
Zach Norris ..... Sales Associate
Chim Olisemeka ..... Sales Associate
David Pingsterhaus ..... Sales Associate
Shelby Ramos ..... Sales Associate
Mike Reintjes ..... Sales Associate
Travis Robinson ..... Sales Associate
Dan Saracco ..... Sales Associate
John Scanlon ..... Sales Associate
Dan Shirey ..... Sales Associate
Isaac Smith ..... Sales Associate
Matt Smith ..... Sales Associate
Bobby Sorenson ..... Sales Associate
Eric Stauffer ..... Sales Associate
Zach Taylor ..... Sales Associate
Nick Toland ..... Sales Associate
Victor Tran ..... Sales Associate
Noah Volain ..... Sales Associate
Aaron Woods ..... Sales Associate
Matt Yoder ..... Sales Associate

SAM HINKIE

President of Basketball Operations and General Manager

Sam Hinkie was named President of Basketball Operations and General Manager of the Philadelphia 76ers on May 14, 2013. Hinkie joined the Sixers following eight years with the Houston Rockets, most recently as Executive Vice President of Basketball Operations.

In his first year at the helm, Hinkie's moves, hires, and decisions served to begin to reshape the storied Sixers franchise and lay a foundation for future success. In the first fifteen months the Sixers added fifteen extra draft picks.

During the summer of 2013, Hinkie and his team doubled down on the Sixers' future by executing six trades and accumulating five draft picks. The first deal came the night of the 2013 NBA Draft, where Jrue Holiday was traded for 19-year-old Kentucky big man Nerlens Noel (the sixth overall pick) and an additional 2014 lottery pick. At number 11, the Sixers selected Syracuse point guard Michael Carter-Williams, who joined Oscar Robertson and Magic Johnson as the third player in NBA history to average 16 points, 6 rebounds, and 6 assists in a rookie season. Carter-Williams finished the season as the best defensive rebounding rookie point guard of all time and went on to become the first Rookie of the Year drafted outside the top 10 in 25 years. Three more trades followed on draft night, effectively turning the 35th pick into two future 2nd round picks and the rights to Iranian forward Arsalan Kazemi. Shortly following the draft, the Sixers acquired the rights to Turkish center Furkan Aldemir.

Hinkie then led the search for the club's 24th head coach, choosing four-time NBA Champion Brett Brown to oversee the program. Together, they placed an emphasis on player development and in addition to Carter-Williams, several other Sixer additions enjoyed career years or breakout seasons in 2013-14, including undrafted rookie Hollis Thompson, who started 41 games, and second-year guard Tony Wroten.

The Sixers made a flurry of moves at the trade deadline in February, picking up 24-year-old center Henry Sims along with six additional second round picks. Sims, who was used sparingly in his career up until that point, went on to start 25 games for Philadelphia over the remainder of the season, averaging 12 points and seven rebounds.

Philadelphia entered the 2014 NBA Draft with a total of seven picks, including the third overall choice which they used on 20-year-old Kansas center Joel Embiid. The Sixers also swapped the 10th pick for a 2015 2nd Round Pick, a 2017 1st Round Pick, and the 12th overall pick, which they used to select 20-year-old Serbian forward Dario Saric, considered by many to be the top prospect in Europe. Second round selections K.J. McDaniels, Jerami Grant and Jordan McRae all showcased their abilities during summer league play, with McRae, the 58th overall pick, earning Samsung All-NBA Summer League Second Team honors. In addition, the team added 20-year-old Serbian guard Vasilije Micic to their burgeoning group of rights-held players (joining Saric, Kazemi, Aldemir, & McRae). All totaled, Hinkie and his team made seven trades over the course of this past summer, acquiring four additional draft selections, including two future first round picks.

Hinkie began his NBA career with the Rockets in 2005 as Special Assistant to the General Manager (then Carroll Dawson), one year prior to the arrival of current Rockets GM Daryl Morey. After a promotion to become the youngest Vice President in the NBA in 2007, Sam was again promoted to Executive Vice President in 2010.

While with the Rockets, Hinkie led the team's considerable analytic efforts, where Sam and his team used data to improve decision making in the NBA Draft, free agency, trade, and game strategy. Additionally, Hinkie provided day-to-day management of basketball operations, managed the Rockets salary cap and scouted prospects in person across the collegiate and professional ranks.

During Hinkie's tenure in Houston, the Rockets emerged as a leading franchise in any sport in the use of analytics, and Sam and his team's efforts have been profiled by The New York Times, Sports Illustrated, ESPN, and in Michael Lewis's New York Times Sunday Magazine cover story on Shane Battier (The No-Stats All-Star). He has presented and lectured at Harvard, Stanford, and Wharton and has been an original contributor to the leading sports analytics conference held annually at MIT since its inception in 2007.

From 2006-07 through 2008-09, the Rockets won more regular season games (160) than in any three-year run in the history of the franchise. In 2007-09, the team won a remarkable 22 straight games, which stands as the fourth-longest winning streak in major U.S. professional sports history.

Prior to joining the Rockets, Sam advised NFL teams on draft strategies and ways to use statistical analysis to improve decision making. Hinkie also held positions in private equity & venture capital after beginning his career as a strategy consultant at Bain & Company.

Sam serves on the Advisory Board of KIPP, an innovative charter school network focused on disadvantaged children in urban communities. He also serves on the National Advisory Board of Positive Coaching Alliance, a non-profit group that encourages character building through youth sports.

Hinkie graduated summa cum laude from the University of Oklahoma and was named one of the top 60 undergraduate students in the nation by USA Today. He also holds an MBA from Stanford, graduating with highest honors as an Arjay Miller Scholar.

Hinkie resides in suburban Philadelphia with his wife and four sons.

SACHIN GUPTA

Vice President of Basketball Operations

Sachin Gupta is in his second season with the Sixers and his first as the team's Vice President of Basketball Operations. He joined the team as a consultant prior to 2013 NBA Draft and over the past year has assisted General Manager Sam Hinkie in driving the team's recent overhaul.

Gupta began his NBA career with the Houston Rockets in 2006 as General Manager Daryl Morey's first hire, laying the foundation for the team's extensive analytics undertaking, which the Rockets would later become renowned for. In addition to his responsibilities as an analyst, Gupta also assisted in managing the team's salary cap during his six-year tenure in Houston.

Prior to joining the Rockets, Gupta spent two years at ESPN where he had a hand in fostering basketball's analytical movement, implementing advanced NBA metrics on ESPN.com before their use had become widespread across the league. While at ESPN, he also became well versed in the CBA when he developed the widely popular NBA Trade Machine.

Originally from the Boston area, Gupta has earned a degree in Computer Science and Electrical Engineering from MIT, as well as an MBA from Stanford's Graduate School of Business.

BEN FALK

Vice President of Strategy

Ben Falk is in his first season as Vice President of Basketball Strategy. He joins the Sixers after spending the previous four seasons as the Basketball Analytics Manager for the Portland Trail Blazers.

While with the Blazers, Falk worked closely with the front office and the coaching staff, leading team efforts in integrating statistics and technology into coaching and management processes. He first joined the team as a part-time statistical analyst beginning in November of 2008 while still enrolled at the University of Maryland.

The Potomac, Md. native graduated with degrees in Economics and Internet and Society.

BRANDON D. WILLIAMS

76ers Basketball Operations
General Manager 87ers

Brandon D. Williams was named General Manager of the Philadelphia 76ers NBA Development League affiliate, the Delaware 87ers, on September 13, 2013.

Williams joined the organization after serving eight seasons in the NBA's League Office, most recently as the NBA's Associate Vice President of Basketball Operations. Prior to that position, Williams served as the Director of Player Development in the NBA's Community and Player Programs department. He worked closely with teams across the league in helping prepare players for the demands of being a professional athlete as well as aiding their eventual transition away from the game to a second career.

Williams is well versed in the challenges a young player faces in his pursuit of making the NBA. A standout player at Davidson, Williams earned All-Southern Conference First Team honors as a senior in 1996. After going undrafted, Williams played both overseas and in the Continental Basketball Association before appearing in his first NBA game as a member of the Golden State Warriors in 1998. The following season, Williams was picked up by the San Antonio Spurs, who went onto win the NBA Championship. All totaled for his career, Williams played internationally in six countries. He also experienced the D-League up close as an Honorable Mention All D-League player for the Huntsville Flight in 2003.

VINCE ROZMAN

Director of Basketball Operations & Scouting Innovation

Vince Rozman is in his ninth season with the Sixers and his first as Director of Basketball Operations and Scouting Innovations.

Rozman started out as an intern with the Sixers basketball operations department for the 2006-07 season and was named was named the team's scouting coordinator at the conclusion of his internship.

In his current role, Rozman will be heavily involved with the team's draft preparation in addition to assisting Sixers President of Basketball Operations and General Manager Sam Hinkie on a variety of projects.

A native of Cleveland, Rozman graduated from Ohio University. He and his wife, Caitlin, reside in the Philadelphia area.

BRETT BROWN

Head Coach

Brett Brown was named head coach of the Sixers on August 14, 2013 after spending the previous 11 seasons as an assistant coach for the San Antonio Spurs under Gregg Popovich. Brown was a member of the Spurs organization for their first four championship seasons (1999, 2003, 2005 and 2007).

From the start, Brown placed player development and a commitment to an elite level of conditioning as the pillars of his program. The Sixers ranked fourth in the NBA in fast break scoring last season and averaged nearly 100 points per game after finishing last in the league in scoring for the first time in franchise history in 2012-13. The Sixers also led the league in steals and set the franchise record for 3-pointers made.

The Sixers, who fielded the youngest team in the league last season, had several players demonstrate how Brown and his staff's emphasis on development helped foster success. Michael Carter-Williams, who was the 11th pick in the 2013 NBA Draft, led all rookies in scoring, rebounding assists and steals en route to running away with Rookie of the Year honors. Tony Wroten, a second-year guard, scored in double-figures 46 times last season after doing so once in 35 games played as a rookie for Memphis in 2012-13. Hollis Thompson, who went undrafted in 2013 and played in the NBA Development League, started 41 games and led all rookies in 3-point percentage (.401).

Brown originally joined the Spurs as a member of their basketball operations department in 1998-99 but left after the season to become the head coach of the Sydney Kings of the Australian National Basketball League (NBL). He re-joined the Spurs in July of 2002 as the team's assistant coach/director of player development and was moved to the bench as an assistant coach prior to the 2006-07 season.

A native of Maine, Brown played at South Portland High School for his father Bob Brown, who is a New England Basketball Hall of Famer. The younger Brown went on to attend Boston University where he played under Rick Pitino. Brown was named team MVP his sophomore year and served as team captain his final two seasons, helping the Terriers reach the NCAA Tournament as a senior in 1983. For his career, Brown posted an assist-to-turnover ratio of 2.19 and left ranked fourth in school history in assists (404). In 2013, Brown joined his father as an inductee into the New England Basketball Hall of Fame.

In addition to his time with the Spurs, Brown has a wealth of coaching experience in Australia, where he met and married his wife, Anna. He started as an assistant coach with the Melbourne Tigers under Lindsay Gaze, a member of both the Australian and FIBA Hall of Fame.

Brown was named head coach of the North Melbourne Giants in 1993 and earned NBL Coach of the Year honors in 1994 after leading the Giants to the National Championship. Including his return to the NBL for three seasons with the Sydney Kings in 1999, Brown amassed 149 career coaching victories, sixth-most in league history.

In March of 2009, Brown was named head coach of the Australian National Team. He had previously served as an assistant for eight years, including both the 1996 and 2000 Olympic Games as well as the 1998 World Championships. Brown led Australia to the FIBA Oceania Championship over rival New Zealand in 2011 to secure a bid to the 2012 Olympics.

At the London games in 2012, Brown guided Australia to what many consider one of its best Olympic runs, culminating with a win over eventual bronze medalist Russia before being eliminated by Team USA in the quarterfinals. Overall, Australia compiled a 3-3 mark without the services of injured star Andrew Bogut.

Brown and his wife Anna have been married for 20 years and have two daughters, Julia and Laura, and a son, Sam.

CHAD ISKE

Assistant Coach

Chad Iske enters his second season as an assistant coach with the Sixers. He spent the previous 14 seasons with the Denver Nuggets, including the final six as an assistant coach under George Karl.

While with the Nuggets, Iske oversaw the scouting of upcoming opponents and assisted Coach Karl with game plan preparation.

Iske began working with the Nuggets as an intern in the scouting department during the 1999-00 season. From there, he worked as the team's scouting coordinator, video coordinator and as an advance scout before being promoted to an assistant coach in 2008.

A graduate of Regis Jesuit High School in Aurora (CO), Iske has volunteered as a coach in the school's high school and junior high basketball programs. He also served as an assistant coach for basketball and baseball at Bishop Seabury Academy in Lawrence, Kan. and helped start the Kansas Angels summer high school basketball program in 1997 – where he was the primary fund raiser and assistant coach in '97-98.

Iske graduated from the University of Kansas in 1999 with a degree in sports management. He and his wife Lauren were married in 2012.

LLOYD PIERCE

Assistant Coach

Lloyd Pierce enters his second season as an assistant coach with the Sixers. He joined the Sixers after two seasons with the Memphis Grizzlies as an Assistant Coach-Player Development. Pierce has 18 years of professional and collegiate experience.

Prior to working with the Grizzlies, Pierce spent the 2010-11 season as an assistant coach with the Golden State Warriors. He also served three seasons as player development coordinator for the Cleveland Cavaliers (2007-10).

As a player, Pierce played four seasons internationally in Mexico, Australia, Germany and Turkey before returning to his alma mater, Santa Clara University (2002-2007), as an Assistant Coach under Dick Davey.

The San Jose native played all four seasons at Santa Clara, teaming with two-time MVP Steve Nash and leading the Broncos to consecutive NCAA Tournament berths in 1995 and 1996 before graduating with a degree in business management.

BILLY LANGE

Assistant Coach / Director of Player Development

Billy Lange is in his second season with the Sixers and serves as an assistant coach and director of player development. Prior to joining the Sixers, Lange was the associate head coach at Villanova under head coach Jay Wright.

For Lange, it was his second stint with the Wildcats, having spent three years as their director of basketball operations from 2001-2004. He rejoined Coach Wright's staff in May of 2011 following seven seasons as head coach of the United States Naval Academy.

At Navy, Lange inherited a team that had won five games the season prior to his arrival. The Midshipmen improved their win totals in each of his first five seasons, highlighted by a 19-11 mark in 2008-09. In 2008, Lange was named Patriot League Coach of the Year. Navy also lead the Patriot League in scoring in five of the sevens season Lange was in charge.

A native of Haddon Heights, N.J., Lange played for his father, Bill Lange, Sr., at Bishop Eustace High School before moving onto Rowan University. He began his coaching career in 1994 as an assistant to his father. Lange also served as an assistant on Herb Magee's staff at Philadelphia University and spent the 1998-99 season as an assistant coach at La Salle.

SEAN ROOKS

Player Development Coach

Sean Rooks is in his first season as a player development coach with the Sixers. Rooks spent last season as an assistant coach with the Sioux Falls Skyforce of the NBA Development League.

Rooks was also on staff with the Skyforce for the final 16 games of the 2011-12 season was an assistant coach in the D-League for the New Mexico Thunderbirds in 2010-11 and Bakersfield Jam in 2007-08. He also briefly served as interim head coach of the Jam and worked with the team as both a television analyst and player mentor.

Originally a second round pick by Dallas in the 1992 NBA Draft, Rooks went onto play 12 NBA seasons, averaging 6.2 points and 3.8 rebounds in 749 career games with 230 starts.

Rooks son, Kameron, is a 7-0 sophomore for the University of California.

EUGENE BURROUGHS

Shooting Coach

Eugene Burroughs is in his first season as the shooting coach of the Sixers. He spent the previous three years as associate head coach at Penn State.

While with the Lions, Burroughs oversaw the day-to-day operations of the program, including recruiting and official visits.

From 2004-11, Burroughs served on the coaching staff at Navy during current Sixers Director of Player Development and Assistant Coach Billy Lange tenure at the program. He started as an assistant before being elevated to associate head coach for the 2010-11 season. Burroughs created Navy's in-season player development plan and organized pre- and post-practice workouts and formulated summer workout plans.

Burroughs was also an assistant coach on Jay Wright's staff at Hofstra for three seasons from 1997-2000. He has also coached at Marist and American University.

A Philly native, Burroughs played alongside current Penn State coach Pat Chambers at Episcopal Academy for Dan Dougherty. He attended Richmond and finished his career ranking sixth all-time in steals (127) and assists (316)

VANCE WALBERG

Special Assistant to Head Coach

Vance Walberg is in his second season as an assistant coach with the Sixers. Prior to joining the Sixers, Walberg was an assistant coach on George Karl's staff with the Denver Nuggets.

Walberg has well over 30 years of coaching experience and is credited for developing the dribble drive motion offense, also known as AASAA (Attack, Attack, Skip, Attack, Attack). With Walberg's assistance, John Calipari implemented the system with great success at the University of Memphis and now Kentucky. In February 2008, Walberg's offensive innovations were profiled in Sports Illustrated.

Prior to joining the Nuggets in 2011, Walberg spent three seasons as an assistant coach at UMass and was the head coach for Pepperdine from 2006-08.

In four seasons as head coach at Fresno City College from 2000-06, Walberg compiled a 133-11 (.924) record, including a perfect 34-0 mark and the California state community college championship in 2005. Walberg also has an extensive coaching background in high school.

Walberg and his wife, Rose, have four grown children. He earned a physical education degree from Cal-State Bakersfield, a teaching credential from the College of Belmont and a master's degree in health, physical education and recreation from Saint Mary's College.

KEVIN JOHNSON

Head Athletic Trainer

With over 23 years of experience in the field of sports medicine, Kevin Johnson returns for his 12th season with the 76ers staff as the team's head athletic trainer. He joined the Sixers organization at the beginning of the 2003-04 season.

Johnson is the current Chairman Elect of the National Basketball Athletic Trainers Association (NATA). He spent seven seasons as the head athletic trainer for the Washington Wizards (1994-95 to 2000-01) and four seasons as an assistant trainer with the Indiana Pacers (1990-91 to 1993-94). Prior to joining the NBA ranks, Johnson served as an assistant athletic trainer for the NFL's Indianapolis Colts.

Johnson graduated from Indiana State University in 1989 with a Bachelor of Science in Physical Education, with a specialization in Athletic Training. He is also certified by the National Academy of Sports Medicine as a Performance Enhancement Specialist and a Corrective Exercise Specialist. In 2001, Johnson served as the head athletic trainer for the Eastern Conference All-Star team.

An active member of Big Brothers of America, Johnson resides in Bowie, Md., with his wife Sheila and their children, Mitchell and Jai.

JESSE WRIGHT

Strength & Conditioning Coach

Jesse Wright is entering his ninth season with the 76ers and his fourth as Strength and Conditioning Coach. In his current role, Wright oversees all of the team's strength and power training, conditioning, flexibility improvement and nutritional programming.

Wright's first four seasons with the organization were spent as its Strength and Conditioning Consultant, while working full-time for Summit Sports Training Center. He directed all of the training programs for the company and oversaw their Strength and Conditioning contract with Saint Joseph's University.

A member of the Gatorade Training Council, Wright is part of a panel of experts that designed and implemented the training programs for the athletes involved in the Sports-Emmy nominated television series REPLAY. In addition, his programming and drills have been featured on both Rivals.com and Yahoo sports.

In addition to serving on the Board of Managers for Pro Hoops Strength, Wright is also the current president of the National Basketball Strength & Conditioning Association. In 2012-13, Wright was named NBA Strength Coach of the Year, an award voted on by his contemporaries in the league.

Wright received his Exercise Science degree from Temple University and has previously held Strength and Conditioning Coach positions with the Owls, Hofstra University Football, the Barcelona Dragons of NFL-Europe and the Philadelphia Eagles. Wright has certifications from the National Strength and Conditioning Association (CSCS), the National Academy of Sports Medicine (PES), and Functional Movement Systems (FMS).

76ERS MEDICAL STAFF

Christopher Dodson, MD
Head Team Physician

Jonathan Glashow, MD
Chief Medical Officer/ Orthopedic Surgeon

Peter Vitanzo, MD
Head Medical Physician

Brad Tucker, MD
Assistant Team Physician

Barry Kenneally, MD
Assistant Team Physician

Brian Sennett, MD
Orthopedic Consultant

SCOTT O'NEIL

Chief Executive Officer

Scott O'Neil is a dynamic leader who inspires teamwork.

As Chief Executive Officer of the Philadelphia 76ers (NBA), New Jersey Devils (NHL) and Prudential Center, the state-of-the-art multi-purpose arena located in Newark, N.J., O'Neil oversees the business operations of three of the top brands in sports and entertainment, while motivating and challenging more than 500 employees every day.

His energetic style had an immediate impact on the growth and culture of all three businesses when he assumed the CEO position in 2013. Within ten months, O'Neil had attracted the top talent in the industry, creating and filling more than 100 new positions across the companies. At the same time, the Devils and Sixers had sold the third and fourth most new full season tickets in their respective leagues and Prudential Center had booked nearly 20 percent more shows year-over-year.

O'Neil recognizes the important role that each organization plays within their cities and oversees the engagement of fans and businesses through extensive interactive programming, creative sponsorship initiatives and charitable efforts. His implementation of the service programs "76 Hours" (Sixers) and "82 Hours" (Devils/Prudential Center) offers each employee company time to give back to the community and is equivalent to five hours every day of the year spent helping the cities of Philadelphia and Newark.

He creates long-term, innovative partnerships.

O'Neil's success over more than 20 years in the industry has been cultivated through matching powerful brands, including Madison Square Garden, the NBA and the Philadelphia Eagles, with unique, trendsetting opportunities.

In 2014, O'Neil led the Sixers, Devils and Prudential Center into a landmark partnership with partypoker, one of the world's leading online poker brands, to create an Official Online Gaming Partner for the three business units. The multi-year, multi-platform deal in the online gaming category was the first of its kind among U.S.-based sports teams and generated a palpable buzz in the industry, setting the tone for future pioneering ventures.

He connects with today's influencers.

A member of Sports Business Journal's 40 under 40 Hall of Fame, O'Neil is a sought-after speaker that has delivered keynote addresses at the largest sports industry conferences in the world, including Leaders in Sport, Beyond Sport and World Congress of Sport. He has made numerous appearances on CNBC and Bloomberg television, and has nearly 10,000 followers on Twitter, where he interacts daily with fans, media and partners.

An avid writer, O'Neil published two cases for the Harvard Business School in 1998, Success Factors in Minor League Baseball and Balancing Work and Family. He also penned and published a book in 2000 titled Fantasy Land to the Rat Race, a guide for young executives in the workplace.

He values community, education and family.

O'Neil serves as an Alternate Governor for the National Basketball Association and the National Hockey League, and is a board member of the Eastern Pennsylvania Chapter of The Leukemia & Lymphoma Society. He is actively involved in Sixers Strong and Devils Care, which are dedicated to improving the lives of youth in the Philadelphia area and across the state of New Jersey.

O'Neil holds a degree in Marketing from Villanova University and a M.B.A. from the Harvard Business School, and frequently advises students and graduates from both schools.

He and his wife, Lisa, have three daughters.

CHRIS HECK

Chief Revenue Officer

Chris Heck was named the 76ers Chief Revenue Officer on July 29, 2013. In his role, Heck implements strategies and oversees all initiatives related to revenue growth for the Sixers, including corporate partnerships, ticketing and premium sales. Under Heck's leadership, the Sixers have sold the four largest partnership in team history over the last twelve months, doubled the new season ticket holder fan base and established the teams Patriot Partner platform. Additionally, Heck has created and launched 1776 Sports and Entertainment and the Phila 100 business leader program.

Most recently, Heck served as the President of Business Operations for the New York Red Bulls (MLS), where he oversaw the business and commercial facets of the team and Red Bull Arena. Prior to the Red Bulls, Heck spent seven years with the National Basketball Association (NBA) as senior vice president in the teams best practices group, team marketing and business operations. During his tenure with the league, he advised NBA teams on ticket sales and service, sponsorship development and marketing; managed the NBA¹s Canadian business; and oversaw marketing for USA Basketball¹s Senior Men¹s and Women¹s National Teams.

Before his tenure with the league, Heck was vice president and general manager for Villanova Sports Properties, where he managed Villanova Athletics corporate partnerships on all platforms. Additional roles have included director of corporate sales and service for the Miami Heat, and corporate sales and training camp supervisor for the Philadelphia Eagles.

Named to Sports Business Journal¹s Forty Under 40 list in 2008, Heck holds a bachelor¹s degree from Villanova University and has served as an adjunct professor at Columbia University. Heck is currently serving on the board of advisors for MSP Sports, UCF Sports Management and Philadelphia Sports Hall of Fame. He and his wife Mary Beth have three children, Peyton, Madelyn and Gavin, and reside in Wilmington, Del.

TIM MCDERMOTT

Chief Marketing and Innovation Officer

Tim McDermott is entering his second season as the Chief Marketing and Innovation Officer of the Philadelphia 76ers. He oversees all aspects of team marketing and communications including branding, advertising, broadcasting, media rights partnerships, digital and social media, customer relationship management (CRM) and data strategy, merchandising, public and media relations, game entertainment, community relations and the Sixers Strong Foundation.

Since joining the Sixers, McDermott's efforts have been focused on increasing the brand strength, fan base, and revenue opportunities for the organization. As part of the transformation of the game entertainment experience, the Sixers are joining Cleveland as the first NBA teams to unveil a permanent, state-of-the-art court projection system. McDermott has also re-engineered and bolstered the team's digital strategy and data science center.

McDermott previously spent two stints at the Philadelphia Eagles, most recently as their Chief Marketing Officer. During his time at the Eagles, they were recognized by Forbes as the Fastest Growing Brand in Sports. McDermott also launched the Eagles Tackling Breast Cancer Campaign in 2004 which has since grown into a league wide initiative. During his time at the Eagles, McDermott built a content strategy which generated the team's highest ever cumulative TV ratings and transitioned philadelphiaeagles.com into its own scalable network. During his tenure, Eagles Television Network was nominated for 28 Emmy Awards. McDermott was also responsible for the Eagles branding efforts, which garnered 16 Philadelphia ADDY Awards, including Best In TV.

From 2006-09, McDermott led the Washington Capitals' marketing and communications efforts. In his final season with the team, they sold out all 41 home games for the first time in franchise history. McDermott's time in Washington was marked with record increases in attendance, television ratings, merchandise sales and web traffic.

In addition to his experience in professional sports, McDermott also spent several years with Comcast in New Media Development incubating new business ventures, such as multi-room DVR, voice activated remote control, and home controls, utilizing advanced technologies. Earlier in his career, he served as Assistant Director of Sales and Marketing for the San Diego Chargers and began his career in Corporate Sponsorships with the Jacksonville Jaguars.

McDermott earned his MBA from Harvard and a bachelor's degree from Cornell, where he was a three-year letter winner in football. In 2011 he was named 40 under 40 by the Philadelphia Business Journal. In 2014, he received the CMO Club Programmatic Marketing Award for demonstrated success using technology that leverages data science to increase the efficiency and effectiveness of digital marketing. His brother, Sean, is the Defensive Coordinator of the Carolina Panthers.

ANDY GOLDSTEIN

Chief Revenue Officer

Andy Goldstein was named Executive Vice President, Chief Financial Officer of the Philadelphia 76ers, NJ Devils and Prudential Center in January of 2014. Beginning his second season with the teams, Andy oversees all strategic finance and accounting operations across both businesses.

Prior to joining the company, Andy spent 10 years as EVP, CFO for InterMedia Outdoors Holdings, Inc. (IMO), a portfolio of TV, digital and print media properties geared toward outdoor enthusiasts, where his responsibilities included managing finance, information technology, legal and human resources departments.

Andy has over 20 years of strategic finance and CFO experience. His private equity and media background has allowed him to work with some of the most recognizable brands in sports and media, including the Sporting News, Sesame Street, Sportsman Channel, Golf Magazine and many more. Andy lives in Mendham, NJ with his wife and two daughters.

LARA PRICE

Executive Vice President of Business Operations

Lara Price, the 76ers Executive Vice President of Business Operations, is in her 19th season with the organization.

When she was elevated to vice president of marketing in August of 1998, Price became one of only 18 female vice presidents in the NBA. Price was named the team's Senior Vice President in August of 2001 and Senior Vice President of Business Operations in June of 2003. She was promoted to her current position in January of 2014.

In collaboration with Chief Executive Officer Scott O'Neil, Chief Revenue Officer Chris Heck and Chief Marketing Officer Tim McDermott, Price ensures the completion of all operational tasks and objectives as well as making sure the organization maximizes opportunities at a high quality level. She is the team's primary contact with the league office and servers as a liaison between the business and basketball sides of the organization, helping to maintain and enhance that relationship.

Price also helps oversee the operation of the Delaware 87ers, which is the Sixers NBA Development League affiliate, and coordinates communication between the Sixers and their ownership group, including entities like the Prudential Center and the NHL's New Jersey Devils.

The recipient of several awards for excellence in advertising and public relations, Price joined the Sixers in 1996 as director of marketing after serving as manager of team services for the NBA. She also served as director of team services for the Continental Basketball Association.

A native of Boulder, Colo., Price is a graduate of Colorado State University, where she was a member of the women's basketball team. Price resides in suburban Philadelphia.

BRAD SHRON

Executive Vice President and General Council

Brad Shron joined the Philadelphia 76ers, Prudential Center and the New Jersey Devils as Executive Vice President & General Counsel in November 2013. In addition to playing a role in managing the organizations' day-to-day operations along with his colleagues, Brad oversees all legal affairs for the organizations.

Previously, Brad was an associate at Proskauer Rose LLP for over eight years, where as part of the firm's prominent sports practice he represented teams, leagues and other institutions across the sports industry. He was recently named to NJ Biz's "40 under 40" list for 2014.

Brad received a B.A. from the University of Pennsylvania and his J.D. from Harvard Law School. He resides in North Caldwell, New Jersey with his wife, son and daughter.

CARLOS MONTOYA

Senior Council

Carlos Montoya joined the Philadelphia 76ers, Prudential Center and the New Jersey Devils as Senior Counsel in July 2014.

Previously, Carlos was an assistant general counsel at Aramark Corporation, where he held various corporate counsel and compliance positions, including serving as lead counsel for Aramark's business dining division. Prior to Aramark, Carlos was an associate in the litigation practice group of Morgan Lewis & Bockius, where he represented corporate clients and individuals in commercial, securities and class action litigations and government investigations. Carlos also clerked for U.S. District Court Judge Gene E.K. Pratter, and worked as an associate in the corporate department of Simpson Thacher & Bartlett. Carlos serves on the board of directors of the Public Interest Law Center of Philadelphia. In 2013, Carlos was selected as one of seven "Top Lawyers Under 40" by the Hispanic National Bar Association.

A graduate of the University of Virginia and the University of Pennsylvania Law School, Carlos lives in Center City, Philadelphia with his wife and son.

ANDY SPEISER

Senior Vice President of Finance / Chief Financial Officer

Andy Speiser begins his 23rd season with the 76ers as the Senior Vice President of Finance and Chief Financial Officer. Speiser manages all financial aspects for the team, including supervision of the team's financial reporting, budgeting, and the treasury function as well as serving as financial liaison to the National Basketball Association. He also oversees Box Office operations and plays an integral role in managing the daily day-to-day operation along with the other members of the 76ers executive team.

In addition to his many financial responsibilities, Speiser also serves as a special advisor to 76ers President of Basketball Operations & General Manager Sam Hinkie on matters regarding the complexities of the NBA salary cap. His extensive knowledge of the Collective Bargaining Agreement, including the salary cap and player contracts, has made Speiser an invaluable resource to the basketball operations department.

Prior to joining the 76ers in August 1992, Speiser spent nine years working for McDonnell Douglas Truck Services, Inc. in Fort Washington, Pa., and served as their corporate controller from 1990-92.

A graduate of Syracuse University, Speiser and his wife Sharon have two sons, Alex and Dan.

DAN HAUSER

Senior Vice President of Corporate Partnerships

Dan Hauser is in his second season as the Sixers Senior Vice President of Corporate Partnerships. He is involved with new and renewal sponsorship initiatives, pre-season and regular season scheduling and oversees the Sixers Radio Network affiliates.

Hauser most recently served as the Executive Vice President of Palace Sports & Entertainment, where he was primarily responsible for wide-ranging sponsorship and advertising sales for the Detroit Pistons, Palace of Auburn Hills, DTE Energy Music Theatre and Meadow Brook Music Festival, Oakland University and several other properties and events. Under his leadership, the Pistons were consistently ranked among the top NBA teams in corporate sponsorship.

Hauser worked his way through the ranks for Palace Sports & Entertainment, rising to Executive Vice President after serving as Vice president of Marketing, Director of Marketing and Sales, and Director of Sales and Promotion. He spent time in group sales after starting his career with the Pistons as a sales associate.

Hauser holds a master's degree in Sports Administration from Ohio University and bachelor's degree from the University of Wisconsin-Stevens Point.

NOTES

>> Back to Table of Contents

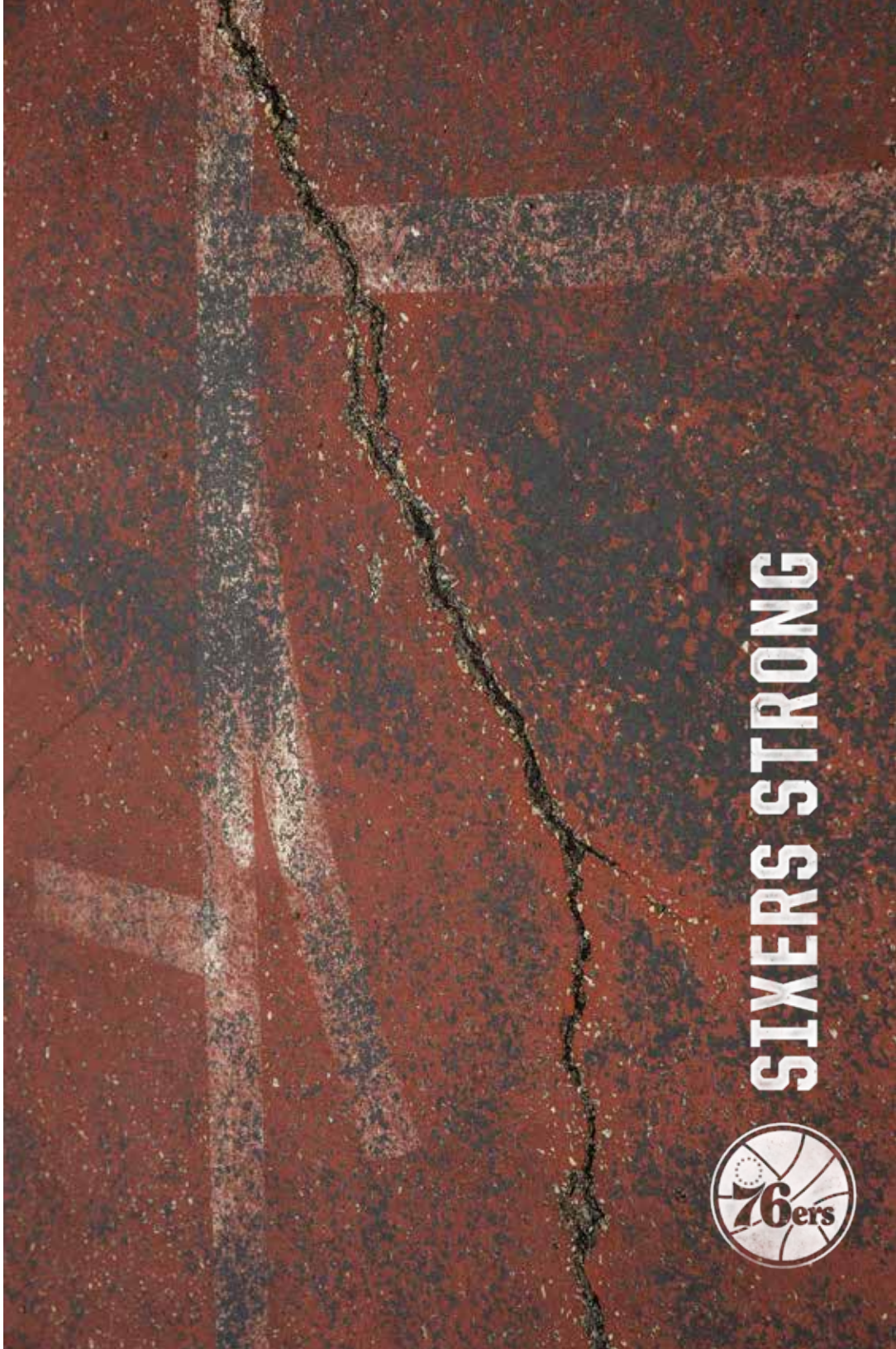

SIXERS STRONG

Our community matters to us.

The people in our organization will look in the mirror in the morning and say, "today I will make a difference and it is my obligation to leave the Delaware valley a better place" because we feel the pull to help, recognize we have more to give and that through a collective effort we can help change the trajectory of the kid next door. SIXERS STRONG is more than a series of programs and initiatives in the community; it is a way of life for our team.

Strong kids. Strong community.

ABOUT SIXERS STRONG:

SIXERS STRONG is the charitable arm of the Philadelphia 76ers, which focuses community efforts exclusively on improving the life trajectory of children in the Delaware Valley. Designed to build children up to have a brighter future, SIXERS STRONG will drive funds and resources back into the community year-round, striving to create a better world for the next generation. "Strong Kids. Strong Community."

Junior Sixers

Junior Sixers is a community-driven program with a focus on youth basketball development. Junior Sixers partners with youth basketball leagues across the Delaware Valley and provides participants ages 5-15 with a Jr. Sixers reversible jersey, a ticket to a Sixers home game, exclusive resources, access to unique opportunities and various incentives.

Sixers Neighborhood Basketball League (SNBL)

The Sixers Neighborhood Basketball League (SNBL) is a youth recreation league conducted by the Philadelphia Department of Recreation. SNBL offers girls and boys the opportunity to participate in an organized and supervised league offered in 20 Department of Recreation facilities throughout Philadelphia. An estimated 4,000 participants compete in over 50 leagues from the months of December through April.

La Liga del Barrio

La Liga del Barrio is Philadelphia's first Latino youth basketball league, offering Latino youth an opportunity to develop their basketball skills, while also promoting educational achievement. Running from December through April, the program is open to boys and girls ages six to 17 and consists of 28 teams.

76ers Summer Hoops Tour

During the summer months, the 76ers take to the streets and the playgrounds of the Delaware Valley with the annual 76ers Summer Hoops Tour. The Hoops Tour is a series of basketball clinics designed to teach and reinforce the fundamentals of basketball. Ambassador of 76ers Basketball/Director of Player Development, World B. Free, leads the clinics that take place from July through August. Participants are led through a series of drills and games demonstrating basic basketball skills while also encouraging participants to have fun!

76ers Read for Ronald

The 76ers Read for Ronald program, sponsored by the Sixers, is a reading themed fundraiser which benefits the Ronald McDonald House. Elementary and middle school children collect pledges for each minute read during the month of February, generating donations and support for the Ronald McDonald House. The Ronald McDonald House is a home-away-from-home, supporting families of critically ill children as they seek treatment in local hospitals. At the completion of the fundraising campaign, children raising money to benefit the House are rewarded prizes and are also invited to an exclusive awards presentation at the Philadelphia Ronald McDonald House.

Sixers Academy Literacy Program

Sixers Academy Literacy Program is a comprehensive reading program that aims to improve reading proficiencies in elementary schools. As a part of this program, Sixers Academy will offer various resources and incentives to students. These incentives include Sixers book bags, free books, an assembly, and more.

Project 76

Project 76 is the official employee volunteer program of the Philadelphia 76ers and provides employees the opportunity to give back to the community. Sixers employees will invest a minimum of 76 hours of their time, both individually and in team community service initiatives. Last season, the Philadelphia 76ers dedicated 10,000 hours to over 200 different organizations.

Sixers Stars and Stripes

In conjunction with the NBA's Hoops for Troops initiative, the Sixers will introduce the Stars and Stripes program during the week of November 4th through 11th. Through this program, the Sixers will encourage fans to join us in showing our appreciation and support for the service men, women, and veterans of the United States Armed Forces.

Events will be highlighted by a Stars and Stripes themed night on November 7th vs. Chicago Bulls. In addition, an exclusive open practice will be held at Joint Base McGuire-Ft. Dix-McGuire for military personnel.

Heroes Among Us

The Sixers Heroes Among Us program awards people in the greater Philadelphia-area who positively impact the lives of children in their communities. Recipients of the award are honored during a Sixers home game and proceeds from the SIXERS STRONG 50/50 Raffle will be donated to the charity of their choice. This award is given in the spirit of Alexandra "Alex" Scott, who founded Alex's Lemonade Stand to raise funds and awareness to end childhood cancer.

Last season, SIXERS STRONG Foundation donated over $125,000 to 40 local charities as a result of this award.

Season of Giving

The holiday season is a special time for giving and sharing. The Sixers enjoy giving back by hosting and participating in events and activities to help spread cheer. During this time the Sixers will create memorable experiences, focusing solely on helping underprivileged children across the Delaware Valley.

Threes for Trees

The Sixers will partner with PECO to plant trees all across the greater Philadelphia area. For each 3 pointer made by a 76ers player this season, a new tree will be planted. Last season, nearly 300 trees were planted as a result of this program.

Blue Goes Green Night

As a part of NBA Green Week, the Sixers will host "Blue Goes Green" Night presented by PECO, which will feature concourse activities, messaging, and giveaway items that will encourage both children and adults to be more environmentally conscious. The week will be highlighted by a tree planting event, a "Think Green" Challenge with local high schools, and a Sixers Go Live Green Night presented by PECO.

WORLD B. FREE

Ambassador of 76ers Basketball

Entering his 19th season with the Sixers front office, World B. Free serves as the Ambassador of 76ers Basketball. A fixture in the 76ers Community Relations Department, the former 1975 Sixers second round draft pick travels to schools, recreation centers and playgrounds in the tri-state area teaching the fundamentals of basketball and life.

Free has headed up the successful 17-year-old 76ers Summer Hoops Tour where he reaches thousands of children each summer challenging these young people to not only further their basketball skills but their life skills as well. Additionally, Free makes countless public appearances delivering motivational messages on issues ranging from education, sportsmanship and saying "no" to drugs.

Free poured-in 17,955 points over his illustrious 13-year career. The prolific scorer from Brooklyn spent four years with the 76ers (1975-78, 1987), while also making stops in San Diego (1978-80), Golden State (1980-82), Cleveland (1983-86) and Houston (1987). As a member of the 1979-80 San Diego Clippers, Free put together his best season in the NBA. He averaged an astounding 30.2 points over just 68 games, which landed him a spot in the 1980 NBA All-Star Game. He appeared in 886 games over his career, averaging 20.3 points while dishing-out 3.7 assists per contest.

Free, who also spent two seasons as the 76ers strength and conditioning coach, was inducted into the New York City Basketball Hall-of-Fame in 1997, joining the likes of former teammate Kareem Abdul-Jabbar, Billy Cunningham, Connie Hawkins, Lenny Wilkens and Nate "Tiny" Archibald.

Free attended Guilford College located in North Carolina for three years, where he averaged 23.6 points and 6.5 rebounds per game. He was a member of the school's 1973 NAIA Championship team, while being named the tournament's Most Valuable Player.

A native of Brooklyn, N.Y., Free currently resides in the Philadelphia area.

NBA CARES

NBA Cares is the league's global social responsibility program that builds on the NBA's mission of addressing important social issues in the United States and around the world. Through this program, the NBA, its teams and players have donated more than $237 million to charity, completed more than 3 million hours of hands-on community service, and created more than 895 places where kids and families can live, learn, or play, in 25 countries and territories on five continents. NBA Cares works with internationally recognized youth-serving programs that support education, youth and family development, and health-related causes, including: KaBOOM!, Special Olympics, YMCA, Boys and Girls Clubs of America, UNICEF, the Make-A-Wish Foundation, Share Our Strength and GLAAD.

>> Back to Table of Contents

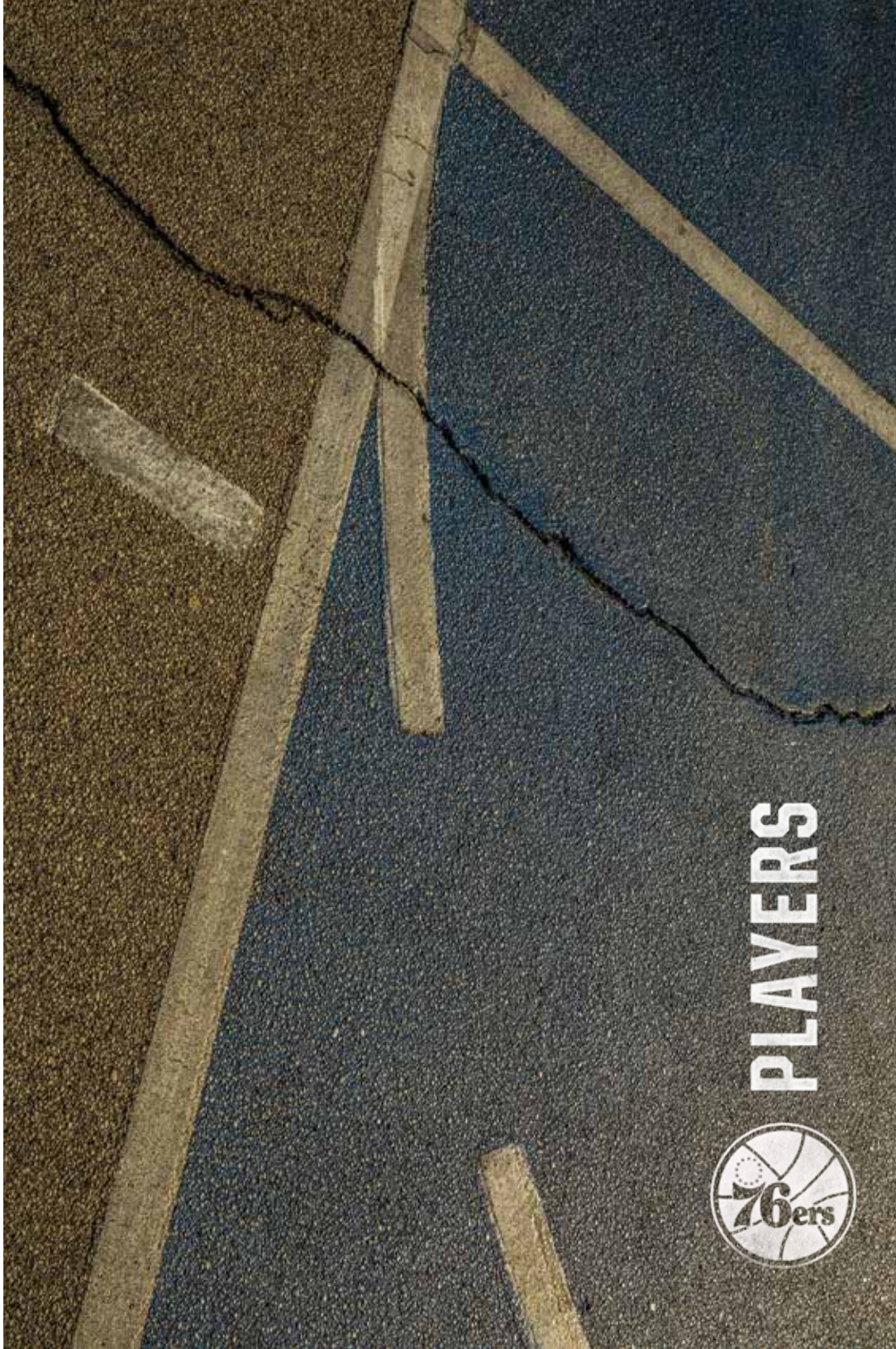

#1 MICHAEL CARTER-WILLIAMS

★ ★ ★ ★ ★ ★ ★ ★ ★

POSITION	Guard
HEIGHT	6-6
WEIGHT	185
YEARS PRO	1
FROM	Syracuse/USA
BORN	10/10/91

CAREER HIGHS

PTS	33	at CLE 1/7/14
FG	13	2x; last at WAS 1/20/14
FGA	28	at PHO 12/28/13
3FG	4	vs. MIA 10/30/13
3FGA	8	2x; last at SA 3/24/14
FT	9	2x; last at CHA 4/12/14
FTA	12	vs. GS 11/4/13
OR	7	vs. ORL 12/3/13
DR	13	vs. BOS 4/14/14
TR	14	vs. BOS 4/14/14
AST	13	at CLE 11/9/13
STL	9	vs. MIA 10/30/13
BLK	3	3x; last at UTA 2/12/14
MIN	49:04	at CLE 11/9/13

TRANSACTIONS: Selected by Philadelphia with the 11th overall pick in the 2013 NBA Draft.

PRO CAREER: In 70 games (all starts), averaged 16.7 points, 6.3 assists, 6.2 rebounds and 1.86 steals in 34.5 minutes per game while shooting 40.5% from the floor, 26.4% from 3-point range and 70.3% from the line… Named 2013-14 Kia NBA Rookie of the Year and was a unanimous All-Rookie First Team Selection… Also competed both the BBVA Compass Rising Stars Challenge and the Taco Bell Skills Challenge during All-Star Weekend… SUMMER 2013: Started all five games for Philadelphia in the 2013 Orlando Pro Summer League, averaging 13.6 points, 6.8 assists, 4.2 rebounds and 2.00 steals in 31.0 minutes per game while shooting 27.1% from the floor, 15.8% from 3-point range and 76.0% from the line.

COLLEGE: Was an early entry candidate for the 2013 NBA Draft following his sophomore season at Syracuse… Averaged 11.4 points, 7.3 assists (tied for third in nation), 4.9 rebounds and 2.78 steals (fourth in nation) as a sophomore after averaging 2.7 ppg, 2.1 apg, 1.5 rpg and 0.77 spg as a freshman… Scored in double-figures in 30 of his 40 games played as a sophomore after doing so just once his freshman season… Had a career-high 24 points against No. 1 seeded Indiana in the Sweet 16… Tallied 10 double-doubles, including 15 points and a career-high 16 assists vs. Monmouth… Recorded at least one steal in all but two games as a sophomore, including 4+ steals 11 times… His 111 steals in 2012-13 set a school record for a single season… Earned All-BIG EAST Second Team honors as a sophomore.

OFF THE COURT: Son of Mandy and Zach Zegarowski and Earl and Rosa Williams… Majored in communication and rhetorical studies… Was an honor roll student over his final two and a half years at St. Andrews School (RI)… Performed in the school's musical "Aladdin"… Averaged 23.2 points, 8.3 rebounds and 5.5 assists as a senior and played in the 2011 McDonald's All-American game and the Jordan Brand Classic game… Was an AAU teammate of Nerlens Noel… Donated the 2015 Kia Sorento LX CUV that he was awarded for being named Rookie of the Year to the Fibrolamellar Cancer Foundation (FCF) which is dedicated to funding research to find treatment options and a cure for fibrolamellar hepatocellular carcinoma.

2013-14 SEASON NOTES / CAREER HIGHLIGHTS

- ★ In 70 games (all starts), averaged 16.7 points, 6.3 assists(tied for 11th in NBA), 6.2 rebounds and 1.86 steals (sixth in NBA) in 34.5 minutes per game while shooting 40.5% from the floor, 26.4% from 3-point range and 70.3% from the line.
- ★ Named 2013-14 Kia NBA Rookie of the Year… was also voted a unanimous All-Rookie First Team selection.
- ★ Became first "double-digit" draft pick to be named Rookie of the Year since Mark Jackson (18th overall pick) in 1987-88 and just the fifth all-time.
- ★ Missed a total of 12 games (Sixers 1-11 mark)… missed four games (11/13-11/18/13) with a left foot arch bruise, seven games (12/6-12/16/13) with right knee soreness/skin infection and one game (2/1/14) with right shoulder soreness.
- ★ Named NBA Eastern Conference Player of the Week for games played from 10/29-11/3… Shaquille O'Neal is the only other rookie in the history of the award to earn Player of the Week honors to start his career.
- ★ Became just the third player dating back to 1950-51 to lead rookies in points per game, rebounds per game and assists per game, joining Oscar Robertson (1960-61) and Alvan Adams (1975-76).
- ★ Joined Oscar Robertson (1960-61) and Magic Johnson (1979-80) as the only players to average at least 16.0 points, 6.0 rebounds and 6.0 assists in their rookie season.
- ★ Had 33 points at Cleveland on 1/7/14 becoming the first Sixer rookie to score 30+ points since Allen Iverson had 35 at Atlanta on 4/19/97.
- ★ Had 16 double-doubles last season, including two triple-doubles (12/3/13 and 3/10/14)… last Sixer rookie to record a triple-double was Andre Iguodala vs. Detroit on 3/23/05… also first Sixer to record a double-double in his NBA debut since Maurice Cheeks had 10 points and 11 assists on 10/13/78.
- ★ Had 22 points, 12 assists, 7 rebounds and 9 steals in his NBA Debut vs. Miami on 10/30… only two other players in NBA history hit all of those statistical marks in a single game (Rickey Green on 11/27/82 and Johnny Moore on 1/8/85).

NBA REGULAR SEASON STATISTICS

SEA	TM	G	GS	MIN	FG	FGA	PCT	3P	3PA	PCT	FT	FTA	PCT	OFF	DEF	TOT	A	PF	D	ST	TO	BS	PTS	AVG
13-14	PHI	70	70	2414	427	1054	.405	55	208	.264	258	367	.703	101	336	437	441	213	2	130	247	43	1167	16.7

#0 BRANDON DAVIES

★ ★ ★ ★ ★ ★ ★ ★ ★

POSITION	Forward
HEIGHT	6-10
WEIGHT	240
YEARS PRO	1
FROM	Brigham Young/USA
BORN	7/25/91

CAREER HIGHS

PTS	11	3x, last at MIA 4/16/14
FGM	5	vs. BOS 4/14/14
FGA	7	2x, last vs. MIA 1/17/14
3FGM	1	2x, last at MIA 4/16/14
3FGA	2	2, last at MIA 4/16/14
FTM	5	at CLE 1/7/14
FTA	7	at CLE 1/7/14
OR	3	4x, last vs. BOS 4/14/14
DR	5	at NO 11/16/13
TR	8	at NO 11/16/13
AST	3	vs. NO 11/29/13
STL	3	at BKN 12/16/13
BLK	1	8x, last at MIA 4/16/14
MIN	41:13	vs. CHA 2/9/13

TRANSACTIONS: Was not selected in the 2013 NBA Draft… Signed as a free agent with the L.A. Clippers on 9/5/13… Waived by the L.A. Clippers on 10/21/13… Signed as a free agent with Philadelphia on 10/27/13.

PRO CAREER: In 51 games, averaged 2.8 points and 2.1 rebounds in 11.3 minutes per game while shooting 42.2% from the floor, 20.0% from 3-point range and 64.2% from the line… SUMMER 2014: Started five games for Philadelphia in the NBA Summer League in Las Vegas, averaging 4.4 points, 2.2 rebounds and 1.20 steals in 18.0 minutes per game while shooting 22.7% from the floor, 0-of-2 from 3-point range and 70.6% from the line… SUMMER 2013: Started all five games for Philadelphia in the 2013 Orlando Pro Summer League, averaging 13.6 points, 6.8 assists, 4.2 rebounds and 2.00 steals in 31.0 minutes per game while shooting 27.1% from the floor, 15.8% from 3-point range and 76.0% from the line.

COLLEGE: Played all four seasons at Brigham Young… Named All-West Coast Conference First Team as a junior and a senior… Shot 51.6% or better in each of his four seasons and 52.2% for his career… Increased his scoring, rebounding and assists across all four seasons and averaged 17.7 ppg, 8.0 rpg, 2.4 apg, 1.3 spg and 1.0 bpg as a senior.

OFF THE COURT: Son of Linda Kathleen Davies… Has one brother and one sister… Born in Philadelphia but raised in Provo, Utah… Led Provo High School to state titles as a sophomore and junior and a second-place finish as a senior.

2013-14 SEASON NOTES / CAREER HIGHLIGHTS

- ★ In 51 games, averaged 2.8 points and 2.1 rebounds in 11.3 minutes per game while shooting 42.2% from the floor, 20.0% from 3-point range and 64.2% from the line.
- ★ Missed 24 games with a fractured right small finger from 1/20-3/12/14.
- ★ Scored 10+ points three times (at Cleveland on 1/7/14, vs. Boston on 4/14/14 and at Miami on 4/16/14).
- ★ Played all four seasons at Brigham Young and was named All-West Coast Conference First Team as a junior and a senior... increased his scoring, rebounds and assists across all four of his seasons and averaged 17.7 ppg, 8.0 rpg, 2.4 apg, 1.3 spg and 1.0 bpg as a senior.
- ★ Born in Philly but raised by in Provo, Utah.

NBA REGULAR SEASON STATISTICS

SEA	TM	G	GS	MIN	FG	FGA	PCT	3P	3PA	PCT	FT	FTA	PCT	OFF	DEF	TOT	A	PF	D	ST	TO	BS	PTS	AVG
13-14	PHI	51	0	575	54	128	.422	2	10	.200	34	53	.642	38	71	109	28	92	1	24	35	8	144	2.8

PLAYERS

#21 JOEL EMBIID

★ ★ ★ ★ ★ ★ ★ ★ ★

POSITION	Center
HEIGHT	7-0
WEIGHT	250
YEARS PRO	Rookie
FROM	Kansas/Cameroon
BORN	3/16/94

NCAA HIGHS

PTS	18	2 times
FGM	7	2 times
FGA	9	3 times
3FGM	1	vs. Kansas State 1/11/14
3FGA	2	vs. Kansas State 1/11/14
FTM	9	vs. Georgetown 12/21/13
FTA	12	vs. Georgetown 12/21/13
OR	5	3 times
DR	11	2 times
TR	13	3 times
AST	5	vs. Duke 11/12/13
STL	4	vs. Oklahoma 2/24/14
BLK	8	vs. Okla. State 1/18/14
MIN	33	at Texas Tech 2/18/14

TRANSACTIONS: Selected with the third overall pick by Philadelphia in the 2014 NBA Draft.

COLLEGE: Was an early entry candidate for the 2014 NBA Draft following his freshman season at Kansas… Averaged 11.2 points, 8.1 rebounds, 1.4 assists, 2.6 blocks and 0.9 steals while shooting 62.6% from the floor and 68.5% from the line… Set school freshman records for blocks (72), field goal percentage (.626) and rebounding (8.1 rpg)… Named Big 12 Defensive Player of the Year… Missed the final six games, including the Big 12 Championship and NCAA Tournament, with a lower back strain… Recorded at least one block in 26 of his 28 games played, including a season-high 8 blocks against Oklahoma State… Had eight double-doubles, including seven over his final 17 games played.

OFF THE COURT: Native of Cameroon… Son of Thomas and Christine Embiid… Has two siblings, Arthur and Muriel… Grew up playing mostly volleyball and soccer… According to reports, Luc Richard Mbah a Moute spotted him at a camp in Cameroon in 2011 and influenced his decision to come play high school basketball in the United States… Played his senior year at The Rock School in Gainesville, Fla., averaging 13.0 points, 9.7 rebounds and 1.9 blocks… Played in both the Jordan Brand Classic and Nike Hoops Summit.

2013-14 SEASON NOTES / CAREER HIGHLIGHTS

- ★ Suffered a stress fracture to the navicular bone in his right foot leading up to the NBA Draft.
- ★ As a freshman at Kansas, averaged 11.2 points, 8.1 rebounds, 1.4 assists, 2.6 blocks and 0.9 steals in 23.1 minutes per game while shooting 62.6% from the floor and 68.5% from the line.
- ★ Named Big 12 Defensive Player of the Year and set a Kansas freshman record with 72 blocks… also set freshman school record for field goal percentage (.626) and rebounding (8.1 rpg).
- ★ Missed the final six games, including the Big 12 Championship and NCAA Tournament, with a lower back strain.
- ★ Recorded at least one block in 26 of his 28 games played, including a season-high 8 blocks against Oklahoma State on 1/18/14.
- ★ Had eight double-doubles, including seven over his final 17 games played.
- ★ Native of Cameroon… played his senior year at The Rock School in Gainesville, Florida and played in both the Jordan Brand Classic and Nike Hoops Summit… grew up playing mostly volleyball and soccer.

NCAA STATISTICS

SEA	TM	G	GS	MIN	FG	FGA	PCT	3P	3PA	PCT	FT	FTA	PCT	OFF	DEF	TOT	A	PF	D	ST	TO	BS	PTS	AVG
13-14	KAN	28	20	647	107	171	.626	1	5	.200	98	143	.685	65	162	227	38	94	4	25	66	72	313	11.2

#30 DREW GORDON

★ ★ ★ ★ ★ ★ ★ ★ ★

POSITION	Center
HEIGHT	6-9
WEIGHT	245
YEARS PRO	Rookie
FROM	New Mexico/USA
BORN	7/12/90

NCAA HIGHS

PTS	30	vs. Boise State 3/3/12
FGM	13	vs. UNLV 2/18/12
FGA	20	vs. UNLV 2/18/12
3FGM	1	2 times
3FGA	1	4 times
FTM	9	vs. Air Force 3/8/12
FTA	11	2 times
OR	9	3 times
DR	16	vs. UNLV 2/18/12
TR	23	vs. Utah 2/19/11
AST	5	vs. San Diego St. 1/18/12
STL	3	2 times
BLK	5	vs. North Dakota 1/7/12
MIN	38	4 times

TRANSACTIONS: Was not selected in the 2012 NBA Draft… Signed as a free agent with Philadelphia on 9/29/14.

PRO CAREER: SUMMER 2013: In five games with two starts for Sacramento in the NBA Summer League in Las Vegas, averaged 5.0 points and 6.0 rebounds in 20.2 minutes per game while shooting 40.7% from the floor and 25.0% from the line… Also appeared in one game for Utah, grabbing 3 rebounds in 12 minutes of play.

2012-13: SUMMER 2012: In five games with two starts for Dallas in the NBA Summer League in Las Vegas, averaged 4.0 points, 6.0 rebounds and 1.60 steals in 21.8 minutes per game while shooting 39.1% from the floor and 40.0% from the line.

INTERNATIONAL: 2013-14: Played for Banvit Basketbol Kulubu of the Turkish League… Averaged 4.5 points and 3.8 rebounds in four league games, 8.5 points and 4.5 rebounds in two EuroLeague games and 5.3 points and 3.3 rebounds in seven Eurocup games… Later played for Banco di Sardegna Sassari of the Italian league, averaging 9.0 points and 5.7 rebounds in 22 league games and 13.0 points and 6.9 rebounds in eight Eurocup games… 2012-13: In 10 EuroLeague games for BC Partizan MT:S Beograd of the Serbian League, averaged 9.1 points, 7.5 rebounds, 1.5 assists, 1.1 steals and 1.1 blocks… Also appeared in 26 Adriatic League games, averaging 9.5 points and 7.5 rebounds… Later joined Banco di Sardegna Sassari of the Italian league, averaging 11.6 points and 7.1 rebounds in 11 games.

COLLEGE: Spent his final two seasons at New Mexico after transferring from UCLA… Averaged a double-double in both of his seasons with the Lobos, earning Mountain West All-Conference First Team honors as a senior and Second Team distinction as a junior… Shot at least 52.7% from the floor in each of his four seasons and 54.1% for his career… Was named MVP of the Mountain West Tournament as a senior, averaging 15.3 points and 10.7 rebounds while shooting 53.3% from the floor… Averaged 19.5 points and 13.5 rebounds while shooting 60.0% from the floor in two NCAA Tournament games as a senior.

OFF THE COURT: Son of Ed Gordon and Shelly Davis… Father played basketball at San Diego State while mother attended UCLA… Has a brother, Aaron, and a sister, Elisabeth… Majored in University Studies… Played in the 2008 Jordan Brand Classic… Also threw the discus and shot put in high school.

2013-14 SEASON NOTES / CAREER HIGHLIGHTS

- ★ Appeared in six games with two starts for Philadelphia in the 2014 NBA Summer League in Las Vegas, averaging 6.7 points and a team-high 6.0 rebounds in 20.3 minutes per game while shooting 47.2% from the floor, 1-of-5 from 3-point range and 62.5% from the line.
- ★ Has played oversees since finishing his collegiate career at New Mexico in 2011-12… spent last season playing in Turkey and Italy… also played in Italy and Serbia during the 2012-13 season.
- ★ Spent his final two collegiate season at New Mexico after transferring from UCLA… averaged a double-double in both of his season with the Lobos, earning Mountain West All-Conference First Team honors as a senior and Second Team distinction as a junior.
- ★ Younger brother is Aaron Gordon, who was the fourth overall pick by Orlando in the 2014 NBA Draft

NCAA STATISTICS

SEA	TM	G	GS	MIN	FG	FGA	PCT	3P	3PA	PCT	FT	FTA	PCT	OFF	DEF	TOT	A	PF	D	ST	TO	BS	PTS	AVG
08-09	UCLA	34	0	369	52	92	.565	0	0	--	18	36	.500	45	71	116	7	56	1	18	24	15	122	3.5
09-10	UCLA	6	6	147	29	51	.569	0	2	.000	9	14	.643	16	16	32	5	21	1	3	6	12	67	11.2
10-11	NM	26	19	729	138	262	.527	0	0		61	90	.678	89	184	273	16	86	4	14	61	34	337	13.0
11-12	NM	35	34	1078	188	347	.542	2	2	1.000	103	137	.752	108	280	388	43	78	0	39	82	35	481	13.7
TOTALS		**101**	**59**	**2323**	**407**	**752**	**.541**	**2**	**4**	**.500**	**191**	**277**	**.690**	**213**	**480**	**809**	**71**	**241**	**6**	**74**	**173**	**96**	**1007**	**10.0**

PLAYERS

#39 JERAMI GRANT

★ ★ ★ ★ ★ ★ ★ ★ ★

POSITION	Forward
HEIGHT	6-8
WEIGHT	210
YEARS PRO	Rookie
FROM	Syracuse/USA
BORN	3/12/94

NCAA HIGHS

PTS	24	vs. Duke 2/1/14
FGM	8	2 times
FGA	15	at Duke 2/22/14
3FGM	1	6 times
3FGA	3	vs. Long Beach State 12/6/12
FTM	10	vs. Duke 2/1/14
FTA	10	vs. Duke 2/1/14
OR	7	2 times
DR	11	vs. NC State 2/15/14
TR	14	vs. NC State 2/15/14
AST	5	vs. Binghamton 12/7/13
STL	4	vs. Boston College 2/19/14
BLK	2	7 times

TRANSACTIONS: Selected by Philadelphia with the 39th overall pick in the 2014 NBA Draft.

COLLEGE: Was an early entry candidate for the 2014 NBA Draft following his sophomore season at Syracuse… Averaged 12.1 points and 6.8 rebounds as a sophomore after averaging 3.9 ppg and 3.0 rpg as a freshman… Scored in double-figures in 24 of his 32 games played… Had a season-high 24 points with 12 rebounds against Duke.

OFF THE COURT: Son of Harvey and Beverly Grant… Father played 11 seasons in the NBA, ending his career with the Sixers in 1998-99… Uncle, Horace Grant, played 17 NBA seasons and won three championships with the Chicago Bulls and one with the Los Angeles Lakers… Has three brothers, Harvey Jerai, Holdyn Jerian and Harrison Jaelin… Harvey Jerai played at Clemson and is now playing overseas… Holdyn Jerian just finished his career at Notre Dame… Played in the Jordan Brand Classic... Competed for USA Basketball in the 2012 FIBA Americas Under-18 Championship… Started all five games and helped team win the gold medal.

2013-14 SEASON NOTES / CAREER HIGHLIGHTS

- ★ Appeared in five games with two starts for Philadelphia in the Orlando Pro Summer League, averaging 7.2 points, 3.0 rebounds and 1.20 blocks in 19.6 minutes per game while shooting 48.1% from the floor, 42.9% from 3-point range and 53.8% from the line.
- ★ In six games with one start for Philadelphia in the NBA Summer League in Las Vegas, averaged 6.5 points and 5.7 rebounds in 18.8 minutes per game while shooting 24.3% form the floor, 0-of-5 from 3-point range and 80.8% from the line.
- ★ Early entry candidate for the 2014 NBA Draft following his sophomore season at Syracuse... averaged 12.1 points and 6.8 rebounds as a sophomore after averaging 3.9 ppg and 3.0 rpg as a freshman.
- ★ Scored in double-figures in 24 of his 32 games played as a sophomore, including a season-high 24 points with 12 rebounds against Duke.

NCAA STATISTICS

SEA	TM	G	GS	MIN	FG	FGA	PCT	3P	3PA	PCT	FT	FTA	PCT	OFF	DEF	TOT	A	PF	D	ST	TO	BS	PTS	AVG
12-13	SYR	40	9	572	54	117	.462	6	15	.400	41	73	.562	46	72	118	18	54	1	17	26	18	155	3.9
13-14	SYR	32	20	1005	133	268	.496	0	5	.000	120	178	.674	78	139	217	44	75	3	26	37	18	386	12.1
TOTALS		**52**	**29**	**1577**	**187**	**385**	**.486**	**6**	**20**	**.300**	**161**	**251**	**.641**	**124**	**211**	**335**	**62**	**129**	**4**	**43**	**63**	**36**	**541**	**7.5**

#16 CHRIS JOHNSON

★ ★ ★ ★ ★ ★ ★ ★ ★

POSITION	Forward
HEIGHT	6-6
WEIGHT	201
YEARS PRO	2
FROM	Dayton/USA
BORN	4/29/90

CAREER HIGHS

PTS	14	2x; last at IND 3/11/14
FG	6	at IND 3/11/14
FGA	11	vs. PHI 4/4/14
3FG	4	2x; lastvs. DAL 2/9/14
3FGA	7	2x; lastvs. PHI 4/4/14
FT	4	2x; lastvs. PHI 4/4/14
FTA	4	5x; last at CLE 4/12/14
OR	3	5x; last vs. PHI 4/4/14
DR	5	2x; last at WAS 4/2/14
TR	8	at WAS 4/2/14
AST	4	vs. PHI 1/29/14
STL	4	2x; lastvs. WAS 4/16/14
BLK	1	4x; last vs. TOR 3/26/14
MIN	35:05	at CHI 3/31/14

TRANSACTIONS: Was not selected in the 2012 NBA Draft… Signed as a free agent with the L.A. Clippers on 9/28/12… Waived by the L.A. Clippers on 10/7/12… Signed as a free agent by Orlando on 10/9/12… Waived by Orlando on 10/27/12… Signed a 10-day contract with Memphis on 1/22/13… Signed a second 10-day contract with Memphis on 2/3/13… Signed as a free agent with Brooklyn on 9/30/13… Waived by Brooklyn on 10/26/13… Signed a 10-day contract with Boston on 1/16/14… Signed a second 10-day contract with Boston on 1/28/14… Signed for the remainder of the season with Boston on 2/6/14… Waived by Boston on 9/25/14… Signed as a free agent by Philadelphia on 9/29/14.

PRO CAREER: Two NBA seasons… In 48 games, averaging 5.8 points and 2.3 rebounds in 18.6 minutes per game while shooting 40.2% from the floor, 33.8% from 3-point range and 84.4% from the line… Has also appeared in 59 D-League games with 44 starts, averaging 13.6 points, 5.1 rebounds, 1.3 assists and 1.53 blocks in 30.4 minutes per game while shooting 44.6% from the floor, 37.5% from 3-point range and 78.7% from the line.

2012-13: Rookie NBA season (Memphis)… In eight games, averaged 3.6 points and 1.4 rebounds in 12.8 minutes per game while shooting 44.0% from the floor, 33.3% from 3-point range and 71.4% from the line… Had 10 points on 4-of-6 shooting in his second NBA game vs. Brooklyn (1/25/13)… In 39 games with 24 starts for Rio Grande Valley of the D-League, averaged 10.6 points, 4.2 assists and 1.49 steals in 26.9 minutes per game while shooting 42.7% from the floor, 38.0% from 3-point range and 74.2% from the line… SUMMER 2012: Appeared in four games for Philadelphia in the Orlando Pro Summer League, averaging 7.3 points, 6.0 rebounds and 1.3 assists in 22.3 minutes per game while shooting 35.5% from the floor, 28.6% from 3-point range and 1-of-1 from the line.

COLLEGE: Played all four seasons at Dayton… Became the first college basketball player over the past 20 years to have at least 1,400 points, 800 rebounds, 300 offensive rebounds and 200 3-pointers while shooting at least 80% from the line… Helped Dayton to an NIT Championship as a sophomore, capturing tournament MVP honors… Honorable Mention All-Atlantic 10 selection as a junior and a senior… Over his final three seasons, averaged 2.0 3FGM and improved his 3-point percentage in each of his four seasons (39.7% in 2011-12).

OFF THE COURT: Son of Nicole Johnson… Has two siblings, Ty'onna and Maurice… Majored in general studies.

2013-14 SEASON NOTES / CAREER HIGHLIGHTS

- ★ In 40 games for Boston, averaged 6.3 points and 2.4 rebounds in 19.7 minutes per game while shooting 39.7% from the floor, 33.9% from 3-point range and 86.0% from the line.
- ★ Also appeared in 20 games (all starts) for the Rio Grande Valley Vipers of the NBA Development League, averaging 19.4 points, 6.8 rebounds, 2.5 assists, 1.60 steals and 1.00 blocks in 10.4 minutes per game while shooting 47.0% from the floor, 36.7% from 3-point range and 84.1% from the line.
- ★ Scored in double-figures nine times.
- ★ Shot 4-of-4 from 3-point range vs. Dallas on 2/9/14… hit 2+ 3FGM 13 times and averaged 1.1 3FGM overall.
- ★ For his career, has more steals (31) than turnovers (25).
- ★ Started five games for Boston in the 2014 NBA Summer League in Las Vegas, averaging 6.6 points, 4.2 rebounds and 1.0 assists in 23.8 minutes per game while shooting 30.6% from the floor, 18.8% from 3-point range and 72.7% from the line.

PLAYERS

NBA REGULAR SEASON STATISTICS

SEA	TM	G	GS	MIN	FG	FGA	PCT	3P	3PA	PCT	FT	FTA	PCT	OFF	DEF	TOT	A	PF	D	ST	TO	BS	PTS	AVG
12-13	MEM	8	0	102	11	25	.440	6	18	.333	1	2	.500	5	6	11	2	5	0	4	3	0	29	3.6
13-14	BOS	40	0	789	85	214	.397	43	127	.339	37	43	.860	31	66	97	31	63	0	27	22	4	250	6.3
TOTALS		**48**	**0**	**891**	**96**	**239**	**.402**	**49**	**145**	**.338**	**38**	**45**	**.844**	**36**	**72**	**108**	**33**	**68**	**0**	**31**	**25**	**4**	**279**	**5.8**

#11 MALCOLM LEE

★ ★ ★ ★ ★ ★ ★ ★ ★

POSITION	Guard
HEIGHT	6-6
WEIGHT	200
YEARS PRO	2
FROM	UCLA/USA
BORN	5/22/90

CAREER HIGHS

PTS	10	4x; last at PHI 12/4/12
FG	4	5x, last at PHI 12/4/12
FGA	12	vs. CHA 11/14/12
3FG	2	2x; last at PHI 12/4/12
3FGA	5	vs. CHA 11/14/12
FT	4	2x; last vs. CLE 12/7/12
FTA	6	2x; last vs. CLE 12/7/12
OR	5	at LAC 11/28/12
DR	8	vs. CLE 12/7/12
TR	8	vs. CLE 12/7/12
AST	5	vs. PHO 4/9/12
STL	2	4x; last vs. DEN 12/12/12
BLK	2	vs. NO 3/10/12
MIN	35:22	vs. CHA 11/14/12

TRANSACTIONS: Selected by Chicago with the 43rd overall pick in the 2011 NBA Draft… Traded by Chicago to Minnesota along with the rights to Norris Cole and cash considerations in exchange for the rights to Nikola Mirotic on 6/23/11… Traded by Minnesota to Golden State along with a future second round pick and cash considerations in exchange for the rights to Nemanja Nedovic on 6/27/13… Traded by Golden State to Phoenix along with Marcin Gortat, Kendall Marshall and Shannon Brown in exchange for Emeka Okafor, and a future first round pick on 10/25/13… Waived by Washington on 10/28/13… Signed as a free agent with Philadelphia on 10/7/14.

PRO CAREER: Two NBA seasons… In 35 games with 12 starts, averaging 4.0 points, 1.9 rebounds and 1.5 assists in 15.2 minutes per game while shooting 38.5% from the floor, 29.4% from 3-point range and 70.3% from the line.

2012-13: Second NBA season (Minnesota)… In 16 games with 12 starts, averaged 4.9 points, 2.4 rebounds and 1.3 assists in 18.1 minutes per game while shooting 38.2% from the floor, 33.3% from 3-point range and 60.0% from the line… Suffered a hyperextended right knee vs. Denver on 12/12/12… Underwent surgery on his right knee on 1/14/13 and his right hip on 1/16/13.

2011-12: Rookie NBA season (Minnesota)… In 19 games, averaged 3.3 points, 1.6 assists and 1.4 rebounds in 12.8 minutes per game while shooting 39.0% from the floor, 20.0% from 3-point range and 82.4% from the line… Missed the first 24 games of the season after undergoing surgery on 12/30/13 to repair a torn meniscus in his left knee… Was twice assigned to the Sioux Falls Skyforce of the NBA Development League and appeared in a total of seven games (all starts), averaging 10.1 points, 5.9 assists, 4.1 rebounds and 1.86 steals in 27.6 minutes per game while shooting 33.8% from the floor, 0-of-13 from 3-point range and 94.4% from the line.

COLLEGE: Was an early entry candidate for the 2011 NBA Draft following his junior season at UCLA… Over his final two seasons, averaged 12.6 points, 3.7 rebounds and 2.6 assists… Earned both All-Pac-10 First Team and Pac-10 All-Defensive Team honors as a junior.

OFF THE COURT: Parents are Toshio and Delma Lee… Has an older sister, Shandrika Lee, who played college basketball at Pepperdine and is an assistant women's basketball coach at Santa Clara… Won a silver medal with the USA at the 2008 FIBA Americas U18 Championship… Played in the 2008 Nike Hoop Summit… Would have pursued commercial real estate if not in the NBA.

2013-14 SEASON NOTES / CAREER HIGHLIGHTS

- ★ Was with Phoenix during the 2013 preseason but did not appear in a game while rehabbing from surgery on his right knee in January of 2013… was traded to Washington on 10/25/13 and then waived by the Wizards on 10/28/13.
- ★ Originally 43rd overall pick by Chicago in the 2011 NBA Draft following his junior season at UCLA… in 35 games with 12 starts for Minnesota during the 2011-12 and 2012-13 seasons, averaged 4.0 ppg, 1.9 rpg and 1.5 apg in 15.2 mpg
- ★ Was an early entry candidate for the 2011 NBA Draft following his junior season at UCLA… earned both All-Pac-10 First Team and Pac-10 All-Defensive Team honors in his final season.

NBA REGULAR SEASON STATISTICS

SEA	TM	G	GS	MIN	FG	FGA	PCT	3P	3PA	PCT	FT	FTA	PCT	OFF	DEF	TOT	A	PF	D	ST	TO	BS	PTS	AVG
11-12	MIN	19	0	243	23	59	.390	2	10	.200	14	17	.824	9	17	26	31	22	0	8	17	4	62	3.3
12-13	MIN	16	12	289	29	76	.382	8	24	.333	12	20	.600	15	24	39	20	30	1	12	10	6	78	4.9
TOTALS		**35**	**12**	**532**	**52**	**135**	**.385**	**10**	**34**	**.294**	**26**	**37**	**.703**	**24**	**41**	**65**	**51**	**52**	**1**	**20**	**27**	**10**	**140**	**4.0**

#12 LUC MBAH A MOUTE

★ ★ ★ ★ ★ ★ ★ ★ ★

POSITION	Forward
HEIGHT	6-8
WEIGHT	230
YEARS PRO	6
FROM	UCLA/CAMEROON
BORN	9/9/86

CAREER HIGHS

PTS	22	at GS 3/16/12
FGM	10	at GS 3/16/12
FGA	16	2x; last vs. BOS 11/15/08
3FGM	1	24x; last vs. SA 4/8/14
3FGA	2	4x; last at LAC 12/22/13
FTM	13	vs. NY 3/20/11
FTA	13	vs. NY 3/20/11
OR	11	at GS 2/3/11
DR	10	vs. Tor 1/5/09
TR	19	at GS 2/3/11
AST	6	at Cle 12/14/12
STL	5	2x, last vs. PHI 3/12/11
BLK	3	2x, last vs. NY 3/20/11
MIN	47:22	vs. CHA 11/27/10

PLAYOFF HIGHS

PTS	13	at ATL 5/2/10
FGM	5	2x; last at ATL 5/2/10
FGA	9	2x; last at ATL 5/2/10
3FGM	–	
3FGA	2	at MIA 4/21/13
FTM	6	vs. MIA 4/25/13 4/25/13
FTA	8	vs. MIA 4/25/13
OR	3	2x; last at ATL 5/2/10
DR	6	vs. ATL 4/30/10
TR	8	vs. ATL 4/30/10
AST	3	vs. MIA 4/28/13
STL	2	at MIA 4/23/13
BLK	–	
MIN	40:23	vs. MIA 4/28/13

TRANSACTIONS: Selected by Milwaukee with the 37th overall pick in the 2008 NBA Draft… Had offer sheet as a restricted free agent by Denver matched by Milwaukee on 12/10/11… Traded by Milwaukee to Sacramento in exchange for a future second round pick and draft considerations on 7/12/13… Traded by Sacramento to Minnesota in exchange for Derrick Williams on 11/26/13… Traded by Minnesota along with Alexey Shved and a future first round pick to Philadelphia in exchange for Thaddeus Young on 8/23/14.

PRO CAREER: Six NBA seasons… In 399 games with 240 starts, averaging 6.3 points and 4.9 rebounds in 23.6 minutes per game while shooting 45.9% from the floor, 27.9% from 3-point range and 68.0% from the line.

PLAYOFFS: In 11 games (all starts), averaging 8.8 points, 4.8 rebounds and 1.1 assists in 28.5 minutes per game while shooting 49.3% from the floor, 0-of-6 from 3-point range and 65.8% from the line… 2010: Started all seven games of Milwaukee's First Round series vs. Atlanta, averaging 9.1 points and 5.6 rebounds in 25.4 minutes per game while shooting 52.0% from the floor, 0-of-2 from 3-point range and 60.0% from the line… 2013: Started all four games of Milwaukee's First Round series vs. Miami, averaging 8.3 points, 3.5 rebounds, 1.8 assists and 1.00 steals in 34.0 minutes per game while shooting 43.5% from the floor, 0-of-4 from 3-point range and 72.2% from the line.

2012-13: Fifth NBA season (Milwaukee)… In 58 games with 45 starts, averaged 6.7 points and 4.4 rebounds in 22.9 minutes per game while shooting 40.1% from the floor, 35.1% from 3-point range and 57.1% from the line… Missed the first 14 games of the season while rehabbing from offseason knee surgery and an additional 10 games due to a sore knee (2/6/13), sprained toe (3/12-3/24/13) and illness (4/1/13)… Scored in double-figures 12 times, including a season-high 20 points at Boston on 12/21/12… Had one double-double.

2011-12: Fourth NBA season (Milwaukee)… In 43 games with 22 starts, averaged 7.7 points and 5.3 rebounds in 23.5 minutes per game while shooting 51.0% from the floor, 1-of-4 from 3-point range and 64.1% from the line… Missed 19 games due to tendinitis and soreness in his right knee and one due to left shoulder pain)… Scored in double-figures 10 times, including 20+ twice… Tallied three double-doubles.PRO CAREER: Six NBA seasons… In 399 games with 240 starts, averaging 6.3 points and 4.9 rebounds in 23.6 minutes per game while shooting 45.9% from the floor, 27.9% from 3-point range and 68.0% from the line.

2010-11: Third NBA season (Milwaukee)… In 79 games with 52 starts, averaged 6.7 points and 5.3 rebounds in 26.5 minutes per game while shooting 46.3% from the floor, 0-of-7 from 3-point range and 70.7% from the line… Missed one game with a right ankle injury (10/27/10) and two games with flu-like symptoms (3/1-3/4/11)… Scored in double-figures 25 games and recorded eight double-doubles.

2009-10: Second NBA season (Milwaukee)… In 73 games with 62 starts, averaged 6.2 points, 5.5 rebounds and 1.1 assists in 25.6 minutes per game while shooting 48.0% from the floor, 35.3% from 3-point range and 69.9% from the line… Missed nine games with a left foot sprain (11/18-12/2/10)… Scored in double-figures 17 times and recorded four double-doubles.

2008-09: Rookie NBA season (Milwaukee)… Appeared in all 82 games with 52 starts, averaging 7.2 points, 5.9 rebounds, 1.1 assists and 1.06 steals in 25.8 minutes per game while shooting 46.2% from the floor, 0-of-4 from 3-point range and 72.9% from the line… Scored in double-figures 25 times and recorded four double-doubles.

2013-14 SEASON NOTES / CAREER HIGHLIGHTS

- ★ In 64 games with seven starts for Sacramento and Minnesota, averaged 3.5 points and 2.3 rebounds in 15.7 minutes per game while shooting 45.1% from the floor, 23.5% from 3-point range and 68.7% from the line.
- ★ In nine games with five starts for Sacramento, averaged 4.4 points, 3.0 rebounds, 1.7 assists and 1.0 steals in 21.8 minutes per game while shooting 46.9% from the floor, 1-of-3 from 3-point range and 69.2% from the line.
- ★ Traded by Sacramento to Minnesota in exchange for Derrick Williams on 11/26/13… in 55 games with two starts for the Timberwolves, averaged 3.3 points and 2.2 rebounds in 14.7 minutes per game while shooting 44.7% from the floor, 21.4% from 3-point range and 68.5% from the line.
- ★ Scored in double-figures seven times.
- ★ In his first five seasons from 2008-09 through 2012-13, averaged 6.9 points, 5.3 rebounds and 1.0 assists in 25.1 minutes per game.

2009-10: Rookie NBA season (Milwaukee)… Appeared in all 82 games with 52 starts, averaging 7.2 points, 5.9 rebounds, 1.1 assists and 1.06 steals in 25.8 minutes per game while shooting 46.2% from the floor, 0-of-4 from 3-point range and 72.9% from the line… Scored in double-figures 25 times and recorded four double-doubles.

COLLEGE: Was an early entry candidate for the 2008 NBA Draft following his junior season at UCLA… As a junior, earned Honorable Mention All-Pac-10 and Honorable Mention All-Defensive Team honors and helped the Bruins advance to the Final Four… As a freshman, had 17 points vs. LSU in the Final Four and a team-high tying 10 rebounds in the National Championship game vs. Florida… For his career, averaged 8.7 points, 7.2 rebounds and 1.6 assists while shooting 50.3% from the floor.

OFF THE COURT: Native of Cameroon… Is the prince in his village of Bafia (Bia Messe)… Has five brothers and three sisters… Member of Cameroon's national team… Participated in the 2007 FIBA Africa Championship, helping Cameroon to a 5-1 mark and a silver medal… Traveled to Sénégal in August 2010 to assist with the NBA's Basketball Without Borders camp… Again participated in Basketball Without Borders Africa during the 2012 offseason, when he traveled to Johannesburg, South Africa with a contingent of NBA players and coaches… Was a camper at the inaugural Basketball Without Borders Africa camp in 2003… In addition to basketball, he also enjoys watching soccer, football and tennis.

NBA REGULAR SEASON STATISTICS

SEA	TM	G	GS	MIN	FG	FGA	PCT	3P	3PA	PCT	FT	FTA	PCT	OFF	DEF	TOT	A	PF	D	ST	TO	BS	PTS	AVG
08-09	MIL	82	52	2114	227	491	.462	0	4	.000	140	192	.729	189	298	487	87	204	2	87	100	45	594	7.2
09-10	MIL	73	62	1866	177	369	.480	6	17	.353	93	133	.699	171	229	400	81	181	1	60	70	39	453	6.2
10-11	MIL	79	52	2093	198	428	.463	0	7	.000	133	188	.707	169	251	420	68	180	0	72	77	28	529	6.7
11-12	MIL	43	22	1009	133	261	.510	1	4	.250	66	103	.641	77	150	227	29	93	1	40	39	22	333	7.7
12-13	MIL	58	45	1326	151	377	.401	13	37	.351	72	126	.571	89	167	256	55	82	0	42	70	14	387	6.7
13-14	2tm	64	7	1003	87	193	.451	4	17	.235	46	67	.687	56	90	146	36	68	2	31	40	14	224	3.5
Totals		**399**	**240**	**9411**	**973**	**2119**	**.459**	**24**	**86**	**.279**	**550**	**809**	**.680**	**751**	**1185**	**1936**	**356**	**808**	**6**	**332**	**396**	**162**	**2520**	**6.3**

NBA PLAYOFF STATISTICS

SEA	TM	G	GS	MIN	FG	FGA	PCT	3P	3PA	PCT	FT	FTA	PCT	OFF	DEF	TOT	A	PF	D	ST	TO	BS	PTS	AVG
2010	MIL	7	7	178	26	50	.520	0	2	.000	12	20	.600	14	25	39	5	15	0	2	7	0	64	9.1
2013	MIL	4	4	136	10	23	.435	0	4	.000	13	18	.722	4	10	14	7	9	0	4	5	0	33	8.3
Totals		**11**	**11**	**314**	**36**	**73**	**.493**	**0**	**6**	**.000**	**25**	**38**	**.658**	**18**	**35**	**53**	**12**	**24**	**0**	**6**	**12**	**0**	**97**	**8.8**

#14 K.J. MCDANIELS

★ ★ ★ ★ ★ ★ ★ ★ ★

POSITION	Guard/Forward
HEIGHT	6-6
WEIGHT	220
YEARS PRO	Rookie
FROM	Clemson/USA
BORN	2/9/93

NCAA HIGHS

PTS	30	2 times
FGM	13	at Notre Dame 2/11/14
FGA	24	at Notre Dame 2/11/14
3FGM	5	vs. Virginia Tech 1/27/13
3FGA	8	at Notre Dame 2/11/14
FTM	11	vs. Virginia 2/15/14
FTA	13	vs. Virginia 2/15/14
OR	8	at Notre Dame 2/11/14
DR	12	vs. Maryland 3/2/14
TR	14	2 times
AST	4	vs. Pittsburgh 3/8/14
STL	4	2 times
BLK	7	3 times
MIN	48	vs. Maryland 3/2/14

2013-14 SEASON NOTES / CAREER HIGHLIGHTS

★ Appeared in a total of six games (three starts) for Philadelphia in the Orlando Pro Summer League and NBA Summer League in Las Vegas, averaging 9.7 points, 2.3 rebounds and 1.17 blocks in 18.7 minutes per game while shooting 43.9% from the floor, 53.8% from 3-point range and 88.2% from the line.

★ Was an early entry candidate for the 2014 NBA Draft following his junior season at Clemson... as a junior, averaged 17.1 points, 7.1 rebounds, 1.6 assists, 2.8 blocks and 1.1 steals.

★ Had 614 points, 100 blocks, and 42 3-pointers made as a junior... according to Stats, Inc., dating back to 1996-97 (as far back as their data goes), he is the only college player with 600+ points, 100+ blocks and 40+ 3FGM in a single season.

★ First Team All-ACC selection by media and Second Team by coaches... Also named ACC Defensive Player of the Year.

★ Led Tigers in scoring, rebounding, blocks, steals and 3-pointers made... joined Wake Forest's Josh Howard as only the second player in ACC history to lead his team in all five of those categories in a single season.

★ Scored 20+ points 13 times as a junior after not doing so in either of his first two seasons.

★ Averaged 5.1 FTA on 84.2% shooting as a junior after averaging 2.0 FTA on 65.0% shooting his first two seasons combined.

TRANSACTIONS: Selected by Philadelphia with the 32nd overall pick in the 2014 NBA Draft.

COLLEGE: Was an early entry candidate for the 2014 NBA Draft following his junior season at Clemson… Had 614 points, 100 blocks and 42 3-pointers made as a junior… According to Stats, Inc., dating back to 1996-97 (as far back as their data goes), he is the only college player with 600+ points, 100+ blocks and 40+ 3FGM in a single season… As a junior, averaged 17.1 points, 7.1 rebounds, 1.6 assists, 2.8 blocks and 1.1 steals… Was a First Team All-ACC selection by media and Second Team by coaches… Also named ACC Defensive Player of the Year… Led Tigers in scoring, rebounding, blocks, steals and 3-pointers made… Joined Wake Forest's Josh Howard as only the second player in ACC history to lead his team in all five of those categories in a single season… Scored 20+ points 13 times as a junior after not doing so in either of his first two seasons.

OFF THE COURT: Avid dog lover and adopts ones in need of homes and places them into families with the assistance of his mother, Shawn… Father, Kevin, played at South Alabama and was a Second Team All-Sun Belt Conference selection in 1991… Had close to 40 family and friends come support him in New York for the NBA Draft… Was a two-time NACA (National Association of Christian Athletes) All-American as a junior and a senior for Central Park Christian in his hometown of Birmingham, Ala.… School compiled a combined 45-3 mark in back-to-back championship seasons.

NCAA STATISTICS

SEA	TM	G	GS	MIN	FG	FGA	PCT	3P	3PA	PCT	FT	FTA	PCT	OFF	DEF	TOT	A	PF	D	ST	TO	BS	PTS	AVG
11-12	CLE	30	1	304	44	97	.454	7	25	.280	22	38	.579	34	21	55	7	26	0	10	13	20	117	3.9
12-13	CLE	28	25	771	109	252	.433	32	96	.333	54	79	.684	50	90	140	21	62	1	32	44	58	304	10.9
13-14	CLE	36	35	1212	209	455	.459	42	138	.304	154	183	.842	86	169	255	57	80	2	41	83	100	614	17.1
TOTALS		**94**	**61**	**2287**	**362**	**804**	**.450**	**81**	**259**	**.313**	**230**	**300**	**.767**	**170**	**280**	**450**	**85**	**168**	**3**	**83**	**140**	**178**	**1035**	**11.0**

.

#5 ARNETT MOULTRIE

★ ★ ★ ★ ★ ★ ★ ★ ★

POSITION	Forward
HEIGHT	6-10
WEIGHT	240
YEARS PRO	2
FROM	Mississippi State/USA
BORN	11/18/90

CAREER HIGHS

PTS	14	2x, last at IND 4/17/13
FG	7	at IND 4/17/13
FGA	11	2x, last at IND 4/17/13
3FG		
3FGA		
FT	3	vs. POR 3/18/13
FTA	5	vs. MIN 12/4/12
OR	6	2x, last at IND 4/17/13
DR	6	2x, last at IND 4/17/13
TOT	12	at IND 4/17/13
AST	2	2x, last vs. Dal 2/21/14
STL	3	at LAC 2/9/14
BLK	2	vs. IND 3/16/13
MIN	30:58	vs. DAL 2/21/14

2013-14 SEASON NOTES / CAREER HIGHLIGHTS

- ★ In 12 games with two starts, averaged 3.0 points and 2.9 rebounds in 15.6 minutes per game while shooting 42.1% from the floor and 80.0% from the line.
- ★ Made his season debut against the L.A. Clippers on 2/9/14… suffered a left ankle injury prior to the start of training camp… was also issued a five-game league suspension on 3/3/1/14 for violating terms of the NBA/NBPA Anti-Drug Program.
- ★ Made his first career start vs. Dallas on 2/21/14.
- ★ Was twice assigned to the Delaware 87ers of the NBA Development League from 2/4-2/914 and 3/15-3/31/14… in eight games with one start, averaged 10.5 points, 4.5 rebounds, 1.6 assists and 1.00 steals in 28.1minutes per game while shooting 45.2% from the floor and 78.3% from the line.
- ★ For his career, has almost as many steals (25) as turnovers (26).

TRANSACTIONS: Selected by Miami with the 27th overall pick in the 2012 NBA Draft… Right were traded by Miami to Philadelphia in exchange for the draft rights to Justin Hamilton (45th overall pick) and a protected future first round pick on 6/28/12.

PRO CAREER: In 59 games with two starts, averaging 3.6 points and 3.1 rebounds in 12.4 minutes per game while shooting 54.7% from the floor and 66.7% from the line… Has also appeared in 15 D-League games with four starts, averaging 10.1 points, 5.3 rebounds and 1.6 assists in 27.3 minutes per game while shooting 46.0% from the floor, 0-of-1 from 3-point range and 74.3% from the line.

2012-13: Rookie NBA season (Philadelphia)… In 47 games, averaged 3.7 points and 3.1 rebounds in 11.5 minutes per game while shooting 58.2% from the floor and 64.3% from the line… Recorded 24 DNP-CD's… Shot 66.7% from the floor over his final 14 games played… Shot 12-of-12 from the floor over a four-game span from 2/28-3/5/13… Had the second-highest FG% of any rookie with more than 25 games played… Recorded his first career double-double in the final game of the season with a career-high tying 14 points and a career-high 12 rebounds at Indiana on 4/17/13… Was assigned to the Sioux Falls Skyforce of the D-League from 12/21/12-1/6/13 and appeared in seven games with three starts, averaging 9.7 points, 6.1 rebounds and 1.6 assists in 26.3 minutes per game while shooting 46.9% from the floor and 66.7% from the line… SUMMER 2013: Started all five games for Philadelphia in the Orlando Pro Summer League, averaging 12.2 points and 7.4 rebounds in 28.2 minutes per game while shooting 46.2% from the floor and 72.2% from the line.

COLLEGE CAREER: Was an early entry candidate for the 2012 NBA Draft following his junior season at Mississippi State… Named First Team All-SEC after averaging 16.4 points, 10.5 rebounds and 1.2 assists while shooting 54.9% from the floor, 44.4% from 3-point range and 78.0% from the line… Led the conference in rebounding and ranked tied for 10th in the nation… Recorded 18 double-doubles in 30 games played… Shot 78.0% from the line as a junior after shooting 58.7% his first two seasons… Averaged 3.7 offensive rebounds as a junior, grabbing 6+ seven times, including a career-high 11 vs. Northwestern State… Spent his first two seasons at Texas-El Paso before transferring to the Bulldogs and sat out the entire 2010-11 season due to NCAA transfer regulations.

OFF THE COURT: Born in Queens but went to high school in Memphis… Son of Rebecca Chandler… Majored in Philosophy… Shot over 70.0% from the floor during his final two seasons of high school… Was a member of the USA U19 team which won gold at the FIBA World Championship in New Zealand during the summer of 2009.

NBA REGULAR SEASON STATISTICS

SEA	TM	G	GS	MIN	FG	FGA	PCT	3P	3PA	PCT	FT	FTA	PCT	OFF	DEF	TOT	A	PF	D	ST	TO	BS	PTS	AVG
12-13	PHI	47	0	542	78	134	.582	0	0	---	18	28	.643	76	69	145	10	43	0	17	19	10	174	3.7
13-14	PHI	12	2	187	16	38	.421	0	0	---	4	5	.800	11	24	35	2	22	0	8	7	4	36	3.0
TOTALS		**59**	**2**	**729**	**94**	**172**	**.547**	**0**	**0**	**---**	**22**	**33**	**.667**	**87**	**93**	**180**	**12**	**65**	**0**	**25**	**26**	**14**	**210**	**3.6**

#4 NERLENS NOEL

★ ★ ★ ★ ★ ★ ★ ★ ★

POSITION	Center
HEIGHT	6-11
WEIGHT	228
YEARS PRO	Rookie
FROM	Kentucky/USA
BORN	4/10/94

NCAA HIGHS

PTS	19	at Texas A&M 2/2/13
FGM	9	vs. Long Island 11/23/13
FGA	14	vs. Baylor 12/1/12
3FGM	–	
3FGA	–	
FTM	8	vs. Auburn 2/9/13
FTA	13	vs. Auburn 2/9/13
OR	7	vs. Baylor 12/1/12
DR	11	vs. E. Michigan 1/2/13
TR	14	at Texas A&M 2/2/13
AST	6	vs. Texas A&M 1/12/13
STL	6	vs. Baylor 12/1/12
BLK	12	at Miss. State 1/29/13
MIN	41	at Texas A&M 2/2/13

2013-14 SEASON NOTES / CAREER HIGHLIGHTS

- ★ Appeared in a total of five games for Philadelphia in the 2014 Orlando Pro Summer League and the NBA Summer League in Las Vegas, averaging 13.4 points, 5.6 rebounds, 1.4 assists, 2.60 blocks and 1.80 steals in 25.8 minutes per game while shooting 50.0% from the floor and 70.4% from the line.
- ★ Suffered a torn ACL in his left knee at Florida on 2/12/13 and missed the remainder of the season... surgery was performed by Dr. James Andrews... sat out all of last season rehabbing... on 1/15/14, was cleared to participate in limited on-court work.
- ★ As a freshman at Kentucky, averaged 10.5 points, 9.5 rebounds, 1.6 assists, 2.1 steals and an NCAA-best 4.4 blocks while shooting 59.0% from the floor.
- ★ Named SEC Defensive Player of the Year, SEC Freshman of the Year and First Team All-SEC.
- ★ Joined Anthony Davis, the first overall pick in the 2012 NBA Draft, as the only players in Kentucky history to record at least 50 steals and 50 blocks in the same season.
- ★ Recorded at least 5 blocks in half of his 24 games played, including a school-record 12 rejections at Mississippi.
- ★ Was the top-rated player by both ESPNU recruiting and Scout.com coming out of high school and was rated the second-best prospect by Rivals.
- ★ Averaged 12.6 points, 7.2 rebounds and 3.9 blocks as a senior at Tilton School in New Hampshire and was named USA Today National Player of the Year.
- ★ Competed for the USA Junior National Select Team at the 2012 Nike Hoops Summit.
- ★ Was an AAU teammate of fellow Sixer Michael Carter-Williams.

TRANSACTIONS: Selected by New Orleans with the sixth overall pick in the 2013 NBA Draft… Rights were traded by New Orleans to Philadelphia along with a 2014 first round pick in exchange for Jrue Holiday and the rights Pierre Jackson on 7/12/13.

COLLEGE CAREER: Was an early entry candidate for the 2013 NBA Draft following his freshman season at Kentucky… Averaged 10.5 points, 9.5 rebounds, 1.6 assists, 2.1 steals and an NCAA-best 4.4 blocks while shooting 59.0% from the floor… Suffered a torn ACL in his left knee at Florida on 2/12/13 and missed the remainder of the season… Named SEC Defensive Player of the Year, SEC Freshman of the Year and First Team All-SEC… Joined Anthony Davis as the only players in Kentucky history to record at least 50 steals and 50 blocks in the same season… Recorded at least 5 blocks in half of his 24 games played, including a school-record 12 rejections at Mississippi.

OFF THE COURT: Son of Dorcina Noel… Born in Malden, Mass., a suburb of Boston… Was the top-rated player by both ESPNU recruiting and Scout.com coming out of high school and was rated the second-best prospect by Rivals… Averaged 12.6 points, 7.2 rebounds and 3.9 blocks as a senior at Tilton School in New Hampshire and was named USA Today National Player of the Year… Competed for the USA Junior National Select Team at the 2012 Nike Hoops Summit.

NCAA STATISTICS

SEA	TM	G	GS	MIN	FG	FGA	PCT	3P	3PA	PCT	FT	FTA	PCT	OFF	DEF	TOT	A	PF	D	ST	TO	BS	PTS	AVG
12-13	KEN	24	24	765	98	166	.590	0	0	--	55	104	.529	65	162	227	38	62	1	50	45	106	251	10.5

#23 JASON RICHARDSON

★ ★ ★ ★ ★ ★ ★ ★ ★

POSITION	Guard/Forward
HEIGHT	6-6
WEIGHT	225
YEARS PRO	13
FROM	Michigan State/USA
BORN	1/20/81

CAREER HIGHS

PTS	44	at MIA 3/10./06
FG	18	at SAC 4/16/02
FGA	32	vs. GS 3/6/08
3FG	9	at MIL 2/11/12
3FGA	14	at MIN 4/2/06
FT	12	at IND 4/12/08
FTA	14	at CHI 2/28/04
OR	6	3x, last vs. MEM 2/21/07
DR	12	2x, last vs. MEM 1/19/08
TOT	14	3x, vs. MEM 1/19/08
AST	8	13x, last at IND 3/19/08
STL	8	at NJ 4/15/08
BLK	3	16x, last vs. DEN 10/31/12
MIN	51:23	at CLE 1/11/08

PLAYOFF HIGHS

PTS	42	at POR 4/22/10
FG	13	at POR 4/22/10
FGA	20	at UTA 5/9/07
3FG	8	at POR 4/22/10
3FGA	12	2x, last vs. IND 5/5/12
FT	8	at POR 4/22/10
FTA	10	at POR 4/22/10
OR	5	at UTA 5/7/07
DR	8	2x, last vs. POR 4/18/10
TOT	10	3x, last vs. POR 4/18/10
AST	4	3x, last at ATL 4/22/11
STL	4	vs. DAL 4/29/07
BLK	2	at DAL 4/25/07
MIN	46:46	at UTA 5/9/07

2013-14 SEASON NOTES / CAREER HIGHLIGHTS

- ★ Sat out the entire 2013-14 season after missing the final 42 games of 2012-13 with left knee synovitis/surgery… entering 2012-13, appeared in 805 of a possible 886 games for his career (90.9%).
- ★ Over the past four seasons, has 186 steals with 181 turnovers.
- ★ Had 57 3FGM in 33 games played in 2012-13, snapping an eight-season streak of having 100+ 3FGM… hit a career-high 243 3FGM in 2007-08, which is the fifth-most by any player in a single season.
- ★ Dating back to 2004-05, has the seventh-most 3FGM (1,295) of any player, despite playing at least 94 fewer games than the top six players.
- ★ From 2007-08 through 2013-14, shooting 39.0% (877-2247 3FGs) from 3-point range after shooting 35.0% his first six seasons.
- ★ Averaged double-digits in scoring in all 12 of his seasons played, including 20+ three times (2004-05, 2005-06, 2007-08).
- ★ Averaging just 1.2 turnovers (368 total, 318 GP) over the past six seasons after averaging 2.2 tpg his first seven seasons.
- ★ Was the NBA Slam Dunk champion in 2002 and 2003, joining Michael Jordan and Nate Robinson as the only players to win in back-to-back years.

TRANSACTIONS: Selected by Golden State with the fifth overall pick in the 2001 NBA Draft… Re-signed with the Warriors on 4/11/01… Traded by Golden State along with the rights to Jermareo Davidson to Charlotte for the rights to Brandan Wright on 6/28/07… Traded by Charlotte along with Jared Dudley and a future second round pick to Phoenix in exchange for Boris Diaw, Raja Bell and Sean Singletary on 12/10/08… Traded by Phoenix to Orlando along with Hedo Turkoglu and Earl Clark in exchange for Vince Carter, Mickael Peitrus, Marcin Gortat and a future first round pick on 12/18/10… Re-signed with Orlando on 12/10/11… Acquired by Philadelphia from the Magic as part of a four-team trade on 8/10/12 in which the Sixers also received Andrew Bynum from the L.A. Lakers; Sixers traded Maurice Harkless, Nik Vucevic and a protected first round pick to Orlando; Magic traded Dwight Howard, Chris Duhon and Earl Clark to the Lakers in exchange for Josh McRoberts, Christian Eyenga and a future first round pick; Sixers traded Andre Iguodala to Denver; Nuggets traded Arron Afflalo, Al Harrington and a future first round pick to Orlando.

PRO CAREER: Thirteen NBA seasons… In 838 games with 827 starts, averaging 17.3 points, 5.0 rebounds, 2.7 assists and 1.17 steals in 34.4 minutes per game while shooting 44.0% from the floor, 37.1% from 3-point range and 70.7% from the line… Named Eastern Conference Player of the Week twice (3/9/08 and 3/30/08) and Western Conference Player of the Week once (3/20/05)… Made the NBA All-Rookie First Team in 2001-02 and was MVP of the Rookie Challenge during NBA All-Star Weekend in 2002… NBA Slam Dunk champion in 2002 and 2003, joining Michael Jordan as the only players to win in back-to-back years.

PLAYOFFS: In 37 games (all starts), averaging 17.1 points, 5.4 rebounds, 1.4 assists and 1.08 steals in 34.1 minutes per game while shooting 46.5% from the floor, 40.4% from 3-point range and 72.4% from the line… 2007: Started all 11 games for Golden State during its run to the Western Conference Semifinals, averaging 19.1 points, 6.7 rebounds, 2.0 assists and 1.27 steals in 38.9 minutes per game while shooting 47.6% from the floor, 35.4% from 3-point range and 70.4% from the line… Helped #8 seeded Warriors upset #1 seeded Dallas in the First Round… 2010: Started all 16 games for Phoenix during its run to the Western Conference Finals, averaging 19.8 points, 5.4 rebounds, 1.1 assists and 1.06 steals in 33.3 minutes per game while shooting 50.2% from the floor, 47.5% from 3-point range and 75.9% from the line… 2011: Started all five games of Orlando's First Round series vs. Atlanta, averaging 10.0 points, 4.0 rebounds and 1.2 assists in 30.6 minutes per game while shooting 33.3% from the floor, 32.0% from 3-point range and 8-of-8 from the line… 2012: Started all five games of Orlando's First Round series vs. Indiana, averaging 11.4 points, 3.8 rebounds, 1.0 assists and 1.20 steals in 29.6 minutes per game while shooting 39.6% from the floor, 37.0% from 3-point range and 41.7% from the line.

2012-13: Twelfth NBA season (Philadelphia)… In 33 games (all starts), averaged 10.5 points, 3.8 rebounds, 1.5 assists and 1.21 steals in 28.4 minutes per game while shooting 40.2% from the floor, 34.1% from 3-point range and 60.6% from the line… Missed four games with a left ankle sprain (11/5-11/10/12), one game with a low back strain (12/26/12) and the final 42 games of the season (beginning on 1/1/13) with left knee synovitis/surgery… Underwent surgery on his left knee on 2/19/13… Also recorded two DNP-CD's… Had 40 steals with just 26 turnovers.

2011-12: Eleventh NBA season (Orlando)… In 54 games (all starts), averaged 11.6 points, 3.6 rebounds, 2.0 assists and 0.98 steals in 29.5 minutes per game while shooting 40.8% from the floor, 36.8% from 3-point range and 59.4% from the line… Missed a total of 12 games: 3 games with a bone bruise on his left knee (1/16-1/18/12), 2 games for rest (1/30-2/1/12), 3 games due to chest pain (2/19-2/22/12), 3 games due to a sprained left ankle (3/11-3/14/12) and recorded a DNP-CD on the final game of the season (4/26/12)… Scored 20+ points five times, including a season-high 31 points at Milwaukee on 2/11/12… Hit a career-high 9 3-pointers in that game and hit 3+ 3FGM 15 times.

2010-11: Tenth NBA season (Phoenix, Orlando)… In 80 games (all starts), averaged 15.6 points, 4.1 rebounds, 1.8 assists and 1.16 steals in 33.9 minutes per game while shooting 44.7% from the floor, 39.5% from 3-point range and 73.0% from the line… In 25 games for the Suns, averaged 19.3 points, 4.4 rebounds, 1.4 assists and 1.08 steals in 3.18 minutes per game… In 55 games for the Magic, averaged 13.9 points, 4.0 rebounds, 2.0 assists and 1.20 steals in 34.9 minutes per game… Ranked second in the NBA in 3-pointers made… Scored 20+ points 23 times, including 30+ four times, including a season-high 39 point at Denver on 11/28/10… Converted the game-tying alley-oop layup as time expired vs. Memphis on 11/5/10… Hit the game-tying four-point play with 17 seconds left to force overtime vs. Philadelphia on 1/19/11… Hit the game-tying 3-pointer with 5.7 seconds left to force overtime at New York on 3/28/11… Served a one-game league suspension at Atlanta on 4/24/11 after being ejected from an altercation against the Hawks on 4/22/11… Missed just one other game (4/6/11) for rest.

2009-10: Ninth NBA season (Phoenix)… In 79 games with 76 starts, averaged 15.7 points, 5.1 rebounds and 1.8 assists in 31.5 minutes per game while shooting 47.4% from the floor, 39.3% from 3-point range and 73.9% from the line… Scored 20+ points 30 times and 30+ twice… Hit the game-winning shot with 0.7 seconds left vs. Oklahoma City on 2/23/10… Missed two games due to an NBA suspension from 10/28-10/30/09 and one game with a sprained right hand on 12/17/09.

2008-09: Eighth NBA season (Charlotte, Phoenix)… In 72 games with 71 starts, averaged 16.8 points, 4.4 rebounds, 2.0 assists and 1.06 steals in 33.5 minutes per game while shooting 47.7% from the floor, 39.7% from 3-point range and 76.9% from the line… In 14 games for the Bobcats, averaged 18.7 points, 4.1 rebounds, 2.6 assists and 1.00 steals in 35.1 minutes per game… In 58 games with the Suns, averaged 16.4 points, 4.5 rebounds, 1.9 assists and 1.07 steals in 33.1 minutes per game.

2007-08: Seventh NBA season (Charlotte)… Started all 82 games, averaging 21.8 points, 5.4 rebounds, 3.1 assists and 1.41 steals in 38.4 minutes per game while shooting 44.1% from the floor, 40.6% from 3-point range and 75.2% from the line… Tied for 12th in the NBA in scoring and led the league in 3-pointers made (243; fourth-most in a single season in NBA history)… Named Eastern Conference Player of the Week twice (3/9/08, 3/30/08).

2006-07: Sixth NBA season (Golden State)… In 51 games with 49 starts, averaged 16.0 points, 5.1 rebounds, 3.4 assists and 1.06 steals in 32.8 minutes per game while shooting 41.7% form the floor, 36.5% from 3-point range and 65.7% from the line.

2005-06: Fifth NBA season (Golden State)… In 75 games (all starts), averaged 23.2 points, 5.8 rebounds, 3.1 assists and 1.29 steals in 38.9 minutes per game while shooting 44.6% from the floor, 38.4% from 3-point range and 67.3% from the line… Ranked 13th in the NBA in scoring… Scored a career-high 44 points at Miami on 3/10/06.

2004-05: Fourth NBA season (Golden State)… In 72 games (all starts), averaged 21.7 points, 5.9 rebounds, 3.9 assists and 1.46 steals in 37.8 minutes per game while shooting 44.6% from the floor, 33.8% from 3-point range and 69.3% from the line… Named Western Conference Player of the Week on 3/20/05.

2003-04: Third NBA season (Golden State)… In 78 games (all starts), averaged 18.7 points, 6.7 rebounds, 2.9 assists and 1.10 steals in 37.6 minutes per game while shooting 43.8% from the floor, 28.2% from 3-point range and 68.4% from the line.

2002-03: Second NBA season (Golden State)… Started all 82 games, averaging 15.6 points, 4.6 rebounds, 3.0 assists and 1.10 steals in 32.9 minutes per game while shooting 41.0% from the floor, 36.8% from 3-point range and 76.4% from the line… Won the NBA Slam Dunk championship held during All-Star Weekend.

2001-02: Rookie NBA season (Golden State)… In 80 games with 75 starts, averaged 14.4 points, 4.3 rebounds, 3.0 assists and 1.33 steals in 32.9 minutes per game while shooting 42.6% from the floor, 33.3% from 3-point range and 67.1% from the line… Named to the NBA All-Rookie First Team… Won the NBA Slam Dunk championship held during All-Star Weekend and was named MVP of the Rookie Challenge.

COLLEGE CAREER: Early entry candidate for the 2001 NBA Draft following his sophomore season at Michigan State… Helped the Spartans win the 2000 NCAA National Championship as a freshman and to the NCAA Final Four in 2001… As a sophomore, was named Second Team All-American by the Associated Press, USBWA, ESPN.com, The Sporting News and Basketball Times.

OFF THE COURT: Son of Elaine Richardson-Cook… Has a daughter, Jaela', and two sons, Jason II and Jaxson… Has three brothers, Duane, Damond and Terrene and two sisters, Tiffany and Trameka… Nickname is "J-Rich"… Was a stellar hockey player until the eighth grade when his feet outgrew his skates… Named Michigan's Mr. Basketball in 1998-99 after leading Saginaw Arthur Hill to a berth in Michigan's Class A title game… Averaged 25.3 points and 12.8 rebounds as a senior and was named a McDonald's All-American.

NBA REGULAR SEASON STATISTICS

SEA	TM	G	GS	MIN	FG	FGA	PCT	3P	3PA	PCT	FT	FTA	PCT	OFF	DEF	TOT	A	PF	D	ST	TO	BS	PTS	AVG
01-02	GS	80	75	2629	464	1090	.426	82	246	.333	141	210	.671	124	216	340	236	195	2	106	160	31	1151	14.4
02-03	GS	82	82	2698	476	1161	.410	123	334	.368	207	271	.764	111	267	378	247	201	1	90	179	23	1282	15.6
03-04	GS	78	78	2936	563	1284	.438	77	273	.282	258	377	.684	124	400	524	226	182	1	86	196	41	1461	18.7
04-05	GS	72	72	2724	610	1368	.446	125	370	.338	214	309	.693	125	299	424	281	156	0	105	169	32	1559	21.7
05-06	GS	75	75	2877	641	1438	.446	183	477	.384	276	410	.673	105	333	438	232	206	1	97	167	37	1741	23.2
06-07	GS	51	49	1675	306	734	.417	110	301	.365	92	140	.657	71	188	259	172	129	0	54	82	32	814	16.0
07-08	CHA	82	82	3149	648	1468	.441	243	599	.406	249	331	.752	80	361	441	258	241	3	116	166	57	1788	21.8
08-09	2tm	72	71	2410	465	974	.477	129	325	.397	153	199	.769	77	242	319	146	146	2	76	95	28	1212	16.8
09-10	PHO	79	76	2485	473	998	.474	157	400	.393	136	184	.739	81	323	404	143	169	0	66	92	33	1239	15.7
10-11	2tm	80	80	2715	472	1056	.447	189	479	.395	116	159	.730	67	264	331	147	162	0	93	95	13	1249	15.6
11-12	ORL	54	54	1591	243	596	.408	102	277	.368	41	69	.594	36	158	194	107	91	0	53	60	22	629	11.6
12-13	PHI	33	33	936	135	336	.402	57	167	.341	20	33	.606	19	108	127	51	57	0	40	26	15	347	10.5
13-14	PHI	INACTIVE – COACH'S DECISION																						
TOTALS		**838**	**827**	**28826**	**5496**	**12503**	**.440**	**1577**	**4248**	**.371**	**1903**	**2692**	**.707**	**1020**	**3159**	**4179**	**2246**	**1935**	**10**	**982**	**1487**	**364**	**14472**	**17.3**

NBA PLAYOFF STATISTICS

SEA	TM	G	GS	MIN	FG	FGA	PCT	3P	3PA	PCT	FT	FTA	PCT	OFF	DEF	TOT	A	PF	D	ST	TO	BS	PTS	AVG
2007	GS	11	11	428	81	170	.476	29	82	.354	19	27	.704	24	50	74	22	38	0	14	24	5	210	19.1
2010	PHO	16	16	533	112	223	.502	48	101	.475	44	58	.759	18	69	87	17	35	0	17	10	4	316	19.8
2011	ORL	5	5	153	17	51	.333	8	25	.320	8	8	1.000	5	15	20	6	16	0	3	3	2	50	10.0
2012	ORL	5	5	148	21	53	.396	10	27	.370	5	12	.417	4	15	19	5	7	0	6	6	2	57	11.4
TOTALS		**37**	**37**	**1262**	**231**	**497**	**.465**	**95**	**235**	**.404**	**76**	**105**	**.724**	**51**	**149**	**200**	**50**	**96**	**0**	**40**	**43**	**13**	**633**	**17.1**

#7 RONALD ROBERTS

★ ★ ★ ★ ★ ★ ★ ★ ★

POSITION	Forward
HEIGHT	6-8
WEIGHT	225
YEARS PRO	Rookie
FROM	St. Joseph's/USA
BORN	8/5/91

CAREER HIGHS

PTS	27	vs. Dayton 1/25/12
FGM	10	vs. Dayton 1/25/12
FGA	16	vs. Fairfield 12/22/12
3FGM	–	
3FGA	–	
FTM	11	vs. Notre Dame 11/16/12
FTA	16	vs. Notre Dame 11/16/12
OR	9	vs. Notre Dame 11/16/12
DR	10	3 times
TR	16	vs. Notre Dame 11/16/12
AST	4	3 times
STL	4	vs. Denver 1/4/14
BLK	4	3 times
MIN	42	vs. Connecticut 3/20/14

TRANSACTIONS: Was not selected in the 2014 NBA Draft… Signed as a free agent with Philadelphia on 9/29/14.

COLLEGE CAREER: Spent all four seasons at St. Joseph's… Shot 60.0% from the floor as a senior and 57.0% for his career… Averaged double-digits in scoring in each of his final three seasons… Named Atlantic 10 All-Conference Third Team as both a senior and a junior… Was Atlantic 10 Sixth Man of the Year as a sophomore… Participated in the Slam Dunk Championship at the 2014 Final Four.

OFF THE COURT: Parents (Ronald, Sr. and Dania) met in Portugal while both were playing professionally… Father played at Oklahoma… Was a huge skateboarder growing up… Majored in communications… Born in Bayonne, N.J. and attended St. Peter's Prep in Jersey City his final two seasons.

2013-14 SEASON NOTES / CAREER HIGHLIGHTS

- ★ Appeared in four games with one start for Miami in the NBA Summer League in Las Vegas, averaging 7.0 points and 3.0 rebounds in 14.0 minutes per game while shooting 60.0% from the floor and 50.0% from the line.
- ★ Started all five games for Philadelphia in the Orlando Pro Summer League, averaging 10.2 points, 7.4 rebounds and 1.0 assists in 23.4 minutes per game while shooting 65.6% from the floor, 0-of-1 from 3-point range and 69.2% from the line.
- ★ Spent all four seasons at St. Joseph's… shot 60.0% from the floor as a senior and 57.0% for his career… averaged double-digits in scoring in each of his final three seasons.
- ★ Named Atlantic 10 All-Conference Third Team as both a junior and a senior… was Atlantic 10 Sixth Man of the Year as a sophomore.
- ★ Participated in the Slam Dunk Championship at the 2014 NCAA Final Four.

NCAA STATISTICS

SEA	TM	G	GS	MIN	FG	FGA	PCT	3P	3PA	PCT	FT	FTA	PCT	OFF	DEF	TOT	A	PF	D	ST	TO	BS	PTS	AVG
10-11	STJ	33	12	643	92	171	.538	0	0	---	27	57	.474	72	82	154	14	71	1	11	29	19	211	6.4
11-12	STJ	34	0	851	148	248	.597	0	0	---	73	132	.553	78	124	202	13	66	3	16	46	24	369	10.9
12-13	STJ	32	32	982	129	244	.529	0	0	---	99	148	.669	114	153	267	32	71	1	17	52	30	357	11.2
13-14	STJ	32	32	1065	174	290	.600	0	0	---	113	190	.595	92	146	238	41	78	3	11	63	43	461	14.4
TOTALS		**131**	**76**	**3541**	**543**	**953**	**.570**	**0**	**0**	**---**	**312**	**527**	**.592**	**356**	**505**	**861**	**100**	**286**	**8**	**55**	**190**	**116**	**1398**	**10.7**

#9 JAKARR SAMPSON

★ ★ ★ ★ ★ ★ ★ ★ ★

POSITION	Forward
HEIGHT	6-9
WEIGHT	214
YEARS PRO	Rookie
FROM	St. John's/USA
BORN	3/20/93

CAREER HIGHS

PTS	23	vs. Butler 2/18/14
FGM	11	vs. Butler 2/18/14
FGA	20	2 times
3FGM	1	vs. Monmouth 11/22/13
3FGA	2	2 times
FTM	7	2 times
FTA	12	at Rutgers
OR	6	2 times
DR	11	vs. NJIT 12/1/12
TR	17	vs. NJIT 12/1/12
AST	4	at Seton Hall 2/13/14
STL	4	vs. Marquette 3/9/13
BLK	4	2 times
MIN	46	vs. Providence 1/16/14

TRANSACTIONS: Was not selected in the 2014 NBA Draft… Signed as a free agent with Philadelphia on 9/29/14.

COLLEGE: Was an early entry candidate for the 2014 NBA Draft following his sophomore season at St. John's… For his career, averaged 13.9 points and 6.4 rebounds and 1.03 blocks… Shot 49.5% from the floor as a sophomore after shooting 44.9% as a freshman… Named BIG EAST Rookie of the Year as a freshman.

OFF THE COURT: Born in Cleveland, Ohio… Son of Dawnette Epps and Darrel Sampson… Has an older brother, D.J., and a younger brother Justin… Majored in liberal studies… Named the NEPSAC AAA Player of the Year and Most Valuable Player of the National Prep Championship during his postgraduate year at Brewster Academy in Wolfeboro, N.H., in 2011-12 ... Keyed the Bobcats to a 33-1 record and the 2012 national tournament title… Attended the same high school as LeBron James, St. Vincent-St. Mary in Akron and led school to a state title in 2009.

2013-14 SEASON NOTES / CAREER HIGHLIGHTS

- ★ Appeared in all five games for Philadelphia in the 2014 Orlando Pro Summer League, averaging 8.2 points, 4.8 rebounds and 1.20 steals in 19.4 minutes per game while shooting 50.0% from the floor, 16.7% from 3-point range and 42.9% from the line.
- ★ Was an early entry candidate for the 2014 NBA Draft following his sophomore season at St. John's... for his career, averaged 13.9 points and 6.4 rebounds and 1.03 blocks.
- ★ Named BIG EAST Rookie of the Year as a freshman.
- ★ Attended the same high school as LeBron James, St. Vincent-St. Mary High in Akron, Ohio... led school to a state title in 2009.

NCAA STATISTICS

SEA	TM	G	GS	MIN	FG	FGA	PCT	3P	3PA	PCT	FT	FTA	PCT	OFF	DEF	TOT	A	PF	D	ST	TO	BS	PTS	AVG
12-13	STJ	33	32	1040	202	450	.449	0	8	.000	87	136	.640	72	146	218	35	91	3	36	66	36	491	14.9
13-14	STJ	33	32	957	181	366	.495	1	5	.200	61	108	.565	68	134	202	39	92	4	21	52	32	424	12.8
TOTALS		**66**	**64**	**1997**	**383**	**816**	**.469**	**1**	**13**	**.077**	**148**	**244**	**.607**	**140**	**280**	**420**	**74**	**183**	**7**	**57**	**118**	**68**	**915**	**13.9**

#88 ALEXEY SHVED

★ ★ ★ ★ ★ ★ ★ ★ ★

POSITION	Guard
HEIGHT	6-6
WEIGHT	187
YEARS PRO	2
FROM	CSKA Moscow/Russia
BORN	12/16/88

CAREER HIGHS

PTS	22	vs. GS 11/16/12
FGM	8	vs. GS 11/16/12
FGA	17	vs. GS 11/16/12
3FGM	5	vs. LAL 2/1/13
3FGA	11	vs. LAL 2/1/13
FTM	9	at DAL 11/12/12
FTA	11	at DAL 11/12/12
OR	2	11x; last at ATL 2/1/14
DR	6	at IND 3/13/13
TR	7	2x; last at IND 3/13/13
AST	12	vs. OKC 12/20/12
STL	3	2x; last vs. SAC 1/15/14
BLK	3	at DAL 11/12/12
MIN	44:27	vs. DAL 12/15/12

TRANSACTIONS: Signed as a free agent with Minnesota on 7/24/12… Traded by Minnesota along with Luc Mbah a Moute and a future first round pick to Philadelphia in exchange for Thaddeus Young on 8/23/14.

PRO CAREER: In 140 games with 16 starts, averaging 6.5 points, 2.5 assists and 1.4 rebounds in 17.9 minutes per game while shooting 35.8% from the floor, 29.5% from 3-point range and 73.3% from the line… Had 12 points and 4 assists in the Rising Stars Challenge during All-Star Weekend in 2013.

2012-13: Rookie season (Minnesota)… In 77 games with 16 starts, averaged 8.6 points, 3.7 assists and 2.3 rebounds in 23.9 minutes per game while shooting 37.2% from the floor, 29.5% from 3-point range and 72.0% from the line… As a starter, averaged 11.2 points, 5.9 assists and 2.4 rebounds in 33.7 minutes per game... Ranked second among rookie qualifiers in assists and fifth in scoring.

INTERNATIONAL: 2005-06: Played for CSKA Moscow's junior team and helped team win the Euroleague Junior Tournament… Also appeared in four games for CSK VSS Samara in the Russian Superleague… 2006-07: Played for CSKA-Trinta and BC Khimky Moscow… 2007-08: Played for CSKA Moscow… 2008-09: Played for CSKA Moscow, appearing in 20 league games and two Euroleague games… 2009-10: Played for both CSKA Moscow and Dynamo Moscow… 2010-11: Played for CSKA Moscow, averaging 7.9 points, 2.6 assists and 2.5 rebounds in 35 league games and 4.4 points, 1.4 rebounds and 1.1 assists in seven Euroleague games… 2011-12: Played for CSKA Moscow, averaging 11.6 points, 3.3 assists and 3.3 rebounds in 23 league games and 10.6 points, 3.0 assists and 2.6 rebounds in 21 Euroleague games… Named the 2012 BEKO PBL Playoffs MVP by Sports Express after leading club to the Russian National Championship.

OFF THE COURT: Took part in Basketball Without Borders in Russia in September of 2013… Member of the Russian National Team and helped them to a bronze medal at the 2012 Summer Olympics, averaging 11.4 points, 5.9 assists and 3.1 rebounds… Enjoys playing video games loves cats.

2013-14 SEASON NOTES / CAREER HIGHLIGHTS

- ★ In 63 games, averaged 4.0 points, 1.3 rebounds and 1.1 assists in 10.5 minutes per game while shooting 32.1% from the floor, 29.4% from 3-point range and 75.6% from the line.
- ★ Played 20+ minutes seven times and scored in double-digits in all but one of those games, averaging 11.0 ppg... scored in double-figures 10 times overall last season.
- ★ Suffered a fractured nose at Utah on 1/21/14.
- ★ Appeared in 77 games with 16 starts as a rookie in 2012-13, averaging 8.6 points and 3.7 assists... joined Damian Lillard and Dion Waiters as the only first-year players to average at least 8.0 points and 3.0 assists that season.
- ★ As a rookie in 2012-13, made 16 consecutive starts from 12/14/12-1/14/13 and averaged 11.2 points, 5.9 assists and 2.4 rebounds in 33.7 minutes per game.
- ★ Had 12 points and 4 assists in the Rising Stars Challenge during All-Star Weekend in 2013.
- ★ From 2007-08 through 2011-12, helped lead CSKA Moscow to four Russian League championships, as well as a EuroLeague title in 2007-08 and runner-up finishes in 2008-09 and 2011-12.

NBA REGULAR SEASON STATISTICS

SEA	TM	G	GS	MIN	FG	FGA	PCT	3P	3PA	PCT	FT	FTA	PCT	OFF	DEF	TOT	A	PF	D	ST	TO	BS	PTS	AVG
12-13	MIN	77	16	1840	236	635	.372	85	288	.295	108	150	.720	41	134	175	286	117	0	54	147	27	665	8.6
13-14	MIN	63	0	664	76	237	.321	30	102	.294	68	90	.756	21	60	81	68	36	0	26	48	16	250	4.0
TOTALS		**140**	**16**	**2504**	**312**	**872**	**.358**	**115**	**390**	**.295**	**176**	**240**	**.733**	**62**	**194**	**256**	**354**	**153**	**0**	**80**	**195**	**43**	**915**	**6.5**

#35 HENRY SIMS

★ ★ ★ ★ ★ ★ ★ ★ ★

POSITION	Center
HEIGHT	6-10
WEIGHT	248
YEARS PRO	2
FROM	Georgetown
BORN	5/27/90

CAREER HIGHS

PTS	24	at BOS 4/4/14
FGM	10	at TOR 4/9/14
FGA	15	2x, last at TOR 4/9/14
3FGM	–	
3FGA	1	at CHI 3/22/14
FTM	14	at BOS 4/4/14
FTA	18	at BOS 4/4/14
OR	9	at CHI 3/22/14
DR	8	at IND 3/17/14
TR	15	at CHI 3/22/14
AST	7	at SA 3/24/14
STL	3	vs. SAC 3/12/14
BLK	2	5x; last at CHI 3/22/14
MIN	33:45	at BOS 4/4/14

TRANSACTIONS: Was not selected in the 2012 NBA Draft… Signed as a free agent with New York on 9/10/12… Waived by New York on 10/27/12… Signed a 10-day contract with New Orleans on 3/12/13… Signed as a free agent with Cleveland on 9/30/13… Traded by Cleveland along with Earl Clark and two future second round picks to Philadelphia in exchange for Spencer Hawes on 2/20/14.

PRO CAREER: Two NBA seasons… In 48 games with 25 starts, averaging 7.4 points, 5.0 rebounds and 1.1 assists in 27.2 minutes per game while shooting 48.9% from the floor and 76.6% from the line… … SUMMER 2013: In six games with two starts for Charlotte in the NBA Summer League in Las Vegas, averaged 4.7 points and 4.0 rebounds in 18.8 minutes per game while shooting 34.3% from the floor and 57.1% from the line.

2012-13: Rookie NBA season (New Orleans)… Signed a 10-day contract on 3/12/13 and appeared in two games, averaging 2.0 points and 1.0 rebounds in 2.5 minutes per game while shooting 2-of-3 from the floor… Prior to that, was with the Erie Bayhawks of the D-League and appeared in 41 games with 38 starts, 16.4 points, 8.7 rebounds, 2.2 assists and 1.5 blocks in 31.8 minutes per game while shooting 50.3% from the floor and 79.7% from the line… Was a D-League All-Star… SUMMER 2012: In four games with one start for Utah in the Orlando Pro Summer League, averaged 4.3 points and 2.3 rebounds in 10.8 minutes per game while shooting 46.2% from the floor and 83.3% from the line.

COLLEGE CAREER: Played all four seasons at Georgetown… As a senior, averaged 11.6 points, 6.0 rebounds, 3.5 assists and 1.4 blocks… Named All-BIG EAST Third Team… Averaged 21.0 points and 14.0 rebounds in the BIG EAST Tournament.

OFF THE COURT: Son of Brenda Sims, step-father Terry Awkward and Henry Sims… Has four siblings… Led Mount Saint Joseph's to three Baltimore Catholic League Championships and three Maryland Interscholastic Athletic Association Conference Championships.

2013-14 SEASON NOTES / CAREER HIGHLIGHTS

- ★ In 46 games with 25 starts for Cleveland and Philadelphia, averaged 7.6 points, 5.2 rebounds and 1.1 assists in 19.0 minutes per game while shooting 47.4% from the floor and 74.4% from the line.
- ★ Acquired by Philadelphia along with Earl Clark and two future second round picks from Cleveland in exchange for Spencer Hawes on 2/20/14.
- ★ In 20 games for Cleveland, averaged 2.2 points and 2.8 rebounds in 8.4 minutes per game while shooting 40.0% from the floor and 57.1% from the line.
- ★ In 26 games with 25 starts for the Sixers, averaged 11.8 points, 7.0 rebounds and 1.8 assists in 27.2 minutes per game while shooting 48.9% from the floor and 76.6% from the line.
- ★ Scored 10+ points in 12 of the final 14 games of the season after doing so five times the first 34 games of his career… shot 54.5% from the floor over the final 14 games after shooting 39.3% his first 12 games played as a Sixer.
- ★ Had four double-doubles, all as a Sixer.
- ★ Had 8+ offensive rebounds in consecutive games vs. New York on 3/21/14 and at Chicago on 3/22/14, becoming the first Sixer to accomplish that feat since Charles Barkley from 11/2-11/5/91.
- ★ Was twice assigned by Cleveland to the Canton Charge of the NBA Development League (12/5-12/9/13, 12/11-12/12/13)… in three games, averaged 14.0 points and 6.3 rebounds in 22.3 minutes per game while shooting 46.7% from the floor and 82.4% from the line

NBA REGULAR SEASON STATISTICS

SEA	TM	G	GS	MIN	FG	FGA	PCT	3P	3PA	PCT	FT	FTA	PCT	OFF	DEF	TOT	A	PF	D	ST	TO	BS	PTS	AVG
12-13	NO	2	0	5	2	3	.667	0	0	--	0	0	--	2	0	2	0	1	0	0	1	0	4	2.0
13-14	2tms	46	25	875	130	274	.474	0	1	.000	90	121	.744	104	133	237	52	116	1	28	41	20	350	7.6
Totals		**48**	**25**	**880**	**132**	**277**	**.477**	**0**	**1**	**.000**	**90**	**121**	**.744**	**106**	**133**	**239**	**52**	**117**	**1**	**28**	**42**	**20**	**354**	**7.4**

#31 HOLLIS THOMPSON

★ ★ ★ ★ ★ ★ ★ ★ ★

POSITION	Guard/Forward
HEIGHT	6-18
WEIGHT	206
YEARS PRO	1
FROM	Georgetown/USA
BORN	4/3/91

CAREER HIGHS

PTS	18	vs. BKN 4/5/14
FG	7	vs. MIL 11/22/13
FGA	10	at BKN 12/16/13
3FG	6	vs. BKN 4/5/14
3FGA	8	vs. BKN 4/5/14
FT	5	vs. LAC 12/9/13
FTA	7	vs. LAC 12/9/13
OR	4	at PHO 12/28/13
DR	7	vs. ORL 2/26/14
TOT	9	2x; last vs. TOR 1/24/14
AST	4	3x; last at OKC 3/4/14
STL	4	2x; last at LAC 2/9/14
BLK	2	at SAC 1/2/14
MIN	40:52	at IND 3/17/14

TRANSACTIONS: Was not selected in the 2012 NBA Draft… Signed as a rookie free agent with Oklahoma City on 7/11/2… Waived by Oklahoma City on 10/27/12… Signed as free agent with Philadelphia on 9/27/13.

PRO CAREER: In 77 games with 41 starts, averaged 6.0 points, 3.2 rebounds and 0.9 assists in 22.6 minutes per game while shooting 46.0% from the floor, 40.1% from 3-point range and 71.2% from the line.

2012-13: In 48 games with 10 starts for the Tulsa 66ers of the NBA Development League, averaged 8.1 points, 3.8 rebounds and 0.9 assists in 20.1 minutes per game while shooting 44.7% from the floor, 28.8% from 3-point range and 72.2% from the line… SUMMER 2013: Started all five games for San Antonio in the 2013 NBA Summer League in Las Vegas, averaging 10.2 points, 5.4 rebounds and 1.4 assists in 25.2 minutes per game while shooting 48.6% from the floor, 45.5% from 3-point range and 83.3% from the line.

COLLEGE CAREER: Was an early entry candidate for the 2012 NBA Draft following his junior season at Georgetown… Was All-BIG EAST honorable mention as a junior, averaging 12.8 points, 5.5 rebounds and 1.5 assists… Also averaged 1.8 3-pointers made on 43.0% shooting his final season and left school as the Hoya's all-time leader in 3-point percentage (44.0% 3FGs).

OFF THE COURT: Full name is Keith Hollis Thompson II… Native of Pasadena, California… Son of Debra Shaw and Keith Thompson… Has two older siblings, Bryan and Brandi, and two younger siblings, Courtney and Christian… Majored in Business.

2013-14 SEASON NOTES / CAREER HIGHLIGHTS

- ★ In 77 games with 41 starts, averaged 6.0 points, 3.2 rebounds and 0.9 assists in 22.6 minutes per game while shooting 46.0% from the floor, 40.1% from 3-point range and 71.2% from the line… as a starter, averaged 6.7 points and 3.5 rebounds in 26.7 minutes per game.
- ★ Ranked third among rookie in field goal percentage (.460) and first in 3-point percentage (.401).
- ★ Missed three games (2/10-2/21) with a right ankle sprain… also recorded two DNP-CD's this season.
- ★ Scored in double-figures 14 times, including a career-high 18 points vs. Brooklyn on 4/5/14… also had a career-high 6 3FGM in that game, the most by a Sixers rookie since Allen Iverson had 6 vs. Washington on 4/14/97.
- ★ Hit 67 3-pointers on 40.1% shooting… became 18th rookie to hit at least 60 3FGM on 40.0% or shooting in NBA history… shot 4-of-4 from behind-the-arc in a single game twice this past season vs. Indiana on 3/17 and vs. Detroit on 3/29).

NBA REGULAR SEASON STATISTICS

SEA	TM	G	GS	MIN	FG	FGA	PCT	3P	3PA	PCT	FT	FTA	PCT	OFF	DEF	TOT	A	PF	D	ST	TO	BS	PTS	AVG
13-14	PHI	77	41	1742	171	372	.460	67	167	.401	52	73	.712	73	174	247	73	144	0	53	60	12	461	6.0

#17 CASPER WARE

★ ★ ★ ★ ★ ★ ★ ★ ★

POSITION	Guard
HEIGHT	5-10
WEIGHT	175
YEARS PRO	1
FROM	Long Beach State/USA
BORN	1/17/90

CAREER HIGHS

PTS	10	at MIA 4/16/14
FGM	4	2x, last at MIA 4/16/14
FGA	10	at HOU 3/27/14
3FGM	2	2x, last at MIA 4/16/14
3FGA	6	at HOU 3/27/14
FTM	2	2x, last at MEM 4/11/14
FTA	2	3x, last at MEM 4/11/14
OR	0	
DR	4	vs. DET 3/29/14
TR	4	vs. DET 3/29/14
AST	3	vs. DET 3/29/14
STL	2	3x, last at MEM 4/11/14
BLK	0	
MIN	22:36	at HOU 3/27/14

TRANSACTIONS: Was not selected in the 2012 NBA Draft… Signed a 10-day contract with Philadelphia on 3/24/14… Signed a second 10-day contract with Philadelphia in 4/3/14… Signed with Philadelphia on 4/14/14.

PRO CAREER: In nine games 5.3 points, 1.1 assists, 1.0 rebounds and 0.89 steals in 12.9 minutes per game while shooting 42.9% from the floor, 33.3% from 3-point range and 83.3% from the line… SUMMER 2013: In five games with three starts for Houston in the Orlando Pro Summer League, averaged 10.0 points, 2.8 assists, 2.2 rebounds and 1.20 steals in 22.8 minutes per game while shooting 38.5% from the floor, 37.5% from 3-point range and 78.6% from the line.

2012-13: Appeared in 36 games for Novipiu Casale Monferrato of the Italian second tier, averaging 20.4 points, 4.2 assists, 3.9 rebounds and 1.9 steals… SUMMER 2012: In five games with one start for Detroit in the Orlando Pro Summer League, averaged 4.2 points, 2.8 assists and 1.4 rebounds in 13.4 minutes per game while shooting 23.3% from the floor, 15.4% from 3-point range and 62.5% from the line.

COLLEGE CAREER: Spent all four seasons Long Beach State… Named Big West Player of the Year as a junior and a senior and earned honorable mention All-America honors from the Associated Press in both seasons as well… Led the 49ers to the NCAA Tournament as a senior as well as two consecutive regular season Big West titles… Finished career as school's all-time leader in assists and ranked third in scoring and second in steals.

OFF THE COURT: Son of Casper Ware, Sr. and Autheia Ware… Majored in Communications.

2013-14 SEASON NOTES / CAREER HIGHLIGHTS

- ★ In nine games, averaged 5.3 points, 1.1 assists, 1.0 rebounds and 0.89 steals in 12.9 minutes per game while shooting 42.9% from the floor, 33.3% from 3-point range and 83.3% from the line.
- ★ Over the final three games, averaged 8.7 points on 11-of-15 shooting in just 13.0 minutes per game.
- ★ Started all five games for Philadelphia in the Orlando Pro Summer League and was named All-League First Team, averaging 19.0 points, 5.2 assists, 3.2 rebounds and 1.40 steals in 31.0 minutes per game while shooting 42.9% from the floor, 36.8% from 3-point range and 88.2% from the line.
- ★ Started two games for Philadelphia in the NBA Summer League in Las Vegas, averaging 7.0 points, 3.0 rebounds and 2.0 assists in 18.5 minutes per game while shooting 29.4% from the floor, 20.0% from 3-point range and 2-of-2 from the line.
- ★ Began last season playing for Granarolo Bologna of the Italian League… in 22 games, averaged 11.7 points, 2.7 rebounds and 2.2 assists.

NBA REGULAR SEASON STATISTICS

SEA	TM	G	GS	MIN	FG	FGA	PCT	3P	3PA	PCT	FT	FTA	PCT	OFF	DEF	TOT	A	PF	D	ST	TO	BS	PTS	AVG
13-14	PHI	9	0	116	18	42	.429	7	21	.333	5	6	.833	0	9	9	10	11	0	8	5	0	48	5.3

PLAYERS

#25 ELLIOT WILLIAMS

★ ★ ★ ★ ★ ★ ★ ★ ★

POSITION	Guard
HEIGHT	6-5
WEIGHT	190
YEARS PRO	3
FROM	Memphis/USA
BORN	6/10/89

CAREER HIGHS

PTS	17	vs. SA 2/21/12
FGM	7	vs. SA 2/21/12
FGA	10	3x, last vs. LAL 2/7/14
3FGM	3	2x, last vs. LAL 2/7/14
3FGA	5	2x, last vs. CLE 2/18/14
FTM	8	vs. ATL 1/31/14
FTA	10	vs. ATL 1/31/14
OR	3	vs. CLE 2/18/14
DR	5	2x, last vs. MEM 3/15/14
TR	6	vs. MEM 3/15/14
AST	6	vs. BKN 4/5/15
STL	4	at BOS 4/4/14
BLK	1	6x, last at MIA 4/16/14
MIN	28:57	vs. BKN 4/5/14

TRANSACTIONS: Selected with the 22nd overall pick in the 2010 NBA Draft by Portland… Signed as a free agent with Cleveland on 9/30/13… Waived by Cleveland on 10/25/13… Signed as a free agent with Philadelphia on 11/20/13.

PRO CAREER: Three NBA seasons… In 91 games with two starts, averaging 5.4 points, 1.6 rebounds and 0.9 assists in 14.4 minutes per game while shooting 43.1% from the floor, 29.6% from 3-point range and 67.9% from the line.

2012-13: Second NBA season (Portland)… Missed the entire season with a torn left Achilles tendon sustained during voluntary workouts on 9/11/12… Underwent successful surgery on 9/14/12.

2011-12: Rookie NBA season (Portland)… In 24 games, averaged 3.7 points in 6.2 minutes per game while shooting 50.0% from the floor, 29.6% from 3-point range and 33.3% from the line… Played his last game of the season on 3/7/12 after suffering a left shoulder injury in practice… Had a career-high 17 points on 7-of-10 shooting vs. San Antonio on 2/21/12.

2010-11: Missed the entire season due to surgeries on both knees… Underwent surgery to repair left patella instability on 1/7/11 and surgery to repair a dislocated right patella on 11/12/10.

COLLEGE CAREER: Played his freshman season at Duke before transferring to Memphis… Declared for the NBA draft following his sophomore season… As a sophomore, averaged 17.9 points, 4.0 rebounds, 3.8 assists and 1.3 steals and was named Conference USA First Team.

OFF THE COURT: Son of Mexwayne and Delois Williams… Has two older brothers, Max and Antwaun, and an older sister Erica Tamayo… Majored in organizational leadership… Enjoys video games and NBA trivia… Was a McDonald's All-American at St. George's Independent School in Tennessee… Was an All-academic selection in 2006 and 2007.

2013-14 SEASON NOTES / CAREER HIGHLIGHTS

- ★ In 67 games with two starts, averaged 6.0 points, 1.9 rebounds and 1.1 assists in 17.3 minutes per game while shooting 41.5% from the floor, 29.6% from 3-point range and 73.1% from the line.
- ★ Scored in double-figures 17 times, including 10 of the final 12 games, after doing so twice his first season with Portland in 2011-12…. Scored 15+ points in consecutive games on 1/31/14 and 2/1/14 after having 15+ points once the first 55 games of his career.
- ★ Over the final 12 games, averaged 11.3 points on 55.2% shooting… scored 10+ points in nine straight games from 3/29-4/14 after not having a streak longer than two games prior in his career.
- ★ Over the final 12 games, had 13 3FGM on 41.9% shooting after having 24 3FGM on 25.5% shooting his first 55 games played.
- ★ Was assigned to the Delaware 87ers of the NBA Development League on 1/5 and was recalled on 1/6… in his only game played, had 19 points with 5 rebounds and 5 assists.

NBA REGULAR SEASON STATISTICS

SEA	TM	G	GS	MIN	FG	FGA	PCT	3P	3PA	PCT	FT	FTA	PCT	OFF	DEF	TOT	A	PF	D	ST	TO	BS	PTS	AVG
10-11	POR	INACTIVE – LEFT/RIGHT KNEE SURGERIES																						
11-12	POR	24	0	149	37	74	.500	8	27	.296	6	18	.333	7	12	19	6	18	0	6	5	3	88	3.7
12-13	POR	INACTIVE – TORN LEFT ACHILLES TENDON																						
13-14	PHI	67	2	1157	140	337	.415	37	125	.296	87	119	.731	30	100	130	72	126	0	35	68	3	404	6.0
TOTALS		**91**	**2**	**1306**	**177**	**411**	**.431**	**45**	**152**	**.296**	**93**	**137**	**.679**	**37**	**112**	**149**	**78**	**144**	**0**	**41**	**73**	**6**	**492**	**5.4**

#8 TONY WROTEN

★ ★ ★ ★ ★ ★ ★ ★ ★

POSITION	Guard
HEIGHT	6-6
WEIGHT	205
YEARS PRO	2
FROM	Washington/USA
BORN	4/13/93

CAREER HIGHS

PTS	30	vs. UTA 3/8/14
FGM	12	vs. UTA 3/8/14
FGA	22	at CHA 12/6/13
3FGM	5	at TOR 12/13/13
3FGA	8	3x; last vs. BKN 12/20/13
FTM	9	2x; last vs. WAS 3/1/14
FTA	13	2x; last vs. DAL 2/21/14
OR	5	vs. HOU 11/13/13
DR	9	vs. LAC 12/9/13
TR	10	2x; last vs. LAC 12/9/13
AST	11	vs. HOU 11/13/13
STL	5	2x; last at MIA 4/16/14
BLK	2	3x; last vs. ORL 2/26/14
MIN	41:14	vs. Hou 11/13/13

PLAYOFF HIGHS

PTS	4	at LAC 4/20/13
FGM	1	2x, last at OKC 5/7/13
FGA	4	at SA 5/21/13
3FGM	–	
3FGA	1	2x, last 5/21/13
FTM	2	vs. LAC 4/27/13
FTA	2	vs. LAC 4/27/13
OR	1	at SA 5/21/13
DR	2	vs. LAC 4/27/13
TR	2	vs. LAC 4/27/13
AST	1	2x, last at OKC 5/7/13
STL	1	at OKC 5/7/13
BLK	–	
MIN	5:41	at OKC 5/7/13

TRANSACTIONS: Selected by Memphis with the 25th overall pick in the 2012 NBA Draft… Traded by Memphis to Philadelphia in exchange for future draft considerations on 8/22/13.

PRO CAREER: Two NBA seasons… In 107 games with 16 starts, averaging 9.6 points, 2.4 rebounds and 2.4 assists in 19.0 minutes per game while shooting 42.3% from the floor, 21.6% from 3-point range and 64.8% from the line… SUMMER 2013: In six starts for Memphis in the NBA Summer League in Las Vegas, averaged 12.2 points, 3.5 assists, 3.3 rebounds and 1.50 steals in 31.7 minutes per game while shooting 25.3% from the floor, 16.7% from 3-point range and 62.2% from the line.

PLAYOFFS: Appeared in six games for Memphis during its run to the 2013 Western Conference Finals, playing a total of 17 minutes.

2012-13: Rookie NBA season (Memphis)… In 35 games, averaged 2.6 points and 1.2 assists in 7.8 minutes per game while shooting 38.4% from the floor, 25.0% from 3-point range and 72.4% from the line… Recorded 27 DNP-CD's, missed four games due to personal reasons (11/17-11/26/12) and three games with migraines (12/22/12 at HOU, 3/16/13 at UTA and 4/3/13 at POR)… Grizzlies were 7-2 in games in which he played 10+ minutes... In those games, averaged 6.4 points, 2.9 assists and 2.3 rebounds in 16.6 minutes per game… had a season-high 11 points vs. Brooklyn on 1/25/13… Was assigned to the Reno Bighorns of the NBA Development League several times during the season and appeared in a total of 11 games with three starts, averaging 17.0 points, 3.6 assists, 2.6 rebounds and 1.36 steals in 26.5 minutes per game… SUMMER 2012: In five games with three starts for Memphis in the NBA Summer League in Las Vegas, averaged 13.2 points, 4.0 assists, 3.4 rebounds and 1.20 steals in 24.0 minutes per game while shooting 40.0% shooting from the floor, 20.0% shooting from 3-point range and 73.3% shooting from the line.

COLLEGE CAREER: Was an early entry candidate for the 2012 NBA Draft following his freshman season at Washington… Became the first freshman in school history to earn First Team All-Conference honors after averaging 16.0 points, 5.0 rebounds 3.7 assists and 1.9 steals… Also named Pac-12 Freshman of the Year after setting numerous freshman school marks, including most points (559), assists (130) and steals (66)… Scored in double-figures in 29 of 35 games, including 20+ 12 times with a high of 29 points vs. Oregon State University in the Pac-12 Tournament… Averaged a team-high 7.5 free throw attempts.

OFF THE COURT: Native of Seattle… Father, Tony, played football at Washington and mother, Shirley, ran track at Washington and Arizona State… Aunt, Joyce Walker, was a two-time All-American at Louisiana State and played for the Harlem Globetrotters… Cousin, Nate Robinson, plays for the Denver Nuggets… Was a member of the 2009-10 USA Basketball Men's Developmental National Team… Played in the Jordan Brand Classic and the NIKE Hoops Summit… Had to sit out his junior season due to an ACL injury suffered during a football game.

2013-14 SEASON NOTES / CAREER HIGHLIGHTS

- ★ In 72 games with 16 starts, averaged 13.0 points, 3.2 rebounds, 3.0 assists and 1.08 steals in 24.5 minutes per game while shooting 42.7% from the floor, 21.3% from 3-point range and 64.1% from the line... as a starter, averaged 17.8 points, 5.1 assists and 4.6 rebounds in 34.1 minutes per game.
- ★ Missed two games with a low back strain from 11/23-11/27/13, two games with flu-like symptoms/migraine from 1/6-1/7/14, three games with a right ankle sprain from 1/20-1/24/14 and three games with a right ankle sprain from 3/22-3/27/14.
- ★ Made his first career start vs. Houston on 11/13 and tallied 18 points, 11 assists and 10 rebounds... according to the Elias Sports Bureau, was first player to record a triple-double in first career start dating back to 1970-71 when starts began being tracked.
- ★ Scored in double-figures 46 times, including 20+ points 13 times ... had 10+ points once in 35 games played as a rookie for Memphis in 2012-13.
- ★ After shooting 1-of-13 from the floor vs. Atlanta on 1/31/14, shot 45.9% over his final 32 games played, including 51.5% from 2-point range over that span.
- ★ Joined Calvin Murphy (1970-71) as the only players to average at least 13.0 points, 3.0 rebounds and 3.0 assists in fewer than 25.0 minutes per game.
- ★ Only player in the league to averaged at least 13.0 points in fewer than 25.0 minutes per game in 2013-14.
- ★ Had 40 3FGM in 2013-14 after having 4 3FGM in 35 games played as a rookie for Memphis in 2012-13.

PLAYERS

NBA REGULAR SEASON STATISTICS

SEA	TM	G	GS	MIN	FG	FGA	PCT	3P	3PA	PCT	FT	FTA	PCT	OFF	DEF	TOT	A	PF	D	ST	TO	BS	PTS	AVG
12-13	MEM	35	0	272	33	86	.384	4	16	.250	21	29	.724	13	15	28	43	34	0	8	29	4	91	2.6
13-14	PHI	72	16	1765	345	808	.427	40	188	.213	209	326	.641	69	159	228	217	151	1	78	204	16	939	13.0
TOTALS		**107**	**16**	**2037**	**378**	**894**	**.423**	**44**	**204**	**.216**	**230**	**355**	**.648**	**82**	**174**	**256**	**260**	**185**	**1**	**86**	**233**	**20**	**1030**	**9.6**

NBA PLAYOFF STATISTICS

SEA	TM	G	GS	MIN	FG	FGA	PCT	3P	3PA	PCT	FT	FTA	PCT	OFF	DEF	TOT	A	PF	D	ST	TO	BS	PTS	AVG
2013	MEM	6	0	17	2	11	.182	0	2	.000	4	4	1.000	1	3	4	2	1	0	1	2	0	8	1.3

FURKAN ALDEMIR

Forward ★ 6-10 ★ 230 ★ Turkey ★ 8/9/91

- ★ Originally the 53rd overall pick in the 2012 NBA Draft by the L.A. Clippers... rights were traded to Houston on draft night as part of a four-team deal which also involved Dallas and Utah.
- ★ Rights were acquired by Philadelphia along with Royce White and additional consideration from Houston in exchange for future draft considerations on 7/13/13.
- ★ Native of Turkey has been playing professionally since 2007-08, most recently for Galatasaray Medical Park of the Turkish Basketball League.
- ★ In 2013-14, averaged 5.6 points and 6.2 rebounds while shooting 67% from the floor in 41 Turkish league games... also averaged 5.4 ppg and 6.4 rpg in 22 Euroleague games.
- ★ Selected to the 2010 Turkish All-Star Game and led the Turkish League in blocks (1.4 bpg) in 2009-10.
- ★ Competed for the Turkish Junior National Team in 2010 and 2011 European U-20 Championship, earning All-Tournament honors in 2011.
- ★ Name is pronounced four-KAHN ahl-DEE-meer

ARSALAN KAZEMI

Forward ★ 6-8 ★ 226 ★ Oregon/Iraq ★ 4/22/90

- ★ Selected by Washington with the 54th overall pick in the 2013 NBA Draft... rights were traded to Philadelphia along with the rights to the 38th overall pick, Nate Wolters, in exchange for the rights to the 35th overall pick, Glen Rice, Jr. on 6/27/13.
- ★ Played a total of 12 minutes across two games played for Philadelphia in the 2014 Orlando Pro Summer League.
- ★ In 25 games for Petrochimi Bandar Imam Harbour of the Iranian league last season, averaged 12.7 points, 11.4 rebounds, 1.9 assists and 2.3 steals.
- ★ Appeared in all five games with three starts for Philadelphia in the 2013 Orlando Pro Summer League, averaging 4.6 points, 4.6 rebounds, 1.2 assists and 20.8 minutes per game while shooting 75.0% from the floor and 50.0% from the line.
- ★ Played his first three collegiate seasons at Rice before transferring to Oregon... as a senior at Oregon, averaged 9.4 points, 10.0 rebounds, 1.4 assists and 2.0 steals en route to earning Honorable Mention All-Pac-12 honors and became first Duck to ever be named to Pac-12 All-Defensive Team.
- ★ Averaged a double-double for his college career while shooting 55.9% from the floor and recorded nearly as many steals (225) as turnovers (232).
- ★ First Iranian-born player to compete in NCAA Division I men's basketball and the first to be drafted into the NBA.
- ★ Helped Iran to an 8-1 record at the FIBA Asia Championship in 2011... also competed for Iran in the 2010 FIBA World Championships... was captain of Iran's Under-19 team which played in the 2009 FIBA World Championship.
- ★ Name is pronounced are-suh-lan kah-ZEE-me... son of Yousef and Roya Kazemi... majored in Sociology.

JORDAN MCRAE

Guard/Forward ★ 6-6 ★ 185 ★ Tennessee/USA ★ 3/28/91

- ★ Signed with Melbourne United of the Australian National Basketball League in August of 2014
- ★ Started four games for Philadelphia in the NBA Summer League in Las Vegas, averaging a team-high 21.0 points (50.0% FGs, 37.5% 3FGs, 86.5% FTs, 2.5 rebounds, 1.0 assists and 1.75 steals in 29.0 minutes per game... named All-NBA Summer League Second Team.
- ★ Spent all four seasons at Tennessee and increased his scoring average from 1.8 ppg as a freshman to 18.7 ppg as a senior.
- ★ Named First Team All-SEC by conference coaches as a senior and a unanimous First Team selection as a junior.
- ★ During Tennessee's four NCAA Tournament games his senior season, averaged 19.8 points.
- ★ Averaged 2.0 3FGM over his final two seasons... shot 8-of-11 from 3-point range en route to scoring a career-high 35 points at Georgia on 3/2/13.

VASILIJE MICIC

Guard ★ 6-5 ★ 203 ★ Serbia ★ 1/13/94

- ★ Drafted by Philadelphia with the 52nd overall pick in the 2014 NBA Draft.
- ★ Signed to play for FC Bayern Muenchen of the German league in 2014-15.
- ★ From 2010-11 through 2013-14, played for Mega Vizura of the Serbian league... in 24 Adriatic league games, averaged 11.8 points, 5.8 assists, 3.0 rebounds and 1.7 steals... in seven Serbian league games, averaged 13.3 ppg, 5.3 apg, 2.9 rpg and 1.1 spg.
- ★ In 2013-14, was one of 12 candidates for FIBA's 2014 Player of the Year (Young Men).
- ★ Is a member of the Serbian national team... at the junior national level, won silver and was selected to the all-tournament team at the 2013 U-19 World Championship.
- ★ Sister, Nina, is a professional snowboarder.

PLAYERS IN THE SYSTEM

DARIO SARIC

Forward ★ 6-10 ★ 223 ★ Croatia ★ 4/8/94

- ★ Selected by Orlando with the 12th overall pick in the 2014 NBA Draft... rights were traded to Philadelphia in exchange for the draft rights to Elfrid Payton (10th overall pick) and a future first round pick.
- ★ Was an early entry candidate for the 2013 NBA Draft before withdrawing his name.
- ★ Signed to play for Anadolu Efes Istanbul of the Turkish league in 2014-15.
- ★ Played professionally in his home country of Croatia from 2009-10 through 2013-14
- ★ Last season for Cibona Zagreb, averaged 16.7 points, 9.7 rebounds, 3.2 assists and 1.3 steals for in 28 Adriatic league games and 19.3 ppg , 9.6 rpg, 3.8 apg and 1.5 bpg in 19 league games.
- ★ Named 2013 FIBA Europe Young Player of the Year while helping Cibona Zagreb to an Adriatic League title... led the league in scoring and ranking second in rebounding... had 23 points, 11 rebounds, 7 assists and 5 blocks in the title game.
- ★ Was the FIBA Europe Young Player of the Year runner-up in 2012-13.
- ★ Played in both the 2011 and 2012 Nike Hoops Summit... had 13 points, a game-high 14 rebounds and 5 assists to help lead the Select World Team to victory in 2012.
- ★ Father, Predrag, played professionally for many seasons in Croatia and played alongside Drazen Petrovic.

PHILADELPHIA 76ERS 2014 PRESEASON ROSTER

NUMERICAL ROSTER

NO.	NAME	POS	HT	WT	DOB	PRIOR TO NBA/HOME COUNTRY	YEARS PRO
0	Brandon Davies	F	6-10	240	7/25/91	Brigham Young/USA	1
1	Michael Carter-Williams	G	6-6	185	10/10/91	Syracuse/USA	1
4	Nerlens Noel	C	6-11	228	4/10/94	Kentucky/USA	R
5	Arnett Moultrie	F	6-10	240	11/18/90	Mississippi State/USA	2
7	Ronald Roberts	F	6-8	225	8/5/91	St. Joseph's/USA	R
8	Tony Wroten	G	6-6	205	4/13/93	Washington/USA	2
9	JaKarr Sampson	F	6-9	214	3/20/93	St. John's/USA	R
11	Malcolm Lee	G	6-5	200	5/22/90	UCLA/USA	2
12	Luc Mbah a Moute	F	6-8	230	9/9/86	UCLA/Cameroon	6
14	K.J. McDaniels	G-F	6-6	200	2/9/93	Clemson/USA	R
16	Chris Johnson	F	6-6	201	4/29/90	Dayton/USA	2
17	Casper Ware	G	5-10	175	1/17/90	Long Beach State/USA	1
21	Joel Embiid	C	7-0	250	3/16/94	Kansas/Cameroon	R
23	Jason Richardson	G	6-6	225	1/20/81	Michigan State/USA	13
25	Elliot Williams	G	6-5	190	6/10/89	Memphis/USA	3
30	Drew Gordon	C	6-9	245	7/12/90	New Mexico/USA	R
31	Hollis Thompson	G-F	6-8	206	4/3/91	Georgetown/USA	1
35	Henry Sims	C	6-10	248	5/27/90	Georgetown/USA	2
39	Jerami Grant	F	6-8	210	3/12/94	Syracuse/USA	R
88	Alexey Shved	G	6-6	187	12/16/88	CSKA Moscow/Russia	2

COACHING STAFF

HEAD COACH:
Brett Brown (College - Boston University)

ASSISTANT COACHES:
Chad Iske (College - Kansas)
Lloyd Pierce (College - Santa Clara)

ASSISTANT COACHES/DIRECTOR OF PLAYER DEVELOPMENT
Billy Lange (College - Rowan)

PLAYER DEVELOPMENT COACH:
Sean Rooks (College - Arizona)

SHOOTING COACH:
Eugene Burroughs (College - Richmond)

SPECIAL ASSISTANT TO HEAD COACH:
Vance Walberg (College - Cal State Bakersfield)

HEAD TRAINER:
Kevin Johnson (College - Indiana State)

NOTES

>> Back to Table of Contents

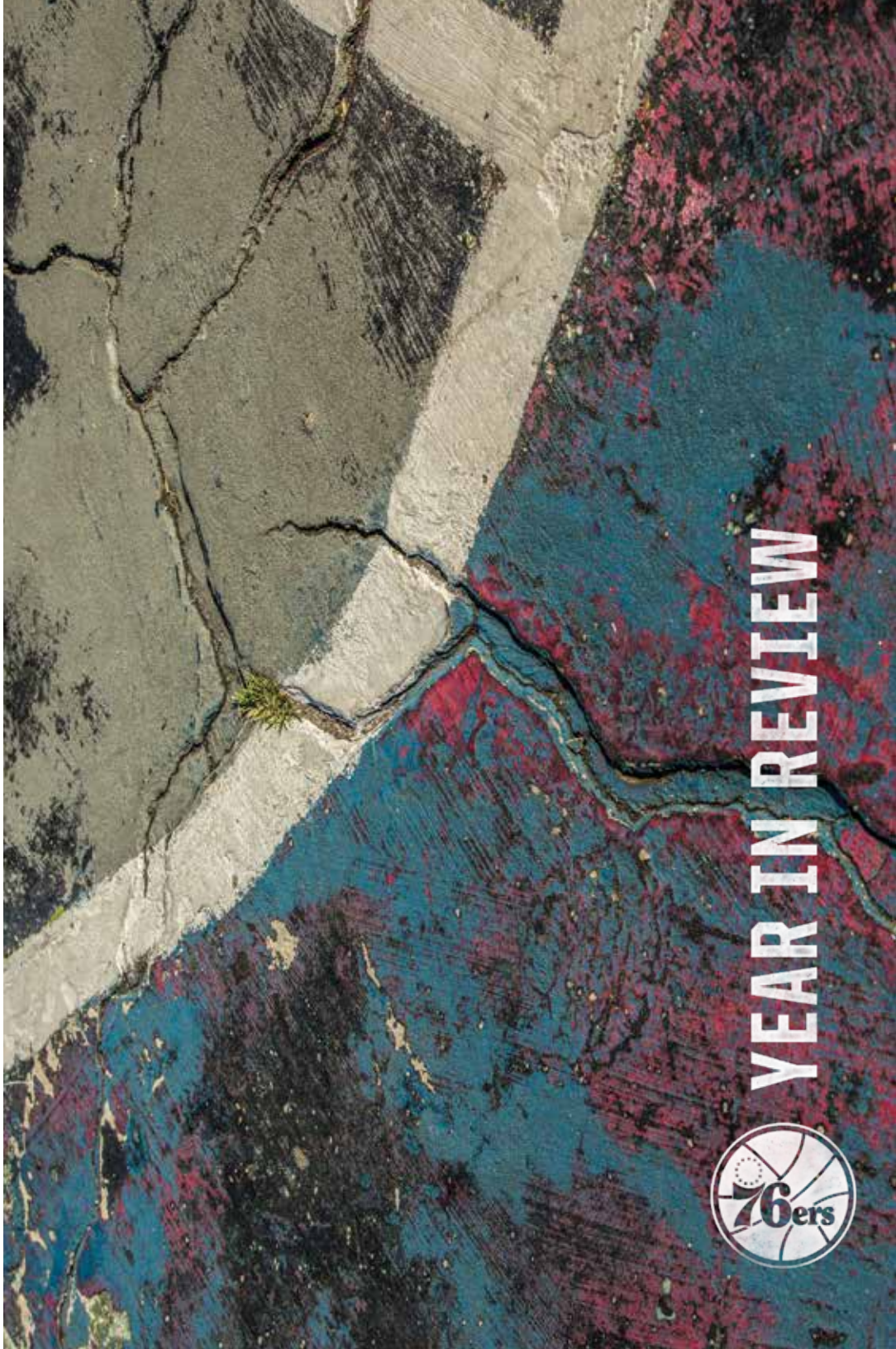

SIXERS 2013-14 SEASON STATISTICS

PLAYER	G-GS	MIN	FG-A	FG%	3P-A	3P%	FT-A	FT%	OFF	DEF	TOT	AST	PF-DQ	STL	TO	BLK	PTS	AVG
Young	79-78	2718	582-1283	.454	90-292	.308	163-229	.712	166	310	476	182	213-1	167	165	36	1417	17.9
Turner	54-54	1886	356-831	.428	38-132	.288	189-228	.829	50	272	322	198	147-3	56	155	5	939	17.4
Carter-Williams	70-70	2414	427-1054	.405	55-208	.264	258-367	.703	101	336	437	441	213-2	130	247	43	1167	16.7
Wroten	72-16	1765	345-808	.427	40-188	.213	209-326	.641	69	159	228	217	151-1	78	204	16	939	13.0
Hawes	53-53	1666	264-586	.451	81-203	.399	79-101	.782	88	364	452	176	154-2	31	119	67	688	13.0
Anderson	80-62	2309	309-717	.431	115-351	.328	77-106	.726	59	241	300	149	154-0	74	106	28	810	10.1
Sims (TOT)	46-25	875	130-274	.474	0-1	.000	90-121	.744	104	133	237	52	116-1	28	41	20	350	7.6
Sims (PHI)	26-25	707	112-229	.489	0-1	.000	82-107	.766	82	99	181	47	84-0	23	33	13	306	11.8
Morris	12-0	193	29-67	.433	10-24	.417	15-21	.714	3	10	13	31	21-0	8	19	0	83	6.9
Williams	67-2	1157	140-337	.415	37-125	.296	87-119	.731	30	100	130	72	126-0	35	68	3	404	6.0
Thompson	77-41	1742	171-372	.460	67-167	.401	52-73	.712	73	174	247	73	144-0	53	60	12	461	6.0
Ware	9-0	116	18-42	.429	7-21	.333	5-6	.833	0	9	9	10	11-0	8	5	0	48	5.3
Allen	51-2	960	117-266	.440	2-13	.154	27-40	.675	106	171	277	65	115-1	22	40	27	263	5.2
Mullens (TOT)	45-0	414	73-165	.442	33-89	.371	10-20	.500	24	68	92	14	64-0	15	27	11	189	4.2
Mullens (PHI)	18-0	247	47-101	.465	20-50	.400	8-14	.571	17	43	60	8	31-0	9	14	8	122	6.8
Varnado (TOT)	24-0	339	36-60	.600	0-0	---	27-52	.519	19	44	63	13	62-0	10	10	29	99	4.1
Varnado (PHI)	23-0	337	36-60	.600	0-0	---	27-52	.519	19	44	63	13	61-0	10	10	29	99	4.3
Nunnally (TOT)	13-0	165	15-46	.326	8-25	.320	6-9	.667	1	18	19	8	11-0	6	7	2	44	3.4
Nunnally (PHI)	9-0	111	9-28	.321	5-15	.333	3-5	.600	0	11	11	6	9-0	5	3	1	26	2.9
Dedmon	11-0	150	15-29	.517	0-0	---	7-13	.538	11	38	49	3	28-1	0	9	9	37	3.4
Moultrie	12-2	187	16-38	.421	0-0	---	4-5	.800	11	24	35	2	22-0	8	7	4	36	3.0
Orton	22-4	251	21-47	.447	0-0	---	23-30	.767	16	45	61	15	38-0	6	18	16	65	3.0
Davies	51-0	575	54-128	.422	2-10	.200	34-53	.642	38	71	109	28	92-1	24	35	8	144	2.8
Maynor (TOT)	31-0	327	32-101	.317	12-37	.324	6-11	.545	9	30	39	52	17-0	9	29	3	82	2.6
Maynor (PHI)	8-0	112	11-29	.379	4-12	.333	4-8	.500	2	13	15	12	4-0	4	12	2	30	3.8
L. Brown	26-0	224	26-86	.302	3-30	.100	9-13	.692	8	20	28	41	19-0	13	16	3	64	2.5
Thomas (TOT)	6-1	38	6-14	.429	1-5	.200	1-1	1.000	0	3	3	3	6-0	0	1	0	14	2.3
Thomas (PHI)	2-1	13	3-5	.600	1-2	.500	0-0	---	0	0	0	1	4-0	0	1	0	7	3.5
Johnson-Odom	3-0	15	0-7	.000	0-3	.000	0-2	.000	0	2	2	1	3-0	1	2	0	0	0.0
76ERS	82 -	19855	3108-7150	.435	577-1847	.312	1362-1918	.710	949	2556	3505	1791	1844-12	765	1384	330	8155	99.5
OPPONENTS	82 -	19855	3284-6975	.471	739-1998	.370	1705-2261	.754	976	2871	3847	2144	1686-5	736	1391	558	9012	109.9

	SEASON-HIGHS							AVERAGE PER GAME							CAREER-HIGHS						
PLAYER	MIN	REB	AST	STL	TO	BLK	PTS	MIN	REB	AST	STL	TO	BLK	PTS	FG	FGA	FT	FTA	REB	AST	PTS
Young	48	13	10	8	6	3	30	34.4	6.0	2.3	2.11	2.1	0.46	17.9	14T	31C	11	14	16	10C	32
Turner	47	11	8	3	9	1	34	34.9	6.0	3.7	1.04	2.9	0.09	17.4	13T	29	11C	13C	15	9	34C
Carter-Williams	49	14	13	9	8	3	33	34.5	6.2	6.3	1.86	3.5	0.61	16.7	13C	28C	9C	12C	14C	13C	33C
Wroten	43	10	11	5	7	2	30	24.5	3.2	3.0	1.08	2.8	0.22	13.0	12C	22C	9C	13C	10C	11C	30C
Hawes	42	16	8	4	6	6	28	31.4	8.5	3.3	0.58	2.2	1.26	13.0	12	20	8	8	17	9	30
Anderson	44	8	6	4	5	2	36	28.9	3.8	1.9	0.93	1.3	0.35	10.1	12C	18C	6T	9C	8T	6C	36C
Sims (TOT)	34	15	7	3	3	2	24	19.0	5.2	1.1	0.61	0.9	0.43	7.6	10C	15C	14C	18C	15C	7C	24C
Sims (PHI)	34	15	7	3	3	2	24	27.2	7.0	1.8	0.88	1.3	0.50	11.8							
Morris	27	3	5	4	5	0	20	16.1	1.1	2.6	0.67	1.6	0.00	6.9	6C	10T	6C	9C	5	6	20C
Williams	30	6	6	4	4	1	15	17.3	1.9	1.1	0.52	1.0	0.04	6.0	7	11C	8C	10C	6C	6C	17
Thompson	41	9	4	4	3	2	18	22.6	3.2	0.9	0.69	0.8	0.16	6.0	7C	10C	5C	7C	9C	4C	18C
Ware	23	4	3	2	1	0	10	12.9	1.0	1.1	0.89	0.6	0.00	5.3	4C	10C	2C	2C	4C	3C	10C
Allen	34	10	4	3	3	3	13	18.8	5.4	1.3	0.43	0.8	0.53	5.2	9	16	4	4T	22	5	20
Mullens (TOT)	24	8	2	2	3	3	15	9.2	2.0	0.3	0.33	0.6	0.24	4.2	14	23	8	12	18	5	31
Mullens (PHI)	24	8	2	2	3	3	15	13.7	3.3	0.4	0.50	0.8	0.44	6.8							
Varnado (TOT)	22	9	4	2	2	6	9	14.1	2.6	0.5	0.42	0.4	1.21	4.1	4C	8C	3C	7C	9C	4C	9C
Varnado (PHI)	22	9	4	2	2	6	9	14.7	2.7	0.6	0.43	0.4	1.26	4.3							
Nunnally (TOT)	22	3	2	2	4	1	8	12.7	1.5	0.6	0.46	0.5	0.15	3.4	3C	8C	2C	2C	3C	2C	8C
Nunnally (PHI)	21	3	2	2	2	1	8	12.4	1.2	0.7	0.56	0.3	0.11	2.9							
Dedmon	21	7	1	0	2	2	8	13.7	4.5	0.3	0.00	0.8	0.82	3.4	4T	10	4	5	13	1T	8T
Moultrie	31	8	2	3	2	1	8	15.6	2.9	0.2	0.67	0.6	0.33	3.0	7	11	3	5	12	2T	14
Orton	36	10	3	2	3	3	10	11.4	2.8	0.7	0.27	0.8	0.73	3.0	4T	11C	5	8	10C	3T	11
Davies	24	8	3	3	4	1	11	11.3	2.1	0.5	0.47	0.7	0.16	2.8	5C	7C	5C	7C	8C	3C	11C
Maynor (TOT)	19	5	4	1	4	1	13	10.5	1.3	1.7	0.29	0.9	0.10	2.6	9	16	6	8	7	12	24
Maynor (PHI)	18	5	2	1	3	1	13	14.0	1.9	1.5	0.50	1.5	0.25	3.8							
L. Brown	24	4	6	3	5	2	8	8.6	1.1	1.6	0.50	0.6	0.12	2.5	3C	9C	2C	2C	4C	6C	8C
Thomas (TOT)	9	2	1	0	1	0	4	6.3	0.5	0.5	0.00	0.2	0.00	2.3	2C	5C	1C	1C	2C	1C	4C
Thomas (PHI)	8	0	1	0	1	0	4	6.6	0.0	0.5	0.00	0.5	0.00	3.5							
Johnson-Odom	10	2	1	1	1	0	0	5.1	0.7	0.3	0.33	0.7	0.00	0.0	0T	5C	0T	2C	2T	1T	0T
76ERS	290	56	36	16	26	11	126	242.1	42.7	21.8	9.33	16.9	4.02	99.5	69	140	59	86	97	45	163
OPPONENTS	290	62	41	18	25	17	139	242.1	46.9	26.1	8.98	17.0	6.80	109.9	64	148	57	74	108	44	154

SIXERS 2013-14 GAME-BY-GAME RESULTS

DATE	OPPONENT	W/L	TEAM/OPP	HOME	ROAD	TOTAL	76ERS HIGH SCORER	OPP. HIGH SCORER	ATTEN.
Oct 30	MIAMI	W	114-110	1-0	0-0	1-0	Turner-26	James-25	19,523
Nov 1	@Washington	W	109-102	1-0	1-0	2-0	Young-29	Wall-26	17,160
Nov 2	CHICAGO	W	107-104	2-0	1-0	3-0	Carter-Williams-26	Boozer-22	15,782
Nov 4	GOLDEN STATE	L	90-110	2-1	1-0	3-1	Turner/Carter-Williams-18	Iguodala-32	11,089
Nov 6	WASHINGTON	L	102-116	2-2	1-0	3-2	Turner-24	Wall-24	10,117
Nov 8	CLEVELAND	W	94- 79	3-2	1-0	4-2	Turner-22	Waiters-18	15,219
Nov 9	@Cleveland	L	125-127(2OT)	3-2	1-1	4-3	Turner-31	Irving-39	20,562
Nov 11	SAN ANTONIO	L	85-109	3-3	1-1	4-4	Turner-20	Green-18	12,424
Nov 13	HOUSTON	W	123-117(OT)	4-3	1-1	5-4	Anderson-36	Lin-34	11,671
Nov 15	@Atlanta	L	103-113	4-3	1-2	5-5	Turner-27	Teague-33	12,070
Nov 16	@New Orleans	L	98-135	4-3	1-3	5-6	Morris-20	Anderson-26	16,659
Nov 18	@Dallas	L	94- 97	4-3	1-4	5-7	Turner-26	Ellis-24	19,790
Nov 20	TORONTO	L	98-108	4-4	1-4	5-8	Hawes-28	DeRozan-33	10,787
Nov 22	MILWAUKEE	W	115-107(OT)	5-4	1-4	6-8	Turner-27	Butler-38	13,588
Nov 23	@Indiana	L	98-106	5-4	1-5	6-9	Carter-Williams-29	Hibbert-27	18,165
Nov 27	@Orlando	L	94-105	5-4	1-6	6-10	Young-26	Vucevic-21	15,839
Nov 29	NEW ORLEANS	L	105-121	5-5	1-6	6-11	Wroten-24	Gordon-26	17,807
Dec 1	@Detroit	L	100-115	5-5	1-7	6-12	Young-24	Drummond-31	14,107
Dec 3	ORLANDO	W	126-125(2OT)	6-5	1-7	7-12	Carter-Williams-27	Afflalo-43	10,061
Dec 6	@Charlotte	L	88-105	6-5	1-8	7-13	Wroten-21	Taylor-20	14,088
Dec 7	DENVER	L	92-103	6-6	1-8	7-14	Wroten-20	Robinson-20	13,113
Dec 9	L.A. CLIPPERS	L	83- 94	6-7	1-8	7-15	Turner-25	Griffin-26	12,355
Dec 11	@Minnesota	L	99-106	6-7	1-9	7-16	Hawes/Wroten-20	Love-26	13,450
Dec 13	@Toronto	L	100-108	6-7	1-10	7-17	Wroten-23	DeRozan-27	17,133
Dec 14	PORTLAND	L	105-139	6-8	1-10	7-18	Wroten-18	Aldridge-20	10,189
Dec 16	@Brooklyn	L	94-130	6-8	1-11	7-19	Anderson-17	Johnson-37	16,733
Dec 20	BROOKLYN	W	121-120(OT)	7-8	1-11	8-19	Turner-29	Anderson-26	15,267
Dec 21	@Milwaukee	L	106-116	7-8	1-12	8-20	Young-30	Middleton-27	14,541
Dec 28	@Phoenix	L	101-115	7-8	1-13	8-21	Young-30	Plumlee-22	15,623
Dec 29	@L.A. Lakers	W	111-104	7-8	2-13	9-21	Young-25	Young-26	18,997
Jan 1	@Denver	W	114-102	7-8	3-13	10-21	Turner-23	Hickson-19	16,006
Jan 2	@Sacramento	W	113-104	7-8	4-13	11-21	Young-28	Cousins-33	16,259
Jan 4	@Portland	W	101- 99	7-8	5-13	12-21	Young-30	Aldridge-29	20,004
Jan 6	MINNESOTA	L	95-126	7-9	5-13	12-22	Young-20	Love-26	10,736
Jan 7	@Cleveland	L	93-111	7-9	5-14	12-23	Carter-Williams-33	Miles-34	13,344
Jan 10	DETROIT	L	104-114	7-10	5-14	12-24	Young-22	Smith-22	13,742
Jan 11	NEW YORK	L	92-102	7-11	5-14	12-25	Hawes/Anderson-17	Stoudemire-21	16,278
Jan 15	CHARLOTTE	W	95- 92	8-11	5-14	13-25	Turner-23	Walker-26	10,106
Jan 17	MIAMI	L	86-101	8-12	5-14	13-26	Wroten-13	Bosh-25	19,286
Jan 18	@Chicago	L	78-103	8-12	5-15	13-27	Young-12	Noah-21	21,710
Jan 20	@Washington	L	99-107	8-12	5-16	13-28	Carter-Williams-31	Beal-22	18,650
Jan 22	@New York	W	110-106	8-12	6-16	14-28	Turner-34	Anthony-28	19,812
Jan 24	TORONTO	L	95-104	8-13	6-16	14-29	Carter-Williams-20	DeRozan-34	11,489
Jan 25	OKLAHOMA CITY	L	91-103	8-14	6-16	14-30	Anderson-19	Durant-32	19,217
Jan 27	PHOENIX	L	113-124	8-15	6-16	14-31	Carter-Williams-22	Green-30	10,793
Jan 29	@Boston	W	95- 94	8-15	7-16	15-31	Hawes-20	Sullinger-24	18,624
Jan 31	ATLANTA	L	99-125	8-16	7-16	15-32	Young-29	Scott/Brand-18	14,702
Feb 1	@Detroit	L	96-113	8-16	7-17	15-33	Wroten-18	Drummond-22	16,649
Feb 3	@Brooklyn	L	102-108	8-16	7-18	15-34	Carter-Williams-21	Pierce-25	16,727
Feb 5	BOSTON	L	108-114	8-17	7-18	15-35	Young-20	Green-36	10,267
Feb 7	L.A. LAKERS	L	98-112	8-18	7-18	15-36	Wroten-16	Nash-19	15,211
Feb 9	@L.A. Clipper	L	78-123	8-18	7-19	15-37	Wroten-21	Griffin-26	19,157
Feb 10	@Golden State	L	80-123	8-18	7-20	15-38	Carter-Williams-24	Speights-32	19,596
Feb 12	@Utah	L	100-105	8-18	7-21	15-39	Turner-21	Burks-26	19,368
Feb 18	CLEVELAND	L	85-114	8-19	7-21	15-40	Young/Carter-Williams-15	Zeller-18	12,904
Feb 21	DALLAS	L	112-124	8-20	7-21	15-41	Young-30	Nowitzki-25	14,928
Feb 24	MILWAUKEE	L	110-130	8-21	7-21	15-42	Young-28	Mayo-25	12,216
Feb 26	ORLANDO	L	90-101	8-22	7-21	15-43	Young-19	Vucevic-21	12,817
Mar 1	WASHINGTON	L	103-122	8-23	7-21	15-44	Wroten-19	Ariza-40	20,856
Mar 2	@Orlando	L	81- 92	8-23	7-22	15-45	Young-29	Harris-31	16,704
Mar 4	@Oklahoma City	L	92-125	8-23	7-23	15-46	Anderson-20	Durant-42	18,203
Mar 8	UTAH	L	92-104	8-24	7-23	15-47	Wroten-30	Hayward-22	13,569
Mar 10	@New York	L	110-123	8-24	7-24	15-48	Wroten/Carter-Williams-23	Hardaway-28	19,812
Mar 12	SACRAMENTO	L	98-115	8-25	7-24	15-49	Sims-20	Gay-27	11,109
Mar 14	INDIANA	L	94-101	8-26	7-24	15-50	Young-25	George-25	14,754
Mar 15	MEMPHIS	L	77-103	8-27	7-24	15-51	Carter-Williams-23	Conley-19	15,164
Mar 17	@Indiana	L	90- 99	8-27	7-25	15-52	Young-23	Stephenson-25	18,165
Mar 19	CHICAGO	L	94-102	8-28	7-25	15-53	Young-24	Augustin-20	13,222
Mar 21	NEW YORK	L	92- 93	8-29	7-25	15-54	Carter-Williams-22	Stoudemire-22	12,745
Mar 22	@Chicago	L	81- 91	8-29	7-26	15-55	Young-28	Noah-20	21,799
Mar 24	@San Antonio	L	91-113	8-29	7-27	15-56	Carter-Williams/Young-17	Daye-22	17,798
Mar 27	@Houston	L	98-120	8-29	7-28	15-57	Anderson-30	Harden-26	18,334
Mar 29	DETROIT	W	123- 98	9-29	7-28	16-57	Carter-Williams/Young-21	Monroe-20	17,438
Mar 31	@Atlanta	L	95-103	9-29	7-29	16-58	Young-23	Millsap-28	11,096
Apr 2	CHARLOTTE	L	93-123	9-30	7-29	16-59	Carter-Williams-22	Jefferson-25	12,136
Apr 4	@Boston	W	111-102	9-30	8-29	17-59	Sims/Carter-Williams-24	Bayless-23	18,624
Apr 5	BROOKLYN	L	101-105	9-31	8-29	17-60	Young-20	Williams-19	16,133
Apr 9	@Toronto	L	114-125	9-31	8-30	17-61	Sims-22	Lowry-29	18,789
Apr 11	@Memphis	L	95-117	9-31	8-31	17-62	Young/Wroten-18	Gasol-21	17,456
Apr 12	@Charlotte	L	105-111	9-31	8-32	17-63	Carter-Williams-23	Jefferson-29	17,140
Apr 14	BOSTON	W	113-108	10-31	8-32	18-63	Carter-Williams-21	Olynyk-28	17,822
Apr 16	@Miami	W	100- 87	10-31	9-32	19-63	Young-20	Wade-16	20,350

SIXERS 2013-14 PLAYER SEASON-HIGHS

PLAYER	MIN	FGM	FTM	OR	DR.	TR	AST	STL	TO	BLK	PTS
LAVOY ALLEN	34 NOV. 22 vs Milw.	6 JAN. 1 at Den.	2 (9) FEB. 9 at LA-C	6 (3) FEB. 7 vs LA-L	8 (2) DEC. 28 at Phoe.	10 (3) FEB. 5 vs Bos.	4 DEC. 20 vs Brk.	3C NOV. 13 vs Hou.	3T DEC. 16 at Brk.	3 JAN. 22 at N.Y.	13 JAN. 1 at Den.
JAMES ANDERSON	44C(2) NOV. 13 vs Hou.	12C NOV. 13 vs Hou.	6T NOV. 13 vs Hou.	3 (5) JAN. 27 vs Phoe.	7C(2) JAN. 6 vs Minn.	8T(4) JAN. 27 vs Phoe.	6C(3) MAR. 24 at S.A.	4C FEB. 12 at Utah	5C MAR. 15 vs Mem.	2C(2) JAN. 7 at Clev.	36C NOV. 13 vs Hou.
LORENZO BROWN	24C DEC. 14 vs Port.	3C(3) DEC. 16 at Brk.	2C(3) JAN. 18 at Chi.	2C NOV. 23 at Ind.	4C JAN. 6 vs Minn.	4C JAN. 6 vs Minn.	6C DEC. 11 at Minn.	3C DEC. 14 vs Port.	5C DEC. 11 at Minn.	2C DEC. 11 at Minn.	8C DEC. 14 vs Port.
MICHAEL CARTER-WILLIAMS	49C NOV. 9 at Clev.	13C(2) JAN. 20 at Wash.	9C(2) APR. 12 at Cha.	7C DEC. 3 vs Orl.	13C APR. 14 vs Bos.	14C APR. 14 vs Bos.	13C NOV. 9 at Clev.	9C OCT. 30 vs Miami	8C(2) MAR. 2 at Orl.	3C(3) FEB. 12 at Utah	33C JAN. 7 at Clev.
BRANDON DAVIES	24C JAN. 7 at Clev.	5C APR. 14 vs Bos.	5C JAN. 7 at Clev.	3C(4) APR. 14 vs Bos.	5C NOV. 16 at N.O.	8C NOV. 16 at N.O.	3C NOV. 29 vs N.O.	3C DEC. 16 at Brk.	4C JAN. 17 vs Miami	1C(8) APR. 16 at Miami	11C(3) APR. 16 at Miami
DEWAYNE DEDMON	21 JAN. 17 vs Miami	4T JAN. 18 at Chi.	3 FEB. 1 at Det.	3 JAN. 17 vs Miami	7 JAN. 15 vs Cha.	7 (4) FEB. 1 at Det.	1T(3) JAN. 24 vs Tor.	0	2T(2) FEB. 1 at Det.	2T(2) JAN. 31 vs Atl.	8T JAN. 18 at Chi.
SPENCER HAWES	42 NOV. 9 at Clev.	11 NOV. 22 vs Milw.	5 (3) DEC. 13 at Tor.	7T DEC. 21 at Milw.	14T JAN. 15 vs Cha.	16 JAN. 20 at Wash.	8 DEC. 20 vs Brk.	4 JAN. 4 at Port.	6T(3) FEB. 3 at Brk.	6 NOV. 8 vs Clev.	28 NOV. 20 vs Tor.
DARIUS JOHNSON-ODOM	10C MAR. 15 vs Mem.	0T	0T	0	2T MAR. 15 vs Mem.	2T MAR. 15 vs Mem.	1T MAR. 15 vs Mem.	1C MAR. 15 vs Mem.	1C(2) MAR. 22 at Chi.	0T	0T
ERIC MAYNOR Was.-Phi.	19 DEC. 2 vs Orl.	5 (2) MAR. 1 vs Wash.	2 FEB. 26 vs Orl.	2T NOV. 1 vs Phil.	4 (3) MAR. 1 vs Wash.	5 (2) MAR. 1 vs Wash.	4 (3) NOV. 27 at Milw.	1 (9) MAR. 10 at N.Y.	4 NOV. 29 at Ind.	1T(3) MAR. 1 vs Wash.	13 (2) MAR. 1 vs Wash.
ERIC MAYNOR Phi.	18 (2) MAR. 1 vs Wash.	5 (2) MAR. 1 vs Wash.	2 FEB. 26 vs Orl.	1 (2) MAR. 4 at OKC.	4 (2) MAR. 1 vs Wash.	5 MAR. 1 vs Wash.	2 (4) MAR. 12 vs Sac.	1 (4) MAR. 10 at N.Y.	3 (3) MAR. 8 vs Utah	1T(2) MAR. 1 vs Wash.	13 (2) MAR. 1 vs Wash.
DARIUS MORRIS	27 NOV. 16 at N.O.	6C NOV. 16 at N.O.	6C NOV. 16 at N.O.	2 NOV. 13 vs Hou.	3T NOV. 9 at Clev.	3 (2) NOV. 13 vs Hou.	5 NOV. 4 vs G.S.	4C NOV. 4 vs G.S.	5T NOV. 16 at N.O.	0	20C NOV. 16 at N.O.
ARNETT MOULTRIE	31C FEB. 21 vs Dall.	4 MAR. 10 at N.Y.	2 (2) FEB. 24 vs Milw.	4 FEB. 24 vs Milw.	4 (2) FEB. 24 vs Milw.	8 FEB. 24 vs Milw.	2T FEB. 21 vs Dall.	3C FEB. 9 at LA-C	2 MAR. 8 vs Utah	1 (4) FEB. 26 vs Orl.	8 MAR. 10 at N.Y.
BYRON MULLENS LA-C-Phi.	24 MAR. 14 vs Ind.	6 (3) APR. 12 at Cha.	2 (3) MAR. 19 vs Chi.	4 APR. 12 at Cha.	6 MAR. 24 at S.A.	8 MAR. 24 at S.A.	2 (2) MAR. 4 at OKC.	2 (3) MAR. 19 vs Chi.	3 (2) MAR. 1 vs Wash.	3 MAR. 22 at Chi.	15 (3) MAR. 24 at S.A.
BYRON MULLENS Phi.	24 MAR. 14 vs Ind.	6 (3) APR. 12 at Cha.	2 (3) MAR. 19 vs Chi.	4 APR. 12 at Cha.	6 MAR. 24 at S.A.	8 MAR. 24 at S.A.	2 MAR. 4 at OKC.	2 (2) MAR. 19 vs Chi.	3 MAR. 1 vs Wash.	3 MAR. 22 at Chi.	15 (3) MAR. 24 at S.A.
JAMES NUNNALLY Atl.-Phi.	22C JAN. 24 vs S.A.	3C MAR. 19 vs Chi.	2C JAN. 31 at Phil.	1C JAN. 25 at Milw.	3C(3) APR. 2 vs Cha.	3C(4) APR. 2 vs Cha.	2C APR. 5 vs Brk.	2C(2) APR. 2 vs Cha.	4C JAN. 24 vs S.A.	1C(2) MAR. 19 vs Chi.	8C MAR. 19 vs Chi.
JAMES NUNNALLY Phi.	21 MAR. 19 vs Chi.	3C MAR. 19 vs Chi.	1 (3) APR. 5 vs Brk.	0	3T(2) APR. 2 vs Cha.	3T(2) APR. 2 vs Cha.	2C APR. 5 vs Brk.	2C(2) APR. 2 vs Cha.	2 APR. 5 vs Brk.	1T MAR. 19 vs Chi.	8C MAR. 19 vs Chi.
DANIEL ORTON	36C NOV. 23 at Ind.	4T NOV. 27 at Orl.	4 NOV. 23 at Ind.	4 NOV. 23 at Ind.	6C NOV. 23 at Ind.	10C NOV. 23 at Ind.	3T(2) DEC. 14 vs Port.	2 DEC. 14 vs Port.	3C NOV. 20 vs Tor.	3T(2) JAN. 2 at Sac.	10 NOV. 23 at Ind.

PLAYER	MIN	FGM	FTM	OR	DR.	TR	AST	STL	TO	BLK	PTS
HENRY SIMS Cle.-Phi.	34C APR. 4 at Bos.	10C APR. 9 at Tor.	14C APR. 4 at Bos.	9C MAR. 22 at Chi.	8C MAR. 17 at Ind.	15C MAR. 22 at Chi.	7C MAR. 24 at S.A.	3C MAR. 12 vs Sac.	3C(4) APR. 9 at Tor.	2C(5) MAR. 22 at Chi.	24C APR. 4 at Bos.
HENRY SIMS Phi.	34C APR. 4 at Bos.	10C APR. 9 at Tor.	14C APR. 4 at Bos.	9C MAR. 22 at Chi.	8C MAR. 17 at Ind.	15C MAR. 22 at Chi.	7C MAR. 24 at S.A.	3C MAR. 12 vs Sac.	3C(4) APR. 9 at Tor.	2T(2) MAR. 22 at Chi.	24C APR. 4 at Bos.
ADONIS THOMAS Orl.-Phi.	9C(2) MAR. 5 vs Hou.	2C APR. 11 at Mem.	1C MAR. 2 vs Phil.	0C	2C MAR. 2 vs Phil.	2C MAR. 2 vs Phil.	1C(3) APR. 16 at Miami	0C	1C APR. 11 at Mem.	0C	4C APR. 11 at Mem.
ADONIS THOMAS Phi.	8 APR. 11 at Mem.	2C APR. 11 at Mem.	0	0T	0	0	1T APR. 16 at Miami	0T	1C APR. 11 at Mem.	0T	4C APR. 11 at Mem.
HOLLIS THOMPSON	41C MAR. 17 at Ind.	7C NOV. 22 vs Milw.	5C DEC. 9 vs LA-C	4C DEC. 28 at Phoe.	7C FEB. 26 vs Orl.	9C(2) JAN. 24 vs Tor.	4C(3) MAR. 4 at OKC.	4C(2) FEB. 9 at LA-C	3C(2) APR. 5 vs Brk.	2C JAN. 2 at Sac.	18C APR. 5 vs Brk.
EVAN TURNER	47C(2) DEC. 20 vs Brk.	13T(2) JAN. 22 at N.Y.	11C NOV. 9 at Clev.	3 (3) DEC. 29 at LA-L	11 NOV. 27 at Orl.	11 (3) JAN. 22 at N.Y.	8 (2) JAN. 29 at Bos.	3 (7) FEB. 18 vs Clev.	9C DEC. 11 at Minn.	1 (5) JAN. 31 vs Atl.	34C JAN. 22 at N.Y.
JARVIS VARNADO Chi.-Phi.	22C MAR. 27 at Hou.	4C MAR. 29 vs Det.	3C APR. 4 at Bos.	4C MAR. 4 at OKC.	8C MAR. 31 at Atl.	9C MAR. 31 at Atl.	4C APR. 2 vs Cha.	2C(2) APR. 16 at Miami	2T(2) MAR. 31 at Atl.	6C MAR. 29 vs Det.	9C MAR. 29 vs Det.
JARVIS VARNADO Phi.	22C MAR. 27 at Hou.	4C MAR. 29 vs Det.	3C APR. 4 at Bos.	4C MAR. 4 at OKC.	8C MAR. 31 at Atl.	9C MAR. 31 at Atl.	4C APR. 2 vs Cha.	2C(2) APR. 16 at Miami	2T(2) MAR. 31 at Atl.	6C MAR. 29 vs Det.	9C MAR. 29 vs Det.
CASPER WARE	23C MAR. 27 at Hou.	4C(2) APR. 16 at Miami	2C(2) APR. 11 at Mem.	0C	4C MAR. 29 vs Det.	4C MAR. 29 vs Det.	3C MAR. 29 vs Det.	2C(3) APR. 11 at Mem.	1C(5) APR. 16 at Miami	0C	10C APR. 16 at Miami
ELLIOT WILLIAMS	30C JAN. 20 at Wash.	6 (2) APR. 11 at Mem.	8C JAN. 31 vs Atl.	3C FEB. 18 vs Clev.	5C(2) MAR. 15 vs Mem.	6C MAR. 15 vs Mem.	6C APR. 5 vs Brk.	4C APR. 4 at Bos.	4C JAN. 6 vs Minn.	1T(3) APR. 16 at Miami	15 (3) APR. 4 at Bos.
TONY WROTEN	43C MAR. 19 vs Chi.	12C MAR. 8 vs Utah	9C(2) MAR. 1 vs Wash.	5C NOV. 13 vs Hou.	9C DEC. 9 vs LA-C	10C(2) DEC. 9 vs LA-C	11C NOV. 13 vs Hou.	5C(2) APR. 16 at Miami	7C APR. 14 vs Bos.	2T(2) FEB. 26 vs Orl.	30C MAR. 8 vs Utah
THADDEUS YOUNG	48C DEC. 3 vs Orl.	14T(2) JAN. 4 at Port.	9 JAN. 2 at Sac.	8T NOV. 29 vs N.O.	10 DEC. 3 vs Orl.	13 FEB. 21 vs Dall.	10C MAR. 14 vs Ind.	8C JAN. 25 vs OKC.	6T(2) MAR. 27 at Hou.	3 (2) APR. 14 vs Bos.	30 (4) FEB. 21 vs Dall.
76ERS High Games	290 (2) DEC. 3 vs Orl.	51 DEC. 20 vs Brk.	29 JAN. 31 vs Atl.	23 NOV. 23 at Ind.	43 JAN. 15 vs Cha.	56 DEC. 3 vs Orl.	36 DEC. 20 vs Brk.	16 (2) FEB. 24 vs Milw.	26 (3) FEB. 3 at Brk.	11 JAN. 2 at Sac.	126 DEC. 3 vs Orl.
76ERS Low Games	240 (77) APR. 16 at Miami	27 FEB. 9 at LA-C	7 (2) NOV. 8 vs Clev.	4 JAN. 6 vs Minn.	17 FEB. 24 vs Milw.	28 FEB. 24 vs Milw.	11 (2) MAR. 22 at Chi.	2 APR. 9 at Tor.	8 FEB. 26 vs Orl.	0 (4) MAR. 4 at OKC.	77 MAR. 15 vs Mem.
OPPONENTS High Games	290 (2) DEC. 3 vs Orl.	52 (2) DEC. 14 vs Port.	40 MAR. 12 vs Sac.	25 JAN. 10 vs Det.	48 (2) MAR. 4 at OKC.	62 JAN. 10 vs Det.	41 DEC. 14 vs Port.	18 NOV. 4 vs G.S.	25 FEB. 21 vs Dall.	17 NOV. 16 at N.O.	139 DEC. 14 vs Port.
OPPONENTS Low Games	240 (77) APR. 16 at Miami	30 (2) APR. 16 at Miami	8 NOV. 11 vs S.A.	4 (2) MAR. 14 vs Ind.	22 NOV. 22 vs Milw.	30 FEB. 3 at Brk.	13 MAR. 17 at Ind.	1 APR. 2 vs Cha.	7 APR. 9 at Tor.	0 (2) MAR. 31 at Atl.	79 NOV. 8 vs Clev.

"C" indicates a new career-high, "T" a tied career-high.
Numbers in parentheses indicate the number of games in which a player or team has reached a given total (if more than one).

SIXERS 2013-14 SEASON BREAKDOWN

	RECORD	HOME	ROAD	OT
OVERALL	19-63	10-31	9-32	
Atlantic	5-11	2- 6	3- 5	1- 0
Central	4-14	4- 5	0- 9	1- 1
Southeast	5-13	3- 6	2- 7	1- 0
EASTERN	14-38	9-17	5-21	3- 1
Southwest	1- 9	1- 4	0- 5	1- 0
Northwest	2- 8	0- 5	2- 3	
Pacific	2- 8	0- 5	2- 3	
WESTERN	5-25	1-14	4-11	1- 0

TEAM WINNING & LOSING STREAKS:

	OVERALL	HOME	ROAD
Long:	Win - 4	Win - 2	Win - 4
	Loss - 26	Loss - 18	Loss - 13

MONTHLY RECORD

	WON	LOST
Oct.	1	0
Nov.	5	11
Dec.	3	10
Jan.	6	11
Feb.	0	11
Mar.	1	15
Apr.	3	5

SCORING BREAKDOWN

100+ 16-21
100< 3-42
Defense
100+ 13-57
100< 6- 6

RECORD VS. WINNING TEAMS

If Opp W/L to date:
.500 or above: 5-30
Belove .500: 14-33

ATTENDANCE

41 Games
568,632 Total
13,869 Average
20,856 High
1 Sellout

MARGINS	1	2	3	4	5	6	7	8	9	10	11	12	13	14	15	16	17	18	19	20	21	22	23
Won By:	3	1	2	2	1	1	2	1	2			1	1		1								
Lost By:	1	1	1	1	1	3	2	5	2	6	7	3	1	3	2	1	3	1	1	2		3	
----	24	25	26	27	28	29	30	31	32	33	34	35	36	37	38	39	40	41	42	43	44	45	46+
Won By:		1																					
Lost By:	1	1	2			1	1	1		1	1		1	1						1		1	

AT START OF:	OVERALL	HOME	ROAD	FG%	OVERALL	HOME	ROAD
2ND- AHEAD:	8-14	3- 8	5- 6	-44%	3-44	1-20	2-24
- BEHIND:	10-47	6-21	4-26	45-49%	7-15	3-11	4-4
- TIED:	1-2	1- 2	0- 0	50-54%	8-4	5-0	3-4
3RD- AHEAD:	15-12	9-6	6-6	55-59%	1-0	1-0	0-0
- BEHIND:	3-50	1-25	2-25	+60%	0-0	0-0	0-0
- TIED:	1-1	0-0	1-1				
4TH- AHEAD:	13-3	6-0	7-3				
- BEHIND:	5-58	4-29	1-29				
- TIED:	1-2	0-2	1-0				

SIXERS 2013-14 SEASON TRANSACTIONS

6/27/13: Selected Michael Carter-Williams (11th overall), Glen Rice, Jr. (35th overall) and Pierre Jackson (42nd overall) in the 2013 NBA Draft.

6/28/13: Traded the rights to Glen Rice, Jr. to Washington in exchange for the rights to Nate Wolters and Arsalan Kazemi… Traded the rights to Wolters to Milwaukee in exchange for the rights to Ricky Ledo and a 2014 second round pick belonging to Houston… Traded the rights to Ledo to Dallas in exchange for a 2014 second round pick owned by Brooklyn.

7/12/13: Acquired the rights to Nerlens Noel and a 2014 first round pick from New Orleans in exchange for Jrue Holiday and the rights to Pierre Jackson.

7/13/13: Acquired Royce White, the rights to Furkan Aldemir and additional consideration from Houston in exchange for future draft considerations.

7/16/13: Claimed James Anderson and Tim Olbrecht off waivers from Houston… 8/14: Named Brett Brown head coach… 8/22: Acquired Tony Wroten from Memphis in exchange for future draft considerations.

9/27/13: Signed free agents Vander Blue, Darius Morris, Hollis Thompson, Rodney Williams and Khalif Wyatt… 9/28: Signed free agents Solomon Alabi and Mac Koshwal.

10/5/13: Waived Solomon Alabi and signed free agent Gani Lawal.

10/16/13: Waived Tim Ohlbrecht and signed free agent Daniel Orton.

10/25/13: Waived Vander Blue Mac Koshwal, Royce White and Khalif Wyatt.

10/28/13: Signed free agent Brandon Davies.

11/20/13: Waived Kwame Brown and Darius Morris and signed free agents Lorenzo Brown and Elliot Williams.

12/26/13: Assigned Lorenzo Brown to the D-League.

1/5/14: Assigned Elliot Williams to the D-League.

1/6/14: Recalled Lorenzo Brown and Elliot Williams from the D-League.

1/7/14: Waived Daniel Orton.

1/9/14: Assigned Lorenzo Brown to the D-League.

1/10/14: Recalled Lorenzo Brown from the D-League.

1/14/14: Signed Dewayne Dedmon to a 10-day contract… Assigned Lorenzo Brown to the D-League.

1/15/14: Recalled Lorenzo Brown from the D-League.

1/24/14: Signed Dewayne Dedmon to a second 10-day contract.

1/27/14: Assigned Lorenzo Brown to the D-League… Recalled Lorenzo Brown from the D-League.

1/28/14: Assigned Lorenzo Brown to the D-League.

2/3/14: Recalled Lorenzo Brown from the D-League.

2/4/14: Assigned Lorenzo Brown and Arnett Moultrie to the D-League.

2/5/14: Recalled Lorenzo Brown from the D-League.

2/9/14: Recalled Arnett Moultrie from the D-League.

2/20/14: Acquired two future second round picks, Earl Clark and Henry Sims from Cleveland in exchange for Spencer Hawes… Completed a three-time trade with Denver and Washington, two future second round picks along with Eric Maynor from the Wizards… Acquired a future second round pick and Byron Mullens from the L.A. Clippers in exchange for a future protected second round pick… Acquired Danny Granger and a future second round pick from Indiana in exchange for Evan Tuner and Lavoy Allen.

2/21/14: Waived Earl Clark.

2/26/14: Waived Danny Granger.

3/1/14: Signed Jarvis Varnado to a 10-day contract.

3/12/14: Signed Jarvis Varnado.

3/14/14: Waived Lorenzo Brown.

3/14/14: Signed Darius Johnson-Odom to a 10-day contract.

3/15/14: Assigned Arnett Moultrie to the D-League.

3/17/14: Waived Eric Maynor and signed James Nunnally to a 10-day contract.

3/24/14: Signed Casper Ware to a 10-day contract.

3/27/14: Signed James Nunnally to a second 10-day contract.

4/4/14: Signed Casper Ware to a second 10-day contract.

4/7/14: Signed Adonis Thomas to a 10-day contract.

4/14/14: Signed Casper Ware.

SIXERS 2013-14 GAME-BY-GAME STATISTICS

DATE	GAME	FG-A	PCT	3FG-A	PCT	FT-A	PCT	OR-DR-REB	AST	PF	ST	TO	BS	PTS
10/30	@ PHILADELPHIA	43-80	.538	8-21	.381	20-24	.833	8-32-40	24	21	16	18	1	114
19,523	Miami	42-85	.494	16-40	.400	10-13	.769	7-24-31	30	25	7	19	0	110
11/1	PHILADELPHIA	48-94	.511	6-23	.261	7-14	.500	9-37-46	26	17	8	19	6	109
17,160	@ Washington	41-94	.436	9-26	.346	11-17	.657	15-31-46	23	16	14	18	6	102
11/2	@ PHILADELPHIA	42-86	.488	11-22	.500	12-18	.667	10-29-39	24	18	8	15	6	107
15,782	Chicago	42-93	.452	3-14	.214	17-19	.895	17-34-51	28	14	8	18	5	104
11/4	@ PHILADELPHIA	31-88	.352	5-25	.200	23-37	.622	14-38-52	19	18	9	24	3	90
11,089	Golden State	41-92	.446	15-38	.395	13-20	.650	13-41-54	28	24	18	22	7	110
11/6	@ PHILADELPHIA	39-83	.470	6-18	.333	18-26	.692	11-39-50	26	15	5	21	3	102
10,117	Washington	43-98	.439	18-33	.545	12-16	.750	10-30-40	32	20	10	11	5	116
11/8	@ PHILADELPHIA	40-84	.476	7-21	.333	7-9	.778	12-35-47	25	18	5	17	8	94
15,219	Cleveland	30-90	.333	9-26	.346	10-14	.714	18-25-43	22	12	9	14	4	79
11/9	PHILADELPHIA	47-99	.475	11-27	.407	20-23	.870	9-35-44	24	22	10	19	3	125
20,562	@ Cleveland	46-102	.451	13-31	.419	22-29	.759	14-36-50	28	21	10	19	10	127
11/11	@ PHILADELPHIA	34-82	.415	5-19	.263	12-16	.750	11-29-40	19	12	4	15	9	85
12,424	San Antonio	44-89	.494	13-28	.464	8-11	.727	11-39-50	29	15	9	12	2	109
11/13	@ PHILADELPHIA	43-103	.417	11-25	.440	26-34	.765	15-35-50	29	23	12	13	8	123
11,671	Houston	43-96	.448	15-41	.366	16-25	.640	13-37-50	34	27	8	21	15	117
11/15	PHILADELPHIA	40-86	.465	5-19	.263	18-23	.783	9-30-39	21	19	6	16	4	103
12,070	@ Atlanta	39-81	.481	10-23	.435	25-31	.806	6-37-43	25	23	6	16	5	113
11/16	PHILADELPHIA	35-83	.422	6-19	.316	22-31	.710	10-28-38	16	21	8	18	2	98
16,659	@ New Orleans	52-86	.605	13-28	.464	18-27	.667	10-33-43	30	25	11	13	17	135
11/18	PHILADELPHIA	38-99	.384	6-21	.286	12-22	.545	18-35-53	24	22	12	12	4	94
19,790	@ Dallas	34-78	.436	9-29	.310	20-26	.769	10-43-53	26	20	8	21	11	97
11/20	@ PHILADELPHIA	34-76	.447	7-20	.350	23-31	.742	9-41-50	20	23	5	20	4	98
10,787	Toronto	36-86	.419	14-29	.483	22-28	.786	9-32-41	24	23	7	12	9	108
11/22	@ PHILADELPHIA	45-79	.570	7-20	.350	18-29	.621	10-40-50	34	26	8	26	4	115
13,588	Milwaukee	41-93	.441	8-29	.276	17-24	.708	10-22-32	34	23	9	18	4	107
11/23	PHILADELPHIA	35-102	.343	4-25	.160	24-32	.750	23-31-54	11	27	15	14	6	98
18,165	@ Indiana	35-76	.461	5-18	.278	31-38	.816	8-42-50	20	21	5	19	11	106
11/27	PHILADELPHIA	38-85	.447	7-22	.318	11-17	.647	9-31-40	22	15	8	15	4	94
15,839	@ Orlando	43-82	.524	4-19	.211	15-21	.714	7-38-45	22	16	10	17	6	105
11/29	@ PHILADELPHIA	42-92	.457	12-31	.387	9-21	.429	18-31-49	28	19	6	19	4	105
17,807	New Orleans	51-93	.548	8-20	.400	11-14	.786	10-30-40	30	21	13	13	9	121
12/1	PHILADELPHIA	38-88	.432	7-23	.304	17-19	.895	6-35-41	22	27	15	20	7	100
14,107	@ Detroit	41-89	.461	10-28	.357	23-39	.590	16-41-57	26	20	12	23	7	115
12/3	@ PHILADELPHIA	46-96	.479	11-29	.379	23-33	.697	20-36-56	20	27	10	23	4	126
10,061	Orlando	47-94	.500	6-26	.231	25-32	.781	8-26-34	28	27	13	20	3	125
12/6	PHILADELPHIA	37-92	.402	6-27	.222	8-13	.615	11-39-50	21	20	4	16	4	88
14,088	@ Charlotte	42-91	.462	4-21	.190	17-25	.680	12-36-48	29	15	9	9	7	105
12/7	@ PHILADELPHIA	40-88	.455	3-16	.188	9-14	.643	11-27-38	19	24	4	13	4	92
13,113	Denver	35-83	.422	7-22	.318	26-34	.765	20-32-52	21	17	8	14	4	103
12/9	@ PHILADELPHIA	33-92	.359	3-21	.143	14-19	.737	14-36-50	26	26	7	16	0	83
12,355	L.A. Clippers	35-82	.427	5-27	.185	19-29	.655	9-40-49	20	22	10	12	4	94
12/11	PHILADELPHIA	39-74	.527	9-20	.450	12-14	.857	5-32-37	22	25	7	26	7	99
13,450	@ Minnesota	37-96	.385	7-20	.350	25-29	.862	17-28-45	23	15	9	16	2	106
12/13	PHILADELPHIA	37-84	.440	9-23	.391	17-21	.810	12-30-42	19	18	7	17	5	100
17,133	@ Toronto	39-82	.476	10-25	.400	20-24	.833	10-37-47	24	19	8	15	5	108
12/14	@ PHILADELPHIA	39-87	.448	9-15	.600	18-26	.692	9-24-33	26	15	9	15	5	105
10,189	Portland	52-93	.559	21-37	.568	14-20	.700	15-31-46	41	16	9	19	8	139
12/16	PHILADELPHIA	37-90	.411	8-30	.267	12-20	.600	8-31-39	21	24	14	19	0	94
16,733	@ Brooklyn	47-78	.603	21-35	.600	15-26	.577	4-38-42	35	20	10	21	2	130
12/20	@ PHILADELPHIA	51-100	.510	9-29	.310	10-15	.667	12-37-49	36	21	8	17	2	121
15,267	Brooklyn	42-85	.494	15-33	.455	21-30	.700	5-31-36	36	18	10	16	5	120
12/21	PHILADELPHIA	38-93	.409	10-23	.435	20-22	.909	17-27-44	25	22	6	18	1	106
14,541	@ Milwaukee	43-82	.524	7-25	.280	23-25	.920	9-34-43	23	20	9	14	9	116
12/28	PHILADELPHIA	37-95	.389	11-29	.379	16-22	.727	15-34-49	19	24	12	20	3	101
15,623	@ Phoenix	44-95	.463	9-33	.273	18-23	.783	15-42-57	24	21	9	21	11	115
12/29	PHILADELPHIA	39-95	.411	6-24	.250	27-33	.818	17-32-49	24	24	13	11	6	111
18,997	@ L.A. Lakers	31-84	.369	12-37	.324	30-34	.882	18-37-55	20	20	4	22	8	104
1/1	PHILADELPHIA	43-92	.467	9-23	.391	19-28	.679	14-39-53	23	25	10	17	5	114
16,006	@ Denver	36-91	.396	5-25	.200	25-35	.714	15-33-48	23	28	7	14	8	102
1/2	PHILADELPHIA	42-90	.467	5-19	.263	24-31	.774	13-34-47	23	31	12	12	11	113
16,259	@ Sacramento	35-83	.422	7-23	.304	27-37	.730	16-35-51	14	27	4	23	7	104
1/4	PHILADELPHIA	40-88	.455	4-14	.286	17-24	.708	6-37-43	18	25	12	14	3	101
20,004	@ Portland	36-99	.364	3-22	.136	24-30	.800	19-40-59	26	20	7	18	9	99
1/6	@ PHILADELPHIA	38-80	.475	8-18	.444	11-16	.688	4-36-40	26	22	9	23	6	95
10,736	Minnesota	46-100	.460	16-26	.615	18-23	.783	14-39-53	28	14	13	13	6	126
1/7	PHILADELPHIA	34-86	.395	4-19	.211	21-27	.778	8-30-38	21	18	9	10	6	93
13,344	@ Cleveland	44-89	.494	13-28	.464	10-18	.556	14-44-58	29	27	5	18	9	111
1/10	@ PHILADELPHIA	41-95	.432	8-24	.333	14-20	.700	13-29-42	23	19	12	16	3	104
13,742	Detroit	40-94	.426	11-30	.367	23-33	.697	25-37-62	24	19	12	18	14	114
1/11	@ PHILADELPHIA	36-78	.462	5-19	.263	15-21	.714	9-29-38	22	20	7	15	2	92
16,278	New York	39-82	.476	6-18	.333	18-23	.783	10-29-39	26	20	11	13	2	102
1/15	@ PHILADELPHIA	39-77	.506	6-15	.400	11-20	.550	7-43-50	23	22	6	24	3	95
10,106	Charlotte	35-88	.398	5-20	.250	17-26	.654	8-34-42	25	20	10	13	6	92
1/17	@ PHILADELPHIA	31-84	.369	2-20	.100	22-37	.595	19-26-45	16	18	11	23	4	86
19,286	Miami	38-80	.475	8-23	.348	17-20	.850	12-26-38	30	25	13	20	12	101
1/18	PHILADELPHIA	34-97	.351	2-19	.105	8-12	.667	16-26-42	17	20	9	17	5	78
21,710	@ Chicago	40-82	.488	6-20	.300	17-20	.850	11-41-52	27	15	10	17	10	103
1/20	PHILADELPHIA	37-88	.420	4-18	.222	21-31	.677	8-36-44	15	25	8	13	3	99
18,650	@ Washington	37-84	.440	5-18	.278	28-35	.800	10-43-53	25	28	5	16	12	107

SIXERS 2013-14 GAME-BY-GAME STATISTICS

DATE	GAME	FG-A	PCT	3FG-A	PCT	FT-A	PCT	OR-DR-REB	AST	PF	ST	TO	BS	PTS
1/22	PHILADELPHIA	42-88	.477	9-14	.643	17-24	.708	17-37-54	28	24	8	14	4	110
19,812	@ New York	37-82	.451	15-33	.455	17-24	.708	8-31-39	24	24	7	13	12	106
1/24	@ PHILADELPHIA	38-89	.427	6-20	.300	13-16	.813	10-32-42	23	18	8	10	2	95
11,489	Toronto	40-84	.476	8-20	.400	16-22	.727	13-40-53	28	22	4	15	6	104
1/25	@ PHILADELPHIA	34-90	.378	4-27	.148	19-27	.704	19-25-44	22	22	15	15	4	91
19,217	Oklahoma City	40-76	.526	4-21	.190	19-25	.760	9-35-44	23	21	10	20	8	103
1/27	@ PHILADELPHIA	40-87	.460	8-20	.400	25-26	.962	14-23-37	23	27	11	21	3	113
10,793	Phoenix	43-80	.538	9-20	.450	29-35	.829	13-29-42	25	25	11	20	12	124
1/29	PHILADELPHIA	37-86	.430	7-21	.333	14-25	.560	7-33-40	26	24	8	10	3	95
18,624	@ Boston	32-87	.368	7-19	.368	23-30	.767	18-41-59	20	21	8	18	7	94
1/31	@ PHILADELPHIA	32-87	.368	6-22	.273	29-37	.784	13-33-46	19	25	10	21	4	99
14,702	Atlanta	45-89	.506	8-16	.500	27-34	.794	9-37-46	36	22	15	18	4	125
2/1	PHILADELPHIA	38-89	.427	5-21	.238	15-23	.652	13-31-44	17	28	12	19	2	96
16,649	@ Detroit	41-92	.446	7-25	.280	24-40	.600	23-35-58	23	20	12	16	8	113
2/3	PHILADELPHIA	37-71	.521	8-20	.400	20-28	.714	8-30-38	20	28	4	26	3	102
16,727	@ Brooklyn	32-72	.444	10-25	.400	34-39	.872	5-25-30	25	24	15	15	6	108
2/5	@ PHILADELPHIA	42-94	.447	7-21	.333	17-20	.850	13-34-47	27	24	7	16	5	108
10,267	Boston	41-84	.488	8-19	.421	24-33	.727	12-36-48	27	19	9	15	8	114
2/7	@ PHILADELPHIA	37-87	.425	15-32	.469	9-17	.529	12-38-50	23	18	8	23	2	98
15,211	L.A. Lakers	45-89	.506	8-18	.444	14-20	.700	7-33-40	34	15	14	14	9	112
2/9	PHILADELPHIA	27-100	.270	3-28	.107	21-25	.840	20-24-44	16	16	15	18	4	78
19,157	@ L.A. Clippers	50-89	.562	9-28	.321	14-17	.824	11-48-59	33	20	12	23	9	123
2/10	PHILADELPHIA	33-90	.367	2-17	.118	12-17	.706	7-31-38	15	21	10	17	2	80
19,596	@ Golden State	43-88	.489	12-29	.414	25-30	.833	13-47-60	24	20	9	18	11	123
2/12	PHILADELPHIA	37-80	.463	8-19	.421	18-23	.783	7-33-40	18	24	9	16	5	100
19,368	@ Utah	37-87	.425	3-16	.188	28-32	.875	11-34-45	15	19	10	13	7	105
2/18	@ PHILADELPHIA	31-87	.356	5-22	.227	18-27	.667	18-26-44	17	24	6	17	2	85
12,904	Cleveland	40-87	.460	6-18	.333	28-33	.848	21-40-61	28	21	7	21	2	114
2/21	@ PHILADELPHIA	42-94	.447	5-25	.200	23-32	.719	14-20-34	22	21	15	16	0	112
14,928	Dallas	48-77	.623	9-23	.391	19-25	.760	8-40-48	39	24	9	25	7	124
2/24	@ PHILADELPHIA	43-88	.489	8-24	.333	16-23	.696	11-17-28	28	22	16	18	5	110
12,216	Milwaukee	48-84	.571	12-20	.600	22-29	.759	20-27-47	32	21	7	23	6	130
2/26	@ PHILADELPHIA	32-87	.368	5-22	.227	21-28	.750	9-33-42	16	18	6	8	6	90
12,817	Orlando	39-94	.415	9-18	.500	14-16	.875	10-45-55	23	21	6	12	10	101
3/1	@ PHILADELPHIA	38-84	.452	5-22	.227	22-32	.688	9-31-40	22	24	11	22	5	103
20,856	Washington	45-89	.506	12-26	.462	20-28	.714	12-32-44	33	25	12	17	6	122
3/2	PHILADELPHIA	32-86	.372	5-24	.208	12-18	.667	13-32-45	16	22	7	19	5	81
16,704	@ Orlando	35-83	.422	1-13	.077	21-27	.778	11-36-47	17	20	12	14	6	92
3/4	PHILADELPHIA	32-94	.340	10-30	.333	18-26	.692	13-25-38	20	28	13	18	0	92
18,203	@ Oklahoma City	43-76	.566	7-20	.350	32-43	.744	9-48-57	31	22	12	22	10	125
3/8	@ PHILADELPHIA	36-76	.474	5-22	.227	15-20	.750	5-28-33	22	21	13	19	5	92
13,569	Utah	37-80	.463	10-23	.435	20-28	.714	13-29-42	25	24	9	20	4	104
3/10	PHILADELPHIA	43-84	.512	6-20	.300	18-25	.720	14-28-42	26	25	9	18	1	110
19,812	@ New York	44-81	.543	13-32	.406	22-34	.647	10-25-35	20	24	10	13	6	123
3/12	@ PHILADELPHIA	33-84	.393	8-23	.348	24-28	.857	11-27-38	20	31	7	20	4	98
11,109	Sacramento	34-74	.459	7-18	.389	40-50	.800	12-36-48	21	25	12	21	1	115
3/14	@ PHILADELPHIA	35-90	.389	8-26	.308	16-18	.889	9-25-34	25	20	13	10	2	94
14,754	Indiana	39-67	.582	9-21	.429	14-22	.636	4-39-43	27	19	7	22	12	101
3/15	@ PHILADELPHIA	31-83	.373	6-23	.261	9-19	.474	14-28-42	16	24	12	22	3	77
15,164	Memphis	38-70	.543	4-15	.267	23-32	.719	7-34-41	27	24	13	22	4	103
3/17	PHILADELPHIA	35-81	.432	9-23	.391	11-20	.550	11-34-45	21	33	3	19	6	90
18,165	@ Indiana	31-81	.383	6-18	.333	31-38	.816	16-36-52	13	17	9	15	4	99
3/19	@ PHILADELPHIA	37-81	.457	11-24	.458	9-19	.474	9-29-38	22	21	13	14	6	94
13,222	Chicago	36-83	.434	8-15	.533	22-27	.815	14-38-52	22	19	4	16	8	102
3/21	@ PHILADELPHIA	34-91	.374	10-41	.244	14-21	.667	19-34-53	20	22	8	11	1	92
12,745	New York	34-82	.415	7-29	.241	18-25	.720	9-38-47	29	17	6	12	2	93
3/22	PHILADELPHIA	30-87	.345	1-20	.050	20-22	.909	19-29-48	11	23	3	11	6	81
21,799	@ Chicago	31-70	.443	5-14	.357	24-31	.774	11-33-44	23	20	6	15	9	91
3/24	PHILADELPHIA	36-88	.409	11-33	.333	8-18	.444	12-25-37	22	15	13	14	3	91
17,798	@ San Antonio	44-79	.557	13-27	.481	12-16	.750	6-41-47	31	17	9	17	4	113
3/27	PHILADELPHIA	35-90	.389	14-36	.389	14-22	.636	14-25-39	23	26	9	22	5	98
18,334	@ Houston	44-90	.489	9-26	.346	23-34	.676	17-40-57	27	22	13	20	6	120
3/29	@ PHILADELPHIA	48-92	.522	12-21	.571	15-19	.789	13-33-46	29	25	14	14	8	123
17,438	Detroit	33-85	.388	6-21	.286	26-32	.813	15-29-44	20	20	8	18	6	98
3/31	PHILADELPHIA	36-77	.468	11-30	.367	12-20	.600	6-34-40	25	27	11	20	6	95
11,096	@ Atlanta	36-84	.429	7-31	.226	24-30	.800	13-36-49	25	17	10	16	0	103
4/2	@ PHILADELPHIA	35-83	.422	4-18	.222	19-26	.731	7-25-32	21	24	5	11	2	93
12,136	Charlotte	42-79	.532	12-22	.545	27-35	.771	9-38-47	32	17	1	9	4	123
4/4	PHILADELPHIA	39-77	.506	6-19	.316	27-37	.730	9-25-34	21	21	12	14	4	111
18,624	@ Boston	38-87	.437	9-33	.273	17-21	.810	19-30-49	23	27	4	22	5	102
4/5	@ PHILADELPHIA	36-79	.456	10-23	.435	19-27	.704	9-31-40	27	26	6	13	2	101
16,133	Brooklyn	41-80	.513	6-21	.286	17-23	.739	8-33-41	29	20	6	14	3	105
4/9	PHILADELPHIA	44-85	.518	8-21	.381	18-21	.857	9-27-36	20	25	2	13	5	114
18,789	@ Toronto	41-82	.500	12-25	.480	31-37	.838	10-25-35	25	16	2	7	7	125
4/11	PHILADELPHIA	39-88	.443	6-18	.333	11-17	.647	8-28-36	16	26	14	15	3	95
17,456	@ Memphis	44-81	.543	5-13	.385	24-32	.750	10-39-49	28	15	8	16	8	117
4/12	PHILADELPHIA	41-93	.441	5-25	.200	18-26	.692	11-29-40	18	30	8	9	1	105
17,140	@ Charlotte	39-72	.542	7-19	.368	26-41	.634	9-32-41	23	22	3	15	9	111
4/14	@ PHILADELPHIA	43-79	.544	3-12	.250	24-38	.632	9-33-42	25	21	10	14	8	113
17,822	Boston	40-86	.465	9-24	.375	19-26	.731	12-28-40	26	23	8	19	4	108
4/16	PHILADELPHIA	38-74	.514	10-23	.435	14-16	.875	5-30-35	24	22	15	21	5	100
20,350	@ Miami	30-73	.411	10-30	.333	17-22	.773	9-25-34	16	16	8	22	2	87

SIXERS 2013-14 SUPERLATIVES

	PHILADELPHIA			OPPONENTS	
Points	36	James Anderson vs. Hou 11/13/13	43	Arron Afflalo vs. Orl 12/3/13	
Points in a Quarter	16	Thaddeus Young (2) vs. Atl 1/31/14 (1st); vs. Mil 2/24/14 (3rd)	29	Joe Johnson (3rd) @ BKN 12/16/13	
Points in a Half	23	Thaddeus Young (1st) vs. Atl 1/31/14	29	Joe Johnson (2nd) @ BKN 12/16/13 Trevor Ariza (1st) vs. Was 3/1/14	
Points in an Overtime	8	Evan Turner (2) vs. Hou 11/13/13; vs. Mil 11/22/13	7	Kyrie Irving (2nd) @ Cle 11/9/13	
Field Goals	14	Thaddeus Young (2) @ Was 11/1/13; @ Por 1/4/14	15	Kyrie Irving @ Cle 11/9/13 Glen Davis vs. Orl 12/3/13	
Field Goal Attempts	31	Thaddeus Young vs. Ind 3/14/14	33	Kyrie Irvingv @ Cle 11/9/13	
Field Goal % (Min. 5 FGA)	.833	Lavoy Allen (5-6) @ Was 11/1/13 Hollis Thompson (5-6) @ Den 1/1/14	1.000	Dorell Wright (5-5) vs. Por 12/14/13	
3-PT Field Goals	6	James Anderson (2) vs. Hou 11/13/13; @ OKC 3/4/1410 Hollis Thompson vs. BKN 4/5/14		Joe Johnson @ BKN 12/16/13 CJ Miles @ Cle 1/7/14	
3-PT FG Attempts	12	James Anderson @ OKC 3/4/14	15	Jeremy Lin vs. Hou 11/13/13	
3-PT FG % (Min. 3 3FGA)	1.000	Thaddeus Young (4-4) @ Mil 12/21/13 Hollis Thompson (2) @ Ind 3/17/14 (4-4); vs. Det 3/29/14 (4-4)	1.000	Dorell Wright (5-5) vs. Por 12/14/13	
Free Throws	14	Henry Sims @ Bos 4/4/14	16	Rudy Gay vs. Sac 3/12/14	
FT Attempts	18	Henry Sims @ Bos 4/4/14	19	DeMarcus Cousins @ Sac 1/2/14 Rudy Gay vs. Sac 3/12/14	
FT % (Min 5 FTA)	1.000	Thaddeus Young (9-9) @ Sac 1/2/14	1.000	Paul Pierce (14-14) @ BKN 2/3/14	
Offensive Rebounds	9	Henry Sims @ Chi 3/22/14	9	Tristan Thompson vs. Cle 11/8/13 Marcin Gortat vs. Was 11/6/13	
Defensive Rebounds	14	Spencer Hawes vs. Cha 1/15/14	16	DeAndre Jordan @ LAC 2/9/14	
Total Rebounds	16	Spencer Hawes @ Was 1/20/14	21	DeAndre Jordan vs. LAC 12/9/13	
Assists	13	Carter-Williams @ Cle 11/9/13	16	John Wall vs. Was 3/1/14 Rajon Rondo @ Bos 4/4/14	
Steals	9	Carter-Williams vs. Mia 10/30/13	7	Shaun Livingston @ BKN 2/3/14	
Blocks	6	Spencer Hawes vs. Cle 11/8/13 Jarvis Varnado vs. Det 3/29/14	9	Anthony Davis @ NO 11/16/13	
Turnovers	9	Evan Turner @ Min 12/11/13	8	Derrick Rose vs. Chi 11/2/13 Jeremy Lin vs. Hou 11/13/13 Victor Oladipo @ Orl 11/27/13	
Minutes	45:10	Thaddeus Young vs. Ind 3/14/14	45:59	Jimmy Butler vs. Chi 3/19/14	
Minutes (OT+)	49:04	Carter-Williams @ Cle 11/9/13	52:25	Arron Afflalo vs. Orl 12/3/13	

SIXERS HIGH	SIXERS LOW	CATEGORY	OPPONENT HIGH	OPPONENT LOW
126 vs. Orl 12/3/13	77 vs. Mem 3/15/14	Points	139 vs. Por 12/14/13	79 vs. Cle 11/8/13
39 @ Min 12/11/13	13 vs. SA 11/11/13	Points/1st Qtr.	46 @ LAC 2/9/14	14 vs. Mia 10/30/13
44 @ Den 1/1/14	12 (4) vs. NY 3/21/14	Points/2nd Qtr.	43 vs. Mil 2/24/14	14 vs. Cle 11/8/13
70 vs. Det 3/29/14	30 @ LAC 2/9/14	Points/1st Half	74 vs. Was 3/1/14	40 vs. Orl 2/26/14
37 @ Cle 11/9/13	14 @ Ind 11/23/13	**Points/3rd Qtr.**	45 vs. Mia 10/30/13	15 @ Mia 4/16/14
35 (2) @ Bos 4/4/14	12 @ Orl 3/2/14	**Points/4th Qtr.**	34 vs. NO 11/29/13	12 vs. GS 11/4/13
66 vs. Mil 2/24/14	34 vs. LAL 2/7/14	**Points/2nd Half**	72 @ BKN 12/16/13	36 @ Mia 4/16/14
17 vs. Hou 11/13/13	8 vs. Orl 12/3/13	**Points/Overtime**	14 vs. Orl 12/3/13	5 vs. Mil 11/22/13
51 vs. BKN 12/20/13	27 @ LAC 2/9/14	**Field Goals**	52 (2) vs. Por 12/14/13	30 (2) @ Mia 4/16/14
103 vs. Hou 11/13/13	71 @ BKN 2/3/14	**Field Goal Attempts**	102 @ Cle 11/9/13	67 vs. Ind 3/14/14
.570 vs. Mil 11/22/13	.270 @ LAC 2/9/14	**Field Goal Percentage**	.623 vs. Dal 2/21/14	.333 vs. Cle 11/8/13
15 vs. LAL 2/7/14	1 @ Chi 3/22/14	**3-PT Field Goals**	21 (2) @ BKN 12/16/13	1 @ Orl 3/2/14
41 vs. NY 3/21/14	14 (2) @ NY 1/22/14	**3-PT FG Attempts**	41 vs. Hou 11/13/13	13 (2) @ Mem 4/11/14
.643 @ NY 1/22/14	.050 @ Chi 3/22/14	**3-PT FG Percentage**	.615 vs. Min 1/6/14	.077 @ Orl 3/2/14
29 vs. Atl 1/31/14	7 (2) vs. Cle 11/8/13	**Free Throws**	40 vs. Sac 3/12/14	8 vs. SA 11/11/13
38 vs. Bos 4/14/14	9 vs. Cle 11/8/13	**Free Throw Attempts**	50 vs. Sac 3/12/14	11 vs. SA 11/11/13
.962 vs. Pho 1/27/14	.429 vs. NO 11/29/13	**Free Throw Percentage**	.920 @ Mil 12/21/13	.556 @ Cle 1/7/14
23 @ Ind 11/23/13	4 vs. Min 1/6/14	**Offensive Rebounds**	25 vs. Det 1/10/14	4 (2) vs. Ind 3/14/14
43 vs. Cha 1/15/14	17 vs. Mil 2/24/14	**Defensive Rebounds**	48 (2) @ OKC 3/4/14	24 vs. Mia 10/30/13
56 vs. Orl 12/3/13	28 vs. Mil 2/24/14	**Total Rebounds**	62 vs. Det 1/10/14	30 @ BKN 2/3/14
36 vs. BKN 12/20/13	11 (2) @ Chi 3/22/14	**Assists**	41 vs. Por 12/14/13	13 @ Ind 3/17/14
33 @ Ind 3/17/14	12 vs. SA 11/11/13	**Fouls**	28 (2) @ Was 1/20/14	12 vs. Cle 11/8/13
16 (2) vs. Mil 2/24/14	2 @ Tor 4/9/14	**Steals**	18 vs. GS 11/4/13	1 vs. Cha 4/2/14
26 (3) @ BKN 2/3/14	8 vs. Orl 2/26/14	**Turnovers**	25 vs. Dal 2/21/14	7 @ Tor 4/9/14
11 @ Sac 1/2/14	0 (4) @ OKC 3/4/14	**Blocks**	17 @ NO 11/16/13	0 (2) @ Atl 3/31/14

SIXERS 2013-14 MISCELLANEOUS STATS

SIXERS RECORD WHEN . . .	OVERALL	HOME	ROAD
Outrebounding opponent	11-15	8-8	3-7
Outrebounded by opponent	6-45	1-21	5-24
Tied in Rebounding	2-3	1-2	1-1
Shooting better than opponent	17-14	8-7	9-7
Shooting worse than opponent	2-49	2-24	0-25
Shooting same as opponent	0-0	0-0	0-0
More FTM than opponent	5-15	4-12	1-3
Fewer FTM than opponent	13-47	6-18	7-29
Same FTM as opponent	1-1	0-1	1-0
More 3FGM than opponent	6-19	4-7	2-12
Fewer 3FGM than opponent	11-43	6-23	5-20
Same 3FGM as opponent	2-1	0-1	2-0
More assists than opponent	8-5	2-1	6-4
Fewer assists than opponent	8-54	6-28	2-26
Same assists as opponent	3-4	2-2	1-2
More turnovers than opponent	8-30	5-15	3-15
Fewer turnovers than opponent	11-29	5-15	6-14
Same turnovers as opponent	0-4	0-1	0-3
Bench outscores opponent bench	7-17	4-9	3-8
Opponent bench outscores PHI bench	12-46	6-22	6-24
Bench scoring equal	0-0	0-0	0-0
Scoring less than 80 points	0-3	0-1	0-2
Scoring between 80-89 points	0-8	0-4	0-4
Scoring between 90-99 points	3-31	2-16	1-15
Scoring between 100-109 points	4-15	1-7	3-8
Scoring 110 or more points	12-6	7-3	5-3
Opponent scores less than 80	1-0	1-0	0-0
Opponent scores between 80-89	1-0	0-0	1-0
Opponent scores between 90-99	4-6	2-2	2-4
Opponent scores between 100-109	9-23	3-13	6-10
Opponent scores 110 or more	4-34	4-16	0-18

NUMBER OF TIMES RECORDING

	POINTS 10+	POINTS 20+	POINTS 30+	REB 10+	AST 10+	BLK 3+	STL 3+
Lavoy Allen	7			3		1	1
James Anderson	42	3	2				9
Lorenzo Brown							1
M. Carter-Williams	61	25	2	8	12	3	18
Brandon Davies	3						
Dewayne Dedmon							
Spencer Hawes	39	7		19		9	2
Eric Maynor	2						
Darius Morris	3	1					1
Arnett Moultrie							1
Byron Mullens	5					1	
Nerlens Noel							
James Nunnally							
Daniel Orton	1			1		2	
Jason Richardson							
Hollis Thompson	14						5
Henry Sims	17	3		5			1
Evan Turner	45	26	2	9			7
Jarvis Varnado						4	
Casper Ware	1						
Elliot Williams	17						3
Tony Wroten	46	13	1	2	1		8
Thaddeus Young	72	29	4	10	1	2	25

Number of Times Leading Team In. . . (includes ties)

	Pts	Reb	Ast	Blk	Stl	Min
Lavoy Allen		5		14	4	
James Anderson	6	4	3	12	13	4
Lorenzo Brown			1	1	2	
M. Carter-Williams	20	20	49	19	28	14
Brandon Davies		2		5	2	
Dewayne Dedmon		1		5		
Spencer Hawes	4	29	8	26	3	4
Eric Maynor				2		
Darius Morris	1		2		2	
Arnett Moultrie		1		2		
Byron Mullens		4		4		
Nerlens Noel						
James Nunally					1	
Daniel Orton				7		
Jason Richardson						
Henry Sims	3	7	2	4	2	
Hollis Thompson		2		5	9	4
Evan Turner	15	7	10	3	12	20
Jarvis Varnado		2	1	11	2	
Casper Ware					1	
Elliot Williams				2	4	
Tony Wroten	14	1	11	8	12	3
Thaddeus Young	28	14	7	11	38	32

GAMES MISSED DUE TO INJURIES/SUSPENSIONS

NAME	INJURY/ILLNESS	DATES OUT	GAMES MISSED
Arnett Moultrie	Left Ankle Injury	10/30 – 2/3	49
	League Suspension	3/31 – 4/9	5
Nerlens Noel	Left Knee Injury	10/30 -	82
Kwame Brown	Right hamstring strain	10/30 – 11/18	12
Daniel Orton	Right Knee Soreness	11/8 – 11/11	2
Michael Carter-Williams	Left Foot Arch Bruise	12/6 – 12/16	4
	Right Knee Soreness/Skin Infection	11/13 – 11/18	7
	Right Shoulder Soreness	2/1	1
Thaddeus Young	Personal Reasons	11/20 – 11/23	3
Tony Wroten	Low Back Strain	11/23 – 11/27	2
	Flu-Like Symptoms/Migraine	1/6 – 1/7	2
	Right Ankle Sprain	1/20 – 1/24; 3/22 – 3/29	6
Spencer Hawes	Left Knee Soreness	11/23 – 11/27	2
Daniel Orton	League Suspension	12/16	1
Evan Turner	Right Knee Soreness	12/28	1
Lavoy Allen	Right Calf Injury	1/10 – 1/17	4
Brandon Davies	Fractured Right Small Finger	1/20 – 3/12	24
Hollis Thompson	Right Ankle Sprain	2/10 – 2/18	3
Lorenzo Brown	Right Foot Soreness	3/8 – 3/12	3
James Anderson	Right Quad Contusion	3/17 – 3/19	2
Byron Mullens	Left Ankle Sprain	3/29 – 4/5	5
Jarvis Varnado	Sore Right Heel	4/12 - 4/16	1
Totals			**221**

SIXERS 2013-14 QUARTER-BY-QUARTER SCORING

					PHILADELPHIA 76ERS								OPPONENTS							
DATE	OPP	H/A	W/L	GM	1ST	2ND	1ST HALF	3RD	4TH	2ND HALF	OTS	TOTAL	1ST	2ND	1ST HALF	3RD	4TH	2ND HALF	OTS	TOTAL
30-Oct	MIA	H	W	1	33	18	51	34	29	63		114	14	35	49	45	16	61		110
1-Nov	WAS	A	W	2	21	23	44	30	35	65		109	33	21	54	20	28	48		102
2-Nov	CHI	H	W	3	22	27	49	33	25	58		107	34	30	64	19	21	40		104
4-Nov	GS	H	L	4	22	20	42	23	25	48		90	36	30	66	32	12	44		110
6-Nov	WAS	H	L	5	27	24	51	25	26	51		102	39	21	60	29	27	56		116
8-Nov	CLE	H	W	6	14	30	44	33	17	50		94	28	14	42	19	18	37		79
9-Nov	CLE	A	L	7	27	21	48	37	22	59	18	125	30	23	53	22	32	54	20	127
11-Nov	SA	H	L	8	13	25	38	26	21	47		85	31	26	57	26	26	52		109
13-Nov	HOU	H	W	9	28	32	60	20	26	46	17	123	31	26	57	33	16	49	11	117
15-Nov	ATL	A	L	10	17	39	56	17	30	47		103	25	29	54	28	31	59		113
16-Nov	NO	A	L	11	22	24	46	20	32	52		98	34	33	67	36	32	68		135
18-Nov	DAL	A	L	12	21	26	47	24	23	47		94	18	25	43	31	23	54		97
20-Nov	TOR	H	L	13	25	23	48	29	21	50		98	25	30	55	38	15	53		108
22-Nov	MIL	H	W	14	28	27	55	20	27	47	13	115	20	33	53	20	29	49	5	107
23-Nov	IND	A	L	15	22	30	52	14	32	46		98	25	31	56	21	29	50		106
27-Nov	ORL	A	L	16	27	23	50	23	21	44		94	33	22	55	22	28	50		105
29-Nov	NO	H	L	17	30	25	55	22	28	50		105	35	26	61	26	34	60		121
1-Dec	DET	A	L	18	25	21	46	36	18	54		100	40	30	70	24	21	45		115
3-Dec	ORL	H	W	19	29	29	58	27	19	46	22	126	34	23	57	23	24	47	21	125
6-Dec	CHA	A	L	20	33	18	51	21	16	37		88	36	26	62	22	21	43		105
7-Dec	DEN	H	L	21	27	26	53	24	15	39		92	25	24	49	28	26	54		103
9-Dec	LAC	H	L	22	17	19	36	24	23	47		83	23	21	44	32	18	50		94
11-Dec	MIN	A	L	23	39	22	61	20	18	38		99	20	28	48	30	28	58		106
13-Dec	TOR	A	L	24	21	27	48	28	24	52		100	36	20	56	27	25	52		108
14-Dec	POR	H	L	25	34	30	64	15	26	41		105	32	39	71	40	28	68		139
16-Dec	BKN	H	L	26	22	26	48	25	21	46		94	32	26	58	42	30	72		130
20-Dec	BKN	H	W	27	29	31	60	22	26	48	13	121	31	26	57	26	25	51	12	120
21-Dec	MIL	A	L	28	23	26	49	23	34	57		106	29	30	59	26	31	57		116
28-Dec	PHO	A	L	29	27	32	59	22	20	42		101	36	24	60	28	27	55		115
29-Dec	LAL	A	W	30	20	32	52	34	25	59		111	22	30	52	25	27	52		104
1-Jan	DEN	A	W	31	24	44	68	27	19	46		114	30	26	56	25	21	46		102
2-Jan	SAC	A	W	32	30	31	61	31	21	52		113	25	26	51	26	27	53		104
4-Jan	POR	A	W	33	32	20	52	17	32	49		101	19	31	50	26	23	49		99
6-Jan	MIN	H	L	34	29	25	54	20	21	41		95	32	38	70	35	21	56		126
7-Jan	CLE	A	L	35	20	21	41	25	27	52		93	36	28	64	27	20	47		111
10-Jan	DET	H	L	36	36	27	63	18	23	41		104	28	27	55	29	30	59		114
11-Jan	NY	H	L	37	28	12	40	28	24	52		92	20	32	52	32	18	50		102
15-Jan	CHA	H	W	38	24	29	53	19	23	42		95	27	18	45	23	24	47		92
17-Jan	MIA	H	L	39	24	17	41	20	25	45		86	34	24	58	21	22	43		101
18-Jan	CHI	A	L	40	19	12	31	20	27	47		78	24	27	51	27	25	52		103
20-Jan	WAS	A	L	41	23	28	51	22	26	48		99	29	32	61	25	21	46		107
22-Jan	NY	A	W	42	33	28	61	23	26	49		110	26	30	56	24	26	50		106
24-Jan	TOR	H	L	43	28	25	53	25	17	42		95	27	25	52	28	24	52		104
25-Jan	OKC	H	L	44	26	18	44	27	20	47		91	26	27	53	30	20	50		103
27-Jan	PHO	H	L	45	26	28	54	28	31	59		113	40	22	62	33	29	62		124
29-Jan	BOS	A	W	46	23	30	53	21	21	42		95	26	21	47	24	23	47		94
31-Jan	ATL	H	L	47	21	31	52	23	24	47		99	27	37	64	38	23	61		125
1-Feb	DET	A	L	48	22	27	49	21	26	47		96	32	25	57	36	20	56		113
3-Feb	BKN	A	L	49	16	33	49	20	33	53		102	24	30	54	30	24	54		108
5-Feb	BOS	H	L	50	23	24	47	35	26	61		108	34	22	56	32	26	58		114
7-Feb	LAL	H	L	51	35	29	64	21	13	34		98	26	35	61	26	25	51		112
9-Feb	LAC	A	L	52	15	15	30	21	27	48		78	46	23	69	31	23	54		123
10-Feb	GS	A	L	53	21	12	33	19	28	47		80	29	37	66	32	25	57		123
12-Feb	UTA	A	L	54	22	26	48	21	31	52		100	31	25	56	22	27	49		105
18-Feb	CLE	H	L	55	25	18	43	19	23	42		85	31	33	64	21	29	50		114
21-Feb	DAL	H	L	56	23	39	62	27	23	50		112	41	28	69	32	23	55		124
24-Feb	MIL	H	L	57	28	16	44	32	34	66		110	30	43	73	33	24	57		130
26-Feb	ORL	H	L	58	22	22	44	23	23	46		90	19	21	40	27	34	61		101
1-Mar	WAS	H	L	59	28	34	62	21	20	41		103	41	33	74	23	25	48		122
2-Mar	ORL	A	L	60	27	19	46	23	12	35		81	28	15	43	23	26	49		92
4-Mar	OKC	A	L	61	23	22	45	31	16	47		92	37	24	61	37	27	64		125
8-Mar	UTA	H	L	62	22	30	52	18	22	40		92	24	26	50	25	29	54		104
10-Mar	NY	A	L	63	31	30	61	24	25	49		110	26	35	61	30	32	62		123
12-Mar	SAC	H	L	64	24	30	54	22	22	44		98	28	30	58	32	25	57		115
14-Mar	IND	H	L	65	20	25	45	21	28	49		94	27	25	52	26	23	49		101
15-Mar	MEM	H	L	66	21	15	36	21	20	41		77	22	23	45	29	29	58		103
17-Mar	IND	A	L	67	24	26	50	17	23	40		90	21	37	58	17	24	41		99
19-Mar	CHI	H	L	68	26	19	45	24	25	49		94	28	24	52	23	27	50		102
21-Mar	NY	H	L	69	24	12	36	29	27	56		92	21	20	41	31	21	52		93
22-Mar	CHI	A	L	70	25	13	38	21	22	43		81	20	21	41	24	26	50		91
24-Mar	SA	A	L	71	24	20	44	24	23	47		91	31	29	60	29	24	53		113
27-Mar	HOU	A	L	72	28	21	49	31	18	49		98	35	28	63	37	20	57		120
29-Mar	DET	H	W	73	33	37	70	28	25	53		123	23	28	51	17	30	47		98
31-Mar	ATL	A	L	74	31	22	53	20	22	42		95	18	25	43	32	28	60		103
2-Apr	CHA	H	L	75	19	19	38	25	30	55		93	31	32	63	25	35	60		123
4-Apr	BOS	A	W	76	23	26	49	27	35	62		111	17	34	51	20	31	51		102
5-Apr	BKN	H	L	77	21	21	42	27	32	59		101	27	30	57	24	24	48		105
9-Apr	TOR	A	L	78	28	32	60	29	25	54		114	34	34	68	30	27	57		125
11-Apr	MEM	A	L	79	24	23	47	17	31	48		95	30	27	57	30	30	60		117
12-Apr	CHA	A	L	80	24	35	59	19	27	46		105	26	30	56	31	24	55		111
14-Apr	BOS	H	W	81	33	34	67	19	27	46		113	33	17	50	34	24	58		108
16-Apr	MIA	A	W	82	29	26	55	29	16	45		100	27	24	51	15	21	36		87

	1ST	2ND	1ST HALF	3RD	4TH	2ND HALF	OTS	TOTAL	1ST	2ND	1ST HALF	3RD	4TH	2ND HALF	OTS	TOTAL
TOTALS	2055	2054	4109	1971	1992	3963	83	8155	2361	2246	4607	2279	2057	4336	69	9012
AVERAGES	25.1	25.0	50.1	24.0	24.3	48.3		99.5	28.8	27.4	56.2	27.8	25.1	52.9		109.9

SIXERS 2013-14 MISCELLANEOUS SCORING

					PHILADELPHIA 76ERS										OPPONENTS									
DATE	OPP	H/A	W/L	GM	BENCH PTS	AVG	IN THE PAINT	AVG	SECOND CHANCE	AVG	FAST BREAK	AVG	PTS OFF TO'S	AVG	BENCH PTS	AVG	IN THE PAINT	AVG	SECOND CHANCE	AVG	FAST BREAK	AVG	PTS OFF TO'S	AVG
30-Oct	MIA	H	W	1	24	24.0	50	50.0	8	8.0	26	26.0	27	27.0	42	42.0	36	36.0	4	4.0	11	11.0	23	23.0
1-Nov	WAS	A	W	2	24	24.0	74	62.0	18	13.0	20	23.0	19	23.0	32	37.0	54	45.0	15	9.5	34	22.5	26	24.5
2-Nov	CHI	H	W	3	29	25.7	44	56.0	14	13.3	10	18.7	15	20.3	30	34.7	56	48.7	21	13.3	23	22.7	14	21.0
4-Nov	GS	H	L	4	36	28.3	44	53.0	15	13.8	20	19.0	17	19.5	23	31.8	30	44.0	10	12.5	35	25.8	23	21.5
6-Nov	WAS	H	L	5	16	25.8	42	50.8	14	13.8	26	20.4	16	18.8	31	31.6	38	42.8	14	12.8	28	26.2	22	21.6
8-Nov	CLE	H	W	6	24	25.5	48	50.3	16	14.2	18	20.0	17	18.5	32	31.7	28	40.3	8	12.0	12	23.8	14	20.3
9-Nov	CLE	A	L	7	26	25.6	50	50.3	23	15.4	4	17.7	14	17.9	30	31.4	40	40.3	17	12.7	14	22.4	27	21.3
11-Nov	SA	H	L	8	26	25.6	52	50.5	15	15.4	9	16.6	16	17.6	45	33.1	46	41.0	15	13.0	9	20.8	23	21.5
13-Nov	HOU	H	W	9	13	24.2	50	50.4	18	15.7	27	17.8	17	17.6	16	31.2	52	42.2	17	13.4	10	19.6	11	20.3
15-Nov	ATL	A	L	10	21	23.9	56	51.0	15	15.6	11	17.1	16	17.4	20	30.1	48	42.8	12	13.3	20	19.6	17	20.0
16-Nov	NO	A	L	11	39	25.3	52	51.1	17	15.7	13	16.7	17	17.4	71	33.8	52	43.6	14	13.4	26	20.2	21	20.1
18-Nov	DAL	A	L	12	13	24.3	54	51.3	10	15.3	31	17.9	22	17.8	17	32.4	26	42.2	7	12.8	16	19.8	11	19.3
20-Nov	TOR	H	L	13	28	24.5	40	50.5	10	14.8	24	18.4	11	17.2	33	32.5	28	41.1	7	12.4	12	19.2	19	19.3
22-Nov	MIL	H	W	14	35	25.3	52	50.6	13	14.7	17	18.3	18	17.3	30	32.3	28	40.1	4	11.8	9	18.5	28	19.9
23-Nov	IND	A	L	15	21	25.0	40	49.9	31	15.8	19	18.3	22	17.6	14	31.1	44	40.4	13	11.9	10	17.9	13	19.5
27-Nov	ORL	A	L	16	36	25.7	36	49.0	9	15.4	4	17.4	21	17.8	26	30.8	52	41.1	12	11.9	19	18.0	17	19.3
29-Nov	NO	H	L	17	39	26.5	52	49.2	20	15.6	6	16.8	13	17.5	38	31.2	60	42.2	16	12.1	25	18.4	19	19.3
1-Dec	DET	A	L	18	24	26.3	54	49.4	9	15.3	22	17.1	26	18.0	27	30.9	52	42.8	17	12.4	20	18.5	25	19.6
3-Dec	ORL	H	W	19	23	26.2	58	49.9	31	16.1	18	17.1	17	17.9	9	29.8	38	42.5	16	12.6	11	18.1	22	19.7
6-Dec	CHA	A	L	20	20	25.9	54	50.1	12	15.9	10	16.8	6	17.4	31	29.9	58	43.3	9	12.4	22	18.3	15	19.5
7-Dec	DEN	H	L	21	28	26.0	64	50.8	20	16.1	15	16.7	20	17.5	54	31.0	42	43.2	19	12.7	5	17.7	9	19.0
9-Dec	LAC	H	L	22	23	25.8	48	50.6	11	15.9	21	16.9	13	17.3	13	30.2	34	42.8	8	12.5	28	18.1	17	18.9
11-Dec	MIN	A	L	23	25	25.8	42	50.3	9	15.6	24	17.2	22	17.5	24	29.9	42	42.8	27	13.1	9	17.7	27	19.3
13-Dec	TOR	A	L	24	19	25.5	40	49.8	6	15.2	13	17.0	16	17.4	22	29.6	40	42.7	9	13.0	12	17.5	19	19.3
14-Dec	POR	H	L	25	36	25.9	52	49.9	8	14.9	9	16.7	19	17.5	60	30.8	38	42.5	23	13.4	17	17.5	20	19.3
16-Dec	BKN	H	L	26	49	26.8	50	49.9	17	15.0	23	16.9	22	17.7	47	31.4	32	42.1	3	13.0	8	17.1	22	19.4
20-Dec	BKN	H	W	27	35	27.1	66	50.5	21	15.2	21	17.1	24	17.9	13	30.7	30	41.6	11	12.9	14	17.0	28	19.7
21-Dec	MIL	A	L	28	19	26.8	52	50.6	18	15.3	15	17.0	13	17.7	34	30.9	42	41.6	13	12.9	17	17.0	20	19.7
28-Dec	PHO	A	L	29	28	26.9	50	50.6	15	15.3	14	16.9	27	18.0	35	31.0	58	42.2	16	13.0	31	17.5	23	19.8
29-Dec	LAL	A	W	30	29	26.9	52	50.6	16	15.3	18	16.9	27	18.3	50	31.6	28	41.7	15	13.1	8	17.2	16	19.7
1-Jan	DEN	A	W	31	34	27.2	54	50.7	25	15.6	17	16.9	8	18.0	26	31.5	46	41.9	13	13.1	5	16.8	19	19.7
2-Jan	SAC	A	W	32	41	27.6	58	50.9	19	15.7	17	16.9	27	18.3	28	31.3	46	42.0	17	13.2	19	16.8	12	19.4
4-Jan	POR	A	W	33	21	27.4	64	51.3	10	15.5	16	16.9	21	18.4	22	31.1	40	41.9	18	13.3	13	16.7	13	19.2
6-Jan	MIN	H	L	34	33	27.6	44	51.1	2	15.1	16	16.9	11	18.1	47	31.5	46	42.1	19	13.5	14	16.6	30	19.6
7-Jan	CLE	A	L	35	43	28.0	52	51.1	10	15.0	17	16.9	22	18.3	29	31.5	42	42.1	19	13.7	8	16.4	10	19.3
10-Jan	DET	H	L	36	16	27.7	64	51.5	18	15.1	28	17.2	21	18.3	35	31.6	50	42.3	22	13.9	24	16.6	19	19.3
11-Jan	NY	H	L	37	20	27.5	52	51.5	7	14.9	13	17.1	16	18.3	50	32.1	42	42.3	13	13.9	14	16.5	18	19.2
15-Jan	CHA	H	W	38	18	27.2	46	51.4	12	14.8	18	17.1	11	18.1	23	31.8	40	42.2	7	13.7	15	16.5	25	19.4
17-Jan	MIA	H	L	39	44	27.6	46	51.2	18	14.9	22	17.2	18	18.1	24	31.6	44	42.3	15	13.7	9	16.3	25	19.5
18-Jan	CHI	A	L	40	29	27.7	52	51.3	16	14.9	12	17.1	8	17.8	44	31.9	42	42.3	9	13.6	25	16.5	14	19.4
20-Jan	WAS	A	L	41	20	27.5	54	51.3	14	14.9	13	17.0	26	18.0	32	31.9	44	42.3	12	13.6	13	16.4	10	19.2
22-Jan	NY	A	W	42	16	27.2	50	51.3	19	15.0	16	17.0	14	17.9	20	31.6	26	41.9	13	13.5	13	16.4	19	19.2
24-Jan	TOR	H	L	43	24	27.1	56	51.4	10	14.9	18	17.0	19	18.0	27	31.5	36	41.8	17	13.6	4	16.1	8	18.9
25-Jan	OKC	H	L	44	22	27.0	54	51.5	17	14.9	20	17.1	29	18.2	27	31.4	44	41.8	11	13.6	12	16.0	17	18.9
27-Jan	PHO	H	L	45	22	26.9	56	51.6	15	14.9	19	17.1	27	18.4	34	31.5	42	41.8	18	13.7	24	16.2	33	19.2
29-Jan	BOS	A	W	46	20	26.8	58	51.7	7	14.7	12	17.0	15	18.3	38	31.6	40	41.8	17	13.7	11	16.0	12	19.0
31-Jan	ATL	H	L	47	41	27.1	42	51.5	15	14.7	23	17.1	18	18.3	70	32.4	58	42.1	12	13.7	21	16.1	26	19.2
1-Feb	DET	A	L	48	33	27.2	64	51.8	12	14.7	16	17.1	17	18.3	29	32.4	60	42.5	32	14.1	21	16.3	20	19.2
3-Feb	BKN	A	L	49	35	27.3	46	51.6	6	14.5	14	17.0	17	18.3	38	32.5	32	42.3	7	13.9	12	16.2	32	19.4
5-Feb	BOS	H	L	50	41	27.6	58	51.8	18	14.6	28	17.3	11	18.1	19	32.2	46	42.4	13	13.9	19	16.2	20	19.5
7-Feb	LAL	H	L	51	41	27.9	42	51.6	16	14.6	11	17.1	18	18.1	42	32.4	46	42.4	7	13.8	20	16.3	21	19.5
9-Feb	LAC	A	L	52	40	28.1	46	51.5	7	14.5	19	17.2	26	18.3	50	32.8	60	42.8	22	13.9	25	16.5	32	19.7
10-Feb	GS	A	L	53	24	28.0	40	51.2	10	14.4	11	17.1	18	18.3	59	33.2	52	42.9	14	13.9	23	16.6	25	19.8
12-Feb	UTA	A	L	54	10	27.7	40	51.0	4	14.2	10	16.9	14	18.2	56	33.7	48	43.0	14	13.9	24	16.7	16	19.8
18-Feb	CLE	H	L	55	32	27.8	48	51.0	12	14.1	13	16.9	17	18.2	51	34.0	48	43.1	17	14.0	20	16.8	16	19.7
21-Feb	DAL	H	L	56	32	27.9	64	51.2	15	14.2	30	17.1	34	18.4	52	34.3	64	43.5	8	13.9	26	16.9	21	19.7
24-Feb	MIL	H	L	57	24	27.8	58	51.3	12	14.1	32	17.4	32	18.7	72	35.0	60	43.8	26	14.1	24	17.1	23	19.8
26-Feb	ORL	H	L	58	39	28.0	38	51.1	10	14.1	25	17.5	7	18.5	21	34.7	48	43.9	10	14.0	16	17.1	4	19.5
1-Mar	WAS	H	L	59	44	28.3	60	51.3	25	14.2	30	17.7	15	18.4	27	34.6	52	44.0	14	14.0	23	17.2	21	19.5
2-Mar	ORL	A	L	60	21	28.1	40	51.1	14	14.2	7	17.5	15	18.4	24	34.4	44	44.0	18	14.1	12	17.1	21	19.6
4-Mar	OKC	A	L	61	36	28.3	36	50.8	16	14.3	18	17.5	25	18.5	42	34.5	58	44.2	12	14.1	27	17.2	22	19.6
8-Mar	UTA	H	L	62	45	28.5	50	50.8	5	14.1	25	17.6	26	18.6	43	34.7	42	44.2	14	14.1	16	17.2	25	19.7
10-Mar	NY	A	L	63	37	28.7	52	50.8	12	14.1	22	17.7	19	18.6	41	34.8	42	44.2	17	14.1	21	17.3	28	19.8
12-Mar	SAC	H	L	64	27	28.6	40	50.7	14	14.1	10	17.6	19	18.6	29	34.7	46	44.2	17	14.2	19	17.3	21	19.8
14-Mar	IND	H	L	65	32	28.7	40	50.5	6	14.0	18	17.6	20	18.6	27	34.6	32	44.0	7	14.0	5	17.1	6	19.6
15-Mar	MEM	H	L	66	26	28.7	46	50.4	16	14.0	20	17.6	22	18.7	46	34.7	50	44.1	10	14.0	14	17.1	26	19.7
17-Mar	IND	A	L	67	9	28.4	36	50.2	15	14.0	6	17.5	12	18.6	24	34.6	48	44.1	23	14.1	9	16.9	22	19.7
19-Mar	CHI	H	L	68	31	28.4	36	50.0	12	14.0	28	17.6	18	18.6	42	34.7	38	44.1	11	14.1	17	16.9	12	19.6
21-Mar	NY	H	L	69	13	28.2	34	49.8	19	14.0	14	17.6	19	18.6	20	34.5	42	44.0	13	14.1	11	16.9	11	19.5
22-Mar	CHI	A	L	70	15	28.0	40	49.6	22	14.2	6	17.4	17	18.6	32	34.4	26	43.8	9	14.0	12	16.8	15	19.4
24-Mar	SA	A	L	71	29	28.0	38	49.5	13	14.1	9	17.3	21	18.6	51	34.7	50	43.9	4	13.8	15	16.8	16	19.4
27-Mar	HOU	A	L	72	25	28.0	36	49.3	18	14.2	15	17.3	17	18.6	36	34.7	62	44.1	24	14.0	34	17.0	26	19.5
29-Mar	DET	H	W	73	46	28.2	60	49.4	23	14.3	29	17.4	25	18.7	54	35.0	46	44.1	19	14.1	24	17.1	19	19.5
31-Mar	ATL	A	L	74	24	28.1	34	49.2	4	14.2	21	17.5	15	18.6	41	35.0	48	44.2	11	14.0	11	17.0	24	19.5
2-Apr	CHA	H	L	75	36	28.3	46	49.2	10	14.1	13	17.4	8	18.5	60	35.4	28	44.0	12	14.0	14	17.0	10	19.4
4-Apr	BOS	A	W	76	35	28.3	54	49.2	15	14.1	10	17.3	23	18.5	37	35.4	38	43.9	25	14.1	19	17.0	17	19.4
5-Apr	BKN	H	L	77	35	28.4	40	49.1	10	14.1	19	17.3	10	18.4	49	35.6	60	44.1	14	14.1	16	17.0	21	19.4
9-Apr	TOR	A	L	78	32	28.5	62	49.3	10	14.0	15	17.3	7	18.3	25	35.4	46	44.1	22	14.2	13	16.9	11	19.3
11-Apr	MEM	A	L	79	52	28.8	48	49.3	8	13.9	16	17.3	19	18.3	65	35.8	60	44.3	12	14.2	18	16.9	20	19.3
12-Apr	CHA	A	L	80	40	28.9	52	49.3	22	14.1	17	17.3	20	18.3	42	35.9	56	44.5	12	14.2	11	16.9	11	19.2
14-Apr	BOS	H	W	81	54	29.2	64	49.5	9	14.0	23	17.3	22	18.3	13	35.6	36	44.4	14	14.2	8	16.8	15	19.1
16-Apr	MIA	A	W	82	45	29.4	52	49.5	8	13.9	22	17.4	37	18.6	33	35.6	28	44.2	12	14.1	5	16.6	22	19.2

	BENCH PTS	AVG	IN THE PAINT	AVG	SECOND CHANCE	AVG	FAST BREAK	AVG	PTS OFF TO'S	AVG	BENCH PTS	AVG	IN THE PAINT	AVG	SECOND CHANCE	AVG	FAST BREAK	AVG	PTS OFF TO'S	AVG
TOTALS	2412	29.4	4060	49.5	1141	13.9	1427	17.4	1523	18.6	2917	35.6	3622	44.2	1160	14.1	1363	16.6	1573	19.2

2013-14 NBA STANDINGS

EASTERN CONFERENCE

ATLANTIC DIVISION

TEAM	W	L	PCT	GB	HOME	ROAD
TORONTO	48	34	.585	-	26-15	22-19
BROOKLYN	44	38	.537	4	28-13	16-25
NEW YORK	37	45	.451	11	19-22	18-23
BOSTON	25	57	.305	23	16-25	9-32
PHILADELPHIA	**19**	**63**	**.232**	**29**	**10-31**	**9-32**

CENTRAL DIVISION

TEAM	W	L	PCT	GB	HOME	ROAD
INDIANA	56	26	.683	-	35-6	21-20
CHICAGO	48	34	.585	8	27-14	21-20
CLEVELAND	33	49	.402	23	19-22	14-27
DETROIT	29	53	.354	27	17-24	12-29
MILWAUKEE	15	67	.183	41	10-31	5-36

SOUTHEAST DIVISION

TEAM	W	L	PCT	GB	HOME	ROAD
MIAMI	54	28	.659	-	32-9	22-19
WASHINGTON	44	38	.537	10	22-19	22-19
CHARLOTTE	43	39	.524	11	25-16	18-23
ATLANTA	38	44	.463	16	24-17	14-27
ORLANDO	23	59	.280	31	19-22	4-37

WESTERN CONFERENCE

SOUTHWEST DIVISION

TEAM	W	L	PCT	GB	HOME	ROAD
SAN ANTONIO	62	20	.756	-	32-9	30-11
HOUSTON	54	28	.659	8	33-8	21-20
MEMPHIS	50	32	.610	12	27-14	23-18
DALLAS	49	33	.598	13	26-15	23-18
NEW ORLEANS	34	48	.415	28	22-19	12-29

NORTHWEST DIVISION

TEAM	W	L	PCT	GB	HOME	ROAD
OKLAHOMA CITY	59	23	.720	-	34-7	25-16
PORTLAND	54	28	.659	5	31-10	23-18
MINNESOTA	40	42	.488	19	24-17	16-25
DENVER	36	46	.439	23	22-19	14-27
UTAH	25	57	.305	34	16-25	9-32

PACIFIC DIVISION

TEAM	W	L	PCT	GB	HOME	ROAD
L.A. CLIPPERS	57	25	.695	-	34-7	23-18
GOLDEN STATE	51	31	.622	6	27-14	24-17
PHOENIX	48	34	.585	9	26-15	22-19
SACRAMENTO	28	54	.341	29	17-24	11-30
L.A. LAKERS	27	55	.329	30	14-27	13-28

2013-14 NBA TEAM HEAD-TO-HEAD COMPARISON

TEAM	ATL	BKN	CHI	DAL	DET	HOU	LAC	MEM	MIL	NO	OKC	PHI	POR	SA	UTA
	BOS	CHA	CLE	DEN	GS	IND	LAL	MIA	MIN	NY	ORL	PHO	SAC	TOR	WAS
ATLANTIC DIVISION															
TOR	2 3	2 0	2 2	2 1	3 1	1 2	0 1	2 0	4 2	2 2	1 3	4 0	0 1	0 --	2 3
BKN	2 3	-- 2	1 2	2 1	1 1	1 0	1 1	2 4	3 1	1 1	1 2	3 2	0 1	1 2	2 0
NY	2 2	3 2	2 2	1 1	1 1	0 1	0 1	0 1	3 1	1 --	0 2	3 1	0 1	1 2	2 0
BOS	2 --	1 2	0 3	0 1	1 0	0 0	0 0	0 2	2 1	0 2	0 3	1 0	0 1	0 1	1 1
PHI	**0 3**	**1 1**	**1 1**	**0 1**	**1 0**	**1 0**	**0 1**	**0 2**	**1 0**	**0 1**	**0 1**	**-- 0**	**1 1**	**0 0**	**0 1**
CENTRAL DIVISION															
IND	2 4	4 2	2 3	0 1	3 1	1 --	2 2	1 2	4 1	2 2	1 3	3 0	1 2	1 2	2 2
CHI	4 3	2 3	-- 3	1 1	3 1	1 2	0 2	1 2	3 1	0 2	0 2	3 2	0 1	1 2	1 1
CLE	0 0	2 0	1 --	0 2	3 1	0 1	1 1	1 0	2 1	0 2	1 4	3 1	0 1	0 1	2 2
DET	2 3	3 0	1 1	0 1	-- 0	0 1	0 0	0 1	3 0	0 2	0 1	3 1	0 2	1 0	1 2
MIL	0 2	0 0	1 2	0 0	1 0	0 0	0 2	0 0	-- 0	0 1	0 2	2 0	0 0	0 0	1 1
SOUTHEAST DIVISION															
MIA	2 1	0 4	2 3	2 1	3 1	1 2	2 2	1 --	3 1	1 3	1 4	1 2	2 1	1 4	1 2
WAS	3 3	3 1	2 2	0 0	2 1	0 1	0 2	0 2	3 1	2 3	1 4	3 1	1 1	0 1	1 --
CHA	1 1	2 --	1 4	1 2	3 2	0 1	1 1	1 0	4 1	1 2	0 2	3 0	1 2	0 3	0 3
ATL	-- 2	1 3	0 3	1 1	2 0	1 2	1 1	0 2	3 1	0 2	0 2	3 0	0 2	0 2	2 1
ORL	2 1	2 2	1 0	0 0	2 0	0 1	1 1	0 0	2 1	1 1	1 --	3 0	1 0	0 0	0 0
SOUTHWEST DIVISION															
SA	2 2	1 2	1 2	4 3	1 4	0 1	2 3	4 1	2 2	4 1	0 2	2 3	2 3	-- 2	4 2
HOU	1 2	1 2	1 2	2 2	2 2	-- 1	0 3	2 1	2 3	3 2	1 2	1 2	3 2	4 1	2 2
MEM	2 2	0 1	1 1	1 3	2 2	2 1	2 3	-- 1	2 2	1 2	1 2	2 4	2 3	0 0	3 2
DAL	1 2	0 1	1 2	-- 1	2 1	2 2	1 3	3 0	2 1	4 1	2 2	2 2	2 3	0 0	4 2
NO	2 2	1 1	2 2	0 2	2 0	1 0	1 2	3 1	2 1	-- 1	1 1	2 0	1 1	0 0	2 0
NORTHWEST DIVISION															
OKC	2 2	1 2	2 1	1 3	2 2	3 1	2 3	3 1	2 3	2 2	-- 1	2 1	2 4	4 1	3 1
POR	2 2	2 1	2 2	1 4	2 2	1 1	2 2	1 0	2 3	3 2	2 1	1 1	-- 3	2 2	4 1
MIN	1 1	1 1	1 1	3 2	2 1	1 1	0 3	2 1	2 --	2 1	1 1	2 1	1 2	1 0	3 1
DEN	1 1	1 0	1 0	3 --	1 2	1 1	2 3	1 1	2 2	2 1	1 2	1 0	0 1	0 1	2 2
UTA	0 1	0 2	1 0	0 2	1 0	1 0	0 2	0 1	1 1	2 0	1 2	2 2	0 2	0 0	-- 1
PACIFIC DIVISION															
LAC	1 2	1 1	2 1	3 2	2 2	4 0	-- 3	1 0	2 4	3 2	2 1	2 3	1 4	1 2	3 2
GS	2 2	1 0	1 1	3 2	2 --	1 1	2 3	2 1	2 2	3 1	1 2	2 2	2 4	0 1	4 1
PHO	2 2	0 2	0 1	1 4	1 2	1 2	1 3	0 0	2 2	4 1	2 2	2 --	3 2	1 2	2 1
SAC	0 1	1 0	1 1	1 2	0 0	2 0	0 1	0 1	2 2	3 1	0 2	1 2	1 --	0 1	1 1

2013-14 NBA INDIVIDUAL STATISTICAL LEADERS

SCORING AVERAGE	G	FG	FT	PTS	AVG
Durant, OKC.	81	849	703	2593	32.0
Anthony, N.Y.	77	743	459	2112	27.4
James, Mia.	77	767	439	2089	27.1
Love, Min.	77	650	520	2010	26.1
Harden, Hou.	73	549	576	1851	25.4
Griffin, LA-C	80	718	482	1930	24.1
Curry, G.S.	78	652	308	1873	24.0
Aldridge, Por.	69	652	296	1603	23.2
Cousins, Sac.	71	591	432	1614	22.7
DeRozan, Tor.	79	604	519	1791	22.7
Jefferson, Cha.	73	700	191	1594	21.8
George, Ind.	80	577	401	1737	21.7
Nowitzki, Dal.	80	633	338	1735	21.7
Irving, Cle.	71	532	291	1478	20.8
Davis, N.O.	67	522	348	1394	20.8
Lillard, Por.	82	553	371	1695	20.7
Thomas, Sac.	72	496	346	1465	20.3
Dragic, Pho.	76	552	316	1542	20.3
Gay, Tor.-Sac.	73	537	318	1457	20.0
Wall, Was.	82	579	317	1583	19.3

REBOUNDS PER GAME	G	OFF	DEF	TOT	AVG
Jordan, LA-C	82	331	783	1114	13.6
Drummond, Det.	81	440	631	1071	13.2
Love, Min.	77	224	739	963	12.5
Howard, Hou.	71	231	635	866	12.2
Cousins, Sac.	71	218	613	831	11.7
Noah, Chi.	80	282	618	900	11.3
Aldridge, Por.	69	166	600	766	11.1
Jefferson, Cha.	73	156	636	792	10.8
Randolph, Mem.	79	265	530	795	10.1
Davis, N.O.	67	207	466	673	10.0
Bogut, G.S.	67	182	489	671	10.0
Duncan, S.A.	74	158	563	721	9.7
Varejao, Cle.	65	187	442	629	9.7
Gasol, LA-L	60	124	456	580	9.7
Gortat, Was.	81	202	565	767	9.5
Griffin, LA-C	80	192	565	757	9.5
Lee, G.S.	69	182	461	643	9.3
Monroe, Det.	82	256	504	760	9.3
Thompson, Cle.	82	269	485	754	9.2
Hickson, Den.	69	206	426	632	9.2

ASSISTS PER GAME	G	AST	AVG
Paul, LA-C	62	663	10.7
Wall, Was.	82	721	8.8
Lawson, Den.	62	543	8.8
Rubio, Min.	82	703	8.6
Curry, G.S.	78	666	8.5
Jennings, Det.	80	609	7.6
Lowry, Tor.	79	586	7.4
Nelson, Orl.	68	476	7.0
Teague, Atl.	79	528	6.7
James, Mia.	77	489	6.4
Thomas, Sac.	72	454	6.3
Carter-Williams, Phi.	**70**	**441**	**6.3**
Williams, Bkn.	64	392	6.1
Walker, Cha.	73	447	6.1
Harden, Hou.	73	446	6.1
Irving, Cle.	71	433	6.1
Conley, Mem.	73	441	6.0
Dragic, Pho.	76	447	5.9
Ellis, Dal.	82	471	5.7
Parker, S.A.	68	388	5.7

FIELD GOAL PCT.	FG	FGA	PCT
Jordan, LA-C	348	515	.676
Drummond, Det.	479	769	.623
Howard, Hou.	473	800	.591
James, Mia.	767	1353	.567
Johnson, Tor.	344	612	.562
Stoudemire, N.Y.	311	558	.557
Lopez, Por.	355	644	.551
Wade, Mia.	415	761	.545
Faried, Den.	447	820	.545
Jones, Hou.	386	712	.542

3-PT FIELD GOAL PCT.	3FG	3GA	PCT
Korver, Atl.	185	392	.472
Miller, Mem.	107	233	.459
Morrow, N.O.	88	195	.451
Calderon, Dal.	191	425	.449
Belinelli, S.A.	126	293	.430
Afflalo, Orl.	128	300	.427
Mills, S.A.	135	318	.425
Curry, G.S.	261	615	.424
Thompson, G.S.	223	535	.417
Hawes, Phi.-Cle.	128	308	.416

FREE THROW PCT.	FT	FTA	PCT
Roberts, N.O.	125	133	.940
Nowitzki, Dal.	338	376	.899
Jackson, OKC.	158	177	.893
Martin, Min.	303	340	.891
Augustin, Tor.-Chi.	201	227	.885
Curry, G.S.	308	348	.885
Durant, OKC.	703	805	.873
Lillard, Por.	371	426	.871
Crawford, LA-C	279	322	.866
Harden, Hou.	576	665	.866

STEALS PER GAME	G	STL	AVG
Paul, LA-C	62	154	2.48
Rubio, Min.	82	190	2.32
Young, Phi.	**79**	**167**	**2.11**
Butler, Chi.	67	127	1.90
George, Ind.	80	151	1.89
Carter-Williams, Phi	**70**	**130**	**1.86**
Brewer, Min.	81	150	1.85
Wall, Was.	82	149	1.82
Millsap, Atl.	74	129	1.74
Leonard, S.A.	66	114	1.73

BLOCKS PER GAME	G	BLK	AVG
Davis, N.O.	67	189	2.82
Ibaka, OKC.	81	219	2.70
Jordan, LA-C	82	203	2.48
Hibbert, Ind.	81	182	2.25
Duncan, S.A.	74	139	1.88
Bogut, G.S.	67	121	1.81
Howard, Hou.	71	128	1.80
Lopez, Por.	82	139	1.70
Henson, Mil.	70	116	1.66
Drummond, Det.	81	131	1.62

MINUTES/GAME	G	MIN	AVG
Anthony, N.Y.	77	2982	38.7
Butler, Chi.	67	2591	38.7
Durant, OKC.	81	3122	38.5
DeRozan, Tor.	79	3017	38.2
Harden, Hou.	73	2777	38.0
James, Mia.	77	2902	37.7
Parsons, Hou.	74	2783	37.6
Ellis, Dal.	82	3023	36.9
Curry, G.S.	78	2846	36.5
Hayward, Utah	77	2800	36.4

2013-14 NBA ROOKIE STATISTICAL LEADERS

SCORING AVERAGE	G	FG	FT	PTS	AVG
Carter-Williams, Phi.	**70**	**427**	**258**	**1167**	**16.7**
Oladipo, Orl.	80	392	248	1106	13.8
Burke, Utah	70	341	102	895	12.8
Hardaway, N.Y.	81	294	106	824	10.2
McLemore, Sac.	82	255	115	720	8.8
Olynyk, Bos.	70	234	99	607	8.7
Kelly, LA-L	59	157	110	472	8.0
Plumlee, Bkn.	70	199	122	520	7.4
Wolters, Mil.	58	170	59	417	7.2
Antic, Atl.	50	123	50	352	7.0
Antetokounmpo, Mil.	77	173	138	525	6.8
McCallum, Sac.	45	113	32	280	6.2
Thompson, Phi.	**77**	**171**	**52**	**461**	**6.0**
Zeller, Cha.	82	172	146	490	6.0
Caldwell-Pope, Det.	80	182	47	470	5.9
McCollum, Por.	38	74	23	201	5.3
Calathes, Mem.	71	142	44	347	4.9
Dieng, Min.	60	113	59	286	4.8
Dellavedova, Cle.	72	122	38	339	4.7
Snell, Chi.	77	129	31	346	4.5

REBOUNDS PER GAME	G	OFF	DEF	TOT	AVG
Carter-Williams, Phi.	**70**	**101**	**336**	**437**	**6.2**
Olynyk, Bos.	70	140	225	365	5.2
Dieng, Min.	60	103	197	300	5.0
Antetokounmpo, Mil.	77	78	261	339	4.4
Plumlee, Bkn.	70	99	209	308	4.4
Zeller, Cha.	82	118	235	353	4.3
Antic, Atl.	50	57	152	209	4.2
Oladipo, Orl.	80	43	286	329	4.1
Adams, OKC.	81	142	190	332	4.1
Dedmon, G.S.-Phi.-Orl	31	38	89	127	4.1
Kelly, LA-L	59	42	177	219	3.7
Faverani, Bos.	37	42	86	128	3.5
Gobert, Utah	45	51	104	155	3.4
Thompson, Phi.	**77**	**73**	**174**	**247**	**3.2**
Bennett, Cle.	52	49	106	155	3.0
Burke, Utah	70	37	171	208	3.0
McLemore, Sac.	82	53	182	235	2.9
Withey, N.O.	58	49	101	150	2.6
Wolters, Mil.	58	33	116	149	2.6
Hummel, Min.	53	35	97	132	2.5

ASSISTS PER GAME	G	AST	AVG
Carter-Williams, Phi.	**70**	**441**	**6.3**
Burke, Utah	70	396	5.7
Oladipo, Orl.	80	327	4.1
Wolters, Mil.	58	187	3.2
Pressey, Bos.	75	241	3.2
Calathes, Mem.	71	207	2.9
McCallum, Sac.	45	120	2.7
Dellavedova, Cle.	72	186	2.6
Mekel, Dal.	31	63	2.0
Antetokounmpo, Mil.	77	150	1.9
Schroder, Atl.	49	93	1.9
Kelly, LA-L	59	95	1.6
Olynyk, Bos.	70	109	1.6
Larkin, Dal.	48	71	1.5
Antic, Atl.	50	58	1.2
Zeller, Cha.	82	92	1.1
McLemore, Sac.	82	82	1.0
Murry, N.Y.	51	49	1.0
Thompson, Phi.	**77**	**73**	**0.9**
Snell, Chi.	77	68	0.9

FIELD GOAL PCT.	FG	FGA	PCT
Plumlee, Bkn.	199	302	.659
Olynyk, Bos.	234	502	.466
Thompson, Phi.	171	372	.460
Wolters, Mil.	170	389	.437
Hardaway, N.Y.	294	687	.428
Zeller, Cha.	172	404	.426
Kelly, LA-L	157	371	.423
Oladipo, Orl.	392	936	.419
Antetokounmpo, Mil.	173	418	.414
Carter-Williams, Phi	**427**	**1054**	**.405**

3-PT FIELD GOAL PCT.	3FG	3GA	PCT
Thompson, Phi.	**67**	**167**	**.401**
Dellavedova, Cle.	57	155	.368
Hardaway, N.Y.	130	358	.363
Antetokounmpo, Mil.	41	118	.347
Kelly, LA-L	48	142	.338
Burke, Utah	111	336	.330
Antic, Atl.	56	171	.327
Oladipo, Orl.	74	226	.327
Snell, Chi.	57	178	.320
McLemore, Sac.	95	297	.320

FREE THROW PCT.	FT	FTA	PCT
Burke, Utah	102	113	.903
Hardaway, N.Y.	106	128	.828
Kelly, LA-L	110	135	.815
Olynyk, Bos.	99	122	.811
McLemore, Sac.	115	143	.804
Oladipo, Orl.	248	318	.780
Zeller, Cha.	146	200	.730
Carter-Williams, Phi	**258**	**367**	**.703**
Antetokounmpo, Mil.	138	202	.683
Plumlee, Bkn.	122	195	.626

STEALS PER GAME	G	STL	AVG
Carter-Williams, Phi	**70**	**130**	**1.86**
Oladipo, Orl.	80	129	1.61
Caldwell-Pope, Det.	80	75	0.94
Calathes, Mem.	71	66	0.93
Pressey, Bos.	75	68	0.91
Antetokounmpo, Mil.	77	60	0.78
Plumlee, Bkn.	70	49	0.70
Thompson, Phi.	**77**	**53**	**0.69**
Wolters, Mil.	58	35	0.60
Burke, Utah	70	42	0.60

BLOCKS PER GAME	G	BLK	AVG
Gobert, Utah	45	41	0.91
Withey, N.O.	58	50	0.86
Dieng, Min.	60	50	0.83
Antetokounmpo, Mil.	77	61	0.79
Plumlee, Bkn.	70	55	0.79
Kelly, LA-L	59	45	0.76
Faverani, Bos.	37	27	0.73
Dedmon, G.S.-Phi.-Orl.	31	22	0.71
Adams, OKC.	81	57	0.70
Carter-Williams, Phi.	**70**	**43**	**0.61**

MINUTES/GAME	G	MIN	AVG
Carter-Williams, Phi.	**70**	**2414**	**34.5**
Burke, Utah	70	2262	32.3
Oladipo, Orl.	80	2487	31.1
McLemore, Sac.	82	2187	26.7
Antetokounmpo, Mil.	77	1897	24.6
Hardaway, N.Y.	81	1875	23.2
Thompson, Phi.	**77**	**1742**	**22.6**
Wolters, Mil.	58	1309	22.6
Kelly, LA-L	59	1312	22.2
Olynyk, Bos.	70	1400	20.0

2013-14 NBA TEAM STATISTICS (TOTALS FOR)

		FIELD GOALS			3-POINTERS			FREE THROWS			REBOUNDS			MISCELLANEOUS							SCORING	
TEAM	G	MADE	ATT.	PCT.	MADE	ATT.	PCT.	MADE	ATT.	PCT.	OFF.	DEF.	TOT.	AST	PF	DQ	STL	TO	BLK	PTS	AVG.
LA-C	82	3208	6761	.474	693	1966	.352	1741	2384	.730	858	2668	3526	2016	1767	11	703	1136	397	8850	107.9
Hou.	82	3118	6603	.472	779	2179	.358	1814	2549	.712	920	2797	3717	1755	1676	12	621	1323	461	8829	107.7
Minn.	82	3189	7176	.444	600	1757	.341	1790	2301	.778	1025	2644	3669	1964	1504	7	718	1142	296	8768	106.9
Port.	82	3207	7134	.450	770	2071	.372	1569	1926	.815	1022	2786	3808	1904	1576	8	454	1125	387	8753	106.7
OKC.	82	3194	6782	.471	664	1839	.361	1653	2052	.806	887	2781	3668	1794	1858	8	678	1256	501	8705	106.2
S.A.	82	3326	6844	.486	698	1757	.397	1289	1642	.785	762	2786	3548	2064	1495	3	604	1180	420	8639	105.4
Phoe.	82	3172	6845	.463	765	2055	.372	1520	2004	.758	928	2601	3529	1563	1798	11	688	1258	374	8629	105.2
Dall.	82	3249	6858	.474	721	1877	.384	1378	1733	.795	840	2514	3354	1935	1636	4	704	1110	356	8597	104.8
Den.	82	3147	7042	.447	702	1959	.358	1563	2154	.726	1009	2717	3726	1838	1890	18	615	1305	459	8559	104.4
G.S.	82	3236	7005	.462	774	2037	.380	1303	1731	.753	896	2819	3715	1912	1784	15	642	1247	407	8549	104.3
LA-L	82	3139	6980	.450	774	2032	.381	1390	1835	.757	745	2620	3365	2006	1627	10	611	1239	446	8442	103.0
Miami	82	3142	6272	.501	665	1829	.364	1431	1884	.760	627	2397	3024	1847	1596	5	732	1212	367	8380	102.2
Tor.	82	2992	6718	.445	713	1917	.372	1608	2055	.782	935	2552	3487	1737	1882	21	577	1159	343	8305	101.3
Det.	82	3182	7124	.447	507	1580	.321	1415	2111	.670	1196	2525	3721	1714	1666	9	687	1193	395	8286	101.0
Atl.	82	3061	6688	.458	768	2116	.363	1392	1782	.781	713	2565	3278	2041	1577	4	680	1251	326	8282	101.0
Wash.	82	3177	6920	.459	647	1704	.380	1253	1715	.731	886	2573	3459	1909	1675	10	668	1204	377	8254	100.7
Sac.	82	3026	6766	.447	491	1475	.333	1698	2237	.759	990	2656	3646	1547	1849	15	587	1249	318	8241	100.5
N.O.	82	3101	6761	.459	486	1303	.373	1489	1936	.769	933	2486	3419	1745	1857	17	647	1129	523	8177	99.7
Phil.	**82**	**3108**	**7150**	**.435**	**577**	**1847**	**.312**	**1362**	**1918**	**.710**	**949**	**2556**	**3505**	**1791**	**1844**	**12**	**765**	**1384**	**330**	**8155**	**99.5**
N.Y.	82	3027	6739	.449	759	2038	.372	1271	1670	.761	870	2437	3307	1641	1815	8	631	1063	367	8084	98.6
Bkn.	82	2931	6391	.459	709	1922	.369	1508	2002	.753	721	2407	3128	1714	1777	6	705	1191	311	8079	98.5
Clev.	82	3036	6955	.437	584	1640	.356	1398	1861	.751	989	2629	3618	1738	1640	6	579	1163	304	8054	98.2
Cha.	82	2976	6730	.442	516	1471	.351	1474	2000	.737	776	2724	3500	1778	1493	4	499	1010	421	7942	96.9
Ind.	82	2949	6573	.449	550	1542	.357	1485	1907	.779	834	2831	3665	1651	1675	7	550	1237	446	7933	96.7
Orl.	82	3022	6784	.445	563	1596	.353	1307	1714	.763	794	2654	3448	1726	1678	13	630	1222	350	7914	96.5
Bos.	82	2996	6883	.435	575	1729	.333	1325	1706	.777	980	2505	3485	1726	1743	15	584	1261	343	7892	96.2
Mem.	82	3122	6723	.464	405	1147	.353	1235	1666	.741	950	2526	3476	1792	1568	5	631	1124	375	7884	96.1
Milw.	82	2952	6737	.438	548	1553	.353	1377	1843	.747	971	2399	3370	1760	1713	11	541	1238	403	7829	95.5
Utah	82	2951	6652	.444	543	1577	.344	1346	1803	.747	904	2477	3381	1664	1699	15	570	1200	366	7791	95.0
Chi.	82	2843	6577	.432	508	1459	.348	1486	1908	.779	937	2683	3620	1860	1565	6	594	1223	424	7680	93.7

2013-14 NBA TEAM STATISTICS (AVERAGES FOR)

		FIELD GOALS			3-POINTERS			FREE THROWS			REBOUNDS			MISCELLANEOUS							SCORING
TEAM	G	MADE	ATT.	PCT.	MADE	ATT.	PCT.	MADE	ATT.	PCT.	OFF.	DEF.	TOT.	AST	PF	DQ	STL	TO	BLK	PTS
Atl.	82	37.33	81.56	.458	9.37	25.80	.363	16.98	21.73	.781	8.70	31.28	39.98	24.89	19.23	0.05	8.29	15.26	3.98	101.0
Bos.	82	36.54	83.94	.435	7.01	21.09	.333	16.16	20.80	.777	11.95	30.55	42.50	21.05	21.26	0.18	7.12	15.38	4.18	96.2
Bkn.	82	35.74	77.94	.459	8.65	23.44	.369	18.39	24.41	.753	8.79	29.35	38.15	20.90	21.67	0.07	8.60	14.52	3.79	98.5
Cha.	82	36.29	82.07	.442	6.29	17.94	.351	17.98	24.39	.737	9.46	33.22	42.68	21.68	18.21	0.05	6.09	12.32	5.13	96.9
Chi.	82	34.67	80.21	.432	6.20	17.79	.348	18.12	23.27	.779	11.43	32.72	44.15	22.68	19.09	0.07	7.24	14.91	5.17	93.7
Clev.	82	37.02	84.82	.437	7.12	20.00	.356	17.05	22.70	.751	12.06	32.06	44.12	21.20	20.00	0.07	7.06	14.18	3.71	98.2
Dall.	82	39.62	83.63	.474	8.79	22.89	.384	16.80	21.13	.795	10.24	30.66	40.90	23.60	19.95	0.05	8.59	13.54	4.34	104.8
Den.	82	38.38	85.88	.447	8.56	23.89	.358	19.06	26.27	.726	12.30	33.13	45.44	22.41	23.05	0.22	7.50	15.91	5.60	104.4
Det.	82	38.80	86.88	.447	6.18	19.27	.321	17.26	25.74	.670	14.59	30.79	45.38	20.90	20.32	0.11	8.38	14.55	4.82	101.0
G.S.	82	39.46	85.43	.462	9.44	24.84	.380	15.89	21.11	.753	10.93	34.38	45.30	23.32	21.76	0.18	7.83	15.21	4.96	104.3
Hou.	82	38.02	80.52	.472	9.50	26.57	.358	22.12	31.09	.712	11.22	34.11	45.33	21.40	20.44	0.15	7.57	16.13	5.62	107.7
Ind.	82	35.96	80.16	.449	6.71	18.80	.357	18.11	23.26	.779	10.17	34.52	44.70	20.13	20.43	0.09	6.71	15.09	5.44	96.7
LA-C	82	39.12	82.45	.474	8.45	23.98	.352	21.23	29.07	.730	10.46	32.54	43.00	24.59	21.55	0.13	8.57	13.85	4.84	107.9
LA-L	82	38.28	85.12	.450	9.44	24.78	.381	16.95	22.38	.757	9.09	31.95	41.04	24.46	19.84	0.12	7.45	15.11	5.44	103.0
Mem.	82	38.07	81.99	.464	4.94	13.99	.353	15.06	20.32	.741	11.59	30.80	42.39	21.85	19.12	0.06	7.70	13.71	4.57	96.1
Miami	82	38.32	76.49	.501	8.11	22.30	.364	17.45	22.98	.760	7.65	29.23	36.88	22.52	19.46	0.06	8.93	14.78	4.48	102.2
Milw.	82	36.00	82.16	.438	6.68	18.94	.353	16.79	22.48	.747	11.84	29.26	41.10	21.46	20.89	0.13	6.60	15.10	4.91	95.5
Minn.	82	38.89	87.51	.444	7.32	21.43	.341	21.83	28.06	.778	12.50	32.24	44.74	23.95	18.34	0.09	8.76	13.93	3.61	106.9
N.O.	82	37.82	82.45	.459	5.93	15.89	.373	18.16	23.61	.769	11.38	30.32	41.70	21.28	22.65	0.21	7.89	13.77	6.38	99.7
N.Y.	82	36.91	82.18	.449	9.26	24.85	.372	15.50	20.37	.761	10.61	29.72	40.33	20.01	22.13	0.10	7.70	12.96	4.48	98.6
OKC.	82	38.95	82.71	.471	8.10	22.43	.361	20.16	25.02	.806	10.82	33.91	44.73	21.88	22.66	0.10	8.27	15.32	6.11	106.2
Orl.	82	36.85	82.73	.445	6.87	19.46	.353	15.94	20.90	.763	9.68	32.37	42.05	21.05	20.46	0.16	7.68	14.90	4.27	96.5
Phil.	**82**	**37.90**	**87.20**	**.435**	**7.04**	**22.52**	**.312**	**16.61**	**23.39**	**.710**	**11.57**	**31.17**	**42.74**	**21.84**	**22.49**	**0.15**	**9.33**	**16.88**	**4.02**	**99.5**
Phoe.	82	38.68	83.48	.463	9.33	25.06	.372	18.54	24.44	.758	11.32	31.72	43.04	19.06	21.93	0.13	8.39	15.34	4.56	105.2
Port.	82	39.11	87.00	.450	9.39	25.26	.372	19.13	23.49	.815	12.46	33.98	46.44	23.22	19.22	0.10	5.54	13.72	4.72	106.7
Sac.	82	36.90	82.51	.447	5.99	17.99	.333	20.71	27.28	.759	12.07	32.39	44.46	18.87	22.55	0.18	7.16	15.23	3.88	100.5
S.A.	82	40.56	83.46	.486	8.51	21.43	.397	15.72	20.02	.785	9.29	33.98	43.27	25.17	18.23	0.04	7.37	14.39	5.12	105.4
Tor.	82	36.49	81.93	.445	8.70	23.38	.372	19.61	25.06	.782	11.40	31.12	42.52	21.18	22.95	0.26	7.04	14.13	4.18	101.3
Utah	82	35.99	81.12	.444	6.62	19.23	.344	16.41	21.99	.747	11.02	30.21	41.23	20.29	20.72	0.18	6.95	14.63	4.46	95.0
Wash.	82	38.74	84.39	.459	7.89	20.78	.380	15.28	20.91	.731	10.80	31.38	42.18	23.28	20.43	0.12	8.15	14.68	4.60	100.7

2013-14 NBA TEAM STATISTICS (TOTALS AGAINST)

	FIELD GOALS			3-POINTERS			FREE THROWS			REBOUNDS			MISCELLANEOUS						SCORING		
TEAM	MADE	ATT.	PCT.	MADE	ATT.	PCT.	MADE	ATT.	PCT.	OFF.	DEF.	TOT.	AST	PF	DQ	STL	TO	BLK	PTS	AVG.	DIFF
Chi.	2867	6660	.430	538	1532	.351	1256	1668	.753	876	2508	3384	1604	1714	12	621	1178	490	7528	91.8	+1.9
Ind.	2850	6786	.420	538	1561	.345	1334	1768	.755	856	2521	3377	1525	1793	6	593	1120	378	7572	92.3	+4.4
Mem.	2924	6500	.450	615	1731	.355	1292	1686	.766	809	2403	3212	1632	1553	6	591	1162	410	7755	94.6	+1.6
Cha.	3022	6838	.442	665	1800	.369	1251	1649	.759	785	2766	3551	1718	1716	7	514	1090	415	7960	97.1	-0.2
Miami	2961	6475	.457	694	1917	.362	1374	1832	.750	886	2420	3306	1751	1675	8	667	1369	256	7990	97.4	+4.8
S.A.	3096	6976	.444	529	1500	.353	1285	1691	.760	862	2600	3462	1669	1585	4	628	1137	378	8006	97.6	+7.7
Tor.	2957	6573	.450	568	1578	.360	1557	2071	.752	854	2505	3359	1719	1815	16	596	1224	352	8039	98.0	+3.2
N.Y.	2934	6401	.458	713	1921	.371	1568	2050	.765	843	2600	3443	1618	1611	5	513	1193	277	8149	99.4	-0.8
Wash.	3038	6632	.458	612	1763	.347	1462	1912	.765	827	2633	3460	1824	1600	10	631	1314	320	8150	99.4	+1.3
G.S.	3019	6920	.436	569	1656	.344	1548	2023	.765	878	2671	3549	1683	1584	10	649	1232	342	8155	99.5	+4.8
Bkn.	2980	6511	.458	662	1802	.367	1539	2026	.760	921	2594	3515	1723	1704	11	608	1296	337	8161	99.5	-1.0
OKC.	2984	6842	.436	705	1968	.358	1512	2080	.727	900	2456	3356	1785	1672	12	669	1248	296	8185	99.8	+6.3
Bos.	3101	6675	.465	539	1553	.347	1517	1993	.761	871	2596	3467	1813	1564	7	609	1168	373	8258	100.7	-4.5
LA-C	3068	6958	.441	595	1791	.332	1547	2049	.755	1011	2575	3586	1908	1919	17	570	1261	284	8278	101.0	+7.0
Atl.	3163	6843	.462	654	1793	.365	1341	1793	.748	882	2688	3570	1901	1643	9	672	1247	354	8321	101.5	-0.5
Clev.	3097	6847	.452	765	2083	.367	1365	1803	.757	841	2648	3489	2037	1599	10	587	1144	461	8324	101.5	-3.3
Orl.	3126	6861	.456	659	1778	.371	1449	1881	.770	859	2746	3605	1848	1500	4	581	1146	445	8360	102.0	-5.4
Utah	3138	6639	.473	599	1591	.376	1504	1945	.773	846	2640	3486	1789	1673	10	617	1034	401	8379	102.2	-7.2
N.O.	3055	6567	.465	652	1827	.357	1637	2176	.752	881	2538	3419	1845	1664	7	577	1185	504	8399	102.4	-2.7
Dall.	3096	6673	.464	678	1888	.359	1530	2019	.758	943	2569	3512	1808	1633	7	635	1312	288	8400	102.4	+2.4
Phoe.	3118	6840	.456	556	1632	.341	1621	2115	.766	926	2586	3512	1664	1749	10	613	1258	332	8413	102.6	+2.6
Port.	3248	7203	.451	534	1504	.355	1396	1822	.766	944	2622	3566	1675	1698	17	639	984	304	8426	102.8	+4.0
Hou.	3197	7218	.443	666	1889	.353	1395	1844	.757	977	2439	3416	1821	1993	16	704	1149	460	8455	103.1	+4.6
Sac.	3103	6734	.461	696	1833	.380	1577	2139	.737	813	2568	3381	1927	1897	23	637	1116	459	8479	103.4	-2.9
Milw.	3146	6722	.468	697	1826	.382	1511	2011	.751	961	2608	3569	1870	1690	7	640	1158	413	8500	103.7	-8.2
Minn.	3321	7048	.471	663	1820	.364	1244	1645	.756	908	2717	3625	1875	1936	18	644	1346	457	8549	104.3	+2.7
Det.	3208	6820	.470	683	1872	.365	1487	1967	.756	913	2612	3525	2001	1699	8	670	1230	403	8586	104.7	-3.7
Den.	3238	7086	.457	605	1724	.351	1654	2168	.763	930	2665	3595	1843	1778	11	694	1178	459	8735	106.5	-2.1
LA-L	3440	7350	.468	666	1843	.361	1412	1942	.727	1068	2950	4018	2112	1580	3	790	1164	387	8958	109.2	-6.3
Phil.	**3284**	**6975**	**.471**	**739**	**1998**	**.370**	**1705**	**2261**	**.754**	**976**	**2871**	**3847**	**2144**	**1686**	**5**	**736**	**1391**	**558**	**9012**	**109.9**	**-10.5**
AVG.'S	3093	6806	.454	635	1766	.360	1462	1934	.756	895	2611	3505	1804	1697	10	630	1201	386	8283	101.0	---
	92779				52974		43870				78315		54132		296		36034		248482		
		204173		19054				58029		26847		105162		50923		18895		11593			

2013-14 NBA TEAM STATISTICS (AVERAGES AGAINST)

		FIELD GOALS			3-POINTERS			FREE THROWS			REBOUNDS			MISCELLANEOUS							SCORING
TEAM	G	MADE	ATT.	PCT.	MADE	ATT.	PCT.	MADE	ATT.	PCT.	OFF.	DEF.	TOT.	AST	PF	DQ	STL	TO	BLK	PTS
Atl.	82	38.57	83.45	.462	7.98	21.87	.365	16.35	21.87	.748	10.76	32.78	43.54	23.18	20.04	0.11	8.20	15.21	4.32	101.5
Bos.	82	37.82	81.40	.465	6.57	18.94	.347	18.50	24.30	.761	10.62	31.66	42.28	22.11	19.07	0.09	7.43	14.24	4.55	100.7
Bkn.	82	36.34	79.40	.458	8.07	21.98	.367	18.77	24.71	.760	11.23	31.63	42.87	21.01	20.78	0.13	7.41	15.80	4.11	99.5
Cha.	82	36.85	83.39	.442	8.11	21.95	.369	15.26	20.11	.759	9.57	33.73	43.30	20.95	20.93	0.09	6.27	13.29	5.06	97.1
Chi.	82	34.96	81.22	.430	6.56	18.68	.351	15.32	20.34	.753	10.68	30.59	41.27	19.56	20.90	0.15	7.57	14.37	5.98	91.8
Clev.	82	37.77	83.50	.452	9.33	25.40	.367	16.65	21.99	.757	10.26	32.29	42.55	24.84	19.50	0.12	7.16	13.95	5.62	101.5
Dall.	82	37.76	81.38	.464	8.27	23.02	.359	18.66	24.62	.758	11.50	31.33	42.83	22.05	19.91	0.09	7.74	16.00	3.51	102.4
Den.	82	39.49	86.41	.457	7.38	21.02	.351	20.17	26.44	.763	11.34	32.50	43.84	22.48	21.68	0.13	8.46	14.37	5.60	106.5
Det.	82	39.12	83.17	.470	8.33	22.83	.365	18.13	23.99	.756	11.13	31.85	42.99	24.40	20.72	0.10	8.17	15.00	4.91	104.7
G.S.	82	36.82	84.39	.436	6.94	20.20	.344	18.88	24.67	.765	10.71	32.57	43.28	20.52	19.32	0.12	7.91	15.02	4.17	99.5
Hou.	82	38.99	88.02	.443	8.12	23.04	.353	17.01	22.49	.757	11.91	29.74	41.66	22.21	24.30	0.20	8.59	14.01	5.61	103.1
Ind.	82	34.76	82.76	.420	6.56	19.04	.345	16.27	21.56	.755	10.44	30.74	41.18	18.60	21.87	0.07	7.23	13.66	4.61	92.3
LA-C	82	37.41	84.85	.441	7.26	21.84	.332	18.87	24.99	.755	12.33	31.40	43.73	23.27	23.40	0.21	6.95	15.38	3.46	101.0
LA-L	82	41.95	89.63	.468	8.12	22.48	.361	17.22	23.68	.727	13.02	35.98	49.00	25.76	19.27	0.04	9.63	14.20	4.72	109.2
Mem.	82	35.66	79.27	.450	7.50	21.11	.355	15.76	20.56	.766	9.87	29.30	39.17	19.90	18.94	0.07	7.21	14.17	5.00	94.6
Miami	82	36.11	78.96	.457	8.46	23.38	.362	16.76	22.34	.750	10.80	29.51	40.32	21.35	20.43	0.10	8.13	16.70	3.12	97.4
Milw.	82	38.37	81.98	.468	8.50	22.27	.382	18.43	24.52	.751	11.72	31.80	43.52	22.80	20.61	0.09	7.80	14.12	5.04	103.7
Minn.	82	40.50	85.95	.471	8.09	22.20	.364	15.17	20.06	.756	11.07	33.13	44.21	22.87	23.61	0.22	7.85	16.41	5.57	104.3
N.O.	82	37.26	80.09	.465	7.95	22.28	.357	19.96	26.54	.752	10.74	30.95	41.70	22.50	20.29	0.09	7.04	14.45	6.15	102.4
N.Y.	82	35.78	78.06	.458	8.70	23.43	.371	19.12	25.00	.765	10.28	31.71	41.99	19.73	19.65	0.06	6.26	14.55	3.38	99.4
OKC.	82	36.39	83.44	.436	8.60	24.00	.358	18.44	25.37	.727	10.98	29.95	40.93	21.77	20.39	0.15	8.16	15.22	3.61	99.8
Orl.	82	38.12	83.67	.456	8.04	21.68	.371	17.67	22.94	.770	10.48	33.49	43.96	22.54	18.29	0.05	7.09	13.98	5.43	102.0
Phil.	**82**	**40.05**	**85.06**	**.471**	**9.01**	**24.37**	**.370**	**20.79**	**27.57**	**.754**	**11.90**	**35.01**	**46.91**	**26.15**	**20.56**	**0.06**	**8.98**	**16.96**	**6.80**	**109.9**
Phoe.	82	38.02	83.41	.456	6.78	19.90	.341	19.77	25.79	.766	11.29	31.54	42.83	20.29	21.33	0.12	7.48	15.34	4.05	102.6
Port.	82	39.61	87.84	.451	6.51	18.34	.355	17.02	22.22	.766	11.51	31.98	43.49	20.43	20.71	0.21	7.79	12.00	3.71	102.8
Sac.	82	37.84	82.12	.461	8.49	22.35	.380	19.23	26.09	.737	9.91	31.32	41.23	23.50	23.13	0.28	7.77	13.61	5.60	103.4
S.A.	82	37.76	85.07	.444	6.45	18.29	.353	15.67	20.62	.760	10.51	31.71	42.22	20.35	19.33	0.05	7.66	13.87	4.61	97.6
Tor.	82	36.06	80.16	.450	6.93	19.24	.360	18.99	25.26	.752	10.41	30.55	40.96	20.96	22.13	0.20	7.27	14.93	4.29	98.0
Utah	82	38.27	80.96	.473	7.30	19.40	.376	18.34	23.72	.773	10.32	32.20	42.51	21.82	20.40	0.12	7.52	12.61	4.89	102.2
Wash.	82	37.05	80.88	.458	7.46	21.50	.347	17.83	23.32	.765	10.09	32.11	42.20	22.24	19.51	0.12	7.70	16.02	3.90	99.4
ONE TEAM	37.72	83.00	.454	7.75	21.53	.360	17.83	23.59	.756	10.91	31.84	42.75	22.00	20.70	0.12	7.68	14.65	4.71	101.0	
BOTH TEAMS	75.43	165.99	.454	15.49	43.07	.360	35.67	47.18	.756	21.83	63.67	85.50	44.01	41.40	0.24	15.36	29.30	9.43	202.0	

2013-14 NBA TEAM STATISTICS (RANK FOR)

	ATL	BOS	BKN	CHA	CHI	CLE	DAL	DEN	DET	GS	HOU	IND	LAC	LAL	MEM	MIA	MIL	MIN	NO	NY	OKC	ORL	**PHI**	PHO	POR	SAC	SA	TOR	UTA	WAS
PPG	15	26	21	23	30	22	8	9	14	10	2	24	1	11	27	12	28	3	18	20	5	25	19	7	4	17	6	13	29	16
FG%	13	28	12	25	30	27	4	19	20	9	5	17	3	14	7	1	26	23	11	16	6	21	29	8	15	18	2	22	24	10
FT%	6	10	18	24	7	20	3	27	30	19	28	8	26	17	23	14	21	9	11	13	2	12	29	16	1	15	4	5	22	25
3PT%	13	28	11	23	24	18	2	15	29	4	16	17	22	3	19	12	20	26	6	7	14	21	30	8	10	27	1	9	25	5
ORPG	29	7	28	25	11	6	22	4	1	17	15	23	21	27	9	30	8	2	13	20	18	24	10	14	3	5	26	12	16	19
DRPG	18	24	28	7	9	14	23	8	22	2	3	1	10	15	21	30	29	13	25	27	6	12	19	16	4t	11	4t	20	26	17
RPG	28	18	29	16	10	11	26	2	3	5	4	8	14	25	19	30	24	6	22	27	7	21	15	13	1	9	12	17	23	20
APG	2	22t	24t	16	10	20	6	12	24t	7	18	27	3	4	14	11	17	5	19	28	13	22t	15	29	9	30	1	21	26	8
SPG	9	23	4	29	21	24	5	18	8	13	17	27	6	19	14t	2	28	3	12	14t	10	16	1	7	30	22	20	25	26	11
TPG	24	27	12	1	18	10	3	28	13	22	29	19	7	21	4	16	20	8	6	2	25	17	30	26	5	23	11	9	14	15
BPG	26	23t	28	8	7	29	21	4	13	10	3	5t	12	5t	16	18t	11	30	1	18t	2	22	25	17	14	27	9	23t	20	15
FPG	7	19	21	1	4	11	10	30	12	22	15	13t	20	9	5	8	18	3	27	24	28	16	25	23	6	26	2	29	17	13t
DQ	2t	24t	7t	2t	7t	7t	2t	29	15	24t	21t	10t	18t	16t	5t	5t	18t	10t	28	12t	12t	23	21t	18t	12t	24t	1	30	24t	16t

2013-14 NBA TEAM STATISTICS (RANK AGAINST)

	ATL	BOS	CHA	CHI	CLE	DAL	DEN	DET	GS	HOU	IND	LAC	LAL	MEM	MIA	MIL	MIN	NJ	NO	NY	OKC	ORL	**PHI**	PHO	POR	SAC	SA	TOR	UTA	WAS
PPG	15	13	11	4	1	16	20	28	27	10	23	2	14	29	3	5	25	26	19	8	12	17	30	21	22	24	6	7	18	9
FG%	21	23	17	6	2	12	22	15	27	4	7	1	5	26	9	16	25	29	24	19	3	13	28	14	11	20	8	10	30	18
FT%	4	21	19	18	9	16	17	22	13	25	15	11	12	2	27	5	6	14	8	24	1	29	10	28	26	3	20	7	30	23
3PT%	20	5	23	24	8	22	15	7	21	3	9	4	1	17	12	18	30	19	13	27	14	26	25	2	11	29	10	16	28	6
ORPG	16	12	21	1	13	5	24	23	20	14	28	9	29	30	2	17	26	19	15	6	18	10	27	22	25	3	11	8	7	4
DRPG	25	14	13	28	6	22	10	23	18	24	3	7	11	30	1	2	17	26	8	15t	4	27	29	12	19	9	15t	5	21	20
RPG	24	13	18	21	7	15	16t	26	19	20	8	5	25	30	1	2	23	28	9	10	3	27	29	16t	22	6	12	4	14	11
APG	24	16	11	9	2	28	15	19	27	8	17	1	25	29	4	12	22	23	20	3	13	21	30	5	7	26	6	10	14	18
SPG	26	11	10	2	14	6	17	27	25	22	28	8	3	30	7	23	20	21	4	1	24	5	29	12	19	18	15	9	13	16
TPG	10	18	6	28	16t	24	5	16t	12	11	22	26	7	19	20	2	21	3	15	14	9	23	1	8	30	27	25	13	29	4
BPG	12	13	9	21	28	27	4	24t	18	10	26	14t	3	16	19	1	20	23	29	2	5	22	30	8	6	24t	14t	11	17	7
FPG	20	28	11	9	10	24	21	7	12	26	1	6	3	27	29	16	14	2	19	22	18	30	15	8	13	4	25	5	17	23
DQ	16	19t	9t	19t	7t	11t	19t	9t	17t	11t	5t	24t	3t	30	24t	17t	19t	2	19t	26t	7t	28t	26t	11t	3t	1	28t	5t	11t	11t

2013-14 NBA TEAM STATISTICS (COMBINED RANK)

	ATL	BOS	CHA	CHI	CLE	DAL	DEN	DET	GS	HOU	IND	LAC	LAL	MEM	MIA	MIL	MIN	NJ	NO	NY	OKC	ORL	**PHI**	PHO	POR	SAC	SA	TOR	UTA	WAS
PPG/Dif.	17	25	19	16	13	23	12	20	24	4	6	7	2	27	14	5	29	10	21	18	3	26	30	11	8	22	1	9	28	15
OR%	28	6	27	26	9	10	23	5	1	18	8	21	20	30	2	29	12	7	13	19	14	25	22	15	3	4	24	11	16	17
DR%	17	19	28	1	11	6	25	15	23	5	20	2	26	30	7	24	29	16	21	18	9	10	27	22	13	3	4	12	14	8
TR%	27	12	28	19	6	4	25	9	1	14	13	11	24	30	3	29	22	10	16	20	8	23	26	17	5	2	21	7	18	15

MISCELLANEOUS STATS

	PPG GAME		FG%		TPG		REB %			>100 PTS		OVERTIME		3-PT GAMES		10+ PTS	
TEAM	**OWN**	**OPP.**	**OWN**	**OPP.**	**OWN**	**OPP.**	**OFF.**	**DEF.**	**TOT.**	**OWN**	**OPP.**	**W**	**L**	**W**	**L**	**W**	**L**
Atlanta	101.0	101.5	.458	.462	15.3	15.2	.210	.744	.477	35	34	4	1	8	9	15	16
Boston	96.2	100.7	.435	.465	15.4	14.2	.274	.742	.508	55	36	1	1	5	9	9	23
Brooklyn	98.5	99.5	.459	.458	14.5	15.8	.217	.723	.470	41	46	3	4	8	3	17	20
Charlotte	96.9	97.1	.442	.442	12.3*	13.3	.219	.776*	.498	51	53	6	3	8	8	18	19
Chicago	93.7	91.8*	.432	.430	14.9	14.4	.272	.754	.513	57	66	3	3	6	5	27	19
Cleveland	98.2	101.5	.437	.452	14.2	14.0	.272	.758	.515	49	37	5	3	7	5	13	27
Dallas	104.8	102.4	.474	.464	13.5	16.0	.246	.727	.487	19	34	1	5	11	11	23	10
Denver	104.4	106.5	.447	.457	15.9	14.4	.275	.745	.510	31	23	0	3	8	5	16	24
Detroit	101.0	104.7	.447	.470	14.5	15.0	.314*	.734	.524*	36	27	0	4	2	6	16	25
Golden State	104.3	99.5	.462	.436	15.2	15.0	.251	.763	.507	28	41	3	3	11	8	28	9
Houston	107.7	103.1	.472	.443	16.1	14.0	.274	.741	.508	19	31	3	2	7	6	30	9
Indiana	96.7	92.3	.449	.420*	15.1	13.7	.249	.768	.508	52	61	4	0	4	3	29	17
L.A. Clippers	107.9*	101.0	.474	.441	13.9	15.4	.250	.725	.488	18	34	2	1	4	3	30	9
L.A. Lakers	103.0	109.2	.450	.468	15.1	14.2	.202	.710	.456	30	21	0	1	5	5	12	33
Memphis	96.1	94.6	.464	.450	13.7	14.2	.283	.757	.520	55	55	3	2	10	4	18	13
Miami	102.2	97.4	.501*	.457	14.8	16.7	.206	.730	.468	33	49	2	4	8	7	29	10
Milwaukee	95.5	103.7	.438	.468	15.1	14.1	.271	.714	.493	48	24	1	6	4	5	4	33
Minnesota	106.9	104.3	.444	.471	13.9	16.4	.274	.744	.509	23	28	3	2	5	6	26	18
New Orleans	99.7	102.4	.459	.465	13.8	14.5	.269	.738	.504	42	31	5	0	7	8	10	21
New York	98.6	99.4	.449	.458	13.0	14.5	.251	.743	.497	45	42	2	3	3	8	19	22
Oklahoma City	106.2	99.8	.471	.436	15.3	15.2	.265	.756	.510	20	45	3	1	10	4	33	8
Orlando	96.5	102.0	.445	.456	14.9	14.0	.224	.755	.490	53	33	2	5	5	7	10	30
Philadelphia	**99.5**	**109.9**	**.435**	**.471**	**16.9**	**17.0***	**.248**	**.724**	**.486**	**45**	**12**	**4**	**1**	**6**	**3**	**4**	**46**
Phoenix	105.2	102.6	.463	.456	15.3	15.3	.264	.737	.501	28	31	1	2	2	9	19	7
Portland	106.7	102.8	.450	.451	13.7	12.0	.280	.747	.514	21	31	5	2	8	9	24	13
Sacramento	100.5	103.4	.447	.461	15.2	13.6	.278	.766	.522	36	30	4	2	4	9	12	26
San Antonio	105.4	97.6	.486	.444	14.4	13.9	.227	.764	.495	20	42	2	0	7	0	35	12
Toronto	101.3	98.0	.445	.450	14.1	14.9	.272	.749	.511	36	45	1	6	3	8	24	6
Utah	95.0	102.2	.444	.473	14.6	12.6	.255	.745	.500	55	33	2	1	5	4	9	39
Washington	100.7	99.4	.459	.458	14.7	16.0	.252	.757	.504	36	42	4	8	5	9	19	14
COMPOSITE; 2460 games	101.0		.454		14.6		.255	.745		1117	1117	79		186		578	

* - League Leader

REBOUND PERCENTAGES

OFF. - Percentage of a given team's missed shots which that team rebounds.

DEF. - Percentage of opponents' missed shots which a given team rebounds.

TOT. - Average of offensive and defensive rebound percentages.

>> Back to Table of Contents



★ ATLANTA HAWKS ★

Mike Budenholzer

2014-15 SCHEDULE

12/10/14	@ ATL
1/13/15	@ PHI
1/31/15	@ ATL
3/7/15	@ PHI

ALL-TIME SERIES RESULTS

Overall:	187-176
Home:	107-55
Away:	62-106
Neutral:	18-15

PLAYOFFS

Overall:	6-1
Home:	4-0
Away:	2-1

GENERAL INFORMATION

Franchise Timeline (Established) ..... Tri-Cities Blackhawks (1949-50), Milwaukee Hawks (1951-52), St. Louis Hawks (1955-56), Atlanta Hawks (1968-69)
Address ..... 101 Marietta Street, Suite 1900, Atlanta, GA 30303
Managing Partner ..... Michael Gearon
President of Basketball Operations and General Manager ..... Danny Ferry
Head Coach ..... Mike Buldenholzer
Assistant Coaches ..... Kenny Atkinson, Darvin Ham, Taylor Jenkins, Neven Spahija, Charles Lee, Ben Sullivan
Head Athletic Trainer ..... Wally Blase
Public Relations ..... Garin, Narain, Jon Steinberg, Jason Roose
Home Court ..... Phillips Arena (18,118)

BROADCAST INFORMATION

Radio ..... WZGS (92.9 FM): Steve Holman,
Television ..... SportSouth: Bob Rathbun, Dominique Wilkins, Andre Aldridge

ALL-TIME SERIES INFORMATION

SIXERS

Largest Margin of Victory: 47, 12/8/82
Most Pts. Scored: 144, 2/23/61
Fewest Pts. Scored: 68, 4x last 2/26/54

HAWKS

Largest Margin of Victory: 42, 4/5/89
Most Pts. Scored: 149, 1/30/93
Fewest Pts. Scored: 59, 11/10/53

SIXERS 2013-14 SEASON SERIES STATISTICS VS. HAWKS

PLAYER	G-GS	MIN	FG-A	PCT	3FG-A	PCT	FT-A	PCT	OFF	DEF	TOT	AST	PF-DQ	STL	TO	BLK	PTS	AVG
Young	3-3	99	25-44	.568	8-13	.615	11-14	.786	7	11	18	6	10-0	11	10	3	69	23.0
Carter-Williams	2-2	67	11-23	.478	1-5	.200	10-12	.833	1	12	13	14	7-0	4	6	0	33	16.5
Turner	2-2	63	12-29	.414	0-2	.000	9-10	.900	2	7	9	8	4-0	0	11	1	33	16.5
Williams	2-0	43	6-14	.429	2-6	.333	11-13	.846	2	6	8	1	3-0	1	0	0	25	12.5
Wroten	3-1	74	13-40	.325	0-10	.000	8-10	.800	0	2	2	12	9-0	2	8	0	34	11.3
Hawes	2-2	50	8-16	.500	1-4	.250	3-4	.750	3	13	16	4	4-0	0	1	0	20	10.0
Allen	2-0	37	8-15	.533	0-1	.000	2-4	.500	6	8	14	2	4-0	1	0	3	18	9.0
Morris	1-0	17	3-7	.429	3-4	.750	0-0	---	0	0	0	3	2-0	0	2	0	9	9.0
Sims	1-1	27	3-8	.375	0-0	---	2-3	.667	2	3	5	2	3-0	1	1	0	8	8.0
Anderson	3-3	102	9-28	.321	3-14	.214	0-0	---	2	9	11	10	4-0	3	8	2	21	7.0
Thompson	3-1	64	6-13	.462	3-6	.500	2-3	.667	0	9	9	3	7-0	2	3	0	17	5.7
Varnado	1-0	21	2-3	.667	0-0	---	1-7	.143	1	8	9	0	1-0	0	2	3	5	5.0
Dedmon	1-0	16	1-2	.500	0-0	---	0-0	---	2	2	4	0	6-1	0	0	2	2	2.0
Davies	2-0	22	1-3	.333	1-2	.500	0-0	---	0	5	5	0	3-0	1	1	0	3	1.5
Orton	1-0	5	0-0	---	0-0	---	0-0	---	0	2	2	0	2-0	0	1	0	0	0.0
Ware	1-0	14	0-5	.000	0-4	.000	0-0	---	0	0	0	0	2-0	1	1	0	0	0.0
76ERS	3	720	108-250	.432	22-71	.310	59-80	.738	28	97	125	65	71-1	27	57	14	297	99.0

HAWKS 2013-14 SEASON SERIES STATISTICS VS. SIXERS

PLAYER	G-GS	MIN	FG-A	PCT	3FG-A	PCT	FT-A	PCT	OFF	DEF	TOT	AST	PF-DQ	STL	TO	BLK	PTS	AVG
Horford	1-1	35	8-15	.533	0-0	---	4-4	1.000	1	7	8	3	0-0	1	2	3	20	20.0
Teague	3-3	92	17-37	.459	2-6	.333	21-22	.955	2	6	8	23	6-0	4	9	0	57	19.0
Millsap	3-2	92	16-34	.471	1-3	.333	15-26	.577	5	20	25	11	7-0	11	9	2	48	16.0
Carroll	3-3	90	17-32	.531	9-17	.529	0-0	---	3	17	20	10	8-0	5	4	1	43	14.3
Williams	3-0	62	13-30	.433	4-14	.286	11-11	1.000	2	7	9	12	3-0	3	3	0	41	13.7
Korver	3-3	87	9-20	.450	7-15	.467	10-11	.909	1	10	11	5	7-0	1	8	1	35	11.7
Scott	3-0	42	11-21	.524	0-2	.000	4-5	.800	4	10	14	4	3-0	1	2	0	26	8.7
Brand	3-0	56	10-19	.526	0-1	.000	4-5	.800	4	12	16	3	8-0	0	0	0	24	8.0
Ayon	2-2	40	6-9	.667	0-0	---	1-2	.500	2	9	11	4	8-0	2	4	2	13	6.5
Mack	2-0	26	5-7	.714	1-2	.500	0-0	---	1	2	3	4	1-0	1	0	0	11	5.5
Nunnally	1-0	12	1-4	.250	1-2	.500	2-2	1.000	0	3	3	0	2-0	0	0	0	5	5.0
Schroder	3-0	44	5-10	.500	0-0	---	4-5	.800	1	1	2	4	1-0	2	5	0	14	4.7
Antic	1-1	21	1-8	.125	0-5	.000	0-0	---	2	2	4	2	4-0	0	1	0	2	2.0
Muscala	1-0	4	1-2	.500	0-0	---	0-0	---	0	2	2	0	1-0	0	1	0	2	2.0
Cunningham	1-0	5	0-0	---	0-0	---	0-2	.000	0	0	0	1	1-0	0	0	0	0	0.0
Martin	1-0	13	0-6	.000	0-3	.000	0-0	---	0	2	2	0	2-0	0	1	0	0	0.0
HAWKS	3	720	120-254	.472	25-70	.357	76-95	.800	28	110	138	86	62-0	31	50	9	341	113.7

DATE		PHI	OPP
11/17/49	H	W	79	76
12/7/49	A	W	77	69
12/21/49	A	W	96	84
1/5/50	H	W	82	73
2/1/50	A	L	83	91
2/16/50	H	W	105	74
3/18/50	A	W	89	88*
11/9/50	H	W	89	70
11/16/50	A	L	75	79
12/14/50	H	L	69	78
12/20/50	A	L	83	86
1/10/51	A	W	97	96
1/25/51	H	W	113	87
12/6/51	N	L	70	73
12/13/51	H	W	89	82
12/25/51	N	W	70	65
12/27/51	H	L	68	69
1/22/52	A	W	93	82
1/31/52	H	W	88	79
11/20/52	H	W	92	73
12/7/52	H	W	71	67
12/8/52	A	L	89	101
1/30/53	A	L	68	84
2/19/53	H	W	82	72
3/3/53	A	L	70	75
11/10/53	A	W	74	59
11/15/53	H	W	69	61
12/1/53	A	W	76	69*
12/10/53	H	W	96	76
12/27/53	H	W	96	75
2/7/54	H	W	88	73
2/23/54	N	L	68	70
2/26/54	A	W	68	62
11/7/54	H	W	97	80
11/13/54	A	L	72	85
11/25/54	H	W	91	85
1/2/55	H	L	79	91
1/9/55	A	L	72	77
2/12/55	H	W	92	66
2/14/55	N	W	82	81
3/4/55	A	W	99	96
3/13/55	H	L	76	77
11/12/55	A	W	91	81
11/20/55	H	W	84	80
1/2/56	A	W	84	82
1/12/56	H	W	93	78
1/22/56	H	L	105	109
1/28/56	A	L	85	93
2/24/56	N	L	103	116
3/8/56	H	W	92	88
3/12/56	N	W	97	92
11/3/56	A	W	75	73
11/4/56	H	L	76	78
11/20/56	A	L	81	104
12/16/56	H	W	101	91
12/27/56	A	L	95	102
1/19/57	H	L	96	104
2/7/57	H	W	112	110
2/11/57	N	L	101	107
2/27/57	A	W	108	93
11/5/57	A	L	101	115
11/15/57	H	W	91	86
11/16/57	A	L	101	118
12/21/57	N	L	136	146
1/16/58	H	W	112	96
2/2/58	A	W	102	100
2/8/58	H	L	102	103
2/23/58	H	W	101	92
3/7/58	A	L	100	102
11/18/58	A	W	120	94
11/26/58	H	L	107	112
11/27/58	A	L	98	107
1/16/59	A	L	89	102

DATE		PHI	OPP
2/4/59	H	L	11	113
2/9/59	N	L	94	99
2/26/59	H	W	130	111
2/27/59	A	L	113	128
3/11/59	H	L	130	132*
11/26/59	A	L	95	112
12/1/59	N	L	101	106
12/2/59	H	W	130	121
12/26/59	H	W	117	104
12/28/59	A	L	106	120
1/14/60	H	W	119	112
1/15/60	A	L	140	141*
1/31/60	A	L	110	117
2/25/60	H	W	110	105
10/25/60	A	L	100	123
11/24/60	A	L	97	132
11/30/60	N	W	135	126
12/9/60	N	L	118	131
12/18/60	A	L	103	104
12/26/60	A	L	112	133
1/11/61	H	W	133	128
1/29/61	A	L	108	125
2/23/61	H	W	144	116
3/9/61	H	W	129	119
10/26/61	N	L	107	110
10/31/61	A	W	107	99
11/3/61	H	L	94	106
11/25/61	A	L	108	141
1/10/62	H	W	134	122
1/23/62	A	L	107	115
2/2/62	N	W	135	101
3/7/62	H	W	129	126
10/31/62	N	W	126	108
11/9/62	H	W	101	93
11/17/62	A	L	107	113
11/27/62	A	L	105	120
1/2/63	H	W	120	95
1/22/63	N	L	93	113
1/29/63	A	L	105	123
1/31/63	H	W	112	100
2/12/63	A	L	100	128
11/2/63	A	L	99	128
11/8/63	H	W	108	106
12/5/63	H	L	103	106
12/7/63	A	L	120	129
12/10/63	N	L	103	113
1/9/64	H	W	122	115
2/15/64	A	L	110	118
2/25/64	N	L	107	115
3/11/64	A	W	124	111
10/24/64	A	L	86	126
10/27/64	N	W	100	81
11/17/64	A	L	107	114
11/20/64	H	L	115	118
11/29/64	A	W	97	94
1/9/65	A	W	104	102
1/11/65	N	L	90	100
2/2/65	N	W	119	105
2/4/65	H	W	123	119
3/3/65	A	L	110	124
11/16/65	N	W	107	98
12/30/65	A	L	113	130
1/8/66	A	L	105	115
1/9/66	A	W	127	117
1/23/66	A	W	104	98
1/24/66	N	W	110	107
2/2/66	N	L	89	96
2/15/66	N	W	121	109
3/8/66	N	W	112	106
3/9/66	H	W	123	115
10/21/66	H	W	119	110
11/3/66	N	W	120	108
11/29/66	H	W	137	116

DATE		PHI	OPP
12/10/66	A	W	133	123
12/16/66	H	W	124	113
1/13/67	H	W	125	107
1/23/67	N	W	112	105
1/29/67	A	L	108	114
2/19/67	A	W	123	122
11/17/67	N	W	125	117
11/22/67	A	L	113	115
12/15/67	H	W	107	98
1/6/68	A	W	107	96
1/10/68	H	L	122	134
2/11/68	N	W	119	93
2/25/68	A	W	126	119
11/15/68	A	W	116	115
1/8/69	H	W	112	111
1/26/69	A	W	119	115
1/29/69	H	W	119	96
3/6/69	A	L	99	138
3/15/69	H	W	122	120
11/11/69	A	L	107	124
11/22/69	A	W	132	116
12/27/69	A	L	107	112
1/2/70	H	W	121	117
1/13/70	H	W	136	105
3/17/70	H	L	125	128
11/6/70	H	W	118	112
11/10/70	A	L	104	109
11/22/70	A	L	115	125
1/26/71	H	W	129	122
3/14/71	A	L	101	108
3/16/71	H	L	125	130
10/16/71	A	W	104	102
11/6/71	H	W	101	96
12/4/71	A	L	109	126
1/16/72	A	L	116	124
2/25/72	N	W	114	110
3/21/72	H	L	111	117
11/4/72	A	L	120	128
12/23/72	N	L	112	124
12/27/72	H	L	120	121
1/17/73	H	L	105	122
3/2/73	H	L	107	130
3/4/73	A	L	130	138
11/10/73	A	L	97	120
12/26/73	A	L	118	145
1/11/74	N	W	121	100
2/8/74	H	W	104	84
2/11/74	A	W	116	95
3/22/74	H	L	106	107
10/22/74	A	L	92	125
12/23/74	H	W	100	88
3/21/75	H	W	114	103
3/22/75	A	L	100	104
11/23/75	A	L	111	115
1/24/76	H	W	130	116
1/25/76	A	W	112	109
3/12/76	H	W	109	107
4/10/76	A	L	109	123
11/20/76	A	W	123	106
1/19/77	H	W	114	94
3/8/77	A	L	98	99
3/16/77	H	W	109	100
11/15/77	A	W	114	93
12/14/77	H	L	99	108
3/8/78	H	W	108	97
3/31/78	A	L	110	111*
10/25/78	H	W	118	117
11/18/78	A	L	116	124
12/29/78	H	W	113	107
3/6/79	A	L	91	94
10/31/79	A	L	97	102
11/2/79	H	L	81	85
12/14/79	H	L	98	103

DATE		PHI	OPP
12/15/79	A	L	96	112
3/11/80	A	W	102	97*
3/26/80	H	W	84	81
10/25/80	A	W	113	100
10/31/80	H	W	107	96
12/2/80	A	L	108	112*
12/5/80	H	W	104	100
2/3/81	A	W	97	93
2/15/81	H	W	116	98
10/31/81	A	W	108	106
11/6/81	H	L	99	106
12/1/81	A	W	107	98
1/15/82	H	L	90	96
3/5/82	H	W	89	80
4/9/82	A	L	88	103
11/30/82	A	L	97	111
12/8/82	H	W	132	85
1/11/83	A	W	109	99
2/9/83	H	W	106	93
3/30/83	H	W	120	113
4/12/83	A	L	97	102
11/17/83	A	L	94	99
11/30/83	H	W	122	110
2/3/84	H	L	88	99
2/4/84	A	L	97	102
3/16/84	H	L	102	105
3/27/84	A	L	78	97
10/27/84	A	W	111	108
1/16/85	H	W	122	99
2/4/85	H	W	106	92
3/6/85	H	W	96	86
4/2/85	A	W	102	91
11/2/85	A	L	113	114*
12/14/85	A	L	103	107
3/4/86	A	L	121	128
3/5/86	H	L	114	122*
3/26/86	H	W	112	103
11/2/86	H	L	113	122
1/7/87	A	W	109	102
1/14/87	H	W	96	93
2/23/87	A	L	103	112
3/18/87	H	W	109	107
4/8/87	A	L	92	110
11/14/87	A	L	83	104
12/25/87	H	L	100	106
2/9/88	A	L	110	112
3/15/88	A	L	90	104
4/1/88	H	L	93	105
4/15/88	H	L	101	103*
11/11/88	H	W	107	105
12/14/88	A	L	96	103
1/13/89	H	W	114	101
4/5/89	A	L	93	135
12/2/89	A	L	92	100
12/13/89	H	W	112	103
4/7/90	A	W	112	108
4/10/90	H	L	111	123
11/14/90	H	W	112	104
11/24/90	A	W	124	121
2/27/91	H	W	107	103
3/12/91	A	W	133	129**
11/22/91	H	L	92	99
1/28/92	A	L	109	110
3/4/92	H	W	107	102
4/4/92	A	W	126	121
11/25/92	H	L	105	111
12/12/92	A	W	103	96
1/30/93	A	L	123	149
2/24/93	H	L	107	132
11/17/93	H	L	90	92
11/27/93	A	L	79	111
2/26/94	H	L	102	118
4/16/94	A	L	94	123

DATE		PHI	OPP
11/22/94	A	L	99	102
1/18/95	A	W	92	80
2/6/95	H	L	92	107
4/11/95	H	L	106	110*
11/29/95	A	L	81	106
1/19/96	H	L	77	82
4/6/96	A	W	100	99
12/14/96	A	L	81	106
3/6/97	H	L	104	117
4/9/97	H	L	101	116
4/19/97	A	L	104	136
11/5/97	H	L	88	93
1/29/98	A	L	99	109*
3/13/98	H	W	107	86
4/14/98	A	L	94	95
2/14/99	H	W	78	70
2/20/99	H	L	69	76
3/27/99	A	L	99	103*
1/15/00	A	W	101	98
1/19/00	H	W	107	89
4/5/00	H	W	107	86
4/14/00	A	W	104	92
11/24/00	A	W	76	67
1/3/01	H	W	98	80
3/9/01	H	W	108	103
11/16/01	H	W	98	78
12/11/01	A	L	87	89
12/21/01	H	W	94	83
3/9/02	A	W	112	91
12/21/02	A	L	77	79
1/29/03	H	L	83	97
3/21/03	H	L	105	114
3/29/03	A	W	110	89
11/29/03	H	W	98	86
2/24/04	A	L	75	86
4/6/04	A	W	103	100*
12/6/04	A	L	92	96
2/4/05	H	W	103	85
3/5/05	A	W	98	97
4/20/05	H	W	110	86
12/14/05	H	W	106	101
12/23/05	A	L	108	111
3/22/06	H	W	115	106
11/1/06	H	W	88	75
1/27/07	A	W	104	89
3/13/07	A	L	92	104
4/8/07	H	W	109	104*
12/3/07	H	L	79	88
2/4/08	A	L	91	96
4/4/08	A	W	109	104
4/5/08	H	L	85	92
11/1/08	A	L	88	95
1/11/09	A	W	109	94
3/31/09	H	W	98	85
11/27/09	H	L	86	100
3/3/10	A	L	93	112
3/26/10	H	W	105	98
10/29/10	H	L	101	104
12/3/10	A	L	88	93
2/8/11	A	W	117	83
3/23/11	H	W	105	100
1/20/12	H	W	90	76
2/4/12	A	W	98	87
3/31/12	H	W	95	90
12/21/12	H	W	99	80
3/6/13	A	L	96	107
4/5/13	A	W	101	90
4/10/13	H	L	101	124
11/15/13	A	L	103	113
1/31/14	H	L	99	125
3/31/14	A	L	95	103

*overtime
**double-overtime

★ BOSTON CELTICS ★

Brad Stevens

2014-15 SCHEDULE

11/19/14	@ PHI
12/15/14	@ PHI
2/6/15	@ BOS
3/16/15	@ BOS

ALL-TIME SERIES RESULTS

Overall:	184-244
Home:	120-80
Away:	52-142
Neutral:	12-22

PLAYOFFS

Overall:	46-54
Home:	31-16
Away:	15-38

GENERAL INFORMATION

Franchise Timeline (Established) ..... Boston Celtics (1946-47)
Address ..... 226 Causeway St., 4th Floor; Boston, Mass. 02114
Managing Partner, Governor & Chief Executive Officer ..... Wyc Grousbeck
President ..... Rich Gotham
President of Basketball Operations ..... Danny Ainge
Head Coach ..... Brad Stevens
Assistant Coaches ..... Jay Larranaga, Walter McCarty, Micah Shrewsberry, Jamie Young, Darren Erman
Athletic Trainer ..... Ed Lacerte
Media Relations ..... Jeff Twiss, Heather Walker, Brian Olive, Taylor Kielpinski-Rogers
Home Court: ..... TD Banknorth Garden (18,624)

BROADCAST INFORMATION

Radio ..... CBS Radio Sean Grande, Cedric Maxwell
Television ..... Comcast SportsNet New England: Mike Gorman, Brian Scalabrine, Abby Chin

ALL-TIME SERIES INFORMATION

SIXERS

Largest Margin of Victory: 42, 10/29/66
Most Pts. Scored: 150, 3/6/70
Fewest Pts. Scored: 65, 3/28/04

CELTICS

Largest Margin of Victory: 37, 12/20/87
Most Pts. Scored: 148, 1/19/63
Fewest Pts. Scored: 65, 2/17/53

SIXERS 2013-14 SEASON SERIES STATISTICS VS. CELTICS

PLAYER	G-GS	MIN	FG-A	PCT	3FG-A	PCT	FT-A	PCT	OFF	DEF	TOT	AST	PF-DQ	STL	TO	BLK	PTS	AVG
Sims	2-2	66	11-20	.550	0-0	---	15-20	.750	4	10	14	5	4-0	1	2	0	37	18.5
Carter-Williams	4-4	137	27-57	.474	0-5	.000	12-20	.600	3	25	28	25	13-0	6	11	5	66	16.5
Hawes	2-2	69	12-27	.444	4-8	.500	5-5	1.000	2	20	22	6	6-0	2	4	3	33	16.5
Young	4-4	141	28-64	.438	6-19	.316	4-10	.400	9	13	22	15	11-0	5	4	4	66	16.5
Turner	2-2	67	11-30	.367	0-7	.000	6-8	.750	0	12	12	12	8-1	3	1	0	28	14.0
Wroten	4-0	95	19-39	.487	1-6	.167	15-17	.882	2	4	6	13	8-0	8	15	0	54	13.5
Anderson	4-4	102	14-29	.483	4-12	.333	5-7	.714	2	16	18	10	7-0	1	4	3	37	9.3
Ware	1-0	14	4-6	.667	1-2	.500	0-0	---	0	1	1	1	1-0	0	0	0	9	9.0
Williams	4-0	75	13-18	.722	3-4	.750	5-8	.625	1	3	4	6	4-0	4	4	0	34	8.5
Davies	2-0	24	7-9	.778	0-1	.000	2-5	.400	3	0	3	1	7-0	2	1	0	16	8.0
Allen	2-0	42	5-17	.294	0-1	.000	2-2	1.000	10	5	15	3	7-0	0	1	0	12	6.0
Varnado	2-0	30	3-3	1.000	0-0	---	5-9	.556	0	4	4	1	3-0	1	0	4	11	5.5
Thompson	4-2	84	5-14	.357	4-8	.500	6-9	.667	2	8	10	1	8-0	4	3	0	20	5.0
Dedmon	1-0	15	2-3	.667	0-0	---	0-0	---	0	4	4	0	3-0	0	1	1	4	4.0
76ERS	4	960	161-336	.479	23-73	.315	82-120	.683	38	125	163	99	90-1	37	54	20	427	106.8
113																		

CELTICS 2013-14 SEASON SERIES STATISTICS VS. SIXERS

PLAYER	G-GS	MIN	FG-A	PCT	3FG-A	PCT	FT-A	PCT	OFF	DEF	TOT	AST	PF-DQ	STL	TO	BLK	PTS	AVG
Green	4-4	144	30-55	.545	10-19	.526	26-34	.765	5	16	21	9	11-1	3	9	5	96	24.0
Bradley	2-2	68	15-37	.405	2-13	.154	5-6	.833	0	4	4	4	4-0	4	3	0	37	18.5
Sullinger	3-2	101	20-47	.426	2-9	.222	11-13	.846	13	20	33	7	14-1	2	8	5	53	17.7
Bayless	3-1	96	16-45	.356	8-21	.381	4-6	.667	0	7	7	8	12-0	5	8	0	44	14.7
Olynyk	4-1	85	20-39	.513	5-10	.500	7-9	.778	7	14	21	10	11-0	0	6	3	52	13.0
Bass	4-4	125	19-39	.487	0-0	---	12-14	.857	15	15	30	3	12-0	2	3	6	50	12.5
Rondo	3-3	105	12-23	.522	0-2	.000	3-6	.500	5	26	31	41	5-0	4	14	0	27	9.0
Humphries	3-1	50	6-14	.429	0-0	---	8-10	.800	8	11	19	2	4-0	1	2	3	20	6.7
Johnson	4-0	61	7-25	.280	5-15	.333	4-4	1.000	3	9	12	4	7-0	3	3	0	23	5.8
Babb	1-0	6	1-2	.500	1-2	.500	0-0	---	0	1	1	0	1-0	0	0	0	3	3.0
Pressey	3-1	50	3-13	.231	0-4	.000	2-2	1.000	0	4	4	5	6-0	4	12	0	8	2.7
Wallace	2-1	55	2-4	.500	0-0	---	1-4	.250	3	8	11	3	1-0	1	1	2	5	2.5
Anthony	1-0	14	0-1	.000	0-0	---	0-2	.000	2	0	2	0	2-0	0	0	0	0	0.0
CELTICS	4	960	151-344	.439	33-95	.347	83-110	.755	61	135	196	96	90-2	29	74	24	418	104.5

★ BOSTON CELTICS ★

DATE		PHI	OPP
11/30/49	A	W 87	71
3/12/50	H	W 96	72
12/8/50	A	W 86	85
12/26/50	A	L 100	102
1/1/51	H	W 106	89
1/28/51	H	W 104	83
1/30/51	A	L 87	96
2/2/51	A	L 90	96*
2/15/51	H	W 94	80
3/18/51	H	W 97	89
11/15/51	H	W 97	95
12/19/51	A	L 97	103
1/3/52	H	W 107	81
1/27/52	H	W 91	86
2/6/52	A	L 88	99
2/24/52	H	L 75	77
2/27/52	A	L 81	88
3/12/52	A	W 89	71
3/13/52	H	W 89	70
11/8/52	A	L 83	106
11/13/52	H	W 96	81
11/30/52	H	W 78	66
12/16/52	N	L 83	88
12/18/52	A	L 77	91
12/20/52	H	W 90	86
12/31/52	A	L 87	97
2/4/53	A	L 92	105
2/17/53	N	W 84	65
3/12/53	H	W 84	70
3/17/53	H	W 72	68
11/14/53	A	L 66	77
11/26/53	H	W 93	86
11/28/53	N	L 80	91
12/13/53	H	W 108	74
12/19/53	A	W 90	83
12/30/53	N	W 96	89
1/1/54	A	L 92	95
2/10/54	A	L 79	94
2/25/54	H	L 96	101
3/11/54	H	W 97	95*
11/6/54	A	L 84	107
11/21/54	H	W 110	104
12/9/54	H	W 120	107
12/11/54	A	L 90	94
1/1/55	H	W 108	102
1/20/55	H	W 92	87
1/28/55	A	L 90	101
2/4/55	A	L 88	114
2/8/55	N	W 115	88
2/9/55	A	L 94	104
2/17/55	H	W 107	93
2/22/55	N	L 95	97
11/24/55	H	W 111	103
11/29/55	N	L 97	105
12/11/55	H	W 101	89
12/17/55	A	W 110	104
12/30/55	N	L 103	110
1/7/56	H	L 99	105*
1/13/56	A	L 104	119
1/21/56	N	L 96	100
2/9/56	H	L 97	98
3/1/56	H	W 111	100
3/7/56	A	L 98	111
3/14/56	A	L 103	122
11/11/56	H	L 83	94
11/24/56	A	L 99	114
12/9/56	H	W 116	110
12/30/56	A	L 92	105
1/4/57	N	W 116	106
1/23/57	A	L 108	140
1/30/57	A	W 119	116
1/31/57	H	W 105	104
2/5/57	N	L 101	105
2/17/57	H	W 116	106
3/9/57	H	W 104	102
3/10/57	A	W 94	92
11/2/57	A	L 83	107
11/3/57	N	L 95	113
11/30/57	A	L 112	118
12/1/57	H	W 118	109
1/4/58	H	W 115	106
1/17/58	A	L 99	120
1/25/58	H	W 112	100
1/26/58	A	L 95	118
2/9/58	H	W 123	98
2/11/58	N	W 84	76
2/12/58	A	L 101	119
3/2/58	H	L 100	107
11/5/58	H	L 115	117
12/4/58	N	L 114	116
12/6/58	A	W 101	92
12/7/58	H	W 108	104
12/16/58	N	L 104	108
12/29/58	A	L 105	107
1/21/59	H	W 134	112
2/1/59	A	L 137	139*
2/14/59	A	L 121	124
2/19/59	H	W 113	105
3/4/59	A	L 114	120
3/5/59	H	W 142	118

DATE		PHI	OPP
10/24/59	H	L 109	121
11/18/59	H	W 138	103
11/20/59	A	L 101	114
12/20/59	H	L 127	132
1/3/60	H	W 114	113
1/4/60	A	L 120	127
1/5/60	N	W 145	143*
1/12/60	N	W 127	120
1/23/60	A	L 121	130
1/24/60	H	L 110	131
2/5/60	A	L 100	124
3/3/60	H	W 149	108
3/6/60	A	L 117	126
11/19/60	H	L 94	114
11/26/60	A	L 110	129
12/7/60	A	W 142	134
12/15/60	N	L 105	115
1/1/61	H	L 96	113
1/12/61	N	L 118	124*
1/21/61	H	W 127	124
2/8/61	H	W 130	108
2/19/61	H	L 106	116
2/24/61	A	L 128	144
3/8/61	A	L 127	136
3/11/61	A	L 116	126
3/12/61	H	L 134	136*
11/4/61	A	L 107	127
12/8/61	A	L 111	123
12/9/61	H	L 102	106
12/25/61	H	L 122	127
1/13/62	N	W 127	117
1/19/62	A	L 103	128
1/20/62	H	L 101	107
2/8/62	H	W 122	110
2/22/62	N	L 106	134
2/23/62	A	L 107	121
2/25/62	H	L 106	110
3/13/62	A	L 110	142
10/27/62	A	L 98	118
11/16/62	H	W 113	105
11/22/62	N	W 130	120
12/1/62	A	L 110	129
12/8/62	H	W 102	97
1/11/63	A	L 117	134
1/19/63	H	W 149	148*
2/1/63	A	W 125	111
2/6/63	H	W 126	109
2/15/63	N	L 114	123
3/16/63	H	L 121	125
3/17/63	A	L 116	125
11/1/63	H	L 102	119
11/29/63	N	L 78	112
12/13/63	H	L 84	111
1/11/64	H	W 115	108
1/12/64	A	L 112	123
1/31/64	A	L 97	114
2/1/64	H	L 111	119
2/9/64	A	L 109	120
2/18/64	N	L 93	103
2/21/64	H	W 144	119
3/1/64	A	L 93	108
3/3/64	N	L 94	108
11/12/64	N	W 110	109
11/14/64	H	L 102	113
11/21/64	N	W 108	96
12/11/64	H	L 109	118
1/15/65	A	L 95	104
1/23/65	N	W 104	100
1/27/65	A	L 98	115
1/29/65	H	W 118	105
3/6/65	H	W 103	98
3/7/65	A	L 111	133
11/6/65	A	L 91	101
11/12/65	H	W 123	114
12/3/65	A	W 119	103
12/28/65	H	W 102	93
1/14/66	H	W 112	100
1/16/66	A	L 122	137
2/6/66	A	L 99	100
2/12/66	N	L 83	85
3/5/66	H	W 102	85
3/6/66	A	W 113	110
10/29/66	H	W 138	96
11/5/66	A	L 87	105
12/11/66	A	L 103	117
12/28/66	H	W 113	108
1/15/67	A	W 110	95
1/24/67	H	L 106	118
2/12/67	A	L 112	113
3/8/67	A	W 113	113*
3/11/67	H	L 114	116
10/28/67	A	L 95	104
11/18/67	H	L 111	116
12/14/67	A	L 101	102
12/29/67	H	W 133	123
1/28/68	A	L 103	115
1/30/68	H	W 125	118
3/3/68	A	W 133	127
3/8/68	H	W 101	96
11/1/68	A	L 99	118

DATE		PHI	OPP
11/30/68	H	L 113	117*
1/11/69	H	L 101	111
1/24/69	A	W 120	111
2/9/69	A	L 117	122*
2/16/69	H	W 127	102
3/12/69	H	L 117	126
11/1/69	H	L 123	131
11/26/69	A	W 135	114
12/5/69	A	W 105	104
1/4/70	H	W 130	120
1/28/70	A	L 100	112
3/6/70	H	W 150	134
10/31/70	H	L 102	133
11/4/70	A	L 113	115
1/2/71	H	L 120	125
1/10/71	A	W 115	107
1/31/71	A	L 126	132
2/2/71	H	W 108	105
12/28/71	H	L 116	120
12/31/71	A	L 119	131
1/30/72	A	L 114	130
3/15/72	H	L 115	120
3/17/72	N	L 111	127
3/22/72	A	L 106	113
10/23/72	A	L 85	105
12/1/72	H	L 99	105
12/2/72	A	L 120	131
12/30/72	N	L 107	117
1/13/73	H	L 95	111
2/3/73	H	L 100	104
2/4/73	A	L 115	123
10/13/73	H	L 106	111
10/19/73	A	L 102	133
12/31/73	A	L 97	106
1/5/74	N	L 102	108*
1/25/74	A	L 97	112
2/1/74	N	L 105	106
3/16/74	H	L 127	146
3/27/74	H	W 117	108
11/1/74	A	L 98	114
11/23/74	H	W 98	96
12/17/74	A	W 113	109
12/18/74	H	L 99	131
1/19/75	A	L 100	102
2/7/75	A	W 98	95
3/5/75	H	L 107	116
4/5/75	H	L 97	111
11/14/75	A	W 119	109
12/20/75	H	L 97	111
1/11/76	H	W 118	107
1/16/76	A	L 110	118
3/3/76	H	W 123	110
3/20/76	H	L 96	103*
3/21/76	A	L 100	108
11/23/76	H	W 116	102
1/22/77	H	W 109	94
1/23/77	A	W 91	83
4/3/77	A	L 90	96
11/18/77	A	W 121	112
1/8/78	H	W 94	91
3/10/78	H	W 120	109
3/12/78	A	W 105	103
1/20/79	H	L 102	108
1/21/79	A	W 91	87
3/7/79	H	W 114	107
3/25/79	A	L 94	103
11/10/79	H	W 95	94
12/19/79	A	L 89	112
12/22/79	H	W 126	113
2/6/80	A	L 110	129
3/7/80	A	L 92	111
3/30/80	H	W 116	110
11/1/80	H	W 117	113*
1/28/81	A	L 101	104
2/4/81	H	W 107	104
3/1/81	A	L 107	114
3/22/81	H	W 126	94
3/29/81	A	L 94	98
12/4/81	A	L 103	111
12/19/81	H	W 123	118*
1/8/82	A	L 90	96
3/21/82	H	L 111	123
3/28/82	A	W 116	98
4/11/82	H	L 109	110*
11/6/82	H	W 119	115**
12/10/82	A	L 97	123
12/21/82	H	W 122	105
3/4/83	A	L 110	115
3/16/83	H	W 105	100
4/17/83	A	L 101	114
11/19/83	H	W 92	91
12/4/83	A	W 121	114*
1/13/84	H	L 104	105
1/25/84	A	L 98	102
2/12/84	A	W 109	91
3/25/84	H	W 119	114**
11/9/84	A	L 119	130
12/12/84	H	W 110	107
1/20/85	A	L 97	113
1/30/85	H	W 122	104

DATE		PHI	OPP
3/29/85	A	L 108	112
4/9/85	H	W 113	104
11/22/85	A	L 103	110
11/26/85	H	L 91	98
12/21/85	H	W 108	102
1/26/86	A	L 103	105
3/16/86	A	L 101	118
4/6/86	H	W 95	94
11/25/86	H	W 102	100
12/5/86	A	L 106	108
12/19/86	H	W 122	100
1/25/87	A	L 96	111
3/29/87	A	L 100	118
4/5/87	H	W 106	104*
11/20/87	H	W 116	85
12/20/87	A	L 87	124
12/22/87	H	L 115	118
1/31/88	A	L 85	100
3/25/88	A	W 97	93
4/10/88	H	L 108	117
11/5/88	H	W 129	115
12/9/88	A	L 107	121
1/18/89	H	W 115	104
1/20/89	A	L 109	117
3/26/89	A	L 103	105
3/28/89	H	W 117	115*
11/14/89	A	L 94	96
12/22/89	A	W 89	88
3/11/90	A	L 105	107
3/28/90	H	W 122	104
4/22/90	H	L 98	118
12/1/90	H	W 116	110
12/19/90	A	L 105	115
1/25/91	H	W 116	94
3/17/91	A	L 105	110
4/18/91	H	W 122	97
11/15/91	A	L 97	122
1/17/92	A	L 95	98
2/1/92	H	W 126	110
4/14/92	H	L 94	99
11/13/92	A	W 126	115
11/28/92	H	L 109	117
2/5/93	A	L 93	105
3/10/93	H	L 100	104
3/31/93	A	L 103	109
11/10/93	H	L 89	91
12/13/93	A	L 107	112
1/10/94	H	W 99	94
3/27/94	A	L 122	124*
4/3/94	H	L 112	135
11/26/94	H	L 99	108
12/23/94	A	W 85	77
3/24/95	H	L 75	107
4/7/95	A	L 81	91
12/9/95	H	L 98	124
12/13/95	A	L 100	111
3/13/96	A	L 100	110
3/29/96	H	L 95	101
11/8/96	A	W 115	105
1/22/97	A	W 127	125*
3/28/97	H	W 113	105
4/18/97	H	L 113	119
11/15/97	H	L 101	107
12/15/97	A	L 83	100
3/22/98	A	L 90	108
3/29/98	H	W 99	94
3/26/99	H	L 84	90
4/9/99	A	W 83	67
4/21/99	A	W 80	78
12/4/99	H	W 77	74
3/12/00	A	L 77	93
3/24/00	H	W 117	115**
4/7/00	A	W 102	97
11/11/00	H	W 85	83
11/20/00	A	W 114	90
3/11/01	A	W 97	91
4/9/01	H	W 108	95
12/17/01	H	W 99	83
1/25/02	A	W 106	90
3/4/02	H	L 94	100
3/22/02	A	W 96	91
11/13/02	A	L 81	91
12/4/02	H	W 99	93
1/20/03	H	L 99	100
4/10/03	A	W 99	78
11/21/03	H	W 87	85
12/21/03	A	L 84	87
2/7/04	H	L 80	110
3/28/04	A	L 65	89
11/3/04	A	W 98	95
11/24/04	H	W 110	97
4/3/05	A	W 97	93
4/12/05	H	L 98	105
11/30/05	A	L 103	110
1/13/06	H	W 125	124***
3/8/06	A	L 101	104
4/7/06	H	L 99	109
12/13/06	H	L 81	101
12/22/06	A	W 98	83
3/30/07	H	W 88	82

DATE		PHI	OPP
4/11/07	A	W 102	94
12/5/07	H	L 103	113
1/18/08	A	L 89	116
3/10/08	H	L 86	100
3/24/08	A	W 95	90
11/28/08	A	L 78	102
12/23/08	A	L 91	110
2/3/09	H	L 99	100
4/14/09	H	L 98	100
11/3/09	H	L 74	105
11/25/09	A	L 110	113
12/18/09	A	W 98	97
3/5/10	H	L 86	96
12/9/10	H	L 101	102
12/22/10	A	L 80	84
3/11/11	H	W 89	86
4/5/11	A	L 82	99
3/7/12	H	W 103	71
3/23/12	H	W 99	86
4/8/12	A	L 79	103
11/9/12	A	W 106	100
12/7/12	H	W 95	94*
12/8/12	A	L 79	92
3/5/13	H	L 101	109
1/29/14	A	W 95	94
2/5/14	H	L 108	114
4/4/14	A	W 111	102
4/14/14	H	W 113	108

*overtime
**double-overtime
***triple-overtime

★ BROOKLYN NETS ★

Lionel Hollins

2014-15 SCHEDULE

11/26/14	@ PHI
12/12/14	@ BKN
1/9/15	@ BKN
3/14/15	@ PHI

ALL-TIME SERIES RESULTS

Overall:	102-74
Home:	57-31
Away:	45-43

PLAYOFFS

Overall:	4-3
Home:	1-3
Away:	3-0

GENERAL INFORMATION

Franchise Timeline (Established) ..... New Jersey Nets (1977-78), Brooklyn Nets (2012-13)
Address ..... 390 Murray Hill Parkway, East Rutherford, NJ 07073
Principal Owner ..... Mikhail Prokhorov
CEO of the Brooklyn Nets, CEO of Barclays Center ..... Brett D. Yormark
General Manager ..... Billy King
Head Coach ..... Lionel Hollins
Assistant Coaches ..... Paul Westphal, Tony Brown , Joe Wolf, John Welch, Jay Humphries
Athletic Trainer ..... Tim Walsh
Public Relations ..... Gary Sussman, Aaron Harris, Eli Pearlstein
Home Court ..... Barclays Center (17,732)

BROADCAST INFORMATION

Radio ..... WFAN (660 AM/101.9 FM): Chris Carrino, Tim Capstraw
Spanish Radio ..... WADO (1280 AM): Ino Gomez, Max Perez Jimenez
Television ..... YES Network: Ian Eagle, Mike Fratello, Ryan Ruocco, Jim Spanarkel, Donny Marshall, Sarah Kustok

ALL-TIME SERIES INFORMATION

SIXERS

Largest Margin of Victory: 35, 2/5/86
Most Pts. Scored: 142, 2/5/86
Fewest Pts. Scored: 67, 4/5/09

NETS

Largest Margin of Victory: 36, 12/16/13
Most Pts. Scored: 130, 12/16/13
Fewest Pts. Scored: 77, 12/14/10

SIXERS 2013-14 SEASON SERIES STATISTICS VS. NETS

PLAYER	G-GS	MIN	FG-A	PCT	3FG-A	PCT	FT-A	PCT	OFF	DEF	TOT	AST	PF-DQ	STL	TO	BLK	PTS	AVG
Young	4-4	144	32-60	.533	7-11	.636	5-8	.625	6	14	20	10	10-0	5	7	1	76	19.0
Wroten	4-1	104	25-51	.490	3-15	.200	12-20	.600	1	14	15	13	11-0	5	18	1	65	16.3
Carter-Williams	3-3	102	14-38	.368	3-8	.375	17-23	.739	2	8	10	25	11-0	5	9	3	48	16.0
Turner	3-3	106	19-41	.463	3-8	.375	6-8	.750	3	17	20	12	9-0	1	10	0	47	15.7
Williams	3-0	59	11-22	.500	2-9	.222	5-8	.625	2	5	7	8	11-0	1	1	0	29	9.7
Anderson	4-2	98	15-34	.441	5-18	.278	1-2	.500	3	14	17	7	6-0	4	3	0	36	9.0
Thompson	4-3	99	13-26	.500	8-17	.471	2-2	1.000	3	8	11	3	11-0	1	7	0	36	9.0
Allen	3-0	62	10-13	.769	0-1	.000	2-4	.500	5	15	20	6	8-0	2	5	0	22	7.3
Hawes	3-3	102	7-26	.269	4-12	.333	2-4	.500	4	20	24	16	6-0	2	9	1	20	6.7
L. Brown	1-0	19	3-6	.500	0-3	.000	0-0	---	0	0	0	1	1-0	2	0	0	6	6.0
Sims	1-1	28	4-8	.500	0-0	---	3-4	.750	5	6	11	0	5-0	0	0	0	11	11.0
Davies	3-0	33	6-11	.545	0-0	---	3-4	.750	3	5	8	1	5-0	3	3	0	15	5.0
Nunnally	1-0	9	1-1	1.000	0-0	---	1-1	1.000	0	0	0	2	3-0	0	2	0	3	3.0
Varnado	1-0	20	1-3	.333	0-0	---	2-2	1.000	0	3	3	0	2-0	1	0	1	4	4.0
76ERS	4	985	161-340	.474	35-102	.343	61-90	.678	37	129	166	104	99-0	32	75	7	418	104.5

NETS 2013-14 SEASON SERIES STATISTICS VS. SIXERS

PLAYER	G-GS	MIN	FG-A	PCT	3FG-A	PCT	FT-A	PCT	OFF	DEF	TOT	AST	PF-DQ	STL	TO	BLK	PTS	AVG
Johnson	2-2	57	17-29	.586	12-19	.632	3-3	1.000	0	10	10	8	2-0	1	1	1	49	24.5
Lopez	1-1	44	9-19	.474	0-0	---	4-7	.571	2	5	7	0	5-0	2	2	1	22	22.0
Pierce	4-3	133	20-35	.571	9-18	.500	25-28	.893	2	21	23	12	10-0	5	11	0	74	18.5
Williams	4-4	146	24-50	.480	7-20	.350	15-20	.750	1	13	14	42	8-0	3	11	0	70	17.5
Teletovic	4-2	96	18-35	.514	14-28	.500	2-5	.400	2	13	15	2	12-0	1	2	3	52	13.0
Anderson	4-3	124	17-36	.472	7-20	.350	8-10	.800	1	9	10	6	6-0	4	4	1	49	12.3
Blatche	3-0	58	15-30	.500	0-1	.000	6-7	.857	2	11	13	5	5-0	4	4	1	36	12.0
Garnett	3-3	50	11-19	.579	0-0	---	3-4	.750	3	12	15	9	2-0	5	2	7	25	8.3
Plumlee	4-0	66	13-18	.722	0-0	---	4-7	.571	4	15	19	4	15-0	4	6	1	30	7.5
Livingston	4-2	118	10-20	.500	1-1	1.000	5-8	.625	3	12	15	30	8-0	9	10	1	26	6.5
Kirilenko	1-0	14	3-4	.750	0-0	---	0-0	---	1	1	2	1	1-0	1	1	0	6	6.0
Thornton	1-0	30	1-10	.100	1-5	.200	6-8	.750	1	3	4	0	2-0	1	0	0	9	9.0
Evans	1-0	16	1-2	.500	0-0	---	3-6	.500	0	0	0	0	1-0	1	0	0	5	5.0
Teague	1-0	8	1-1	1.000	0-0	---	2-2	1.000	0	1	1	1	2-0	0	2	0	4	4.0
Shengelia	1-0	6	1-1	1.000	0-0	---	1-3	.333	0	1	1	1	2-0	0	2	0	3	3.0
Terry	1-0	12	1-5	.200	1-2	.500	0-0	---	0	0	0	2	1-0	0	2	0	3	3.0
Taylor	1-0	6	0-1	.000	0-0	---	0-0	---	0	0	0	2	0-0	0	1	0	0	0.0
NETS	4	985	162-315	.514	52-114	.456	87-118	.737	22	127	149	125	82-0	41	66	16	463	115.8

★ BROOKLYN NETS ★

DATE	H/A	W/L	PHI	OPP
10/30/76	H	W	104	80
1/2/77	A	W	139	110
2/4/77	H	L	112	113
3/20/77	A	W	111	104
11/4/77	A	W	107	104
11/9/77	H	W	130	107
1/14/78	A	W	136	120
2/19/78	H	W	120	110
11/8/78	H	W	123	117
11/14/78	A	L	108	124
3/11/79	A	L	103	104
3/23/79	H	W	110	98
10/17/79	A	W	113	88
11/24/79	H	W	91	82
1/9/80	H	W	108	105
1/18/80	A	W	112	105
3/21/80	H	W	108	99
3/28/80	A	L	92	99
10/15/80	A	W	119	111
11/15/80	H	W	115	108
12/14/80	A	W	114	107
12/19/80	H	W	122	107
1/14/81	H	W	110	105
3/17/81	A	L	120	126*
12/5/81	A	W	114	105
1/9/82	H	L	113	120
1/17/82	A	L	97	105
2/5/82	H	W	116	112
3/24/82	H	L	106	111
4/7/82	A	W	116	113
10/30/82	H	W	110	99
11/13/82	A	W	110	100
3/6/83	A	L	106	112
3/25/83	H	L	92	101
4/1/83	H	L	104	111
4/15/83	A	W	100	98
11/5/83	A	W	119	112
12/9/83	H	L	93	100
1/6/84	H	W	108	104
2/17/84	H	W	114	109
2/21/84	A	L	116	119*
4/10/84	A	L	102	106
10/30/84	A	W	118	96
12/2/84	H	W	114	112

DATE	H/A	W/L	PHI	OPP
12/22/84	H	W	107	93
2/2/85	A	L	96	101
3/16/85	H	W	127	107
4/10/85	A	L	100	125
11/1/85	A	L	102	106
11/27/85	A	W	111	100
1/14/86	A	W	123	105
1/15/86	H	L	89	123
2/5/86	H	W	142	107
3/22/86	H	W	123	115
12/6/86	H	W	105	100
12/12/86	A	L	90	123
2/4/87	A	W	121	95
3/7/87	H	L	102	114
3/27/87	H	W	110	99
4/3/87	A	L	109	113
12/23/87	A	W	110	106
1/13/88	H	W	104	95
2/14/88	A	L	105	109
2/19/88	H	W	115	100
3/22/88	A	L	90	102
4/21/88	H	W	104	101
12/16/88	A	W	114	106
1/11/89	H	W	103	94
11/28/89	A	W	123	105
2/17/89	H	L	127	129*
3/15/89	H	W	100	96
4/20/89	A	W	105	92
12/12/89	A	L	82	97
1/20/90	H	W	108	98
2/14/90	H	W	122	112
3/16/90	H	W	119	110
3/19/90	A	W	108	94
11/3/90	H	W	112	110*
11/27/90	A	L	92	98
1/12/91	H	W	109	99
2/23/91	A	W	103	90
3/26/91	A	L	95	98*
11/6/91	H	W	107	105
12/3/91	A	L	86	88
1/25/92	H	W	115	94
2/12/92	H	L	87	102
2/14/92	A	L	99	107
11/6/92	H	L	111	114

DATE	H/A	W/L	PHI	OPP
11/21/92	A	W	104	95
1/6/93	H	W	132	106
1/15/93	A	L	105	110*
3/30/93	A	L	77	91
11/13/93	A	W	98	97
2/23/94	H	L	102	106
3/6/94	A	L	99	126
4/19/94	H	L	110	115
1/13/95	H	L	101	110
3/3/95	A	W	102	98
3/8/95	H	L	108	115*
4/13/95	H	W	102	94
4/15/95	A	W	97	87
11/18/95	A	L	79	95
12/23/95	H	L	85	98
1/12/96	A	W	107	80
4/8/96	H	W	82	79
1/17/97	H	L	103	105*
3/21/97	H	W	112	110
3/26/97	A	L	105	123
4/16/97	A	W	113	105
12/5/97	A	L	88	107
2/14/98	H	L	98	105
2/21/98	A	W	98	89
3/25/98	H	L	86	91
3/12/99	H	W	100	93*
4/7/99	A	W	96	92
4/18/99	A	L	79	86
11/20/99	A	W	100	96
12/23/99	A	L	94	99
1/17/00	H	W	101	96
2/9/00	H	W	92	90
1/9/01	A	W	104	87
1/19/01	H	W	97	86
2/4/01	A	L	89	96
3/7/01	H	W	102	94
11/17/01	A	W	94	82
3/1/02	H	W	110	102
3/27/02	H	L	80	88
3/30/02	A	L	92	102
1/15/03	H	W	108	107
2/5/03	H	L	85	111
2/16/03	A	W	90	83
3/16/03	A	W	92	87

DATE	H/A	W/L	PHI	OPP
1/9/04	H	W	97	81
1/27/04	H	L	76	94
2/8/04	A	L	87	99
4/11/04	A	L	75	89
11/10/04	H	W	108	100*
2/7/05	A	L	97	107*
3/2/05	H	L	93	99
4/17/05	A	L	83	104
12/10/05	A	W	107	95
1/18/06	H	L	90	101
4/12/06	A	W	116	96
4/18/06	H	W	91	88
12/2/06	A	L	107	112
2/5/07	H	W	100	98*
3/4/07	H	W	99	86
3/31/07	A	L	82	86
11/3/07	H	L	88	93
12/1/07	A	L	92	94*
3/22/08	H	W	91	87
4/1/08	A	W	108	99
12/6/08	H	L	84	95
1/31/09	H	L	83	85
2/23/09	A	L	96	98
4/5/09	A	L	67	96
11/6/09	H	W	97	94
11/11/09	A	W	82	79
1/31/10	A	W	83	79
3/17/10	H	W	108	97
11/27/10	H	W	102	86
12/14/10	A	W	82	77
2/2/11	A	W	106	92
4/1/11	H	W	115	90
1/25/12	H	L	90	97*
4/10/12	A	W	107	88
4/13/12	H	L	89	95
4/23/12	A	W	105	87
12/23/12	A	L	92	95
1/8/13	H	L	89	109
3/11/13	H	W	106	97
4/9/13	A	L	83	104
12/16/13	A	L	94	130
12/20/13	H	W	121	120*
2/3/14	A	L	102	108
4/5/14	H	L	101	105

★ CHARLOTTE HORNETS ★

Steve Clifford

2014-15 SCHEDULE

12/19/14	@ PHI
2/7/15	@ PHI
4/4/15	@ CHA

ALL-TIME SERIES RESULTS

Overall:	39-51
Home:	26-18
Away:	13-33

PLAYOFFS

Overall:	3-1
Home:	2-0
Away:	1-1

GENERAL INFORMATION

Franchise Timeline (Established) ..... Charlotte Hornets (1988-89), Charlotte Bobcats (2004-05), ... Charlotte Hornets (2014-15)
Address ..... 333 E. Trade Street; Charlotte, NC 28202
Chairman ..... Michael Jordan
General Manager ..... Rich Cho
Head Coach ..... Steve Clifford
Assistant Coaches ..... Stephen Silas, Mark Price, Bob Weisss, Pat Delany, Steve Hetzel
Head Athletic Trainer ..... Steve Stricker
Public Relations ..... Mike Cristaldi, Josh Rosen, Jerome Hubbard
Home Court ..... Time Warner Cable Arena (19,077)

BROADCAST INFORMATION

Radio ..... WFNZ: Scott Lauer
Cable Television ..... FSN Carolinas/SportSouth: Steve Martin, Dell Curry, Stephanie Ready

ALL-TIME SERIES INFORMATION

SIXERS

Largest Margin of Victory: 32, 3/11/05
Most Pts. Scored: 125, 2/7/94
Fewest Pts. Scored: 66, 4/5/95

HORNETS

Largest Margin of Victory: 52, 2/27/92
Most Pts. Scored: 136, 2/27/92
Fewest Pts. Scored: 63, 11/7/07

SIXERS 2013-14 SEASON SERIES STATISTICS VS. HORNETS

PLAYER	G-GS	MIN	FG-A	PCT	3FG-A	PCT	FT-A	PCT	OFF	DEF	TOT	AST	PF-DQ	STL	TO	BLK	PTS	AVG
Carter-Williams	3-3	95	25-44	.568	1-5	.200	14-20	.700	6	16	22	18	9-0	1	6	1	65	21.7
Turner	2-2	76	17-37	.459	3-8	.375	2-3	.667	3	10	13	6	4-0	1	6	0	39	19.5
Hawes	2-2	67	10-21	.476	5-11	.455	2-2	1.000	2	25	27	12	5-0	0	10	1	27	13.5
Wroten	4-1	92	20-48	.417	0-9	.000	8-17	.471	3	13	16	16	11-0	2	9	1	48	12.0
Young	4-4	135	19-55	.345	1-12	.083	8-12	.667	0	15	15	8	12-0	5	10	1	47	11.8
Sims	2-2	57	10-21	.476	0-0	---	10-14	.714	7	5	12	2	4-0	1	1	0	30	15.0
Allen	1-0	21	3-6	.500	0-0	---	2-2	1.000	4	6	10	0	1-0	1	0	1	8	8.0
Williams	4-0	62	12-22	.545	3-7	.429	3-4	.750	2	4	6	1	8-0	1	4	0	30	7.5
Mullens	1-0	20	6-12	.500	1-5	.200	0-0	---	4	3	7	0	1-0	1	1	0	13	13.0
Thompson	4-3	97	9-16	.563	4-8	.500	3-4	.750	3	10	13	2	14-0	2	3	1	25	6.3
Ware	2-0	19	4-6	.667	2-3	.667	0-0	---	0	0	0	3	0-0	1	0	0	10	5.0
Anderson	4-3	106	8-27	.296	1-11	.091	1-3	.333	1	6	7	5	6-0	3	2	0	18	4.5
L. Brown	1-0	13	2-8	.250	0-3	.000	0-0	---	0	1	1	0	0-0	1	0	0	4	4.0
Varnado	1-0	16	2-5	.400	0-0	---	0-0	---	0	1	1	4	5-0	0	1	1	4	4.0
Nunnally	1-0	18	1-4	.250	0-2	.000	1-2	.500	0	3	3	1	0-0	2	0	0	3	3.0
Davies	4-0	48	4-11	.364	0-1	.000	2-2	1.000	1	9	10	4	15-1	1	5	1	10	2.5
Dedmon	1-0	14	0-2	.000	0-0	---	0-0	---	0	7	7	0	1-0	0	1	2	0	0.0
Orton	1-0	4	0-0	---	0-0	---	0-0	---	0	2	2	1	0-0	0	0	0	0	0.0
76ERS	4	960	152-345	.441	21-85	.247	56-85	.659	36	136	172	83	96-1	23	60	10	381	95.3

HORNETS 2013-14 SEASON SERIES STATISTICS VS. SIXERS

PLAYER	G-GS	MIN	FG-A	PCT	3FG-A	PCT	FT-A	PCT	OFF	DEF	TOT	AST	PF-DQ	STL	TO	BLK	PTS	AVG
Jefferson	4-4	137	39-77	.506	0-0	---	14-21	.667	10	32	42	9	8-0	3	6	5	92	23.0
Taylor	1-1	37	8-16	.500	2-7	.286	2-2	1.000	3	5	8	1	1-0	1	0	1	20	20.0
Walker	3-3	102	18-40	.450	4-12	.333	12-14	.857	0	7	7	23	7-0	5	1	1	52	17.3
Henderson	4-4	121	18-44	.409	1-6	.167	17-24	.708	2	8	10	14	5-0	4	7	3	54	13.5
Sessions	2-0	48	10-18	.556	0-2	.000	4-6	.667	2	4	6	9	1-0	1	3	0	24	12.0
Neal	2-0	38	10-20	.500	1-5	.200	4-5	.800	0	0	0	4	1-0	0	1	0	25	12.5
Zeller	4-1	79	12-19	.632	0-0	---	12-19	.632	4	18	22	3	11-0	2	7	3	36	9.0
Douglas-Roberts	3-0	54	8-14	.571	5-10	.500	5-5	1.000	2	5	7	5	5-0	1	4	2	26	8.7
Ridnour	2-1	51	7-16	.438	4-7	.571	2-4	.500	0	4	4	9	4-0	0	2	1	20	10.0
Tolliver	3-0	50	7-15	.467	5-13	.385	3-4	.750	2	12	14	6	5-0	0	3	0	22	7.3
Kidd-Gilchrist	3-3	59	5-10	.500	0-1	.000	8-12	.667	4	11	15	5	5-0	3	1	1	18	6.0
McRoberts	3-3	89	7-20	.350	3-11	.273	1-2	.500	1	18	19	9	8-0	3	5	3	18	6.0
Pargo	2-0	25	4-10	.400	3-6	.500	0-0	---	1	4	5	7	3-0	0	1	0	11	5.5
Gordon	1-0	10	2-4	.500	0-2	.000	0-1	.000	0	1	1	3	0-0	0	0	0	4	4.0
Biyombo	3-0	37	3-5	.600	0-0	---	2-4	.500	6	5	11	1	5-0	0	1	4	8	2.7
Adrien	2-0	18	0-1	.000	0-0	---	1-4	.250	1	5	6	1	5-0	0	3	2	1	0.5
White	1-0	6	0-1	.000	0-0	---	0-0	---	0	1	1	0	0-0	0	0	0	0	0.0
BOBCATS	4	960	158-330	.479	28-82	.341	87-127	.685	38	140	178	109	74-0	23	46	26	431	107.8

DATE	H/A	W/L	PHI	OPP
11/25/88	H	W	123	116
12/1/88	A	L	107	109
1/15/89	A	W	116	109
1/16/90	H	L	122	127
4/7/89	A	W	118	108
4/14/89	H	L	115	119
11/15/89	H	W	109	96
4/14/90	A	W	109	102
11/19/90	H	W	109	101
1/26/91	A	L	75	79
3/28/91	A	L	90	94
3/29/91	H	W	124	107
12/23/91	H	L	106	114
2/27/92	A	L	84	136
3/19/92	H	L	116	123
4/17/92	H	W	122	112
11/24/92	A	L	119	127
2/3/93	H	L	118	129
4/9/93	H	L	113	122
4/12/93	A	L	101	120
1/19/94	A	L	103	115
2/7/94	H	W	125	117
3/22/94	A	L	91	125
4/9/94	H	L	122	127
12/22/94	A	L	91	103
3/29/95	H	W	99	81
4/5/95	A	L	66	84
4/17/95	H	L	90	101
11/4/95	A	L	108	119
11/10/95	H	W	104	90
1/27/96	A	L	105	110
4/14/96	H	L	78	94
12/13/96	A	L	75	84
12/17/96	H	L	84	93
3/15/97	H	L	99	107
4/6/97	A	L	113	115
2/13/98	A	L	96	103
3/31/98	A	L	93	101
4/8/98	H	W	109	101
2/5/99	A	W	78	66
3/10/99	H	W	85	70
5/4/99	A	L	110	117
12/11/99	H	L	84	106
1/20/00	A	L	100	109
2/15/00	H	L	93	95
3/20/00	A	W	102	96
11/22/00	A	L	73	88
12/1/00	H	W	95	74
1/15/01	H	W	84	79
2/24/01	A	L	85	86
11/14/01	H	W	100	86
12/19/01	H	L	85	94
1/17/02	A	L	93	88
2/7/02	A	W	100	93
1/19/05	A	W	107	105
3/11/05	H	W	112	80
4/6/05	H	W	106	103
11/4/05	H	L	93	110
12/9/05	H	W	119	115
2/8/06	A	L	92	100
4/19/06	A	L	86	96
1/13/07	A	L	83	89
2/7/07	H	W	92	83
2/23/07	A	L	87	102
3/23/07	H	W	106	97
11/7/07	H	W	94	63
1/26/08	A	W	103	96
4/16/08	A	L	109	115
11/24/08	A	L	84	93
1/9/09	H	W	93	87
3/27/09	H	L	95	100
4/7/09	A	L	98	101
11/18/09	H	W	86	84
12/5/09	A	L	105	106
3/10/10	H	L	81	102
3/31/10	A	L	84	103
12/4/10	H	W	109	91
1/17/11	H	W	96	92*
1/20/11	A	L	97	100
1/27/12	H	W	89	72
2/13/12	A	W	98	89
3/19/12	A	W	105	80
11/30/12	A	W	104	98
2/9/13	H	W	87	76
3/30/13	H	W	100	92
4/3/13	A	L	83	88
12/6/13	A	L	88	105
1/15/14	H	W	95	92
4/2/14	H	L	93	123
4/12/14	A	L	105	111

*overtime

★ CHICAGO BULLS ★

Tom Thibodeau

2014-15 SCHEDULE

11/7/14	@ PHI
3/11/15	@ PHI
4/11/15	@ CHI

ALL-TIME SERIES RESULTS

Overall:	116-94
Home:	65-34
Away:	47-58
Neutral:	4-2

PLAYOFFS

Overall:	6-10
Home:	5-2
Away:	1-8

GENERAL INFORMATION

Franchise Timeline (Established) ..... Chicago Bulls (1966-67)
Address ..... 1901 West Madison Street; Chicago, Ill. 60612
Chairman ..... Jerry Reinsdorf
Executive Vice President-Basketball Operations ..... John Paxson
General Manager ..... Gar Forman
Head Coach ..... Tom Thibodeau
Assistant Coaches ..... Andy Greer, Adrian Griffin, Ed Pinckney, Mike Wilhelm
Director of Sports Performance ..... Jennifer Swanson
Head Athletic Trainer ..... Fred Tedeschi
Media Relations ..... Tim Hallam, Sebrina Beyer, Matt Yob, Shaun Hickombottom
Home Court ..... United Center (20,917)

BROADCAST INFORMATION

Radio ..... WMVP (AM 1000): Chuck Swirsky, Bill Wennington, Steve Kaskul
Spanish Radio ..... WRTO (1200 AM): Omar Ramos, Matt Moreno
Television ..... WGN (Ch. 9), WCIU-TV (Ch. 26): Neil Funk, Stacey King
Cable Television ..... Comcast SportsNet: Neil Funk, Stacey King

ALL-TIME SERIES INFORMATION

SIXERS

Largest Margin of Victory: 41, 11/11/80
Most Pts. Scored: 145, 2x last 11/10/82
Fewest Pts. Scored: 74, 11/1/97

BULLS

Largest Margin of Victory: 45, 12/21/10
Most Pts. Scored: 148, 11/19/71
Fewest Pts. Scored: 67, 3/14/01

SIXERS 2013-14 SEASON SERIES STATISTICS VS. BULLS

PLAYER	G-GS	MIN	FG-A	PCT	3FG-A	PCT	FT-A	PCT	OFF	DEF	TOT	AST	PF-DQ	STL	TO	BLK	PTS	AVG
Young	4-4	137	31-71	.437	7-23	.304	8-9	.889	6	16	22	7	10-0	6	5	1	77	19.3
Carter-Williams	4-4	146	25-74	.338	2-10	.200	7-10	.700	10	19	29	28	14-1	6	15	0	59	14.8
Hawes	2-2	60	11-19	.579	3-8	.375	2-2	1.000	5	12	17	3	3-0	2	4	5	27	13.5
Turner	2-2	68	10-24	.417	0-1	.000	7-9	.778	2	4	6	6	6-0	1	5	0	27	13.5
Wroten	3-1	74	11-31	.355	7-12	.583	1-8	.125	1	11	12	9	5-0	3	4	1	30	10.0
Dedmon	1-0	17	4-5	.800	0-0	---	0-0	---	2	5	7	0	1-0	0	1	1	8	8.0
Mullens	2-0	24	5-8	.625	3-4	.750	2-2	1.000	1	3	4	0	3-0	2	0	4	15	7.5
Varnado	2-0	30	6-8	.750	0-0	---	1-2	.500	4	3	7	0	6-0	0	0	5	13	6.5
Anderson	3-3	88	7-20	.350	1-6	.167	4-6	.667	2	12	14	3	5-0	1	1	0	19	6.3
Allen	2-0	33	6-12	.500	0-1	.000	0-0	---	3	4	7	1	6-0	0	3	3	12	6.0
Morris	1-0	11	2-4	.500	1-1	1.000	1-2	.500	0	0	0	3	0-0	1	1	0	6	6.0
Sims	2-2	56	10-24	.417	0-1	.000	2-3	.667	12	8	20	3	5-0	1	4	2	22	11.0
L. Brown	1-0	4	1-4	.250	0-1	.000	2-2	1.000	0	0	0	2	0-0	0	0	0	4	4.0
Nunnally	2-0	35	3-8	.375	1-3	.333	1-2	.500	0	3	3	0	0-0	2	0	1	8	4.0
Orton	1-0	17	2-2	1.000	0-0	---	0-0	---	0	1	1	1	2-0	0	1	0	4	4.0
Williams	3-0	68	3-18	.167	0-8	.000	4-6	.667	2	7	9	4	7-0	3	5	0	10	3.3
Thompson	4-2	78	3-12	.250	0-5	.000	6-7	.857	3	4	7	3	6-0	5	2	0	12	3.0
Davies	3-0	10	3-5	.600	0-0	---	1-1	1.000	1	1	2	1	2-0	0	1	0	7	2.3
Johnson-Odom	1-0	5	0-2	.000	0-1	.000	0-0	---	0	0	0	0	1-0	0	1	0	0	0.0
76ERS	4	960	143-351	.407	25-85	.294	49-71	.690	54	113	167	74	82-1	33	57	23	360	90.0

BULLS 2013-14 SEASON SERIES STATISTICS VS. SIXERS

PLAYER	G-GS	MIN	FG-A	PCT	3FG-A	PCT	FT-A	PCT	OFF	DEF	TOT	AST	PF-DQ	STL	TO	BLK	PTS	AVG
Deng	1-1	37	8-21	.381	0-3	.000	4-5	.800	3	4	7	4	3-0	2	1	0	20	20.0
Augustin	3-0	93	18-36	.500	9-14	.643	10-12	.833	1	9	10	16	2-0	4	5	0	55	18.3
Noah	4-4	139	25-47	.532	0-0	---	15-18	.833	12	31	43	16	10-0	6	13	12	65	16.3
Boozer	4-4	108	22-40	.550	0-0	---	12-16	.750	8	32	40	6	11-0	1	5	1	56	14.0
Gibson	4-0	107	25-49	.510	0-0	---	5-6	.833	15	18	33	1	5-0	2	8	8	55	13.8
Butler	4-4	162	17-33	.515	2-10	.200	16-19	.842	6	18	24	18	9-0	5	10	4	52	13.0
Rose	1-1	32	4-14	.286	1-3	.333	4-4	1.000	2	2	4	6	2-0	0	8	0	13	13.0
Dunleavy	4-3	100	13-35	.371	3-13	.231	6-6	1.000	1	11	12	9	7-0	3	3	0	35	8.8
Hinrich	4-3	105	9-28	.321	3-10	.300	6-9	.667	2	11	13	17	13-0	4	6	1	27	6.8
Snell	3-0	40	5-16	.313	4-10	.400	2-2	1.000	0	2	2	3	1-0	0	2	0	16	5.3
Mohammed	4-0	26	3-8	.375	0-0	---	0-0	---	3	8	11	3	5-0	1	3	5	6	1.5
Martin	1-0	6	0-0	---	0-0	---	0-0	---	0	0	0	1	0-0	0	0	0	0	0.0
Murphy	1-0	4	0-1	.000	0-0	---	0-0	---	0	0	0	0	0-0	0	0	1	0	0.0
BULLS	4	960	149-328	.454	22-63	.349	80-97	.825	53	146	199	100	68-0	28	66	32	400	100.0

★ CHICAGO BULLS ★

DATE	H/A	W/L	PHI	OPP
11/11/66	H	W	126	113
11/13/66	A	W	132	126
11/18/66	N	W	145	120
12/6/66	H	W	129	119
12/7/66	A	W	117	103
1/4/67	H	W	136	115
1/8/67	A	W	117	108
1/19/67	N	W	127	102
3/1/67	N	L	122	129
11/24/67	A	W	122	104
11/25/67	H	L	114	119
12/16/67	A	W	143	123
1/20/68	A	W	135	111
2/9/68	H	W	118	113
3/12/68	N	W	139	115
3/16/68	A	W	144	122
10/26/68	H	W	122	118
12/5/68	A	W	109	92
2/1/69	H	W	112	104
3/4/69	A	L	113	114
3/7/69	H	W	131	113
3/13/69	A	W	113	106
11/4/69	N	W	113	109
11/18/69	A	L	119	127
12/14/69	H	W	126	121
12/31/69	H	W	129	109
1/12/70	A	L	113	117
2/20/70	A	L	119	126
10/14/70	H	W	110	107
12/1/70	A	L	91	107
1/14/71	A	L	103	108
1/15/71	H	W	99	96
2/5/71	A	L	102	114
10/12/71	A	W	114	100
11/19/71	H	L	104	148
1/5/72	H	L	107	139
2/22/72	A	L	88	119
3/24/72	H	L	99	116
10/10/72	A	L	89	95
12/8/72	H	L	102	118
1/9/73	A	L	110	126
3/9/73	N	L	84	104
11/28/73	H	W	101	96
12/6/73	A	L	98	103
2/2/74	H	L	89	105
3/19/74	A	L	94	103
11/6/74	H	W	105	90
12/26/74	A	L	91	92
2/9/75	H	W	109	97
3/18/75	A	L	96	111
10/24/75	A	W	110	103
11/5/75	H	W	115	82
2/10/76	A	W	85	84
3/17/76	H	W	108	101

DATE	H/A	W/L	PHI	OPP
11/10/76	H	W	103	88
12/14/76	A	L	88	101
3/13/77	H	L	102	106
3/29/77	A	W	119	113
11/2/77	H	L	102	103
12/16/77	A	L	110	115
12/28/77	H	W	129	125*
2/7/78	A	L	106	108
12/5/78	A	L	91	96
1/3/79	H	W	111	98
2/1/79	A	W	128	105
3/28/79	H	W	112	96
11/17/79	A	L	103	106*
2/16/80	H	W	100	92
10/29/80	H	W	115	102
11/11/80	A	W	121	80
12/10/80	H	W	113	100
1/10/81	A	W	117	102
3/4/81	H	L	100	111
3/20/81	A	L	108	120
11/11/81	H	W	117	90
12/12/81	A	W	117	114*
2/7/82	H	W	123	107
3/2/82	A	L	109	112
3/31/82	H	W	99	98
4/6/82	A	W	117	104
11/10/82	H	W	145	108
1/19/83	H	W	126	106
1/25/83	A	W	116	99
2/10/83	A	W	116	110
2/25/83	H	W	116	111
3/29/83	A	L	95	97
11/1/83	H	W	99	91
2/7/84	A	L	89	104
2/10/84	H	L	91	100
3/31/84	A	W	111	104
4/15/84	H	W	129	115
11/17/84	A	W	109	100
12/15/84	A	W	114	102
2/1/85	H	W	121	110
3/30/85	A	W	122	117
4/5/85	H	W	116	113
11/13/85	H	W	110	106
12/12/85	A	L	102	106
1/17/86	A	W	120	118*
2/12/86	H	W	106	98
2/25/86	A	W	122	108
3/19/86	H	W	118	112
1/17/87	A	L	89	105
1/30/87	H	W	121	112
2/10/87	A	L	99	104
3/11/87	H	W	117	108
3/24/87	A	L	91	93
4/10/87	H	W	98	96*

DATE	H/A	W/L	PHI	OPP
11/7/87	A	L	94	104
12/8/87	A	W	109	96
1/27/88	H	L	109	119*
2/29/88	H	W	102	101
3/3/88	A	L	93	97
3/23/88	H	L	102	118
11/15/88	A	L	107	120
11/16/88	H	W	123	110
1/25/89	H	W	120	108
3/7/89	A	W	90	88
12/9/89	A	L	105	125
12/23/89	H	W	131	104
1/26/90	H	W	120	109
3/17/90	A	L	109	114
11/2/90	A	W	124	116
1/9/91	H	L	99	107
3/22/91	H	W	95	90
4/7/91	A	W	114	111*
11/1/91	A	L	90	110
12/7/91	H	W	103	100
1/14/92	A	L	80	103
3/8/92	H	L	99	103
12/19/92	A	W	98	96
1/9/93	H	W	104	91
3/24/93	H	L	100	113
4/20/93	A	L	94	123
12/8/93	H	W	95	88*
1/17/94	A	L	91	121
3/23/94	H	L	87	99
3/29/94	A	L	103	106
11/7/94	A	L	83	98
1/11/95	H	L	77	115
3/4/95	H	L	94	106
4/1/95	A	L	84	91
1/13/96	H	L	93	120
1/16/96	A	L	104	116
3/18/96	H	L	94	98
4/12/96	A	L	82	112
11/2/96	A	L	86	115
12/21/96	H	L	105	111
3/12/97	H	L	104	108
4/7/97	A	L	102	128
11/1/97	A	L	74	94
1/15/98	H	W	106	96
4/17/98	H	L	80	87
2/25/99	A	W	98	80
3/3/99	H	W	102	86
3/30/99	A	L	81	91
11/12/99	H	W	92	86
12/17/99	H	W	77	74
3/4/00	A	W	95	84
4/18/00	A	W	93	89
12/16/00	A	W	99	91
1/17/01	H	W	99	88

DATE	H/A	W/L	PHI	OPP
3/14/01	A	W	85	67
4/18/01	H	L	86	92
12/1/01	A	W	93	76
3/28/02	A	W	99	79
4/15/02	H	L	96	98
2/12/03	H	W	119	111*
2/19/03	A	W	110	82
4/2/03	H	W	108	101
4/15/03	A	L	106	115
11/7/03	A	W	106	85
12/4/03	H	W	83	82
3/6/04	H	W	97	88
3/9/04	A	W	89	81
12/10/04	A	W	93	88
1/12/05	A	L	78	110
3/19/05	H	L	88	94
2/16/06	A	L	84	117
2/25/06	H	W	108	102
4/5/06	H	L	92	99
4/8/06	A	W	89	75
11/24/06	H	W	123	108
12/6/06	A	L	94	121
3/14/07	H	L	87	88
11/2/07	A	W	96	85
1/11/08	H	L	97	100
3/14/08	A	W	110	106
3/26/08	H	W	121	99
11/30/08	H	L	92	103
12/2/08	A	W	103	95*
3/13/09	H	W	104	101
4/9/09	A	L	99	113
11/14/09	A	L	88	94
2/3/10	H	W	106	103*
2/20/10	A	L	90	122
3/20/10	H	L	84	98
12/21/10	A	L	76	121
1/7/11	H	W	105	99
3/28/11	A	W	97	85
2/1/12	H	W	98	82
3/4/12	H	L	91	96
3/17/12	A	L	80	89
12/1/12	A	L	88	93
12/12/12	H	L	89	96
2/28/13	A	L	82	93
11/2/13	H	W	107	104
1/18/14	A	L	78	103
3/19/14	H	L	94	102
3/22/14	A	L	81	91

** overtime*

***double-overtime*

★ CLEVELAND CAVALIERS ★

David Blatt

2014-15 SCHEDULE

1/5/15	@ PHI
2/2/15	@ CLE
3/29/15	@ CLE

ALL-TIME SERIES RESULTS

Overall:	101-91
Home:	59-36
Away:	42-53
Neutral:	0-2

PLAYOFFS

Overall:	3-2
Home:	3-0
Away:	0-2

GENERAL INFORMATION

Franchise Timeline (Established) ..... Cleveland Cavaliers (1970-71)
Address ..... One Center Court; Cleveland, OH 44115-4001
Majority Owner ..... Dan Gilbert
General Manager ..... David Griffin
Head Coach ..... David Blatt
Associate Head Coach ..... Tyronn Lue
Assistant Coaches ..... Jim Boylan, Larry Drew, James Posey, Bret Brielmaier
Head Athletic Trainer ..... Stephen Spiro
Basketball Communications ..... Tad Carper, B.J. Evans, Jeff Schaefer, Cherome Owens
Home Court ..... Quicken Loans Arena (20,562)

BROADCAST INFORMATION

Radio ..... WTAM (1100 AM): John Michael, Jim Chones, Mike Snyder
Television ..... FOX Sports Ohio: Fred McLeod, Austin Carr, Allie Clifton

ALL-TIME SERIES INFORMATION

SIXERS

Largest Margin of Victory: 54, 11/02/70
Most Pts. Scored: 148, 1/2/72
Fewest Pts. Scored: 67, 1/15/94

CAVALIERS

Largest Margin of Victory: 43, 1/15/94
Most Pts. Scored: 131, 3/20/73
Fewest Pts. Scored: 68, 11/23/01

SIXERS 2013-14 SEASON SERIES STATISTICS VS. CAVALIERS

PLAYER	G-GS	MIN	FG-A	PCT	3FG-A	PCT	FT-A	PCT	OFF	DEF	TOT	AST	PF-DQ	STL	TO	BLK	PTS	AVG
Carter-Williams	4-4	151	31-69	.449	7-17	.412	11-17	.647	7	18	25	25	12-0	3	15	2	80	20.0
Turner	4-4	134	24-68	.353	3-11	.273	17-20	.850	5	23	28	14	11-0	4	10	0	68	17.0
Young	4-4	126	25-53	.472	3-10	.300	7-10	.700	6	19	25	5	13-0	5	7	3	60	15.0
Wroten	3-0	66	13-34	.382	2-12	.167	6-9	.667	2	5	7	7	2-0	3	8	0	34	11.3
Williams	2-0	47	7-17	.412	2-8	.250	6-8	.750	3	6	9	2	5-0	1	3	0	22	11.0
Anderson	4-3	140	17-34	.500	4-15	.267	3-3	1.000	2	11	13	9	10-0	6	5	2	41	10.3
Hawes	4-4	126	13-30	.433	4-11	.364	4-4	1.000	6	21	27	10	12-0	1	5	10	34	8.5
Morris	2-0	30	5-10	.500	2-4	.500	0-0	---	0	3	3	5	3-0	0	1	0	12	6.0
Allen	4-0	83	10-24	.417	0-0	---	0-0	---	10	8	18	5	5-0	1	3	2	20	5.0
Davies	3-0	42	4-8	.500	0-0	---	7-9	.778	3	4	7	1	7-0	4	2	0	15	5.0
Moultrie	1-0	16	1-2	.500	0-0	---	2-2	1.000	1	2	3	0	1-0	0	0	0	4	4.0
Thompson	2-1	34	1-4	.250	0-0	---	2-2	1.000	2	3	5	3	1-0	1	2	0	4	2.0
L. Brown	2-0	14	1-3	.333	0-1	.000	1-2	.500	0	3	3	1	0-0	1	2	0	3	1.5
76ERS	4	1010	152-356	.427	27-89	.303	66-86	.767	47	126	173	87	82-0	30	63	19	397	99.3

CAVALIERS 2013-14 SEASON SERIES STATISTICS VS. SIXERS

PLAYER	G-GS	MIN	FG-A	PCT	3FG-A	PCT	FT-A	PCT	OFF	DEF	TOT	AST	PF-DQ	STL	TO	BLK	PTS	AVG
Irving	4-4	136	30-67	.448	9-23	.391	10-12	.833	4	6	10	32	9-0	2	7	3	79	19.8
Waiters	4-2	118	26-59	.441	8-17	.471	7-13	.538	1	21	22	20	8-0	7	8	0	67	16.8
Deng	1-1	28	5-13	.385	1-2	.500	2-2	1.000	1	3	4	2	0-0	1	0	0	13	13.0
Miles	4-1	82	21-39	.538	17-29	.586	4-7	.571	2	8	10	5	5-0	2	4	0	63	15.8
Thompson	4-4	139	20-45	.444	0-0	---	16-20	.800	23	23	46	4	10-0	4	6	4	56	14.0
Jack	3-1	85	12-30	.400	6-10	.600	9-10	.900	4	6	10	15	5-0	6	10	3	39	13.0
Varejao	3-3	101	14-27	.519	0-1	.000	5-9	.556	9	19	28	7	7-0	4	4	4	33	11.0
Zeller	4-1	50	10-19	.526	0-1	.000	7-8	.875	7	12	19	2	7-0	0	4	4	27	6.8
Sims	3-0	38	4-10	.400	0-0	---	5-6	.833	7	10	17	3	6-0	0	2	3	13	4.3
Bynum	1-0	18	2-3	.667	0-0	---	0-0	---	1	4	5	1	0-0	1	1	1	4	4.0
Bennett	4-0	57	6-16	.375	0-2	.000	0-1	.000	5	16	21	2	6-0	0	8	0	12	3.0
Gee	4-1	49	4-9	.444	0-4	.000	3-4	.750	0	6	6	2	5-0	2	6	1	11	2.8
Clark	3-2	34	3-15	.200	0-6	.000	0-0	---	2	5	7	0	0-0	2	0	2	6	2.0
Dellavedova	3-0	59	2-12	.167	0-7	.000	2-2	1.000	1	5	6	12	9-0	0	6	0	6	2.0
Felix	1-0	3	1-1	1.000	0-0	---	0-0	---	0	0	0	0	1-0	0	1	0	2	2.0
Karasev	2-0	12	0-3	.000	0-1	.000	0-0	---	0	1	1	0	3-0	0	2	0	0	0.0
CAVALIERS	4	1010	160-368	.435	41-103	.398	70-94	.745	67	145	212	107	81-0	31	72	25	431	107.8

★ CLEVELAND CAVALIERS ★

DATE	H/A	W/L	PHI	OPP
11/2/70	H	W	141	87
12/27/70	A	L	101	114
1/16/71	H	W	115	96
3/9/71	A	W	124	113
10/24/71	A	W	111	93
10/27/71	H	W	120	106
11/28/71	A	L	120	124
12/29/71	N	L	102	103
1/2/72	A	W	148	119
2/16/72	H	W	126	116
10/25/72	H	L	108	113
10/31/72	A	L	116	126
1/12/73	N	L	109	113**
1/26/73	A	L	100	105
3/20/73	A	L	105	131
3/21/73	H	L	109	112
11/30/73	A	L	110	112
12/5/73	H	L	75	89
1/9/74	H	W	90	86
1/13/74	A	L	94	96
3/1/74	H	L	93	110
3/17/74	A	L	99	115
11/28/74	A	L	103	110
1/18/75	H	L	106	108
2/12/75	H	L	102	105
3/15/75	A	W	96	88
12/9/75	H	W	100	85
1/2/76	H	W	112	101
1/8/76	A	L	105	115
2/6/76	H	L	87	92
3/18/76	A	L	104	110
11/27/76	A	L	104	111
1/7/77	H	W	116	96
2/20/77	H	W	112	111
3/15/77	A	W	133	102
12/17/77	H	W	129	116
1/4/78	H	W	108	93
1/19/78	A	L	109	117
2/21/78	A	W	127	114
12/9/78	A	L	107	115
1/17/79	H	W	107	94
2/15/79	A	L	100	113
3/30/79	H	W	129	93
10/27/79	A	W	112	106
12/1/79	H	W	117	105
1/3/80	A	W	109	108
1/19/80	H	W	111	107
2/17/80	H	W	115	100
3/16/80	A	L	109	123

DATE	H/A	W/L	PHI	OPP
10/28/80	A	W	119	101
12/9/80	A	W	96	83
12/17/80	H	W	103	79
1/16/81	H	W	137	119
2/11/81	H	W	122	120*
3/27/81	A	W	138	117
10/30/81	H	W	128	104
11/20/81	A	W	99	94
12/11/81	H	W	131	113
3/26/82	A	W	115	111
4/2/82	H	W	135	115
11/26/82	A	W	120	102
12/15/82	H	W	99	93
1/18/83	A	W	98	90
3/27/83	H	W	94	80
4/3/83	A	W	96	84
12/16/83	H	W	115	105
1/7/84	A	L	98	106
1/18/84	A	W	109	107
1/20/84	H	W	109	106
2/23/84	A	L	109	116*
3/23/84	H	W	100	95
10/26/84	H	W	111	101
1/22/85	A	W	101	100
2/15/85	H	L	107	112
2/18/85	A	L	113	120
3/19/85	A	L	89	116
4/3/85	H	L	110	113
12/11/85	H	W	125	110
1/24/86	A	W	121	114
2/6/86	A	W	111	103
3/14/86	H	W	109	100
3/17/86	A	W	118	112*
4/4/86	H	W	122	102
12/13/86	A	L	120	123
12/17/86	H	L	107	110
1/28/87	H	W	109	107
3/10/87	A	W	100	91
3/31/87	A	W	116	105
4/1/87	H	W	108	99
11/21/87	A	L	88	101
11/24/87	H	W	108	104
1/9/88	H	W	126	110
2/17/88	H	L	107	115
4/23/88	A	L	99	104
11/23/88	H	W	104	91
1/31/89	A	L	103	118
2/18/89	A	L	100	118
3/22/89	H	W	100	97

DATE	H/A	W/L	PHI	OPP
4/11/89	A	L	90	92
11/29/89	H	W	114	84
1/12/90	H	L	102	113
1/23/90	A	W	103	88
3/13/90	A	L	102	119
11/10/90	A	L	88	104
11/23/90	H	W	111	105
3/31/91	H	W	110	101
4/21/91	A	L	110	123
11/26/91	H	L	91	95
11/27/91	A	L	97	107
1/11/92	A	L	102	108
2/5/92	H	L	108	110*
12/16/92	H	L	97	115
3/16/93	A	L	98	110
3/26/93	H	L	84	103
4/25/93	A	L	103	107
1/15/94	A	L	67	110
2/2/94	H	L	97	105
3/3/94	A	L	87	95
3/25/94	H	L	88	105
12/3/94	A	W	83	78
12/16/94	H	L	80	84
2/7/95	A	L	84	90
3/12/95	H	L	72	92
11/17/95	H	L	82	114
12/8/95	A	L	85	113
1/24/96	H	L	88	91
2/17/96	A	L	82	97
11/15/96	H	L	89	105
2/11/97	A	L	94	105
4/12/97	A	L	118	125
11/26/97	H	L	89	95
1/24/98	A	L	92	111
2/17/98	H	W	98	97
4/11/98	A	L	95	106
2/22/99	A	W	106	97
4/2/99	H	L	80	85
4/27/99	H	W	80	71
11/26/99	H	W	106	83
12/3/99	A	W	102	100*
2/18/00	H	W	104	75
3/14/00	A	W	98	97*
11/15/00	H	W	107	98
12/2/00	A	W	112	78
1/6/01	A	W	107	103
4/6/01	H	W	96	88
11/23/01	H	W	79	68
12/15/02	A	W	94	91

DATE	H/A	W/L	PHI	OPP
3/6/02	H	W	85	76
11/8/02	H	W	108	84
11/29/02	A	W	106	99
2/21/03	A	W	119	99
2/23/03	H	W	116	103
11/15/03	A	L	88	91*
12/19/03	H	L	81	88
1/24/04	A	L	87	95
3/26/04	H	W	86	71
3/4/05	H	W	98	89
3/18/05	A	W	93	81
4/8/05	H	W	103	98
11/19/05	H	L	120	123
2/4/06	A	W	100	95
2/22/06	H	W	116	107
4/4/06	A	L	91	124
11/25/06	A	L	95	108
1/24/07	A	W	118	115**
1/26/07	H	L	97	105
4/17/07	H	L	92	98
12/15/07	A	W	92	86
3/30/08	A	L	88	91
4/14/08	H	L	90	91
12/10/08	H	L	93	101
12/12/08	A	L	72	88
4/10/09	H	L	92	102
4/15/09	A	W	111	110*
11/21/09	A	L	91	97
12/16/09	H	L	101	108
3/12/10	H	L	95	100
11/5/10	H	L	116	123
11/16/10	A	L	94	101
12/7/10	H	W	117	97
2/27/11	A	W	95	91
2/11/12	A	W	99	84
3/27/12	H	W	103	85
4/18/12	A	W	103	87
11/18/12	H	W	86	79
11/21/12	A	L	83	92
3/29/13	A	W	97	87
4/14/13	H	W	91	77
11/8/13	H	W	94	79
11/9/13	A	L	125	127**
1/7/14	A	L	93	111
2/18/14	H	L	85	114

** overtime*
***double-overtime*

★ DALLAS MAVERICKS ★

Rick Carlisle

2014-15 SCHEDULE

11/13/14	@ DAL
11/29/14	@ PHI

ALL-TIME SERIES RESULTS

Overall:	33-32
Home:	17-16
Away:	16-16

GENERAL INFORMATION

Franchise Timeline (Established) ..... Dallas Mavericks (1980-81)
Address ..... 2500 Victory Avenue; Dallas, TX 75219
Owner ..... Mark Cuban
President of Basketball Operations/GM ..... Donn Nelson
Head Coach ..... Rick Carlisle
Assistant Coaches ..... Monte Mathis, Kaleb Canales, Jamahl Mosley, Darrell Armstrong
Head Athletic Trainer ..... Casey Smith
Basketball Communications ..... Sarah Melton, Scott Tomlin, Alan Rakowski
Home Court ..... American Airlines Center (19,200)

BROADCAST INFORMATION

Radio ..... ESPN Radio (103.3 FM): Chuck Cooperstein, Brad Davis
Spanish Radio ..... ESPN DEPORTES (1540 AM): Victor Villalba
Television ..... FSN Southwest: Mark Followill, Derek Harper, Jeff Wade

ALL-TIME SERIES INFORMATION

SIXERS

Largest Margin of Victory: 32, 2/23/83
Most Pts. Scored: 133, 2/23/83
Fewest Pts. Scored: 75, 2/17/12

MAVERICKS

Largest Margin of Victory: 19, 1/4/03
Most Pts. Scored: 125, 1/14/04
Fewest Pts. Scored: 76, 2/11/08

SIXERS 2013-14 SEASON SERIES STATISTICS VS. MAVERICKS

PLAYER	G-GS	MIN	FG-A	PCT	3FG-A	PCT	FT-A	PCT	OFF	DEF	TOT	AST	PF-DQ	STL	TO	BLK	PTS	AVG
Turner	1-1	36	10-22	.455	2-4	.500	4-6	.667	2	7	9	7	3-0	0	4	0	26	26.0
Carter-Williams	1-1	38	9-19	.474	0-3	.000	7-9	.778	2	3	5	6	3-0	0	2	0	25	25.0
Young	2-2	74	18-47	.383	2-7	.286	4-4	1.000	11	13	24	9	6-0	10	7	0	42	21.0
Wroten	2-1	65	14-31	.452	0-6	.000	12-22	.545	3	4	7	5	5-0	6	9	0	40	20.0
Anderson	2-2	78	8-21	.381	4-12	.333	3-5	.600	3	6	9	4	3-0	5	0	1	23	11.5
Hawes	1-1	36	4-11	.364	1-3	.333	1-2	.500	1	10	11	4	2-0	1	0	3	10	10.0
Williams	1-1	27	4-9	.444	1-4	.250	1-1	1.000	0	0	0	4	3-0	3	1	0	10	10.0
Allen	1-0	12	2-5	.400	0-0	---	2-2	1.000	4	0	4	1	1-0	0	2	0	6	6.
Moultrie	1-1	31	3-5	.600	0-0	---	0-1	.000	2	3	5	2	4-0	2	0	0	6	6.0
L. Brown	1-0	16	2-5	.400	0-3	.000	0-1	.000	0	0	0	1	2-0	0	0	0	4	4.0
Davies	1-0	17	2-5	.400	0-0	---	0-0	---	1	3	4	0	2-0	0	0	0	4	4.0
Thompson	2-0	37	3-8	.375	1-3	.333	0-0	---	3	4	7	2	7-0	0	2	0	7	3.5
Morris	1-0	11	1-5	.200	0-1	.000	1-1	1.000	0	2	2	1	2-0	0	0	0	3	3.0
76ERS	2	480	80-193	.415	11-46	.239	35-54	.648	32	55	87	46	43-0	27	28	4	206	103.0

MAVERICKS 2013-14 SEASON SERIES STATISTICS VS. SIXERS

PLAYER	G-GS	MIN	FG-A	PCT	3FG-A	PCT	FT-A	PCT	OFF	DEF	TOT	AST	PF-DQ	STL	TO	BLK	PTS	AVG
Nowitzki	2-2	60	17-27	.630	6-12	.500	5-5	1.000	1	16	17	7	2-0	1	5	2	45	22.5
Marion	2-2	65	18-27	.667	2-5	.400	4-4	1.000	5	9	14	4	6-0	4	2	2	42	21.0
Ellis	2-2	73	11-26	.423	2-6	.333	11-18	.611	1	6	7	14	4-0	1	11	2	35	17.5
Calderon	2-2	63	8-19	.421	6-14	.429	0-0	---	1	5	6	14	5-0	2	4	1	22	11.0
Blair	2-0	24	7-10	.700	0-0	---	4-4	1.000	2	4	6	1	6-0	0	4	1	18	9.0
Harris	1-0	20	3-4	.750	0-1	.000	3-5	.600	0	2	2	7	2-0	1	3	0	9	9.0
Dalembert	2-1	44	5-10	.500	0-0	---	4-4	1.000	5	15	20	1	1-0	0	2	5	14	7.0
Carter	2-0	46	3-9	.333	2-6	.333	5-7	.714	0	13	13	4	6-0	3	2	3	13	6.5
Ellington	1-0	13	2-4	.500	0-2	.000	2-2	1.000	0	0	0	4	1-0	1	2	0	6	6.0
Wright	1-0	15	3-4	.750	0-0	---	0-0	---	3	3	6	1	3-0	0	3	1	6	6.0
Crowder	2-1	32	3-11	.273	0-5	.000	0-0	---	0	7	7	4	2-0	1	3	1	6	3.0
Larkin	2-0	12	1-3	.333	0-1	.000	1-2	.500	0	0	0	3	4-0	3	0	0	3	1.5
James	2-0	9	1-1	1.000	0-0	---	0-0	---	0	1	1	1	2-0	0	1	0	2	1.0
Mekel	1-0	6	0-0	---	0-0	---	0-0	---	0	2	2	0	0-0	0	1	0	0	0.0
MAVERICKS	2	480	82-155	.529	18-52	.346	39-51	.765	18	83	101	65	44-0	17	46	18	221	110.5

★ DALLAS MAVERICKS ★

DATE	H/A	W/L	PHI	OPP
11/25/80	A	W	108	92
2/20/81	H	W	117	109
1/27/82	A	W	99	86
2/17/82	H	W	114	109
12/29/82	A	W	126	116*
2/23/83	H	W	133	101
2/15/84	A	L	116	119**
3/30/84	H	W	118	110
11/2/84	H	W	107	103
1/28/85	A	L	109	111
2/28/86	A	W	123	120
3/30/86	H	W	114	113
2/27/87	A	L	110	123
3/23/87	H	L	100	103
12/19/87	H	W	95	90
2/27/88	A	L	91	100
12/20/88	H	L	102	108
1/9/89	A	W	121	103
12/15/89	H	L	88	95
1/5/90	A	W	104	79
11/7/90	H	L	101	104
3/6/91	A	W	97	92
2/18/92	A	W	94	90
3/6/92	H	W	88	86
2/13/93	A	W	119	96
3/19/93	H	L	87	89
1/7/94	A	W	103	93
1/26/94	H	W	104	90
11/11/94	H	L	100	107
3/17/95	A	L	101	103
12/6/95	H	W	108	87
2/27/96	A	W	121	115
12/5/96	A	L	102	106
1/8/97	H	L	93	111
11/13/97	A	W	99	98
2/11/98	H	W	91	90
2/1/00	A	W	101	100
2/29/00	H	W	106	87
12/15/00	H	L	94	112
1/23/01	A	W	114	98
11/1/01	H	L	92	99
11/10/01	A	W	98	91
1/4/03	A	L	83	102
1/23/03	H	L	94	107
1/14/04	A	L	125	122**
3/22/04	H	W	107	98
1/29/05	A	W	93	89
4/1/05	H	L	83	100
11/9/05	H	W	112	97
2/27/06	A	L	92	104
12/15/06	A	L	79	93
2/11/07	H	L	89	106
11/13/07	A	L	84	99
2/11/08	H	W	84	76
1/2/09	A	L	86	96
1/19/09	H	L	93	95
11/30/09	A	L	102	104
1/22/10	H	W	92	81
11/12/10	A	L	90	99
3/1/11	H	L	93	101
2/17/12	H	L	75	82
11/27/12	H	W	100	98
12/18/12	A	L	100	107
11/18/13	A	L	94	97
2/21/14	H	L	112	124

** overtime*
***double-overtime*

★ DENVER NUGGETS ★

Brian Shaw

2014-15 SCHEDULE

2/3/15	@ PHI
3/25/15	@ DEN

ALL-TIME SERIES RESULTS

Overall:	44-34
Home:	27-13
Away:	17-21

GENERAL INFORMATION

Franchise Timeline (Established) ..... Denver Nuggets (1976-77)
Address ..... 1000 Chopper Circle; Denver, CO 80204
Owner ..... E. Stanley Kroene
General Manager & Exec. V.P. of Basketball Operations ..... Tim Connelly
Head Coach ..... Brian Shaw
Assistant Coaches ..... Lester Conner, Melvin Hunt, Patrick Mutombo, Noel Gillespie
Assistant Coach/Player Development ..... Chris Farr
Head Athletic Trainer ..... Dan Smimensky
Media Relations ..... Tim Gelt, Nick O'Hayre, Cody Wise, Aaron Lopez
Home Court ..... Pepsi Center (19,155)

BROADCAST INFORMATION

Radio ..... KRWZ (950 AM), KCKK (1510 AM/93.7 FM): Jason Kosmicki
Television ..... Altitude Sports & Entertainment: Chris Marlowe, Scott Hastings

ALL-TIME SERIES INFORMATION

SIXERS

Largest Margin of Victory: 31, 11/5/77
Most Pts. Scored: 149, 3/30/90
Fewest Pts. Scored: 75, 2/23/95

NUGGETS

Largest Margin of Victory: 30, 2/23/95
Most Pts. Scored: 134, 2/27/82
Fewest Pts. Scored: 71, 12/16/02

SIXERS 2013-14 SEASON SERIES STATISTICS VS. NUGGETS

PLAYER	G-GS	MIN	FG-A	PCT	3FG-A	PCT	FT-A	PCT	OFF	DEF	TOT	AST	PF-DQ	STL	TO	BLK	PTS	AVG
Carter-Williams	1-1	35	5-15	.333	0-0	---	6-8	.750	3	6	9	6	4-0	2	5	0	16	16.0
Young	2-2	72	13-32	.406	1-7	.143	4-6	.667	6	11	17	4	6-0	4	5	2	31	15.5
Turner	2-2	78	11-29	.379	1-4	.250	6-8	.750	0	6	6	11	4-0	4	2	1	29	14.5
Hawes	2-2	62	10-22	.455	3-8	.375	4-5	.800	3	13	16	6	6-0	2	4	3	27	13.5
Wroten	2-1	52	13-26	.500	1-5	.200	0-3	.000	3	7	10	2	3-0	1	5	1	27	13.5
Thompson	2-2	51	9-14	.643	3-6	.500	0-0	---	6	7	13	3	8-0	0	2	0	21	10.5
Allen	2-0	27	9-14	.643	1-1	1.000	0-0	---	1	6	7	3	8-0	0	1	0	19	9.5
Anderson	2-0	41	6-13	.462	2-5	.400	3-6	.500	0	5	5	0	2-0	1	5	1	17	8.5
L. Brown	1-0	15	3-6	.500	0-1	.000	0-0	---	1	1	2	4	1-0	0	0	0	6	6.0
Orton	1-0	7	1-2	.500	0-0	---	2-2	1.000	0	1	1	1	1-0	0	0	0	4	4.0
Williams	2-0	16	2-4	.500	0-2	.000	2-2	1.000	1	2	3	0	2-0	0	1	0	6	3.0
Davies	2-0	24	1-3	.333	0-0	---	1-2	.500	1	1	2	2	4-0	0	0	1	3	1.5
76ERS	2	480	83-180	.461	12-39	.308	28-42	.667	25	66	91	42	49-0	14	30	9	206	103.0

NUGGETS 2013-14 SEASON SERIES STATISTICS VS. SIXERS

PLAYER	G-GS	MIN	FG-A	PCT	3FG-A	PCT	FT-A	PCT	OFF	DEF	TOT	AST	PF-DQ	STL	TO	BLK	PTS	AVG
Hickson	2-2	58	12-23	.522	0-0	---	7-15	.467	11	10	21	4	5-0	2	5	3	31	15.5
Lawson	1-1	41	4-13	.308	1-5	.200	6-7	.857	1	5	6	11	2-0	1	4	1	15	15.0
Foye	2-2	59	10-29	.345	1-11	.091	6-7	.857	1	6	7	7	2-0	2	4	0	27	13.5
Chandler	2-2	57	9-21	.429	6-11	.545	2-2	1.000	2	9	11	3	7-1	3	0	1	26	13.0
Robinson	2-0	39	6-17	.353	1-7	.143	7-8	.875	0	4	4	3	1-0	0	2	0	20	10.0
Faried	2-2	36	9-14	.643	0-1	.000	0-4	.000	7	5	12	1	5-0	1	0	1	18	9.0
A. Miller	1-1	29	3-9	.333	0-1	.000	2-2	1.000	1	3	4	7	2-0	1	1	0	8	8.0
Hamilton	2-0	26	5-7	.714	3-4	.750	2-2	1.000	0	5	5	0	0-0	2	1	1	15	7.5
Arthur	2-0	44	4-10	.400	0-1	.000	4-4	1.000	4	4	8	2	5-0	3	1	2	12	6.0
Mozgov	2-0	28	3-8	.375	0-0	---	6-6	1.000	5	4	9	2	7-0	0	1	1	12	6.0
Randolph	2-0	23	1-5	.200	0-0	---	8-10	.800	1	5	6	2	2-0	0	1	2	10	5.0
Fournier	2-0	35	4-13	.308	0-5	.000	1-2	.500	0	5	5	2	6-0	0	5	0	9	4.5
Q. Miller	1-0	6	1-5	.200	0-1	.000	0-0	---	2	0	2	0	1-0	0	0	0	2	2.0
NUGGETS	2	480	71-174	.408	12-47	.255	51-69	.739	35	65	100	44	45-1	15	28	12	205	102.5

★ DENVER NUGGETS ★

DATE	H/A	W/L	PHI	OPP
12/1/76	H	W	114	102
12/21/76	A	L	94	108
1/30/77	A	W	107	101
3/9/77	H	W	129	125**
11/5/77	H	W	132	101
1/29/78	A	W	118	117
2/1/78	H	W	104	101
2/25/78	A	L	115	124
11/15/78	H	W	109	103*
2/25/79	A	W	119	111
4/8/79	H	W	112	111
1/23/80	A	W	118	93
2/29/80	H	W	104	103
12/27/80	A	L	121	125
3/6/81	H	W	131	112
12/9/81	H	W	137	109
2/27/82	A	L	125	134
2/1/83	A	W	133	124
2/16/83	H	W	116	95
12/7/83	H	W	133	128
12/29/83	A	L	89	101
11/24/84	A	L	110	114
3/24/85	H	W	124	103
12/6/85	H	L	121	123
3/1/86	A	W	118	107
12/30/86	A	W	111	108
3/20/87	H	W	116	106
12/12/87	H	L	121	131
2/26/88	A	L	104	120
12/7/88	H	W	134	109
2/26/89	A	L	115	122
12/26/89	A	L	111	114
3/30/90	H	W	149	131
12/7/90	H	W	135	126
1/5/91	A	W	120	104
12/11/91	H	L	88	98
12/30/91	A	L	93	109
2/12/93	A	L	122	126
3/23/93	H	W	88	80
12/15/93	H	W	101	93
1/2/94	A	W	96	80
2/18/95	H	W	95	89
2/23/95	A	L	75	105
12/11/95	H	L	91	104
12/30/95	A	L	100	108
12/26/96	A	W	118	89
2/16/97	H	L	97	112
12/12/97	H	W	106	91
2/27/98	A	W	79	78
12/6/99	H	L	77	94
1/31/00	A	L	80	83
12/4/00	A	L	98	105
2/5/01	H	W	99	80
12/28/01	A	L	90	93
2/18/02	H	W	110	83
12/16/02	H	W	93	71
3/2/03	A	W	100	94
12/12/03	H	L	77	86
2/17/04	A	L	85	106
12/14/04	H	W	110	102
12/31/04	A	L	92	97
12/27/05	H	W	108	106
3/9/06	A	L	93	97
11/10/06	H	L	101	108
1/2/07	A	W	108	97
1/6/08	A	L	96	109
3/19/08	H	W	115	113
12/26/08	A	L	101	105
2/18/09	H	L	89	101
12/7/09	H	L	83	93
1/3/10	A	W	108	105
12/26/10	A	W	95	89
1/30/11	H	W	110	99
1/18/12	H	L	104	108*
10/31/12	H	W	84	75
3/21/13	A	L	100	101
12/7/13	H	L	92	103
1/1/14	A	W	114	102

** overtime*

***double-overtime*

★ DETROIT PISTONS ★

Stan Van Gundy

2014-15 SCHEDULE

12/6/14	@ DET
1/17/15	@ DET
1/28/15	@ PHI
3/18/15	@ PHI

ALL-TIME SERIES RESULTS

Overall:	207-148
Home:	114-44
Away:	71-88
Neutral:	22-16

PLAYOFFS

Overall:	9-15
Home:	8-4
Away:	1-11

GENERAL INFORMATION

Franchise Timeline (Established) ..... Fort Wayne Pistons (1948-49), Detroit Pistons (1957-58)
Address ..... 6 Championship Drive; Auburn Hills, MI 48326
Owner ..... Tom Gores
President, Palace Sports & Entertainment/Pistons ..... Dennis Mannion
President of Basketball Operations/Head Coach ..... Stan Van Gundy
General Manager ..... Jeff Bower
Assistant Coaches ..... Bob Beyer, Brendan Malone, Malik Allen, Tim Hardaway, Charles Klask
Director of Sports Medicine/Head Athletic Trainer ..... Jon Ishop
Media Relations ..... Kevin Grigg, Cletus Lewis, Jr., Michelle Fikany, Michael Horan
Home Court ..... The Palace of Auburn Hills (21,165)

BROADCAST INFORMATION

Radio ..... Detroit Sports 105.1 FM: George Blaha, Mark Champion, Rick Mahorn
Television ..... FS Detroit: George Blaha, Greg Kelser

ALL-TIME SERIES INFORMATION

SIXERS

Largest Margin of Victory: 39, 3/25/81
Most Pts. Scored: 162, 2/8/63
Fewest Pts. Scored: 64, 1/12/50

PISTONS

Largest Margin of Victory: 37, 12/20/97
Most Pts. Scored: 146, 1/12/63
Fewest Pts. Scored: 60, 1/5/54

SIXERS 2013-14 SEASON SERIES STATISTICS VS. PISTONS

PLAYER	G-GS	MIN	FG-A	PCT	3FG-A	PCT	FT-A	PCT	OFF	DEF	TOT	AST	PF-DQ	STL	TO	BLK	PTS	AVG
Young	4-4	137	35-69	.507	6-19	.316	5-10	.500	8	11	19	8	13-1	9	7	3	81	20.3
Carter-Williams	3-3	98	20-49	.408	1-6	.167	16-19	.842	3	17	20	14	6-0	14	12	1	57	19.0
Turner	3-3	101	18-39	.462	4-7	.571	14-16	.875	1	12	13	11	8-0	7	9	0	54	18.0
Hawes	3-3	97	13-37	.351	4-15	.267	1-1	1.000	2	25	27	12	9-0	2	2	5	31	10.3
Anderson	4-3	104	15-35	.429	4-13	.308	4-5	.800	6	14	20	6	12-0	5	8	1	38	9.5
Williams	4-0	73	14-25	.560	5-8	.625	4-6	.667	3	1	4	4	7-0	2	3	0	37	9.3
Varnado	1-0	21	4-8	.500	0-0	---	1-1	1.000	2	1	3	1	5-0	0	0	6	9	9.0
Wroten	4-1	98	13-37	.351	1-8	.125	7-12	.583	6	6	12	20	5-0	5	14	2	34	8.5
Sims	1-1	27	8-14	.571	0-0	---	0-0	---	4	3	7	1	4-0	1	3	0	16	16.0
Ware	1-0	17	3-5	.600	0-1	.000	2-2	1.000	0	4	4	3	2-0	2	0	0	8	8.0
Dedmon	1-0	19	2-4	.500	0-0	---	3-4	.750	2	5	7	0	4-0	0	2	1	7	7.0
Thompson	4-2	84	11-23	.478	5-9	.556	0-1	.000	5	15	20	7	9-0	5	3	0	27	6.8
Nunnally	1-0	5	2-2	1.000	2-2	1.000	0-0	---	0	0	0	0	0-0	0	1	0	6	6.0
Davies	3-0	38	4-7	.571	0-0	---	2-2	1.000	1	5	6	1	5-0	1	2	0	10	3.3
Allen	2-0	30	2-6	.333	0-1	.000	2-2	1.000	2	7	9	2	5-0	0	1	0	6	3.0
Orton	1-0	6	1-3	.333	0-0	---	0-0	---	0	1	1	1	5-0	0	2	1	2	2.0
L. Brown	1-0	3	0-1	.000	0-0	---	0-0	---	0	1	1	0	0-0	0	0	0	0	0.0
76ERS	4	960	165-364	.453	32-89	.360	61-81	.753	45	128	173	91	99-1	53	69	20	423	105.8

PISTONS 2013-14 SEASON SERIES STATISTICS VS. SIXERS

PLAYER	G-GS	MIN	FG-A	PCT	3FG-A	PCT	FT-A	PCT	OFF	DEF	TOT	AST	PF-DQ	STL	TO	BLK	PTS	AVG
Drummond	4-4	112	30-43	.698	0-0	---	12-32	.375	20	31	51	3	12-0	7	4	15	72	18.0
Monroe	4-4	114	21-38	.553	0-0	---	21-31	.677	13	29	42	10	11-0	7	11	0	63	15.8
Jennings	4-4	113	18-48	.375	9-23	.391	16-18	.889	4	10	14	24	4-0	3	9	0	61	15.3
Smith	4-4	133	22-55	.400	5-18	.278	6-13	.462	10	20	30	20	10-0	8	15	10	55	13.8
Singler	4-1	112	16-42	.381	7-16	.438	12-16	.750	14	12	26	4	9-0	4	6	3	51	12.8
Caldwell-Pope	4-3	108	19-42	.452	8-19	.421	4-4	1.000	4	10	14	4	7-0	7	3	2	50	12.5
Bynum	3-0	75	10-27	.370	1-6	.167	6-9	.667	2	9	11	11	6-0	1	11	2	27	9.0
Stuckey	4-0	71	10-32	.313	1-5	.200	14-15	.933	4	5	9	7	6-0	3	6	1	35	8.8
Jerebko	4-0	44	4-8	.500	2-5	.400	5-6	.833	3	7	10	3	6-0	1	6	0	15	3.8
Billups	1-0	7	1-3	.333	1-2	.500	0-0	---	1	0	1	0	0-0	0	0	0	3	3.0
Villanueva	1-0	6	1-3	.333	0-2	.000	0-0	---	0	1	1	0	0-0	0	0	0	2	2.0
Mitchell	2-0	8	1-1	1.000	0-0	---	0-0	---	1	2	3	1	2-0	0	1	1	2	1.0
Siva	2-0	21	1-5	.200	0-2	.000	0-0	---	0	1	1	5	2-0	2	2	0	2	1.0
Datome	3-0	16	1-8	.125	0-5	.000	0-0	---	2	1	3	0	2-0	0	0	0	2	0.7
Harrellson	2-0	19	0-5	.000	0-1	.000	0-0	---	1	4	5	1	2-0	1	1	1	0	0.0
PISTONS	4	960	155-360	.431	34-104	.327	96-144	.667	79	142	221	93	79-0	44	75	35	440	110.0

DATE			PHI	OPP
12/14/49	H	W	96	83
1/12/50	A	W	64	62
11/2/50	H	W	92	77
12/21/50	A	L	72	97
12/25/50	H	W	81	69
1/11/51	A	L	76	84
2/14/51	A	L	75	77
3/1/51	H	W	108	86
11/1/51	H	W	90	75
11/22/51	A	W	96	72
11/29/51	H	W	82	78
12/11/51	N	W	80	62
2/28/52	H	W	88	83
3/6/52	A	W	83	81**
12/4/52	A	W	78	70
1/1/53	H	W	92	78
1/22/53	H	W	87	75
2/11/53	A	L	78	96
2/26/53	H	W	89	77
3/4/53	A	W	75	73**
11/12/53	A	L	74	78
11/19/53	H	W	79	76
12/6/53	A	L	77	78
1/5/54	A	W	72	60
1/7/54	H	W	70	67
2/6/54	H	W	93	87*
2/18/54	H	W	91	77
3/4/54	A	W	86	63
11/11/54	A	W	88	86
11/18/54	H	W	91	82
1/13/55	H	W	100	83
1/25/55	N	L	66	69
1/27/55	H	W	94	79
2/3/55	A	L	85	104
3/2/55	N	W	103	90
3/3/55	A	W	83	81
3/12/55	H	W	112	92
11/5/55	H	W	114	113*
11/13/55	A	L	79	93
12/6/55	N	L	88	90
12/8/55	A	L	94	105
2/5/56	H	W	90	85
2/6/56	A	L	98	99
2/18/56	H	W	85	84
2/23/56	H	W	94	92
2/27/56	A	W	98	95*
11/29/56	H	L	87	92
12/4/56	A	W	97	96*
12/6/56	A	L	92	104
12/7/56	N	L	97	105
1/20/57	H	W	101	98
2/3/57	H	W	104	95
2/25/57	A	L	102	108
2/28/57	H	W	123	112
3/13/57	A	L	81	114
12/6/57	H	W	118	91
12/22/57	H	W	119	93
12/28/57	A	L	111	117
1/8/58	A	L	107	109
1/12/58	H	W	135	109
1/30/58	N	L	83	87
2/4/58	A	L	113	118
2/18/58	A	L	98	120
3/9/58	H	W	111	90
10/19/58	H	W	103	94
11/14/58	A	W	111	109
11/28/58	A	L	93	101
12/14/58	A	W	101	95
1/4/59	H	W	118	94
1/27/59	A	W	121	107
2/6/59	N	W	122	103
2/11/59	H	L	114	118*
2/22/59	H	W	139	108
10/28/59	A	L	102	117
11/8/59	H	W	118	107
12/19/59	A	L	112	120
1/8/60	N	W	118	107
1/10/60	H	W	108	103
1/26/60	N	L	114	121
1/27/60	A	W	144	108
2/21/60	H	W	122	120
2/24/60	A	L	110	128
11/23/60	A	L	115	122
12/10/60	A	W	117	107
12/30/60	N	L	112	121

DATE			PHI	OPP
1/8/61	H	W	128	115
2/3/61	A	L	118	121
2/4/61	N	L	104	111
2/11/61	N	W	141	111
2/12/61	H	W	148	122
2/17/61	N	W	115	113
2/21/61	N	W	123	118
12/19/61	N	W	124	111
12/30/61	H	W	109	108
1/5/62	N	L	135	138*
1/24/62	A	L	102	111
1/25/62	N	L	100	101
2/11/62	H	W	132	116
3/3/62	A	W	128	114
3/10/62	H	W	128	111
3/14/62	A	L	102	105
11/21/62	A	W	122	120
12/4/62	N	L	129	130
1/12/63	N	L	115	146
1/13/63	H	W	148	114
2/8/63	A	W	162	135
2/17/63	H	W	143	124
2/22/63	A	L	117	126
3/2/63	H	W	152	128
3/3/63	A	W	127	123
10/16/63	A	W	117	115
10/19/63	H	L	121	124
11/6/63	A	L	101	119
12/1/63	N	W	132	121
12/27/63	N	W	119	107
2/14/64	H	W	130	123
2/26/64	A	W	130	122
3/13/64	N	L	122	133
10/16/64	H	W	125	113
11/18/64	A	L	111	124
11/28/64	A	W	101	93
12/4/64	H	W	119	106
1/18/65	N	W	109	95
1/19/65	N	L	97	103
1/22/65	N	W	109	103*
1/26/65	N	L	105	107
2/24/65	A	L	104	106
3/13/65	H	W	131	116
10/23/65	H	W	120	103
11/3/65	A	L	100	110
12/10/65	H	L	114	116
12/29/65	A	W	113	112
1/12/66	A	L	111	129
1/19/66	N	W	110	93
1/30/66	H	W	117	98
2/9/66	A	W	108	91
2/14/66	N	W	149	123
2/22/66	N	W	117	112
11/8/66	N	W	118	100
11/26/66	H	W	131	123
11/30/66	A	W	128	119
12/17/66	N	W	120	105
12/30/66	N	W	137	113
1/18/67	A	W	113	105
2/15/67	A	W	127	121
3/3/67	N	W	129	103
3/5/67	H	W	131	106
10/21/67	H	W	116	111
10/24/67	N	W	124	102
11/15/67	A	L	120	123
12/30/67	N	W	122	107
1/13/68	A	W	115	106
1/25/68	A	W	123	108
2/2/68	H	W	131	121
2/23/68	H	W	138	117
10/25/68	A	L	122	132
12/7/68	H	W	140	106
1/5/69	H	W	126	119
1/7/69	A	L	114	117
1/25/69	H	W	124	106
2/27/69	N	L	123	126
3/2/69	A	W	126	112
11/7/69	A	L	128	134**
11/28/69	H	W	110	91
12/12/69	H	W	125	111
2/19/70	N	W	133	114
2/21/70	A	W	112	110
2/25/70	H	W	122	105
11/17/70	A	W	113	91
11/20/70	H	L	112	120

DATE			PHI	OPP
12/25/70	H	W	105	100
2/12/71	A	L	109	118
3/6/71	H	W	121	115
11/12/71	H	W	115	101
12/11/71	A	W	118	111
1/4/72	A	W	131	127
1/15/72	A	W	131	121
2/4/72	H	L	113	118
12/20/72	A	L	113	141
2/2/73	A	L	104	114
2/16/73	H	W	119	106
3/25/73	N	L	96	115
12/14/73	A	W	96	93
12/15/73	H	L	89	99
2/17/74	H	L	107	118
3/23/74	A	W	97	89
11/2/74	H	L	94	100
12/14/74	A	L	93	100
1/4/75	A	L	82	89
2/14/75	H	W	103	101
12/19/75	A	W	115	114*
12/30/75	H	W	114	108
3/5/76	H	W	123	112
4/4/76	A	L	97	101
11/24/76	A	L	117	118
2/2/77	H	W	138	116
3/30/77	H	W	115	112
4/8/77	A	L	112	116
10/19/77	H	W	113	96
11/23/77	A	W	106	105
2/15/78	A	W	116	113
4/5/78	H	W	126	115
10/20/78	A	W	126	117
11/11/78	H	W	135	112
2/7/79	H	W	114	103
2/21/79	A	L	99	106*
10/19/79	H	W	112	104
11/9/79	A	L	98	106
12/18/79	A	W	114	102
1/30/80	H	W	121	108
2/15/80	A	W	114	104
3/17/80	H	W	123	109
10/22/80	A	W	94	93
11/5/80	H	W	107	103
1/20/81	A	L	75	83
2/18/81	H	W	111	97
3/25/81	H	W	114	75
11/10/81	A	W	95	93
11/28/81	H	W	116	103
1/5/82	A	L	101	124
3/25/82	A	L	98	100
4/14/82	H	W	119	111
11/5/82	A	W	120	109
11/17/82	H	W	120	103
12/11/82	H	W	128	111
1/14/83	A	W	115	105
3/7/83	H	W	123	114
3/20/83	A	W	121	119
11/9/83	A	L	116	120
11/22/83	H	W	112	108
12/23/83	A	W	108	106
1/17/84	H	W	128	117
4/3/84	A	L	115	118
4/11/84	H	L	113	126
11/14/84	H	L	133	137*
11/16/84	A	W	101	90
12/25/84	A	W	109	108
1/9/85	H	W	126	122
2/16/85	A	W	125	114
2/22/85	H	W	110	99
10/30/85	H	W	132	125*
11/23/85	H	L	114	119
12/3/85	A	W	127	107
1/11/86	A	W	102	101
2/15/86	A	L	133	134*
4/8/86	H	W	116	112
11/21/86	H	L	110	120
12/20/86	H	L	88	98
2/11/87	H	L	113	123*
2/14/87	A	L	107	125
3/14/87	A	L	95	98
11/13/87	H	L	94	113
11/18/87	A	W	113	109
2/15/88	A	L	95	102
4/8/88	H	L	86	96

DATE			PHI	OPP
4/24/88	A	L	118	128
11/8/88	H	L	109	116
12/10/88	A	L	100	106
2/3/89	H	L	106	124
3/11/89	H	L	106	111
4/21/89	A	L	91	100
12/8/89	H	W	107	101
1/17/90	H	W	112	108
3/2/90	A	L	112	115*
4/19/90	A	W	107	97
11/30/90	A	L	94	96
12/22/90	H	W	106	99
2/5/91	A	L	98	107
3/20/91	H	W	107	103
11/16/91	A	W	89	86
2/16/92	H	L	83	90
3/18/92	A	L	85	91
4/8/92	H	L	71	89
12/4/92	H	L	99	101
12/5/92	A	L	88	112
1/16/93	H	W	123	108
2/23/93	A	L	89	101
11/21/93	A	L	89	103
12/20/93	H	W	121	92
4/12/94	A	W	134	107
4/24/94	H	W	110	102
11/15/94	A	L	98	99
12/17/94	H	L	92	97
1/16/95	H	L	110	116
1/24/95	A	L	105	116
11/24/95	A	L	78	101
2/14/96	H	L	83	102
4/5/96	H	L	87	108
4/10/96	A	L	76	92
11/5/96	H	L	81	83
1/25/97	A	L	95	104
3/30/97	A	W	96	92
12/20/97	A	L	78	115
12/22/97	H	L	92	96
3/18/98	A	W	104	96
3/23/98	H	L	79	94
2/9/99	H	W	90	86
4/22/99	A	W	104	96
5/2/99	A	L	96	100
5/5/99	H	W	105	100*
12/18/99	A	L	91	104
12/20/99	H	W	122	121*
1/29/00	A	L	88	90
4/15/00	H	W	100	94
11/8/00	H	W	103	94
1/26/01	H	W	105	89
2/23/01	A	W	99	78
4/4/01	A	W	90	84
11/21/01	H	W	94	89
2/5/02	A	L	82	86
4/5/02	H	L	88	92
1/8/03	H	L	94	103*
1/22/03	A	W	92	83
3/20/03	A	L	85	113
4/8/03	H	W	91	74
11/26/03	H	W	90	86
12/9/03	A	W	78	76
2/23/04	H	L	66	76
3/14/04	A	L	69	85
11/6/04	A	L	91	99
1/15/05	A	L	95	99
2/16/05	H	L	75	93
3/23/05	H	W	107	84
11/2/05	A	L	88	108
2/3/06	H	L	80	87
3/29/06	H	L	91	101
11/21/06	H	L	87	97
1/9/07	H	L	89	98
3/20/07	A	L	75	96
4/15/07	A	W	102	91
11/23/07	A	L	78	83
1/23/08	H	L	78	86
3/12/08	A	W	83	82
4/9/08	H	W	101	94
12/5/08	A	W	96	91
3/29/09	A	L	97	101
4/4/09	H	L	95	90
11/8/09	A	L	81	88
12/9/09	H	L	86	90
1/9/10	A	W	104	94

DATE			PHI	OPP
4/6/10	H	L	103	124
1/8/11	A	L	109	112*
2/25/11	H	W	110	94
4/13/11	H	L	100	104
1/6/12	H	W	96	73
1/28/12	H	W	95	74
2/28/12	A	W	97	68
4/26/12	A	L	86	108
11/14/12	H	L	76	94
12/10/12	H	W	104	97
4/15/13	A	L	101	109
12/1/13	A	L	100	115
1/10/14	H	L	104	114
2/1/14	A	L	96	113
3/29/14	H	W	123	98

** overtime*
***double-overtime*

★ GOLDEN STATE WARRIORS ★

Steve Kerr

2014-15 SCHEDULE

12/30/14	@ GS
2/9/15	@ PHI

ALL-TIME SERIES RESULTS

Overall:	165-142
Home:	92-45
Away:	52-77
Neutral:	21-20

PLAYOFFS

Overall:	21-13
Home:	13-3
Away:	8-10

GENERAL INFORMATION

Franchise Timeline (Established) ..... Philadelphia Warriors (1946-47), San Francisco Warriors (1962-63), ... Golden State Warriors (1971-72)
Address ..... 1011 Broadway; Oakland, CA 94607
Co-Executive Chairman & CEO ..... Joe Lacob
General Manager ..... Bob Myers
Head Coach ..... Steve Kerr
Associate Head Coach ..... Alvin Gentry
Assistant Coaches ..... Ron Adams, Luke Walton,
Assistant Coach/Player Development ..... Jarron Collins, Bruce Fraser
Head Athletic Trainer ..... JoHan Wang
Public Relations ..... Raymond Ridder, Dan Martinez, Brett Winkler, Matt de Nesnera
Home Court ..... Oracle Arena (19,596)

BROADCAST INFORMATION

Radio ..... KNBR (680/1050 AM): Tim Roye, Tom Tolbert
Television ..... Comcast SportsNet Bay Area: Bob Fitzgerald, Jim Barnett

ALL-TIME SERIES INFORMATION

SIXERS

Largest Margin of Victory: 46, 12/14/68
Most Pts. Scored: 163, 3/10/63
Fewest Pts. Scored: 64, 12/29/49

WARRIORS

Largest Margin of Victory: 43, 11/09/61
Most Pts. Scored: 151, 11/9/61
Fewest Pts. Scored: 61, 11/1/53

SIXERS 2013-14 SEASON SERIES STATISTICS VS. WARRIORS

PLAYER	G-GS	MIN	FG-A	PCT	3FG-A	PCT	FT-A	PCT	OFF	DEF	TOT	AST	PF-DQ	STL	TO	BLK	PTS	AVG
Carter-Williams	2-2	66	12-35	.343	2-10	.200	16-22	.727	2	8	10	7	6-0	0	10	0	42	21.0
Turner	2-2	57	13-25	.520	0-1	.000	4-5	.800	2	9	11	3	1-0	6	7	0	30	15.0
Wroten	2-0	48	10-26	.385	1-5	.200	2-7	.286	4	4	8	2	1-0	0	4	0	23	11.5
Young	2-2	51	8-25	.320	0-6	.000	2-2	1.000	2	2	4	1	3-0	3	6	0	18	9.0
Morris	1-0	19	2-6	.333	0-3	.000	4-5	.800	1	1	2	5	3-0	4	2	0	8	8.0
Thompson	1-0	17	3-7	.429	1-2	.500	0-0	---	1	3	4	0	1-0	0	2	1	7	7.0
Williams	1-0	26	2-6	.333	1-2	.500	2-2	1.000	0	3	3	1	3-0	1	2	0	7	7.0
Hawes	2-2	52	4-16	.250	1-4	.250	2-5	.400	3	11	14	7	8-0	2	3	1	11	5.5
Anderson	2-2	51	4-13	.308	1-7	.143	0-0	---	2	4	6	3	3-0	0	1	1	9	4.5
Davies	1-0	12	1-4	.250	0-0	---	2-3	.667	1	0	1	1	0-0	2	0	0	4	4.0
Allen	2-0	43	3-8	.375	0-1	.000	0-0	---	1	13	14	2	5-0	1	2	1	6	3.0
L. Brown	1-0	4	1-2	.500	0-1	.000	0-0	---	0	3	3	1	1-0	0	0	0	2	2.0
Moultrie	1-0	18	1-3	.333	0-0	---	0-0	---	0	4	4	0	2-0	0	0	1	2	2.0
Orton	1-0	17	0-2	.000	0-0	---	1-3	.333	2	4	6	1	2-0	0	2	0	1	1.0
76ERS	2	480	64-178	.360	7-42	.167	35-54	.648	21	69	90	34	39-0	19	41	5	170	85.0

WARRIORS 2012-13 SEASON SERIES STATISTICS VS. SIXERS

PLAYER	G-GS	MIN	FG-A	PCT	3FG-A	PCT	FT-A	PCT	OFF	DEF	TOT	AST	PF-DQ	STL	TO	BLK	PTS	AVG
Iguodala	2-2	66	15-27	.556	8-16	.500	5-6	.833	3	7	10	9	4-0	5	2	3	43	21.5
Curry	2-2	57	14-27	.519	8-18	.444	5-5	1.000	5	10	15	20	3-0	6	9	1	41	20.5
Speights	2-0	40	16-23	.696	1-3	.333	8-10	.800	3	7	10	1	6-0	0	4	4	41	20.5
Lee	2-2	57	13-23	.565	0-0	---	5-6	.833	6	14	20	6	3-0	1	7	1	31	15.5
Barnes	1-0	24	5-9	.556	1-2	.500	0-0	---	0	1	1	0	1-0	1	0	0	11	11.0
Thompson	2-2	53	7-21	.333	5-12	.417	2-3	.667	1	7	8	5	4-0	2	1	1	21	10.5
Bazemore	2-0	21	5-13	.385	2-5	.400	3-6	.500	1	3	4	1	4-0	3	2	1	15	7.5
Green	2-1	49	4-12	.333	1-3	.333	4-4	1.000	1	19	20	3	5-0	2	2	6	13	6.5
Brooks	1-0	7	1-5	.200	0-1	.000	3-4	.750	1	1	2	0	0-0	0	0	0	5	5.0
Bogut	1-1	23	1-1	1.000	0-0	---	2-4	.500	0	7	7	3	4-0	2	1	1	4	4.0
Douglas	1-0	19	1-5	.200	1-4	.250	0-0	---	2	1	3	2	3-0	1	3	0	3	3.0
Crawford	1-0	25	1-6	.167	0-1	.000	0-0	---	0	5	5	1	1-0	2	3	0	2	2.0
Nedovic	1-0	12	1-3	.333	0-2	.000	0-0	---	0	1	1	0	0-0	0	2	0	2	2.0
Kuzmic	2-0	15	0-2	.000	0-0	---	1-2	.500	2	2	4	0	3-0	1	3	0	1	0.5
O'Neal	1-0	12	0-3	.000	0-0	---	0-0	---	1	3	4	1	3-0	1	1	0	0	0.0
WARRIORS	2	480	84-180	.467	27-67	.403	38-50	.760	26	88	114	52	44-0	27	40	18	233	116.5

DATE	H/A	W/L	PHI	OPP
11/6/49	H	W	82	72
12/29/49	N	W	64	62
11/30/50	A	L	78	81
12/28/50	A	L	88	91*
1/21/51	H	L	86	96
2/4/51	H	W	78	75
2/27/51	A	L	72	86
3/4/51	H	W	85	79
3/11/51	H	L	91	95
3/17/51	A	L	86	100
11/16/51	A	W	97	90
11/30/51	A	L	75	82
12/9/51	H	W	93	74
1/6/52	H	W	98	93
1/25/52	A	L	94	95*
2/8/52	A	W	96	87
2/10/52	H	W	91	84
3/8/52	A	L	83	92
3/9/52	H	W	99	82
11/1/52	A	L	84	86*
11/2/52	H	W	117	91
12/6/52	A	W	82	74
12/11/52	H	W	102	83
1/10/53	N	W	87	77
1/11/53	H	W	76	72
2/8/53	H	W	98	89
2/22/53	H	W	86	73
2/24/53	N	W	74	63
3/7/53	N	L	87	88
10/31/53	A	L	73	79
11/1/53	H	W	85	61
1/2/54	A	W	74	66
1/3/54	H	L	77	90
1/24/54	H	L	78	80
1/26/54	N	W	79	75
2/3/54	N	L	70	82
2/11/54	A	L	74	76**
2/16/54	N	L	77	95
3/6/54	H	W	88	77
11/16/54	N	W	86	85
12/4/54	H	L	73	79
12/5/54	H	W	89	72
12/7/54	N	W	88	81
12/12/54	H	L	87	96
12/29/54	A	L	70	72
1/19/55	N	W	98	97*
1/26/55	N	W	107	99
1/30/55	H	L	83	93
2/18/55	A	L	86	110
2/27/55	H	W	105	77
3/6/55	H	W	107	101
11/19/55	A	L	94	102
11/23/55	N	L	101	104
12/9/55	A	L	92	101
12/18/55	H	W	99	79
12/29/55	A	L	83	112
1/4/56	H	L	87	88
1/25/56	A	L	100	112
1/26/56	H	W	100	89
2/7/56	N	L	95	128
2/26/56	H	L	85	87
3/3/56	A	L	96	102
3/11/56	H	W	99	88
10/27/56	N	W	109	103**
11/17/56	A	L	96	109
11/18/56	H	W	99	97
12/15/56	H	L	108	117
12/29/56	A	W	104	103*
1/6/57	H	W	128	123
1/17/57	A	W	108	103
1/18/57	N	L	94	96
2/2/57	A	L	100	107
2/21/57	H	W	92	86
3/2/57	A	L	85	98
3/3/57	H	W	112	86
10/25/57	H	W	103	85
11/14/57	A	W	97	94
11/27/57	H	W	92	87
11/28/57	A	L	98	102
12/3/57	N	W	119	96
12/29/57	H	W	105	97
1/5/58	A	W	111	96
1/23/58	A	W	101	88

DATE	H/A	W/L	PHI	OPP
2/13/58	H	W	108	98
2/20/58	N	L	97	110
2/27/58	A	L	91	97
3/12/58	H	W	110	99
10/25/58	H	L	109	110
11/8/58	A	W	103	98
11/23/58	A	L	107	110
12/9/58	N	W	106	90
12/13/58	H	W	115	110
1/2/59	A	W	117	107
1/7/59	H	W	111	99
1/14/59	N	W	119	104
2/15/59	H	W	121	101
2/21/59	A	L	112	113
3/6/59	N	L	114	118
3/8/59	H	W	133	103
11/4/59	A	L	113	124
11/21/59	H	W	116	107
11/22/59	N	L	103	114
12/13/59	H	W	150	121
12/25/59	N	L	121	129
1/9/60	A	L	112	119
1/13/60	N	L	131	132*
1/20/60	H	L	123	129
2/4/60	H	W	137	110
2/6/60	A	L	126	129
2/17/60	A	L	116	123
2/18/60	H	W	136	122
3/9/60	H	W	137	126
10/22/60	H	L	123	133
11/17/60	A	W	106	105
12/6/60	N	L	107	113
12/11/60	H	W	132	121
1/5/61	A	L	127	139
1/15/61	H	W	116	113
1/18/61	N	W	129	118
2/1/61	H	L	113	122
2/9/61	A	W	136	126
2/18/61	N	W	129	110
3/1/61	H	W	149	128
3/3/61	N	L	116	123
3/4/61	A	L	115	116
10/27/61	A	W	126	122
10/28/61	H	L	113	119
11/9/61	A	L	108	151
11/18/61	H	W	148	130
12/14/61	A	L	125	136
12/26/61	N	L	111	118
1/9/62	A	W	129	120
1/21/62	N	L	132	139*
2/3/62	H	W	134	112
2/4/62	A	L	117	128
2/21/62	H	W	150	109
3/11/62	H	W	149	130
12/11/62	A	L	124	136
12/16/62	A	W	144	137
12/22/62	H	L	118	123
12/28/62	N	L	117	124
1/26/63	A	W	116	110
1/27/63	A	W	119	110
2/10/63	H	W	139	115
3/10/63	H	W	163	148
11/12/63	H	W	106	102*
12/20/63	A	W	114	112
12/22/63	A	L	104	118
12/26/63	H	W	118	112
1/17/64	H	L	91	112
1/28/64	H	L	117	139
3/16/64	A	W	111	110
3/18/64	A	L	85	89
11/10/64	H	L	99	110
11/26/64	H	W	128	117
12/14/64	N	W	119	112
12/18/64	A	L	111	117
12/20/64	A	W	113	111
1/6/65	N	W	121	102
1/21/65	H	W	111	102
2/9/65	N	W	132	114
2/11/65	A	L	100	106
3/16/65	H	L	107	115
11/4/65	N	L	119	121
11/5/65	H	W	133	115
11/11/65	N	W	109	101

DATE	H/A	W/L	PHI	OPP
11/26/65	A	W	132	120
11/27/65	A	W	124	117
12/18/65	A	W	120	116*
12/20/65	A	L	118	124
12/26/65	H	W	121	107
2/19/66	A	W	123	119
3/3/66	H	W	135	125
11/4/66	H	W	134	129
11/24/66	H	W	140	123
12/22/66	A	W	116	114
2/2/67	N	L	120	137
2/4/67	N	W	140	127
2/7/67	N	W	126	123
3/2/67	H	W	136	128
3/14/67	A	W	139	110
3/16/67	A	L	131	145
11/4/67	H	W	117	110
11/10/67	A	L	104	123
11/29/67	H	L	95	113
1/19/68	A	L	120	131
2/4/68	H	W	141	117
2/13/68	A	W	112	105
2/27/68	H	W	127	107
12/14/68	H	W	137	91
12/21/68	A	L	94	109
1/19/69	H	L	97	98
2/14/69	H	L	111	127
2/19/69	A	L	117	134
2/22/69	A	W	129	122
12/20/69	A	W	122	109
12/26/69	H	W	141	121
12/28/69	N	W	138	112
1/16/70	H	W	127	105
2/7/70	A	W	115	111
3/22/70	H	W	132	112
10/28/70	A	W	111	108
11/24/70	H	L	96	104
12/11/70	H	L	101	102
12/19/70	A	W	108	99
1/5/71	H	W	97	92
11/25/71	A	W	112	111
12/16/71	A	L	93	113
1/22/72	H	L	106	113
2/10/72	A	L	112	121
3/25/72	H	L	115	116
11/16/72	A	L	106	128
1/6/73	A	L	79	111
1/31/73	H	L	115	131
3/11/73	N	L	93	97
11/17/73	A	W	109	106
11/23/73	N	L	106	111
2/23/74	A	L	106	125
3/8/74	H	L	96	106
11/16/74	A	W	106	102
12/20/74	H	L	93	94
1/23/75	A	L	100	108
2/15/75	H	L	101	108
11/25/75	H	W	109	108
1/29/76	A	L	114	123
2/22/76	A	L	93	94
2/27/76	H	L	114	121
11/4/76	A	W	101	96
12/17/76	H	L	114	117
3/3/77	A	L	119	121*
3/23/77	H	L	120	128
10/29/77	A	L	110	113
11/25/77	H	W	125	119*
1/22/78	H	W	99	87
3/1/78	A	W	125	119
11/21/78	H	L	105	115
12/20/78	A	L	81	85
1/26/79	A	W	105	96
1/31/79	H	L	106	108
2/24/80	A	W	103	100
3/2/80	H	W	144	99
11/19/80	H	W	110	101
1/3/81	A	W	119	105
12/29/81	A	W	142	135
3/10/82	H	W	134	114
2/3/83	A	W	117	111
2/27/83	H	W	115	104
1/3/84	A	L	106	115
1/14/84	H	W	129	103

DATE	H/A	W/L	PHI	OPP
12/29/84	A	W	109	95
2/20/85	H	W	137	116
11/20/85	H	W	117	113
2/1/86	A	L	121	125
11/13/86	A	L	104	112
2/18/87	H	W	114	103
11/27/87	A	L	103	109
2/3/88	H	W	96	84
12/27/88	A	L	112	119
1/27/89	H	W	113	112
2/7/90	H	L	112	113
2/21/90	A	W	96	95
1/18/91	H	L	138	141*
2/16/91	A	L	124	133
11/8/91	H	W	126	116
3/30/92	A	L	106	124
1/13/93	H	W	129	122
3/1/93	A	L	118	131
11/26/93	H	L	88	100
12/28/93	A	W	107	90
2/20/95	A	L	85	98
3/22/95	H	W	119	102
11/25/95	H	L	89	107
1/3/96	A	L	111	122
1/3/97	A	L	114	122
1/15/97	H	L	111	128
12/27/97	A	W	85	78
1/17/98	H	W	112	84
12/29/99	A	W	97	94
1/5/00	H	W	113	92
12/27/00	A	W	118	110
3/30/01	H	W	102	89
12/5/01	A	L	87	93
2/20/02	H	W	114	107
12/30/02	A	L	98	104
3/28/03	H	L	98	102
11/1/03	A	L	90	104
3/30/04	H	W	95	71
1/3/05	A	W	112	104
3/8/05	H	L	85	104
12/21/05	H	W	111	100
3/19/06	A	L	89	98
12/26/06	A	L	97	116
2/2/07	H	L	101	102
11/24/07	H	L	98	100*
2/29/08	A	L	97	119
11/23/08	H	W	89	81
3/20/09	A	L	111	119
12/14/09	H	W	117	101
2/23/10	A	W	110	102
12/27/10	A	L	95	110
3/6/11	H	W	125	117*
12/31/11	A	W	107	79
3/2/12	H	W	105	83
12/28/12	A	L	89	96
3/2/13	H	W	104	97
11/4/13	H	L	90	110
2/10/14	A	L	80	123

** overtime*
***double-overtime*

★ HOUSTON ROCKETS ★

Kevin McHale

2014-15 SCHEDULE

11/3/14	@ PHI
11/14/14	@ HOU

ALL-TIME SERIES RESULTS

Overall:	68-65
Home:	40-22
Away:	25-40
Neutral:	3-3

PLAYOFFS

Home:	4-2
Away:	2-1
Overall:	2-1

GENERAL INFORMATION

Franchise Timeline (Established) ..... San Diego Rockets (1967-68); Houston Rockets (1971-72)
Address ..... 1510 Polk Street; Houston, TX 77002
Owner ..... Leslie Alexander
General Manager ..... Daryl Morey
Head Coach ..... Kevin McHale
Assistant Coaches ..... John-Blair Bickerstaff, Chris Finch, Greg Buckner
Vice President of Basketball Operations/Athletic Trainer ..... Keith Jones
Media Relations ..... Tracey Hughes, Brian Travis, Jenny Zehentner
Home Court: ..... Toyota Center (18,055)

BROADCAST INFORMATION

Radio ..... SportsTalk 790 (KBME 790 AM): Craig Ackerman, Joel Blank
Spanish Radio ..... KBME 850 AM: Adrian Chavarria
Television ..... Comcast SportsNet Houston: Bill Worrell, Clyde Drexler, Matt Bullard

ALL-TIME SERIES INFORMATION

SIXERS

Largest Margin of Victory: 31, 3/5/68
Most Pts. Scored: 159, 1/25/70
Fewest Pts. Scored: 66, 11/17/03

ROCKETS

Largest Margin of Victory: 38, 2/16/93
Most Pts. Scored: 149, 2/16/93
Fewest Pts. Scored: 73, 12/8/99

SIXERS 2013-14 SEASON SERIES STATISTICS VS. ROCKETS

PLAYER	G-GS	MIN	FG-A	PCT	3FG-A	PCT	FT-A	PCT	OFF	DEF	TOT	AST	PF-DQ	STL	TO	BLK	PTS	AVG
Anderson	2-2	73	23-34	.676	12-19	.632	8-8	1.000	1	7	8	2	7-0	3	2	0	66	33.0
Turner	1-1	46	9-23	.391	0-4	.000	5-5	1.000	0	7	7	5	2-0	1	3	0	23	23.0
Hawes	1-1	36	7-16	.438	3-5	.600	1-2	.500	3	6	9	4	4-0	3	3	3	18	18.0
Wroten	1-1	41	7-18	.389	0-2	.000	4-7	.571	5	5	10	11	5-0	0	4	1	18	18.0
Young	2-2	74	11-31	.355	2-5	.400	6-8	.750	4	13	17	2	3-0	2	8	2	30	15.0
Sims	1-1	26	6-11	.545	0-0	---	6-8	.750	4	2	6	2	5-0	1	2	1	18	18.0
Morris	1-0	19	3-10	.300	2-5	.400	2-2	1.000	2	1	3	3	2-0	1	0	0	10	10.0
Williams	1-0	27	3-9	.333	1-3	.333	1-2	.500	0	1	1	2	0-0	1	2	1	8	8.0
Ware	1-0	23	2-10	.200	2-6	.333	1-2	.500	0	1	1	2	2-0	2	1	0	7	7.0
Varnado	1-0	22	2-2	1.000	0-0	---	1-2	.500	2	2	4	2	3-0	1	2	2	5	5.0
Carter-Williams	1-1	28	2-11	.182	0-3	.000	0-0	---	1	0	1	10	3-0	2	3	0	4	4.0
Mullens	1-0	3	0-1	.000	0-1	.000	0-0	---	0	0	0	1	0-0	0	0	0	0	0.0
Thompson	2-1	29	2-4	.500	2-3	.667	1-2	.500	1	5	6	1	6-0	0	3	0	7	3.5
Nunnally	1-0	18	1-5	.200	1-3	.333	0-0	---	0	3	3	1	2-0	1	0	0	3	3.0
Davies	2-0	24	0-6	.000	0-2	.000	3-6	.500	3	5	8	1	5-0	0	1	1	3	1.5
Allen	1-0	17	0-2	.000	0-0	---	1-2	.500	3	2	5	3	0-0	3	0	2	1	1.0
Orton	1-0	0	0-0	---	0-0	---	0-0	---	0	0	0	0	0-0	0	0	0	0	0.0
76ERS	2	505	78-193	.404	25-61	.410	40-56	.714	29	60	89	52	49-0	21	35	13	221	110.5

ROCKETS 2013-14 SEASON SERIES STATISTICS VS. SIXERS

PLAYER	G-GS	MIN	FG-A	PCT	3FG-A	PCT	FT-A	PCT	OFF	DEF	TOT	AST	PF-DQ	STL	TO	BLK	PTS	AVG
Harden	1-1	31	9-17	.529	3-8	.375	5-6	.833	4	6	10	10	0-0	1	5	0	26	26.0
Lin	2-1	76	14-28	.500	10-17	.588	9-10	.900	0	6	6	18	9-0	0	10	0	47	23.5
Howard	2-2	68	15-26	.577	0-1	.000	10-18	.556	7	21	28	7	7-0	4	5	9	40	20.0
Parsons	2-2	82	16-33	.485	3-9	.333	3-6	.500	3	8	11	14	6-0	2	7	4	38	19.0
Jones	2-2	66	12-27	.444	2-6	.333	4-6	.667	5	13	18	1	4-0	4	2	5	30	15.0
Casspi	2-0	37	8-18	.444	2-6	.333	3-6	.500	2	4	6	3	4-0	2	2	1	21	10.5
Beverley	2-2	50	5-10	.500	2-7	.286	5-6	.833	3	6	9	6	5-0	3	0	1	17	8.5
Hamilton	1-0	12	1-5	.200	1-3	.333	0-0	---	1	4	5	0	2-0	0	2	0	3	3.0
Motiejunas	1-0	18	3-7	.429	0-2	.000	0-0	---	2	2	4	0	5-0	2	2	0	6	6.0
Canaan	1-0	14	2-6	.333	1-3	.333	0-0	---	0	1	1	0	2-0	1	3	1	5	5.0
Asik	2-0	26	2-4	.500	0-0	---	0-1	.000	3	4	7	0	3-0	1	0	0	4	2.0
Brooks	1-0	4	0-1	.000	0-1	.000	0-0	---	0	0	0	0	1-0	0	0	0	0	0.0
Garcia	1-0	20	0-4	.000	0-4	.000	0-0	---	0	2	2	2	1-0	1	1	0	0	0.0
ROCKETS	2	505	87-186	.468	24-67	.358	39-59	.661	30	77	107	61	49-0	21	41	21	237	118.5

★ HOUSTON ROCKETS ★

DATE	H/A	W/L	PHI	OPP
11/7/67	A	W	130	105
11/8/67	A	W	129	114
11/23/67	H	W	128	117
2/7/68	N	W	125	103
2/16/68	A	W	124	108
2/18/68	A	L	106	111
3/5/68	H	W	134	103
11/24/68	A	L	128	135*
12/4/68	H	W	110	99
12/10/68	N	L	120	132
12/20/68	A	W	116	109
1/17/69	H	W	129	124
2/18/69	A	W	125	113
11/19/69	H	L	116	125
1/25/70	H	W	159	131
2/6/70	A	W	129	124
2/27/70	H	W	125	111
3/9/70	N	W	131	112
3/15/70	A	L	128	137
10/16/70	H	W	127	119
10/24/70	A	L	111	116
12/15/70	H	W	122	98
1/17/71	A	W	106	105
3/2/71	H	L	103	111
10/14/71	A	W	105	94
11/17/71	H	L	112	118
11/24/71	A	L	108	109
2/14/72	H	L	116	130
3/12/72	A	L	112	121
11/1/72	H	L	104	108
11/11/72	N	W	114	112
12/22/72	A	L	103	116
2/6/73	N	L	117	123
2/23/73	N	L	116	138
3/23/73	H	L	112	132
10/10/73	H	L	88	104
10/16/73	A	W	106	101
11/13/73	A	L	83	97
12/1/73	H	W	108	106*
1/2/74	H	L	99	101
2/20/74	A	L	98	115
10/25/74	A	L	86	110
12/11/74	H	W	103	96
2/2/75	H	W	90	77
2/21/75	A	L	85	103
11/29/75	A	L	98	99
1/27/76	A	L	116	127
2/13/76	H	W	134	109
3/27/76	A	L	95	109
4/5/76	H	W	130	129*
10/27/76	A	W	116	94
12/29/76	A	L	91	93
1/12/77	H	W	102	97
3/18/77	H	W	124	104
11/22/77	H	W	105	99
12/3/77	A	L	116	120*
1/10/78	H	W	95	80
4/1/78	A	L	112	116
10/28/78	A	W	101	99
12/15/78	H	W	91	84
3/21/79	A	W	114	108
4/4/79	H	W	121	120
10/13/79	A	L	94	97
11/23/79	H	W	113	102
12/21/79	H	W	117	106
12/29/79	A	L	100	104
1/31/80	A	W	110	105
11/26/80	A	W	101	100
1/9/81	H	W	107	94
11/21/81	H	W	135	106
1/28/82	A	L	101	109
12/28/82	A	W	104	93
2/18/83	H	W	127	98
11/25/83	A	W	115	101
2/8/84	H	W	118	107
1/11/85	H	W	115	108
3/3/85	A	L	90	99
12/18/85	H	W	126	108
1/4/86	A	L	100	115
11/23/86	H	W	114	104
3/1/87	A	W	102	97
2/22/88	A	L	106	119
3/28/88	H	W	108	98
1/7/89	A	W	96	95
4/2/89	H	W	108	99
1/6/90	A	L	119	124*
4/3/90	H	W	133	112
12/12/90	H	L	100	108
3/9/91	A	L	80	97
1/8/92	H	W	114	104
2/20/92	A	L	101	110
2/10/93	H	L	90	98
2/16/93	A	L	111	149
11/15/93	H	L	84	88
1/8/94	A	L	93	100
3/14/95	H	L	107	136
3/19/95	A	L	103	114
11/22/95	H	L	106	115
2/29/96	A	L	95	109
12/7/96	A	L	108	123
1/10/97	H	L	99	120
11/12/97	A	W	114	100
1/31/98	H	L	86	102
12/8/99	H	W	83	73
2/3/00	A	L	106	109
1/24/01	A	W	85	84*
2/7/01	H	L	87	112
11/8/01	A	L	72	77
1/15/02	H	W	112	106*
12/27/02	A	L	72	97
4/4/03	H	L	79	88*
11/17/03	H	L	66	74
12/31/03	A	L	72	80
12/4/04	A	L	76	77
2/2/05	H	L	95	118
2/6/06	H	L	81	87
3/1/06	A	W	106	101
1/29/07	A	L	84	105
3/18/07	H	L	74	124
12/10/07	H	W	100	88
1/15/08	A	W	111	107
1/6/09	H	W	104	96
1/28/09	A	W	95	93
12/11/09	H	L	91	96
2/6/10	A	W	102	95
2/16/11	A	W	114	105
3/30/11	H	W	108	97
2/22/12	A	L	87	93
12/19/12	A	L	103	125
1/12/13	H	W	107	100
11/23/13	H	W	123	117*
3/27/14	A	L	98	120

** overtime*
***double-overtime*

★ INDIANA PACERS ★

Frank Vogel

2014-15 SCHEDULE

10/29/14	@ IND
1/10/15	@ PHI
2/20/15	@ PHI
3/1/15	@ IND

ALL-TIME SERIES RESULTS

Overall:	94-67
Home:	50-30
Away:	44-37

PLAYOFFS

Home:	7-9
Away:	3-5
Overall:	7-9

GENERAL INFORMATION

Franchise Timeline (Established) ..... Indiana Pacers (1976-77)
Address ..... 125 S. Pennsylvania Street; Indianapolis, IN 46204
Owner, Chairman and Chief Executive Officer ..... Herbert Simon
President of Basketball Operations ..... Larry Bird
Executive Vice President of Basketball Operations/General Manager ..... Kevin Pritchard
Head Coach ..... Frank Vogel
Associate Head Coach ..... Nate McMillan
Assistant Coaches ..... Dan Burke, Popeye Jones
Scout/Assistant Coach ..... Jimmy Powell
Head Athletic Trainer/Team Administrator ..... Josh Corbeil
Public Information ..... David Benner, Krissy Myers, Wes Kaminski
Home Court ..... Conseco Fieldhouse (18,165)

BROADCAST INFORMATION

Radio ..... 1070 The Fan: Mark Boyle, Bob Leonard
Television ..... FSN Indiana: Quinn Buckner, Chris Denari, Austin Croshere

ALL-TIME SERIES INFORMATION

SIXERS

Largest Margin of Victory: 27, 11/13/80
Most Pts. Scored: 134, 11/7/84
Fewest Pts. Scored: 69, 2/6/13

PACERS

Largest Margin of Victory: 45, 4/22/94
Most Pts. Scored: 136, 4/6/79
Fewest Pts. Scored: 75, 11/3/10

SIXERS 2013-14 SEASON SERIES STATISTICS VS. PACERS

PLAYER	G-GS	MIN	FG-A	PCT	3FG-A	PCT	FT-A	PCT	OFF	DEF	TOT	AST	PF-DQ	STL	TO	BLK	PTS	AVG
Young	2-2	86	19-50	.380	4-14	.286	6-9	.667	3	8	11	12	6-0	3	5	2	48	24.0
Turner	1-1	39	8-26	.308	0-4	.000	5-7	.714	2	9	11	2	5-0	1	6	0	21	21.0
Carter-Williams	3-3	122	23-57	.404	2-13	.154	8-17	.471	6	22	28	16	13-0	9	11	3	56	18.7
Wroten	2-1	49	8-22	.364	0-4	.000	9-9	1.000	2	3	5	4	6-0	3	4	1	25	12.5
Anderson	2-2	75	9-29	.310	2-14	.143	4-4	1.000	1	8	9	3	4-0	5	1	2	24	12.0
Thompson	3-2	104	12-19	.632	7-10	.700	4-4	1.000	4	7	11	4	6-0	4	2	1	35	11.7
Orton	1-1	36	3-11	.273	0-0	---	4-5	.800	4	6	10	1	3-0	0	0	2	10	10.0
Mullens	2-0	39	8-12	.667	4-7	.571	0-0	---	3	4	7	2	5-0	2	4	0	20	10.0
Williams	3-0	51	5-14	.357	2-7	.286	3-3	1.000	3	7	10	2	11-0	0	4	0	15	5.0
Allen	1-1	26	1-4	.250	0-0	---	2-2	1.000	6	3	9	2	5-0	1	2	2	4	4.0
L. Brown	1-0	10	2-6	.333	0-0	---	0-0	---	2	1	3	0	1-0	1	0	0	4	4.0
Sims	2-2	49	5-18	.278	0-0	---	5-6	.833	5	10	15	5	6-0	2	1	1	15	7.5
Varnado	2-0	15	1-2	.500	0-0	---	1-2	.500	0	1	1	1	2-0	0	1	0	3	1.5
Davies	2-0	10	1-2	.500	0-0	---	0-2	.000	2	1	3	2	5-0	0	1	0	2	1.0
Nunnally	1-0	9	0-1	.000	0-1	.000	0-0	---	0	0	0	1	2-0	0	0	0	0	0.0
76ERS	3	720	105-273	.385	21-74	.284	51-70	.729	43	90	133	57	80-0	31	43	14	282	94.0

PACERS 2013-14 SEASON SERIES STATISTICS VS. SIXERS

PLAYER	G-GS	MIN	FG-A	PCT	3FG-A	PCT	FT-A	PCT	OFF	DEF	TOT	AST	PF-DQ	STL	TO	BLK	PTS	AVG
George	3-3	109	19-42	.452	7-14	.500	23-27	.852	3	12	15	11	5-0	6	9	1	68	22.7
Stephenson	3-3	115	22-35	.629	2-10	.200	10-12	.833	4	18	22	8	7-0	2	15	1	56	18.7
West	3-3	99	17-38	.447	0-0	---	8-10	.800	3	27	30	10	7-0	2	6	7	42	14.0
Allen	1-0	18	6-6	1.000	0-0	---	1-2	.500	0	4	4	0	2-0	0	0	2	13	13.0
Hibbert	3-3	91	12-25	.480	0-0	---	15-18	.833	6	15	21	3	11-0	2	8	12	39	13.0
G. Hill	3-3	111	12-32	.375	7-19	.368	5-6	.833	5	12	17	17	7-0	5	6	2	36	12.0
Mahinmi	1-0	19	4-5	.800	0-0	---	2-4	.500	3	2	5	1	2-0	0	0	1	10	10.0
Scola	3-0	49	3-11	.273	0-0	---	11-18	.611	1	10	11	3	6-0	1	4	0	17	5.7
Sloan	1-0	12	2-2	1.000	1-1	1.000	0-0	---	0	2	2	0	1-0	1	1	0	5	5.0
Watson	2-0	19	3-7	.429	1-4	.250	0-0	---	0	2	2	1	2-0	1	3	0	7	3.5
Johnson	1-0	15	1-6	.167	1-3	.333	0-0	---	2	1	3	1	0-0	0	0	0	3	3.0
Turner	2-0	44	3-11	.273	0-2	.000	0-0	---	1	10	11	5	3-0	1	3	0	6	3.0
Copeland	2-0	12	1-3	.333	1-3	.333	0-0	---	0	1	1	0	4-0	0	0	1	3	1.5
S. Hill	1-0	7	0-1	.000	0-1	.000	1-1	1.000	0	1	1	0	0-0	0	0	0	1	1.0
PACERS	3	720	105-224	.469	20-57	.351	76-98	.776	28	117	145	60	57-0	21	56	27	306	102.0

★ INDIANA PACERS ★

DATE	H/A	W/L	PHI	OPP
11/17/76	H	L	117	123
12/18/76	A	W	97	93
2/1/77	A	L	109	110
2/11/77	H	W	118	109
12/10/77	A	L	108	114*
2/3/78	H	W	116	104
2/14/78	A	W	119	116
4/7/78	H	L	118	127
12/27/78	H	W	122	110
1/5/79	A	L	96	123
3/16/79	H	W	114	106
4/6/79	A	L	118	136
10/24/79	H	W	132	110
11/3/79	A	W	120	114**
11/26/79	H	W	113	112
2/5/80	A	W	109	108
3/5/80	H	W	120	113
3/14/80	A	L	94	104
11/13/80	A	W	130	103
11/21/80	H	W	97	88
12/16/80	A	W	109	107
1/21/81	H	W	118	104
3/10/81	A	W	103	102
3/18/81	H	W	107	95
11/4/81	H	W	107	99
11/27/81	A	W	124	112*
1/22/82	A	W	112	105
2/10/82	H	W	102	96
3/19/82	H	W	112	95
4/13/82	A	W	93	89
11/12/82	H	L	108	117
11/24/82	A	W	121	106
1/15/83	H	W	114	105
3/15/83	A	W	132	128
4/8/83	H	W	126	118*
10/29/83	A	W	124	112*
11/29/83	A	W	98	96
2/1/84	H	W	111	103
3/13/84	A	W	121	106
4/6/84	H	W	112	106
11/7/84	H	W	134	113

DATE	H/A	W/L	PHI	OPP
11/21/84	A	W	112	107
11/28/84	H	W	122	101
2/12/85	A	W	124	116
4/6/85	A	L	117	121
4/12/85	H	W	111	105
11/6/85	H	W	105	97
11/29/85	A	W	110	100
12/17/85	A	W	102	96
3/9/86	H	W	120	102
3/11/86	A	W	101	91
4/11/86	H	W	130	122
10/31/86	H	W	108	104
11/4/86	A	L	121	125**
12/10/86	H	W	122	112
1/13/87	A	W	101	94
2/3/87	A	W	99	94
4/17/87	H	L	111	115
11/6/87	H	W	108	95
1/29/88	H	W	94	89
2/4/88	A	L	95	109
3/6/88	A	W	105	100
3/18/88	H	W	129	109
4/16/88	A	L	92	126
11/26/88	H	W	122	114
12/3/88	A	W	107	100
2/14/89	A	W	113	108
2/15/89	H	W	113	98
11/25/89	A	W	111	103
1/8/90	H	W	120	116
1/31/90	A	W	112	108
4/18/90	H	W	124	113
11/13/90	A	W	108	100
11/28/90	H	W	116	106
1/23/91	H	L	109	110
4/3/91	A	W	107	104
12/26/91	A	W	113	110
1/29/92	H	L	90	115
3/11/92	H	W	111	93
3/22/92	A	L	100	108
11/11/92	A	L	114	120
12/21/92	H	W	113	101

DATE	H/A	W/L	PHI	OPP
1/12/93	A	L	93	112
1/27/93	H	L	125	127*
11/24/93	A	W	108	97
1/14/94	H	W	104	102*
4/13/94	H	L	87	115
4/22/94	A	L	88	133
12/9/94	H	L	88	94
1/28/95	A	L	103	106*
3/25/95	H	L	75	84
4/19/95	A	L	91	103
12/5/95	A	L	91	108
2/7/96	H	W	102	101
2/23/96	A	L	95	102
4/3/96	H	L	87	102
11/20/96	H	L	92	103
1/19/97	A	L	107	111
4/4/97	H	L	103	114
11/30/97	A	L	89	101
1/28/98	H	L	90	93*
2/19/98	A	L	77	82
2/22/98	H	L	92	97
2/18/99	A	L	95	99
3/17/99	H	W	114	110
4/16/99	H	W	93	83
1/22/00	H	W	103	97
2/7/00	A	L	84	109
3/26/00	A	W	111	101
4/17/00	H	L	90	92
1/28/01	A	W	86	81
4/1/01	H	W	104	93
4/17/01	A	W	111	105*
11/6/01	H	L	77	87
2/17/02	A	L	76	86
3/8/02	H	W	109	100
4/17/02	A	L	80	103
12/15/02	A	L	97	107
1/6/03	H	L	104	105
3/12/03	H	W	96	93
3/26/03	A	W	91	85
11/9/03	H	L	74	85
11/28/03	A	L	77	90

DATE	H/A	W/L	PHI	OPP
2/28/04	A	L	74	81
4/12/04	H	L	93	107
11/12/04	H	W	106	104*
12/22/04	A	W	102	90
1/31/05	H	W	89	88
4/15/05	A	W	90	86
11/5/05	A	W	111	109
3/5/06	H	L	93	94
3/26/06	A	L	79	92
11/7/06	A	L	86	97
12/20/06	H	L	93	101
3/10/07	A	W	100	96
4/10/07	H	W	90	86
12/19/07	A	L	85	102
1/21/08	H	L	103	110
4/11/08	H	L	76	85
11/14/08	A	W	94	92
12/20/08	H	L	94	95
2/5/09	H	W	99	94
2/17/09	A	L	91	100
1/23/10	A	W	107	97
1/25/10	H	L	98	109
3/9/10	A	L	96	107
10/30/10	A	L	86	99
11/3/10	H	W	101	75
1/11/11	H	L	103	111
3/8/11	A	W	110	100
1/9/12	H	W	96	86
3/14/12	A	L	94	111
4/17/12	H	L	97	102
4/21/12	A	W	109	106*
12/14/12	A	L	85	95
2/6/13	H	L	69	88
3/16/13	H	W	98	91
4/17/13	A	W	105	95
11/23/13	A	L	98	106
3/14/14	H	L	94	101
3/17/14	A	L	90	99

** overtime*
***double-overtime*

★ LOS ANGELES CLIPPERS ★

Glenn "Doc" Rivers

2014-15 SCHEDULE

1/3/15	@ LAC
3/27/15	@ PHI

ALL-TIME SERIES RESULTS

Overall:	67-53
Home:	42-17
Away:	24-34
Neutral:	1-2

PLAYOFFS

Overall:	1-2
Home:	0-2
Away:	0-1

GENERAL INFORMATION

Franchise Timeline (Established) ..... Buffalo Braves (1970-71), San Deigo Clippers (1978-79), ... Los Angeles Clippers (1984-85)
Address ..... 6951 S. Centinela Ave. Playa Vista, CA 90094
Owner ..... Steve Ballmer
President of Basketball Operations & Head Coach ..... Glenn "Doc" Rivers
Vice President, Basketball Operations ..... Kevin Eastman
General Manager ..... Dave Wohl
Assistant Coaches ..... Mike Woodson, Sam Cassell, Armond Hill, Brendan O'Connor
Player Development ..... J.P. Clark, Dave Severns
Head Athletic Trainer ..... Jasen Powell
Communications ..... Seth Burton, Dennis Rogers, Ta'Nisha Cooper, Steven Esparza, Aubrey Freckman
Home Court ..... STAPLES Center (19,060)

BROADCAST INFORMATION

Radio ..... KFWB 980: Brian Sieman, Ralph Lawler, Michael Smith
Spanish Radio ..... ESPN Deportes (1330 AM): Celso Gaspar
Cable Television ..... Prime Ticket: Ralph Lawler, Michael Smith

ALL-TIME SERIES INFORMATION

SIXERS	CLIPPERS
Largest Margin of Victory: 31, 3/29/78	Largest Margin of Victory: 45, 2/9/14
Most Pts. Scored: 149, 3/29/78	Most Pts. Scored: 130, 12/27/75
Fewest Pts. Scored: 72, 3/20/13	Fewest Pts. Scored: 75, 12/31/02

SIXERS 2013-14 SEASON SERIES STATISTICS VS. CLIPPERS

PLAYER	G-GS	MIN	FG-A	PCT	3FG-A	PCT	FT-A	PCT	OFF	DEF	TOT	AST	PF-DQ	STL	TO	BLK	PTS	AVG
Turner	2-2	66	12-31	.387	1-3	.333	7-8	.875	3	9	12	5	6-0	1	5	0	32	16.0
Young	2-2	60	15-33	.455	1-5	.200	0-0	---	8	14	22	5	7-0	1	5	0	31	15.5
Wroten	2-1	60	9-23	.391	1-7	.143	11-15	.733	1	12	13	9	3-0	4	7	0	30	15.0
Carter-Williams	1-1	35	5-18	.278	0-3	.000	4-5	.800	4	3	7	5	5-0	1	8	2	14	14.0
Williams	1-0	21	2-8	.250	1-3	.333	3-3	1.000	0	1	1	2	1-0	0	0	0	8	8.0
Allen	2-0	42	5-17	.294	0-1	.000	2-3	.667	7	7	14	1	3-0	3	0	0	12	6.0
Anderson	2-1	34	5-15	.333	0-8	.000	0-0	---	0	0	0	2	3-0	0	1	1	10	5.0
Davies	1-0	13	2-5	.400	0-0	---	1-1	1.000	1	2	3	0	2-0	0	1	0	5	5.0
Thompson	2-1	61	2-12	.167	1-8	.125	5-7	.714	5	4	9	1	4-0	7	2	0	10	5.0
L. Brown	2-0	24	2-12	.167	1-6	.167	2-2	1.000	2	1	3	8	4-0	2	1	0	7	3.5
Hawes	2-2	46	1-14	.071	0-5	.000	0-0	---	1	5	6	4	3-0	0	2	0	2	1.0
Maynor (TOT)	1-0	3	0-0	---	0-0	---	0-0	---	0	0	0	1	0-0	0	0	0	0	0.0
Moultrie	1-0	16	0-3	.000	0-0	---	0-0	---	1	1	2	0	0-0	3	1	1	0	0.0
Orton	1-0	3	0-1	.000	0-0	---	0-0	---	1	1	2	0	1-0	0	0	0	0	0.0
76ERS	2	480	60-192	.313	6-49	.122	35-44	.795	34	60	94	42	42-0	22	34	4	161	80.5

CLIPPERS 2013-14 SEASON SERIES STATISTICS VS. SIXERS

PLAYER	G-GS	MIN	FG-A	PCT	3FG-A	PCT	FT-A	PCT	OFF	DEF	TOT	AST	PF-DQ	STL	TO	BLK	PTS	AVG
Davis (TOT)	2-2	85	24-39	.615	1-1	1.000	3-7	.429	3	5	8	4	8-1	2	7	1	52	26.0
Griffin	2-2	64	20-28	.714	0-2	.000	12-18	.667	0	19	19	6	8-0	2	3	3	52	26.0
Paul	2-2	57	13-24	.542	2-3	.667	4-7	.571	1	2	3	21	4-0	7	8	0	32	16.0
Crawford	2-1	49	10-27	.370	4-15	.267	5-5	1.000	0	2	2	4	1-0	2	2	0	29	14.5
Jordan	2-2	68	9-12	.750	0-0	---	3-6	.500	10	31	41	1	5-0	2	2	4	21	10.5
Barnes	1-1	26	4-6	.667	1-2	.500	0-0	---	1	3	4	0	3-0	2	2	1	9	9.0
Dudley	2-1	54	7-22	.318	3-13	.231	1-1	1.000	2	1	3	3	6-0	3	0	0	18	9.0
Collison	2-0	39	5-12	.417	1-2	.500	3-3	1.000	0	5	5	7	4-0	1	7	1	14	7.0
Green	2-1	48	4-18	.222	2-11	.182	4-4	1.000	0	6	6	4	3-0	1	1	1	14	7.0
Hollins	2-0	25	5-5	1.000	0-0	---	1-2	.500	3	1	4	2	3-0	0	3	2	11	5.5
Jamison	2-0	20	5-9	.556	0-3	.000	0-0	---	1	9	10	1	3-0	1	0	0	10	5.0
Vujacic	1-0	9	2-5	.400	1-2	.500	0-0	---	0	3	3	0	0-0	1	3	0	5	5.0
Bullock	1-0	7	1-3	.333	0-2	.000	0-0	---	1	0	1	1	0-0	0	0	0	2	2.0
Turkoglu (LAC)	1-0	12	0-0	---	0-0	---	0-0	---	1	6	7	3	2-0	0	3	1	0	0.0
CLIPPERS	2	480	85-171	.497	14-55	.255	33-46	.717	20	88	108	53	42-0	22	35	13	217	108.5

★ LOS ANGELES CLIPPERS ★

DATE	H/A	W/L	PHI	OPP
10/20/70	A	W	98	89
11/13/70	H	W	119	111
11/25/70	N	W	99	92
12/29/70	A	W	124	113
12/14/71	A	L	110	117
12/27/71	A	W	121	112
1/12/72	H	L	109	111
2/2/72	H	W	119	104
3/1/72	H	W	108	99
3/14/72	A	L	105	108
10/13/72	H	L	101	104
10/17/72	A	L	114	122
11/24/72	N	L	96	105
11/28/72	A	W	101	94
12/16/72	H	L	103	126
1/2/73	A	L	110	114
1/28/73	H	L	96	101
1/30/73	A	L	104	105
10/20/73	A	L	110	116
1/20/74	H	W	129	112
1/22/74	A	L	109	119
2/3/74	N	L	98	112
2/6/74	H	L	98	114
2/13/74	H	L	106	129
3/2/74	H	L	99	103
11/21/74	A	L	95	99
11/26/74	H	L	99	103
12/7/74	H	W	116	112
12/10/74	A	L	91	101
1/6/75	H	W	101	95
2/4/75	A	W	111	105*
3/25/75	A	L	103	118

DATE	H/A	W/L	PHI	OPP
3/28/75	H	L	104	115
4/4/75	A	L	97	108
10/31/75	H	L	87	92
11/4/75	A	W	121	114
12/26/75	H	W	96	95
12/27/75	A	L	105	130
2/8/76	H	W	100	97
3/6/76	A	L	99	105
3/31/76	H	W	107	103
10/23/76	A	L	105	108
12/8/76	H	W	123	102
2/8/77	A	L	89	99
2/16/77	H	W	117	113
11/26/77	A	W	112	107
1/13/78	H	W	118	93
2/10/78	A	L	110	116
3/29/78	H	W	149	118
11/24/78	H	W	134	120
12/19/78	A	W	124	113
2/9/79	H	W	117	106
2/23/79	A	L	116	117
11/30/79	H	W	104	101
2/21/80	A	L	99	104
2/6/81	H	W	129	113
2/25/81	A	W	107	95
2/23/82	A	W	115	101
3/3/82	H	W	125	107
11/3/82	H	W	130	111
12/3/82	A	W	127	110
11/13/83	H	W	124	116*
3/4/84	A	W	127	122
1/26/85	A	W	120	113

DATE	H/A	W/L	PHI	OPP
3/13/85	H	W	121	103
12/26/85	A	W	117	108
1/8/86	H	W	116	114
11/16/86	A	W	103	90
1/5/87	H	W	108	102
12/2/87	A	L	85	88
1/8/88	H	W	117	103
11/4/88	H	W	129	110
2/28/89	A	W	123	105
12/30/89	A	W	100	95
3/5/90	H	W	128	105
12/18/90	H	W	110	99
2/17/91	A	W	114	104
12/28/91	A	L	95	102
1/10/92	H	W	102	90
12/11/92	H	L	110	125
12/27/92	A	W	110	106
12/27/93	A	L	86	96
1/12/94	H	W	117	98
11/18/94	H	W	97	83
1/5/95	A	L	93	95
3/10/96	H	L	102	104
3/22/96	A	L	93	107
2/20/97	H	W	101	84
2/25/97	A	L	93	98
2/25/98	A	L	108	117
4/3/98	H	W	93	78
11/5/99	A	L	81	91
2/23/00	H	W	94	78
2/16/01	H	W	108	93
3/20/01	A	L	77	88
12/26/01	A	W	100	86

DATE	H/A	W/L	PHI	OPP
1/7/02	H	W	116	92
11/6/02	H	W	101	99*
12/31/02	A	W	83	75
12/16/03	A	L	98	101
1/7/04	H	W	100	80
1/2/05	A	L	83	89
2/6/05	H	W	106	104
11/13/05	H	W	113	108
3/17/06	A	L	89	99
11/18/06	A	L	97	103*
2/9/07	H	L	89	90
2/9/08	H	W	101	80
3/3/08	A	W	106	80
11/21/08	H	W	89	88
12/31/08	A	W	100	92
12/19/09	H	L	107	112*
12/31/09	A	L	88	104
12/15/10	H	W	105	91
3/16/11	A	W	104	94
2/10/12	H	L	77	78
2/11/13	H	L	90	107
3/20/13	A	L	72	101
12/9/13	H	L	83	94
2/9/14	A	L	78	123

** overtime*

***double-overtime*

★ LOS ANGELES LAKERS ★

Byron Scott

2014-15 SCHEDULE

3/22/15	@ LAL
3/30/15	@ PHI

ALL-TIME SERIES RESULTS

Overall:	131-140
Home:	76-45
Away:	40-79
Neutral:	15-16

PLAYOFFS

Overall:	14-20
Home:	8-9
Away:	6-11

GENERAL INFORMATION

Franchise Timeline (Established) ..... Minneapolis Lakers (1948-49), Los Angeles Lakers (1960-61)
Address ..... 555 Nash Street; El Segundo, Calif.
Presiden/Governor ..... Jeanie Buss
General Manager ..... Mitch Kupchak
Head Coach ..... Byron Scott
Assistant Coaches ..... Paul Pressey, Jim Eyen, Mark Madsen
Athletic Trainer ..... Gary Vitti
Public Relations ..... John Black, Alison Bogli, Calder Hynes, Daniel Ramirez, Matt Fleer
Home Court ..... STAPLES Center (18,977)

BROADCAST INFORMATION

Radio ..... ESPNLA Radio (710 AM): John Ireland, Mychal Thompson
Spanish Radio ..... ESPN Deportes (1330 AM): Fernando Gonzalez, Pepe Mantilla
Television ..... Time Warner Cable SportsNet: Bill Macdonald, Stu Lantz
Spanish Television ..... Time Warner Cable Deportes: Adrian Garcia Marquez, Francisco Pinto

ALL-TIME SERIES INFORMATION

SIXERS

Largest Margin of Victory: 31, 11/02/51
Most Pts. Scored: 158, 3/18/68
Fewest Pts. Scored: 65, 11/5/53

LAKERS

Largest Margin of Victory: 40, 2x last 11/19/72
Most Pts. Scored: 154, 12/19/71
Fewest Pts. Scored: 65, 1/29/53

SIXERS 2013-14 SEASON SERIES STATISTICS VS. LAKERS

PLAYER	G-GS	MIN	FG-A	PCT	3FG-A	PCT	FT-A	PCT	OFF	DEF	TOT	AST	PF-DQ	STL	TO	BLK	PTS	AVG
Turner	2-2	73	15-33	.455	3-8	.375	4-6	.667	3	11	14	9	3-0	2	6	1	37	18.5
Hawes	2-2	66	12-23	.522	5-10	.500	5-7	.714	3	16	19	8	7-0	1	3	2	34	17.0
Young	2-2	76	12-30	.400	1-7	.143	5-6	.833	5	8	13	6	5-0	4	4	1	30	15.0
Wroten	2-0	37	8-21	.381	1-6	.167	7-8	.875	3	2	5	1	2-0	1	6	0	24	12.0
Anderson	2-1	53	8-17	.471	6-11	.545	1-2	.500	4	10	14	4	3-0	0	0	1	23	11.5
Carter-Williams	2-2	60	8-19	.421	1-5	.200	6-9	.667	1	10	11	12	7-0	5	6	1	23	11.5
Williams	2-0	27	5-11	.455	4-6	.667	2-4	.500	0	2	2	2	6-0	1	3	0	16	8.0
Allen	2-0	44	5-20	.250	0-0	---	4-4	1.000	8	6	14	4	6-0	3	1	2	14	7.0
Thompson	2-1	38	3-8	.375	0-3	.000	1-2	.500	1	4	5	1	1-0	2	3	0	7	3.5
Davies	1-0	6	0-0	---	0-0	---	1-2	.500	1	1	2	0	2-0	2	0	0	1	1.0
L. Brown	1-0	0	0-0	---	0-0	---	0-0	---	0	0	0	0	0-0	0	0	0	0	0.0
76ERS	2	480	76-182	.418	21-56	.375	36-50	.720	29	70	99	47	42-0	21	34	8	209	104.5

LAKERS 2013-14 SEASON SERIES STATISTICS VS. SIXERS

PLAYER	G-GS	MIN	FG-A	PCT	3FG-A	PCT	FT-A	PCT	OFF	DEF	TOT	AST	PF-DQ	STL	TO	BLK	PTS	AVG
Young	1-0	36	6-21	.286	2-11	.182	12-12	1.000	2	4	6	2	2-0	1	6	0	26	26.0
Nash	1-1	28	8-15	.533	0-2	.000	3-4	.750	0	4	4	5	2-0	0	2	0	19	19.0
Hill	2-1	47	12-21	.571	0-1	.000	8-14	.571	7	12	19	2	5-0	1	2	2	32	16.0
Meeks	1-1	33	5-12	.417	4-8	.500	1-1	1.000	1	3	4	2	3-0	1	1	0	15	15.0
Blake	1-1	36	5-10	.500	4-5	.800	0-0	---	1	3	4	8	2-0	2	0	1	14	14.0
Kelly	2-1	49	9-14	.643	1-4	.250	3-3	1.000	3	11	14	2	3-0	2	4	2	22	11.0
Kaman	2-0	35	8-16	.500	0-0	---	5-6	.833	4	7	11	3	4-0	1	3	5	21	10.5
Johnson	2-2	62	6-16	.375	2-4	.500	5-5	1.000	2	5	7	1	3-0	5	3	4	19	9.5
Farmar	1-1	30	3-11	.273	1-5	.200	1-2	.500	1	2	3	8	3-0	1	3	0	8	8.0
Marshall	2-0	36	6-11	.545	3-5	.600	0-0	---	0	2	2	13	2-0	1	3	0	15	7.5
Williams	2-1	49	4-11	.364	3-9	.333	4-4	1.000	2	11	13	3	3-0	2	2	1	15	7.5
Sacre	2-1	34	4-13	.308	0-0	---	2-3	.667	2	5	7	5	3-0	1	4	2	10	5.0
Henry	1-0	4	0-2	.000	0-1	.000	0-0	---	0	1	1	0	0-0	0	1	0	0	0.0
LAKERS	2	480	76-173	.439	20-55	.364	44-54	.815	25	70	95	54	35-0	18	36	17	216	108.0

★ LOS ANGELES LAKERS ★

DATE	H/A	W/L	PHI	OPP
1/11/50	A	L	88	98
3/5/50	H	W	84	75
11/5/50	H	W	90	87
11/15/50	A	L	71	72*
1/4/51	H	L	77	80
2/18/51	H	W	91	80
2/21/51	A	L	76	82
3/14/51	A	L	76	100
11/2/51	H	W	98	67
12/5/51	A	W	83	81*
1/1/52	A	L	80	82
1/19/52	H	W	110	105***
1/23/52	A	W	99	97*
2/21/52	H	W	88	80
11/9/52	H	W	96	89
12/9/52	A	L	79	82
1/8/53	H	W	75	67
1/29/53	A	W	83	65
2/12/53	A	L	81	91
3/5/53	H	W	94	91
11/5/53	H	L	65	77
12/3/53	N	L	74	87
12/5/53	A	L	80	90
12/20/53	H	W	81	76
1/14/54	H	W	96	71
2/20/54	A	L	68	83
2/21/54	H	W	100	73
3/2/54	A	L	87	91
10/31/54	H	L	94	97
11/14/54	A	L	92	99
12/18/54	A	L	83	86
12/19/54	H	W	108	93
1/6/55	H	L	106	117
1/8/55	A	W	100	97
1/11/55	N	L	82	93
2/10/55	H	W	85	81
3/10/55	N	L	93	96
11/17/55	H	W	105	91
12/3/55	H	W	114	103
12/4/55	A	W	102	96
12/15/55	H	L	133	135***
1/1/56	A	W	85	80
1/8/56	A	L	91	99
1/10/56	N	L	79	90
1/19/56	H	W	122	100
2/27/56	N	L	94	98
11/15/56	H	L	96	103
11/22/56	A	L	78	111
12/23/56	H	W	107	97
1/9/57	A	L	86	93
1/10/57	H	L	110	118
1/27/57	H	W	94	93
1/28/57	N	W	112	96
2/23/57	A	W	103	101
2/26/57	A	W	120	108
11/1/57	H	W	113	100
11/17/57	A	W	110	98
12/7/57	A	L	113	121
12/10/57	N	W	114	104
12/11/57	A	L	95	110
1/1/58	H	W	120	109
1/9/58	H	W	127	122
2/1/58	A	W	97	91
2/26/58	H	W	119	90
11/9/58	H	W	101	97
11/20/58	A	L	102	121
11/29/58	H	L	105	108
12/11/58	A	W	101	99 *
12/30/58	N	L	113	118
1/1/59	H	L	105	106
1/15/59	H	W	111	105
1/28/59	A	L	109	112
1/29/59	N	W	117	91
10/31/59	H	W	117	108
11/25/59	A	W	100	93
12/5/59	H	W	108	95
12/9/59	N	W	93	89
12/10/59	N	L	86	96
1/1/60	A	W	109	98
1/29/60	A	W	119	112
2/10/60	N	W	110	109
2/14/60	H	W	121	119
10/29/60	H	W	125	118
11/5/60	A	L	110	112
11/6/60	N	L	113	119
12/28/60	H	W	115	113
1/22/61	N	W	112	109
1/24/61	A	L	107	116
1/25/61	A	L	112	117
2/20/61	N	W	126	121
3/2/61	N	L	110	114
3/5/61	H	L	114	125
11/28/61	N	W	121	111
12/4/61	A	L	120	131
12/5/61	N	L	120	125
12/6/61	A	L	121	123*
12/16/61	N	W	128	123
12/27/61	N	L	111	119
12/28/61	H	L	114	121
3/4/62	H	L	115	124
10/20/62	H	W	108	102
11/15/62	N	W	120	98
12/9/62	N	W	117	114
12/12/62	A	L	120	126
12/17/62	A	L	114	121
12/29/62	H	L	123	132
1/25/63	N	L	114	122
2/27/63	H	W	122	111
11/15/63	H	W	99	97
12/18/63	A	L	96	116
12/21/63	A	L	113	126
12/28/63	H	W	114	100
1/18/64	N	L	111	115
1/29/64	N	W	102	97
2/8/64	H	W	109	101
3/15/64	A	L	95	120
3/17/64	A	L	97	121
12/1/64	H	L	117	118
12/6/64	N	L	104	109
12/19/64	A	W	140	113
12/23/64	A	L	117	135
12/30/64	H	W	117	115
2/8/65	A	L	98	117
2/10/65	A	W	110	99
2/18/65	H	L	110	117
2/28/65	N	L	118	122
3/2/65	N	L	117	126
11/9/65	H	W	118	110
11/21/65	A	W	110	104
11/24/65	A	L	124	127
12/6/65	N	W	116	107
12/15/65	A	W	122	108
12/17/65	A	W	127	117
1/7/66	H	L	120	126
1/25/66	N	W	110	106
2/7/66	H	W	132	125
2/17/66	A	W	136	121
12/2/66	H	W	138	130
12/21/66	A	W	129	123
12/23/66	A	W	118	107
1/20/67	H	W	119	108
2/1/67	A	L	133	143
2/5/67	A	W	130	123
2/10/67	H	W	148	131
3/6/67	N	W	119	117
3/15/67	A	W	138	123
10/18/67	H	W	103	87
11/11/67	A	W	115	111
12/5/67	H	L	122	128*
1/5/68	H	W	125	113
1/17/68	A	L	116	125
2/17/68	A	W	135	134**
3/18/68	H	W	158	128
10/18/68	H	W	114	96
11/28/68	H	W	122	107
12/22/68	A	L	99	102
1/3/69	H	W	130	101
2/7/69	A	W	109	106
2/23/69	A	W	125	121
10/17/69	H	W	131	126
11/16/69	A	L	125	138
12/9/69	H	W	123	99
12/21/69	A	L	117	133
2/1/70	H	L	112	113
3/13/70	A	L	117	128
10/21/70	H	L	117	141
10/23/70	A	W	127	122
1/8/71	H	L	117	123
1/19/71	A	L	114	134
2/19/71	A	W	118	104
11/10/71	H	L	103	143
12/3/71	H	L	116	131
12/19/71	A	L	132	154
1/14/72	H	L	121	135
3/7/72	A	L	97	114
11/19/72	A	L	95	135
12/13/72	H	L	90	128
1/10/73	H	L	96	120
2/11/73	A	L	90	108
12/21/73	A	L	107	116
1/12/74	H	L	101	108
2/22/74	A	L	103	104
3/13/74	H	L	100	121
11/15/74	A	L	99	105
1/8/75	H	L	98	106
1/26/75	A	W	103	97
2/5/75	H	L	110	113**
10/27/75	H	W	117	104
12/12/75	A	L	102	114
1/9/76	H	W	109	106
2/1/76	A	L	82	103
1/5/77	H	W	117	94
1/28/77	A	L	104	117
2/6/77	H	W	102	97
2/25/77	A	L	102	104
1/6/78	H	W	123	110
1/24/78	A	L	102	117
3/3/78	A	L	95	96
3/15/78	H	W	113	93
10/13/78	H	W	110	102
12/17/78	A	W	103	96
3/2/79	A	L	111	126
4/1/79	H	W	112	111
1/25/80	A	L	103	124
2/10/80	H	W	105	104
12/28/80	A	L	116	122
2/8/81	H	W	102	99
2/26/82	A	L	114	116**
3/7/82	H	W	119	113
12/5/82	A	W	114	104
1/5/83	H	W	122	120*
2/26/84	H	L	99	101
3/7/84	A	W	113	105
12/7/84	H	W	122	116
1/25/85	A	L	104	109
1/31/86	A	L	100	134
2/23/86	H	L	111	117*
12/28/86	A	L	85	111
2/22/87	H	L	110	112*
12/29/87	A	L	115	131
3/7/88	H	L	104	110
11/28/88	H	L	104	109
12/28/88	A	L	123	128
2/23/90	A	L	116	122
3/14/90	H	W	116	110
12/30/90	A	L	107	115
2/25/91	H	W	92	90
11/30/91	H	L	91	93
3/29/92	A	L	88	117
3/5/93	A	L	97	101*
3/12/93	H	L	95	101
12/17/93	H	W	105	94
2/20/94	A	L	95	107
1/21/95	H	W	117	113*
2/22/95	A	L	100	112
1/2/96	A	W	90	89
1/26/96	H	L	88	100
11/26/96	H	L	88	100
12/29/96	A	L	102	115
11/28/97	H	W	105	95
1/4/98	A	W	113	107
3/19/99	H	W	105	90
2/20/00	H	L	84	87
3/31/00	A	L	88	100
12/5/00	A	L	85	96
2/14/01	H	W	112	97
12/25/01	A	L	82	88
1/27/02	H	W	93	87
12/20/02	H	W	107	104*
3/9/03	A	L	92	106
2/5/04	H	W	96	73
2/20/04	A	L	88	116
3/15/05	H	W	108	91
3/27/05	A	W	96	89
11/11/05	H	W	85	81
1/6/06	A	L	93	119
12/31/06	A	L	94	104
3/9/07	H	W	108	92
12/21/07	H	L	101	106
1/4/08	A	L	93	124
12/3/08	H	L	102	114
3/17/09	A	W	94	93
1/29/10	H	L	91	99
2/26/10	A	L	90	99
12/17/10	H	L	81	93
12/31/10	A	L	98	102
2/6/12	H	W	95	90
12/16/12	H	L	98	111
1/1/13	A	W	103	99
12/29/13	A	W	111	104
2/7/14	H	L	98	112

** overtime*

★ MEMPHIS GRIZZLIES ★

Dave Joerger

2014-15 SCHEDULE

12/13/14	@ PHI
1/24/15	@ MEM

ALL-TIME SERIES RESULTS

Overall:	21-15
Home:	10-7
Away:	11-8

GENERAL INFORMATION

Franchise Timeline (Established) ..... Vancouver Grizzlies (1995-96), Memphis Grizzlies (2001-02)
Address ..... 191 Beale Street; Memphis, TN 38103
Chairman and Controlling Owner ..... Robert. J. Pera
General Manager ..... Chris Wallace
Vice President of Basketball Operations ..... John Hollinger
Executive V.P. of Player Personnel ..... Ed Stefanski
Head Coach ..... David Joerger
Assistant Coaches ..... Elston Turner, Jeff Bzdelik, Bob Thornton, Shawn Respert, Duan Ticknor
Head Athletic Trainer ..... Drew Graham
Media Relations ..... Jason Wallace, Ross Wooden, Kerri Harper
Home Court ..... FedExForum (18,119)

BROADCAST INFORMATION

Radio ..... WMFS ESPN (92.9 FM/680 AM): Eric Hasseltine, Hank McDowell, Elliot Perry
Television ..... FS Tennessee/SportSouth: Pete Pranica, Sean Tuohy, Brevin Knight, Rob Fischer

ALL-TIME SERIES INFORMATION

SIXERS

Largest Margin of Victory: 18, 1/13/98
Most Pts. Scored: 120, 4/10/10
Fewest Pts. Scored: 76, 2/21/12

GRIZZLIES

Largest Margin of Victory: 26, 3/15/14
Most Pts. Scored: 118, 1/17/07
Fewest Pts. Scored: 79, 12/9/00

SIXERS 2013-14 SEASON SERIES STATISTICS VS. GRIZZLIES

PLAYER	G-GS	MIN	FG-A	PCT	3FG-A	PCT	FT-A	PCT	OFF	DEF	TOT	AST	PF-DQ	STL	TO	BLK	PTS	AVG
Young	2-2	62	16-36	.444	6-9	.667	0-0	---	5	6	11	3	8-0	9	5	0	38	19.0
Carter-Williams	2-2	60	14-29	.483	1-3	.333	2-3	.667	2	12	14	8	3-0	2	7	0	31	15.5
Wroten	2-0	48	12-25	.480	0-4	.000	7-10	.700	3	3	6	5	6-0	2	4	1	31	15.5
Williams	2-0	52	9-19	.474	2-5	.400	1-3	.333	2	6	8	5	4-0	2	5	0	21	10.5
Sims	2-2	47	5-12	.417	0-0	---	3-6	.500	3	9	12	3	7-0	3	2	1	13	6.5
Varnado	2-0	29	3-4	.750	0-0	---	4-6	.667	1	3	4	1	8-0	0	1	1	10	5.0
Anderson	2-2	62	4-15	.267	1-8	.125	0-0	---	1	2	3	3	2-0	0	7	1	9	4.5
Thomas	1-0	8	2-3	.667	0-0	---	0-0	---	0	0	0	0	1-0	0	1	0	4	4.0
Ware	1-0	6	1-2	.500	0-0	---	2-2	1.000	0	1	1	0	1-0	2	1	0	4	4.0
Mullens	2-0	33	2-9	.222	1-6	.167	0-2	.000	0	5	5	0	6-0	1	0	1	5	2.5
Davies	2-0	13	1-4	.250	0-0	---	1-2	.500	2	5	7	1	0-0	1	1	1	3	1.5
Thompson	2-2	50	1-8	.125	1-4	.250	0-0	---	3	2	5	2	2-0	3	2	0	3	1.5
Johnson-Odom	1-0	10	0-5	.000	0-2	.000	0-2	.000	0	2	2	1	2-0	1	1	0	0	0.0
76ERS	2	480	70-171	.409	12-41	.293	20-36	.556	22	56	78	32	50-0	26	37	6	172	86.0

GRIZZLIES 2013-14 SEASON SERIES STATISTICS VS. SIXERS

PLAYER	G-GS	MIN	FG-A	PCT	3FG-A	PCT	FT-A	PCT	OFF	DEF	TOT	AST	PF-DQ	STL	TO	BLK	PTS	AVG
Gasol	2-2	59	12-18	.667	1-1	1.000	7-9	.778	2	12	14	8	2-0	3	6	4	32	16.0
Allen	2-0	35	9-13	.692	1-2	.500	5-7	.714	0	3	3	2	3-0	4	2	0	24	12.0
Randolph	2-2	55	9-23	.391	0-0	---	6-7	.857	4	9	13	7	5-0	3	3	2	24	12.0
Conley	2-2	46	5-12	.417	2-6	.333	9-10	.900	0	8	8	12	1-0	2	5	0	21	10.5
Miller	2-0	26	9-14	.643	3-4	.750	0-0	---	0	2	2	2	1-0	0	2	0	21	10.5
Calathes	2-0	51	6-13	.462	0-3	.000	6-10	.600	1	6	7	10	5-0	4	6	0	18	9.0
Johnson	2-1	40	6-12	.500	1-4	.250	4-4	1.000	2	5	7	4	4-0	1	3	1	17	8.5
Lee	2-2	51	6-12	.500	0-4	.000	3-4	.750	0	6	6	1	4-0	1	3	0	15	7.5
Koufos	2-0	27	6-13	.462	0-0	---	2-2	1.000	3	7	10	3	4-0	0	3	2	14	7.0
Prince	1-1	25	3-4	.750	0-1	.000	1-2	.500	0	2	2	3	0-0	1	2	0	7	7.0
Franklin	1-0	5	2-2	1.000	1-1	1.000	0-0	---	0	1	1	0	0-0	0	0	0	5	5.0
Davis	2-0	37	4-6	.667	0-0	---	0-4	.000	4	10	14	2	5-0	1	2	3	8	4.0
Leuer	2-0	12	3-6	.500	0-2	.000	2-3	.667	1	2	3	0	5-0	1	0	0	8	4.0
Udrih	2-0	12	2-3	.667	0-0	---	2-2	1.000	0	0	0	1	0-0	0	1	0	6	3.0
GRIZZLIES	2	480	82-151	.543	9-28	.321	47-64	.734	17	73	90	55	39-0	21	38	12	220	110.0

DATE	H/A	W/L	PHI	OPP
1/5/96	A	L	102	103*
1/29/96	H	W	103	92
11/30/96	H	W	96	90
2/28/97	A	W	104	100
1/1/98	A	W	115	104
1/13/98	H	W	107	89
3/24/99	A	W	95	90*
12/27/99	A	W	100	93
3/8/00	H	W	107	90
12/9/00	A	W	83	79
2/21/01	H	W	107	91
12/2/01	H	L	87	93
12/8/01	A	L	83	92
11/20/02	A	W	95	88
2/26/03	H	W	111	107
1/17/04	H	L	87	91
3/16/04	A	L	79	82
12/3/04	A	L	86	94
2/9/05	H	L	95	98
1/20/06	H	W	89	86*
3/12/06	A	W	94	91
1/17/07	A	L	102	118
3/2/07	H	W	117	112*
12/22/07	A	W	99	97
2/13/08	H	W	102	88
2/11/09	H	W	91	87
3/7/09	A	W	110	105
11/20/09	H	L	97	102
4/10/10	A	W	120	101
1/28/11	H	L	94	99
2/15/11	A	L	91	102
2/21/12	A	L	76	89
12/26/12	A	W	99	89
1/28/13	H	L	100	103
3/15/14	H	L	77	103
4/11/14	A	L	95	117

** overtime*

***double-overtime*

★ MIAMI HEAT ★

Erik Spoelstra

2014-15 SCHEDULE

11/1/14	@ PHI
12/23/14	@ MIA
2/23/15	@ MIA
4/15/15	@ PHI

ALL-TIME SERIES RESULTS

Overall:	52-50
Home:	32-19
Away:	20-31

PLAYOFFS

Overall:	1-4
Home:	1-1
Away:	0-3

GENERAL INFORMATION

Franchise Timeline (Established) ..... Miami Heat (1988-89)
Address ..... 601 Biscayne Boulevard; Miami, FL 33132
Managing General Partner ..... Micky Arison
President ..... Pat Riley
Senior Vice President, Basketball Operations/General Manager ..... Andy Elisburg
Head Coach ..... Erik Spoelstra
Assistant Coaches ..... Juwan Howad, Keith Smart, Dan Craig, Chris Quinn
Head Athletic Trainer ..... Jay Sabol
Sports Media Relations ..... Tim Donovan, Rob Wilson, Michael Lissack, Nick Maiorana
Home Court ..... AmericanAirlines Arena (19,600)

BROADCAST INFORMATION

Radio ..... The Ticket (104.3 FM): Mike Inglis, John Crotty
Spanish Radio ..... WAQI (710 AM): Jose Paneda, Joe Pujala
Cable Television ..... Sun Sports: Eric Reid, Tony Fiorentino, Jason Jackson

ALL-TIME SERIES INFORMATION

SIXERS

Largest Margin of Victory: 31, 2/22/89
Most Pts. Scored: 139, 2/22/89
Fewest Pts. Scored: 57, 2/21/96

HEAT

Largest Margin of Victory: 37, 3/5/94
Most Pts. Scored: 128, 11/20/92
Fewest Pts. Scored: 66, 2/21/96

SIXERS 2013-14 SEASON SERIES STATISTICS VS. HEAT

PLAYER	G-GS	MIN	FG-A	PCT	3FG-A	PCT	FT-A	PCT	OFF	DEF	TOT	AST	PF-DQ	STL	TO	BLK	PTS	AVG
Turner	2-2	67	14-27	.519	0-5	.000	9-10	.900	2	8	10	7	6-0	2	3	0	37	18.5
Hawes	2-2	57	15-28	.536	1-4	.250	3-5	.600	7	12	19	6	5-0	1	5	1	34	17.0
Carter-Williams	3-3	95	10-27	.370	7-14	.500	14-18	.778	0	14	14	18	5-0	10	9	1	41	13.7
Young	3-3	97	17-45	.378	0-5	.000	6-8	.750	9	10	19	4	7-0	8	11	1	40	13.3
Wroten	3-0	72	12-28	.429	2-10	.200	5-10	.500	2	6	8	11	7-0	8	11	1	31	10.3
Davies	2-0	35	8-13	.615	1-2	.500	3-3	1.000	3	2	5	1	1-0	0	5	1	20	10.0
Sims	1-1	31	4-7	.571	0-0	---	2-2	1.000	2	5	7	3	1-0	2	2	0	10	10.0
Ware	1-0	14	4-5	.800	2-3	.667	0-0	---	0	1	1	1	2-0	0	1	0	10	10.0
Varnado	1-0	16	3-5	.600	0-0	---	2-2	1.000	0	3	3	0	4-0	2	0	0	8	8.0
Anderson	3-3	79	8-18	.444	4-10	.400	2-4	.500	1	11	12	6	5-0	6	5	1	22	7.3
Dedmon	1-0	21	3-5	.600	0-0	---	1-3	.333	3	4	7	1	3-0	0	2	1	7	7.0
Williams	2-0	41	5-11	.455	0-2	.000	4-7	.571	0	2	2	2	4-0	0	2	1	14	7.0
Thompson	2-0	48	5-12	.417	2-7	.286	1-1	1.000	3	6	9	3	1-0	2	1	1	13	6.5
Allen	1-0	17	1-3	.333	0-0	---	2-2	1.000	0	3	3	0	2-0	0	0	0	4	4.0
Orton	1-0	15	1-1	1.000	0-0	---	2-2	1.000	0	1	1	0	4-0	1	1	1	4	4.0
Thomas	1-1	5	1-2	.500	1-2	.500	0-0	---	0	0	0	1	3-0	0	0	0	3	3.0
Morris	1-0	12	1-1	1.000	0-0	---	0-0	---	0	0	0	0	1-0	0	1	0	2	2.0
76ERS	3	720	112-238	.471	20-64	.313	56-77	.727	32	88	120	64	61-0	42	62	10	300	100.0

HEAT 2013-14 SEASON SERIES STATISTICS VS. SIXERS

PLAYER	G-GS	MIN	FG-A	PCT	3FG-A	PCT	FT-A	PCT	OFF	DEF	TOT	AST	PF-DQ	STL	TO	BLK	PTS	AVG
Bosh	2-2	67	19-31	.613	2-3	.667	7-8	.875	6	10	16	5	6-0	3	7	5	47	23.5
James	2-2	73	16-30	.533	4-8	.500	10-12	.833	1	11	12	23	6-0	2	7	1	46	23.0
Chalmers	2-2	59	9-22	.409	6-11	.545	2-2	1.000	3	5	8	9	9-0	5	3	0	26	13.0
Wade	2-2	48	9-20	.450	0-2	.000	6-8	.750	2	2	4	6	4-0	1	4	3	24	12.0
Allen	3-0	75	12-29	.414	5-18	.278	3-5	.600	1	12	13	9	2-0	3	5	0	32	10.7
Cole	3-0	81	12-23	.522	2-6	.333	2-2	1.000	1	7	8	9	7-0	3	5	0	28	9.3
Battier	3-2	95	9-23	.391	6-18	.333	0-0	---	3	4	7	1	6-0	4	3	2	24	8.0
Douglas	1-1	29	4-14	.286	1-6	.167	4-4	1.000	0	2	2	4	2-0	2	2	0	13	13.0
Lewis	2-0	34	6-12	.500	2-6	.333	2-3	.667	1	2	3	5	7-0	2	4	0	16	8.0
Hamilton	1-0	18	2-6	.333	1-2	.500	2-2	1.000	2	1	3	0	3-0	2	2	0	7	7.0
Jones	2-1	36	3-9	.333	3-9	.333	0-0	---	0	4	4	0	1-0	0	1	1	9	4.5
Beasley	2-0	17	3-5	.600	0-1	.000	2-2	1.000	0	1	1	1	1-0	1	2	2	8	4.0
Haslem	3-2	44	4-7	.571	0-0	---	2-5	.400	5	12	17	1	5-0	0	4	0	10	3.3
Mason	2-1	17	2-4	.500	2-3	.667	0-0	---	0	0	0	2	1-0	0	2	0	6	3.0
Oden	1-0	14	0-2	.000	0-0	---	2-2	1.000	3	2	5	0	3-0	0	1	0	2	2.0
Andersen	1-0	14	0-1	.000	0-0	---	0-0	---	0	0	0	1	3-0	0	3	0	0	0.0
HEAT	3	720	110-238	.462	34-93	.366	44-55	.800	28	75	103	76	66-0	28	61	14	298	99.3

★ MIAMI HEAT ★

DATE	H/A	W/L	PHI	OPP
2/22/89	A	W	139	108
3/31/89	H	W	114	93
11/8/89	H	W	115	91
11/22/89	A	W	113	103
12/6/89	H	W	121	98
1/19/90	A	W	102	95
3/21/90	H	W	118	97
12/14/90	H	W	95	92
12/21/90	A	W	126	102
2/22/91	A	W	103	96
3/15/91	H	W	105	103*
4/19/91	A	L	100	114
11/20/91	H	W	114	107
11/29/91	A	L	92	95
12/20/91	H	W	127	99
2/11/92	A	W	114	102
4/1/92	H	W	108	91
11/20/92	H	W	129	128***
1/20/93	A	W	115	112*
4/10/93	A	L	114	119
4/21/93	H	W	107	97
12/18/93	A	L	90	113
12/22/93	H	L	90	98
2/5/94	A	W	96	94
2/25/94	H	L	84	115
3/5/94	A	L	83	120
11/16/94	H	W	109	96
12/7/94	A	W	111	102
12/13/94	H	W	105	90
4/4/95	A	L	92	95
4/21/95	H	W	113	106
2/1/96	A	L	104	124
2/21/96	H	L	57	66
2/25/96	A	L	101	108
4/17/96	H	W	90	86
11/16/96	A	W	91	89
12/11/96	H	L	79	84
2/15/97	A	L	99	125
2/18/97	H	L	83	111
12/3/97	A	L	90	94
12/19/97	H	L	84	91
1/21/98	A	L	87	92
2/4/98	H	L	84	98
3/5/99	H	L	78	89
3/8/99	A	L	89	91
4/1/99	A	W	88	84
11/17/99	H	L	93	98
12/1/99	A	L	83	90
3/16/00	A	L	77	92
4/10/00	H	W	96	80
11/4/00	A	W	84	82
11/17/00	H	W	94	73
2/28/01	H	W	79	69
4/10/01	A	L	81	83
11/13/01	A	W	82	76
2/27/02	H	W	82	72
3/19/02	A	W	91	79
3/20/02	H	L	77	82
11/27/02	H	W	83	74
1/25/03	A	W	97	91
1/31/03	H	W	104	99
3/18/03	A	W	103	83
10/28/03	H	W	89	74
12/5/03	A	W	93	90
12/17/03	H	W	87	76
3/20/04	A	L	69	101
11/21/04	A	L	83	93
1/24/05	H	W	106	98
3/7/05	A	L	100	108
4/14/05	H	W	126	119*
11/18/05	A	L	96	106
12/16/05	H	L	105	112
4/14/06	A	L	85	104
11/5/06	H	W	107	98
11/27/06	A	L	91	103
1/19/07	H	W	98	95*
3/24/07	A	W	93	85
12/26/07	H	W	96	85
2/7/08	H	W	101	84
2/23/08	A	W	101	96
11/5/08	A	L	83	106
2/7/09	H	W	94	84
2/21/09	A	L	91	97
3/15/09	H	W	85	77
2/16/10	H	L	78	105
3/14/10	A	L	91	104
4/7/10	A	L	95	99
4/12/10	H	L	105	107
10/27/10	H	L	87	97
11/26/10	A	L	90	99
3/25/11	A	L	99	111
1/21/12	A	L	92	113
2/3/12	H	L	79	99
3/16/12	H	L	78	84
4/3/12	A	L	93	99
2/23/13	H	L	90	114
3/8/13	A	L	93	102
3/13/13	H	L	94	98
4/6/13	A	L	87	106
10/30/13	H	W	114	110
1/17/14	H	L	86	101
4/16/14	A	W	100	87

** overtime*

★ MILWAUKEE BUCKS ★

Jason Kidd

2014-15 SCHEDULE

10/31/14	@ MIL
1/7/15	@ PHI
2/25/15	@ MIL
4/13/15	@ PHI

ALL-TIME SERIES RESULTS

Overall:	96-96
Home:	52-43
Away:	42-51
Neutral:	2-2

PLAYOFFS

Overall:	29-20
Home:	17-7
Away:	12-13

GENERAL INFORMATION

Franchise Timeline (Established) ..... Milwaukee Bucks (1968-69)
Address ..... 1001 N. Fourth Street; Milwaukee, WI 53203
Owners ..... Wes Edens and Marc Lasry
General Manager ..... John Hammond
Head Coach ..... Jason Kidd
Assistant Coaches ..... Joe Prunty, Eric Hughes, Greg Foster, Sean Sweeney, Josh Oppenheimer
Head Athletic Trainer ..... Scott Barthlama
Public Relations ..... Dan Smyczek, Mark Rosenberg, Kristen Deahl
Home Court ..... Bradley Center (18,717)

BROADCAST INFORMATION

Radio ..... WTMJ (620 AM): Ted Davis, Dennis Krause
Television ..... FOX Sports Wisconsin: Jim Paschke, Jon McGlocklin, Sidney Moncrief

ALL-TIME SERIES INFORMATION

SIXERS

Largest Margin of Victory: 44, 11/16/68
Most Pts. Scored: 143, 3/3/69
Fewest Pts. Scored: 76, 1/5/04

BUCKS

Largest Margin of Victory: 33, 4/15/87
Most Pts. Scored: 142, 1/29/71
Fewest Pts. Scored: 69, 1/30/08

SIXERS 2013-14 SEASON SERIES STATISTICS VS. BUCKS

PLAYER	G-GS	MIN	FG-A	PCT	3FG-A	PCT	FT-A	PCT	OFF	DEF	TOT	AST	PF-DQ	STL	TO	BLK	PTS	AVG
Young	2-2	73	22-38	.579	7-11	.636	7-8	.875	4	11	15	10	3-0	6	5	1	58	29.0
Hawes	2-2	74	21-31	.677	5-9	.556	3-3	1.000	9	14	23	4	4-0	0	7	0	50	25.0
Turner	2-2	72	12-33	.364	0-4	.000	13-14	.929	4	8	12	6	10-1	3	8	0	37	18.5
Carter-Williams	3-3	101	18-35	.514	2-7	.286	13-20	.650	3	10	13	26	15-1	8	12	2	51	17.0
Wroten	3-1	60	13-26	.500	1-4	.250	3-5	.600	2	6	8	12	5-0	3	7	0	30	10.0
Anderson	3-2	86	10-27	.370	5-16	.313	2-4	.500	0	2	2	10	6-0	2	6	1	27	9.0
Thompson	3-1	63	11-21	.524	3-5	.600	2-5	.400	4	7	11	5	1-0	2	0	1	27	9.0
Allen	2-0	47	6-10	.600	0-1	.000	1-2	.500	4	8	12	5	5-0	0	2	1	13	6.5
Moultrie	1-1	28	2-6	.333	0-0	---	2-2	1.000	4	4	8	0	3-0	1	0	1	6	6.0
Mullens	1-0	14	4-6	.667	1-2	.500	0-0	---	1	0	1	1	3-0	1	1	1	9	9.0
Orton	1-1	19	1-3	.333	0-0	---	2-3	.667	1	5	6	3	4-0	1	2	1	4	4.0
Williams	3-0	44	4-12	.333	1-5	.200	2-2	1.000	1	3	4	0	7-0	0	5	0	11	3.7
Maynor	1-0	16	0-5	.000	0-2	.000	1-2	.500	0	1	1	2	1-0	1	3	1	1	1.0
Sims	1-0	20	1-3	.333	0-0	---	2-2	1.000	1	4	5	1	2-0	1	0	0	4	4.0
Davies	2-0	23	1-3	.333	0-0	---	1-2	.500	0	0	0	0	1-0	1	2	0	3	1.5
L. Brown	1-0	5	0-1	.000	0-1	.000	0-0	---	0	1	1	2	0-0	0	0	0	0	0.0
76ERS	3	745	126-260	.485	25-67	.373	54-74	.730	38	84	122	87	70-2	30	62	10	331	110.3

BUCKS 2013-14 SEASON SERIES STATISTICS VS. SIXERS

PLAYER	G-GS	MIN	FG-A	PCT	3FG-A	PCT	FT-A	PCT	OFF	DEF	TOT	AST	PF-DQ	STL	TO	BLK	PTS	AVG
Butler	2-2	76	21-43	.488	6-18	.333	12-17	.706	2	17	19	7	6-0	3	8	1	60	30.0
Ilyasova	2-2	65	16-26	.615	1-5	.200	6-6	1.000	3	7	10	9	6-0	4	1	1	39	19.5
Knight	2-2	54	12-23	.522	3-6	.500	9-11	.818	1	8	9	10	5-0	0	2	0	36	18.0
Middleton	3-2	69	16-24	.667	3-10	.300	9-10	.900	1	5	6	7	9-0	4	3	1	44	14.7
Mayo	3-1	91	14-33	.424	8-19	.421	5-6	.833	0	4	4	12	7-0	2	3	0	41	13.7
Sessions	1-0	28	6-11	.545	1-1	1.000	3-4	.750	2	2	4	5	0-0	0	4	0	16	16.0
Antetokounmpo	2-1	64	8-15	.533	1-2	.500	8-8	1.000	6	7	13	7	4-0	0	7	6	25	12.5
Neal	1-0	18	3-10	.300	2-6	.333	2-2	1.000	0	1	1	2	2-0	0	1	0	10	10.0
Henson	2-0	45	8-13	.615	0-0	---	1-5	.200	2	6	8	5	5-0	0	1	3	17	8.5
Raduljica	2-0	25	5-8	.625	0-0	---	4-4	1.000	4	2	6	2	4-0	2	6	0	14	7.0
Wolters	3-1	48	9-16	.563	0-4	.000	1-2	.500	0	4	4	6	2-0	4	5	0	19	6.3
Ridnour	2-1	48	4-12	.333	2-3	.667	1-2	.500	1	3	4	11	1-0	3	4	0	11	5.5
Pachulia	2-2	52	4-11	.364	0-0	---	1-1	1.000	7	8	15	2	2-0	2	3	0	9	4.5
Udoh	2-1	38	3-6	.500	0-0	---	0-0	---	6	3	9	2	9-0	0	2	6	6	3.0
Adrien	1-0	24	3-8	.375	0-0	---	0-0	---	4	6	10	2	2-0	1	2	1	6	6.0
BUCKS	3	745	132-259	.510	27-74	.365	62-78	.795	39	83	122	89	64-0	25	55	19	353	117.7

★ MILWAUKEE BUCKS ★

DATE	H/A	W/L	PHI	OPP
11/16/68	H	W	136	92
12/6/68	A	W	121	112
12/8/68	N	W	122	117
12/31/68	A	W	128	107
2/28/69	N	W	123	102
3/3/69	A	W	143	132
10/31/69	H	L	125	129*
11/29/69	A	W	129	111
12/2/69	H	L	114	122
1/26/70	A	W	122	103
2/10/70	H	L	131	139
3/3/70	A	L	116	127
3/20/70	H	L	112	138
12/4/70	A	L	122	128*
12/30/70	H	W	119	107
1/29/71	H	L	118	142
2/17/71	N	L	114	119
3/1/71	A	L	103	127
10/23/71	H	L	88	110
11/14/71	N	L	114	125
1/28/72	H	L	118	127
2/18/72	A	W	132	126
3/3/72	H	L	81	94
10/28/72	H	L	92	96
11/5/72	A	L	113	131
1/16/73	A	L	92	108
2/14/73	H	W	106	104
10/26/73	H	L	92	98
11/25/73	A	L	96	105
12/8/73	H	L	92	105
12/27/73	A	L	107	129
12/1/74	A	L	112	117
12/13/74	H	W	93	89*
1/12/75	A	L	88	99
1/31/75	H	L	97	101
11/11/75	A	L	81	108
11/12/75	H	L	84	107
1/7/76	H	W	112	102
1/20/76	A	W	111	108
12/12/76	A	W	107	102
1/8/77	A	L	106	111
2/9/77	H	W	107	104
11/19/77	H	W	111	100
12/13/77	A	L	117	129
3/24/78	H	W	131	122
11/3/78	H	W	118	103
11/25/78	A	L	126	127
2/18/79	H	W	110	107*
3/9/79	A	L	113	119

DATE	H/A	W/L	PHI	OPP
11/6/79	A	W	118	117*
12/12/79	H	W	112	91
10/10/80	H	L	103	106
11/9/80	A	W	136	121
1/15/81	A	L	110	113
3/8/81	H	W	123	100
3/13/81	A	L	104	120
11/18/81	H	W	102	100
12/13/81	A	L	108	127
1/13/82	H	L	107	111
3/16/82	A	L	91	106
3/30/82	A	L	114	116*
4/18/82	H	W	110	86
11/19/82	H	W	121	109
1/12/83	H	W	122	121
1/23/83	A	L	96	107
3/19/83	A	W	105	97
3/23/83	H	W	104	101*
4/5/83	A	W	116	108
11/4/83	H	L	94	104
12/11/83	A	W	97	87
12/14/83	H	W	115	93
1/5/84	A	W	103	102*
3/14/84	H	W	92	91
4/5/84	A	L	103	113
12/5/84	H	W	112	111
12/14/84	A	W	115	111
12/21/84	H	L	101	104
1/5/85	A	W	110	106
2/26/85	A	L	97	116
3/22/85	H	L	112	131
10/29/85	A	L	117	119
11/10/85	H	W	105	97
2/17/86	H	L	106	111
3/7/86	A	L	95	125
3/28/86	H	L	94	116
11/5/86	H	W	107	101
12/3/86	H	W	115	110*
12/16/86	A	L	91	103
3/21/87	A	W	105	102
4/15/87	A	L	95	128
1/12/88	A	L	103	106
2/11/88	H	W	119	113*
2/21/88	A	L	115	120*
3/30/88	H	W	134	109
4/11/88	A	W	115	102
4/19/88	H	W	115	102
11/9/88	A	L	103	114
12/13/88	H	L	91	109

DATE	H/A	W/L	PHI	OPP
4/8/89	A	L	103	113
4/18/89	H	W	124	102
11/4/89	H	L	96	102
11/11/89	A	W	104	96
2/2/90	H	W	119	109
2/4/90	A	W	105	102
11/8/90	A	L	111	141
12/4/90	H	W	109	108*
1/11/91	A	W	120	105
4/2/91	H	L	104	121
11/11/91	H	W	102	99
12/21/91	A	L	97	110
3/14/92	A	L	105	110
4/12/92	H	L	90	94
11/27/92	H	L	111	115
1/23/93	A	W	113	104
2/26/93	H	W	114	111
3/20/93	A	L	86	112
12/11/93	A	W	99	86
1/29/94	H	W	94	89
3/20/94	A	L	101	103
4/6/94	H	W	115	114
11/4/94	H	L	86	91
12/14/94	A	L	96	99
1/25/95	H	L	97	98
2/4/95	A	W	102	96
12/22/95	H	L	94	99
1/17/96	H	L	100	111
2/13/96	A	W	104	101
11/1/96	H	L	103	111
1/20/97	H	L	104	114
2/1/97	A	W	109	100
4/11/97	A	L	118	126
10/31/97	H	L	88	103
11/6/97	A	L	93	100
3/4/98	H	W	87	80
3/14/98	A	W	93	89
2/16/99	H	L	92	93
2/28/99	A	W	87	76
4/6/99	H	W	95	87
11/27/99	A	W	82	79
1/3/00	H	W	124	120*
2/25/00	A	W	97	83
2/13/01	A	W	107	104
2/26/01	H	L	91	98
3/17/01	A	L	78	87
3/26/01	H	W	90	78
12/14/01	H	L	80	96
2/2/02	A	W	86	81

DATE	H/A	W/L	PHI	OPP
4/7/02	H	W	89	87
4/9/02	A	W	92	90
10/30/02	H	W	95	93
11/9/02	A	L	105	110*
1/17/03	H	L	95	99
1/28/03	A	W	108	81
11/25/03	A	L	91	95
1/5/04	H	L	76	88
3/8/04	H	W	97	92
12/12/04	H	W	107	101
12/18/04	A	W	116	97
3/1/05	A	W	118	111
4/18/05	H	W	122	106
11/1/05	H	L	108	117*
11/23/05	A	L	97	108
12/7/05	H	L	85	88
2/24/06	A	W	116	111
11/22/06	A	L	94	98
1/12/07	H	W	110	97
2/24/07	A	L	90	109
11/27/07	A	W	114	98
1/8/08	H	L	83	87
1/30/08	H	W	112	69
3/9/08	A	W	119	97
12/17/08	H	W	93	88
1/7/09	A	W	110	105
4/2/09	H	W	105	95
10/30/09	H	W	99	86
1/27/10	A	L	88	91
3/24/10	A	W	101	86
4/9/10	H	L	90	95
11/19/10	H	W	90	79
1/14/11	H	W	95	94
3/12/11	A	L	74	102
4/2/11	A	L	87	93*
1/16/12	H	W	94	82
3/5/12	A	L	93	97
4/25/12	A	W	90	85
11/12/12	H	L	96	105
1/22/13	A	L	102	110
2/13/13	A	L	92	94
3/27/13	H	W	100	92
11/22/13	H	W	115	107*
12/21/13	A	L	106	116
2/24/14	H	L	110	130

** overtime*

***double-overtime*

★ MINNESOTA TIMBERWOLVES ★

Flip Saunders

2014-15 SCHEDULE

12/3/14	@ MIN
1/30/15	@ PHI

ALL-TIME SERIES RESULTS

Overall:	20-27
Home:	12-11
Away:	8-16

GENERAL INFORMATION

Franchise Timeline (Established) ..... Minnesota Timberwolves (1989-90)
Address ..... 600 First Ave. North; Minneapolis, MN 55403
Owner ..... Glen Taylor
President of Basketball Operations/Head Coach ..... Flip Saunders
General Manager ..... Milt Newton
Assistant Coaches ..... Sam Mitchell, Sid Lowe, Ryan Saunders, David Adelman
Director of Medical Operations/Head Athletic Trainer ..... Greg Farnam
Public Relations ..... Brad Ruiter, Aaron Seehusen, Dan Bell, Alex King
Home Court ..... Target Center (19,356)

BROADCAST INFORMATION

Radio ..... WCCO (830 AM): Alan Horton
Television ..... Fox Sports Net North: Dave Benz, Jim Peterson

ALL-TIME SERIES INFORMATION

SIXERS

Largest Margin of Victory: 38, 11/25/94
Most Pts. Scored: 119, 2x, last 2/9/10
Fewest Pts. Scored: 74, 10/30/01

TIMBERWOLVES

Largest Margin of Victory: 35, 12/8/04
Most Pts. Scored: 126, 1/6/14
Fewest Pts. Scored: 71, 11/25/94

SIXERS 2013-14 SEASON SERIES STATISTICS VS. TIMBERWOLVES

PLAYER	G-GS	MIN	FG-A	PCT	3FG-A	PCT	FT-A	PCT	OFF	DEF	TOT	AST	PF-DQ	STL	TO	BLK	PTS	AVG
Wroten	1-1	28	8-13	.615	1-3	.333	3-4	.750	2	1	3	4	6-1	1	3	1	20	20.0
Young	2-2	62	16-29	.552	2-6	.333	2-3	.667	0	6	6	3	6-0	5	3	2	36	18.0
Anderson	2-0	53	10-14	.714	4-5	.800	6-6	1.000	1	14	15	4	4-0	3	3	1	30	15.0
Hawes	2-2	59	10-18	.556	5-8	.625	2-3	.667	1	11	12	7	5-0	0	7	5	27	13.5
Carter-Williams	1-1	29	6-13	.462	1-3	.333	0-1	.000	0	4	4	7	2-0	1	4	0	13	13.0
Turner	2-2	64	11-25	.440	1-5	.200	3-4	.750	0	9	9	7	4-0	0	10	0	26	13.0
Thompson	2-2	52	6-10	.600	0-1	.000	2-2	1.000	0	6	6	0	4-0	2	4	0	14	7.0
Williams	2-0	28	3-8	.375	2-3	.667	3-4	.750	0	3	3	4	2-0	1	5	0	11	5.5
Orton	1-0	19	2-4	.500	0-0	---	1-1	1.000	2	3	5	0	4-0	0	0	2	5	5.0
L. Brown	2-0	35	3-10	.300	1-4	.250	1-2	.500	1	4	5	10	7-0	1	7	2	8	4.0
Allen	2-0	26	1-5	.200	0-0	---	0-0	---	1	5	6	2	3-0	0	2	0	2	1.0
Davies	2-0	27	1-5	.200	0-0	---	0-0	---	1	2	3	0	0-0	2	0	0	2	1.0
76ERS	2	480	77-154	.500	17-38	.447	23-30	.767	9	68	77	48	47-1	16	49	13	194	97.0

TIMBERWOLVES 2013-14 SEASON SERIES STATISTICS VS. SIXERS

PLAYER	G-GS	MIN	FG-A	PCT	3FG-A	PCT	FT-A	PCT	OFF	DEF	TOT	AST	PF-DQ	STL	TO	BLK	PTS	AVG
Love	2-2	66	16-33	.485	5-13	.385	15-18	.833	5	17	22	9	0-0	4	4	1	52	26.0
Pekovic	2-2	61	16-30	.533	0-0	---	4-4	1.000	12	12	24	4	3-0	0	6	2	36	18.0
Brewer	2-2	62	9-21	.429	5-6	.833	2-3	.667	0	6	6	2	6-0	2	0	0	25	12.5
Rubio	2-2	60	7-20	.350	2-3	.667	9-10	.900	1	7	8	15	5-0	5	4	0	25	12.5
Martin	2-2	51	6-19	.316	3-7	.429	8-9	.889	0	1	1	6	2-0	3	1	0	23	11.5
Cunningham	2-0	36	8-16	.500	0-0	---	2-2	1.000	2	1	3	2	1-0	2	0	1	18	9.0
Price	1-0	6	4-6	.667	1-2	.500	0-0	---	0	0	0	1	1-0	0	0	0	9	9.0
Barea	2-0	33	5-17	.294	3-6	.500	2-3	.667	0	3	3	5	3-0	0	6	0	15	7.5
Hummel	2-0	32	5-11	.455	3-6	.500	0-0	---	3	8	11	1	2-0	1	0	0	13	6.5
Shved	2-0	31	4-14	.286	1-3	.333	1-1	1.000	1	3	4	5	2-0	4	1	2	10	5.0
Mbah a Moute	1-0	13	2-6	.333	0-0	---	0-0	---	3	1	4	0	0-0	0	2	0	4	4.0
Dieng	1-0	6	1-2	.500	0-0	---	0-2	.000	2	1	3	0	1-0	1	0	0	2	2.0
Turiaf	1-0	23	0-1	.000	0-0	---	0-0	---	2	7	9	1	3-0	0	2	2	0	0.0
TIMBERWOLVES	2	480	83-196	.423	23-46	.500	43-52	.827	31	67	98	51	29-0	22	29	8	232	116.0

★ MINNESOTA TIMBERWOLVES ★

DATE	H/A	W/L	PHI	OPP
11/10/89	A	L	118	125*
4/12/90	H	W	110	77
2/3/91	A	L	102	110**
4/14/91	H	L	88	96
12/13/91	A	W	104	95
1/24/92	H	W	119	86
3/8/93	A	W	92	83
4/18/93	H	W	106	79
3/15/94	A	L	87	96
3/18/94	H	L	98	100
11/25/94	A	W	109	71
2/15/95	H	L	97	101
12/17/95	A	W	101	99
3/6/96	H	L	90	103
3/11/97	A	L	100	104
3/14/97	H	W	109	95
12/17/97	H	L	90	94
4/10/98	A	L	102	107
1/9/00	H	L	112	123
3/28/00	A	W	102	100
11/9/00	A	W	84	82
12/11/00	H	L	91	96*
10/30/01	A	L	74	83
1/30/02	H	W	96	91
12/18/02	H	W	99	94
2/2/03	A	L	91	99
2/1/04	A	L	101	106
2/29/04	H	W	81	74
12/8/04	H	L	84	119
1/7/05	A	L	84	89
12/12/05	H	W	90	89*
1/22/06	A	W	86	84
12/3/06	H	L	84	95
1/5/07	A	L	102	104*
12/12/07	H	W	98	94
2/19/08	A	L	88	104
11/19/08	A	L	96	102
3/25/09	H	W	96	88
1/18/10	A	L	103	108*
2/9/10	H	W	119	97
2/12/11	A	W	107	87
3/4/11	H	W	111	100
2/19/12	A	L	91	92
12/4/12	H	L	88	105
2/20/13	A	L	87	94
12/11/13	A	L	99	106
1/6/14	H	L	95	126

** overtime*

***double-overtime*

★ NEW ORLEANS PELICANS ★

Monty Williams

2014-15 SCHEDULE

1/16/15	@ PHI
1/26/15	@ NO

ALL-TIME SERIES RESULTS

Overall:	12-14
Home:	7-6
Away:	5-8

PLAYOFFS

Overall:	4-2
Home:	2-1
Away:	2-1

GENERAL INFORMATION

Franchise Timeline (Established) ..... New Orleans Hornets (2002-03), New Orleans Pelican (2013-14)
Address ..... 5800 Airline Drive; Metairie, LA 70113
Owner/Chairman of the Board ..... Tom Benson
President ..... Dennis Lauscha
General Manager ..... Dell Demps
Head Coach ..... Monty Williams
Assistant Coaches ..... Randy Ayers, Dave Hanners, Bryan Gates, Fred Vinson, Kevin Hanson
Assistant Coach/Director of Athletic Development ..... Carlos Daniel
Trainer ..... Duane Brooks
Communications ..... Matt Ryan
Home Court ..... New Orleans Arena (17,003)

BROADCAST INFORMATION

Radio ..... WWL (105.3 FM): Sean Kelley, John DeShazier
Television ..... Fox Sports New Orleans: Joel Meyers, David Wesley, Jen Hale

ALL-TIME SERIES INFORMATION

SIXERS

Largest Margin of Victory: 21, 11/25/02
Most Pts. Scored: 108, 11/25/02
Fewest Pts. Scored: 72, 11/11/07

PELICANS

Largest Margin of Victory: 37, 11/16/13
Most Pts. Scored: 135, 11/16/13
Fewest Pts. Scored: 62, 11/7/12

SIXERS 2013-14 SEASON SERIES STATISTICS VS. PELICANS

PLAYER	G-GS	MIN	FG-A	PCT	3FG-A	PCT	FT-A	PCT	OFF	DEF	TOT	AST	PF-DQ	STL	TO	BLK	PTS	AVG
Wroten	2-1	59	15-29	.517	3-7	.429	10-15	.667	3	3	6	3	7-0	2	7	0	43	21.5
Morris	1-0	27	6-9	.667	2-4	.500	6-9	.667	0	0	0	2	1-0	2	5	0	20	20.0
Hawes	2-2	50	9-22	.409	3-9	.333	5-7	.714	1	12	13	5	3-0	0	2	3	26	13.0
Turner	2-2	61	11-26	.423	3-5	.600	1-1	1.000	1	11	12	7	9-0	1	4	0	26	13.0
Young	2-2	60	11-26	.423	2-4	.500	2-6	.333	10	7	17	5	7-0	3	5	1	26	13.0
Carter-Williams	1-1	32	4-13	.308	1-6	.167	1-4	.250	1	1	2	10	3-0	1	5	0	10	10.0
Anderson	2-2	47	8-18	.444	2-9	.222	0-0	---	1	6	7	2	3-0	1	3	0	18	9.0
Thompson	2-0	47	4-11	.364	1-4	.250	4-5	.800	3	5	8	2	1-0	2	1	0	13	6.5
Allen	2-0	42	5-10	.500	0-0	---	0-0	---	3	5	8	4	3-0	0	0	1	10	5.0
Williams	1-0	12	1-5	.200	1-2	.500	1-2	.500	0	1	1	0	0-0	0	1	0	4	4.0
Orton	1-0	16	1-2	.500	0-0	---	1-3	.333	1	1	2	1	1-0	1	1	1	3	3.0
Davies	2-0	25	2-4	.500	0-0	---	0-0	---	4	7	11	3	2-0	1	1	0	4	2.0
Sims (TOT)	1-0	12	1-5	.200	0-0	---	0-0	---	0	1	1	0	3-0	1	1	0	2	2.0
L. Brown	1-0	1	0-0	---	0-0	---	0-0	---	0	0	0	0	0-0	0	0	0	0	0.0
76ERS	2	480	77-175	.440	18-50	.360	31-52	.596	28	59	87	44	40-0	14	37	6	203	101.5

PELICANS 2013-14 SEASON SERIES STATISTICS VS. SIXERS

PLAYER	G-GS	MIN	FG-A	PCT	3FG-A	PCT	FT-A	PCT	OFF	DEF	TOT	AST	PF-DQ	STL	TO	BLK	PTS	AVG
Gordon	2-2	66	18-28	.643	5-12	.417	4-5	.800	0	6	6	10	4-0	4	4	0	45	22.5
Anderson	2-0	53	17-32	.531	10-19	.526	0-0	---	3	6	9	2	5-0	1	3	0	44	22.0
Davis	2-2	67	16-30	.533	0-0	---	3-6	.500	6	13	19	4	4-0	4	2	13	35	17.5
Holiday	2-2	70	14-22	.636	1-3	.333	5-6	.833	3	10	13	25	5-0	3	2	1	34	17.0
Evans	2-0	57	12-20	.600	0-2	.000	7-11	.636	0	7	7	7	4-0	6	5	2	31	15.5
Rivers	1-0	7	4-6	.667	1-1	1.000	3-4	.750	1	1	2	0	2-0	0	1	0	12	12.0
Aminu	1-1	18	4-5	.800	0-0	---	2-4	.500	3	3	6	1	0-0	0	2	1	10	10.0
Roberts	2-0	34	7-14	.500	3-7	.429	1-1	1.000	0	1	1	7	8-0	0	1	0	18	9.0
Smith	2-2	45	8-12	.667	0-0	---	0-0	---	3	9	12	0	8-0	0	2	5	16	8.0
Morrow	2-1	33	2-8	.250	1-4	.250	4-4	1.000	0	1	1	3	1-0	4	2	0	9	4.5
Amundson	2-0	19	1-2	.500	0-0	---	0-0	---	1	4	5	0	4-0	2	0	3	2	1.0
Childress	1-0	6	0-0	---	0-0	---	0-0	---	0	1	1	0	0-0	0	0	0	0	0.0
Taylor (TOT)	1-0	6	0-1	.000	0-0	---	0-0	---	0	0	0	2	0-0	0	1	0	0	0.0
Withey	1-0	6	0-0	---	0-0	---	0-0	---	0	1	1	1	1-0	0	1	1	0	0.0
PELICANS	2	480	103-179	.575	21-48	.438	29-41	.707	20	63	83	60	46-0	24	26	26	256	128.0

★ NEW ORLEANS PELICANS ★

DATE	H/A	W/L	PHI	OPP	DATE	H/A	W/L	PHI	OPP	DATE	H/A	W/L	PHI	OPP
11/19/02	A	L	98	99										
11/25/02	H	W	108	87										
4/13/03	H	L	89	94										
11/5/03	H	L	99	106										
1/21/03	A	W	92	86										
1/30/04	H	W	85	82										
3/17/04	A	L	80	104										
1/17/05	H	W	95	91										
1/28/05	A	L	95	99										
11/21/05	H	W	103	91										
12/2/05	A	L	86	88										
1/23/07	H	W	102	96										
1/31/07	A	W	89	78										
11/11/07	H	L	72	93										
11/14/07	A	L	76	95										
1/26/09	A	L	86	101										
3/2/09	H	L	91	98										
1/11/10	H	W	96	92										
2/5/10	A	W	101	94										
12/12/10	H	W	88	70										
1/3/11	A	L	77	84										
1/4/12	A	W	101	93										
11/7/12	A	W	77	62										
1/15/13	H	L	99	111										
12/11/13	A	L	99	106										
1/6/14	H	L	95	126										

** overtime*

***double-overtime*

★ NEW YORK KNICKS ★

Derek Fisher

2014-15 SCHEDULE

11/22/14	@ NY
1/21/15	@ PHI
3/20/15	@ PHI
4/5/15	@ NY

ALL-TIME SERIES RESULTS

Overall:	241-192
Home:	136-64
Away:	89-116
Neutral:	16-12

PLAYOFFS

Overall:	21-12
Home:	14-2
Away:	7-10

GENERAL INFORMATION

Franchise Timeline (Established) ..... New York Knicks (1946-47)
Address ..... Two Pennsylvania Plaza; New York, NY 10121
Executive Chairman, The Madison Square Garden Company ..... James L. Dolan
President ..... Phil Jackson
Head Coach ..... Derek Fisher
Assistant Coaches ..... Jim Cleamons, Rasheed Hazzard, Brian Keefe, Joshua Longstaff
Head Athletic Trainer ..... Roger Hinds
Media Relations ..... Jonathan Supranowitz, Gregg Schwartz, Ashley Blackwood, Derek Lapinski
Home Court ..... Madison Square Garden (19,033)

BROADCAST INFORMATION

Radio ..... ESPN Radio (98.7 FM): Mike Crispino, Brendan Brown
Television ..... MSG Network: Mike Breen, Walt Frazier

ALL-TIME SERIES INFORMATION

SIXERS

Largest Margin of Victory: 62, 12/25/60
Most Pts. Scored: 162, 12/25/60
Fewest Pts. Scored: 60, 3/13/54

KNICKS

Largest Margin of Victory: 48, 2x last 4/21/94
Most Pts. Scored: 152, 12/11/59
Fewest Pts. Scored: 61, 2/17/52

SIXERS 2013-14 SEASON SERIES STATISTICS VS. KNICKS

PLAYER	G-GS	MIN	FG-A	PCT	3FG-A	PCT	FT-A	PCT	OFF	DEF	TOT	AST	PF-DQ	STL	TO	BLK	PTS	AVG
Turner	2-2	79	17-33	.515	4-7	.571	8-9	.889	1	15	16	3	5-0	0	9	1	46	23.0
Carter-Williams	4-4	149	26-57	.456	5-11	.455	18-25	.720	13	32	45	33	15-0	8	11	1	75	18.8
Young	4-4	159	29-80	.363	5-18	.278	10-13	.769	14	14	28	14	15-0	14	5	1	73	18.3
Wroten	3-1	73	16-36	.444	3-8	.375	11-19	.579	4	6	10	11	3-0	0	7	0	46	15.3
Anderson	4-4	141	26-50	.520	6-23	.261	2-5	.400	5	17	22	8	10-0	4	3	0	60	15.0
Hawes	2-2	66	7-17	.412	2-6	.333	5-6	.833	1	7	8	12	10-0	1	6	1	21	10.5
Sims	2-2	49	10-14	.714	0-0	---	6-6	1.000	10	6	16	5	8-0	1	3	1	26	13.0
Moultrie	1-0	14	4-5	.800	0-0	---	0-0	---	2	2	4	0	2-0	1	0	0	8	8.0
Allen	1-0	23	3-3	1.000	0-0	---	0-0	---	0	4	4	3	1-0	0	2	3	6	6.0
Thompson	4-1	63	7-16	.438	2-7	.286	0-0	---	2	10	12	3	5-0	0	1	0	16	4.0
Varnado	2-0	32	2-3	.667	0-0	---	3-6	.500	2	3	5	0	4-0	0	1	0	7	3.5
Dedmon	1-0	9	1-3	.333	0-0	---	1-2	.500	1	2	3	0	2-0	0	1	0	3	3.0
Nunnally	1-0	11	1-4	.250	1-3	.333	0-0	---	0	2	2	1	1-0	0	0	0	3	3.0
Williams	4-0	53	5-12	.417	1-7	.143	0-0	---	2	3	5	2	5-0	2	3	0	11	2.8
Mullens	2-0	14	1-5	.200	1-4	.250	0-0	---	0	3	3	0	2-0	0	3	0	3	1.5
L. Brown	1-0	3	0-1	.000	0-0	---	0-0	---	1	1	2	0	0-0	0	0	0	0	0.0
Davies	1-0	13	0-2	.000	0-0	---	0-0	---	1	0	1	0	2-0	0	1	0	0	0.0
Johnson-Odom	1-0	0	0-0	---	0-0	---	0-0	---	0	0	0	0	0-0	0	0	0	0	0.0
Maynor	1-0	9	0-0	---	0-0	---	0-0	---	0	1	1	1	1-0	1	1	0	0	0.0
76ERS	4	960	155-341	.455	30-94	.319	64-91	.703	59	128	187	96	91-0	32	58	8	404	101.0

KNICKS 2013-14 SEASON SERIES STATISTICS VS. SIXERS

PLAYER	G-GS	MIN	FG-A	PCT	3FG-A	PCT	FT-A	PCT	OFF	DEF	TOT	AST	PF-DQ	STL	TO	BLK	PTS	AVG
Anthony	4-4	144	32-84	.381	8-23	.348	17-22	.773	5	25	30	24	11-0	5	10	2	89	22.3
Stoudemire	3-2	80	27-35	.771	0-0	---	12-15	.800	7	14	21	1	8-0	1	4	1	66	22.0
Bargnani	2-2	53	11-21	.524	1-7	.143	7-8	.875	1	7	8	3	7-0	0	6	4	30	15.0
J. Smith	4-2	125	20-52	.385	12-33	.364	4-10	.400	1	11	12	16	13-0	5	5	2	56	14.0
Chandler	2-2	66	11-17	.647	0-1	.000	5-6	.833	6	18	24	3	2-0	1	2	4	27	13.5
Hardaway	4-0	94	16-32	.500	7-17	.412	8-10	.800	0	6	6	2	5-0	5	4	0	47	11.8
Shumpert	4-3	124	12-28	.429	8-18	.444	7-10	.700	7	12	19	8	10-0	7	3	0	39	9.8
Felton	4-4	120	13-34	.382	4-10	.400	8-10	.800	1	6	7	21	5-0	5	2	2	38	9.5
Martin	1-1	27	4-5	.800	0-0	---	0-0	---	3	5	8	3	5-0	0	3	2	8	8.0
Murry	3-0	22	4-7	.571	0-0	---	3-5	.600	1	2	3	0	5-0	0	2	0	11	3.7
Clark	1-0	7	0-1	.000	0-0	---	2-2	1.000	0	1	1	0	1-0	0	0	2	2	2.0
Tyler	4-0	27	2-6	.333	0-0	---	2-4	.500	1	4	5	0	4-0	1	2	3	6	1.5
Aldrich	2-0	12	1-2	.500	0-0	---	0-0	---	1	5	6	0	1-0	0	1	0	2	1.0
Prigioni	3-0	50	1-3	.333	1-3	.333	0-0	---	3	6	9	17	7-0	4	3	0	3	1.0
Brown	2-0	10	0-0	---	0-0	---	0-4	.000	0	1	1	1	1-0	0	3	0	0	0.0
KNICKS	4	960	154-327	.471	41-112	.366	75-106	.708	37	123	160	99	85-0	34	51	22	424	106.0

★ NEW YORK KNICKS ★

DATE		PHI	OPP
11/13/49	H	W	80	66
11/15/49	A	W	77	74
11/11/50	A	L	72	74*
11/19/50	H	W	96	83
11/28/50	A	L	84	108
2/17/50	H	W	95	86
1/6/51	A	W	87	85*
2/1/51	H	L	90	93
2/8/51	H	W	96	83
2/17/51	A	L	75	88
2/25/51	H	W	98	83
3/3/51	A	L	78	97
11/17/51	A	W	79	72
11/25/51	H	W	100	73
12/22/51	A	L	73	92
12/23/51	H	L	72	75
1/10/52	H	W	110	96
2/12/52	A	L	69	78
2/17/52	H	W	66	61
3/15/52	A	L	90	97
3/16/52	H	L	84	90
11/22/52	A	L	68	98
11/23/52	H	W	76	73
12/14/52	A	L	93	98*
1/3/53	A	L	77	85*
1/7/53	N	W	114	93
1/25/53	H	L	62	97
2/15/53	H	L	81	85
3/1/53	H	W	79	64
3/6/53	N	L	66	75
3/14/53	A	W	95	81
11/21/53	A	L	67	68
11/22/53	H	L	80	84*
12/25/53	A	L	80	89
1/13/54	N	W	93	72
1/28/54	H	W	70	66
1/30/54	A	L	65	66
1/31/54	H	W	114	70
2/4/54	N	W	90	82
3/13/54	A	L	60	67
3/14/54	H	W	113	83
11/27/54	A	W	80	74
11/28/54	H	W	79	77
12/1/54	N	L	86	88
12/14/54	A	W	91	82
12/15/54	N	L	81	88
12/25/54	A	L	101	109
12/26/54	H	W	97	92*
1/23/55	H	L	89	98
2/7/55	H	W	77	75
2/19/55	A	W	80	78
2/20/55	H	W	104	84
3/1/55	A	W	105	102
11/26/55	A	L	99	100
11/27/55	H	W	85	74
12/20/55	A	W	98	91
12/31/55	H	W	101	92
1/29/56	H	L	95	99*
2/4/56	A	W	103	94
2/10/56	N	W	94	88
2/17/56	N	W	91	86
2/19/56	H	W	118	98
2/21/56	A	W	108	107**
3/4/56	H	L	111	118**
3/10/56	A	L	84	104
12/1/56	A	L	100	117
12/2/56	H	W	110	100
1/1/57	H	W	106	102
1/3/57	A	L	111	126
1/22/57	A	L	88	90
1/24/57	H	W	115	97
2/6/57	N	L	100	119
2/9/57	A	W	101	89
2/10/57	H	W	102	100
3/5/57	A	W	99	92
3/6/57	H	L	93	100
3/7/57	N	L	94	99
11/8/57	H	L	99	104
11/23/57	A	W	119	115
12/17/57	A	L	117	123
12/25/57	H	W	134	130*
1/2/58	N	L	98	131
1/18/58	A	L	120	123
1/19/58	H	W	112	108
1/28/58	A	W	110	102
2/7/58	N	W	105	102
2/19/58	H	W	116	110
2/22/58	A	L	112	115
3/5/58	H	W	102	91
11/15/58	H	L	92	96
11/22/58	A	L	99	114
12/21/58	A	L	94	108
12/27/58	H	L	102	106
1/6/59	A	L	108	118
1/18/59	H	L	118	120
1/31/59	N	L	117	119
2/3/59	A	L	114	115
2/5/59	N	L	98	111
2/8/59	H	W	113	104
3/1/59	H	W	140	115
3/3/59	A	W	127	120
11/12/59	A	W	113	104
11/14/59	H	W	116	108
11/24/59	A	W	120	107
12/11/59	A	L	121	152
12/16/59	H	W	116	113
1/17/60	H	W	129	117
2/2/60	A	W	119	102
2/11/60	H	W	116	109
2/16/60	A	L	116	125
2/20/60	N	W	126	121
2/27/60	H	W	114	111
3/1/60	A	W	124	121
3/5/60	H	W	132	115
11/11/60	A	L	108	112
11/12/60	H	W	128	117
12/3/60	H	W	130	113
12/20/60	A	L	112	122
12/25/60	H	W	162	100
1/3/61	H	W	129	104
1/7/61	N	L	117	120
1/13/61	N	W	106	105
1/31/61	A	W	122	106
2/15/61	A	L	127	129*
2/16/61	H	W	132	120
2/26/61	H	W	126	110
3/7/61	A	L	113	114
11/11/61	H	W	135	109
11/15/61	N	W	114	102
11/22/61	N	L	109	110
12/1/61	A	L	100	118
12/12/61	A	W	126	124
1/7/62	A	W	123	116
1/14/62	H	W	141	118
1/31/62	H	W	138	109
2/9/62	A	L	111	120
2/18/62	H	W	141	126
2/24/62	N	W	120	117
2/27/62	A	W	130	120
10/23/62	A	W	123	119
11/23/62	A	L	110	116
11/24/62	H	W	137	126
12/25/62	A	W	123	111
12/27/62	H	W	128	92
1/3/63	N	L	115	123
2/5/63	A	W	120	100
2/9/63	N	W	122	116
2/24/63	H	W	143	126
2/28/63	N	W	132	124
3/5/63	A	W	131	121
3/7/63	H	W	129	118
10/25/63	H	L	112	136
10/26/63	A	L	101	109
11/20/63	H	W	118	101
11/30/63	A	W	132	125
12/11/63	H	W	113	103
12/14/63	A	W	123	119
1/5/64	H	L	118	142
1/25/64	A	W	131	129
2/6/64	H	W	128	117
2/23/64	A	W	114	105
3/7/64	H	W	130	115
3/8/64	A	L	108	140
10/30/64	A	L	90	94
10/31/64	H	W	116	105
11/25/64	N	W	124	93
12/12/64	A	L	106	133
12/13/64	N	W	121	115
2/3/65	N	W	116	95
2/20/65	N	W	111	92
2/23/65	A	L	104	132
3/9/65	A	L	122	124*
3/10/65	H	L	123	134
11/13/65	A	W	127	119
1/2/66	H	W	133	122
1/4/66	A	W	129	127
1/21/66	H	W	109	98
2/5/66	A	L	113	120
2/8/66	A	L	123	136
2/25/66	H	W	130	124
3/12/66	H	W	134	126
3/13/66	A	W	115	113
3/17/66	H	W	115	106
10/15/66	H	W	128	112
11/15/66	A	W	113	109
11/16/66	H	W	117	108
12/9/66	H	W	112	107
12/13/66	A	W	127	112
1/3/67	A	W	148	142*
1/5/67	N	L	104	112
1/17/67	H	W	119	111
3/12/67	A	W	131	120
10/25/67	H	W	117	114
11/28/67	A	W	110	108
12/8/67	H	W	117	109
12/27/67	A	W	114	105
1/3/68	H	L	115	129
2/10/68	A	L	97	115
3/10/68	A	W	119	108
3/13/68	H	L	120	130
10/22/68	A	L	114	117
12/15/68	H	W	110	104
12/25/68	A	L	109	110
1/22/69	H	W	140	137**
1/28/69	A	L	88	121
3/9/69	H	W	110	101
3/11/69	A	L	101	121
11/21/69	H	L	94	98
12/13/69	A	W	100	93
1/30/70	H	L	100	104
2/13/70	H	L	106	151
2/14/70	A	L	114	116
3/7/70	H	L	104	111
3/8/70	A	W	133	116
11/14/70	A	L	94	126
11/18/70	H	W	113	106
12/12/70	A	L	101	118
1/30/71	A	W	106	105
2/7/71	H	W	127	99
3/5/71	H	W	121	116
10/30/71	A	W	108	101
1/7/72	H	W	117	113
2/5/72	A	L	104	112
2/6/72	H	L	107	109
3/4/72	A	L	115	118*
3/5/72	H	W	100	98
10/21/72	A	L	88	111
11/10/72	H	L	106	125
11/29/72	H	L	91	139
12/9/72	A	L	109	120
2/17/73	A	L	89	107
2/18/73	H	W	114	98
3/7/73	H	L	94	120
10/27/73	A	L	90	96
11/9/73	H	W	94	91
12/29/73	A	L	92	112
1/4/74	H	W	78	75
1/26/74	A	L	98	122
3/10/74	H	W	109	108
3/26/74	A	L	90	117
10/19/74	A	W	99	86
11/20/74	H	L	95	105
12/6/74	H	L	88	96
12/25/74	A	W	104	97
1/29/75	H	W	98	92
3/1/75	A	W	100	94
3/2/75	H	W	91	87
3/26/75	H	L	98	128
4/1/75	A	L	95	99
11/1/75	A	L	98	110
12/5/75	H	W	99	97
12/25/75	A	L	103	111
1/23/76	A	L	92	104
2/14/76	A	L	97	101*
2/15/76	H	L	82	88
3/24/76	H	W	118	100
11/26/76	H	W	114	103
12/25/76	A	W	105	104
3/5/77	A	W	117	114
3/6/77	H	L	102	110
11/11/77	H	W	127	119
12/25/77	A	L	110	113
3/18/78	A	W	141	127
3/19/78	H	W	125	118
12/25/78	A	W	109	94
2/2/79	H	L	101	105
3/17/79	A	L	101	103
3/18/79	H	W	106	90
10/20/79	A	W	136	111
10/26/79	H	W	127	116
1/8/80	A	W	111	108
1/13/80	H	W	126	112
3/23/80	H	W	112	108
3/27/80	A	W	103	101
10/14/80	A	L	93	113
11/12/80	H	L	113	125
11/18/80	A	W	113	99
12/3/80	H	W	104	98
3/11/81	H	W	115	95
3/15/81	A	L	109	120
11/14/81	A	W	109	102
12/16/81	H	L	115	117
12/22/81	A	W	112	105
2/13/82	A	W	114	107
2/14/82	H	W	117	105
4/4/82	H	W	127	106
10/29/82	A	W	104	89
12/17/82	H	W	109	95
2/20/83	H	W	104	89
3/1/83	A	W	106	94
3/22/83	A	L	76	89
4/10/83	H	W	113	97
11/16/83	H	W	102	97
1/9/84	A	L	73	111
1/24/84	A	L	102	111
2/19/84	H	W	101	97
4/8/84	H	W	109	108
4/14/84	A	W	103	100
12/9/84	H	W	110	94
12/11/84	A	L	106	110
1/15/85	A	W	93	82
2/13/85	H	W	131	129
3/9/85	A	L	129	131**
3/15/85	H	W	119	110
10/26/85	A	W	99	89
11/30/85	A	W	115	95
1/20/86	H	W	103	93
2/13/86	A	W	95	92
3/12/86	H	W	105	95
4/2/86	H	W	93	87
11/19/86	H	W	98	94
1/9/87	H	L	84	94
1/27/87	A	W	108	103
2/16/87	A	W	111	101
3/4/87	H	L	99	102
4/6/87	A	L	101	108
12/17/87	A	W	106	96
1/15/88	H	W	119	104
1/16/88	A	L	96	110
3/4/88	A	L	108	110*
3/16/88	H	W	115	108
4/5/88	H	L	119	136
11/18/88	H	W	137	135
11/19/88	A	L	122	141
3/16/89	A	W	121	112
3/20/89	H	L	109	129
4/4/89	A	W	124	113
4/16/89	H	W	115	112
12/5/89	A	L	103	110
1/10/90	H	W	113	111
3/1/90	A	W	105	100
3/7/90	H	W	110	93
4/6/90	A	L	104	114
11/17/90	A	L	79	106
1/19/91	H	L	97	112
1/21/91	A	L	116	117*
3/13/91	H	L	94	102
4/10/91	H	W	100	84
4/16/91	A	L	99	108*
11/23/91	A	L	92	100
1/22/92	H	W	119	109
3/9/92	H	L	99	111
4/10/92	A	L	99	115
11/7/92	A	L	85	89
1/22/93	H	L	91	109
1/26/93	A	L	90	98
2/8/93	H	L	115	120*
4/23/93	H	L	84	99
11/9/93	A	L	86	95
1/23/94	A	W	99	92
2/9/94	H	L	79	114
4/8/94	H	W	100	97
4/21/94	A	L	82	130
12/5/94	H	L	96	101*
12/10/94	A	L	103	107
2/3/95	H	L	86	106
2/26/95	A	L	99	104
12/2/95	H	L	85	94
2/16/96	A	L	84	116
3/8/96	H	W	100	92
3/16/96	A	L	88	94
11/12/96	A	W	101	97
11/23/96	H	W	109	92
12/20/96	H	L	103	110
2/13/97	A	L	92	107
3/19/97	H	L	100	111
12/7/97	H	W	93	78
12/13/97	A	L	83	95
3/6/98	H	W	80	71
3/17/98	A	L	96	100
2/19/99	H	L	67	78
4/13/99	A	L	72	91
4/19/99	H	W	72	67
4/29/99	A	L	70	85
11/30/99	H	W	74	70
12/10/99	A	L	78	85
2/27/00	A	L	88	89
3/10/00	H	L	77	82
10/31/00	A	W	101	72
12/22/00	H	L	71	91
2/1/01	A	W	87	80
4/15/01	H	W	89	82
1/19/02	H	W	97	89
1/29/02	A	L	71	78
3/12/02	A	W	104	96
3/24/02	H	W	90	82
11/1/02	H	W	98	86
11/16/02	A	W	93	92
1/10/03	H	L	112	114
4/11/03	A	L	103	108
11/22/03	A	L	88	99
3/3/04	A	L	77	88
3/12/04	H	W	99	94*
4/3/04	H	L	75	86
11/9/04	A	L	88	96
12/17/04	H	L	107	113*
2/14/05	H	W	106	105
2/24/05	A	L	101	113
11/26/05	A	L	102	105*
1/28/06	H	W	91	76
3/31/06	A	W	117	112
4/2/06	H	W	114	95
12/23/06	H	W	98	77
1/10/07	A	L	99	106
2/21/07	H	W	104	84
4/4/07	A	W	92	90
12/7/07	H	W	101	90
12/8/07	A	W	105	77
1/25/08	A	L	81	89
2/20/08	H	W	124	84
10/31/08	H	W	116	87
1/17/09	A	W	107	97
1/24/09	H	W	116	110
2/27/09	A	W	108	103
10/31/09	A	W	141	127*
1/13/10	H	L	92	93
3/15/10	H	L	84	94
3/19/10	A	L	88	92
11/7/10	A	W	106	96
2/4/11	H	W	100	98
2/6/11	A	L	103	117
4/6/11	H	L	92	97
1/11/12	A	L	79	85
3/11/12	A	W	106	94
3/21/12	H	L	79	82
11/4/12	A	L	84	100
11/5/12	H	L	88	110
1/26/13	H	W	97	80
2/24/13	A	L	93	99
1/11/14	H	L	92	102
1/22/14	A	W	110	106
3/10/14	A	L	110	123
3/21/14	H	L	92	93

** overtime*
***double-overtime*

★ OKLAHOMA CITY THUNDER ★

Scott Brooks

2014-15 SCHEDULE

12/5/14	@ PHI
3/4/15	@ OKC

ALL-TIME SERIES RESULTS

Overall:	64-61
Home:	32-26
Away:	29-34
Neutral:	3-1

PLAYOFFS

Home:	4-0
Away:	2-1
Overall:	6-1

GENERAL INFORMATION

Franchise Timeline (Established) ..... Seattle Supersonics (1967-68), Oklahoma City Thunder (2008-09)
Address ..... 100 W. Reno; Oklahoma City, OK 73102
Chairman ..... Clayton I. Bennett
Executive Vice President and General Manager ..... Sam Presti
Head Coach ..... Scott Brooks
Assistant Coaches ..... Mark Bryant, Rex Kalamian, Robert Pack, Darko Rajakovic, Mike Terpstra
Head Athletic Trainer ..... Joe Sharpe
Basketball Communications ..... Matt Tumbleson, Michael Ravina, John Read
Home Court ..... Chesapeake Energy Arena (18,203)

BROADCAST INFORMATION

Radio ..... WWLS (98.1 FM/640 AM): Matt Pinto
Spanish Radio ..... WKY (930 AM): Eleno Ornales
Television ..... FOX Sports Oklahoma: Brian Davis, Lesley McCaslin

ALL-TIME SERIES INFORMATION

SIXERS

Largest Margin of Victory: 38, 12/20/67
Most Pts. Scored: 160, 12/20/67
Fewest Pts. Scored: 73, 1/2/98

THUNDER

Largest Margin of Victory: 56, 3/6/93
Most Pts. Scored: 149, 3/6/93
Fewest Pts. Scored: 77, 1/4/02

SIXERS 2013-14 SEASON SERIES STATISTICS VS. THUNDER

PLAYER	G-GS	MIN	FG-A	PCT	3FG-A	PCT	FT-A	PCT	OFF	DEF	TOT	AST	PF-DQ	STL	TO	BLK	PTS	AVG
Anderson	2-2	60	14-32	.438	7-19	.368	4-6	.667	4	3	7	2	6-0	5	3	1	39	19.5
Turner	1-1	34	4-11	.364	0-3	.000	7-8	.875	0	5	5	6	2-0	0	1	0	15	15.0
Hawes	1-1	32	6-15	.400	2-5	.400	0-0	---	1	5	6	3	3-0	0	3	1	14	14.0
Carter-Williams	2-2	66	8-25	.320	1-6	.167	5-9	.556	2	5	7	9	3-0	4	5	2	22	11.0
Sims	1-1	26	2-5	.400	0-0	---	6-6	1.000	2	3	5	1	3-0	0	2	0	10	10.0
Young	2-2	59	8-30	.267	1-7	.143	2-3	.667	8	6	14	6	10-0	8	6	0	19	9.5
Wroten	2-0	39	6-20	.300	0-5	.000	5-9	.556	2	2	4	4	4-0	3	5	0	17	8.5
Varnado	1-0	18	3-7	.429	0-0	---	0-1	.000	4	2	6	0	1-0	1	1	0	6	6.0
Williams	2-0	30	4-9	.444	0-3	.000	3-3	1.000	0	4	4	2	4-0	3	2	0	11	5.5
Mullens	1-0	20	5-9	.556	3-4	.750	2-2	1.000	1	5	6	2	2-0	0	0	0	15	15.0
Allen	1-0	17	2-5	.400	0-0	---	1-2	.500	6	1	7	1	3-0	1	1	0	5	5.0
Thompson	2-1	41	4-8	.500	0-3	.000	1-2	.500	0	3	3	5	4-0	2	1	0	9	4.5
Dedmon	1-0	10	0-0	---	0-0	---	1-2	.500	1	3	4	0	4-0	0	0	0	1	1.0
L. Brown	1-0	8	0-2	.000	0-1	.000	0-0	---	0	3	3	0	0-0	0	1	0	0	0.0
Maynor	1-0	13	0-4	.000	0-1	.000	0-0	---	1	0	1	1	1-0	1	1	0	0	0.0
Moultrie	1-0	8	0-2	.000	0-0	---	0-0	---	0	0	0	0	0-0	0	0	0	0	0.0
76ERS	2	480	66-184	.359	14-57	.246	37-53	.698	32	50	82	42	50-0	28	33	4	183	91.5

THUNDER 2013-14 SEASON SERIES STATISTICS VS. SIXERS

PLAYER	G-GS	MIN	FG-A	PCT	3FG-A	PCT	FT-A	PCT	OFF	DEF	TOT	AST	PF-DQ	STL	TO	BLK	PTS	AVG
Durant	2-2	77	26-37	.703	3-10	.300	19-25	.760	1	22	23	13	5-0	4	6	2	74	37.0
Butler	1-0	26	1-4	.250	0-2	.000	0-0	---	0	5	5	1	4-0	1	1	1	2	2.0
Ibaka	2-2	60	17-26	.654	0-0	---	5-6	.833	4	11	15	2	3-0	1	7	8	39	19.5
Westbrook	1-1	20	4-9	.444	1-3	.333	4-4	1.000	1	9	10	14	2-0	3	6	0	13	13.0
Sefolosha	1-1	31	3-7	.429	2-5	.400	3-4	.750	0	1	1	0	1-0	0	2	0	11	11.0
Jackson	2-1	54	6-18	.333	0-4	.000	7-7	1.000	1	7	8	7	3-0	3	8	0	19	9.5
Jones	2-1	35	7-9	.778	1-1	1.000	3-3	1.000	2	5	7	3	1-0	0	0	2	18	9.0
Collison	2-0	39	5-7	.714	0-1	.000	4-5	.800	1	7	8	5	5-0	3	0	1	14	7.0
Thabeet	1-0	18	3-3	1.000	0-0	---	1-2	.500	1	2	3	0	4-0	0	2	2	7	7.0
Lamb	2-0	34	5-17	.294	2-8	.250	0-0	---	1	3	4	1	3-0	4	0	1	12	6.0
Fisher	2-0	33	3-9	.333	2-7	.286	2-2	1.000	2	2	4	5	3-0	2	4	0	10	5.0
Perkins	1-1	21	1-4	.250	0-0	---	1-2	.500	2	5	7	1	3-0	0	3	0	3	3.0
Adams	2-1	23	1-1	1.000	0-0	---	1-6	.167	2	2	4	1	3-0	0	2	1	3	1.5
Roberson	2-0	9	1-1	1.000	0-0	---	1-2	.500	0	2	2	1	3-0	1	1	0	3	1.5
THUNDER	2	480	83-152	.546	11-41	.268	51-68	.750	18	83	101	54	43-0	22	42	18	228	114.0

★ OKLAHOMA CITY THUNDER ★

DATE	H/A	W/L	PHI	OPP
10/27/67	H	W	132	115
12/1/67	N	W	133	109
12/12/67	N	W	118	107
12/17/67	A	W	139	124
12/20/67	A	W	160	122
2/14/68	H	W	149	125
2/20/68	H	W	140	108
11/9/68	H	W	114	94
11/11/68	N	W	127	117
12/18/68	A	W	115	111
2/5/69	A	W	119	115
2/21/69	A	W	115	109
3/19/69	H	W	136	115
11/8/69	H	L	117	125
11/15/69	A	L	136	146
12/19/69	A	L	116	123
1/9/70	H	L	132	135
1/14/70	N	L	110	122
2/8/70	A	L	117	118
11/7/70	H	W	134	128
12/8/70	H	L	104	107
12/17/70	A	W	125	117
1/24/71	A	W	145	119
2/21/71	A	L	128	135
10/20/71	H	W	100	93
11/21/71	A	L	117	127
12/1/71	H	W	102	98
3/9/72	A	W	128	123
3/19/72	H	W	115	100
10/11/72	H	L	100	105
11/17/72	A	L	92	105
1/7/73	A	W	85	82
3/10/73	H	L	96	106
11/18/73	A	L	91	95

DATE	H/A	W/L	PHI	OPP
12/12/73	H	L	93	100
1/18/74	H	L	104	116
2/24/74	A	L	105	115
11/10/74	A	L	95	109
11/29/74	H	L	119	121*
2/23/75	A	W	114	100
2/28/75	H	W	112	111
11/28/75	H	W	113	94
12/14/75	A	L	105	114
2/20/76	A	L	92	111
2/29/76	H	W	130	115
11/7/76	A	L	91	98
12/3/76	H	L	112	121
2/27/77	A	W	93	85
3/11/77	H	W	126	122
11/16/77	H	W	101	96
1/25/78	A	W	128	125
2/12/78	H	W	109	99
2/26/78	A	L	97	99
12/2/78	H	L	97	100
12/22/78	A	W	103	95
2/28/79	A	L	93	97
3/14/79	H	L	96	99
2/8/80	H	L	94	109
2/27/80	A	W	101	98*
1/2/81	A	W	120	117*
1/18/81	H	W	113	92
12/30/81	A	W	102	99
1/23/82	H	W	100	87
1/21/83	H	W	130	117
2/6/83	A	W	97	96
12/30/83	A	L	93	97*
3/9/84	H	W	92	84
1/2/85	A	W	118	109

DATE	H/A	W/L	PHI	OPP
3/8/85	H	W	128	114
12/8/85	H	L	100	105
1/28/86	A	W	106	99
11/11/86	A	W	121	114
1/21/87	H	W	129	123*
12/4/87	H	W	118	105
1/2/88	A	L	114	116
2/8/89	H	W	109	102
3/4/89	A	L	104	118
12/27/89	A	L	106	110
2/16/90	H	W	100	96*
1/2/91	A	L	99	127
2/19/91	H	W	107	104*
12/14/91	H	W	104	95
1/4/92	A	W	112	93
12/9/92	H	W	115	104
3/6/93	A	L	93	149
11/30/93	H	L	80	92
2/15/94	A	L	105	133
12/28/94	A	L	102	121
1/30/95	H	L	104	109
11/14/95	H	L	107	115
3/23/96	A	L	89	129
12/9/96	H	L	94	118
1/2/97	A	L	82	96
11/9/97	H	L	105	112
1/2/98	A	L	73	90
3/22/99	A	L	76	92
11/8/99	H	W	117	98
12/26/99	A	W	92	86
1/5/01	H	W	121	89
3/19/01	A	L	89	93
1/4/02	A	W	87	77
1/21/02	H	L	98	109

DATE	H/A	W/L	PHI	OPP
12/11/02	H	L	88	92
3/7/03	A	W	108	99
1/19/04	H	L	81	90
2/19/04	A	W	112	101
11/16/04	H	L	95	103
12/28/04	A	W	114	107
1/9/06	H	W	107	98
3/16/06	A	L	98	102
11/15/06	A	W	96	90
3/7/07	H	W	92	89
12/31/07	A	W	98	90
3/7/08	H	W	117	83
11/15/08	H	W	110	85
3/8/09	A	L	74	89
11/15/08	H	W	110	85
3/8/09	A	L	74	89
12/2/09	A	L	106	117
3/30/10	H	L	93	111
11/10/10	A	L	103	109
3/9/11	H	W	105	110*
2/29/12	H	L	88	92
11/24/12	H	L	109	116*
1/4/13	A	L	85	109
1/25/14	H	L	91	103
3/4/14	A	L	92	125

** overtime*
***double-overtime*

★ ORLANDO MAGIC ★

Jacque Vaughn

2014-15 SCHEDULE

11/5/14	@ PHI
12/21/14	@ ORL
2/22/15	@ ORL

ALL-TIME SERIES RESULTS

Overall:	30-67
Home:	20-30
Away:	10-37

PLAYOFFS

Overall:	5-5
Home:	3-2
Away:	2-3

GENERAL INFORMATION

Franchise Timeline (Established) ..... Orlando Magic (1989-90)
Address ..... 8701 Maitland Summit Blvd.; Orlando, FL 32810
Senior Chairman ..... Rich DeVos
Chief Executive Officer ..... Alex Martins
General Manager ..... Rob Hennigan
Head Coach ..... Jacque Vaughn
Assistant Coaches ..... James Borrego, Wes Unseld Jr., Brett Gunning
Assistant Coaches/Player Development ..... Laron Profit
Athletic Trainer ..... Keon Weise
Communications ..... Joel Glass, George Galante, Trish Wingerson, Melanie Curtsinger
Home Court ..... Amway Center (18,846)

BROADCAST INFORMATION

Radio ..... ESPN 580 Orlando (AM 580): Dennis Neumann, Richie Adubato
Spanish Radio ..... ElOrlandoMagic.com: Joey Colon
Television ..... FOX Sports Florida: David Steele, Jeff Turner

ALL-TIME SERIES INFORMATION

SIXERS

Largest Margin of Victory: 24, 1/31/92
Most Pts. Scored: 129, 2/26/90
Fewest Pts. Scored: 70, 1/14/95

MAGIC

Largest Margin of Victory: 46, 2/17/95
Most Pts. Scored: 129, 2/17/95
Fewest Pts. Scored: 61, 2/4/13

SIXERS 2013-14 SEASON SERIES STATISTICS VS. MAGIC

PLAYER	G-GS	MIN	FG-A	PCT	3FG-A	PCT	FT-A	PCT	OFF	DEF	TOT	AST	PF-DQ	STL	TO	BLK	PTS	AVG
Young	4-3	147	39-78	.500	8-21	.381	13-19	.684	8	23	31	6	9-0	7	3	2	99	24.8
Turner	2-2	84	14-30	.467	1-5	.200	12-15	.800	2	15	17	13	8-1	2	11	0	41	20.5
Carter-Williams	4-4	150	30-73	.411	4-17	.235	11-16	.688	14	19	33	23	11-0	11	20	2	75	18.8
Hawes	1-1	41	7-15	.467	3-8	.375	0-0	---	2	5	7	1	2-0	1	2	1	17	17.0
Wroten	3-0	64	10-25	.400	1-3	.333	8-11	.727	4	8	12	2	5-0	1	9	2	29	9.7
Sims	2-2	54	8-15	.533	0-0	---	6-8	.750	5	8	13	1	6-0	1	1	2	22	11.0
Anderson	4-3	127	12-37	.324	4-19	.211	5-9	.556	4	12	16	12	11-0	3	6	1	33	8.3
Thompson	4-3	102	9-18	.500	5-11	.455	0-0	---	2	12	14	4	4-0	0	1	2	23	5.8
Maynor	2-0	34	5-10	.500	1-3	.333	2-2	1.000	0	5	5	3	0-0	0	3	0	13	6.5
Orton	2-1	22	4-6	.667	0-0	---	0-0	---	1	3	4	0	3-0	0	2	1	8	4.0
Allen	2-1	45	3-12	.250	0-0	---	0-0	---	4	6	10	2	6-0	1	2	0	6	3.0
Mullens	2-0	31	5-17	.294	1-7	.143	1-4	.250	2	5	7	1	5-0	0	0	0	12	6.0
Williams	3-0	42	1-7	.143	0-2	.000	6-6	1.000	2	6	8	3	5-0	1	1	1	8	2.7
Varnado	1-0	15	0-0	---	0-0	---	2-4	.500	0	3	3	0	3-0	0	0	3	2	2.0
Davies	2-0	27	1-5	.200	0-1	.000	1-2	.500	1	2	3	3	3-0	2	3	1	3	1.5
L. Brown	1-0	8	0-4	.000	0-0	---	0-0	---	0	0	0	0	0-0	1	0	0	0	0.0
Moultrie	1-0	16	0-2	.000	0-0	---	0-0	---	0	0	0	0	1-0	0	1	1	0	0.0
76ERS	4	1010	148-354	.418	28-97	.289	67-96	.698	51	132	183	74	82-1	31	65	19	391	97.8

MAGIC 2013-14 SEASON SERIES STATISTICS VS. SIXERS

PLAYER	G-GS	MIN	FG-A	PCT	3FG-A	PCT	FT-A	PCT	OFF	DEF	TOT	AST	PF-DQ	STL	TO	BLK	PTS	AVG
Afflalo	2-2	89	20-42	.476	5-15	.333	16-19	.842	1	9	10	8	6-0	3	3	0	61	30.5
Davis	2-2	85	24-39	.615	1-1	1.000	3-7	.429	3	5	8	4	8-1	2	7	1	52	26.0
Harris	2-2	63	16-33	.485	0-1	.000	12-13	.923	4	11	15	2	2-0	4	2	0	44	22.0
Vucevic	3-3	105	26-46	.565	0-0	---	8-12	.667	10	36	46	10	9-0	3	5	8	60	20.0
Oladipo	4-4	167	25-55	.455	3-16	.188	17-21	.810	0	26	26	22	13-0	12	22	2	70	17.5
Nelson	2-2	54	8-21	.381	3-9	.333	0-0	---	0	7	7	16	1-0	2	0	0	19	9.5
Harkless	4-2	95	11-26	.423	4-8	.500	2-4	.500	3	9	12	5	10-0	1	1	7	28	7.0
Maxiell	2-1	29	5-7	.714	0-0	---	3-4	.750	4	1	5	0	2-0	0	0	0	13	6.5
Moore	4-1	103	9-26	.346	2-9	.222	5-6	.833	3	8	11	10	4-0	3	4	0	25	6.3
Nicholson	4-0	85	11-22	.500	2-3	.667	0-0	---	4	13	17	0	12-0	2	3	1	24	6.0
Lamb	2-0	21	2-5	.400	0-2	.000	7-7	1.000	0	1	1	0	1-0	0	0	0	11	5.5
O'Quinn	2-0	34	5-9	.556	0-0	---	0-0	---	3	9	12	3	7-0	3	5	5	10	5.0
Thomas	1-0	9	1-5	.200	0-1	.000	1-1	1.000	0	2	2	1	1-0	0	0	0	3	3.0
Price	3-1	69	1-16	.063	0-11	.000	1-2	.500	1	8	9	9	7-0	6	6	1	3	1.0
Jones	1-0	3	0-1	.000	0-0	---	0-0	---	0	0	0	0	1-0	0	0	0	0	0.0
MAGIC	4	1010	164-353	.465	20-76	.263	75-96	.781	36	145	181	90	84-1	41	63	25	423	105.8

★ ORLANDO MAGIC ★

DATE	H/A	W/L	PHI	OPP
11/18/89	A	L	103	116
1/24/90	H	W	125	103
2/8/90	A	L	99	101
2/26/90	H	W	129	110
12/11/90	A	W	119	114
3/18/91	H	W	99	91
11/2/91	H	L	115	122
11/13/91	A	W	121	100
1/31/92	H	W	112	88
2/26/92	A	L	89	95
4/15/92	A	L	99	102
11/18/92	H	L	110	120
12/15/92	A	L	107	119
1/18/93	H	W	124	118*
4/6/93	A	L	90	116
4/15/93	H	W	101	85
11/6/93	A	L	89	114
1/22/94	H	L	112	121
3/9/94	H	L	101	117
3/11/94	A	L	105	112
11/5/94	A	L	107	122
11/12/94	H	L	103	116
1/14/95	A	L	70	91
2/17/95	A	L	83	129
4/8/95	H	W	109	99
1/23/96	A	L	90	105

DATE	H/A	W/L	PHI	OPP
2/20/96	A	L	104	123
3/4/96	H	L	97	110
4/19/96	H	L	92	112
11/29/96	H	W	100	91
1/7/97	A	L	88	109
1/31/97	H	L	99	109
4/1/97	A	W	105	93
11/22/97	H	L	94	108
12/8/97	A	L	86	95
3/9/98	H	L	78	88
4/6/98	A	L	92	113
2/6/99	H	W	95	75
3/15/99	A	L	73	74
4/25/99	H	W	103	86
11/10/99	A	L	105	110
1/14/00	H	W	102	100
3/19/00	H	W	89	85
4/9/00	A	L	80	92
11/3/00	A	W	87	80
2/2/01	H	L	117	123**
3/28/01	H	L	95	96
4/12/01	A	L	77	101
1/9/02	H	L	91	102
2/23/02	A	L	87	105
3/17/02	H	L	103	105
4/14/02	A	W	95	89

DATE	H/A	W/L	PHI	OPP
10/29/02	A	L	88	95
1/12/03	H	L	105	107
2/14/03	H	W	99	98
3/31/03	A	W	118	113*
12/22/03	H	W	95	73
1/12/04	A	W	87	82
1/23/04	H	L	93	98
4/14/04	A	L	89	98
11/14/04	H	W	96	87
11/27/04	A	L	99	105
1/22/05	A	L	111	115
2/12/05	H	W	112	99
1/26/06	H	L	115	119*
1/29/06	A	W	89	81
3/24/06	H	L	86	102
4/15/06	A	L	97	102
11/3/06	A	W	105	103
12/9/06	A	L	84	86
4/14/07	H	L	87	104
2/1/08	H	L	106	108
2/22/08	A	L	99	115
2/27/08	H	W	101	89
3/21/08	A	L	95	113
11/6/08	A	L	88	98
11/26/08	H	L	94	96
2/28/09	H	L	100	106

DATE	H/A	W/L	PHI	OPP
10/28/09	A	L	106	120
3/1/10	H	L	105	126
3/22/10	H	L	93	109
4/14/10	A	L	111	125
12/18/10	A	W	97	89
1/19/11	A	L	98	99*
2/9/11	H	L	95	99
4/11/11	H	L	85	95
1/30/12	H	W	74	69
2/15/12	A	L	87	103
4/7/12	H	L	82	88
4/16/12	A	L	100	113
2/4/13	H	W	78	61
2/26/13	H	L	84	98
3/10/13	A	L	91	99
11/27/13	A	L	94	105
12/3/13	H	W	126	125**
2/26/14	H	L	90	101
3/2/14	A	L	81	92

** overtime*
***double-overtime*

★ PHOENIX SUNS ★

Jeff Hornacek

2014-15 SCHEDULE

11/21/14	@ PHI
1/2/15	@ PHO

ALL-TIME SERIES RESULTS

Overall:	52-63
Home:	32-21
Away:	18-40
Neutral:	2-2

GENERAL INFORMATION

Franchise Timeline (Established) ..... Phoenix Suns (1968-69)
Address ..... 201 E. Jefferson St.; Phoenix, AZ 85004
Managing Partner ..... Robert Sarver
President of Basketball Operations ..... Lon Babby
General Manager ..... Ryan McDonough
Head Coach ..... Jeff Hornacek
Assistant Coaches ..... Jerry Sichting, Mike Longabardi, Kenny Gattison, Mark West
VP of Athletic Care/Head Athletic Trainer ..... Aaron Nelson
Basketball Communications ..... Julie Fie, DC Headley, Cole Mickelson, Lori Cook
Home Court ..... U.S. Airways Center (18,422)

BROADCAST INFORMATION

Radio ..... KTAR (620 AM): Al McCoy, Tim Kempton
Spanish Radio ..... KSUN (1400 AM): Ivan Valenzuela, Gerardo Romo, Arturo Ochoa
Television ..... Fox Sports Arizona: Steve Albert, Eddie Johnson, Ann Meyers Drysdale, Kevin Ray

ALL-TIME SERIES INFORMATION

SIXERS

Largest Margin of Victory: 34, 2/15/70
Most Pts. Scored: 159, 2/15/70
Fewest Pts. Scored: 71, 3/23/01

SUNS

Largest Margin of Victory: 30, 11/14/86
Most Pts. Scored: 143, 1/6/79
Fewest Pts. Scored: 81, 1/2/02

SIXERS 2013-14 SEASON SERIES STATISTICS VS. SUNS

PLAYER	G-GS	MIN	FG-A	PCT	3FG-A	PCT	FT-A	PCT	OFF	DEF	TOT	AST	PF-DQ	STL	TO	BLK	PTS	AVG
Young	2-2	66	19-33	.576	5-11	.455	8-10	.800	2	10	12	3	6-0	7	7	0	51	25.5
Carter-Williams	2-2	74	19-47	.404	2-7	.286	9-9	1.000	4	4	8	17	5-0	5	8	2	49	24.5
Turner	1-1	34	7-12	.583	1-1	1.000	6-6	1.000	1	5	6	3	3-0	3	2	0	21	21.0
Hawes	2-2	68	10-19	.526	4-7	.571	6-7	.857	5	11	16	4	9-1	0	9	3	30	15.0
Wroten	2-0	41	8-23	.348	2-5	.400	10-12	.833	3	1	4	3	8-0	4	6	0	28	14.0
Anderson	2-1	56	5-17	.294	3-8	.375	2-2	1.000	4	9	13	2	3-0	1	3	0	15	7.5
Thompson	2-1	54	6-13	.462	2-4	.500	0-2	.000	5	3	8	6	3-0	1	0	0	14	7.0
Dedmon	1-0	4	1-3	.333	0-0	---	0-0	---	0	0	0	0	1-0	0	1	0	2	2.0
Allen	2-0	30	1-6	.167	0-2	.000	0-0	---	3	10	13	3	5-0	1	1	1	2	1.0
Williams	2-1	39	1-9	.111	0-4	.000	0-0	---	2	2	4	0	4-0	1	3	0	2	1.0
L. Brown	1-0	0	0-0	---	0-0	---	0-0	---	0	0	0	0	0-0	0	0	0	0	0.0
Davies	1-0	8	0-0	---	0-0	---	0-0	---	0	1	1	1	3-0	0	0	0	0	0.0
Mullens (TOT)	1-0	5	0-1	.000	0-0	---	0-0	---	0	1	1	0	0-0	1	0	0	0	0.0
Orton	1-0	6	0-0	---	0-0	---	0-0	---	0	1	1	0	1-0	0	1	0	0	0.0
76ERS	2	480	77-182	.423	19-49	.388	41-48	.854	29	57	86	42	51-1	23	41	6	214	107.0

SUNS 2013-14 SEASON SERIES STATISTICS VS. SIXERS

PLAYER	G-GS	MIN	FG-A	PCT	3FG-A	PCT	FT-A	PCT	OFF	DEF	TOT	AST	PF-DQ	STL	TO	BLK	PTS	AVG
Dragic	2-2	70	16-27	.593	5-9	.556	8-11	.727	3	4	7	12	5-0	5	8	0	45	22.5
Bledsoe	1-1	34	7-13	.538	1-4	.250	5-6	.833	0	4	4	4	3-0	3	2	2	20	20.0
Green	2-1	51	13-21	.619	7-12	.583	6-7	.857	1	7	8	5	6-0	1	5	5	39	19.5
Plumlee	2-2	65	16-29	.552	0-0	---	4-8	.500	10	16	26	3	4-0	1	5	3	36	18.0
Tucker	2-2	64	7-21	.333	0-6	.000	10-12	.833	6	10	16	4	4-0	2	2	2	24	12.0
Marc. Morris	2-0	48	8-18	.444	3-10	.300	3-3	1.000	2	4	6	1	3-0	5	2	1	22	11.0
Barbosa	1-0	21	3-5	.600	1-2	.500	2-2	1.000	0	2	2	2	1-0	0	0	1	9	9.0
Mark. Morris	2-0	44	7-14	.500	0-1	.000	3-3	1.000	2	9	11	6	7-0	0	4	4	17	8.5
Frye	2-2	48	5-15	.333	1-9	.111	4-4	1.000	4	12	16	6	9-0	1	3	2	15	7.5
Len	1-0	14	2-2	1.000	0-0	---	2-2	1.000	0	2	2	0	1-0	0	2	1	6	6.0
Goodwin	1-0	6	2-4	.500	0-0	---	0-0	---	0	1	1	1	1-0	0	2	0	4	4.0
Smith	1-0	15	1-6	.167	0-0	---	0-0	---	0	0	0	5	2-0	2	3	2	2	2.0
SUNS	2	480	87-175	.497	18-53	.340	47-58	.810	28	71	99	49	46-0	20	41	23	239	119.5

★ PHOENIX SUNS ★

DATE	H/A	W/L	PHI	OPP
11/19/68	N	W	126	110
11/26/68	A	W	126	119
12/11/68	H	W	143	123
12/17/68	A	W	145	128
2/4/69	A	L	116	125
2/26/69	H	W	104	97
10/22/69	H	W	122	119
11/13/69	A	W	124	110
12/16/69	A	W	141	119
1/10/70	N	L	117	119
2/3/70	A	L	123	131
2/15/70	H	W	159	125
11/21/70	H	L	119	125
12/22/70	A	W	133	129*
1/9/71	H	W	123	112
1/22/71	A	W	117	116
2/26/71	H	L	94	108
10/29/71	H	L	135	137**
11/23/71	A	L	107	128
12/21/71	A	L	119	124
1/8/72	H	W	130	119
2/8/72	A	L	108	120
11/12/72	A	L	108	119
12/7/72	N	L	102	117
2/10/73	A	L	121	126
3/14/73	H	L	114	120
11/7/73	H	W	122	115
11/15/73	A	L	94	116
12/19/73	A	W	101	98
3/15/74	N	W	108	101
10/30/74	H	L	99	104

DATE	H/A	W/L	PHI	OPP
11/13/74	A	L	100	105
1/21/75	A	W	101	95
3/14/75	H	W	108	97
11/7/75	H	W	103	99
12/11/75	A	W	110	106
1/31/76	A	L	105	119
3/10/76	H	W	125	108
12/15/76	H	W	97	87
1/27/77	A	L	94	111
2/18/77	H	L	96	102
12/21/77	H	W	125	119
1/27/78	A	L	101	110
3/5/78	A	W	104	92
11/17/78	H	W	95	94
1/6/79	H	L	139	143*
1/24/79	A	L	94	101
3/4/79	A	L	94	119
12/8/79	H	W	117	96
1/27/80	A	L	118	125
1/25/81	H	W	98	93
2/22/81	A	L	110	116
12/27/81	A	L	96	99
2/21/82	H	W	109	102
12/2/82	A	W	116	108
1/26/83	H	W	113	102
3/1/84	A	L	100	112
3/17/84	H	W	131	112
11/23/84	A	W	119	117*
1/7/85	H	W	100	99
12/28/85	A	W	100	98
1/22/86	H	W	118	111

DATE	H/A	W/L	PHI	OPP
11/14/86	A	L	97	127
1/19/87	H	W	107	104
12/28/87	A	L	101	117
1/4/88	H	W	122	114
2/24/89	A	L	95	120
3/6/89	H	L	106	110
2/24/90	A	L	99	126
4/1/90	H	W	141	112
12/28/90	A	L	96	115
2/1/91	H	W	96	89
3/13/92	H	L	104	108
3/27/92	A	L	113	117
3/3/93	A	L	115	125
3/28/93	H	L	100	110
12/30/93	A	L	107	119
1/28/94	H	L	103	108
1/4/95	A	L	122	127
1/27/95	H	L	107	108
12/27/95	A	L	90	105
3/15/96	H	L	102	128
11/9/96	H	W	112	95
2/26/97	A	L	104	111
2/2/98	H	L	97	106
2/24/98	A	W	85	84
11/4/99	A	L	80	84
1/26/00	H	L	87	93
2/18/01	H	W	104	98
3/23/01	A	L	71	84
1/2/02	A	W	102	81
4/3/02	H	W	89	83*
12/13/02	H	L	91	99

DATE	H/A	W/L	PHI	OPP
1/2/03	A	L	78	96
12/28/03	A	L	92	100
3/24/04	H	W	99	94
11/5/04	H	L	98	108
3/30/05	A	L	87	116
1/4/06	A	L	85	105
1/31/06	H	L	99	123
11/17/06	A	L	94	106
2/28/07	H	W	99	94
3/1/08	A	W	119	114
3/28/08	H	L	93	107
2/9/09	H	W	108	91
3/18/09	A	L	116	126
11/9/09	H	L	115	119
2/24/10	A	L	95	106
12/29/10	A	W	123	110
1/24/11	H	W	105	95
12/28/11	A	W	103	83
11/25/12	H	W	104	101
1/2/13	A	L	89	95
12/28/13	A	L	101	115
1/27/14	H	L	113	124

** overtime*
***double-overtime*

★ PORTLAND TRAIL BLAZERS ★

Terry Stotts

2014-15 SCHEDULE

11/24/14	@ PHI
12/26/14	@ POR

ALL-TIME SERIES RESULTS

Overall:	55-48
Home:	31-16
Away:	21-32
Neutral:	3-0

PLAYOFFS

Overall:	2-4
Home:	2-1
Away:	0-3

GENERAL INFORMATION

Franchise Timeline (Established) ..... Portland Trail Blazers (1970-71)
Address ..... One Center Court; Suite 200; Portland, OR 97227
Owner ..... Paul Allen
President & CEO ..... Chris McGowan
General Manager ..... Neil Olshey
Head Coach ..... Terry Stotts
Assistant Coaches ..... Jay Triano, David Vanterpool, Nate Tibbetts, Kim Hughes, Dale Osbourne
Head Athletic Trainer ..... Geoff Clark
Communications ..... Jim Taylor, Collin Romer
Home Court ..... The Rose Garden (19,980)

BROADCAST INFORMATION

Radio ..... Fox Sports Radio (620 AM): Brian Wheeler, Antonio Harvey
Television ..... KGW (Channel 8): Mike Barrett, Mike Rice
Cable Television ..... Comcast SportsNet: Mike Barrett, Mike Rice

ALL-TIME SERIES INFORMATION

SIXERS

Largest Margin of Victory: 28, 3/6/03
Most Pts. Scored: 153, 2/19/86
Fewest Pts. Scored: 71, 3/25/96

TRAIL BLAZERS

Largest Margin of Victory: 42, 11/05/76
Most Pts. Scored: 146, 11/5/76
Fewest Pts. Scored: 60, 3/6/03

SIXERS 2013-14 SEASON SERIES STATISTICS VS. TRAIL BLAZERS

PLAYER	G-GS	MIN	FG-A	PCT	3FG-A	PCT	FT-A	PCT	OFF	DEF	TOT	AST	PF-DQ	STL	TO	BLK	PTS	AVG
Young	2-2	66	21-29	.724	2-4	.500	1-2	.500	3	8	11	3	4-0	4	2	0	45	22.5
Carter-Williams	1-1	33	5-16	.313	0-2	.000	6-8	.750	1	8	9	4	1-0	0	2	1	16	16.0
Wroten	2-1	50	9-25	.360	2-5	.400	10-17	.588	2	7	9	10	4-0	1	4	1	30	15.0
Turner	2-2	58	10-27	.370	3-4	.750	3-4	.750	0	9	9	4	5-0	1	4	1	26	13.0
Hawes	2-2	58	10-20	.500	3-4	.750	2-2	1.000	2	12	14	8	8-0	4	5	1	25	12.5
Thompson	2-2	57	7-12	.583	2-4	.500	3-4	.750	1	3	4	2	3-0	4	1	1	19	9.5
Anderson	2-0	38	7-14	.500	0-2	.000	3-3	1.000	0	3	3	0	0-0	0	3	0	17	8.5
L. Brown	1-0	24	3-9	.333	0-3	.000	2-2	1.000	0	0	0	5	1-0	3	2	1	8	8.0
Allen	2-0	33	4-13	.308	1-1	1.000	0-0	---	5	6	11	2	4-0	0	2	2	9	4.5
Orton	1-0	5	1-1	1.000	0-0	---	2-2	1.000	0	0	0	3	1-0	2	0	0	4	4.0
Williams	2-0	29	2-6	.333	0-0	---	3-6	.500	0	2	2	1	2-0	1	2	0	7	3.5
Davies	2-0	30	0-3	.000	0-0	---	0-0	---	1	3	4	2	7-0	1	1	0	0	0.0
76ERS	2	480	79-175	.451	13-29	.448	35-50	.700	15	61	76	44	40-0	21	29	8	206	103.0

TRAIL BLAZERS 2013-14 SEASON SERIES STATISTICS VS. SIXERS

PLAYER	G-GS	MIN	FG-A	PCT	3FG-A	PCT	FT-A	PCT	OFF	DEF	TOT	AST	PF-DQ	STL	TO	BLK	PTS	AVG
Aldridge	2-2	66	23-45	.511	0-0	---	3-4	.750	6	24	30	8	3-0	1	6	6	49	24.5
Lillard	2-2	61	11-29	.379	5-12	.417	6-6	1.000	1	2	3	7	5-0	0	9	2	33	16.5
Williams	2-0	47	10-22	.455	5-11	.455	5-6	.833	1	5	6	12	1-0	2	6	2	30	15.0
Matthews	2-2	61	9-26	.346	4-15	.267	5-7	.714	3	4	7	7	3-0	4	1	1	27	13.5
Lopez	2-2	62	9-16	.563	0-0	---	8-14	.571	10	8	18	1	5-0	2	1	4	26	13.0
Batum	2-2	64	7-19	.368	3-11	.273	4-4	1.000	4	11	15	19	6-1	1	5	1	21	10.5
Robinson	1-0	19	3-9	.333	0-0	---	4-6	.667	2	3	5	2	2-0	2	0	0	10	10.0
Wright	2-0	23	5-6	.833	5-6	.833	0-0	---	0	3	3	5	2-0	0	1	0	15	7.5
Crabbe	1-0	12	2-4	.500	2-3	.667	1-1	1.000	0	0	0	2	0-0	0	2	0	7	7.0
Freeland	2-0	29	6-10	.600	0-0	---	0-0	---	4	4	8	1	3-0	0	0	1	12	6.0
Barton	1-0	11	1-3	.333	0-1	.000	0-0	---	1	2	3	2	2-0	2	2	0	2	2.0
Leonard	2-0	16	2-3	.667	0-0	---	0-0	---	2	5	7	0	4-0	1	0	0	4	2.0
Watson	1-0	9	0-0	---	0-0	---	2-2	1.000	0	0	0	1	0-0	1	3	0	2	2.0
TRAIL BLAZERS	2	480	88-192	.458	24-59	.407	38-50	.760	34	71	105	67	36-1	16	37	17	238	119.0

★ PORTLAND TRAIL BLAZERS ★

DATE	H/A	W/L	PHI	OPP
12/20/70	A	W	134	132*
2/20/71	A	W	118	105
2/23/71	H	W	119	113
3/3/71	N	W	120	104
11/27/71	H	W	116	93
12/17/71	A	L	126	127
1/21/72	N	W	136	122
2/11/72	A	L	106	110
11/25/72	H	L	106	117
1/5/73	A	L	102	135
2/9/73	A	L	105	116
2/25/73	H	W	115	111
10/24/73	H	W	132	110
12/22/73	A	L	105	110
2/26/74	A	W	118	110
3/20/74	H	L	106	113
11/8/74	H	W	105	89
1/24/75	A	L	97	119
2/25/75	A	L	77	99
3/12/75	H	W	91	88
11/21/75	H	W	131	111
12/16/75	A	W	105	98
2/11/76	H	W	118	106
2/24/76	A	W	106	102
11/5/76	A	L	104	146
12/11/76	H	W	108	107
3/1/77	A	L	107	108

DATE	H/A	W/L	PHI	OPP
3/27/77	H	W	128	116
10/28/77	A	L	94	98
12/7/77	H	W	122	100
2/28/78	A	L	92	113
3/26/78	H	W	116	100
1/14/79	H	W	112	106
1/28/79	A	L	94	116
2/27/79	A	L	115	118
1/16/80	H	W	121	110
2/26/80	A	W	98	96
11/28/80	H	W	116	103
12/30/80	A	L	108	109
1/1/82	A	W	120	105
1/20/82	H	W	115	110
11/23/82	H	L	103	106
2/4/83	A	L	109	115
1/1/84	A	W	115	103
2/24/84	H	L	114	119
11/30/84	H	W	126	116
1/1/85	A	W	111	106
1/1/86	A	W	121	119*
2/19/86	H	W	153	133
11/9/86	A	W	125	119
11/28/86	H	W	116	112
12/9/87	H	W	94	86
1/1/88	A	L	125	127
11/30/88	H	W	114	106

DATE	H/A	W/L	PHI	OPP
3/3/89	A	L	121	129
2/18/90	A	W	110	109
3/9/90	H	L	100	104
2/12/91	A	L	106	121
3/1/91	H	W	121	111
12/6/91	H	W	105	102*
1/5/92	A	L	102	115
12/26/92	A	L	115	121*
4/2/93	H	L	91	96
2/18/94	A	L	93	109
4/1/94	H	L	100	111
12/26/94	A	W	101	94
3/31/95	H	W	86	85
2/3/96	H	L	85	96
3/25/96	A	L	71	94
2/22/97	H	W	97	80
3/2/97	A	L	95	112
12/30/97	A	L	86	96
1/23/98	H	W	98	87
3/21/99	A	L	75	91
11/19/99	H	L	91	97
12/30/99	A	L	90	108
12/8/00	A	W	107	94
1/10/01	H	L	75	93
1/5/02	A	L	88	96
2/25/02	H	L	83	88
3/6/03	A	W	88	60

DATE	H/A	W/L	PHI	OPP
3/14/03	H	W	90	79
11/3/03	A	W	94	83
4/1/04	H	L	82	88
12/27/04	A	W	111	104
1/10/05	H	L	100	109
11/29/05	H	W	107	83
12/28/05	A	L	91	95
12/11/06	H	L	79	81
12/29/06	A	W	98	95
11/16/07	H	W	92	88
12/30/07	A	L	72	97
1/14/09	H	W	100	79
3/23/09	A	W	114	108*
12/28/09	A	W	104	93
1/20/10	H	L	90	98
11/30/10	H	W	88	79
3/19/11	A	L	101	110
12/26/11	A	L	103	107
12/29/12	A	L	85	89
3/18/13	H	W	101	100
12/14/13	H	L	105	139
1/4/14	A	W	101	99

** overtime*
***double-overtime*

★ SACRAMENTO KINGS ★

Michael Malone

2014-15 SCHEDULE

3/13/15	@ PHI
3/24/15	@ SAC

ALL-TIME SERIES RESULTS

Overall:	160-122
Home:	86-39
Away:	57-69
Neutral:	17-14

PLAYOFFS

Overall:	11-11
Home:	7-4
Away:	4-7

GENERAL INFORMATION

Franchise Timeline (Established) ..... Rochester Royals (1948-49); Cincinnati Royals (1957-58) ..... K.C./Omaha Royals (1972-73); Kansas City Kings (1975-76); ..... Sacramento Kings (1985-86)
Address ..... One Sports Parkway; Sacramento, CA 95834
Owner and Chairman ..... Vivek Ranadive´
President, Basketball Operations ..... Pete D'Alessandro
Head Coach ..... Michael Malone
Assistant Coaches ..... Brendan Malone, Chris Jent, Corliss Williamson, Micah Nori
Assistant Caoch/Director of Player Development ..... Dee Brown
Assistant Coach/Assistant Director of Player Development ..... Ryan Bowen
Director of Sports Medicine ..... Pete Youngman
Media Relations ..... Chris Clark, Darryl Arata, Rashaan Gethers
Home Court ..... Sleep Train Arena (17,317)

BROADCAST INFORMATION

Radio ..... KHTK (1140 AM): Gary Gerould
Television ..... Comcast SportsNet: Grant Napear, Jerry Reynolds, Kayte Christensen

ALL-TIME SERIES INFORMATION

SIXERS

Largest Margin of Victory: 37, 11/16/60
Most Pts. Scored: 147, 3/19/71
Fewest Pts. Scored: 63, 12/10/49

KINGS

Largest Margin of Victory: 56, 1/2/93 Most Pts. Scored: 154, 1/2/93
Fewest Pts. Scored: 63, 1/14/51

SIXERS 2013-14 SEASON SERIES STATISTICS VS. KINGS

PLAYER	G-GS	MIN	FG-A	PCT	3FG-A	PCT	FT-A	PCT	OFF	DEF	TOT	AST	PF-DQ	STL	TO	BLK	PTS	AVG
Turner	1-1	42	11-22	.500	0-4	.000	2-2	1.000	2	8	10	6	3-0	2	1	0	24	24.0
Young	2-2	76	14-34	.412	1-6	.167	15-17	.882	3	10	13	7	4-0	6	3	1	44	22.0
Wroten	2-0	55	11-24	.458	1-4	.250	8-13	.615	1	6	7	5	6-0	3	4	0	31	15.5
Sims	1-1	31	5-12	.417	0-0	---	10-11	.909	5	5	10	3	3-0	3	3	2	20	20.0
Anderson	2-1	48	8-16	.500	6-11	.545	0-0	---	2	4	6	4	4-0	0	4	0	22	11.0
Allen	1-0	15	5-7	.714	0-1	.000	0-0	---	2	4	6	1	6-1	0	1	0	10	10.0
Carter-Williams	2-2	66	8-25	.320	1-5	.200	3-5	.600	2	9	11	7	8-0	2	10	4	20	10.0
Hawes	1-1	17	4-11	.364	1-3	.333	1-1	1.000	2	5	7	1	6-1	0	2	1	10	10.0
Orton	1-0	19	1-3	.333	0-0	---	3-4	.750	2	2	4	2	2-0	1	0	3	5	5.0
Moultrie	1-0	7	2-4	.500	0-0	---	0-0	---	1	1	2	0	2-0	0	1	0	4	4.0
Thompson	2-2	50	3-8	.375	2-5	.400	0-0	---	0	3	3	2	7-0	0	1	2	8	4.0
Varnado	1-0	10	1-2	.500	0-0	---	2-2	1.000	1	1	2	1	5-0	1	0	0	4	4.0
Williams	2-0	16	1-3	.333	0-1	.000	4-4	1.000	0	1	1	1	2-0	1	0	0	6	3.0
Mullens	1-0	10	1-2	.500	1-1	1.000	0-0	---	1	2	3	1	2-0	0	1	1	3	3.0
Davies	1-0	9	0-0	---	0-0	---	0-0	---	0	0	0	0	2-0	0	0	1	0	0.0
Maynor	1-0	10	0-1	.000	0-1	.000	0-0	---	0	0	0	2	0-0	0	1	0	0	0.0
76ERS	2	480	75-174	.431	13-42	.310	48-59	.814	24	61	85	43	62-2	19	32	15	211	105.5

KINGS 2013-14 SEASON SERIES STATISTICS VS. SIXERS

PLAYER	G-GS	MIN	FG-A	PCT	3FG-A	PCT	FT-A	PCT	OFF	DEF	TOT	AST	PF-DQ	STL	TO	BLK	PTS	AVG
Cousins	2-2	55	17-32	.531	0-0	---	18-26	.692	7	19	26	4	8-0	3	10	1	52	26.0
Thomas	2-2	73	11-28	.393	5-13	.385	16-18	.889	0	6	6	13	8-0	4	7	0	43	21.5
Gay	2-2	65	12-23	.522	1-4	.250	20-24	.833	6	8	14	7	4-0	3	7	1	45	22.5
Fredette	1-0	17	5-9	.556	3-6	.500	2-2	1.000	1	3	4	0	0-0	0	3	1	15	15.0
Thompson	2-1	46	7-12	.583	0-0	---	2-5	.400	2	10	12	0	7-0	0	2	2	16	8.0
Williams	2-1	56	5-12	.417	1-4	.250	5-8	.625	2	6	8	1	6-0	2	4	3	16	8.0
McLemore	2-2	51	5-12	.417	3-8	.375	2-2	1.000	1	3	4	1	6-0	1	5	0	15	7.5
McCallum	1-0	27	1-7	.143	0-2	.000	2-2	1.000	2	3	5	3	3-0	2	1	0	4	4.0
Evans	1-0	3	1-1	1.000	0-0	---	0-0	---	0	0	0	0	0-0	0	0	0	2	2.0
Outlaw	2-0	37	3-8	.375	1-1	1.000	0-0	---	2	8	10	2	2-0	1	1	0	7	3.5
Thornton	1-0	20	1-6	.167	0-3	.000	0-0	---	1	3	4	2	1-0	0	1	0	2	2.0
Johnson	1-0	3	0-0	---	0-0	---	0-0	---	0	0	0	1	0-0	0	0	0	0	0.0
Acy	2-0	25	1-7	.143	0-0	---	0-0	---	3	2	5	1	5-0	0	1	0	2	1.0
Gray	1-0	3	0-0	---	0-0	---	0-0	---	1	0	1	0	2-0	0	1	0	0	0.0
KINGS	2	480	69-157	.439	14-41	.341	67-87	.770	28	71	99	35	52-0	16	44	8	219	109.5

DATE	H/A	W/L	PHI	OPP
12/10/49	A	L	63	69
1/26/50	H	W	76	72
12/7/50	H	L	69	76
12/16/50	A	W	79	75*
1/14/51	H	W	92	63
1/18/51	H	L	87	96
1/27/51	A	L	83	85
3/8/51	A	L	86	107
12/2/51	H	L	79	81
12/8/51	A	W	95	75
2/14/52	H	L	76	78
2/16/52	A	L	84	92
3/1/52	A	L	83	98
3/2/52	H	W	76	72
11/27/52	H	W	86	79
12/29/52	A	L	93	106
1/15/53	H	W	109	85
1/24/53	A	W	107	82
2/5/53	H	W	83	79*
2/21/53	A	L	73	84
11/8/53	H	W	85	66
11/24/53	A	W	89	80
12/12/53	A	L	85	90
12/31/53	H	W	86	81
1/16/54	A	W	95	93***
1/17/54	H	W	84	81
2/13/54	A	L	78	81
2/28/54	H	L	85	91
11/20/54	A	W	80	79
12/2/54	H	W	82	78
12/8/54	A	L	78	105
12/28/54	N	W	84	82
1/16/55	H	W	90	85
2/6/55	A	W	94	88
2/13/55	H	W	88	87
2/24/55	H	W	97	83
3/9/55	A	L	97	100
11/6/55	A	L	80	83
12/25/55	H	W	111	96
12/26/55	A	L	91	93
12/27/55	N	L	80	91
1/14/56	A	L	93	102
1/15/56	H	W	99	88
2/1/56	A	L	77	83
2/2/56	H	W	97	89
2/12/56	H	W	101	74
10/28/56	H	W	91	75
11/10/56	A	L	76	90
11/27/56	N	L	82	90
12/25/56	A	L	93	98
1/12/57	A	W	97	88
1/13/57	H	W	91	85
1/26/57	A	W	99	95
2/14/57	H	L	95	104
2/24/57	H	W	109	93
10/26/57	A	L	100	110
11/22/57	H	L	98	102
12/14/57	N	W	104	100
12/15/57	H	W	109	83
12/20/57	A	W	122	113
12/26/57	N	W	104	100
1/11/58	A	L	100	105
1/22/58	H	L	109	115
2/16/58	H	W	113	105
11/1/58	H	W	130	108
11/12/58	A	W	116	115
12/10/58	A	W	97	94
12/20/58	H	L	120	121*
1/8/59	A	W	145	138***
1/11/59	H	W	127	110
1/24/59	H	W	123	102
1/25/59	A	L	104	109
2/24/59	N	L	109	113
10/30/59	A	W	136	127
11/7/59	N	L	101	103
11/17/59	N	W	121	116
11/28/59	A	W	111	105
12/30/59	A	W	131	127
1/7/60	H	W	132	114
2/7/60	H	W	135	112
2/9/60	N	W	117	111
2/23/60	A	L	133	135
10/27/60	A	L	140	143*
11/16/60	H	W	124	87
11/29/60	N	W	129	105
12/1/60	A	W	137	126
12/13/60	N	W	107	105
12/27/60	A	L	124	129
1/2/61	N	L	125	126
1/4/61	H	L	126	134
1/27/61	A	W	138	126
2/5/61	H	W	129	115
10/29/61	A	L	132	139
11/14/61	N	L	115	119
11/23/61	N	W	117	99
11/24/61	H	L	125	127
11/29/61	A	W	136	122
12/13/61	H	L	126	136
1/1/62	A	W	110	106
1/28/62	A	L	131	139
3/1/62	H	W	137	108
11/3/62	H	W	130	111
11/14/62	A	L	120	125
11/30/62	A	L	117	130
12/19/62	A	L	120	129
1/5/63	N	W	136	117
1/8/63	N	W	119	116
1/9/63	H	L	112	116
2/2/63	N	W	117	113
2/3/63	H	L	115	125
2/13/63	N	L	122	124
2/20/63	H	W	128	109
3/13/63	A	L	114	128
11/3/63	N	L	93	95
11/28/63	H	L	110	125
12/8/63	A	W	126	116
1/3/64	H	W	132	110
1/7/64	N	L	110	130
1/8/64	N	L	110	126
1/24/64	H	W	134	111
2/7/64	A	L	114	126
2/16/64	A	L	97	114
2/28/64	N	L	132	134
2/29/64	H	L	114	117
3/12/64	A	L	111	128
10/25/64	A	L	107	109
11/7/64	H	W	105	103
11/27/64	A	L	112	133
12/26/64	H	L	125	135
1/8/65	N	L	107	114
1/31/65	H	W	127	122
2/6/65	N	W	127	122
2/13/65	A	L	106	108
3/5/65	A	W	110	109
3/20/65	H	L	122	125
10/30/65	H	W	134	114
11/17/65	A	L	115	131
12/11/65	N	W	135	132*
12/14/65	A	L	109	112
1/28/66	H	W	125	103
2/11/66	H	W	113	94
2/21/66	N	L	107	113
3/1/66	A	L	100	102
3/4/66	A	W	107	103
3/19/66	H	W	127	121
11/12/66	A	W	112	98
11/19/66	H	W	134	110
11/23/66	A	L	106	111
12/26/66	H	W	134	118
1/27/67	H	W	110	107
2/8/67	A	W	118	106
2/13/67	H	W	131	123
2/17/67	N	W	127	118
2/28/67	N	W	127	107
11/14/67	H	W	122	102
12/6/67	A	W	108	107
12/26/67	H	W	126	121
1/7/68	A	L	118	134
1/26/68	H	W	123	113
3/6/68	A	L	106	108
3/7/68	N	W	125	117
3/19/68	H	L	130	131*
11/2/68	H	L	113	119
11/23/68	A	W	120	105
12/28/68	A	W	128	123
1/30/69	N	L	115	116
2/11/69	N	W	129	112
2/25/69	A	W	120	119
3/24/69	H	L	119	125
10/18/69	A	W	134	123
10/25/69	H	L	98	109
11/30/69	A	L	107	115
12/6/69	H	W	120	102
12/10/69	A	L	121	122
1/18/70	H	W	141	116
2/22/70	A	L	116	136
10/17/70	A	W	123	105
11/27/70	H	L	109	113
12/5/70	A	W	131	106
2/6/71	A	W	118	109
2/28/71	H	W	131	121
3/19/71	H	W	147	127
11/3/71	A	L	100	124
12/8/71	A	W	115	109
12/10/71	H	L	106	113*
1/26/72	H	W	113	102
11/3/72	H	L	101	114
11/8/72	A	L	107	125
12/6/72	H	W	122	117
1/15/73	A	L	108	135
11/20/73	A	W	109	103
11/21/73	A	W	103	90
12/7/73	H	L	102	113
2/15/74	H	W	92	89
12/4/74	H	W	109	105
1/3/75	A	W	107	95
1/10/75	H	W	102	94
2/3/75	A	L	87	100
11/19/75	H	W	113	103
12/6/75	A	W	98	84
2/17/76	A	L	107	125
4/9/76	H	W	112	108
11/28/76	A	L	89	101
1/11/77	A	W	117	115
1/14/77	H	W	111	106
4/1/77	H	W	111	105*
10/25/77	H	W	112	104
1/18/78	A	W	126	106
3/17/78	H	W	123	112
3/22/78	A	L	108	120
12/6/78	A	W	114	106
12/13/78	H	W	120	100
2/14/79	H	L	106	108
2/16/79	A	L	104	119
11/7/79	H	W	110	102
11/13/79	A	L	103	110
11/7/80	H	W	117	100
12/26/80	A	W	113	103
11/13/81	H	W	105	85
3/14/82	A	W	128	114
1/8/83	H	W	125	113
1/28/83	A	W	114	99
11/11/83	H	W	108	100
12/27/83	A	W	112	109
2/28/85	A	W	127	119
3/20/85	H	L	117	118*
12/30/85	A	W	87	84
1/10/86	H	W	113	102
12/27/86	A	W	99	95
2/20/87	H	W	123	91
11/28/87	A	L	114	115*
3/11/88	H	W	124	118
3/1/89	A	W	114	111
3/9/89	H	W	106	96
12/29/89	A	L	95	105
3/23/90	H	W	115	99
11/21/90	H	W	101	99
2/14/91	A	L	81	98
1/2/92	A	L	110	114
2/24/92	H	W	108	96
1/2/93	A	L	98	154
4/4/93	H	W	112	102
12/10/93	H	L	103	109
2/16/94	A	L	92	94*
12/2/94	H	W	99	96
12/30/94	A	L	82	85
11/7/95	H	L	106	109
12/29/95	A	L	97	117
1/5/97	A	L	106	107
1/24/97	H	L	92	107
12/28/97	A	L	90	92
1/19/98	H	W	98	85
2/24/99	H	W	94	81
2/6/00	H	W	119	108
4/2/00	A	L	95	117
12/30/00	A	W	107	104*
3/16/01	H	L	79	100
12/4/01	A	L	84	94
3/13/02	H	L	88	92
3/3/03	A	L	99	107
4/6/03	H	L	81	97
10/31/03	A	L	89	100
3/4/04	H	L	105	114
2/26/05	H	L	99	101
3/28/05	A	L	109	118
1/3/06	A	W	111	98
1/24/06	H	W	109	103
12/27/06	A	L	76	101
2/26/07	H	W	89	82
12/14/07	H	L	99	109
12/28/07	A	W	92	80
11/3/08	H	W	125	91
3/22/09	A	W	112	100
12/28/09	A	W	116	106
1/15/10	H	W	98	86
3/18/11	A	W	102	80
3/27/11	H	L	111	114*
1/10/12	H	W	112	85
2/1/13	H	W	89	80
3/23/13	A	W	117	103
1/2/14	A	W	113	104
3/12/14	H	L	98	115

** overtime*
***double-overtime*

★ SAN ANTONIO SPURS ★

Gregg Popovich

2014-15 SCHEDULE

11/17/14	@ SA
12/1/14	@ PHI

ALL-TIME SERIES RESULTS

Overall:	34-51
Home:	23-20
Away:	11-31

PLAYOFFS

Overall:	3-4
Home:	2-1
Away:	1-3

GENERAL INFORMATION

Franchise Timeline (Established) ..... San Antonio Spurs (1976-77)
Address ..... One AT&T Center; San Antonio, TX 78219
Chairman & CEO ..... Peter M. Holt
President of Basketball Operations/Head Coach ..... Gregg Popovich
President of Sports Franchises/General Manager ..... R.C. Buford
Assistant Coaches ..... Ettore Messina, Jim Boylen, Ime Udoka, Chip Engelland, Chad Forcier, Becky Hammon
Head Athletic Trainer ..... Will Sevening
Media Services ..... Tom James, Kris Davis, Mitch Heckart
Home Court ..... AT&T Center (18,591)

BROADCAST INFORMATION

Radio ..... WOAI (1200 AM): Bill Schoening
Spanish Radio ..... KCOR (1350 AM): Paul Castro
Television ..... KENS (Channel 5)/KMYS (Channel 35), FOX Sports Net (Channel 26): Bill Land, Sean Elliott, Andrew Monaco

ALL-TIME SERIES INFORMATION

SIXERS

Largest Margin of Victory: 33, 1/7/81
Most Pts. Scored: 135, 2x last 3/24/89
Fewest Pts. Scored: 72, 12/1/04

SPURS

Largest Margin of Victory: 32, 12/1/04
Most Pts. Scored: 131, 4/6/77
Fewest Pts. Scored: 71, 2/11/11

SIXERS 2013-14 SEASON SERIES STATISTICS VS. SPURS

PLAYER	G-GS	MIN	FG-A	PCT	3FG-A	PCT	FT-A	PCT	OFF	DEF	TOT	AST	PF-DQ	STL	TO	BLK	PTS	AVG
Turner	1-1	34	9-21	.429	1-4	.250	1-2	.500	1	2	3	2	1-0	0	1	0	20	20.0
Hawes	1-1	33	6-13	.462	2-4	.500	3-3	1.000	3	10	13	3	1-0	0	4	2	17	17.0
Williams	1-0	19	6-7	.857	2-2	1.000	0-2	.000	0	1	1	1	2-0	1	1	0	14	14.0
Wroten	1-0	21	5-9	.556	1-3	.333	2-3	.667	1	1	2	3	3-0	0	2	1	13	13.0
Carter-Williams	2-2	71	7-31	.226	2-10	.200	9-11	.818	2	7	9	8	3-0	5	5	3	25	12.5
Young	2-2	64	10-27	.370	0-7	.000	4-7	.571	6	5	11	3	0-0	3	4	2	24	12.0
Mullens	1-0	18	6-11	.545	3-7	.429	0-0	---	2	6	8	0	1-0	1	1	0	15	15.0
Sims	1-1	33	5-8	.625	0-0	---	0-2	.000	4	3	7	7	4-0	2	1	0	10	10.0
Anderson	2-2	57	7-15	.467	3-6	.500	0-0	---	0	7	7	7	1-0	2	2	1	17	8.5
Morris	1-0	20	2-6	.333	0-1	.000	1-1	1.000	0	1	1	4	2-0	0	2	0	5	5.0
Allen	1-0	19	2-4	.500	0-0	---	0-1	.000	0	6	6	0	2-0	0	1	1	4	4.0
Davies	1-0	14	2-4	.500	0-0	---	0-0	---	1	1	2	1	1-0	0	1	1	4	4.0
Thompson	2-1	49	3-8	.375	2-5	.400	0-0	---	2	3	5	1	2-0	1	1	0	8	4.0
Nunnally	1-0	7	0-3	.000	0-1	.000	0-0	---	0	0	0	0	1-0	0	0	0	0	0.0
Varnado	1-0	11	0-0	---	0-0	---	0-2	.000	1	0	1	1	2-0	2	1	1	0	0.0
Ware	1-0	10	0-3	.000	0-2	.000	0-0	---	0	1	1	0	1-0	0	1	0	0	0.0
76ERS	2	480	70-170	.412	16-52	.308	20-34	.588	23	54	77	41	27-0	17	29	12	176	88.0

SPURS 2013-14 SEASON SERIES STATISTICS VS. SIXERS

PLAYER	G-GS	MIN	FG-A	PCT	3FG-A	PCT	FT-A	PCT	OFF	DEF	TOT	AST	PF-DQ	STL	TO	BLK	PTS	AVG
Duncan	1-1	23	9-12	.750	0-0	---	1-2	.500	2	3	5	2	2-0	1	2	0	19	19.0
Green	1-1	32	6-9	.667	5-7	.714	1-1	1.000	0	6	6	3	2-0	1	0	1	18	18.0
Leonard	2-2	50	12-21	.571	2-7	.286	2-2	1.000	2	12	14	5	1-0	2	3	1	28	14.0
Parker	1-1	29	7-12	.583	0-1	.000	0-0	---	1	2	3	9	1-0	0	3	0	14	14.0
Mills	2-0	43	10-17	.588	5-11	.455	0-0	---	1	5	6	5	4-0	7	0	1	25	12.5
Daye	1-0	29	8-13	.615	6-10	.600	0-0	---	0	6	6	1	3-0	2	0	2	22	22.0
Splitter	1-1	28	4-8	.500	0-0	---	3-4	.750	1	5	6	1	2-0	0	0	1	11	11.0
Belinelli	2-0	47	7-18	.389	3-7	.429	4-4	1.000	2	8	10	10	1-0	2	2	0	21	10.5
Joseph	2-1	42	6-15	.400	0-1	.000	6-8	.750	1	7	8	7	6-0	2	3	0	18	9.0
Ginobili	2-1	39	6-11	.545	3-5	.600	2-4	.500	0	6	6	4	1-0	1	5	0	17	8.5
Diaw	2-2	56	7-14	.500	1-3	.333	0-0	---	2	9	11	10	1-0	0	8	0	15	7.5
Ayres	2-0	44	5-12	.417	0-0	---	1-2	.500	5	7	12	2	8-0	0	2	0	11	5.5
De Colo	1-0	10	1-3	.333	1-3	.333	0-0	---	0	2	2	1	0-0	0	0	0	3	3.0
Baynes	2-0	8	0-3	.000	0-0	---	0-0	---	0	2	2	0	0-0	0	1	0	0	0.0
SPURS	2	480	88-168	.524	26-55	.473	20-27	.741	17	80	97	60	32-0	18	29	6	222	111.0

★ SAN ANTONIO SPURS ★

DATE	H/A	W/L	PHI	OPP
10/22/76	H	L	118	121
12/28/76	A	L	116	127
3/25/77	H	W	113	110
4/6/77	A	L	109	131
11/29/77	A	W	129	117
12/9/77	H	W	120	116
2/17/78	H	W	125	116
4/2/78	A	L	107	111
11/1/78	H	W	116	115
11/29/78	A	W	120	114*
12/30/78	H	L	94	100
3/20/79	A	W	124	120
11/16/79	H	L	105	106
11/20/79	A	W	118	114
12/5/79	H	W	132	120
12/27/79	A	W	118	114
3/9/80	A	W	134	118
3/19/80	H	L	99	105
11/22/80	A	W	108	101
1/7/81	H	W	135	102
12/2/81	H	L	101	106
1/26/82	A	L	95	103
12/26/82	A	W	124	122
4/6/83	H	L	109	112
11/23/83	A	W	113	105
12/21/83	H	W	122	121
12/19/84	H	W	123	118
3/4/85	A	L	103	109
11/8/85	H	L	95	107
1/6/86	A	W	108	102
11/7/86	H	W	114	97
2/26/87	A	L	94	96
12/16/87	H	W	114	102
2/24/88	A	L	121	123*

DATE	H/A	W/L	PHI	OPP
1/5/89	A	L	104	119
3/24/89	H	W	135	122
11/17/89	H	W	108	101
1/3/90	A	L	94	103
1/7/91	H	L	102	111*
3/5/91	A	L	99	104
2/21/92	A	L	90	100
3/23/92	H	W	105	92
12/2/92	H	L	82	98
2/18/93	A	L	98	103
12/4/93	H	L	82	90
1/4/94	A	L	84	107
3/10/95	H	L	94	100
3/16/95	A	L	86	112
1/21/96	H	L	88	118
3/2/96	A	L	101	115
12/4/96	A	L	103	113
2/5/97	H	W	113	97
2/28/98	A	L	88	100
3/27/98	H	L	85	110
2/12/99	H	L	94	98
11/2/99	A	L	76	89
11/22/99	H	L	91	94
11/25/00	A	L	76	96
1/13/01	H	W	100	83
12/7/01	A	L	76	86
1/11/02	H	W	101	84
11/14/02	H	W	99	94
12/6/02	A	L	93	98
11/14/03	H	W	100	96
1/3/04	A	W	83	77
11/18/04	H	L	80	88
12/1/04	A	L	72	105
12/3/05	A	L	91	100

DATE	H/A	W/L	PHI	OPP
2/15/06	H	W	103	100*
12/16/06	A	L	98	103
1/21/07	H	L	85	99
1/14/08	A	L	82	89
3/15/08	H	W	103	96
1/3/09	A	L	106	108
1/16/09	H	W	109	87
11/29/09	A	L	89	97
2/19/10	H	W	106	94
11/13/10	A	L	93	116
2/11/11	H	W	77	71
2/8/12	H	L	90	100
3/25/12	A	L	76	93
1/5/13	A	L	86	109
1/21/13	H	L	85	90
11/11/13	H	L	85	109
3/24/14	A	L	91	113

** overtime*
***double-overtime*

★ TORONTO RAPTORS ★

Dwane Casey

2014-15 SCHEDULE

11/9/14	@ TOR
1/14/15	@ TOR
1/23/15	@ PHI
3/2/15	@ PHI

ALL-TIME SERIES RESULTS

Overall:	35-37
Home:	19-18
Away:	16-19

PLAYOFFS

Overall:	4-3
Home:	3-1
Away:	1-2

GENERAL INFORMATION

Franchise Timeline (Established) ..... Toronto Raptors (founded 1995-96)
Address ..... 50 Bay Street; Suite 500; Toronto, Ontario, M5J 2L2
President, Chief Executive Officer & Alternate NBA Governor ..... Larry M. Tanenbaum, O.C.
President and General Manager ..... Masai Ujiri
Head Coach ..... Dwane Casey
Assistant Coaches ..... Bill Bayno, Nick Nurse, Jesse Mermuys, Tom Sterner, Jama Mahlalela
Assistant Coach/Director of Sports Science ..... Alex McKechnie
Head Athletic Trainer ..... Scott McCullough
Media Relations ..... Jim LaBumbard, Roven Yau, Phil Summers
Home Court ..... Air Canada Centre (19,800)

BROADCAST INFORMATION

Radio ..... SportsNet 590 The FAN (590 AM), TSN Radio (1050 AM):
..... Paul Jones, Eric Smith, Jack Armstrong, Sherman Hamilton
Television ..... TSN Sportsnet: Matt Devlin, Leo Rautins, Jack Armstrong,

ALL-TIME SERIES INFORMATION

SIXERS

Largest Margin of Victory: 35, 1/7/12
Most Pts. Scored: 123, 4/3/10
Fewest Pts. Scored: 70, 3/31/02

RAPTORS

Largest Margin of Victory: 22, 4/2/97
Most Pts. Scored: 128, 2x last 4/3/10
Fewest Pts. Scored: 62, 1/7/12

SIXERS 2013-14 SEASON SERIES STATISTICS VS. RAPTORS

PLAYER	G-GS	MIN	FG-A	PCT	3FG-A	PCT	FT-A	PCT	OFF	DEF	TOT	AST	PF-DQ	STL	TO	BLK	PTS	AVG
Sims	1-1	31	10-15	.667	0-0	---	2-2	1.000	3	5	8	0	5-0	0	3	1	22	22.0
Hawes	3-3	105	21-40	.525	4-10	.400	11-13	.846	7	18	25	11	9-0	2	5	5	57	19.0
Young	3-3	108	23-46	.500	0-10	.000	4-4	1.000	5	9	14	3	8-0	5	3	0	50	16.7
Carter-Williams	3-3	106	15-37	.405	3-7	.429	16-18	.889	3	15	18	19	10-0	2	13	2	49	16.3
Turner	3-3	110	16-48	.333	3-8	.375	12-14	.857	3	19	22	13	9-0	6	6	0	47	15.7
Wroten	3-1	84	15-35	.429	5-11	.455	8-11	.727	2	5	7	12	5-0	1	8	0	43	14.3
Anderson	4-3	124	18-42	.429	9-20	.450	6-7	.857	3	11	14	10	10-0	1	5	3	51	12.8
Thompson	4-2	94	14-26	.538	4-10	.400	1-1	1.000	6	14	20	2	10-0	0	1	1	33	8.3
Varnado	1-0	17	2-3	.667	0-0	---	2-4	.500	0	1	1	0	2-0	1	0	2	6	6.0
Allen	3-0	59	6-12	.500	0-0	---	1-4	.250	4	12	16	4	4-0	3	2	1	13	4.3
Williams	4-0	53	6-15	.400	1-5	.200	2-2	1.000	0	9	9	4	4-0	1	1	0	15	3.8
Dedmon	1-0	12	1-1	1.000	0-0	---	1-2	.500	0	1	1	1	2-0	0	0	0	3	3.0
Orton	2-1	18	2-4	.500	0-0	---	2-2	1.000	2	5	7	0	0-0	0	3	1	6	3.0
L. Brown	2-0	12	2-4	.500	1-2	.500	0-0	---	0	0	0	2	0-0	0	3	0	5	2.5
Davies	3-0	28	2-6	.333	0-1	.000	3-5	.600	2	6	8	1	6-0	0	2	0	7	2.3
76ERS	4	960	153-334	.458	30-84	.357	71-89	.798	40	130	170	82	84-0	22	60	16	407	101.8

RAPTORS 2013-14 SEASON SERIES STATISTICS VS. SIXERS

PLAYER	G-GS	MIN	FG-A	PCT	3FG-A	PCT	FT-A	PCT	OFF	DEF	TOT	AST	PF-DQ	STL	TO	BLK	PTS	AVG
DeRozan	4-4	151	33-74	.446	6-16	.375	39-47	.830	5	17	22	12	7-0	1	8	1	111	27.8
Gay	1-1	36	6-16	.375	2-5	.400	4-5	.800	0	8	8	8	2-0	0	4	2	18	18.0
Lowry	4-4	145	22-51	.431	8-22	.364	14-16	.875	5	16	21	42	13-0	4	5	1	66	16.5
Ross	4-3	119	24-41	.585	12-20	.600	2-2	1.000	3	12	15	6	5-0	3	5	3	62	15.5
Valanciunas	4-4	110	17-33	.515	0-0	---	14-16	.875	10	25	35	4	9-0	2	9	5	48	12.0
Johnson	3-3	86	15-27	.556	1-2	.500	2-3	.667	2	20	22	5	9-0	3	4	6	33	11.0
Patterson	3-1	85	13-30	.433	3-8	.375	4-7	.571	6	13	19	4	4-0	3	1	5	33	11.0
Salmons	3-0	65	9-14	.643	4-5	.800	0-0	---	1	3	4	5	7-0	0	2	1	22	7.3
Vasquez	3-0	53	8-16	.500	4-9	.444	2-2	1.000	0	5	5	11	5-0	1	6	1	22	7.3
Hansbrough	3-0	41	3-11	.273	0-0	---	8-13	.615	7	6	13	1	7-0	3	1	1	14	4.7
Novak	2-0	19	3-8	.375	2-7	.286	0-0	---	0	2	2	0	4-0	0	0	0	8	4.0
Buycks	1-0	10	1-4	.250	1-3	.333	0-0	---	0	2	2	2	2-0	0	0	0	3	3.0
De Colo	1-0	7	1-5	.200	1-2	.500	0-0	---	0	0	0	0	1-0	0	0	0	3	3.0
Hayes	2-0	30	1-4	.250	0-0	---	0-0	---	3	5	8	1	5-0	1	2	1	2	1.0
Daye	1-0	1	0-0	---	0-0	---	0-0	---	0	0	0	0	0-0	0	0	0	0	0.0
Stone	1-0	1	0-0	---	0-0	---	0-0	---	0	0	0	0	0-0	0	0	0	0	0.0
RAPTORS	4	960	156-334	.467	44-99	.444	89-111	.802	42	134	176	101	80-0	21	49	27	445	111.3

★ TORONTO RAPTORS ★

DATE	H/A	W/L	PHI	OPP
12/1/95	A	L	102	105
3/12/96	H	W	118	110
3/27/96	H	W	103	94
4/21/96	A	W	109	105*
11/13/96	A	L	98	110
1/29/97	H	W	101	99
3/18/97	A	L	105	117
4/2/97	H	L	90	112
12/10/97	H	L	97	104
1/26/98	A	L	87	91
4/5/98	H	W	116	104
4/19/98	A	W	107	78
4/4/99	A	L	82	97
4/14/99	H	W	96	78
5/1/99	H	W	103	96
11/14/99	A	W	93	90
12/15/99	H	W	93	91
3/22/00	H	W	106	93
11/1/00	H	W	104	98
1/21/01	H	L	106	110*
1/30/01	A	L	89	96
4/3/01	A	L	85	100
11/25/01	A	L	88	107
2/4/02	H	L	93	100
3/3/02	A	W	96	84
3/31/02	H	L	70	72
11/22/02	H	W	90	80
11/24/02	A	W	94	84
3/23/03	A	W	112	95
11/19/03	A	W	81	75
12/2/03	H	L	88	95
1/28/04	A	L	84	94
2/3/04	H	L	80	93
3/25/05	H	W	106	96
2/11/05	A	W	106	91
3/13/05	A	L	110	128
3/25/05	H	W	103	101
11/15/05	H	W	104	92
11/16/05	A	W	121	115
12/18/05	A	W	107	80
3/14/06	H	L	97	111
11/8/06	A	L	104	106
1/15/07	H	L	86	104
4/6/07	H	L	85	94
4/18/07	A	W	122	119
10/31/07	A	L	97	106
11/9/07	H	L	103	105
1/9/08	A	L	96	109
1/19/08	H	W	99	95
10/29/08	H	L	84	95
11/12/08	A	W	106	96
3/11/09	H	W	115	106
4/12/09	A	L	104	111
1/8/10	H	L	106	108
2/10/10	A	L	93	104
3/7/10	A	W	114	101
4/3/10	H	L	123	128*
11/17/10	H	L	86	94
11/24/10	A	L	90	106
1/26/11	A	W	107	94
4/8/11	H	W	98	93
1/7/12	H	W	97	62
4/4/12	H	L	78	99
4/11/12	A	W	93	75
11/10/12	A	W	93	83
11/20/12	H	W	106	98
1/9/13	A	L	72	90
1/18/13	H	W	108	101*
11/20/13	H	L	98	108
12/13/13	A	L	100	108
1/24/14	H	L	95	104
4/9/14	A	L	114	125

** overtime*
***double-overtime*

★ UTAH JAZZ ★

Quin Snyder

2014-15 SCHEDULE

12/27/14	@ UTA
3/6/15	@ PHI

ALL-TIME SERIES RESULTS

Overall:	41-48
Home:	27-18
Away:	14-30

GENERAL INFORMATION

Franchise Timeline (Established) ..... New Orleans Jazz (1974-75); Utah Jazz (1979-80)
Address ..... 301 W. South Temple; Salt Lake City, UT 84101
Owner ..... Gail Miller
Chief Executive Officer/NBA Governor ..... Greg Miller
General Manager ..... Dennis Lindsey
Head Coach ..... Quin Snyder
Assistant Coaches ..... Brad Jones, Antonio Lang, Alex Jensen, Mike Wells, Jonnie Bryant
Assistant Coach/Player Development ..... Mark McKown
Head Athletic Trainer ..... Gary Briggs
Communications ..... Jonathan Rinehart, Derek Garduño, Caroline Burleson
Home Court ..... EnergySolutions Arena (19,911)

BROADCAST INFORMATION

Radio ..... KZNS (1280 AM/97.5 FM): David Locke, Ron Boone
Television ..... ROOT Sports: Craig Bolerjack, Matt Harpring

ALL-TIME SERIES INFORMATION

SIXERS

Largest Margin of Victory: 25, 2/5/90
Most Pts. Scored: 132, 2/19/82
Fewest Pts. Scored: 69, 12/28/02

JAZZ

Largest Margin of Victory: 29, 12/28/02
Most Pts. Scored: 126, 3/19/75
Fewest Pts. Scored: 76, 1/16/77

SIXERS 2013-14 SEASON SERIES STATISTICS VS. JAZZ

PLAYER	G-GS	MIN	FG-A	PCT	3FG-A	PCT	FT-A	PCT	OFF	DEF	TOT	AST	PF-DQ	STL	TO	BLK	PTS	AVG
Turner	1-1	34	9-18	.500	0-1	.000	3-4	.750	1	4	5	1	4-0	1	3	0	21	21.0
Young	2-2	76	15-29	.517	2-10	.200	5-8	.625	1	4	5	4	4-0	3	2	2	37	18.5
Hawes	1-1	34	6-16	.375	2-5	.400	2-2	1.000	3	8	11	3	4-0	0	3	2	16	16.0
Anderson	2-2	72	10-21	.476	7-14	.500	4-4	1.000	2	7	9	4	5-0	4	6	1	31	15.5
Wroten	2-0	49	12-15	.800	0-2	.000	6-8	.750	0	3	3	2	2-0	4	4	0	30	15.0
Carter-Williams	2-2	72	8-26	.308	0-3	.000	7-9	.778	0	12	12	17	7-0	7	7	4	23	11.5
Allen	1-0	15	3-5	.600	0-0	---	0-0	---	1	1	2	0	3-0	0	0	0	6	6.0
Sims	1-1	26	2-8	.250	0-0	---	1-2	.500	1	3	4	2	4-0	1	1	1	5	5.0
Thompson	1-1	17	1-2	.500	0-1	.000	2-2	1.000	1	2	3	1	0-0	1	2	0	4	4.0
Maynor	1-0	13	1-2	.500	1-2	.500	0-0	---	0	2	2	2	0-0	1	3	0	3	3.0
Moultrie	2-0	16	2-4	.500	0-0	---	0-0	---	0	4	4	0	4-0	0	3	0	4	2.0
Mullens	1-0	10	2-4	.500	1-2	.500	1-2	.500	0	2	2	0	0-0	0	0	0	6	6.0
Varnado	1-0	14	1-2	.500	0-0	---	0-0	---	1	4	5	1	5-0	0	0	0	2	2.0
Williams	2-0	31	1-4	.250	0-1	.000	2-2	1.000	1	5	6	3	3-0	0	0	0	4	2.0
76ERS	2	480	73-156	.468	13-41	.317	33-43	.767	12	61	73	40	45-0	22	35	10	192	96.0

JAZZ 2013-14 SEASON SERIES STATISTICS VS. SIXERS

PLAYER	G-GS	MIN	FG-A	PCT	3FG-A	PCT	FT-A	PCT	OFF	DEF	TOT	AST	PF-DQ	STL	TO	BLK	PTS	AVG
Burks	2-0	57	12-20	.600	4-7	.571	17-21	.810	0	5	5	3	5-0	5	6	0	45	22.5
Hayward	2-2	82	10-32	.313	1-7	.143	18-22	.818	3	6	9	15	5-0	5	3	3	39	19.5
Kanter	2-0	58	12-29	.414	0-1	.000	1-2	.500	7	10	17	5	7-0	0	5	1	25	12.5
Williams	2-2	54	8-15	.533	2-6	.333	4-4	1.000	4	14	18	0	4-0	0	4	1	22	11.0
Jefferson	2-2	49	9-17	.529	2-5	.400	0-0	---	0	2	2	1	4-0	4	4	0	20	10.0
Favors	2-2	41	6-11	.545	0-0	---	3-4	.750	4	11	15	1	4-0	1	3	4	15	7.5
Garrett	2-0	43	6-11	.545	3-4	.750	0-0	---	0	7	7	4	2-0	2	4	1	15	7.5
Burke	2-2	53	5-21	.238	1-8	.125	3-3	1.000	2	4	6	10	7-0	0	2	0	14	7.0
Evans	2-0	27	5-9	.556	0-0	---	0-0	---	3	3	6	0	2-0	1	0	1	10	5.0
Gobert	1-0	13	1-1	1.000	0-0	---	2-4	.500	1	1	2	1	1-0	0	0	0	4	4.0
Rush	1-0	5	0-1	.000	0-1	.000	0-0	---	0	0	0	0	2-0	1	0	0	0	0.0
JAZZ	2	480	74-167	.443	13-39	.333	48-60	.800	24	63	87	40	43-0	19	33	11	209	104.5

★ UTAH JAZZ ★

DATE	H/A	W/L	PHI	OPP
10/18/74	H	W	112	99
10/24/74	A	W	102	89
2/18/75	A	L	85	103
3/19/75	H	L	115	126
11/30/75	A	W	113	96
12/3/75	H	W	102	94
1/14/76	H	W	100	95
3/28/76	A	L	107	110
4/7/76	H	W	102	99
10/26/76	A	W	111	101
11/19/76	H	W	100	95
1/16/77	H	W	97	76
4/5/77	A	W	119	109
10/22/77	H	L	103	104*
11/30/77	A	W	117	114
2/8/78	H	W	117	104
4/4/78	A	L	119	120
10/21/78	H	W	130	111
11/28/78	A	L	103	107
1/10/79	H	W	123	112
1/12/79	A	L	89	100
1/28/80	A	L	101	107
2/13/80	H	W	107	85
11/29/80	H	W	113	93
2/27/81	A	W	87	83
1/2/82	A	W	109	107
2/19/82	H	W	132	117
11/27/82	H	W	126	113
1/29/83	A	W	126	109
2/29/84	A	W	103	97
3/11/84	H	W	120	97
12/28/84	A	W	114	111
2/24/85	H	W	117	108
12/20/85	H	W	112	105
1/29/86	A	L	86	107
12/22/86	H	L	111	114
1/2/87	A	W	104	99
11/30/87	A	W	106	100
1/6/88	H	W	116	93
12/17/88	H	W	119	107
12/30/88	A	L	95	102
2/5/90	H	W	114	89
2/19/90	A	L	102	115
1/4/91	A	L	99	102
3/3/91	H	L	92	95
12/18/91	H	L	105	107
3/25/92	A	L	94	100
12/18/92	H	L	98	112
12/30/92	A	L	110	119
11/19/93	H	W	124	115
2/21/94	A	L	92	119
12/20/94	H	L	88	91
1/7/95	A	L	90	111
12/20/95	H	W	108	104
3/20/96	A	L	84	107
12/28/96	A	L	84	110
1/13/97	H	L	96	97*
1/6/98	A	L	95	98*
3/20/98	H	L	79	91
3/17/00	H	W	99	97
3/29/00	A	L	84	98
12/20/00	H	L	89	91
12/26/00	A	W	97	91
12/29/01	A	L	81	89
2/14/02	H	L	91	98
12/28/02	A	L	69	98
2/28/03	H	W	104	83
12/14/03	H	L	86	94
12/29/03	A	L	97	106
12/20/04	H	L	101	103
1/5/05	A	W	106	99
12/31/05	A	L	102	108
1/11/06	H	L	102	110
1/3/07	A	L	87	98
3/16/07	H	W	89	88
11/28/07	H	L	95	106
1/2/08	A	L	107	110
11/11/08	H	L	80	93
12/29/08	A	L	95	112
11/13/09	H	L	90	112
12/26/09	A	L	76	97
1/22/11	H	W	96	85
3/14/11	A	L	107	112*
12/30/11	A	L	99	102
3/9/12	H	W	104	91
11/16/12	H	W	99	93
3/25/13	A	L	91	107
2/12/14	A	L	100	105
3/8/14	H	L	92	104

** overtime*
***double-overtime*

★ WASHINGTON WIZARDS ★

Randy Wittman

2014-15 SCHEDULE

1/19/15	@ WAS
2/27/15	@ PHI
4/1/15	@ WAS
4/8/15	@ PHI

ALL-TIME SERIES RESULTS

Overall:	174-111
Home:	91-35
Away:	69-72
Neutral:	14-4

PLAYOFFS

Overall:	13-11
Home:	8-4
Away:	5-7

GENERAL INFORMATION

Franchise Timeline (Established) ..... Chicago Packers (1961-62); Chicago Zephyrs (1962-63)
..... Capital Bullets (1963-64); Washington Bullets (1974-75)
..... Washington Wizards (1997-98)
Address ..... 601 F Street NW; Washington, D.C. 20004
Majority Owner ..... Ted Leonsis
President ..... Ernie Grunfeld
Head Coach ..... Randy Wittman
Assistant Coaches ..... Don Newman, Don Zierden, Roy Rogers, Pat Sullivan, Howard Eisley
Assistant Coach/Player Development ..... David Adkins
Head Athletic Trainer ..... Eric Waters
Public Relations ..... Scott Hall, Patrick Rees, Daren Jenkins
Home Court ..... Verizon Center (20,356)

BROADCAST INFORMATION

Radio ..... WNEW 99.1 FM/WFED 1500 AM: Dave Johnson, Glenn Consor
Television ..... Comcast SportsNet: Steve Buckhantz, Phil Chenier, Chris Miller

ALL-TIME SERIES INFORMATION

SIXERS

Largest Margin of Victory 39, 11/12/76
Most Points Scored 149, 2x last 2/24/67
Fewest Points Scored 75, 2/9/74

WIZARDS

Largest Margin of Victory 33, 2/9/74
Most Points Scored 143, 3/14/65
Fewest Points Scored 73, 11/16/99

SIXERS 2013-14 SEASON SERIES STATISTICS VS. WIZARDS

PLAYER	G-GS	MIN	FG-A	PCT	3FG-A	PCT	FT-A	PCT	OFF	DEF	TOT	AST	PF-DQ	STL	TO	BLK	PTS	AVG
Carter-Williams	4-4	133	32-72	.444	5-14	.357	10-20	.500	3	17	20	24	9-0	6	10	1	79	19.8
Turner	3-3	101	22-41	.537	1-4	.250	13-16	.813	4	11	15	9	4-0	3	7	0	58	19.3
Young	4-4	131	31-59	.525	0-5	.000	9-13	.692	7	13	20	10	7-0	6	11	0	71	17.8
Hawes	3-3	102	20-43	.465	6-17	.353	4-6	.667	6	37	43	12	10-0	4	9	4	50	16.7
Maynor	1-0	18	5-7	.714	2-3	.667	1-4	.250	1	4	5	1	1-0	0	0	1	13	13.0
Wroten	3-0	65	10-28	.357	0-7	.000	11-15	.733	2	9	11	6	4-0	2	8	1	31	10.3
Anderson	4-4	112	14-32	.438	5-16	.313	4-5	.800	2	11	13	7	9-0	5	6	2	37	9.3
Sims	1-1	24	3-6	.500	0-0	---	1-2	.500	3	1	4	1	5-0	1	1	1	7	7.0
Thompson	4-1	79	8-19	.421	2-8	.250	4-6	.667	2	4	6	1	8-0	0	4	1	22	5.5
Allen	3-0	50	6-8	.750	0-0	---	1-2	.500	3	10	13	3	4-0	0	3	1	13	4.3
Morris	2-0	27	4-9	.444	0-1	.000	0-1	.000	0	2	2	5	5-0	0	5	0	8	4.0
Williams	2-0	47	2-13	.154	0-6	.000	4-6	.667	1	4	5	5	7-0	2	4	0	8	4.0
Mullens	1-0	12	2-5	.400	0-0	---	2-2	1.000	2	5	7	0	1-0	1	3	1	6	6.0
Orton	2-0	18	1-2	.500	0-0	---	3-3	1.000	0	6	6	0	2-0	0	2	3	5	2.5
Moultrie	1-0	18	1-2	.500	0-0	---	0-0	---	0	3	3	0	3-0	1	1	0	2	2.0
L. Brown	2-0	5	1-2	.500	0-0	---	1-2	.500	1	0	1	4	1-0	1	0	0	3	1.5
Dedmon	1-0	13	0-1	.000	0-0	---	0-0	---	0	5	5	1	1-0	0	0	1	0	0.0
Varnado	1-0	3	0-0	---	0-0	---	0-0	---	0	1	1	0	0-0	0	0	0	0	0.0
76ERS	4	960	162-349	.464	21-81	.259	68-103	.660	37	143	180	89	81-0	32	75	17	413	103.3

WIZARDS 2013-14 SEASON SERIES STATISTICS VS. SIXERS

PLAYER	G-GS	MIN	FG-A	PCT	3FG-A	PCT	FT-A	PCT	OFF	DEF	TOT	AST	PF-DQ	STL	TO	BLK	PTS	AVG
Wall	4-4	130	30-59	.508	8-13	.615	13-16	.813	1	15	16	36	13-0	7	10	3	81	20.3
Ariza	4-4	145	28-60	.467	13-30	.433	11-13	.846	7	22	29	17	9-0	10	6	1	80	20.0
Gortat	4-4	130	26-42	.619	0-0	---	11-17	.647	14	30	44	3	12-0	3	9	10	63	15.8
Beal	4-4	133	24-65	.369	9-22	.409	3-6	.500	6	14	20	24	11-0	6	11	4	60	15.0
Webster	4-0	108	15-39	.385	10-25	.400	12-14	.857	2	10	12	6	5-0	5	1	2	52	13.0
Booker	2-2	58	11-14	.786	0-0	---	2-2	1.000	3	12	15	4	2-0	2	2	3	24	12.0
Seraphin	3-0	43	11-22	.500	0-0	---	4-4	1.000	2	9	11	2	9-0	0	4	1	26	8.7
Hilario	2-2	52	5-15	.333	0-0	---	7-10	.700	3	7	10	4	7-0	3	2	4	17	8.5
Harrington	3-0	40	7-16	.438	3-8	.375	3-5	.600	0	7	7	2	6-0	3	6	0	20	6.7
Vesely	1-0	19	3-5	.600	0-0	---	0-0	---	0	4	4	0	0-0	0	0	1	6	6.0
Miller	1-0	15	0-2	.000	0-0	---	2-2	1.000	0	0	0	3	3-0	0	2	0	2	2.0
Maynor	2-0	26	4-11	.364	1-2	.500	0-0	---	3	0	3	7	2-0	0	0	0	9	4.5
Porter	2-0	7	1-4	.250	0-1	.000	2-3	.667	0	1	1	0	0-0	1	2	0	4	2.0
Singleton	2-0	20	1-6	.167	0-2	.000	1-4	.250	2	2	4	0	1-0	1	2	0	3	1.5
Gooden	1-0	8	0-2	.000	0-0	---	0-0	---	3	3	6	0	4-0	0	1	0	0	0.0
Temple	3-0	25	0-3	.000	0-0	---	0-0	---	1	0	1	5	5-0	0	2	0	0	0.0
WIZARDS	4	960	166-365	.455	44-103	.427	71-96	.740	47	136	183	113	89-0	41	62	29	447	111.8

★ WASHINGTON WIZARDS ★

DATE			PHI	OPP
10/21/61	H	W	123	103
12/2/61	H	W	132	118
1/2/62	A	W	127	102
1/6/62	H	W	120	102
1/18/62	N	W	118	111
1/27/62	A	W	107	102
2/6/62	N	W	127	123
2/15/62	A	L	121	126
2/16/62	N	W	132	106
2/17/62	N	W	136	127
10/26/62	H	W	130	112
11/18/62	N	W	110	107
11/29/62	A	W	112	85
12/7/62	N	W	149	129
1/6/63	H	W	114	102
1/23/63	A	L	94	104
2/14/63	H	W	136	117
2/19/63	N	W	118	110
2/21/63	A	L	91	108
3/12/63	A	W	130	106
10/30/63	A	W	111	108
11/9/63	A	L	100	116
11/26/63	H	W	115	113
1/4/64	A	W	123	113
1/21/64	N	L	121	124
1/22/64	A	L	116	124
1/26/64	H	L	120	131
2/12/64	A	L	115	121
2/19/64	H	W	130	122
3/14/64	N	W	128	122
10/22/64	H	L	135	138*
11/11/64	A	W	123	114
12/5/64	N	W	125	108
12/8/64	N	W	102	97
12/16/64	A	L	120	140
1/14/65	H	L	126	138
2/21/65	A	W	107	106
2/22/65	N	W	122	112
3/14/65	A	L	126	143
3/21/65	H	W	127	105
10/16/65	A	W	133	101
11/19/65	H	L	124	134
11/20/65	A	L	112	117
11/30/65	N	L	108	129
12/8/65	A	L	127	129
1/6/66	N	W	133	127
1/18/66	H	W	128	117
2/23/66	A	L	115	119
2/26/66	N	W	114	98
3/20/66	A	W	108	104
10/22/66	A	W	141	112
10/25/66	H	W	130	110
11/25/66	A	W	129	115
12/3/66	A	W	137	120
1/6/67	H	W	121	115*
2/11/67	A	L	133	139
2/24/67	N	W	149	118
3/18/67	H	W	135	119
3/19/67	A	W	132	129
11/1/67	H	W	136	111
12/2/67	H	W	130	121
12/9/67	A	W	123	109
12/25/67	A	W	108	105
1/12/68	H	W	133	116
2/3/68	A	W	133	121
3/15/68	H	W	122	115
3/20/68	A	W	137	119
10/19/68	A	W	124	121
11/22/68	H	W	121	110
12/26/68	H	W	125	120
1/4/69	A	L	112	117
1/31/69	H	L	105	108
3/22/69	A	W	116	108
10/29/69	A	W	129	105
11/5/69	H	L	130	139
12/25/69	A	L	113	121
1/23/70	H	W	133	118
1/24/70	A	L	111	112
3/1/70	H	W	104	99
3/18/70	A	W	119	113

DATE			PHI	OPP
10/30/70	H	L	110	123
11/11/70	A	W	119	107
11/30/70	H	W	104	98
2/14/71	N	L	103	112
3/20/71	A	L	112	124
3/21/71	H	W	120	108
11/13/71	A	L	105	111
12/25/71	H	L	114	117
2/19/72	H	L	105	121
2/21/72	A	L	101	102
12/12/72	A	L	102	123
1/19/73	N	L	94	110
1/21/73	A	L	97	108
2/28/73	H	W	102	96
3/17/73	H	L	115	120
3/18/73	A	L	118	129
10/28/73	A	L	99	119
11/3/73	H	L	84	112
2/9/74	A	L	75	108
2/10/74	H	W	95	94
3/6/74	H	W	112	99
3/12/74	A	L	101	112
12/21/74	A	L	101	117
1/17/75	H	L	92	103
3/8/75	H	L	92	113
3/9/75	A	W	113	100
11/15/75	H	W	110	109***
1/3/76	A	L	104	119
1/17/76	A	L	103	105
3/2/76	A	L	111	128
4/2/76	H	W	96	94
11/12/76	H	W	143	104
11/13/76	A	W	114	109
4/9/77	H	W	125	93
4/10/77	A	L	121	131
11/12/77	A	L	98	116
12/30/77	H	W	126	119
4/8/78	H	W	131	114
4/9/78	A	L	113	123
10/18/78	H	L	111	121
11/10/78	A	W	123	122
2/11/79	H	W	107	99
3/27/79	A	W	100	97
10/12/79	A	W	93	92
11/28/79	H	W	120	102
12/25/79	A	W	95	92
1/11/80	H	W	119	106
3/12/80	H	W	105	98
3/20/80	A	L	113	119*
10/11/80	A	W	126	120**
10/18/80	H	W	117	101
12/12/80	H	W	95	79
1/22/81	A	W	128	116
2/13/81	H	L	102	104
2/19/81	A	L	108	129
11/3/81	A	W	112	99
1/6/82	H	W	126	112
1/12/82	A	W	95	92
2/3/82	H	W	122	96
3/17/82	H	W	102	93
4/16/82	A	W	100	96
11/14/82	H	W	102	93
12/18/82	A	L	97	100
1/7/83	A	W	106	89
3/12/83	A	W	95	86
3/13/83	H	W	97	93
4/13/83	H	L	76	95
10/28/83	H	W	117	114
12/3/83	A	L	98	103
1/11/84	H	W	121	99
1/21/84	A	L	90	94
3/22/84	A	W	106	101
3/28/84	H	W	109	103
11/20/84	H	L	105	120
11/27/84	A	W	93	89
1/13/85	A	W	115	104
2/6/85	H	W	116	111
3/27/85	H	W	115	97
4/13/85	A	L	106	118
11/16/85	A	L	97	118

DATE			PHI	OPP
12/4/85	H	W	115	110*
2/21/86	H	W	97	87
3/21/86	H	W	112	105
3/24/86	A	L	93	100
4/13/86	A	L	97	98
12/25/86	H	L	97	102
1/10/87	A	L	111	117
1/31/87	A	L	105	106
3/6/87	H	W	123	113
4/13/87	H	W	113	105
4/19/87	A	W	108	102
1/20/88	H	L	98	110
1/24/88	A	L	99	131
1/25/88	A	L	117	118*
3/13/88	H	W	104	96
3/19/88	A	W	94	89
4/13/88	H	W	98	97*
11/22/88	A	W	130	103
12/25/88	H	W	125	110
1/21/89	A	L	105	107
2/1/89	H	W	114	110*
3/18/89	A	L	114	123
4/23/89	H	W	115	106
11/24/89	H	W	121	108
12/1/89	A	L	90	107
12/20/89	H	W	118	111
1/13/90	A	W	120	101
1/27/90	H	W	125	101
3/24/90	A	W	114	112*
11/16/90	H	W	115	102*
12/26/90	A	W	106	105*
2/6/91	H	W	108	100
3/23/91	A	L	99	102
4/12/91	H	L	85	95
11/5/91	A	W	107	106
1/18/92	A	W	105	101
1/20/92	H	W	99	91
2/29/92	A	W	101	92
4/18/92	H	W	111	104
1/8/93	A	W	119	117
1/29/93	H	W	92	86
3/17/93	H	L	89	94
4/7/93	A	W	98	90
11/5/93	H	W	94	82
11/12/93	A	L	93	105
2/4/94	H	L	95	102
3/1/94	H	L	103	109
3/13/94	A	W	114	97
11/9/94	H	W	98	97
1/20/95	A	L	98	102
2/1/95	H	W	98	89
2/28/95	A	W	106	102
4/23/95	A	L	90	106
11/3/95	H	W	105	103
11/15/95	A	L	95	127
1/10/96	H	L	93	98
3/30/96	A	L	105	107
11/22/96	A	L	76	88
3/4/97	H	L	106	107
3/9/97	A	W	99	93
4/14/97	H	L	110	131
11/19/97	H	W	97	86
3/8/98	A	L	91	100
3/11/98	H	W	88	86
4/1/98	A	W	112	91
3/1/99	A	W	104	91
3/7/99	H	L	95	103*
4/11/99	A	L	98	105
11/16/99	A	W	95	73
11/24/99	H	L	93	101
3/2/00	A	W	87	84
4/12/00	H	W	93	84
11/29/00	H	W	93	87
12/13/00	A	W	102	82
1/12/01	A	W	86	82
3/2/01	H	W	107	102
11/3/01	A	L	76	90
11/28/01	H	L	87	94
1/22/02	A	W	91	84
4/10/02	A	L	77	90

DATE			PHI	OPP
4/12/02	H	W	100	91
11/17/02	H	W	100	84
11/30/02	A	W	95	94
1/18/03	A	W	88	80
4/16/03	H	W	107	87
11/11/03	A	W	112	105
1/10/04	A	L	87	94
2/11/04	H	W	113	88
4/9/04	H	L	80	83
11/26/04	H	W	116	114*
1/26/05	A	L	107	117
4/9/05	A	W	112	106
1/16/06	A	L	76	104
2/12/06	A	L	97	107
3/3/06	H	W	119	113
4/10/06	H	W	105	97
12/8/06	H	L	98	113
2/14/07	H	L	85	92
3/28/07	A	L	108	111
11/20/07	A	L	101	116
11/30/07	H	W	85	84
2/5/07	H	W	101	96
4/12/08	A	L	93	109
12/13/08	H	W	104	89
12/19/08	A	W	109	103
1/30/09	H	W	104	94
2/25/09	A	W	106	98
11/24/09	A	L	107	108
12/22/09	A	L	98	105
1/5/10	H	L	97	104
11/2/10	A	L	115	116*
11/23/10	A	L	114	116*
1/5/11	H	W	109	97
2/23/11	H	W	117	94
1/13/12	H	W	120	89
1/14/12	A	W	103	90
1/23/12	H	W	103	83
3/30/12	A	L	76	97
11/1/13	A	W	109	102
11/6/13	H	L	102	116
1/20/14	A	L	99	107
3/1/14	H	L	103	122

** overtime*
*** double-overtime*
**** triple-overtime*

FRANCHISE RECORDS VS. EACH OPPONENT

Active Franchises	★ HOME ★	★ ROAD ★	★ NEUT ★	★ OVR ★
OPPONENT	W-L	W-L	W-L	W-L
vs. Atlanta Hawks	107-55	62-106	18-15	187-176
vs. Boston Celtics	120-80	52-142	12-22	184-244
vs. Brooklyn Nets	57-31	45-43	0-0	102-74
vs. Charlotte Hornets	26-18	13-33	0-0	39-51
vs. Chicago Bulls	65-34	47-58	4-2	116-94
vs. Cleveland Cavaliers	59-36	42-53	0-2	101-91
vs. Dallas Mavericks	17-16	16-16	0-0	33-32
vs. Denver Nuggets	27-13	17-21	0-0	44-34
vs. Detroit Pistons	114-44	71-88	22-16	207-148
vs. Golden State Warriors	92-45	52-77	21-20	165-142
vs. Houston Rockets	40-22	25-40	3-3	68-65
vs. Indiana Pacers	50-30	44-37	0-0	94-67
vs. Los Angeles Clippers	42-17	24-34	1-2	67-53
vs. Los Angeles Lakers	76-45	40-79	15-16	131-140
vs. Memphis Grizzlies	10-7	11-8	0-0	21-15
vs. Miami Heat	32-19	20-31	0-0	52-50
vs. Milwaukee Bucks	52-43	42-51	2-2	96-96
vs. Minnesota Timberwolves	12-11	8-16	0-0	20-27
vs. New Orleans Hornets	7-6	5-8	0-0	12-14
vs. New York Knickerbockers	136-64	89-116	16-12	241-192
vs. Oklahoma City Thunder	32-26	29-34	3-1	64-61
vs. Orlando Magic	20-30	10-37	0-0	30-67
vs. Phoenix Suns	32-21	18-40	2-2	52-63
vs. Portland Trail Blazers	31-16	21-32	3-0	55-48
vs. Sacramento Kings	86-39	57-69	17-14	160-122
vs. San Antonio Spurs	23-20	11-31	0-0	34-51
vs. Toronto Raptors	19-18	16-19	0-0	35-37
vs. Utah Jazz	27-18	14-30	0-0	41-48
vs. Washington Wizards	91-35	69-72	14-4	174-111

Defunct Franchises	★ HOME ★	★ ROAD ★	★ NEUT ★	★ OVR ★
OPPONENT	W-L	W-L	W-L	W-L
Anderson Duffey Packers (1946-49)	3-1	1-2	0-0	4-3
Baltimore Bullets (1947-54)	17-1	9-9	2-1	28-11
Chicago Stags (1946-49)	2-0	0-0	0-0	2-0
Denver Nuggets (1948-49)	3-0	1-1	2-0	6-1
Indianapolis Olympians (1949-52)	11-2	4-8	2-0	17-10
St. Louis Bombers (1946-49)	1-0	0-1	0-0	1-1
Sheboygan Redskins (1938-49)	3-0	3-1	0-0	6-1
Washington Capitols (1946-50)	2-0	1-1	0-0	3-1
Waterloo Hawks (1948-49)	4-0	2-1	0-0	6-1

>> Back to Table of Contents



HISTORICAL LOOK AT THE SIXERS

1940

Nov. 14, 1946: Danny Biasone (pictured to the left), the owner and founder of the Syracuse Nationals, sent a check for $5,000 to the offices of the National Basketball League (NBL), thus creating the Syracuse Nationals franchise. Benny Borgmann was hired to coach the team. In the first professional game in Syracuse, N.Y., the Nationals defeated the Bears of Youngstown, Ohio, 67-64.

Nov. 3, 1949: The Nationals defeated Denver on Nov. 3, 1949, in the first NBA game in Syracuse, N.Y. The Nationals joined the NBA in 1949 when six teams from the Midwest-based National Basketball League joined the Basketball Association of America to form the 17-team National Basketball Association. The Nats posted a 51-13 record in their first season in the NBA under the direction of head coach Al Cervi.

Nov. 24, 1949: The Nationals defeated the Anderson Packers, 125-123, in five overtimes at Syracuse, N.Y. The game stands as the longest game in franchise history and the second longest game in NBA history.

1950

April 23, 1950: The Nationals lost to a George Mikan-led Minneapolis Lakers in Game 6 of the NBA Finals.

April 12, 1954: The Nationals, again returning to the finals, lost Game 7, and the series to the Minneapolis Lakers.

1954-55: Marked the first season the 24-second shot clock was implemented in the NBA. Nationals owner Danny Biasone and general manager Leo Ferris conceived the shot clock concept.

April 10, 1955: The Nationals defeated the Fort Wayne Pistons, 92-91, in Game 7 of the NBA Finals, capturing the franchise's first NBA Championship. The Nationals overcame a 17-point deficit.

Feb. 1, 1959: Dolph Schayes recorded the first 50-point game in franchise history when he scored a career-high 50 points (18-34 FG, 14-17 FT) in a 139-137 overtime loss to the Boston Celtics.

1960

Dec. 25, 1960: Demolishing the New York Knicks 162-100, the Sixers achieve their largest margin of victory in franchise history.

March 18, 1961: The Nationals, in a series against their future home and future star, defeat the Philadelphia Warriors and Wilt Chamberlain 106-103, completing a three game sweep in the 1960-61 Division Semifinals. The Nats would go on to lose in the Division Finals to Boston, four games to one.

Spring 1963: Ike Richman and Irv Kosloff purchased the Syracuse Nationals from Danny Biasone. The franchise re-located from Syracuse, N.Y. to Philadelphia (May 22, 1963) The Nationals marked the return of professional basketball to Philadelphia after the Philadelphia Warriors franchise re-located to California at the conclusion of the 1961-62 season.

Aug. 6, 1963: The Nationals officially change their name to the Philadelphia 76ers. The name was chosen by Walter Stahlberg, of West Collingswood, N.J., who won a contest to name the club.

March 29, 1964: The Sixers finish their first season with a loss in the playoffs to Cincinnati. The season included many other firsts. Dolph Schayes was named to Sixers first coach and guard Hal Greer became the first Sixers All-Star.

Jan. 15, 1965: Halfway through the 1964-65 season the 76ers traded Paul Neumann, Connie Dierk-ing, Lee Shaffer, and cash to the Warriors for Wilt Chamberlain. The trade was the start of something very good for Philadelphia's second NBA team. The 76ers finished the 1964-65 season at 40-40, good enough for third place in the division behind Cincinnati and Boston.

March 1966: Becoming the first Sixer to lead the NBA in scoring and rebounding, Wilt Chamberlain leads the Sixers to their first Eastern Division title.

Nov. 5, 1966: With a loss to Boston (105-87) the Sixers ended their longest win streak (spanning two seasons) in franchise history at 18 games.

April 24, 1967: After finishing the regular season with an astounding 68-13 record (a franchise record) and crushing Boston's hopes for a ninth straight title, the 76ers defeated San Francisco 125-122 in Game 6 of the NBA Finals, winning the franchise's second NBA Championship. During the NBA's 35th Anniversary in 1980, this team was voted the best in NBA history.

HISTORICAL LOOK AT THE SIXERS

Oct. 18, 1967: Moving from the Philadelphia Civic Center, the Sixers play their first game in the Spectrum in front of 9,106 fans. The Sixers would finish the 1967-68 season with their third straight Eastern Division title.

Dec. 16, 1967: Wilt Chamberlain scores a franchise record, 68 points in a 143-123 win at Chicago.

Feb. 2, 1968: In a game against the Detroit Pistons, Wilt Chamberlain posts 22 pts., 25 rebs, and 21 asts, completing the only double triple-double in NBA history.

July 9, 1968: Wilt Chamberlain was traded to Los Angeles for Jerry Chambers, Archie Clark, and Darrall Imhoff.

1970

May 1976: Fitz Dixon purchased the 76ers from Irv Kosloff.

Oct. 21, 1976: Julius Erving was purchased from New York Nets. Erving went on to score 18,364 points and block a franchise record 1,293 shots in 11 seasons with the Sixers.

Nov. 19, 1976: Sixers retire Hal Greer's jersey No. 15. Greer played 15 seasons with the franchise, Greer scored a franchise record 21,586 points.

Dec. 17, 1976: Sixers retire Billy Cunning-ham's jersey No. 32. As a player, Cunningham played nine seasons with the Sixers and was named 1966 NBA Rookie of the Year and was a four-time All-NBA selection.

June 5, 1977: The Sixers fall to Portland, 109-107, in Game 6 of the 1977 NBA Finals. It marked the fifth NBA Finals appearance in franchise history.

Oct. 19, 1977: Coach Billy Cunningham coaches and wins his first game with the Sixers against Detroit (113-96). Cunningham went on to become the winningest coach in Sixers history (454-196, .698).

1980

May 16, 1980: In the first season of the three-point line in the NBA, the Sixers captured the 1980 Eastern Conference Championship, but lost to the L.A. Lakers in the NBA Finals (4-2).

July 1981: Harold Katz buys the 76ers from Fitz Dixon.

June 8, 1982: After defeating the Celtics in Game 7 of the Eastern Conference Finals, the Sixers go on to play the Lakers in the NBA Finals, losing the series in six games.

May 31, 1983: Led by Julius Erving, Moses Malone, and Maurice Cheeks, the 76ers defeat the L.A. Lakers 115-108, capturing the NBA Championship. The Sixers culminated a 65-17 regular season and a 12-1 run through the playoffs, with a sweep of the Lakers in the NBA Finals.

June 1984: Drafted Charles Barkley as the fifth overall pick. Barkley played eight seasons in Philadelphia, scoring 14,184 points in 610 games before being traded to Phoenix (June 17, 1992) for Jeff Hornacek, Andrew Lang and Tim Perry.

March 25, 1986: Sixers retire the microphone of David Zinkoff, the Sixers public address announcer for 22 seasons (1963-85).

Nov. 7, 1986: Sixers retire Bobby Jones jersey No. 24. A member of the 1983 NBA Championship 76ers, Jones played eight of his 10 seasons in the NBA with the Sixers and was named to the NBA All-Defensive First Team in eight consecutive seasons (1977-84).

April 18, 1988: Sixers retire Julius Erving's jersey No. 6. Erving played with the Sixers from 1976-87.

HISTORICAL LOOK AT THE SIXERS

1990

March 18, 1991: Sixers retire Wilt Chamberlain's jersey No. 13. Chamberlain played with the Sixers from 1964-1968.

Dec. 13, 1994: The Sixers post the 2,000th franchise victory over the Miami Heat at the Spectrum.

Feb. 6, 1995: Sixers retire Maurice Cheeks' jersey No. 10. Cheeks played 15 seasons in the NBA, 11 with Philadelphia, and owns the franchise record for career assists (6,212).

April 24, 1996: Comcast-Spectacor purchased the 76ers from Harold Katz.



June 1996: With the first overall pick in the 1996 NBA Draft, the Sixers selected Allen Iverson. In his first season, Iverson set franchise records for rookies in points (1,787), assists (567), field goals (625) and 3-point field goals (155).

Nov. 1, 1996: The Sixers play their first game at the Wells Fargo Center, and fall to the Milwaukee Bucks, 111-103.

Oct. 31, 1997: The Sixers unveil their first major logo change since becoming the 76ers in 1963. The logo modernized the old red and blue logo by adding silver, gold, and black.

April 17, 1998: 21,305 fans set the franchise record for home game attendance at the Wachovia Center as the Sixers play the Chicago Bulls. The Bulls, led by a retiring Michael Jordan won the game 87-80.

2000

March 30, 2001: Sixers retire Charles Barkley's jersey No. 34. Barkley played with the Sixers from 1984-1992.

June 6, 2001: Once again, the Sixers and Lakers meet in the Finals, with L.A. as a heavy favorite. Philly shocked everyone by taking Game 1 in L.A. before losing the series in five. The Sixers became the first team to win four major awards in the same season (MVP: Allen Iverson, Sixth Man of the Year: Aaron McKie, Defensive Player of the Year: Dikembe Mutombo, Coach of the Year: Larry Brown).

May 18, 2005: Allen Iverson is named to All-NBA First Team for the third time in his career, and it is the sixth time he has received All-NBA honors. Iverson won the league's scoring title for the fourth time, joining Wilt Chamberlain (7), Michael Jordan (10) and George Gervin (4) as the only players to accomplish that feat four or more times.

Dec. 19, 2006: Allen Iverson is traded to the Denver Nuggets along with Ivan McFarlin in exchange for Andre Miller, Joe Smith and two first round draft choices.

June 23, 2009: Sixers announce brand relaunch with official logo change.

2010

Sep. 18, 2011: NBA Board of Governors unanimously approves sale of the Philadelphia 76ers to an investment group led by Joshua Harris and David Blitzer.

May 14, 2013: Sixers name Sam Hinki President of Basketball Operations and General Manager

August 14, 2013: Brett Brown is announced as head coach of the Sixers

Mar. 1, 2014 Sixers retire Allen Iverson's No. 3. Iverson played 12 seasons in Philadelphia and scored the second-most points in franchise history

OWNERSHIP & GENERAL MANAGERS

OWNERSHIP TIMELINE

Sept. 18, 2011	Investment group led by Joshua Harris and David Blitzer purchase the 76ers from Comcast-Spectacor.
April 24, 1996	Comcast-Spectacor purchased the 76ers from Harold Katz.
July 1981	Harold Katz buys the 76ers from Fitz Dixon.
May 1976	Fitz Dixon purchased the 76ers from Irv Kosloff.
May 1963	Ike Richman and Irv Kosloff purchase the Syracuse Nationals from Danny Biasone. They move the team from Syracuse to Philadelphia and changed the name.
1946	Danny Biasone, who later invented the NBA's 24-second shot clock, founded the Syracuse Nationals as part of the NBL (National Basketball League). After three seasons in the NBL, the Nationals joined the NBA in 1949.

Danny Biasone

Ike Richman

Fitz Dixon

Harold Katz


Ed Snider
Chairman, Comcast-Spectacor

Joshua Harris
Managing Owner

HISTORY OF 76ERS GENERAL MANAGERS

The 76ers didn't have a general manager after the team debuted in Philadelphia in May 1963. Attorney Ike Richman performed some of the duties of the job between 1963 and 1966, but it wasn't until Jack Ramsay was named to the position in 1966-67 that the team had a GM.

GENERAL MANAGER	TENURE	GENERAL MANAGER	TENURE
Leo Ferris	1949-63	Brad Greenburg	1996-97
Jack Ramsay	1966-67	[No General Manager]	1997-98
Don DeJardin	1970-74	Billy King	1998-2007
Pat Williams	1974-86	Ed Stefanski	2007-2011
John Nash	1986-90	[No General Manager]	2011-12
Gene Shue	1990-92	Tony DiLeo	2012-13
Jim Lynam	1992-94	Sam Hinkie	2013-present
John Lucas	1994-96		

CLUB NICKNAME

The late Walter Stahlberg, of West Collingswood, N.J., won a contest to name the club in 1963. The choice of the club's nickname was announced on Aug. 6, 1963. There were almost 500 different suggestions among the entries and Stahlberg was one of several who picked the 76ers. However his accompanying 25-word explanation was deemed the best by the judges, and he and his wife received an all-expense trip to the West Coast to see the 76ers play San Francisco.

HEAD COACHES YEARLY BREAKDOWN

ALL-TIME 76ERS HEAD COACHES

Coach	First Season	Last Season	No. of Seasons	Regular Season W	Regular Season L	Regular Season PCT	Playoffs W	Playoffs L	Playoffs PCT
Al Cervi[1]	1949-50	1956-57	8	294	201	.594	33	26	.559
Paul Seymour	1956-57	1959-60	4	155	124	.556	9	11	.450
Alex Hannum	1960-61	1962-63	3	127	112	.531	8	10	.444
Dolph Schayes	1963-64	1965-66	3	129	111	.538	9	12	.429
Alex Hannum	1966-67	1967-68	2	130	33	.798	18	10	.643
Jack Ramsay	1968-69	1971-72	4	174	154	.530	5	12	.294
Roy Rubin[2]	1972-73	1972-73	1	4	47	.078	—	—	—
Kevin Loughery	1972-73	1972-73	1	5	26	.161	—	—	—
Gene Shue[3]	1973-74	1977-78	5	157	177	.470	11	11	.500
Billy Cunningham	1977-78	1984-85	8	454	196	.698	66	39	.629
Matt Guokas[4]	1985-86	1987-88	3	119	88	.575	8	9	.471
Jim Lynam	1987-88	1991-92	5	194	173	.529	8	13	.381
Doug Moe[5]	1992-93	1992-93	1	19	37	.339	—	—	—
Fred Carter	1992-93	1993-94	2	32	76	.296	—	—	—
John Lucas	1994-95	1995-96	2	42	122	.256	—	—	—
Johnny Davis	1996-97	1996-97	1	22	60	.268	—	—	—
Larry Brown	1997-98	2002-03	6	255	205	.554	28	30	.483
Randy Ayers[6]	2003-04	2003-04	1	21	31	.404	—	—	—
Chris Ford	2003-04	2003-04	1	12	18	.400	—	—	—
Jim O'Brien	2004-05	2004-05	1	43	39	.524	1	4	.200
Maurice Cheeks[7]	2005-06	2008-09	4	122	147	.454	2	4	.333
Tony DiLeo	2008-09	2008-09	1	32	27	.542	2	4	.333
Eddie Jordan	2009-10	2009-10	1	27	55	.329	—	—	—
Doug Collins	2010-11	2012-13	3	110	120	.478	8	10	.444
Brett Brown	2013-14	—	1	19	63	.232	—	—	—

[1]Cervi started 1956-57 with a 4-8 record before being replaced by Seymour.
[2]Rubin started the 1972-73 season and had a 4-47 record before being replaced by Lougherty.
[3]Shue started 1977-78 with a 2-4 record before being replaced by Cunningham.
[4]Guokas started 1987-88 with a 20-23 record before being replaced by Lynam.
[5]Moe started 1992-93 with a 19-37 record before being replaced by Carter.
[6]Ayers started 2003-04 with a 21-31 record before being replaced by Ford (interim).
[7]Cheeks started 2008-09 with a 9-14 record before being replaced by DiLeo.

HEAD COACHES YEAR-BY-YEAR RESULTS

YEAR	HEAD COACH	Regular Season W	Regular Season L	Regular Season PCT.	Regular Season FINISH	Playoffs W	Playoffs L	Playoffs PCT.
1949-50	Al Cervi	51	13	.797	1st/Eastern	6	5	.545
1950-51	Al Cervi	32	34	.485	4th/Eastern	4	3	.571
1951-52	Al Cervi	40	26	.606	1st/Eastern	3	4	.429
1952-53	Al Cervi	47	24	.662	2nd/Eastern	0	2	.000
1953-54	Al Cervi	42	30	.583	T-2nd/Eastern	9	4	.692
1954-55	Al Cervi	43	29	.597	1st/Eastern	7	4	.636
1955-56	Al Cervi	35	37	.486	3rd/Eastern	4	4	.500
1956-57	Al Cervi	4	8	.333				
	Paul Seymour	34	26	.567	2nd/Eastern	2	3	.400
1957-58	Paul Seymour	41	31	.569	2nd/Eastern	1	2	.333
1958-59	Paul Seymour	35	37	.486	3rd/Eastern	5	4	.556
1959-60	Paul Seymour	45	30	.600	3rd/Eastern	1	2	.333
1960-61	Alex Hannum	38	41	.481	3rd/Eastern	4	4	.500
1961-62	Alex Hannum	41	39	.513	3rd/Eastern	2	3	.400
1962-63	Alex Hannum	48	32	.600	2nd/Eastern	2	3	.400
1963-64	Dolph Schayes	34	46	.425	3rd/Eastern	2	3	.400
1964-65	Dolph Schayes	40	40	.500	3rd/Eastern	6	5	.545
1965-66	Dolph Schayes	55	25	.688	1st/Eastern	1	4	.200
1966-67	Alex Hannum	68	13	.840	1st/Eastern	11	4	.733
1967-68	Alex Hannum	62	20	.756	1st/Eastern	7	6	.538
1968-69	Jack Ramsay	55	27	.671	2nd/Eastern	1	4	.200
1969-70	Jack Ramsay	42	40	.512	4th/Eastern	1	4	.200
1970-71	Jack Ramsay	47	35	.573	2nd/Atlantic	3	4	.429
1971-72	Jack Ramsay	30	52	.366	3rd/Atlantic	---	---	---

HEAD COACHES YEAR-BY-YEAR RESULTS

YEAR	HEAD COACH	Regular Season W	Regular Season L	Regular Season PCT.	Regular Season FINISH	Playoffs W	Playoffs L	Playoffs PCT.
1972-73	Roy Rubin	4	47	.078				
	Kevin Loughery	5	26	.161	4th/Atlantic	---	---	---
1973-74	Gene Shue	25	57	.305	4th/Atlantic	---	---	---
1974-75	Gene Shue	34	48	.415	4th/Atlantic	---	---	---
1975-76	Gene Shue	46	36	.561	T-2nd/Atlantic	1	2	.333
1976-77	Gene Shue	50	32	.610	1st/Atlantic	10	9	.526
1977-78	Gene Shue	2	4	.333				
	Billy Cunningham	53	23	.697	1st/Atlantic	6	4	.600
1978-79	Billy Cunningham	47	35	.573	2nd/Atlantic	5	4	.556
1979-80	Billy Cunningham	59	23	.720	2nd/Atlantic	12	6	.667
1980-81	Billy Cunningham	62	20	.756	T-1st/Atlantic	9	7	.563
1981-82	Billy Cunningham	58	24	.707	2nd/Atlantic	12	9	.571
1982-83	Billy Cunningham	65	17	.793	1st/Atlantic	12	1	.923
1983-84	Billy Cunningham	52	30	.634	2nd/Atlantic	2	3	.400
1984-85	Billy Cunningham	58	24	.707	2nd/Atlantic	8	5	.615
1985-86	Matt Guokas	54	28	.659	2nd/Atlantic	6	6	.500
1986-87	Matt Guokas	45	37	.549	2nd/Atlantic	2	3	.400
1987-88	Matt Guokas	20	23	.465				
	Jim Lynam	16	23	.410	4th/Atlantic	---	---	---
1988-89	Jim Lynam	46	36	.561	2nd/Atlantic	0	3	.000
1989-90	Jim Lynam	53	29	.646	1st/Atlantic	4	6	.400
1990-91	Jim Lynam	44	38	.537	2nd/Atlantic	4	4	.500
1991-92	Jim Lynam	35	47	.427	5th/Atlantic	---	---	---
1992-93	Doug Moe	19	37	.339				
	Fred Carter	7	19	.269	6th/Atlantic	---	---	---
1993-94	Fred Carter	25	57	.305	6th/Atlantic	---	---	---
1994-95	John Lucas	24	58	.293	6th/Atlantic	---	---	---
1995-96	John Lucas	18	64	.220	7th/Atlantic	---	---	---
1996-97	Johnny Davis	22	60	.268	6th/Atlantic	---	---	---
1997-98	Larry Brown	31	51	.378	7th/Atlantic	---	---	---
1998-99	Larry Brown	28	22	.560	3rd/Atlantic	3	5	.375
1999-00	Larry Brown	49	33	.598	3rd/Atlantic	5	5	.500
2000-01	Larry Brown	56	26	.683	1st/Atlantic	12	11	.522
2001-02	Larry Brown	43	39	.524	6th/Atlantic	2	3	.400
2002-03	Larry Brown	48	34	.585	4th/Atlantic	6	6	.500
2003-04	Randy Ayers	21	31	.404				
	Chris Ford	12	18	.400	5th/Atlantic	---	---	---
2004-05	Jim O'Brien	43	39	.524	2nd/Atlantic	1	4	.200
2005-06	Maurice Cheeks	38	44	.463	2nd/Atlantic	---	---	---
2006-07	Maurice Cheeks	35	47	.427	3rd/Atlantic	---	---	---
2007-08	Maurice Cheeks	40	42	.488	3rd/Atlantic	2	4	.333
2008-09	Maurice Cheeks	9	14	.391		---	---	---
	Tony DiLeo	32	27	.542	2nd Atlantic	2	4	.333
2009-10	Eddie Jordan	27	55	.329	4th Atlantic	---	---	---
2010-11	Doug Collins	41	41	.500	3rd Atlantic	1	4	.200
2011-12	Doug Collins	35	31	.530	3rd Atlantic	7	6	.538
2012-13	Doug Collins	34	48	.415	4th Atlantic	---	---	---
2013-14	Brett Brown	19	63	.232	5th Atlantic	---	---	---
TOTALS		**2698**	**2442**	**.525**		**216**	**205**	**.513**

PHILADELPHIA 76ERS UNIFORM HISTORY

1997-2009

1994-97

1991-94

1978-91

1977-78

PRESENT: On Sept. 23, 2009 the Sixers unveiled the latest re-design of their uniform which features the team's new primary "76ers basketball" logo with the red, white and blue color scheme. Trimmed in blue and red, the team will wear white uniforms with blue lettering and red numbers at home. On the road, the team will wear red uniforms, trimmed with blue and white, that feature white lettering and numbers. In the summer of 2010, the uniforms underwent some minor revisions, including blue piping added around the neck and shoulders among other aesthetic details. The Sixers will debut an alternate blue uniform in the 2012-13 season opener.

2007 - 2009: Both the Sixers home and road jerseys underwent a bit of a facelift in the summer of 2007. Influenced by the secondary red road uniform, which was introduced the previous season, the home and road designs featured a refined red taping stretching from the jersey to the shorts. The material itself was also completely overhauled, as the new fabric was adidas clima-cool flatback mesh on the front with open-holed metallic stretchair fabrication on the back and in key venting zones through the front of the shoulders.

2007 - 2009: During the 2006-07 season, the 76ers unveiled a new second road uniform with red as the predominant color accented by the team's other official colors of white, blue, black, silver and gold. Produced by adidas, the jerseys featured a new "PHILA" wordmark across the front in a design similar to the team's primary logo, as well as blue and white stripinng around the V-neck. The red shorts are adorned with the Sixers secondary logo above a blue accent on the side of the left leg.

1999 – 2006: Philadelphia added a new second road uniform during the 1999-00 season. The blue jersey sports a stylish new cut that's full of tradition from the great Sixers teams of the 1960's and 1970's. Trimmed in red and black, the jersey featured the "SIXERS" wordmark on the front with white numbers trimmed in red.

1997 – 2007: Prior to the 1997-98 season, the Sixers unveiled a completely new look including the first major logo change since becoming the Philadelphia 76ers in August of 1963. In keeping with the traditional red and blue, the logo was "modernized" by adding silver, gold and black. For the first time in franchise history, the Sixers wore black uniforms on the

Present Home Uniform

road. Trimmed in red and gold, the jersey that features the word "SIXERS" on the front with white numbers trimmed in red on the back. At home, a white jersey features black numbers trimmed in red.

1994 – 97: This uniform was actually a throwback to the classic Sixers look. Designed by Lucy Loeb, the front featured "SIXERS" in a more ornate block lettering. This garb was white with red and blue trim at home and red with white and blue trim on the road.

1991 – 94: The Sixers uniform was redesigned by Champion Products and was a departure from the classic Sixers uniform. The design featured multicolored stars against a royal blue field that curved up from shorts to the jersey. The background of the away uniform remained red.

1978 – 91: The NBA begins to regulate uniform changes more closely. A rule is installed by the league requiring teams to use an exclusive outfitter and alert the NBA one year in advance of a design change. This

PHILADELPHIA 76ERS UNIFORM HISTORY

1976-77

1971-76

1966-70

1965-66

uniform becomes the Sixers' hallmark, with the numeral surrounded by stars on the shorts. The road color returned to red. The uniforms were manufactured first by Wilson, then by Sand Knit. The 76ers played more games in this uniform (1,066) than any other in the history of the franchise.

1977 – 78: The lettering on the jersey was readjusted, with home uniforms lettered in blue and outlined in white and red, while away uniforms were royal blue with white lettering in red trim.

1976-77: Another one-shot uniform surfaced, this time with a theme. In honor of the Bicentennial, the team turned to the cursive lettering and trim numerals of the 1970-71 season. The new uniforms were designed by Pat Williams, Al Domenico, Billy Cunningham and Sonder Levitt Advertising.

1971-76: SonderLevitt Advertising designed a uniform that had a much longer lifespan than its predecessor. With the new art deco-like lettering, the uniforms retained the star-inset blue side stripe, a graphic element that remained a feature through the 70's. Away uniforms were royal blue with white side stripes and stars.

1970-71: With its red-in-blue and cursive lettering, the Sixers next official home uniform (the old red garb was retained for away games), did not please Sixers suppliers. Midseason trades meant impossible turnaround times for these custom-sewn, flowing script uniforms. In the middle of the season a switch is made and "Seventy Sixers", in script, replaces "PHILA" on the front of the uniform.

1966-70: The Sixers went to the straightforward look during their first championship run. Simple block letters with the traditional "PHILA" on the front replaced the star-spangled banner look. Road uniforms became red with blue lettering and white trim.

1965-66: A two-tone uniform with a high waistband and long, baggy trunks was introduced. The players considered it flashy and uncomfortable to play in and it was abandoned after one season.

1963-65: The Sixers opened their run in Philadelphia with a Betsy Ross-inspired uniform (below). Adorned with a circle of stars on both the shorts and the back of the jersey surrounding the player's number, the stars quickly became a hallmark of the Sixers uniforms. The road uniform was dark blue with red lettering and numbers. Midway through the '64-65 season the style of the letters and numbers was changed.



1963-65

UNIFORM NUMBERS (SINCE 1963-64)

★0★
Orlando Woolridge 93-94
Alvin Jones 01-02
Amal McCaskill 03-04
Jeremy Pargo 12-13
Darius Johnson-Odom 13-14

★00★
Eric Montross 97-98
Benoit Benjamin 97-99
Spencer Hawes 10-14

★1★
Wes Matthews 83-84
Scott Brooks 88-90
B.J. (Brandon Joe) Tyler 94-95
Tim Thomas 97-99
Samuel Dalembert 01-10
Nick Young 12-13
Michael Carter-Williams 13-14

★2★
Moses Malone 82-86, 93-94

★3★
Fred Carter 71-77
Bernard Toone 79-80
Russ Schoene 82-83
Sedale Threatt 83-87
David Henderson 87-89
Tony Harris 90-91
Greg Grant 91-93
Dana Barros 93-95
Greg Grant 95-96
Allen Iverson 96-07; 09-10

★4★
Dolph Schayes 63-64
Marlon Redmond 78-79
Clint Richardson 79-85
Cliff Robinson 86-89
Andre Turner 90-91
Sharone Wright 94-96
Michael Cage 96-97
Rick Mahorn* 98-99
Pepe Sanchez 00-01
Keith Van Horn 02-03
Andre Iguodala* 04-05
Chris Webber 04-07
Kareem Rush 08-09
Tony Battie 10-12
Dorell Wright 12-13
Nerlens Noel 13-14

★5★
Paul Neumann 63-65
Tom Van Arsdale 72-75
Corey Gaines* 94-95
Elmer Bennett 95-96
Scott Skiles 95-96
Kevin Ollie 99-00; 00-01
Vonteego Cummings 01-02
Monty Williams 02-03
Kedrick Brown 04-05
Michael Bradley* 05-06
Andres Nocioni 10-12
Arnett Moultrie 12-14

★6★
Perry Warbington 74-75
Julius Erving 76-87

★7★
Toby Kimball 73-74
Mitchell Anderson 82-83
Lanard Copeland 90-91
Sean Green 93-94
Richard Dumas 95-96
Mark Davis 96-98
Toni Kukoc 99-01
Roshown McLeod 00-01
Ira Bowman* 01-02
John Salmons 02-06
Andre Miller 06-09
Primoz Brezec 09-10
Sam Young 11-12
Royal Ivey* 12-13
Darius Morris 13-14
Lorenzo Brown 13-14
Darius Thomas 13-14

★8★
Marc Iavaroni 82-85
Michael Young 85-86
Pete Myers 88-89
Corey Gaines* 89-90
Mario Elie 90-91
Alfonso Ford 94-95
Trevor Ruffin 95-96
Aaron McKie 97-05
Joe Smith 06-07
Donyell Marshall 08-09
Francisco Elson* 09-10
Nik Vucevic 11-12
Damien Wilkins 12-13
Tony Wroten 13-14

★9★
Lionel Hollins 79-82
Perry Moss 85-86
Willie Burton 94-95
Sean Higgins 95-96
Doug Overton* 96-97
Joe Smith 97-98
George Lynch 98-01
Derrick McKey 01-02
Mark Bryant 02-03
Kenny Thomas 02-05
Andre Iguodala* 05-12
James Anderson 13-14

★10★
John Kerr 63-65
Don Smith 74-75
Mike Dunleavy 76-78
Maurice Cheeks 78-89

★11★
Fred Crawford 70-71
Fred Boyd 72-76
Caldwell Jones 76-82
Leo Rautins 83-84
Voise Winters 85-86
Bob McAdoo 85-86
Jim Lampley 86-87
Jim Rowinski 88-89
Manute Bol 90-94
Kevin Pritchard 94-95
Vernon Maxwell ..... 95-96; '00
Doug Overton* 97-99
Ira Bowman* 99-00
Raja Bell 01-02
Todd MacCulloch* 02-04
Bobby Jones 06-07
Gordan Giricek 07-08
Jrue Holiday 09-13
Eric Maynor 13-14

★12★
Bob Weiss 65-67
Jim Reid 67-68
John Green 67-69
Jim Washington 69-72
Ted McClain 77-78
George Johnson 84-85
Clarence Carter 85-86
Lloyd (World) Free* 86-87
Gerald Henderson 87-89
Johnny Dawkins 89-94
Anthony Parker 97-99
Bruce Bowen 99-00
Speedy Claxton 00-02
Kenny Satterfield 02-03
Kevin Ollie* 04-08
Royal Ivey* 08-10
Evan Turner 10-14
James Nunnally 13-14

★13★
Wilt Chamberlain 64-68
David Wohl 71-72

★14★
Ben Warley 63-66
Matt Goukas 66-71
Dexter Shouse 89-90
Larry Cannon 73-74
Henry Bibby 76-80
Franklin Edwards 81-84
Steve Colter 86-88
Dexter Shouse 89-90
Ricky Green 90-91
Jeff Hornacek 92-94
Jeff Grayer 94-95
Mark Hendrickson 96-97
Nazr Mohammed 98-01
Efthimios Rentzias 02-03
Corliss Williamson 04-05
Jason Smith 07-10
Justin Holiday 12-13
Shelvin Mack 12-13

★15★
Hal Greer 63-73

★16★
George Wilson 68-70
Bailey Howell 70-71
Marreese Speights 08-11
Francisco Elson* 11-12

★17★
Albert King 87-88
Charles Shackleford 91-93
Casper Ware 13-14

★18★
Darrell Imhoff 68-70
Ollie Johnson 80-82
Derek Smith 88-90
Maalik Wayns 12-13

★20★
Dave Gambee 63-67
Ron Filipek 67-68
Craig Raymond 68-69
Fred Hetzel 69-70
Dennis Awtrey 70-73
Doug Collins 73-81
Leon Wood 84-86
Danny Vranes 86-88
Ron Anderson 88-93
Michael Curry 93-94
Greg Graham 93-96
Greg Sutton 95-96
Frank King 96-97
Marko Milic 97-98
Eric Snow 97-04
Louis Amundson 06-08
Jodie Meeks 09-12
Brandon Davies 13-14

** Wore two Different Numbers*

UNIFORM NUMBERS (SINCE 1963-64)

★21★
Larry Costello 63-65, 66-68
Archie Clark 68-71
Lloyd (World) Free* 75-78
Kenny Payne 89-93
Derrick Alston 94-96
Joe Courtney 96-97
Larry Hughes 98-00
Matt Harpring 01-02
Greg Buckner 02-04
Matt Barnes 05-06
Thaddeus Young 07-14

★22★
Jerry Greenspan 63-65
Lee Shaffer 63-64
Larry Jones 64-65
Jesse Branson 65-66
Kevin Loughery 71-73
Larry Jones 73-74
Coniel Norman 74-76
Eric Money 78-80
Andrew Toney 80-88
Jim Farmer 90-91
Jim Jackson 97-98
Brian Shaw 97-98
Antonio Daniels 10-11

★23★
Hubie White 63-64
Steve Courtin 64-65
Bill Bridges 71-73
Joe Bryant 75-79
Charles Jones 83-84
Bruce Kuczewski 83-84
Terry Catledge 85-86
Roy Hinson 86-88
Bob Thornton 87-91
Mitchell Wiggins 91-92
Tim Perry 92-96
Rex Walters 95-98
Rodney Buford 00-01
Tim James 01-02
Josh Davis 04-05
Louis Williams 05-12
Jason Richardson 12-14

★24★
Al Bianchi 63-66
Wali Jones 65-71, 75-76
Jerry Baskerville 75-76
Bobby Jones 78-86

★25★
Chet Walker 63-69
Dave Scholz 69-70
Fred Foster 70-72
Luther Green 72-73
Leroy Ellis 72-76
Earl Cureton 80-83
Kenny Green 85-87
David Wingate 86-89
Tharon Mayes 91-92
Jeff Malone 93-96
Don MacLean 96-97
Tom Chambers 97-98
Jerald Honeycutt 98-99
Damone Brown 01-02
Marc Jackson 03-05
Rodney Carney 06-08; 09-10
Darius Songaila 10-11
Xavier Silas 11-12
Elliot Williams 13-14

★26★
Connie Dierking 63-65, 70-71
Gerry Ward 65-66
Shaler Halimon 68-69
Cliff Anderson 70-71
Al Henry 70-72
Manny Leaks 72-73
Walt Wesley 74-75
John Tschogl 74-75
Kyle Korver 03-07

★28★
Billy Melchionni 66-68
Bud Ogden 69-71
Rod Freeman 73-74
Andrew Lang 92-93

★30★
George McGinnis 75-78
Al Skinner 78-80
Vincent Askew 87-88
Lewis Lloyd 89-90
Alaa Abdelnaby 94-95
Jaren Jackson 94-95
Trevor Wilson 95-96
Tony Massenburg 95-96
Lucious Harris 96-97
Casey Shaw 98-99
Billy Owens 99-00
Stevin Smith 06-07
Reggie Evans 07-10
Dewayne Dedmon` 13-14
Byron Mullens 13-14

★31★
Mel Counts 72-73
John Q. Trapp 72-73
Mark McNamara 82-83
Steve Hayes 84-85
Mark McNamara 86-88
Shelton Jones 88-89
Jay Vincent 89-90
Brian Oliver 90-92
Glenn Robinson 03-04
Michael Bradley* 04-05
Zendon Hamilton* 05-06
Ivan McFarlin 06-07
Charles Jenkins 12-13

★32★
Billy Cunningham 65-72; 74-76
Charles Barkley* 91-92

★33★
Ken Durrett 74-75
Jim Barnett 76-77
Reggie Johnson 82-83
Sam Williams 83-85
Paul Thompson 85-86
Hersey Hawkins 88-93
Darrin Hancock 98-99
Jumaine Jones 99-01
Willie Green 03-10
Craig Brackins 10-12
Andrew Bynum 12-13
Daniel Orton 13-14

★34★
John Block 72-73
Don May 72-74
Clyde Lee 74-76
Glenn Mosley 77-78
Jim Sparnarkel 79-80
Charles Barkley* 84-91
Terry Cummings 97-98

★35★
Art Heyman 65-66
Dave Sorenson 72-73
Armon Gilliam 90-93
Clarence Weatherspoon 92-98
Art Long 02-03
Deng Gai 05-06
Herbert Hill 07-08
Henry Sims 13-14

★36★
Jake Jones 71-72
Mike Price 72-73

★40★
Tim McCormick 86-88
Kurt Nimphius 89-90
Dave Hoppen 90-92
Bill Edwards 93-94
Jerome Harmon 94-95
Mike Brown 95-96
Tyrone Hill 98-01; 02-03
Corie Blount 01-02
Jarvis Varnado 13-14

★41★
Greg Stokes 85-86
LaSalle Thompson 95-96
Kebu Stewart 97-98
Antonio Lang 99-00
Jabari Smith 01-02

★42★
Jeff Halliburton 72-73
Luther Rackley 73-74
Harvey Catchings 74-79
Mike Bantom 81-82
Mike Gminski 87-91
Jerry Stackhouse 95-97
Zendon Hamilton* 03-04
Theo Ratliff* 97-01
Shavlik Randolph 05-08
Elton Brand 08-12

★43★
Jeff Ruland 86-87, 91-92
Warren Kidd 93-94

★44★
Allen Bristow 73-75
Ralph Simpson 78-79
Monti Davis 80-81
Chris Welp 87-89
Rick Mahorn* 89-91
Lloyd Daniels 94-95
Derrick Coleman 95-98, 01-04
Harvey Grant 98-99
Alan Henderson 06-07

★45★
Bob Rule 71-73
Michael Ansley 91-92
Eddie Lee Wilkins 92-93
Eric Leckner 93-94
Adrian Caldwell 96-97
Steven Hunter 05-07

** Wore two Different Numbers*

UNIFORM NUMBERS (SINCE 1963-64)

★50★

Lenny Chappell 63-64
Steve Mix 73-82
Robert Reid 90-91
Issac Austin 93-94
Mark Bradtke 96-97
Will Cunningham 97-98
Todd MacCulloch* 99-01
Sam Clancy 02-03
Theo Ratliff* 08-09
Lavoy Allen 11-14

★51★

Michael Ruffin 01-02

★52★

Wilson Washington 77-78
Matt Geiger 98-01
Calvin Booth 07-08

★53★

Darryl Dawkins 75-82
Stanley Roberts 99-00

★54★

Luke Jackson 64-72
Dale Schleuter 72-73
Ben Coleman 87-89
Ed Pinckney 95-96
Brian Skinner 02-03; 04-05
Rodney Rogers 04-05
Lee Nailon 05-06
Kwame Brown 12-13

★55★

Jayson Williams 90-92
Thomas Jordan 92-93
Scott Williams 94-99
Dikembe Mutombo 01-02

★72★

Jason Kapono 09-11

★76★

Shawn Bradley 93-96

** Wore two Different Numbers*

DRAFT HISTORY

1950

Lou Arko ..... Akron
Gerry Calabrese ..... St. John's
Stan Christie ..... USC
Bob Healey ..... Georgia
Paul Hickey ..... Denver
Don Lofgran ..... San Francisco
Paul Merchant ..... Oklahoma
Bob Savage ..... Syracuse
Makc Suprunowicz ..... Michigan
Glenn Wilkes ..... Mercer

1951

Glen Anderson ..... Colorado A&M
Bato Govedarica ..... DePaul
Paul Horvath ..... North Carolina State
Tom Jockle ..... Syracuse
Ray Kirkwasser ..... Ithaca
John McConathy ..... NW Louisiana
Roy Reardon ..... St. Francis (N.Y.)
Don Savage ..... LeMoyne
Bob Wheeler ..... Idaho

1952

Jim Brasco ..... New York University
Bud Donnelly ..... La Salle
Jim Kennedy ..... Duquesne
Bob Luchmueller ..... Louisville
Ken McBride ..... Maryland State
Harry Moore ..... West Virginia
Bob Roche ..... Syracuse

1953

Al Bailey ..... Duquesne
Garrett Beshear ..... Murray State
Glen Dille ..... Tulsa
Joe Hughes ..... Denver
Bill Hull ..... Utah State
Bill Jenkins ..... LeMoyne
Bill Kenville ..... St. Bonaventure
Dick Knostman ..... Kansas State
Andy McGowan ..... Manhattan
Gerald Nappy ..... Georgetown
James Neal ..... Wofford
Warren Shockleford ..... Tulsa

1954

Mel Besdin ..... Syracuse
Jack Davidson ..... UCLA
Dick Farley ..... Indiana
Fletcher Johnson ..... Duquesne
John Kerr ..... Illinois
Gus Levett ..... Franklin & Marshall
Don McLane ..... Duquesne
Norman Pott ..... Wheaton
Paul Pottenburgh ..... Siena
Jim Tucker ..... Duquesne

1955

Ed Conlin ..... Fordham
Mal Duffy ..... St. Bonaventure
Cliff Dwyer ..... North Carolina State
Frank Ehmann ..... Northwestern
Ed Galvin ..... Loyola (La.)
Stan Glowaski ..... Seattle
Russ Lawler ..... Stanford
Jack Sallee ..... Dayton
Marty Satalino ..... St. John's
Don Schlundt ..... Indiana
Ron Tomsic ..... Stanford

1956

Forest Able ..... Western Kentucky
Willie Bergines ..... West Virginia
Milt Graham ..... Colgate
Harvey Halbrook ..... Oregon State
Joe Holup ..... George Washington
Bob Hopkins ..... Grambling
Paul Judson ..... Illinois
Dick Julio ..... New Bedford State
Dick Kenyon ..... LeMoyne
Jim McLaughlin ..... St. Louis
Jim Ray ..... Toledo
Jess Roh ..... Idaho State
Chuck Rolles ..... Cornell
Chester Webb ..... Georgia St. Teachers

** Early draft records are incomplete, so until 1956 players are listed alphabetically.*

Beginning in 1957, the draft is recorded round-by-round. To enable teams to take advantage of the regional popularity of college stars, they were given the option of forfeiting their first-round pick and instead selecting, before the start of the draft, a player from the franchise's immediate georgraphical area. These "territorial picks," as they were know, are not factored in to the overall selection count of the draft. The territorial option was in effect through 1965.

1957

RD	PICK	PLAYER	FROM
1	7	George Bon Salle	Illinois
2	15	Jim Morgan	Louisville
3	23	Vince Cohen	Syracuse
4	31	Jerry Mallett	Baylor
5	39	Frank Nimmo	Cincinnati
6	47	Lyndon Lee	Oklahoma City
7	54	Dick Gaines	Seton Hall
8	61	Cebe Prince	Marshall
9	68	Jim Brown	Syracuse
10	74	Jack Nichols	Colgate
12	81	Jim Weeks	New York Tech

1958

RD	PICK	PLAYER	FROM
1	6	Connie Dierking	Cincinnati
2	14	Hal Greer	Marshall
3	21	John Nacincik	Maryland
4	29	Tommy Kearns	North Carolina
5	37	Fred Grim	Arkansas
6	45	Jack Mimitz	St. Louis
7	53	Pete Tillotson	Michigan
8	61	Ruel Tucker	Rockhurst (Mo.)

1959

RD	PICK	PLAYER	FROM
1	4	Dick Barnett	Tennessee State
2	11	Gene Tormohlen	Tennessee
3	19	Jon Cincebox	Syracuse
4	27	Paul Neumann	Stanford
5	35	Roger Taylor	Illinois
6	43	Bob Dalton	California
7	51	Darnell Haney	Navy

1960

RD	PICK	PLAYER	FROM
1	5	Lee Shaffer	North Carolina
2	13	Wilbur Trosch	St. Francis (Pa.)
3	21	Joe Roberts	Ohio State
4	29	Carl Cole	Eastern Kentucky
5	37	Jim Mudd	North Texas State
6	45	Herschell Turner	Nebraska
7	53	Bernie Kauffman	Kentucky
8	60	Don Lynch	LeMoyne
9	67	Bernie Findlay	San Diego State

DRAFT HISTORY

1961

RD	PICK	PLAYER	FROM
1	6	Ben Warley	Tennessee State
2	14	Chris Smith	Virginia Tech
3	28	Charles Osborne	Western Kentucky
4	37	Henry Whitney	Iowa State
5	46	Don Jacobson	South Dakota
6	55	Billy Joe Price	New Mexico St.
7	64	Roger Newman	Kentucky
8	73	Dave Mills	Seattle
9	81	Rex Tippitt	Grambling
10	88	Pete Chudy	Syracuse
11	96	Dick Sammons	LeMoyne

1962

RD	PICK	PLAYER	FROM
1	4	Len Chappell	Wake Forest
2	12	Chet Walker	Bradley
3	21	Porter Meriwether	Tennessee St.
4	30	Bob McCully	St. Bonaventure
5	39	John Windsor	Stanford
6	48	Larry Van Eman	Wichita State
7	57	Bob Sharpenter	Georgetown
8	65	Jerry Harkness	Loyola (Ill.)
9	74	Vince Brewer	Iowa State

1963

RD	PICK	PLAYER	FROM
1	6	Tom Hoover	Villanova
2	15	Hershell West	Grambling
3	24	Jerry Greenspan	Maryland
4	33	Ray Flynn	Providence
5	42	Tony Cerkvenik	Arizona State
6	51	Vince Brewer	Iowa State
7	60	Bill Brown	Howard Payne

1964

RD	PICK	PLAYER	FROM
1	4	Lucious Jackson	Pan Am.
2	11	Ira Harge	New Mexico
3	20	Larry Jones	Toledo
4	29	Frank Corace	LaSalle
5	38	Lou Skurcenski	Westminster
6	47	Rick Kaminski	Yale
7	56	Gordon Hatton	Dayton
8	65	Bob Pelkington	Xavier
9	73	Jim Brennan	Clemson
10	80	Wylie Briggs	NC A&T
11	87	Tom Lowry	West VA
12	91	Julius Myers	Morris-Brown

1965

RD	PICK	PLAYER	FROM
1	4	Billy Cunningham	UNC
2	9	Jesse Branson	Elon
3	18	Bob Weiss	Penn State
4	27	Henry Finkel	Dayton
5	36	Richie Moore	Villanova
6	45	Mitch Edwards	Pan American
7	54	John Young	Midwestern
8	62	Bob Barnek	St. Bonaventure
9	69	Gene West	Drake
10	75	Dean Church	SW Louisiana
11	81	Curt Fromal	LaSalle
12	87	Dan Anderson	Augsburg
13	92	Rich Parks	Tulsa
14	97	Jack Morgenthal	Houston
15	101	James Pitts	Georgia
16	105	Larry Rafferty	Fairfield

1966

RD	PICK	PLAYER	FROM
1	9	Matt Goukas	St. Joseph's
2	19	Bill Melchionni	Villanova
3	29	Don Freeman	Illinois
4	39	Ken Wilburn	Central State
5	49	Tom Duff	St. Joseph's
6	59	Austin Robbins	Tennessee
9	83	Pat Caldwell	Rockhurst
10	90	Bob Bedell	Stanford

1967

RD	PICK	PLAYER	FROM
1	12	Craig Raymond	BYU
5	53	Jim Reid	Winston-Salem
6	65	Tim Powers	Creighton
7	77	Frank Card	S. Carolina State
8	89	Jim Connelly	Virginia
9	100	Ron Filipek	Tenn. Tech
10	111	Butch Erwin	Niagara
11	121	Ted Campbell	NC A&T
12	131	Hubie Marshall	LaSalle
13	139	George Mack	NC A&T
14	145	W. Brabender	Minn(Morris)
15	151	Sherman Dillard	Tulsa
16	156	Warren Chapman	W. Kentucky
17	159	Gary Paulk	Oklahoma State

1968

RD	PICK	PLAYER	FROM
1	14	Shaler Halimon	Utah State
5	62	Larry Miller	North Carolina
6	76	Chuck Williams	Colorado
7	90	Bill Jones	Fairfield
8	104	Melvin Jones	Albany State
9	118	Clarence Brookins	Temple
10	132	Greg Cisson	Rider
11	145	Billy Soens	Miami
12	158	Ted Campbell	NC A&T
13	170	Earl Seyferth	Kansas State
14	181	Tom Youngdale	Davidson
15	189	George Mack	NC A&T
16	197	Joe Crews	Villanova
17	203	Nate Ware	Tennessee State

1969

RD	PICK	PLAYER	FROM
1	13	Bud Ogden	Santa Clara
2	28	Willie Taylor	Lemoyne
3	42	Mike Grosso	Louisville
4	56	Dave Scholz	Illinois
5	70	Joe Cromer	Temple
6	84	John Jones	Villanova
7	98	Dave Hamilton	WV State
8	112	Jim Bowles	Trinity (Texas)
9	126	Larry Lewis	St. Francis (Pa.)
10	140	Bill Justus	Tennessee
11	154	Bruce Sloan	Kansas
12	167	Roland Taylor	LaSalle

DRAFT HISTORY

1970

RD	PICK	PLAYER	FROM
1	12	Al Henry	Wisconsin
3	46	Dennis Awtrey	Santa Clara
4	63	Dan Crenshaw	Ala. State
5	80	Perry Wallace	Vanderbilt
6	97	Jerry Venable	Kansas State
7	114	Carl Poole	Textile
8	112	Fran O'Hanlon	Villanova
9	148	Mike Hauer	St. Joseph's
10	165	Gordon Stiles	American
11	180	Dave Whitley	Tufts

1971

RD	PICK	PLAYER	FROM
1	12	Dana Lewis	Tulsa
2	33	Marvin Stewart	Nebraska
3	46	Dave Wohl	Penn
4	63	Erwin Johnson	Augusta
5	80	Richard Hood	Phillips
6	97	Jake Jones	Assumption
7	114	Curtis Ford	NE Okla. State
8	131	Barry Yates	Maryland
9	147	Tom Lee	Arizona
10	163	Jim Dinwiddle	Kentucky
11	178	Dana Pagett	USC
12	191	Ken Kowall	Ohio
13	203	Hank Commodore	NW Okla.

1972

RD	PICK	PLAYER	FROM
1	5	Fred Boyd	Oregon State
3	36	Charlie Tharp	Bellhaven
4	52	Marshall Wingate	Niagara
5	69	Joe Bynes	Ark. A,M&N
6	85	John Glover	Wiley
7	103	Curtis Pritchett	St. Aug.
8	118	Jim Kopp	Rockhurst
9	135	Rod Murray	LA State
10	147	Gary Watson	Wisconsin

1973

RD	PICK	PLAYER	FROM
1	1	Doug Collins	Illinois State
1	4	*Mike Bantom	St. Joseph's
1	18	Raymond Lewis	LA State
2	21	Allan Bristow	Va. Tech
2	22	George McGinnis	Indiana
2	32	Caldwell Jones	Albany St.
4	53	Darryl Minnifield	New Mexico
5	70	Reggie Royals	Fla. State
6	87	Sterling Wright	Lincoln
7	104	James Greene	KY Wesleyan
8	121	Dave Langston	Drake
9	138	Harold Catchings	Har-Sim
10	152	Abe Steward	Jacksonville
11	166	Rod Freeman	Vanderbilt
12	175	Connie Warren	Xavier
13	183	Jim Crawford	LaSalle
14	189	Ernie Johnson	Michigan
15	194	Lionel Harris	Cincinnati
16	199	Larry Robinson	Tennessee
17	203	Tony Prince	St. John's

** Disallowed*

1974

RD	PICK	PLAYER	FROM
1	2	Marvin Barnes	Providence
2	19	Don Smith	Dayton
3	37	Coniel Norman	Arizona
3	42	Harvey Catchings	Har-Sim
4	55	Lawyer Taylor	Jacksonville
5	73	Gary Crowthers	Har-Sim
6	91	Mike Westra	USC
7	109	Dave Stoczynski	Gannon
8	127	Jimmy Powell	MTSU
9	145	Perry Warbington	Ga. Southern
10	162	Larry Witherspoon	Towson

1975

RD	PICK	PLAYER	FROM
1	5	Darryl Dawkins	Evans HS
2	23	Lloyd Free	Guilford
3	39	Jim Baker	Hawaii
3	41	Charles Cleveland	Alabama
4	59	Louis Dunbar	Houston
5	77	Ken Tyler	Gonzaga
6	95	Ken Alston	Valdosta State
7	113	Mike Flynn	Kentucky
8	131	Freeman Blade	E. Montana
9	148	Larry Haralson	Drake
10	164	Rick Reed	Azusa Pacific

1976

RD	PICK	PLAYER	FROM
1	12	Terry Furlow	Mich. State
2	---	*Melvin Bennett	Pitt.
3	47	Ron Norwood	DePaul
4	64	Freeman Blade	E. Montana
5	81	Jeff Brown	Missouri Western
6	99	Mike Dunleavy	S. Carolina
7	117	Phil Walker	Millersville
8	135	Lee Dixon	Hardin-Simmons
9	152	James Williams	Austin-Peay
10	168	Ed Stefanski	Penn

**Chosen in supplementary draft of ABA players*

1977

RD	PICK	PLAYER	FROM
1	20	Glenn Mosley	Seton Hall
2	25	Wilson Washington	Old Dominion
2	42	Robert Elliott	Arizona
2	43	Herman Harris	Arizona
3	65	Arnold Dugger	Oral Roberts
4	86	Jeff Jonas	Utah
5	108	Teko Wynder	Tulsa
6	129	George Gibson	Winston-Salem
7	49	Dennis Forrest	Nebraska
8	68	John Olive	Villanova

1978

RD	PICK	PLAYER	FROM
2	36	Maurice Cheeks	W. Tex. St.
2	43	Glenn Hagan	St. Bon.
4	87	Brett Vroman	UNLV
5	107	Mark Haymore	UMass
6	130	Osborne Lockhart	Minnesota
7	151	Anthony Murray	Alabama
8	169	Allan Cunningham	Colorado St.
10	201	Dennis James	Widener

DRAFT HISTORY

RD	PICK	PLAYER	FROM
1979			
1	16	Jim Spanarkel	Duke
2	36	Clint Richardson	Seattle
2	37	Bernard Toone	Marquette
3	58	Earl Cureton	Detroit
4	83	Mike Niles	CS (Fullerton)
5	103	Carl McPipe	Nebraska
6	136	Dan Hartshorne	Oregon
7	142	Bobby Willis	Penn
8	163	Rick Raivio	Portland
9	180	Coby Leavitt	Utah
10	198	Keith McCord	UAB
1980			
1	8	Andrew Toney	SW Louisiana
1	21	Monti Davis	Tennessee State
2	44	Clyde Austin	NC State
3	67	Reggie Gaines	Winston-Sal. St.
4	85	Billy Bryant	W. Kentucky
4	90	Harold Hubbard	Savannah St.
5	113	Jim Swaney	Toledo
6	136	Donald Cooper	St. Augustine's
7	159	Richard Smith	Weber State
8	177	Martin Lemelle	Grambling
9	198	Luke Griffin	St. Joseph's
10	213	Joe Hand	King's (Pa.)
1981			
1	22	Franklin Edwards	Cleveland St.
2	46	Vernon Smith	Texas A&M
3	68	Ernest Graham	Maryland
4	92	Rynn Wright	Texas A&M
5	114	Steve Craig	BYU
6	138	Mike Thomas	North Park
7	160	John Crawford	Kansas
8	183	Frank Gilroy	St. John's
9	202	Ron Wister	Temple
10	223	Pete Mullenberg	Delaware
1982			
1	22	Mark McNamara	Cal
2	36	Mitchell Anderson	Bradley
2	45	Russ Schoene	Tenn.-Chattanooga
3	68	Dale Solomon	Va. Tech
4	74	Bruce Atkins	Duquesne
5	114	Donald Mason	Fresno State
6	137	Kevin Boyle	Iowa
7	160	Keith Hilliard	SW Missouri
8	183	Donald Seals	Jackson State
9	204	George Melton	Cheyney State
10	224	Randy Burkert	Drexel
1983			
1	17	Leo Rautins	Syracuse
2	47	Ken Lyons	N. Texas State
3	64	Claude Riley	Texas A&M
3	70	Dan Ruland	James Madison
4	74	Kalpatrick Wells	Miss. State
4	93	Craig Robinson	Princeton
5	116	Mike Milligan	Tenn. State
6	139	Sedale Threatt	WV Tech
7	162	Tony Bruin	Syracuse
8	184	Gordon Austin	American
9	206	Charles Fischer	JMU
10	228	Norm Horvitz	Phila. Phar.
1984			
1	5	Charles Barkley	Auburn
1	10	Leon Wood	Cal State (Full.)
1	22	Tom Sewell	Lamar
3	48	James Banks	Georgia
3	68	Earl "Butch" Graves	Yale
4	91	Earl Harrison	Morehead St.
5	114	Dan Federmann	Tennessee
6	137	Gary Springer	Iona
7	160	Richard Congo	Drexel
8	183	Frank Dobbs	Villanova
9	205	Mike Mitchell	Drexel
10	227	Martin Clark	Boston College
1985			
1	21	Terry Catledge	South Alabama
2	33	Greg Stokes	Iowa
2	44	Voise Winters	Bradley
3	67	Steve Black	LaSalle
4	90	Derrick Gervin	Texas-SA
5	113	Carl Wright	SMU
6	136	Daryl Lloyd	Drake
7	159	Jaye Andrews	Bucknell
1986			
2	44	David Wingate	Georgetown
3	56	Keith Colbert	Virginia Tech
3	67	Ron Rowan	St. John's
4	90	Wes Stallings	ETSU
5	113	Kevin Holmes	DePaul
6	136	Andre McCloud	Seton Hall
7	159	Dan Palombizio	Ball State
1987			
1	16	Chris Welp	Washington
2	39	Vincent Askew	Memphis State
2	43	Andrew Kennedy	Virginia
3	57	Hansi Gnad	Alaska-Anchorage
3	62	Eric Riggins	Rutgers
4	85	Brian Rahilly	Tulsa
5	108	Frank Ross	American
6	131	Tracy Foster	UAB
7	154	Eric Semisch	West Virginia
1988			
1	3	Charles Smith	Pittsburgh
2	31	Everette Stephens	Purdue
3	57	Herman Montenegro	LSU
1989			
1	19	Kenny Payne	Louisville
2	44	Reggie Cross	Hawaii
2	54	Toney Mack	Georgia
1990			
2	32	Brian Oliver	Georgia Tech.
2	47	Derek Strong	Xavier (Ohio)
1991			
2	44	Alvaro Teheran	Houston
1992			
1	9	Clarence Weatherspoon	So. Miss.

DRAFT HISTORY

RD	PICK	PLAYER	FROM
1993			
1	2	Shawn Bradley	Brigham Young
2	32	Alphonso Ford	Miss. Valley State
1994			
1	6	Sharone Wright	Clemson
1	20	B.J. Tyler	Texas
2	33	Derrick Alston	Duquesne
1995			
1	3	Jerry Stackhouse	North Carolina
1996			
1	1	Allen Iverson	Georgetown
2	31	Ryan Minor	Oklahoma
2	32	Mark Hendrickson	Washington State
2	48	Jamie Feick	Michigan State
1997			
1	2	Keith Van Horn	Utah
2	34	Marko Milic	Slovenia
2	36	Kebu Stewart	Cal-Bakersfield
2	37	James Collins	Florida State

NOTE: Traded Van Horn, Michael Cage, Lucious Harris and Don MacLean to New Jersey for Tim Thomas (7th overall), rights to Anthony Parker, Jim Jackson and Eric Montross.

1998			
1	8	Larry Hughes	St. Louis
2	37	Casey Shaw	Toledo

NOTE: Acquired draft rights to Nazr Mohammed (29th overall) from Utah for a future first round pick.

1999			
2	47	Todd MacCulloch	Washington

NOTE: Acquired draft rights to Jumaine Jones (27th overall) from Atlanta in exchange for a future first round pick.

2000			
1	20	Craig 'Speedy' Claxton	Hofstra
2	48	Mark Karcher	Temple
2001			
1	26	Samuel Dalembert	Seton Hall
2	37	Damone Brown	Syracuse
2	57	Alvin Jones	Georgia Tech
2002			
1	16	Jiri Welsch	Slovenia
2	45	Sam Clancy	USC*

NOTE: Traded Welsch to Golden State in exchange for future protected first round pick and regained 2005 first round pick. Also acquired John Salmons (26th overall), Mark Bryant and draft rights to Randy Holcomb from San Antonio for Speedy Claxton. Also traded their second round pick along with a 2006 second round pick to Atlanta for rights to Efthimios Rentzias (23rd pick in 1996).

2003			
2	50	Paccelis Morlende	France*

NOTE: Traded Morlende and cash considerations to Seattle for Willie Green (41st overall). Also acquired Kyle Korver (51st overall) from New Jersey for cash considerations.

2004			
1	9	Andre Iguodala	Arizona
2005			
2	45	Louis Williams	South Gwinnett HS (Ga.)
2006			
1	13	Thabo Sefolosha	Switzerland*

NOTE: Traded Sefolosha to Chicago for Rodney Carney (16th overall selection), a 2007 second round pick and cash considerations. Also acquired Bobby Jones (37th overall) from Minnesota in exchange for the 76ers second round pick in 2007 and cash considerations. Acquired Edin Bavcic (56th overall) from Toronto in exchange for cash considerations.

2007			
1	12	Thaddeus Young	Georgia Tech
1	21	Daequan Cook	Ohio State*
1	30	Petteri Koponen	Finland*
2	38	Kyrylo Fesenko	Ukraine*

NOTE: Traded Cook, 2009 second rond draft pick and cash to Miami Heat for Jason Smith (21st overall). Traded Koponen to Portland for Derrick Byars (42nd overall) and cash considerations. Traded Fesenko to Utah for Herbert Hill (55th overall) and draft considerations.

2008			
1	16	Marreese Speights	Florida
2009			
1	17	Jrue Holiday	UCLA
2010			
1	2	Evan Turner	Ohio State
2011			
1	16	Nikola Vucevic	USC
2	50	Lavoy Allen	Temple
2012			
1	15	Maurice Harkless	St. John's
2	45	Justin Hamilton	Louisiana State
2	54	Tornike Shengelia	Georgia

NOTE: Traded Hamilton and a protected future first round pick to Miami in exchange for the rights to Arnett Moultrie (27th overall). Traded Shengelia to Brooklyn in exchange for cash considerations.

2013			
1	11	Michael Carter-Williams	Syracuse
2	35	Glen Rice, Jr.	NBADL/Georgia Tech
2	42	Pierre Jackson	Baylor

NOTE: Acquired the rights to Nerlens Noel (6th overall) and a 2014 first round pick from New Orleans in exchange for Jrue Holiday and the rights to Pierre Jackson... Traded Rice, Jr. to Washington in exchange for the rights to Nate Wolters (38th overall) and Arsalan Kazemi (54th overall)... Traded Wolters to Milwaukee in exchange for the rights to Ricky Ledo (43rd overall) and a 2014 second round pick belonging to Houston... Traded Ledo to Dallas in exchange for a 2014 second round pick owned by Brooklyn.

DRAFT HISTORY

RD	PICK	PLAYER	FROM
		2014	
1	3	Joel Embiid	Kansas
1	10	Elfrid Payton	Louisiana-Lafayette
2	32	K.J. McDaniels	Clemson
2	39	Jerami Grant	Syracuse
2	47	Russ Smith	Louisville
2	52	Vasilije Micic	Serbia
2	54	Nemanja Dangubic	Serbia

NOTE: Traded Payton to Orlando in exchange for Dario Saric (12th overall), a second round pick in 2015 and a future first round pick...Traded Smith to New Orleans in exchange for the rights to Pierre Jackson... Traded Dangubic to San Antonio for Cory Jefferson (60th overall) and Jordan McRae (58th overall)... Traded Jefferson to Brooklyn for cash considerations.

COACHING LEADERS

BY GAMES

Coach	Games
Billy Cunningham	650
Al Cervi	495
Larry Brown	460
Alex Hannum	402
Jim Lynam	367
Gene Shue	334
Jack Ramsay	328
Paul Seymour	279
Maurice Cheeks	269
Dolph Schayes	240

BY WINS

Coach	Wins
Billy Cunningham	454
Al Cervi	294
Alex Hannum	257
Larry Brown	255
Jim Lynam	194
Jack Ramsay	174
Gene Shue	157
Paul Seymour	155
Dolph Schayes	129
Maurice Cheeks	122

BY WINNING PERCENTAGE

Coach	Pct.
Billy Cunningham	.698
Alex Hannum	.639
Al Cervi	.594
Matt Guokas	.575
Paul Seymour	.556
Larry Brown	.554
Tony DiLeo	.542
Dolph Schayes	.538
Jack Ramsay	.530
Jim Lynam	.529

SIXERS TRIPLE-DOUBLES *(SINCE 1979-80)*

PLAYER	DATE	OPPONENT	STATISTICS
Tony Wroten	11/13/13	vs. Houston	18 points, 10 rebounds, 11 assists
Michael Carter-Williams	12/3/13	vs. Orlando	27 points, 13 rebounds, 10 assists
Michael Carter-Williams	3/10/14	at New York	23 points, 13 rebounds, 10 assists
Jrue Holiday	1/2/13	at Phoenix	16 points, 10 rebounds, 10 assists
Andre Iguodala	1/28/12	vs. Detroit	10 points, 10 rebounds, 10 assists
Andre Iguodala	3/6/11	vs. Golden State	15 points, 11 rebounds, 10 assists
Andre Iguodala	3/4/11	vs. Minnesota	22 points, 13 assists, 10 rebounds
Andre Iguodala	2/16/11	at Houston	13 points, 12 rebounds, 10 assists
Jrue Holiday	2/2/11	at New Jersey	11 points, 11 assists, 10 rebounds
Andre Miller	12/20/08	vs. Indiana	14 points, 12 assists, 10 rebounds
Andre Miller	4/4/09	vs. Detroit	21 points, 12 assists, 10 rebounds
Andre Iguodala	3/7/07	vs. Seattle	25 points, 11 rebounds, 10 assists
Andre Iguodala	2/2/07	vs. Golden State	25 points, 10 rebounds, 13 assists
Andre Miller	1/26/07	vs. Cleveland	12 points, 12 rebounds, 13 assists
Andre Iguodala	11/22/06	vs. Milwauke	10 points, 10 rebounds, 10 assists
Andre Iguodala	3/23/05	vs. Detroit	10 points, 10 rebounds, 10 assists
Eric Snow	2/26/03	vs. Memphis	22 points, 10 rebounds, 11 assists
Allen Iverson	1/7/02	vs. LA Clippers	30 points, 10 rebounds, 11 assists
Dikembe Mutombo	12/1/01	at Chicago	16 points, 19 rebounds, 10 blocks
Aaron McKie	1/3/01	vs. Atlanta	11 points, 10 rebounds, 10 assists
Aaron McKie	12/30/00	at Sacramento	19 points, 10 rebounds, 14 assists
Toni Kukoc	3/26/00	at Indiana	19 points, 10 rebounds, 10 assists
Dana Barros	4/8/95	vs. Orlando	25 points, 10 rebounds, 15 assists
Clarence Weatherspoon	2/7/94	vs. Charlotte	15 points, 15 rebounds, 13 assists
Hersey Hawkins	1/27/93	vs. Indiana	25 points, 13 rebounds, 10 assists
Charles Barkley	3/19/90	at New Jersey	29 points, 15 rebounds, 10 assists
Charles Barkley	3/7/90	vs. New York	15 points, 12 rebounds, 11 assists
Charles Barkley	4/23/89	vs. Washington	31 points, 16 rebounds, 11 assists
Charles Barkley	3/1/89	at Sacramento	30 points, 15 rebounds, 11 assists
Maurice Cheeks	1/6/88	vs. Utah	17 points, 10 rebounds, 12 assists
Charles Barkley	3/27/87	vs. New Jersey	28 points, 15 rebounds, 10 assists
Charles Barkley	3/14/87	at Detroit	30 points, 14 rebounds, 10 assists
Charles Barkley	2/26/87	at San Antonio	18 points, 17 rebounds, 10 assists
Charles Barkley	12/19/86	vs. Boston	15 points, 14 rebounds, 14 assists
Charles Barkley	11/4/86	at Indiana	34 points, 10 rebounds, 14 assists
Charles Barkley	4/4/86	vs. Cleveland	27 points, 22 rebounds, 10 assists
Andrew Toney	3/24/85	vs. Denver	28 points, 11 rebounds, 12 assists
Julius Erving	11/20/79	at San Antonio	26 points, 10 rebounds, 10 assists

ALL-TIME SEASON-BY-SEASON STATISTICS

	G	W	L	FGM	FGA	FG%	3P	3PM	3P%	FTM	FTA	FT%
1949-50	64	51	13	1869	5276	.354	—	—	—	1691	2396	.706
1950-51	66	32	34	1884	5365	.351	—	—	—	1912	2634	.726
1951-52	66	40	26	1894	5207	.364	—	—	—	1933	2589	.747
1952-53	71	47	24	1942	5329	.364	—	—	—	2197	2950	.745
1953-54	72	42	30	2054	5579	.368	—	—	—	1905	2650	.719
1954-55	72	43	29	2360	6343	.372	—	—	—	1837	2450	.750
1955-56	72	35	37	2466	6661	.370	—	—	—	2044	2703	.756
1956-57	72	38	34	2550	6915	.369	—	—	—	2075	2613	.794
1957-58	72	41	31	2823	7336	.385	—	—	—	2075	2617	.793
1958-59	72	35	37	3050	7490	.407	—	—	—	2046	2642	.775
1959-60	75	45	30	3406	8135	.419	—	—	—	2105	2687	.783
1960-61	79	38	41	3654	8746	.418	—	—	—	2278	2948	.773
1961-62	80	41	39	3706	8885	.417	—	—	—	2246	2890	.777
1962-63	80	48	32	3690	8300	.445	—	—	—	2350	3005	.782
1963-64	80	34	46	3394	8116	.418	—	—	—	2184	2851	.766
1964-65	80	40	40	3391	8028	.422	—	—	—	2221	3011	.738
1965-66	80	55	25	3650	8189	.446	—	—	—	2087	3141	.664
1966-67	81	68	13	3912	8103	.483	—	—	—	2319	3411	.680
1967-68	82	62	20	3965	8414	.471	—	—	—	2121	3338	.635
1968-69	82	55	27	3754	8274	.454	—	—	—	2238	3087	.725
1969-70	82	42	40	3915	8345	.469	—	—	—	2168	2884	.752
1970-71	82	47	35	3608	8026	.450	—	—	—	2199	2967	.741
1971-72	82	30	52	3577	8057	.444	—	—	—	2049	2825	.725
1972-73	82	9	73	3471	8264	.420	—	—	—	1598	2130	.750
1973-74	82	25	57	3371	7702	.432	—	—	—	1633	2118	.771
1974-75	82	34	48	3325	7476	.445	—	—	—	1530	2043	.749
1975-76	82	46	36	3462	7752	.447	—	—	—	1811	2469	.733
1976-77	82	50	32	3511	7322	.480	—	—	—	2012	2732	.736
1977-78	82	55	27	3628	7471	.486	—	—	—	2153	2863	.752
1978-79	82	47	35	3584	7338	.488	—	—	—	1815	2411	.753
1979-80	82	59	23	3523	7156	.492	27	125	.216	1876	2431	.772
1980-81	82	62	20	3636	7073	.514	19	84	.226	1865	2427	.768
1981-82	82	58	24	3616	6974	.518	41	139	.295	1846	2471	.747
1982-83	82	65	17	3600	7212	.499	25	109	.229	1966	2650	.742
1983-84	82	52	30	3384	6833	.495	29	107	.271	2041	2706	.754
1984-85	82	58	24	3443	6992	.492	59	224	.263	2316	2883	.803
1985-86	82	54	28	3435	7058	.487	51	224	.228	2130	2810	.758
1986-87	82	45	37	3335	6792	.491	88	340	.259	1971	2617	.753
1987-88	82	36	46	3214	6785	.474	152	471	.325	2087	2731	.764
1988-89	82	46	36	3500	7201	.486	204	646	.316	1970	2504	.787
1989-90	82	53	29	3437	7028	.489	189	543	.348	1976	2509	.788
1990-91	82	44	38	3289	6925	.475	195	618	.316	1868	2366	.790
1991-92	82	35	47	3187	6761	.471	227	680	.334	1757	2267	.775
1992-93	82	26	56	3225	7075	.456	330	941	.351	1776	2259	.786
1993-94	82	25	57	3103	6819	.455	318	942	.338	1509	2112	.714
1994-95	82	24	58	2949	6577	.448	355	936	.379	1567	2125	.737
1995-96	82	18	64	2796	6418	.436	492	1438	.342	1662	2263	.734
1996-97	82	22	60	3003	6850	.438	433	1356	.319	1776	2450	.725
1997-98	82	31	51	2837	6409	.443	243	810	.300	1734	2352	.737
1998-99	50	28	22	1656	3883	.426	98	371	.264	1073	1486	.722
1999-00	82	49	33	2993	6776	.442	208	643	.323	1577	2226	.708
2000-01	82	56	26	2902	6487	.447	262	803	.326	1697	2277	.745
2001-02	82	43	39	2804	6436	.436	214	715	.299	1639	2104	.779
2002-03	82	48	34	2975	6640	.448	245	787	.311	1746	2256	.775
2003-04	82	33	49	2682	6260	.428	339	992	.342	1512	2009	.753
2004-05	82	43	39	2946	6736	.437	505	1453	.348	1731	2194	.789
2005-06	82	38	44	3001	6546	.458	375	1031	.364	1770	2330	.760
2006-07	82	35	47	2932	6408	.458	284	823	.345	1637	2135	.767
2007-08	82	40	42	3056	6648	.460	302	952	.317	1509	2137	.706
2008-09	82	41	41	2997	6532	.459	341	1072	.318	1652	1792	.745
2009-10	82	27	55	3087	6706	.460	474	1381	.343	1366	1808	.756
2010-11	82	41	41	3125	6776	.461	443	1248	.355	1426	1851	.770
2011-12	66	35	31	2471	5516	.448	349	963	.362	889	1198	.742
2012-13	82	34	48	3059	6895	.444	518	1438	.360	1004	1752	.760
2013-14	82	19	63	3108	7150	.435	577	1847	.312	1362	1918	.754

ALL-TIME SEASON-BY-SEASON STATISTICS

	Off.	Def.	REB	A	PF	DQ	STL	BS	TO	PTS	PPG	OPTS	OPPG
1949-50	—	—	—	1473	1833	–	—	—	—	5429	84.8	4907	76.7
1950-51	—	—	3259	1493	1995	64	—	—	—	5680	86.1	5644	85.5
1951-52	—	—	3603	1373	1970	49	—	—	—	5721	86.7	5427	82.2
1952-53	—	—	3472	1459	2132	49	—	—	—	6081	85.6	5775	81.3
1953-54	—	—	3652	1541	1852	28	—	—	—	6013	83.5	5660	78.6
1954-55	—	—	3933	1778	1658	20	—	—	—	6557	91.1	6457	89.7
1955-56	—	—	4060	1710	1783	32	—	—	—	6976	96.9	6975	96.9
1956-57	—	—	4350	1282	1809	34	—	—	—	7175	99.7	7277	101.1
1957-58	—	—	4895	1298	1820	28	—	—	—	7721	107.2	7564	105.1
1958-59	—	—	4900	1340	1961	44	—	—	—	8146	113.1	7855	109.1
1959-60	—	—	5404	1776	1940	39	—	—	—	8917	118.9	8730	116.4
1960-61	—	—	5726	1824	2279	43	—	—	—	9586	121.3	9416	119.2
1961-62	—	—	5759	1791	2344	53	—	—	—	9568	120.7	9473	118.4
1962-63	—	—	5511	1842	2179	33	—	—	—	9730	121.6	9247	117.8
1963-64	—	—	5132	1543	2251	38	—	—	—	8972	112.2	9821	116.5
1964-65	—	—	5246	1692	2096	53	—	—	—	9003	112.5	9015	112.7
1965-66	—	—	5652	1905	2094	39	—	—	—	9387	117.3	9103	112.7
1966-67	—	—	5701	2138	1906	30	—	—	—	10,143	125.2	9378	115.8
1967-68	—	—	5914	2197	1851	24	—	—	—	10,051	122.6	9346	114.0
1968-69	—	—	5216	1914	2145	43	—	—	—	9746	118.9	9332	113.8
1969-70	—	—	5200	2127	2196	47	—	—	—	9998	121.9	9718	118.5
1970-71	—	—	4437	1976	2168	34	—	—	—	9415	114.8	9288	113.3
1971-72	—	—	4318	1920	2203	50	—	—	—	9203	112.2	9504	115.9
1972-73	—	—	4174	1688	1984	28	—	—	—	8540	104.1	9531	116.2
1973-74	1182	2626	3808	1799	1964	25	756	220	1665	8295	101.2	8817	107.5
1974-75	1200	2706	3906	1709	1974	34	576	263	1591	8180	99.8	8431	102.8
1975-76	1385	2684	4069	1658	2187	35	809	367	1729	8735	106.5	8714	106.3
1976-77	1293	2752	4045	1966	2074	18	814	561	1915	9034	110.2	8711	106.2
1977-78	1299	2694	3993	2220	2188	20	800	548	1752	9409	114.7	8987	109.6
1978-79	1149	2712	3861	2253	2072	26	779	599	1771	8983	109.5	8831	107.7
1979-80	1187	2635	3822	2226	1860	17	792	652	1708	8949	109.1	8603	104.9
1980-81	1091	2618	3709	2369	2061	21	857	591	1702	9156	111.7	8512	103.8
1981-82	1031	2389	3420	2264	2183	18	856	622	1474	9119	111.2	8649	105.5
1982-83	1334	2596	3930	2016	4041	11	812	577	1627	9191	112.1	8562	104.4
1983-84	1181	2382	3563	2032	2040	13	807	653	1628	8838	107.8	8658	105.6
1984-85	1301	2364	3665	1999	1971	11	817	534	1575	9261	112.9	8925	108.8
1985-86	1326	2378	3704	2017	1798	13	862	490	1595	9051	110.4	8858	108.0
1986-87	1178	2327	3505	1943	1774	15	768	540	1519	8729	106.5	8745	106.6
1987-88	1219	2307	3526	1897	1866	20	672	465	1433	8667	105.7	8785	107.1
1988-89	1143	2356	3499	2110	1721	8	689	354	1214	9174	111.9	9051	110.4
1989-90	1111	2406	3517	1932	1697	10	687	365	1209	9039	110.2	8630	105.2
1990-91	984	2496	3480	1824	1629	11	678	479	1230	8641	105.4	8656	105.6
1991-92	1058	2309	3367	1755	1582	8	692	482	1238	8358	101.9	8462	103.2
1992-93	1031	2431	3462	2038	1604	9	672	566	1362	8556	104.3	9029	110.1
1993-94	1012	2394	3406	1827	1488	7	663	525	1368	8033	98.0	8568	105.6
1994-95	1105	2230	3335	1566	1835	34	643	576	1355	7820	95.4	8236	100.4
1995-96	1031	2161	3192	1629	1777	16	643	420	1414	7746	94.5	8566	104.5
1996-97	1267	2355	3622	1695	1733	24	683	394	1437	8215	100.2	8715	106.7
1997-98	1125	2294	3419	1729	1878	16	729	490	1354	7651	93.3	7847	95.7
1998-99	729	1428	2157	934	1152	18	542	271	822	4483	89.7	4380	87.6
1999-00	1147	2468	3615	1817	1939	17	791	386	1284	7771	94.8	7661	93.4
2000-01	1075	2600	3675	1692	1673	11	690	408	2927	763	94.7	7412	90.4
2001-02	1092	2534	3626	1638	1645	7	705	363	1256	7461	91.0	7330	89.4
2002-03	1042	2415	3457	1771	1804	19	844	284	1212	7941	96.8	7752	94.5
2003-04	941	2408	3349	1640	1701	11	654	358	1307	7215	88.0	7419	90.5
2004-05	909	2536	3445	1710	1878	19	756	321	1274	8128	99.1	8189	99.9
2005-06	873	2425	3298	1653	1712	18	651	404	1159	8147	99.4	8307	101.3
2006-07	899	2353	3252	1669	1671	14	590	390	1258	7785	94.9	8033	98.0
2007-08	1067	2370	3437	1673	1620	7	712	400	1172	7923	96.6	7889	96.2
2008-09	1039	2336	3375	1647	1650	5	658	415	1157	7987	97.4	7981	97.3
2009-10	941	2421	3362	1723	1677	10	667	439	1192	8014	97.7	8334	101.6
2010-11	850	2578	3428	1861	1592	10	621	355	1063	8119	99.0	7996	97.5
2011-12	704	2144	2848	1453	1157	7	526	340	738	6180	93.6	5900	89.4
2012-13	896	2493	3389	1867	1505	6	609	384	1070	7640	93.2	7914	96.5
2013-14	949	2556	3505	1791	1844	12	765	330	1384	8155	99.5	9012	109.9

SEASON-BY-SEASON RECORD BREAKDOWN

YEAR	COACH	W-L	PCT.	HOME	AWAY	NEUTRAL	GB	POS
1949-50	Al Cervi	51-13	.797	31-1	15-12	5-0	--	1st
1950-51	Al Cervi	32-34	.485	24-9	8-25		8	4th
1951-52	Al Cervi	40-26	.606	26-7	12-18	2-1	--	1st
1952-53	Al Cervi	47-24	.662	32-2	10-19	5-3	--	2nd
1953-54	Al Cervi	42-30	.583	26-6	11-18	5-6	2	T-2nd
1954-55	Al Cervi	43-29	.597	25-7	10-16	8-6	--	1st*
1955-56	Al Cervi	35-37	.486	23-8	9-19	3-10	10	3rd
1956-57	Al Cervi-Paul Seymour	38-34	.528	22-9	12-19	4-6	6	2nd
1957-58	Paul Seymour	41-31	.569	26-5	9-21	6-5	8	2nd
1958-59	Paul Seymour	35-37	.486	19-12	12-17	4-8	17	3rd
1959-60	Paul Seymour	45-30	.600	26-4	11-19	8-7	14	3rd
1960-61	Alex Hannum	38-41	.481	19-9	8-21	11-11	19	3rd
1961-62	Alex Hannum	41-39	.512	18-10	11-19	12-10	19	3rd
1962-63	Alex Hannum	48-32	.600	23-5	13-19	12-8	10	2nd
1963-64	Dolph Schayes	34-46	.425	18-12	12-22	4-12	25	3rd
1964-65	Dolph Schayes	40-40	.500	13-12	9-21	18-7	22	3rd
1965-66	Dolph Schayes	55-25	.688	22-3	20-17	13-5	--	1st
1966-67	Alex Hannum	68-13	.840	28-2	26-8	14-3	--	1st*
1967-68	Alex Hannum	62-20	.756	27-8	25-12	10-0	--	1st
1968-69	Jack Ramsay	55-27	.671	26-8	24-16	5-3	2	2nd
1969-70	Jack Ramsay	42-40	.512	22-16	16-22	4-2	18	4th
1970-71	Jack Ramsay	47-35	.573	24-15	21-18	2-2	5	2nd
1971-72	Jack Ramsay	30-52	.366	14-23	14-26	2-3	26	3rd
1972-73	Roy Rubin-Kevin Loughery	9-73	.110	5-27	2-35	2-11	59	4th
1973-74	Gene Shue	25-57	.305	14-23	9-30	2-4	26	4th
1974-75	Gene Shue	34-48	.415	20-21	14-27	–	31	4th
1975-76	Gene Shue	46-36	.561	34-7	12-29	–	8	T-2nd
1976-77	Gene Shue	50-32	.610	32-9	18-23	–	–	1st
1977-78	Gene Shue-Billy Cunningham	55-27	.671	37-4	18-23	–	–	1st
1978-79	Billy Cunningham	47-35	.573	31-10	16-25	–	7	2nd
1979-80	Billy Cunningham	59-23	.720	36-5	23-18	–	2	2nd
1980-81	Billy Cunningham	62-20	.756	37-4	25-16	–	–	T-1st
1981-82	Billy Cunningham	58-24	.707	32-9	26-15	–	–	2nd
1982-83	Billy Cunningham	65-17	.793	35-6	30-11	–	–	1st*
1983-84	Billy Cunningham	52-30	.634	32-9	20-21	–	10	2nd
1984-85	Billy Cunningham	58-24	.707	34-7	24-17	–	5	2nd
1985-86	Matt Guokas	54-28	.659	31-10	23-18	–	13	2nd
1986-87	Matt Guokas	45-37	.549	28-13	17-24	–	14	2nd
1987-88	Matt Guokas-Jim Lynam	36-46	.439	27-14	9-32	–	21	4th
1988-89	Jim Lynam	46-36	.561	30-11	16-25	–	6	2nd
1989-90	Jim Lynam	53-29	.646	34-7	19-22	–	–	1st
1990-91	Jim Lynam	44-38	.537	29-12	15-26	–	12	2nd
1991-92	Jim Lynam	35-47	.427	23-18	12-29	–	16	5th
1992-93	Doug Moe-Fred Carter	26-56	.317	15-26	11-30	–	34	6th
1993-94	Fred Carter	25-57	.305	15-26	10-31	–	32	6th
1994-95	John Lucas	24-58	.293	14-27	10-31	–	33	6th
1995-96	John Lucas	18-64	.220	11-30	7-34	–	42	7th
1996-97	Johnny Davis	22-60	.268	11-30	11-30	–	39	6th
1997-98	Larry Brown	31-51	.378	19-22	12-29	–	24	7th
1998-99	Larry Brown	28-22	.560	17-8	11-14	–	5	3rd
1999-00	Larry Brown	49-33	.598	29-12	20-21	–	3	3rd
2000-01	Larry Brown	56-26	.683	29-12	27-14	–	–	1st
2001-02	Larry Brown	43-39	.524	22-19	21-20	–	9	6th
2002-03	Larry Brown	48-34	.585	25-16	23-18	–	2	4th
2003-04	Randy Ayers-Chris Ford	33-49	.402	21-20	12-29	–	14	5th
2004-05	Jim O'Brien	43-39	.524	25-16	18-23	–	2	3rd
2005-06	Maurice Cheeks	38-44	.463	23-18	15-26	–	11	2nd
2006-07	Maurice Cheeks	35-47	.427	21-20	14-27	–	12	3rd
2007-08	Maurice Cheeks	40-42	.488	22-19	18-23	–	26	3rd
2008-09	Maurice Cheeks-Tony DiLeo	41-41	.500	24-17	17-24	–	21	2nd
2009-10	Eddie Jordan	27-55	..329	12-29	15-26	–	23	4th
2010-11	Doug Collins	41-41	.500	26-15	15-26	–	15	3rd
2011-12	Doug Collins	35-31	.530	19-14	16-17	–	4	3rd
2012-13	Doug Collins	34-48	415	23-18	11-30	–	20	4th
2013-14	Brett Brown	19-63	.232	10-31	9-32	–	29	5th
FRANCHISE TOTALS		**2698-2442**	**.525**	**1548-864**	**989-1445**	**161-133**		
				.642	**.406**	**.548**		

SEASON-BY-SEASON MONTHLY RECORD BREAKDOWN

	OCT. W-L	NOV. W-L	DEC. W-L	JAN. W-L	FEB. W-L	MARCH W-L	APRIL W-L	MAY W-L	TOTAL W-L
1949-50	–	13-1	11-3	9-3	11-4	7-2	–	–	51-13
1950-51	–	7-7	7-7	7-7	7-7	4-6	–	–	32-34
1951-52	–	10-3	7-8	12-2	6-8	5-5	–	–	40-26
1952-53	–	9-4	9-7	11-4	10-6	8-3	–	–	47-24
1953-54	0-1	9-7	9-6	11-5	7-9	6-2	–	–	42-30
1954-55	0-1	9-3	8-9	8-8	12-5	6-3	–	–	43-29
1955-56	–	6-6	8-8	6-11	11-7	4-5	–	–	35-37
1956-57	2-0	2-10	6-7	13-7	11-6	4-4	–	–	38-34
1957-58	1-1	6-8	11-5	10-8	10-7	3-2	–	–	41-31
1958-59	1-1	6-9	7-7	11-7	6-10	4-3	–	–	35-37
1959-60	2-2	9-5	7-7	11-9	12-6	4-1	–	–	45-30
1960-61	1-3	5-7	8-8	10-9	12-6	2-8	–	–	38-41
1961-62	3-3	6-7	5-12	11-8	11-6	5-3	–	–	41-39
1962-63	4-1	9-5	6-9	9-8	14-6	6-3	–	–	48-32
1963-64	2-3	6-7	8-7	7-11	7-10	4-8	–	–	34-46
1964-65	3-4	8-6	8-8	8-7	9-7	4-8	–	–	40-40
1965-66	3-0	9-8	9-5	13-4	10-7	11-1	–	–	55-25
1966-67	5-0	15-2	15-1	12-3	11-4	10-3	–	–	68-13
1967-68	5-1	10-6	15-2	8-6	14-2	10-3	–	–	62-20
1968-69	3-2	9-4	14-4	9-7	12-5	8-5	–	–	55-27
1969-70	4-2	6-11	11-6	8-7	7-8	6-6	–	–	42-40
1970-71	6-4	9-8	9-6	10-6	7-6	6-5	–	–	47-35
1971-72	7-2	4-10	4-12	7-7	4-10	4-11	–	–	30-52
1972-73	0-9	2-13	1-13	1-16	5-9	0-13	–	–	9-73
1973-74	2-7	6-8	3-12	4-8	5-11	5-11	–	–	25-57
1974-75	3-3	4-10	7-8	6-9	7-7	7-8	0-3	–	34-48
1975-76	2-1	10-5	9-5	8-8	6-8	7-7	4-2	–	46-36
1976-77	3-2	8-6	7-6	11-3	7-5	11-6	3-4	–	50-32
1977-78	2-3	14-2	6-6	10-3	9-5	12-3	2-5	–	55-27
1978-79	5-1	9-5	9-5	6-7	6-8	9-8	3-1	–	47-35
1979-80	8-1	10-6	9-4	11-3	10-3	11-6	–	–	59-23
1980-81	8-2	15-1	10-4	11-3	10-3	8-7	–	–	62-20
1981-82	2-0	11-1	9-5	8-8	10-2	10-6	8-2	–	58-24
1982-83	2-0	11-3	11-2	14-1	11-1	11-5	5-5	–	65-17
1983-84	2-0	11-3	8-4	8-7	6-9	13-3	4-4	–	52-30
1984-85	3-0	9-4	12-2	12-3	10-4	8-7	4-4	–	58-24
1985-86	2-1	7-7	10-4	11-5	8-4	11-6	5-1	–	54-28
1986-87	1-0	9-4	6-10	10-5	5-7	9-6	5-5	–	45-37
1987-88	–	5-6	7-7	7-9	4-10	9-6	4-8	–	36-46
1988-89	–	10-5	5-9	9-5	6-5	9-7	7-5	–	46-36
1989-90	–	8-4	7-9	12-3	8-5	11-5	7-3	–	53-29
1990-91	–	10-6	9-4	4-9	8-5	9-8	4-6	–	44-38
1991-92	–	7-9	6-7	9-7	5-8	4-11	4-5	–	35-47
1992-93	–	3-8	5-9	9-7	2-9	2-15	5-8	–	26-56
1993-94	–	4-10	6-7	8-7	2-11	1-14	4-8	–	25-57
1994-95	–	4-8	6-10	2-13	4-9	4-10	4-8	–	24-58
1995-96	–	2-10	3-12	3-12	3-10	3-14	4-6	–	18-64
1996-97	–	7-8	1-12	2-14	5-7	5-9	2-10	–	22-60
1997-98	0-1	4-8	3-12	7-8	5-8	7-9	5-5	–	31-51
1998-99	–	–	–	–	8-5	7-9	11-6	2-2	28-22
1999-00	–	8-8	9-7	7-5	7-5	11-5	7-3	–	49-33
2000-01	1-0	11-2	9-6	13-3	9-5	7-6	6-4	–	56-16
2001-02	0-1	7-6	5-11	11-4	5-6	10-7	5-4	–	43-39
2002-03	1-1	13-3	5-8	6-10	8-2	11-5	4-5	–	48-34
2003-04	1-1	8-8	5-9	6-9	4-9	8-7	1-6	–	33-49
2004-05	–	6-7	7-8	8-8	5-6	9-7	8-3	–	43-39
2005-06	–	8-8	7-7	8-7	5-6	5-10	5-6	–	38-44
2006-07	–	5-9	3-13	7-10	5-6	9-6	6-3	–	35-47
2007-08	0-1	5-9	9-7	4-11	8-5	11-4	3-5	–	40-42
2008-09	1-1	6-9	6-8	10-5	6-6	9-6	3-6	–	41-41
2009-10	2-1	3-12	4-10	7-8	6-5	4-13	1-6	–	27-55
2010-11	0-3	5-10	8-7	8-6	9-3	9-7	2-5	–	41-41
2011-12			2-2	13-4	6-9	8-8	6-8	–	35-31
2012-13	1-0	9-6	4-11	5-9	3-8	8-9	4-5	–	34-48
2013-14	1-0	5-11	3-10	6-11	0-11	1-15	3-5	–	19-63
TOTALS	**105-71**	**481-412**	**463-466**	**543-447**	**482-422**	**454-434**	**168-188**	**2-2**	**2698-2442**
Winning Pct.	**.597**	**.539**	**.498**	**.548**	**.533**	**.511**	**.472**	**.500**	**.525**

**denotes NBA Championship*

OPENING NIGHT STARTING LINEUPS (SINCE 1963-64)

SEASON	GUARD	GUARD	FORWARD	FORWARD	CENTER
1963-64	Greer	Costello	Shaffer	Walker	Kerr
1964-65	Greer	Neumann	Walker	Greenspan	Kerr
1965-66	Greer	Bianchi	Walker	Jackson	Chamberlain
1966-67	Greer	Costello	Jackson	Walker	Chamberlain
1967-68	Greer	W. Jones	Jackson	Walker	Chamberlain
1968-69	Greer	W. Jones	Walker	Cunningham	Jackson
1969-70	Greer	Clark	Washington	Cunningham	Jackson
1970-71	Clark	W. Jones	Cunningham	Washington	Jackson
1971-72	Clark	Greer	Cunningham	Washington	Jackson
1972-73	Carter	Greer	Bridges	Block	Awtrey
1973-74	Carter	Boyd	Van Arsdale	Mix	Ellis
1974-75	Boyd	Collins	Mix	Van Arsdale	Ellis
1975-76	Carter	Collins	Cunningham	McGinnis	Catchings
1976-77	Collins	Free	McGinnis	Mix	Catchings
1977-78	Bibby	Collins	McGinnis	Mix	Dawkins
1978-79	Cheeks	Collins	Erving	B. Jones	C. Jones
1979-80	Collins	Cheeks	Erving	C. Jones	Dawkins
1980-81	Cheeks	Collins	Erving	C. Jones	Dawkins
1981-82	Cheeks	Hollins	Erving	C. Jones	D. Dawkins
1982-83	Cheeks	Toney	Erving	Iavaroni	Malone
1983-84	Cheeks	Toney	Erving	Iavaroni	Malone
1984-85	Cheeks	Toney	Erving	Iavaroni	Malone
1985-86	Cheeks	Thompson	Barkley	Erving	Malone
1986-87	Erving	Cheeks	Hinson	Barkley	Ruland
1987-88	Cheeks	Wingate	Hinson	Barkley	McCormick
1988-89	Cheeks	Hawkins	Robinson	Barkley	Gminski
1989-90	Hawkins	J. Dawkins	Barkley	Payne	Gminski
1990-91	J. Dawkins	Hawkins	Barkley	Mahorn	Gminski
1991-92	J. Dawkins	Hawkins	Anderson	Barkley	Gilliam
1992-93	Hornacek	Hawkins	Weatherspoon	Gilliam	Lang
1993-94	Dawkins	Hornacek	Weatherspoon	Kidd	Bradley
1994-95	Barros	Malone	Weatherspoon	Wright	Bradley
1995-96	Maxwell	Stackhouse	Dumas	Weatherspoon	Bradley
1996-97	Stackhouse	Iverson	Jim Jackson	Weatherspoon	Coleman
1997-98	Stackhouse	Iverson	Jim Jackson	Weatherspoon	Coleman
1998-99	Iverson	Snow	Lynch	Ratliff	Geiger
1999-00	Iverson	Snow	Lynch	Owens	Hill
2000-01	Iverson	Snow	Hill	Lynch	Ratliff
2001-02	Bell	Claxton	Coleman	Harpring	Mutombo
2002-03	Iverson	Snow	McKie	Van Horn	MacCulloch
2003-04	Iverson	Snow	Salmons	Thomas	Coleman
2004-05	Iverson	McKie	Iguodala	Thomas	Jackson
2005-06	Iverson	Iguodala	Korver	Webber	Hunter
2006-07	Ollie	Iverson	Iguodala	Webber	Dalembert
2007-08	Miller	Green	Iguodala	Evans	Dalembert
2008-09	Miller	Iguodala	Young	Brand	Dalembert
2009-10	Williams	Iguodala	Young	Brand	Dalembert
2010-11	Holiday	Iguodala	Kapono	Brand	Hawes
2011-12	Holiday	Meeks	Iguodala	Brand	Hawes
2012-13	Holiday	Richardson	Turner	T. Young	Allen
2013-14	Carter-Williams	Anderson	Turner	Young	Hawes

ALL-TIME OPENING GAME RESULTS

FIRST HOME GAME OF SEASON

SYRACUSE NATIONALS				
1949-50	W	2,476	vs. Denver*	78-58
1950-51	W	3,476	vs. Fort Wayne*	92-77
1951-52	W	4,520	vs. Fort Wayne*	90-75
1952-53	W	4,026	vs. Philadelphia	117-91
1953-54	W	7,859	vs. Philadelphia	85-61
1954-55	L	3,783	vs. Minneapolis*	97-94
1955-56	W	3,789	vs. Fort Wayne* (OT)	114-113
1956-57	W	3,567	vs. Rochester*	91-75
1957-58	W	7,112	vs. Philadelphia*	103-85
1958-59	W	3,154	vs. Detroit*	103-94
1959-60	L	4,803	vs. Boston*	121-109
1960-61	L	4,677	vs. Philadelphia*	133-123
1961-62	W	3,665	vs. Chicago*	123-103
1962-63	W	5,611	vs. LA Lakers*	108-102
PHILADELPHIA 76ERS				
1963-64	L	6,850	vs. Detroit	124-121
1964-65	W	2,260	vs. Detroit*	125-113
1965-66	W	5,190	vs. Detroit	120-103
1966-67	W	8,402	vs. New York*	128-112
(SPECTRUM)				
1967-68	W	9,106	vs. LA Lakers*	103-87
1968-69	W	15,244	vs. LA Lakers*	114-96
1969-70	W	10,057	vs. LA Lakers*	131-126
1970-71	W	7,035	vs. Chicago*	110-107
1971-72	W	10,635	vs. Seattle	100-93
1972-73	L	6,257	vs. Seattle	105-100
1973-74	L	4,564	vs. Houston*	104-88
1974-75	W	8,939	vs. New Orleans*	112-99
1975-76	W	18,020	vs. LA Lakers	117-114
1976-77	L	17,196	vs. San Antonio*	121-118
1977-78	W	14,148	vs. Detroit*	113-96
1978-79	W	18,276	vs. LA Lakers*	110-102
1979-80	W	13,503	vs. Houston	113-105
1980-81	L	15,136	vs. Milwaukee*	106-103
1981-82	W	14,102	vs. Cleveland*	128-104
1982-83	W	18,482	vs. New Jersey	110-99
1983-84	W	16,167	vs. Washington*	117-114
1984-85	W	11,892	vs. Cleveland*	111-101
1985-86	W	8,925	vs. Detroit (OT)	132-125
1986-87	W	10,247	vs. Indiana*	108-104
1987-88	W	12,287	vs. Indiana*	108-95
1988-89	W	13,468	vs. LA Clippers*	129-110
1989-90	L	13,893	vs. Milwaukee*	102-96
1990-91	W	15,678	vs. New Jersey (OT)	112-110
1991-92	L	13,170	vs. Orlando	122-115
1992-93	L	12,608	vs. New Jersey*	114-111
1993-94	W	14,531	vs. Washington*	94-82
1994-95	L	16,114	vs. Milwaukee*	91-86
1995-96	W	18,168	vs. Washington*	105-103
(WELLS FARGO CENTER)				
1996-97	L	20,444	vs. Milwaukee*	111-103
1997-98	L	12,199	vs. Milwaukee*	103-88
1998-99	W	20,143	vs. Orlando	95-75
1999-00	W	19,402	vs. Seattle	117-98
2000-01	W	19,817	vs. Toronto	104-98
2001-02	L	20,230	vs. Dallas	99-92
2002-03	W	19,569	vs. Milwaukee	95-93
2003-04	W	18,295	vs. Miami*	89-74
2004-05	L	19,385	vs. Phoenix	98-108
2005-06	L	17,705	vs. Milwaukee* (OT)	108-117
2006-07	W	17,119	vs. Atlanta*	88-75
2007-08	L	19,706	vs. New Jersey	88-93
2008-09	L	15,750	vs. Toronto*	84-95
2009-10	W	14,638	vs. Milwaukee	99-86
2010-11	L	20,389	vs. Miami*	87-97
2011-12	W	19,408	vs. Detroit	96-73
2012-13	W	19,101	vs. Denver*	84-75
2013-14	W	19,523	vs. Miami*	114-110

FIRST ROAD GAME OF SEASON

SYRACUSE NATIONALS			
1949-50	L	at St. Louis	73-67
1950-51	L	at New York (OT)	74-72
1951-52	L	at Baltimore	91-82
1952-53	L	at Philadelphia* (OT)	86-84
1953-54	L	at Philadelphia*	79-73
1954-55	L	at Boston	107-84
1955-56	L	at Rochester	83-80
1956-57	W	at St. Louis	75-73
1957-58	L	at Cincinnati	110-100
1958-59	W	at Philadelphia	103-98
1959-60	L	at Detroit	117-102
1960-61	L	at St. Louis	123-100
1961-62	L	at St. Louis	110-107
1962-63	W	at New York	123-119
PHILADELPHIA 76ERS			
1963-64	W	at Detroit*	117-115
1964-65	L	at St. Louis	126-86
1965-66	W	at Baltimore*	133-101
1966-67	W	at Baltimore	141-112
1967-68	W	Detroit at NY	124-102
1968-69	W	at Baltimore	124-121
1969-70	W	at Cincinnati	134-123
1970-71	W	at Cincinnati	123-105
1971-72	W	at Chicago*	114-100
1972-73	L	at Chicago*	95-89
1973-74	W	at Houston	106-101
1974-75	W	at New York	99-86
1975-76	W	at Chicago*	110-103
1976-77	L	at Buffalo	108-105
1977-78	L	at Portland	98-94
1978-79	W	at Detroit	126-117
1979-80	W	at Washington*	93-92
1980-81	W	at Washington	126-120
1981-82	W	at Atlanta	108-106
1982-83	W	at New York*	104-89
1983-84	W	at Indiana (OT)	124-112
1984-85	W	at Atlanta	111-108
1985-86	W	at New York*	99-89
1986-87	L	at Indiana (2OT)	125-121
1987-88	L	at Chicago	104-94
1988-89	L	at Milwaukee	114-103
1989-90	L	at Minnesota (OT)	125-118
1990-91	W	at Chicago*	124-116
1991-92	L	at Chicago*	110-90
1992-93	L	at New York	89-85
1993-94	L	at Orlando	114-89
1994-95	L	at Orlando	122-107
1995-96	L	at Charlotte	119-108
1996-97	L	at Chicago	115-86
1997-98	L	at Chicago	94-74
1998-99	W	at Charlotte*	78-66
1999-00	L	at San Antonio*	89-76
2000-01	W	at New York*	101-72
2001-02	L	at Minnesota*	83-74
2002-03	L	at Orlando*	95-88
2003-04	L	at Sacramento	100-89
2004-05	W	at Boston*	98-95
2005-06	L	at Detroit	88-108
2006-07	W	at Orlando	105-103
2007-08	L	at Toronto*	97-106
2008-09	L	at Atlanta	88-95
2009-10	L	at Orlando*	106-120
2010-11	L	at Indiana	86-99
2011-12	L	at Portland*	103-107
2012-13	L	at New York	84-100
2013-14	W	at Washington	109-102

76ERS SEASON OPENING RECORD

	76ERS ONLY	NATIONALS ONLY	TOTAL
First Home Game:	34-17	11-3	45-20
First Away Game:	25-26	3-11	28-37
Season Opener:	32-19	9-5	41-24

BIGGEST WINS & LOSSES

OPPONENT	BIGGEST WIN	POINT MARGIN	DATE	SITE
Tri/StL/Atlanta Hawks	132-85	47	12/08/82	at Philadelphia
Boston Celtics	138-96	42	10/29/66	at Philadelphia
New Jersey/Brooklyn Nets	142-107	35	02/05/86	at Philadelphia
Charlotte Bobcats	112-80	32	03/11/05	at Philadelphia
Chicago Bulls	121-80	41	11/11/80	at Chicago
Cleveland Cavaliers	141-87	54	11/02/70	at Philadelphia
Dallas Mavericks	133-101	32	02/23/83	at Philadelphia
Denver Nuggets	132-101	31	11/05/77	at Philadelphia
Fort Wayne/Detroit Pistons	114-75	39	03/25/81	at Philadelphia
S.F./G.S. Warriors	137-91	46	12/14/68	at Philadelphia
S.D./Houston Rockets	134-103	31	03/05/68	at Philadelphia
Indiana Pacers	130-103	27	11/13/80	at Indiana
Buf/S.D./L.A. Clippers	149-118	31	03/29/78	at Philadelphia
Minn./L.A.Lakers	98-67	31	11/02/51	at Syracuse
Vancouver/Memphis Grizzlies	120-101	19	4/10/10	at Memphis
Miami Heat	139-108	31	02/22/89	at Miami
Milwaukee Bucks	136-92	44	11/16/68	at Philadelphia
Minnesota Timberwolves	109-71	38	11/25/94	at Minnesota
Charlotte/New Orleans Hornets/Pelicans	95-74	21	12/01/00	at Philadelphia
	105-87	21	11/25/02	at Philadelphia
New York Knicks	162-100	62*	12/25/60	at Syracuse
Seattle SuperSonics/Oklahoma City	160-122	38	12/20/67	at Seattle
Orlando Magic	112-88	24	01/31/92	at Philadelphia
Phoenix Suns	159-125	34	02/15/70	at Philadelphia
Portland Trail Blazers	88-60	28	03/06/03	at Portland
Roch/Cin/K.C./Sacramento Kings	124-87	37	11/16/60	at Syracuse
San Antonio Spurs	135-102	33	01/07/81	at Philadelphia
Toronto Raptors	97-62	35	1/7/12	at Philadelphia
Utah Jazz	114-89	25	02/05/90	at Philadelphia
Chi/Balt/Washington Wizards	143-104	39	11/12/76	at Philadelphia

** denotes largest margin of victory in franchise history*

OPPONENT	WORST LOSS	POINT MARGIN	DATE	SITE
Tri/StL/Atlanta Hawks	93-105	42	04/05/89	at Atlanta
Boston Celtics	87-124	37	12/20/87	at Boston
New Jersey/Brooklyn Nets	94-130	36	12/16/13	at Brooklyn
Charlotte Bobcats	93-123	30	04/02/14	at Philadelphia
Chicago Bulls	76-121	45	12/21/10	at Chicago
Cleveland Cavaliers	67-110	43	01/15/94	at Cleveland
Dallas Mavericks	83-102	19	01/04/03	at Dallas
Denver Nuggets	75-105	30	02/23/95	at Denver
Fort Wayne/Detroit Pistons	78-115	37	12/20/97	at Detroit
Phila/S.F./G.S. Warriors	51-108	43	11/09/61	at Philadelphia
S.D./Houston Rockets	74-124	50	03/18/07	at Philadelphia
Indiana Pacers	88-133	45	04/22/94	at Indiana
Buf/S.D./L.A. Clippers	78-123	45	02/09/14	at Los Angeles
Minn./L.A.Lakers	103-143	40	11/10/71	at Philadelphia
	95-135	40	11/19/72	at Los Angeles
Vancouver/Memphis Grizzlies	77-103	26	03/15/14	at Philadelphia
Miami Heat	83-120	37	03/05/94	at Miami
Milwaukee Bucks	95-128	33	04/15/87	at Milwaukee
Minnesota Timberwolves	84-119	35	12/08/04	at Philadelphia
Charlotte/New Orleans Hornets/Pelicans	84-136	52	02/27/92	at Charlotte
New York Knicks	91-139	48	11/29/72	at Philadelphia
	82-130	48	04/21/94	at New York
Seattle SuperSonics/Oklahoma City	93-149	56**	03/06/93	at Seattle
Orlando Magic	83-129	46	02/17/95	at Orlando
Phoenix Suns	97-127	30	11/14/86	at Phoenix
Portland Trail Blazers	104-146	42	11/05/76	at Portland
Roch/Cin/K.C./Sacramento Kings	98-154	56**	01/02/93	at Sacramento
San Antonio Spurs	72-105	32	12/01/04	at San Antonio
Toronto Raptors	90-112	22	04/02/97	at Philadelphia
Utah Jazz	69-98	29	12/28/02	at Utah
Chi/Balt/Washington Wizards	75-108	33	02/09/74	at Capital

*** denotes largest margin of defeat in franchise history*

RECORD BREAKDOWN

ALL-TIME RECORD BY DIVISION

The NBA divided into four divisions - Atlantic, Central, Midwest and Pacific - beginning in 1970-71 until 2003-04

1970-71
Atlantic 10-6
Central 13-9
Midwest 9-11
Pacific 15-9

1971-72
Atlantic 6-12
Central 9-11
Midwest 7-13
Pacific 8-16

1972-73
Atlantic 2-20
Central 2-22
Midwest 3-13
Pacific 2-18

1973-74
Atlantic 5-17
Central 8-16
Midwest 6-10
Pacific 6-14

1974-75
Atlantic 11-15
Central 8-12
Midwest 7-9
Pacific 8-12

1975-76
Atlantic 9-12
Central 13-12
Midwest 12-4
Pacific 12-8

1976-77
Atlantic 11-5
Central 17-7
Midwest 14-9
Pacific 8-11

1977-78
Atlantic 14-2
Central 14-10
Midwest 15-8
Pacific 12-7

1978-79
Atlantic 9-7
Central 16-8
Midwest 12-7
Pacific 10-13

1979-80
Atlantic 19-5
Central 25-11
Midwest 7-3
Pacific 8-4

1980-81
Atlantic 15-9
Central 27-7
Midwest 11-1
Pacific 9-3

1981-82
Atlantic 16-8
Central 24-10
Midwest 8-4
Pacific 10-2

1982-83
Atlantic 15-9
Central 29-5
Midwest 11-1
Pacific 10-2

1983-84
Atlantic 15-9
Central 20-14
Midwest 10-2
Pacific 7-5

1984-85
Atlantic 15-9
Central 25-9
Midwest 7-5
Pacific 11-1

1985-86
Atlantic 15-9
Central 23-11
Midwest 8-4
Pacific 8-4

1986-87
Atlantic 12-12
Central 17-17
Midwest 8-4
Pacific 8-4

1987-88
Atlantic 12-12
Central 13-21
Midwest 6-6
Pacific 5-7

1988-89
Atlantic 19-11
Central 12-14
Midwest 8-4
Pacific 7-7

1989-90
Atlantic 19-7
Central 18-10
Midwest 8-6
Pacific 8-6

1990-91
Atlantic 14-12
Central 18-10
Midwest 5-9
Pacific 7-7

1991-92
Atlantic 15-13
Central 8-20
Midwest 6-6
Pacific 6-8

1992-93
Atlantic 11-17
Central 7-21
Midwest 4-8
Pacific 4-10

1993-94
Atlantic 7-21
Central 10-18
Midwest 5-7
Pacific 3-11

1994-95
Atlantic 12-16
Central 4-24
Midwest 2-10
Pacific 6-8

1995-96
Atlantic 5-19
Central 7-23
Midwest 5-9
Pacific 1-13

1996-97
Atlantic 11-14
Central 3-26
Midwest 5-9
Pacific 3-11

1997-98
Atlantic 7-17
Central 9-21
Midwest 7-7
Pacific 8-6

1998-99
Atlantic 9-10
Central 16-9
Midwest 1-1
Pacific 2-2

1999-00
Atlantic 13-11
Central 23-7
Midwest 7-7
Pacific 6-8

2000-01
Atlantic 18-6
Central 22-8
Midwest 8-6
Pacific 8-6

2001-02
Atlantic 14-11
Central 17-12
Midwest 5-9
Pacific 7-7

2002-03
Atlantic 17-7
Central 18-12
Midwest 7-7
Pacific 6-8

2003-04
Atlantic 10-14
Central 13-17
Midwest 4-10
Pacific 6-8

2004-05
Atlantic 8-8
Central 13-5
Southeast 12-6
Northwest 4-6
Pacific 4-6
Southwest 1-8

2005-06
Atlantic 10-6
Central 6-12
Southeast 6-12
Northwest 5-5
Pacific 5-5
Southwest 6-4

2006-07
Atlantic 9-7
Central 6-12
Southeast 9-9
Northwest 5-5
Pacific 3-7
Southwest 3-7

2007-08
Atlantic 7-9
Central 9-9
Southeast 9-9
Northwest 5-5
Pacific 4-6
Southwest 6-4

2008-09
Atlantic 6-10
Central 10-8
Southeast 9-9
Northwest 4-6
Pacific 7-3
Southwest 5-5

2009-10
Atlantic 7-9
Central 5-13
Southeast 2-16
Southwest 6-4
Northwest 3-7
Pacific 4-6

2010-11
Atlantic 9-7
Central 9-9
Southeast 7-11
Southwest 4-6
Northwest 6-4
Pacific 6-4

2011-12
Atlantic 7-6
Central 11-6
Southeast 10-8
Southwest 1-5
Northwest 1-5
Pacific 5-1

2012-13
Atlantic 7-9
Central 7-11
Southeast 8-10
Southwest 4-6
Northwest 3-7
Pacific 5-5

2013-14
Atlantic 5-11
Central 4-14
Southeast 5-13
Southwest 1-9
Northwest 2-8
Pacific 2-8

ALL-TIME RECORD VERSUS THE EASTERN & WESTERN CONFERENCE

1970-71
East 23-15
West 24-20

1971-72
East 15-23
West 15-29

1972-73
East 4-42
West 5-31

1973-74
East 13-33
West 12-24

1974-75
East 19-27
West 15-21

1975-76
East 22-24
West 24-12

1976-77
East 28-12
West 22-20

1977-78
East 28-12
West 27-15

1978-79
East 25-15
West 22-20

1979-80
East 44-16
West 15-7

1980-81
East 42-16
West 20-4

1981-82
East 40-18
West 18-6

1982-83
East 44-14
West 21-3

1983-84
East 35-23
West 17-7

1984-85
East 40-18
West 18-6

1985-86
East 38-20
West 16-8

1986-87
East 29-29
West 16-8

1987-88
East 25-33
West 11-13

1988-89
East 31-25
West 15-11

1989-90
East 37-17
West 16-12

1990-91
East 32-22
West 12-16

1991-92
East 23-33
West 12-14

1992-93
East 18-38
West 8-18

1993-94
East 17-39
West 8-18

1994-95
East 16-40
West 8-18

1995-96
East 12-42
West 6-22

1996-97
East 14-40
West 8-20

1997-98
East 16-38
West 15-13

1998-99
East 25-19
West 3-3

1999-00
East 36-18
West 13-15

2000-01
East 40-14
West 16-12

2001-02
East 31-23
West 12-16

2002-03
East 35-19
West 13-15

2003-04
East 23-31
West 10-18

2004-05
East 33-19
West 10-20

2005-06
East 22-30
West 16-14

2006-07
East 24-28
West 11-19

2007-08
East 25-27
West 15-15

2008-09
East 25-27
West 16-14

2009-10
East 14-38
West 13-17

2010-11
East 25-27
West 16-14

2011-12
East 28-20
West 7-11

2012-13
East 22-30
West 12-18

2013-14
East 14-38
West 5-25

★ HISTORY ★

ALL-TIME HIGH & LOW SCORES

	HIGH	DATE	SITE	LOW	DATE	SITE
Tri/Mil/StL/Atlanta Hawks	144	2/23/61	at Philadelphia	68	12/27/51	at Syracuse
				68	1/30/53	at Milwaukee
				68	2/23/54	vs. Milwaukee
				68	2/26/54	at Milwaukee
Boston Celtics	150	3/6/70	at Philadelphia	65	3/28/04	at Boston
New Jersey/Brooklyn Nets	142	2/5/86	at Philadelphia	67	4/5/09	at New Jersey
Charlotte Bobcats	119	12/9/05	at Philadelphia	83	1/13/07	at Charlotte
					4/3/13	vs. Charlotte
Chicago Bulls	145	11/18/66	at Boston	74	11/1/97	at Chicago
		11/10/82	at Philadelphia			
Cleveland Cavaliers	148	1/2/72	at Cleveland	67	1/15/94	at Cleveland
Dallas Mavericks	133	2/23/83	at Philadelphia	79	12/15/06	at Dallas
Denver Nuggets	149	3/30/90	at Philadelphia	75	2/23/95	at Denver
Fort Wayne/Detroit Pistons	162	2/8/63	at Detroit	64	1/12/50	at Fort Wayne
S.F./Golden State Warriors	163	3/10/63	at San Francisco	64	12/29/49	at Oakland
S.D./Houston Rockets	159	1/25/70	at Philadelphia	66	11/17/03	at Philadelphia
Indiana Pacers	134	11/7/84	at Philadelphia	69	12/14/12	vs. Philadelphia
Buf/S/D/L.A. Clippers	149	3/29/78	at Philadelphia	72	3/20/13	at Los Angeles
Minneapolis/L.A. Lakers	158	3/18/68	at Philadelphia	65	11/5/53	at Syracuse
Vancouver/Memphis Grizzlies	120	4/10/10	at Memphis	79	3/16/04	at Memphis
Miami Heat	139	2/22/89	at Miami	57	2/21/96	at Philadelphia
Milwaukee Bucks	143	3/3/69	at Milwaukee	74	3/12/11	at Milwaukee
Minnesota Timberwolves	119 (2x)	2/9/10	at Philadelphia	74	10/30/01	at Minnesota
Charlotte/New Orleans	125	2/7/94	at Philadelphia	66	4/5/95	at Charlotte
New York Knicks	162	12/25/60	at New York	60	3/13/54	at New York
Seattle SuperSonics/Oklahoma City	160	12/20/67	at Seattle	73	1/2/98	at Seattle
Orlando Magic	129	2/26/90	at Philadelphia	70	1/14/95	at Orlando
Phoenix Suns	159	2/15/70	at Philadelphia	71	3/23/01	at Phoenix
Portland Trail Blazers	153	2/19/86	at Philadelphia	71	3/25/96	at Portland
K.C./Cinn./Roch./Sacramento Kings	147	3/19/71	at Philadelphia	63	12/10/49	at Philadelphia
San Antonio Spurs	135	1/7/81	at Philadelphia	72	12/1/04	at San Antonio
		3/24/89	at Philadelphia			
Toronto Raptors	123	4/3/10	at Philadelphia	70	3/31/02	at Toronto
New Orleans/Utah Jazz	132	2/19/82	at Philadelphia	69	12/28/02	at Utah
Chi./Balt./Washington Wizards	149	12/7/62	vs. Chicago	75	2/9/74	at Capital
	149	2/24/67	at Pittsburgh			

76ERS HIGHEST SCORING GAMES

	DATE	W/L	SIXERS	OPP	SITE	OPP. CITY
1.	3/10/63	W	163	148	H	San Francisco
2.	2/8/63	W	162	135	A	Detroit
	12/25/60	W	162	100	H	New York
4.	12/20/67	W	160	122	A	Seattle
5.	1/25/70	W	159	131	H	San Diego
	2/15/70	W	159	125	H	Phoenix
7.	3/18/68	W	158	128	H	Los Angeles
8.	2/19/86	W	153	133	H	Portland
9.	3/2/63	W	152	128	H	Detroit
10.	3/6/70	W	150	134	H	Boston
	2/21/62	W	150	109	H	Philadelphia
	12/13/59	W	150	121	H	Philadelphia

76ERS LOWEST SCORING GAMES

(includes only games since the shot clock was installed in 1954-55)

	DATE	W/L	SIXERS	OPP	SITE	OPP. CITY
1.	2/21/96	L	57	66	H	Miami
2.	3/28/04	L	65	89	A	Boston
3.	1/25/55	L	66	69	H	Fort Wayne
	4/5/95	L	66	84	A	Charlotte
	11/17/03	L	66	74	H	Houston
	2/23/04	L	66	76	H	Detroit
7.	1/15/94	L	67	110	A	Cleveland
	2/19/99	L	67	78	H	New York
	4/5/09	L	67	96	A	New Jersey
9.	2/20/99	L	69	76	H	Atlanta
	12/28/02	L	69	98	A	Utah
	3/14/04	L	69	85	A	Detroit
	3/20/04	L	69	101	A	Miami
	3/2/06	L	69	88	H	Indiana

OPPONENTS ALL-TIME HIGH & LOW SCORES

	HIGH	DATE	SITE	LOW	DATE	SITE
Tri/Mil/StL/Atlanta Hawks	149	1/30/93	at Atlanta	59	11/10/53	at Milwaukee
Boston Celtics	148	1/19/63	at Philadelphia	65	2/17/53	at Syracuse
New Jersey/Brooklyn Nets	130	12/16/13	at Brooklyn	77	12/14/10	at Philadelphia
Charlotte Bobcats	123	4/2/14	at Philadelphia	63	11/7/07	at Philadelphia
Chicago Bulls	148	11/19/71	at Philadelphia	67	3/14/01	at Chicago
Cleveland Cavaliers	131	3/20/73	at Cleveland	68	11/23/01	at Philadelphia
Dallas Mavericks	125	1/14/04	at Dallas	76	2/11/08	at Philadelphia
Denver Nuggets	134	2/27/82	at Denver	71	12/16/02	at Philadelphia
Fort Wayne/Detroit Pistons	146	1/12/63	at Syracuse	60	1/5/54	at Fort Wayne
S.F./Golden State Warriors	151	11/9/61	at Philadelphia	61	11/1/53	at Philadelphia
S.D./Houston Rockets	149	2/16/93	at Houston	73	12/8/99	at Philadelphia
Indiana Pacers	136	4/6/79	at Indiana	75	11/3/10	at Philadelphia
Buf/S/D/L.A. Clippers	130	12/27/75	at Buffalo	75	12/31/02	at Los Angeles
Minneapolis/L.A. Lakers	154	12/19/71	at Los Angeles	65	1/29/53	at Minneapolis
Vancouver/Memphis Grizzlies	107	2/26/03	at Phialdelphia	79	12/9/00	at Vancouver
Miami Heat	128	11/20/92	at Philadelphia (3OT)	66	2/21/96	at Philadelphia
Milwaukee Bucks	142	1/29/71	at Philadelphia	69	1/30/08	at Philadelphia
Minnesota Timberwolves	126	1/6/14	at Philadelphia	71	11/25/94	at Minnesota
Charlotte/New Orleans	136	2/27/92	at Charlotte	62	11/7/12	at New Orleans
New York Knicks	152	12/11/59	at New York	61	2/17/52	at Syracuse
Orlando Magic	129	2/17/95	at Orlando	61	2/4/13	at Philadelphia
Phoenix Suns	143	1/6/79	at Philadelphia (OT)	81	1/2/02	at Phoenix
Portland Trail Blazers	146	11/5/76	at Portland	60	3/6/03	at Portland
K.C./Cinn./Roch./Sacramento Kings	154	1/2/93	at Sacramento	63	1/14/51	at Syracuse
San Antonio Spurs	131	4/6/77	at San Antonio	71	2/11/11	at Philadelphia
Seattle/Oklahoma City	149	3/6/93	at Seattle	77	1/4/02	at Seattle
Toronto Raptors	128 (2x)	4/3/10	at Philadelphia	62	1/7/12	at Philadelphia
New Orleans/Utah Jazz	126	3/19/75	at Philadelphia	76	1/16/77	at Philadelphia
Chi./Balt./Washington Wizards	143	3/14/65	at Baltimore	73	11/16/99	at Washington

TOP 10 OPPONENTS HIGHEST SCORING GAMES

	DATE	W/L	SIXERS	OPP	SITE	OPPONENT
1.	12/19/71	L	132	154	A	Los Angeles
	1/2/93	L	98	154	A	Sacramento
3.	12/11/59	L	121	152	A	New York
4.	11/9/61	L	108	151	A	Philadelphia
	2/13/70	L	106	151	H	New York (N.B.A.)
6.	1/30/93	L	123	149	A	Atlanta
	2/16/93	L	111	149	A	Houston
	3/6/93	L	93	149	A	Seattle
9.	3/10/63	W	163	148	H	San Francisco
	1/19/63	W (OT)	149	148	H	Boston
	11/19/71	L	104	148	H	Chicago

TOP 10 OPPONENTS LOWEST SCORING GAMES

(includes only games since the shot clock was installed in 1954-55)

	DATE	W/L	SIXERS	OPP	SITE	OPPONENT
1.	3/6/03	W	88	60	A	Portland
2.	2/4/13	W	78	61	H	Orlando
3.	1/7/12	W	97	62	H	Toronto
	11/7/12	W	77	62	A	New Orleans
5.	11/7/07	W	94	63	H	Charlotte
6.	2/15/55	W	92	66	H	Milwaukee
	2/5/99	W	78	66	A	Charlotte
	2/21/96	L	57	66	H	Miami
9.	3/14/01	W	85	67	A	Chicago
	4/9/99	W	83	67	A	Boston
	11/24/00	W	76	67	A	Atlanta
	4/19/99	W	72	67	H	New York

★ HISTORY ★

ALL-TIME OVERTIME RECORD (BY OPPONENT)

76ERS OVERTIME STATISTICS

Most OT games in a season.....14 (1990-91, NBA Record)
Most OT wins in a season.....8 (1990-91, ties NBA record set by Milwaukee in 1977-78)
Most OT losses in a season.....8 (2010-11)
All-time OT record 156-150

YEAR-BY-YEAR O.T. RECORD

SEASON	REC	H	A	N
1949-50	2-1	1-1	1-0	
1950-51	4-2	0-0	4-2	
1951-52	4-1	1-0	3-1	
1952-53	4-4	1-0	3-4	
1953-54	4-2	2-1	2-1	
1954-55	2-0	1-0	0-0	1-0
1955-56	3-4	1-4	2-0	
1956-57	3-0	0-0	1-0	2-0
1957-58	1-0	1-0	0-0	
1958-59	2-4	0-3	2-1	
1959-60	1-2	0-0	0-1	1-1
1960-61	0-4	0-1	0-2	0-1
1961-62	0-3	0-0	0-1	0-2
1962-63	1-0	1-0	0-0	
1963-64	1-0	1-0	0-0	
1964-65	1-2	0-1	0-1	1-0
1965-66	2-0	0-0	1-0	1-0
1966-67	3-0	1-0	2-0	
1967-68	1-2	0-2	1-0	
1968-69	1-3	1-1	0-2	
1969-70	0-2	0-1	0-1	
1970-71	2-1	0-0	2-1	
1971-72	0-3	0-2	0-1	
1972-73	0-1	0-0	0-0	0-1
1973-74	1-1	1-0	0-0	0-1
1974-75	2-2	1-2	1-0	
1975-76	3-2	2-1	1-1	
1976-77	2-1	2-0	0-1	
1977-78	2-4	2-1	0-3	
1978-79	3-2	2-1	1-1	
1979-80	4-2	0-0	4-2	
1980-81	4-2	2-0	2-2	
1981-82	3-3	1-1	2-2	
1982-83	5-0	4-0	1-0	
1983-84	5-4	2-0	3-4	
1984-85	1-3	0-2	1-1	
1985-86	5-4	2-2	3-2	
1986-87	4-3	4-2	0-1	
1987-88	2-7	2-2	0-5	
1988-89	2-2	2-2	0-0	
1989-90	2-3	1-0	1-3	
1990-91	8-6	5-2	3-4	
1991-92	1-2	1-2	0-0	
1992-93	3-5	2-2	1-3	
1993-94	2-3	2-1	0-2	
1994-95	1-4	1-3	0-1	
1995-96	1-1	0-0	1-1	
1996-97	1-3	0-2	1-1	
1997-98	0-3	0-1	0-2	
1998-99	3-3	2-1	1-2	
1999-00	5-0	3-0	2-0	
2000-01	3-3	0-3	3-0	
2001-02	2-0	2-0	0-0	
2002-03	4-3	3-2	1-1	
2003-04	2-3	1-1	1-2	
2004-05	4-3	4-1	0-2	
2005-06	4-3	4-2	0-1	
2006-07	5-2	4-0	1-2	
2007-08	1-2	0-1	1-1	
2008-09	3-0	0-0	3-0	
2009-10	2-3	1-2	1-1	
2010-11	2-8	2-2	0-6	
2011-12	1-2	0-2	1-0	
2012-13	2-1	2-1	0-0	
2013-14	4-1	4-0	0-1	
Totals	156-150	85-64	65-80	6-6

ATLANTA HAWKS (6-10)

DATE	W/L	76ERS	OPP	OT	H/A
03/18/50	W	89	88	OT	A
12/01/53	W	76	69	OT	A
03/11/59	L	130	132	OT	H
01/15/60	L	140	141	OT	A
03/31/78	L	110	111	OT	A
03/11/80	W	102	97	OT	A
12/02/80	L	108	112	OT	A
11/02/85	L	113	114	OT	A
03/05/86	L	114	122	OT	H
04/15/88	L	101	103	OT	H
03/12/91	W	133	129	2OT	A
04/11/95	L	106	110	OT	H
01/29/98	L	99	109	OT	A
03/27/99	L	99	103	OT	A
04/06/04	W	103	100	OT	A
04/08/07	W	109	104	OT	H

BOSTON CELTICS (15-11)

DATE	W/L	76ERS	OPP	OT	H/A
02/02/51	L	90	96	OT	A
03/11/54	W	97	95	OT	H
01/07/56	L	99	105	OT	H
02/01/59	L	137	139	OT	A
01/05/60	W	145	143	OT	H
01/12/61	L	118	124	OT	H
03/12/61	L	134	136	OT	H
01/19/63	W	149	148	OT	H
03/08/67	W	115	113	OT	A
11/30/68	L	113	117	OT	H
02/09/69	L	117	122	OT	A
01/05/74	L	102	108	OT	N
03/20/76	L	96	103	OT	H
11/01/80	W	117	113	OT	H
12/19/81	W	123	118	OT	H
04/11/82	L	109	110	OT	H
11/06/82	W	119	115	2OT	H
12/04/83	W	121	114	OT	A
03/25/84	W	119	114	2OT	H
04/05/87	W	106	104	OT	H
03/28/89	W	117	115	OT	H
03/27/94	L	122	124	OT	A
01/22/97	W	127	125	OT	A
03/24/00	W	117	115	2OT	H
01/13/06	W	125	124	3OT	H
12/07/12	W	95	94	OT	H

BROOKLYN NETS (5-10)

DATE	W/L	76ERS	OPP	OT	H/A
03/17/81	L	120	126	OT	A
02/21/84	L	116	119	OT	A
02/17/89	L	127	129	OT	H
11/03/90	W	112	110	OT	H
03/26/91	L	95	98	OT	A
01/15/93	L	105	110	OT	A
03/08/95	L	108	115	OT	H
01/17/97	L	103	105	OT	H
03/12/99	W	100	93	OT	H
11/10/04	W	108	100	OT	H
02/07/05	L	97	107	OT	A
02/05/07	W	100	98	OT	H
12/01/07	L	92	94	OT	A
1/25/12	L	90	97	OT	H
12/20/13	W	121	120	OT	H

CHARLOTTE HORNETS (1-4)

DATE	W/L	76ERS	OPP	OT	H/A
01/16/89	L	122	127	OT	H
03/19/92	L	116	123	OT	H
04/09/94	L	122	127	OT	H
05/04/99	L	110	117	OT	A
12/21/10	W	96	92	OT	H

CHICAGO BULLS (9-2)

DATE	W/L	76ERS	OPP	OT	H/A
12/28/77	W	129	125	OT	H
11/17/79	L	103	106	OT	A
12/12/81	W	117	114	OT	A
01/17/86	W	120	118	OT	A
04/10/87	W	98	96	OT	H
01/27/88	L	109	119	OT	H
04/07/91	W	114	111	OT	A
12/08/93	W	95	88	OT	H
02/12/03	W	119	111	OT	H
12/2/08	W	103	95	OT	A
02/03/10	W	106	103	OT	H

CLEVELAND CAVALIERS (6-5)

DATE	W/L	76ERS	OPP	OT	H/A
01/12/73	L	109	113	2OT	N
02/11/81	W	122	120	OT	H
02/23/84	L	109	116	OT	A
03/17/86	W	118	112	OT	A
02/05/92	L	108	110	OT	H
12/03/99	W	102	100	OT	A
03/14/00	W	98	97	OT	A
11/15/03	L	88	91	OT	A
1/24/07	W	118	115	2OT	A
04/15/09	W	111	110	OT	A
11/09/13	L	125	127	2OT	A

DALLAS MAVERICKS (1-2)

DATE	W/L	76ERS	OPP	OT	H/A
12/29/82	W	126	116	OT	A
02/15/84	L	116	119	2OT	A
01/14/04	L	122	125	2OT	A

DENVER NUGGETS (2-0)

DATE	W/L	76ERS	OPP	OT	H/A
03/09/77	W	129	125	2OT	H
11/15/78	W	109	103	OT	H
1/18/12	L	104	108	OT	H

DETROIT PISTONS (11-10)

DATE	W/L	76ERS	OPP	OT	H/A
03/06/52	W	83	81	2OT	A
03/04/53	W	75	73	OT	A
02/06/54	W	93	87	OT	H
11/05/55	W	114	113	OT	H
02/27/56	W	98	95	OT	A
12/04/56	W	97	96	OT	N
02/11/59	L	114	118	OT	H
01/05/62	L	135	138	OT	H
01/22/65	W	109	103	OT	N
11/07/69	L	128	134	2OT	A
12/19/75	W	115	114	OT	A
02/21/79	L	99	106	OT	A
11/14/84	L	133	137	OT	H
10/30/85	W	132	125	OT	H
02/15/86	L	133	134	OT	A
02/11/87	L	113	123	OT	H
03/02/90	L	112	115	OT	A
05/05/99	W	105	100	OT	H
12/20/99	W	122	121	OT	H
01/08/03	L	94	103	OT	H
01/08/11	L	109	112	OT	A

GOLDEN ST. WARRIORS (7-10)

DATE	W/L	76ERS	OPP	OT	H/A
12/28/50	L	88	91	OT	A
01/25/52	L	94	95	OT	A
11/01/52	L	84	86	OT	A
02/11/54	L	74	76	2OT	A
01/19/55	W	98	97	OT	A
10/27/56	W	109	103	2OT	H
12/29/56	W	104	103	OT	A
01/13/60	L	131	132	OT	H
01/21/62	L	132	139	OT	N
11/12/63	W	106	102	OT	H

ALL-TIME OVERTIME RECORD (BY OPPONENT)

GOLDEN ST. WARRIORS (CONT.)

12/18/65	W	120	116	OT	A
03/03/77	L	119	121	OT	A
11/25/77	W	125	119	OT	H
01/18/91	L	138	141	OT	H
01/03/97	L	114	122	OT	A
11/24/07	L	98	100	OT	H
03/06/11	W	125	117	OT	H

HOUSTON ROCKETS (5-3)

DATE	W/L	76ERS	OPP	OT	H/A
11/24/68	L	128	135	OT	A
12/01/73	W	108	106	OT	H
04/05/76	W	130	129	OT	H
12/03/77	L	116	120	OT	A
01/06/90	L	119	124	OT	A
01/24/01	W	85	84	OT	A
01/15/02	W	112	106	OT	H
11/13/13	W	123	117	OT	H

INDIANA PACERS (8-6)

DATE	W/L	76ERS	OPP	OT	H/A
12/10/77	L	108	114	OT	A
11/03/79	W	120	114	2OT	A
11/27/81	W	124	112	OT	A
04/08/83	W	126	118	OT	H
10/29/83	W	124	112	OT	A
11/04/86	L	121	125	2OT	A
01/27/93	L	125	127	OT	H
01/14/94	W	104	102	OT	H
01/28/95	L	103	106	OT	A
01/28/98	L	90	93	OT	H
04/17/01	W	111	105	OT	A
01/06/03	L	104	105	OT	H
11/12/05	W	106	104	OT	H
4/21/12	W	109	106	OT	A

L.A. CLIPPERS (3-2)

DATE	W/L	76ERS	OPP	OT	H/A
02/04/75	W	111	105	OT	A
11/13/83	W	124	116	OT	H
11/06/02	W	101	99	OT	H
11/18/06	L	97	103	OT	A
12/19/09	L	101	112	OT	H

L.A. LAKERS (8-8)

DATE	W/L	76ERS	OPP	OT	H/A
12/05/51	W	83	81	OT	A
01/17/52	W	110	105	3OT	H
01/23/52	W	99	97	OT	A
12/15/55	L	133	135	3OT	H
12/11/58	W	101	99	OT	A
12/06/61	L	121	123	OT	A
12/05/67	L	122	128	OT	H
02/17/68	W	135	134	2OT	A
02/05/75	L	110	113	2OT	H
02/26/82	L	114	116	2OT	A
01/05/83	W	122	120	OT	H
02/23/86	L	111	117	OT	H
02/22/87	L	110	112	OT	H
03/05/93	L	97	101	OT	A
01/21/95	W	117	113	OT	H
12/20/02	W	107	104	OT	H

MEMPHIS GRIZZLIES (3-1)

DATE	W/L	76ERS	OPP	OT	H/A
01/05/96	L	102	103	OT	A
03/24/99	W	95	90	OT	A
01/20/06	W	89	86	OT	H
03/02/07	W	117	112	OT	H

MIAMI HEAT (6-0)

DATE	W/L	76ERS	OPP	OT	H/A
03/15/91	W	105	103	OT	H
11/20/92	W	129	128	3OT	H
01/20/93	W	115	112	OT	A
04/14/05	W	126	119	OT	H
01/19/07	W	98	95	OT	H
02/23/08	W	101	96	OT	A

MILWAUKEE BUCKS (10-7)

DATE	W/L	76ERS	OPP	OT	H/A
10/31/69	L	125	129	OT	H
12/04/70	L	122	128	OT	A
12/13/74	W	93	89	OT	H
02/18/79	W	110	107	OT	H
11/06/79	W	118	117	OT	A
03/30/82	L	114	116	OT	A
03/23/83	W	104	101	OT	H
01/05/84	W	103	102	OT	A
12/03/86	W	115	110	OT	H
02/11/88	W	119	113	OT	H
02/21/88	L	115	120	OT	A
12/04/90	W	109	108	OT	H
01/03/00	W	124	120	OT	H
11/09/02	L	105	110	OT	A
11/01/05	L	108	117	OT	H
04/02/11	L	87	93	OT	A
11/22/13	W	115	107	OT	H

MINNESOTA TIMBERWOLVES (1-5)

DATE	W/L	76ERS	OPP	OT	H/A
11/10/89	L	118	125	OT	A
02/03/91	L	102	110	2OT	A
12/11/00	L	91	96	OT	H
12/12/05	W	90	89	OT	H
01/05/07	L	102	104	OT	A
1/18/10	L	103	108	OT	A

NEW ORLEANS PELICANS (0-2)

DATE	W/L	76ERS	OPP	OT	H/A
11/05/03	L	99	106	OT	H
01/28/05	L	95	99	OT	A

NEW YORK KNICKS (8-17)

DATE	W/L	76ERS	OPP	OT	H/A
01/06/51	W	87	85	OT	A
12/16/52	L	93	98	OT	A
01/03/53	L	77	85	OT	A
11/22/53	L	80	84	OT	H
12/26/54	W	97	92	OT	H
01/29/56	L	95	99	OT	H
02/21/56	W	108	107	2OT	A
03/04/56	L	111	118	2OT	H
12/25/57	W	134	130	OT	H
02/15/61	L	127	129	OT	A
03/09/65	L	122	124	OT	A
01/03/67	W	148	142	OT	A
01/22/69	W	140	137	2OT	H
03/04/72	L	115	118	OT	A
02/14/76	L	97	101	OT	A
03/09/85	L	129	131	2OT	A
03/04/88	L	108	110	OT	A
01/21/91	L	116	117	OT	A
04/16/91	L	99	108	OT	A
02/08/93	L	115	120	OT	H
12/05/94	L	96	101	OT	H
03/12/04	W	99	94	2OT	H
12/17/04	L	107	113	OT	H
11/26/05	L	102	105	OT	A
10/31/09	W	141	127	OT	A

OKLAHOMA CITY THUNDER (5-4)

DATE	W/L	76ERS	OPP	OT	H/A
11/29/74	L	119	121	OT	H
02/27/80	W	101	98	OT	A
01/02/81	W	120	117	OT	A
12/30/83	L	93	97	OT	A
01/21/87	W	129	123	OT	H
02/16/90	W	100	96	OT	H
02/19/91	W	107	104	OT	H
03/09/11	L	105	110	OT	H
11/24/12	L	109	116	OT	H

ORLANDO MAGIC (3-3)

DATE	W/L	76ERS	OPP	OT	H/A
01/18/93	W	124	118	OT	H
02/02/01	L	117	123	2OT	H
03/31/03	W	118	113	OT	A
01/26/06	L	115	119	OT	H
01/18/11	L	98	99	OT	A
12/03/13	W	126	125	2OT	H

PHOENIX SUNS (3-2)

DATE	W/L	76ERS	OPP	OT	H/A
12/22/70	W	133	129	OT	A
10/29/71	L	135	137	2OT	H
01/06/79	L	139	143	OT	H
11/23/84	W	119	117	OT	A
04/03/02	W	89	83	OT	H

PORTLAND TRAIL BLAZERS (4-1)

DATE	W/L	76ERS	OPP	OT	H/A
12/20/70	W	134	132	OT	A
01/01/86	W	121	119	OT	A
12/06/91	W	105	102	OT	H
12/26/92	L	115	121	OT	A
03/23/09	W	114	108	OT	A

SACRAMENTO KINGS (7-8)

DATE	W/L	76ERS	OPP	OT	H/A
12/16/50	W	79	75	OT	A
02/05/53	W	83	79	OT	H
01/16/54	W	95	93	3OT	A
12/20/58	L	120	121	OT	H
01/08/59	W	145	138	3OT	A
10/27/60	L	140	143	OT	A
12/11/65	W	135	132	OT	N
03/19/68	L	130	131	OT	H
12/10/71	L	106	113	OT	H
04/01/77	W	111	105	OT	H
03/20/85	L	117	118	OT	H
11/28/87	L	114	115	OT	A
02/16/94	L	92	94	OT	A
12/30/00	W	107	104	OT	A
03/27/11	L	111	114	OT	H

SAN ANTONIO SPURS (2-2)

DATE	W/L	76ERS	OPP	OT	H/A
11/29/78	W	120	114	OT	A
02/24/88	L	121	123	OT	A
01/07/91	L	102	111	OT	H
02/15/06	W	103	100	OT	H

TORONTO RAPTORS (2-2)

DATE	W/L	76ERS	OPP	OT	H/A
04/21/96	W	109	105	OT	A
01/21/01	L	106	110	OT	H
04/03/10	L	123	128	OT	H
01/18/13	W	108	101	OT	H

UTAH JAZZ (0-4)

DATE	W/L	76ERS	OPP	OT	H/A
10/22/77	L	103	104	OT	H
01/13/97	L	96	97	OT	H
01/06/98	L	95	98	OT	A
03/14/11	L	107	112	OT	A

WASHINGTON WIZARDS (10-6)

DATE	W/L	76ERS	OPP	OT	H/A
10/22/64	L	135	138	OT	H
01/06/67	W	121	115	OT	H
11/15/75	W	110	109	3OT	H
03/20/80	L	113	119	OT	A
10/11/80	W	126	120	2OT	A
12/04/85	W	115	110	OT	H
01/25/88	L	117	118	OT	A
04/13/88	W	98	97	OT	H
02/01/89	W	114	110	OT	H
03/24/90	W	114	112	OT	A
11/16/90	W	115	102	OT	H
12/26/90	W	106	105	OT	A
03/07/99	L	95	103	OT	H
11/26/04	W	116	114	OT	H
11/02/10	L	115	115	OT	A
11/23/10	L	114	116	OT	A

LONGEST WINNING & LOSING STREAK

LONGEST SINGLE-SEASON WINNING STREAKS

WIN STREAK / OVERALL

STREAK	BEGIN	END
14	12/21/1982	01/21/1983
13	12/22/1984	01/16/1985
12	11/12/1949	12/08/1949
12	10/15/1980	11/11/1980
12	01/13/1990	02/05/1990
11	03/03/1966	03/20/1966
11	11/24/1966	12/10/1966
11	12/13/1966	01/04/1967
10	11/15/1977	11/30/1977
10	11/13/1980	11/29/1980
10	12/03/1980	12/26/1980
10	12/03/1982	02/23/1982
10	11/10/1981	12/01/1981
10	02/06/1983	03/01/1983
10	10/31/2000	11/20/2000

WIN STREAK / HOME GAMES

STREAK	BEGIN	END
25	12/17/1977	04/05/1978
24	11/27/1982	03/23/1983
22	10/15/1966	01/20/1967
22	11/15/1980	02/11/1981
20	11/02/1952	01/22/1953

WIN STREAK / ROAD GAMES

STREAK	BEGIN	END
13	12/08/2000	01/28/2001
11	10/15/1980	11/26/1980
10	12/14/1984	01/15/1985
8	12/13/1966	01/18/1967
7	10/31/1981	12/01/1981
7	12/26/1982	01/18/1983

LONGEST SINGLE-SEASON LOSING STREAKS

LOSING STREAK / OVERALL

STREAK	BEGIN	END
26	01/31/2014	03/27/2014
20	01/09/1973	02/11/1973
15	10/10/1972	11/10/1972
15	02/09/1994	03/11/1994
14	12/07/1972	01/06/1973
13	03/02/1973	03/25/1973
13	12/28/1996	01/20/1997
12	11/20/2009	12/11/2009
12	11/25/2006	12/20/2006
11	11/14/1995	12/05/1995
10	03/15/1994	04/03/1994
10	12/04/1996	12/21/1996

LOSING STREAKS / HOME GAMES

STREAK	BEGIN	END
18	01/17/2014	03/21/2014
12	12/09/1996	01/24/1997
11	02/09/1994	04/03/1994
10	11/17/2006	12/16/2006
10	10/11/1972	12/01/1972
10	12/08/1972	02/03/1973
9	12/22/1995	01/26/1996

LOSING STREAKS/ ROAD GAMES

STREAK	BEGIN	END
20	12/28/1987	03/04/1988
15	01/09/1973	03/20/1973
15	01/02/2013	03/21/2013
13	02/01/2014	03/31/2014
13	11/09/2013	12/28/2013
12	10/10/1972	11/19/1972
11	12/21/1973	02/09/1974
9	02/15/1994	03/11/1994
9	11/04/1995	12/13/1995
9	02/09/1996	03/30/1996

LONGEST 76ERS WINNING STREAKS

Overall 2-season ..... (18) 3/3/66 to 11/4/66; last 11 games in 1965-66 and first 7 games in 1966-67
Same Season ..... (14) 12/21/82 to 1/21/83
Home..... (36) 1/14/66 to 1/20/67
Road ..... (13) 12/8/00 to 1/28/01
Neutral ..... (14) 3/3/67 to 12/8/68
Start of Season ..... (10) 10/31/00 to 11/20/00
End of Season..... (11) 3/3/66 to 3/20/66

LONGEST 76ERS LOSING STREAKS

Overall ..... (26) 1/31/14 to 3/27/14
Home..... (18) 1/17/14 to 3/21/14
Road ..... (20) 12/28/87 to 3/4/88
Neutral ..... (8) 11/24/72 to 2/23/73
Start of Season ..... (15) 10/10/72 to 11/10/72
End of Season..... (13) 3/2/73 to 3/25/73

YEAR-BY-YEAR TOTAL ATTENDANCE

SEASON	REGULAR SEASON GP	REGULAR SEASON TOTAL	REGULAR SEASON AVG.	PLAYOFFS GP	PLAYOFFS TOTAL	OVERALL TOTAL	HOME BIGGEST CROWD
1963-64	80	352,813	4,410	5	30,087	382,900	6,850
1964-65	80	478,728	5,984	11	111,884	590,612	11,182
1965-66	80	632,493	7,906	5	53,458	685,951	10,834
1966-67	81	714,344	8,819	15	159,495	873,829	13,007
1967-68	82	788,482	9,616	13	171,191	959,673	15,332
1968-69	82	715,325	8,723	5	66,407	781,732	15,244
1969-70	82	647,177	7,899	5	61,690	708,867	15,244
1970-71	82	669,620	8,166	7	56,563	726,183	15,244
1971-72	82	674,382	8,224	—	—	674,382	15,304
1972-73	82	522,795	6,376	—	—	522,795	10,052
1973-74	82	508,288	6,198	—	—	508,288	8,988
1974-75	82	664,051	8,098	—	—	664,051	12,237
1975-76	82	955,864	11,657	3	39,488	999,352	18,516
1976-77	82	1,265,943	15,438	19	305,050	1,570,993	18,276
1977-78	82	1,244,053	15,171	10	171,233	1,415,286	18,276
1978-79	82	1,100,983	13,427	9	120,522	1,221,505	18,276
1979-80	82	1,057,224	12,893	18	299,164	1,356,388	18,276
1980-81	82	1,031,692	12,582	16	212,547	1,244,239	18,276
1981-82	82	1,082,222	13,198	21	318,558	1,400,780	18,364
1982-83	82	1,268,425	15,469	13	216,641	1,485,066	18,482
1983-84	82	1,197,350	14,602	5	77,005	1,274,355	17,921
1984-85	82	1,204,455	14,688	13	171,371	1,375,826	17,921
1985-86	82	1,104,429	13,469	12	155,189	1,259,568	17,941
1986-87	82	1,266,995	15,451	5	62,981	1,329,976	17,967
1987-88	82	1,098,116	13,392	—	—	1,098,116	18,168
1988-89	82	1,213,533	14,799	3	55,418	1,268,951	18,168
1989-90	82	1,242,986	15,158	10	177,442	1,420,428	18,168
1990-91	82	1,294,624	15,788	8	137,159	1,431,783	18,168
1991-92	82	1,248,972	15,231	—	—	1,248,972	18,168
1992-93	82	1,159,652	14,142	—	—	1,159,652	18,168
1993-94	82	1,176,196	14,344	—	—	1,176,196	18,168
1994-95	82	1,173,665	14,313	—	—	1,173,665	18,168
1995-96	82	1,213,440	14,798	—	—	1,213,440	18,168
1996-97	82	1,349,085	16,452	—	—	1,349,085	21,061
1997-98	82	1,368,957	16,695	—	—	1,368,957	21,305
1998-99	50	894,843	17,897	8	148,328	1,043,171	20,930
1999-00	82	1,467,532	17,897	10	185,772	1,653,304	21,060
2000-01	82	1,567,588	19,117	23	463,716	2,031,304	21,087
2001-02	82	1,610,514	19,640	5	97,465	1,707,979	20,797
2002-03	82	1,561,842	19,047	12	239,884	1,801,726	20,254
2003-04	82	1,512,708	18,448	—	—	1,512,708	20,804
2004-05	82	1,467,971	17,902	5	99,029	1,567,000	21,068
2005-06	82	1,440,987	17,573	—	—	1,440,987	20,652
2006-07	82	1,340,443	16,347	—	—	1,340,443	20,577
2007-08	82	1,316,181	16,051	6	117,510	1,433,691	20,730
2008-09	82	1,358,729	16,567	4	102,030	1,460,759	20,484
2009-10	82	1,275,669	15,557	—	—	1,275,669	20,809
2010-11	82	1,308,217	15,954	5	99,152	1,407,369	20,614
2011-12	66	1,130,832	17,134	13	262,919	1,393,751	20,694
2012-13	82	1,395,663	17,020	—	—	1,395,663	20,665
2013-14	82	1,283,725	15,655	—	—	1,283,725	20,856

TOP-5 LARGEST HOME CROWDS AT THE CENTER

ALL-GAMES			REGULAR SEASON ONLY			PLAYOFFS ONLY		
21,305	Chicago	04/17/98	21,305	Chicago	04/17/98	21,087	Milwaukee	05/30/01
21,257	Washington	04/16/03	21,257	Washington	04/16/03	21,046	Milwaukee	06/03/01
21,127	LA Lakers	12/20/02	21,127	LA Lakers	12/20/02	20,998	Milwaukee	05/24/01
21,104	Chicago	01/15/98	21,104	Chicago	01/15/98	20,969	Indiana	05/19/00
21,087	Milwaukee*	05/30/01	21,068	Sacramento	02/26/05	20,939	Toronto	05/16/01

ATTENDANCE FIGURES (HOME/ROAD BREAKDOWN)

HOME	HOME GP	HOME TOTAL	HOME AVG.	HOME PO	HOME PO TOTAL	HOME ALL GP	ROAD GP	ROAD TOTAL	ROAD AVG.	ROAD PO	ROAD PO TOTAL	ROAD ALL GP
1963-64	30	108,271	3,609	2	8,765	117,036	43	221,746	5,157	3	21,322	243,068
1964-65	25	108,729	4,349	5	43,517	152,246	48	334,403	6,967	6	68,367	402,770
1965-66	25	145,372	5,804	3	25,640	171,012	48	438,354	9,132	2	27,818	466,172
1966-67	30	246,275	8,224	8	78,275	324,550	43	403,889	9,393	7	81,220	485,109
1967-68	35	304,631	8,704	7	78,941	383,572	47	483,851	10,295	6	92,250	576,101
1968-69	34	361,161	10,622	3	38,639	399,800	45	339,152	7,537	2	27,768	366,920
1969-70	38	311,976	8,210	2	29,450	341,426	44	335,201	7,618	3	32,240	367,441
1970-71	39	336,815	8,636	3	26,607	363,422	43	332,805	7,739	4	29,956	362,761
1971-72	37	326,493	8,824	—	—	326,493	41	321,043	7,830	—	—	321,043
1972-73	31	182,921	5,901	—	—	182,921	41	305,142	7,442	—	—	305,142
1973-74	37	171,159	4,626	—	—	171,159	41	321,233	7,835	—	—	321,233
1974-75	41	296,721	7,237	—	—	296,721	41	367,330	8,959	—	—	367,330
1975-76	41	509,699	12,432	2	27,439	537,138	41	446,165	10,882	1	12,049	458,214
1976-77	41	632,949	15,438	0	174,115	807,064	41	632,994	15,438	9	130,935	763,929
1977-78	41	644,456	15,718	5	79,124	723,580	41	599,597	14,624	5	92,109	691,706
1978-79	41	506,485	12,353	4	52,324	558,809	41	594,488	14,500	5	68,198	662,728
1979-80	41	479,727	11,701	9	151,060	630,787	41	577,497	14,085	9	148,104	725,601
1980-81	41	469,355	11,448	8	109,190	578,545	41	562,337	13,715	8	103,357	665,694
1981-82	41	506,847	12,362	10	162,904	669,751	41	575,375	14,034	11	155,654	731,029
1982-83	41	646,788	15,775	7	22,615	769,403	41	621,637	15,162	6	91,026	712,663
1983-84	41	588,139	14,345	3	44,457	632,596	41	609,211	14,859	2	32,548	745,211
1984-85	41	572,569	13,965	6	81,256	653,825	41	631,886	15,412	7	90,115	722,001
1985-86	41	513,459	12,523	6	81,206	594,665	41	590,970	14,414	6	73,933	664,903
1986-87	41	587,748	14,335	2	29,825	617,573	41	679,247	16,567	3	33,156	712,403
1987-88	41	513,113	12,515	—	—	513,113	41	585,003	14,268	—	—	585,003
1988-89	41	558,292	13,617	1	16,236	576,460	41	655,241	15,981	2	39,182	694,423
1989-90	41	574,710	14,017	5	87,991	662,701	41	668,276	16,299	5	89,451	757,727
1990-91	41	634,210	15,469	3	51,921	686,131	41	660,414	16,108	5	85,238	745,652
1991-92	41	574,128	14,003	—	—	574,128	41	674,844	16,460	—	—	674,844
1992-93	41	515,284	12,568	—	—	515,284	41	644,368	15,716	—	—	644,368
1993-94	41	509,444	12,425	—	—	509,444	41	666,752	16,262	—	—	666,752
1994-95	41	507,809	12,386	—	—	507,809	41	665,856	16,240	—	—	665,856
1995-96	41	489,327	11,935	—	—	489,327	41	724,113	17,661	—	—	724,113
1996-97	41	626,478	15,280	—	—	626,478	41	722,607	17,265	—	—	722,607
1997-98	41	655,417	15,986	—	—	655,417	41	713,540	17,403	—	—	713,540
1998-99	25	436,444	17,458	4	83,198	519,642	25	458,399	18,336	4	65,130	523,529
1999-00	41	756,929	18,462	5	104,028	860,957	41	710,603	17,332	5	81,744	792,347
2000-01	41	805,692	19,651	13	271,595	1,077,287	41	761,896	18,583	10	192,121	954,017
2001-02	41	842,976	20,560	2	41,593	884,569	41	767,538	18,720	3	55,872	823,410
2002-03	41	807,097	19,685	6	121,523	928,620	41	754,745	18,408	6	118,361	873,106
2003-04	41	788,128	19,223	—	—	788,128	41	724,580	17,673	—	—	724,580
2004-05	41	732,686	17,870	2	32,801	765,487	41	735,285	17,934	3	66,228	801,513
2005-06	41	677,278	16,519	—	—	677,278	41	763,709	18,627	—	—	763,709
2006-07	41	608,603	14,844	—	—	608,603	41	731,840	17,850	—	—	731,840
2007-08	41	609,675	13,870	3	51,282	660,957	41	609,675	14,870	3	66,228	675,903
2008-09	41	647,898	15,802	3	49,647	697,545	41	710,831	17,337	3	52,383	763,214
2009-10	41	583,219	14,225	—	—	583,219	41	692,450	16,889	—	—	692,450
2010-11	41	604,823	14,752	2	39,452	644,275	41	703,394	17,156	3	59,700	763,094
2011-12	33	577,597	17,503	6	122,320	699,917	33	553,235	16,765	7	140,599	693,834
2012-13	41	685,412	16,717	—	—	685,412	41	710,251	17,323	—	—	710,251
2013-14	41	568,632	13,869	—	—	568,632	41	715,093	17,441	—	—	715,093

BIGGEST & SMALLEST CROWDS

Biggest 76ers home crowd, ever ..... 21,305 76ers vs. Chicago, April 17,1998
Biggest 76ers home crowd, playoffs ..... 21,087, 76ers vs. Milwaukee May 30, 2001
Smallest crowd, playoffs ..... 4,255, 76ers vs. Cincinnati, March 28, 1964
Biggest 76ers crowd anywhere ..... 52,745 at Pontiac, Michigan, February 14, 1987
Smallest Spectrum crowd ..... 2,058, 76ers vs. Buffalo, February 6, 1974
Smallest Wells Fargo Center crowd ..... 9,317 76ers vs. Charlotte, November 7, 2007

NOTES

>> Back to Table of Contents



ALL-NBA TEAM SELECTIONS

FIRST TEAM ALL-NBA SELECTIONS

2004-05	Allen Iverson
2000-01	Allen Iverson
1998-99	Allen Iverson
1990-91	Charles Barkley
1989-90	Charles Barkley
1988-89	Charles Barkley
1987-88	Charles Barkley
1984-85	Moses Malone
1982-83	Moses Malone
1982-83	Julius Erving
1981-82	Julius Erving
1980-81	Julius Erving
1979-80	Julius Erving
1977-78	Julius Erving
1975-76	George McGinnis
1970-71	Billy Cunningham
1969-70	Billy Cunningham
1968-69	Billy Cunningham
1967-68	Wilt Chamberlain
1966-67	Wilt Chamberlain
1965-66	Wilt Chamberlain
1957-58	Dolph Schayes
1956-57	Dolph Schayes
1954-55	Dolph Schayes
1953-54	Dolph Schayes
1952-53	Dolph Schayes
1951-52	Dolph Schayes

SECOND TEAM ALL-NBA SELECTIONS

2002-03	Allen Iverson
2001-02	Allen Iverson
2000-01	Dikembe Mutombo
1999-00	Allen Iverson
1991-92	Charles Barkley
1986-87	Charles Barkley
1985-86	Charles Barkley
1983-84	Moses Malone
1983-84	Julius Erving
1976-77	Julius Erving
1976-77	George McGinnis
1971-72	Billy Cunningham
1968-69	Hal Greer
1967-68	Hal Greer
1966-67	Hal Greer
1965-66	Hal Greer
1964-65	Hal Greer
1963-64	Hal Greer
1962-63	Hal Greer
1960-61	Larry Costello
1960-61	Dolph Schayes
1959-60	Dolph Schayes
1958-59	Dolph Schayes
1955-56	Dolph Schayes
1954-55	Paul Seymour
1953-54	Paul Seymour
1950-51	Dolph Schayes
1949-50	Dolph Schayes
1949-50	Al Cervi

THIRD TEAM ALL-NBA SELECTIONS

2005-06	Allen Iverson
2001-02	Dikembe Mutombo

All-NBA teams selected by writers and broadcasters

NBA MOST VALUABLE PLAYER
(Maurice Podoloff Trophy)

Selected by NBA players until 1979-80; by writers and broadcasters since 1980-81

2000-01	Allen Iverson
1982-83	Moses Malone
1980-81	Julius Erving
1967-68	Wilt Chamberlain
1966-67	Wilt Chamberlain
1965-66	Wilt Chamberlain

NBA COACH OF THE YEAR
(Red Auerbach Trophy)

Selected by writers and broadcasters

2000-01	Larry Brown
1965-66	Dolph Schayes

NBA ROOKIE OF THE YEAR
(Eddie Gottlieb Trophy)

Selected by writers and broadcasters

2013-14	Michael Carter-Williams
1996-97	Allen Iverson

NBA ALL-DEFENSIVE PERFORMERS

Selected by NBA coaches

FIRST TEAM SELECTIONS

2000-01	Dikembe Mutombo
1985-86	Maurice Cheeks
1984-85	Maurice Cheeks
1983-84	Maurice Cheeks
1982-83	Maurice Cheeks
1982-83	Bobby Jones
1982-83	Moses Malone
1981-82	Bobby Jones
1981-82	Caldwell Jones
1980-81	Bobby Jones
1980-81	Caldwell Jones
1979-80	Bobby Jones
1978-79	Bobby Jones

SECOND TEAM SELECTIONS

2010-11	Andre Iguodala
2002-03	Eric Snow
2001-02	Dikembe Mutombo
1998-99	Theo Ratliff
1989-90	Rick Mahorn
1986-87	Maurice Cheeks
1984-85	Bobby Jones

NBA ALL-ROOKIE PERFORMERS

Selected by NBA coaches

FIRST TEAM SELECTIONS

2013-14	Michael Carter-Williams
2004-05	Andre Iguodala
1996-97	Allen Iverson
1995-96	Jerry Stackhouse
1988-89	Hersey Hawkins
1984-85	Charles Barkley*
1972-73	Fred Boyd*
1965-66	Billy Cunningham*
1964-65	Lucious Jackson*
1962-63	Chet Walker*

SECOND TEAM SELECTIONS

1997-98	Tim Thomas
1994-95	Sharone Wright
1993-94	Shawn Bradley
1992-93	Clarence Weatherspoon

** NOTE: The first and second NBA All-Rookie Team selections began in 1988-89.*

MISCELLANEOUS AWARD WINNERS

NBA MOST IMPROVED PLAYER

Selected by writers and broadcasters

1994-95	Dana Barros

NBA DEFENSIVE PLAYER OF THE YEAR

Selected by writers and broadcasters

2000-01	Dikembe Mutombo

NBA SIXTH MAN AWARD

Selected by writers and broadcasters

2000-01	Aaron McKie
1982-83	Bobby Jones

IBM AWARD

Determined by computer formula

1987-88	Charles Barkley
1986-87	Charles Barkley
1985-86	Charles Barkley

J. WALTER KENNEDY CITIZENSHIP AWARD

Selected by the Pro Basketball Writers Association

2009-10	Samuel Dalembert
2000-01	Dikembe Mutombo
1982-83	Julius Erving

NBA SPORTSMANSHIP AWARD

Selected by writers and broadcasters

1999-00	Eric Snow
1998-99	Eric Snow (Atlantic Division Winner)

ALL-TIME OLYMPIC PARTICIPANTS

PLAYER	YR(S)	YRS. WITH 76ERS
Andre Iguodala	2012	2004-present
Allen Iverson	2004	1996-2006; 2009-10
Larry Brown	1964, 2004*	1997-03
Charles Barkley	1992, 1996	1984-92
Jeff Grayer	1988	1994-95
Hersey Hawkins	1988	1988-93
Leon Wood	1984	1984-86
Danny Vranes	1980	1986-88
Mike Bantom	1972	1981-82
Doug Collins	1972	1973-81
Bobby Jones	1972	1978-86
Melvin Counts	1964	1972-73
Luke Jackson	1964	1964-72
George Wilson	1964	1968-70
Darrall Imoff	1960	1968-70

**denotes head coach*

NBA Community Assist Award

Samuel Dalembert	January, 2010
Samuel Dalembert	February, 2009
Chris Webber	Decemeber, 2005
Allen Iverson $	August, 2004
Allen Iverson	July, 2004
Marc Jackson, Aaron McKie	November, 2003
Todd MacCulloch	October, 2002
Eric Snow	December, 2001
George Lynch	February, 2001

$ - shared with USA Basketball team members

NBA PLAYER OF THE MONTH

Allen Iverson	April, 2005
Allen Iverson	January, 2002
Allen Iverson	January, 2001
Allen Iverson	February, 1999
Charles Barkley	November, 1988
Charles Barkley	January, 1987
Moses Malone	February, 1983
Moses Malone *	December, 1982
Julius Erving	November, 1981
Julius Erving	November, 1980
Julius Erving	March, 1980

** - shared with Larry Drew*

NBA Coach of the Month

Doug Collins	February 2011
Larry Brown	March 2003
Larry Brown	February, 2003
Larry Brown	November, 2000
Jim Lynam	January, 1990
Billy Cunningham	December, 1982

NBA Rookie of the Month

Michael Carter-Williams	April, 2014
Michael Carter-Williams	March, 2014
Michael Carter-Williams	January, 2014
Michael Carter-Williams	October/November, 2013
Allen Iverson	April, 1997
Allen Iverson	November, 1996
Jerry Stackhouse	March, 1996

NBA Player of the Week

Allen Iverson ..... 20 times
2006-07: 1 (11/6/06); 2005-06: 3 (3/15/06, 1/17/06, 12/13/05); 2004-05: 4 (3/28/05, 3/7/05, 2/14/05, 12/27/04); 2003-04 1 (11/16/03); 2002-03: 3 (3/17/03, 12/2/02, 11/25/02); 2001-02 4 (3/3/02, 1/27/02, 1/20/02, 11/19/01); 2000-01: 2 (2/20/01, 1/8/01); 1998-99: --; 1997-98: 1 (1/18/98); 1996-97: 1 (4/13/97)

Charles Barkley ..... 6 times
1990-91: 1 (11/25/90); 1989-90: 1 (4/8/90); 1987-88: 1 (3/20/88); 1985-86 3 (3/30/86, 3/2/86, 1/26/86)

Moses Malone ..... 2 times
1984-85: 1 (11/18/84); 1983-84: 1 (3/25/84); 1982-83: 1 (2/6/83)

Andre Miller ..... 2 times
2007-08 2 (2/4-2/10/08, 2/25-3/2/08)

Julius Erving ..... 3 times
1986-97: 1 (4/19/87); 1980-81: 1 (1/18/81); 1979-80: 1 (10/21/79)

Michael Carter-Williams ..... 1 time
2013-14: 1 (11/3/13)

Aaron McKie ..... 1 time
2000-01: 1 (1/2/01)

Eric Snow ..... 1 time
2001-02: 1 (4/14/02)

Andrew Toney ..... 1 time
1982-83: 1 (3/20/83 #)

Caldwell Jones ..... 1 time
1980-81: 1 (2/8/81)

 # - shared with Gus Williams

ALL-STAR WEEKEND PARTICIPANTS

ALL-STAR GAME SELECTIONS

Since the first NBA All-Star game (1950-51), 28 different players have earned 97 All-Star selections:

Dolph Schayes **12**
1951, 1952*, 1953, 1954, 1955, 1956, 1957, 1958, 1959, 1960, 1961, 1962

Julius Erving **11**
1977, 1978, 1979, 1980, 1981, 1982, 1983, 1984, 1985, 1986, 1987

Hal Greer **10**
1961, 1962, 1963, 1964, 1965, 1966, 1967, 1968, 1969, 1970

Allen Iverson **7**
2000, 2001, 2002, 2003, 2004, 2005, 2006

Charles Barkley **6**
1987, 1988, 1989, 1990, 1991, 1992

Larry Costello **6**
1958, 1959, 1960, 1961, 1962*, 1965

Maurice Cheeks **4**
1983, 1986, 1987, 1988

Doug Collins **4**
1976, 1977, 1978, 1979*

Billy Cunningham **4**
1969, 1970, 1971, 1972

Moses Malone **4**
1983, 1984*, 1985, 1986

Wilt Chamberlain **3**
1966, 1967, 1968

John "Red" Kerr **3**
1956, 1959, 1963

Paul Seymour **3**
1953, 1954, 1955

Chet Walker **3**
1964, 1966, 1967

Bobby Jones **2**
1981, 1982

George McGinnis **2**
1976, 1977

Andrew Toney **2**
1983, 1984

Dana Barros **1**
1995

John Block **1**
1973

Billy Gabor **1**
1953

Hersey Hawkins **1**
1991

Jrue Holiday **1**
2013

Andre Iguodala **1**
2012

Luke Jackson **1**
1965

Steve Mix **1**
1975

Dikembe Mutombo **1**
2002

Theo Ratliff **1**
2001*

Red Rocha **1**
1952

Lee Shaffer III **1**
1963

George Yardley **1**
1960

**denotes injured and did not participate*

ALL-STAR GAME MVP

Allen Iverson 2005
Allen Iverson 2001
Charles Barkley 1991
Julius Erving 1983
Julius Erving 1977
Hal Greer 1968

ROOKIE CHALLENGE MVP

Andre Iguodala (Sophomore Team) 2006
Allen Iverson 1997

ALL-STAR COACHES

Billy Cunningham ..... 4-0 ..... 1978, 1980, 1981, 1983
Al Cervi ..... 2-0 ..... 1955, 1952
Larry Brown 1-0 2001
Alex Hannum 1-0 1968
Gene Shue 0-1 1977

ALL-STAR SATURDAY PARTICIPANTS

ROOKIE CHALLENGE

Michael Carter-Williams 2014
Evan Turner 2012
Jrue Holiday 2011
Thaddeus Young 2009
Andre Iguodala (MVP) 2006
Andre Iguodala 2005
Kyle Korver 2005
Todd MacCulloch 2000
Tim Thomas 1998
Allen Iverson (MVP) 1997
Jerry Stackhouse 1996
Sharone Wright 1995
Shawn Bradley 1994

THREE-POINT SHOOTOUT

Kyle Korver 2005
Kyle Korver 2004
Allen Iverson 2000
Dana Barros 1995
Dana Barros 1994
Hersey Hawkins 1991
Gerald Henderson 1989

SLAM DUNK CONTEST

Andre Iguodala 2006
Larry Hughes 2000
Jerry Stackhouse 1996
Tim Perry 1995
Tim Perry 1993
Julius Erving 1985
Julius Erving 1984

BASKETBALL HALL OF FAMERS

Charles Barkley
Enshrined as a player on Sept. 8, 2006.
1984-92: 76ers player

Danny Biasone
Enshrined as contributor on Oct. 13, 2000
1949-63: Nationals President & Founder

Larry Brown
Enshrined as a coach on Sept. 27, 2002
1997-03: 76ers head coach

Al Cervi
Enshrined as a player on July 1, 1985
1949-53: Nationals player
1949-56: Nationals head coach

Wilt Chamberlain
Enshrined as a player on April 28, 1979
1965-68: 76ers player

Billy Cunningham
Enshrined as a player on May 6, 1986
1965-72, 1974-76: 76ers player
1977-85: 76ers head coach

Julius Erving
Enshrined as a player on May 10, 1993
1976-87: 76ers player

Hal Greer
Enshrined as a player on May 3, 1982
1958-73: 76ers/Nationals player

Alex Hannum
Enshrined as a coach on Oct. 2, 1998
1949-51: Nationals player
1960-68: 76ers/Nationals Coach

Bailey Howell
Enshrined as a player on Sept. 29, 1997
1970-71: 76ers player

Moses Malone
Enshrined as a player on Oct. 5, 2001
1982-86, 1993-94: 76ers player

Bob McAdoo
Enshrined as a player on Oct. 13, 2000
1985-86: 76ers player

Jack Ramsay
Enshrined as a coach on May 11, 1992
1968-72: 76ers head coach

Dolph Schayes
Enshrined as a player on April 26, 1998
1949-64: 76ers/Nationals player
1963-66: 76ers head coach

Chet Walker
Enshrined as a player on September 7, 2012
1962-69: 76ers/Nationals player

George Yardley
Enshrined as a player on May 6, 1996
1959-60: Nationals player

OTHER HALL OF FAME AWARDS / HONORS

John Bunn Award

Presented for outstanding lifetime achievement to basketball. It is the highest single honor the Basketball Hall of Fame awards outside of actual Enshrinement.

★ Harvey Pollack (Awarded on July 18, 2002)

Curt Gowdy Media Award

Awarded annually to one member of print and electronic media whose efforts have made significant contribution to the game of basketball

★ Bill Campbell (Awarded on June 16, 2005)

RETIRED NUMBERS



#34 Charles Barkley

Jersey Retired: March 30, 2001

Seasons with Franchise: 8 (1984-92)

Despite measuring a shade under 6-foot-5, "Sir Charles" established himself as a force under the basket in two gold medal-winning Olympics and 16 NBA seasons. Barkley averaged 22.1 points and 11.7 rebounds per game in 16 NBA seasons and appeared in nine All-Star Games, capturing MVP honors in 1991 after scoring 17 points and 22 rebounds. Selected by Philadelphia with the fifth overall pick in the 1984 NBA Draft, Barkley averaged 23.3 points and 11.6 rebounds in eight seasons with the 76ers. He also played four seasons with Phoenix (1992-96) and spent the final three seasons of his career in Houston (1996-99).

HIGHLIGHTS: NBA Most Valuable Player (1993)...IBM Award, for all-around contributions to team's success (1986, 1987, 1988)...All-NBA first team (1988, 1989, 1990, 1991, 1993)...All-NBA second team (1986, 1987, 1992, 1994, 1995)...All-NBA third team (1996)...NBA All-Rookie Team (1995)...NBA All-Star selection (1987, 1988, 1989, 1990, 1991, 1992, 1993, 1994, 1995, 1996, 1997)...NBA All-Star Game Most Valuable Player (1991)...NBA 50th Anniversary All-Time Team (1996).

#13 Wilt Chamberlain

Jersey Retired: March 18, 1991

Seasons with Franchise: 4 (1964-68)

A Philadelphia native, Wilt Chamberlain was one of the most dominant players the NBA has ever seen. He finished his 14-year career with a 30.1 scoring average and a 22.9 rebound average. The four-time league MVP is the only player to score 100 points in a single game and holds the NBA record for most games with 50 or more points, a feat he accomplished an astounding 118 times. On a league-record nine occasions "The Big Dipper" led the league in field goal percentage and seven seasons he was the league's top scorer. He ranks as the Sixers all-time leader in both scoring average and field goal percentage. Chamberlain totaled 31,419 points and 23,924 rebounds during his NBA career and was selected to play in the NBA All-Star Game 13 times. Chamberlain helped the Sixers claim the NBA championship in 1967 and guided the Los Angeles Lakers to an NBA crown in 1972.

HIGHLIGHTS: NBA Most Valuable Player (1960, 1966, 1967, 1968)...NBA Rookie of the Year (1960)...All-NBA first team (1960, 1961, 1962, 1964, 1966, 1967, 1968)...All-NBA second team (1963, 1965, 1972)...NBA All-Defensive first team (1972, 1973)...elected to Naismith Memorial Basketball Hall of Fame (1978)...NBA 35th Anniversary All-Time Team (1980)...NBA 50th Anniversary All-Time Team (1996)...member of the NBA Championship team (1967, 1972)...NBA Finals Most Valuable Player (1972)...NBA All-Star Game Most Valuable Player (1960).

#10 Maurice Cheeks

Jersey Retired: Feb. 6, 1995

Seasons with Franchise: 18 - Player, 11 (1978-89);

Assistant Coach, 7 (1994-01); Head Coach, 1 (2005-present)

Maurice Cheeks, the consummate point guard, played 15 seasons in the NBA, 11 in Philadelphia, after being selected in the second round (36th overall) of the 1978 NBA Draft. He is the Sixers all-time leader in both steals and assists. In each of his 11 seasons in Philadelphia, Cheeks led the Sixers in assists and each of his first 10 seasons he also led the team in steals. Four times as a member of the 76ers he played in the NBA All-Star Game and was instrumental in the Sixers 1983 NBA championship. Additionally, Cheeks shares single-game records for most steals in an NBA Finals game and an NBA playoff game. During his stellar NBA career, Cheeks tallied 12,195 points, 7,392 assists and 2,310 steals. He served as an assistant coach with the Sixers for seven seasons (1994-01) and returned to Philadelphia for his first season as a head coach with the 76ers in 2005-06.

HIGHLIGHTS: Member of the 1983 NBA Championship team...NBA All-Defensive first team (1983, 1984, 1985, 1986)...NBA All-Defensive second team (1987)...NBA All-Star selection (1983, 1986, 1987, 1988).

RETIRED NUMBERS

#32 Billy Cunningham

Jersey Retired: Dec. 17, 1976

Seasons with Franchise: 17 - Player, 9 (1965-72, 1974-76);

Head Coach, 8 (1977-85)

Billy Cunningham, the 76ers first round draft choice in the 1965 NBA Draft (7th overall), played nine seasons for the Sixers and served as their head coach for eight years. The 1966 NBA Rookie of the Year scored 13,626 points during his career with the 76ers and made four consecutive All-Star Game appearances. Cunningham also played two seasons for the Carolina Cougars of the ABA and was the league's MVP and a first-team ABA All-Star in 1973. He compiled a 454-196 record as the Sixers head coach and guided the team to three division titles. Cunningham is the only member of the organization to capture an NBA championship as both a player (1967) and as a head coach (1983).

HIGHLIGHTS: All-NBA first team (1969, 1970, 1971)...All-NBA second team (1972)...NBA All-Rookie Team (1965)...elected to Naismith Memorial Hall of Fame (1986)...One of the 50 Greatest Players in NBA History (1996)...member of NBA Championship team (1967)...winningest coach (454-196) in franchise history.

#6 Julius Erving

Jersey Retired: April 18, 1988

Seasons with Franchise: 11 (1976-87)

One of the most popular athletes in Philadelphia sports history, Julius Erving played 11 seasons as a member of the 76ers after being acquired from the New York Nets in 1976. "Dr. J" was selected to play in the NBA All-Star Game in each of his 11 seasons in the league and became the first Sixers player to be chosen MVP of the All-Star Game on two occasions (1977, 1983). Erving was a member of the 76ers 1983 championship team and is the franchise's all-time leader in blocked shots. Prior to his entry into the NBA, Erving played five seasons in the ABA where he was named the league's MVP twice (1974, 1976) and the co-MVP in 1975. He guided the New York Nets to a pair of ABA titles and appeared in the ABA All-Star Game in each of his five seasons.

HIGHLIGHTS: NBA Most Valuable Player (1981)...All-NBA first team (1978, 1980, 1981, 1982, 1983)...All-NBA second team (1977, 1984)...J. Walter Kennedy Citizenship Award (1983)...elected to the Naismith Memorial Hall of Fame (1993)...NBA 35th Anniversary All-Time Team...One of the 50 Greatest Players in NBA History (1996)...member of NBA Championship team (1983)...All-Star Game Most Valuable Player (1977, 1983).



#15 Hal Greer

Jersey Retired: Nov, 19, 1976

Seasons with Franchise: 14 - Nationals, 5 (1958-63);

76ers, 9 (1963-73)

Hal Greer was the first player to have his number retired by the 76ers organization. Greer, who represented the 76ers in the NBA All-Star Game for 10-straight years (1961-70), is the only Sixers player to wear number 15. He was selected by the Syracuse Nationals in the second round (14th overall) of the 1958 NBA Draft. He played five seasons for Syracuse before the franchise moved to Philadelphia in 1963. Greer totaled 21,586 points during his 15-year career and helped lead the Sixers to the 1967 NBA championship. He currently ranks as the 76ers all-time leader in points scored, minutes played, field goals made, field goals attempted, games played and personal fouls.

HIGHLIGHTS: All-NBA second team (1963, 1964, 1965, 1966, 1967, 1968, 1969)...elected to Naismith Memorial Hall of Fame (1982)...One of the 50 Greastest Players in NBA History (1996)...member of NBA Championship team (1967)...NBA All-Star Game Most Valuable Player (1968).

RETIRED NUMBERS / HONOREE



3 Allen Iverson

Jersey Retired: Mar. 1, 2014

Seasons with Franchise: 12 (1996-2007, 2009-10)

Allen Iverson was the first overall pick by Philadelphia in the 1996 NBA Draft and played his first 10-plus seasons with the franchise. Considered by many to be the pound-for-pound toughest player in league history, Iverson was also one of the most iconic athletes of his generation. The crowning achievement in Iverson's career came in 2000-01 when he was named MVP of the league while leading the Sixers to the NBA Finals. Iverson has the seventh-highest scoring average in league history (26.7 ppg) and scored the second-most points in franchise history. He also owns the second-highest scoring average in playoff history (29.7 ppg), trailing only Michael Jordan. Iverson led the NBA in steals in three consecutive seasons from 2000-01 through 2002-03 and ranks eighth in the league history in steals per game (2.17).

HIGHLIGHTS: NBA Most Valuable Player (2001); NBA Rookie of the Year (1997), 11-time NBA All-Star and two-time All-Star Game MVP; four-time NBA scoring champion; three-time NBA steals leader; three-time All-NBA First Team; three time All-NBA Second Team.

24 Bobby Jones

Jersey Retired: Nov. 7, 1986

Seasons with Franchise: 8 (1978-86)

One of the greatest defenders in NBA history, Bobby Jones played eight of his 10 NBA seasons for the 76ers. He was named to the NBA's All-Defensive first team eight consecutive seasons from 1977-84 and was a second team selection in 1985. In 1983, he captured the NBA Sixth Man Award and helped lead the Sixers to the NBA championship. A first round draft choice (15th overall) of the Houston Rockets in the 1974 NBA Draft, Jones began his professional career as a member of the ABA's Denver Nuggets. He was a member of the ABA All-Rookie team in 1985, an ABA All-Star in 1976 and a member of the ABA's All-Defensive Team in both 1975 and 1976. With the 76ers, he totaled 6,585 points and 2,942 rebounds.

HIGHLIGHTS: NBA Sixth Man Award (1983)...NBA All-Defensive first team (1977, 1978, 1979, 1980, 1981, 1982, 1983, 1984)...NBA All-Defensive second team (1985)... member of NBA Championship team (1983)...member of silver-medal winning U.S. Olympic team (1972)...NBA All-Star Game (1977, 1978, 1981, 1982).

David Zinkoff

Microphone Retired: March 25, 1986

Seasons with Franchise: 22 (1963-1985)

The only non-player to be recognized with a banner in the rafters of the Wachovia Center, Dave Zinkoff was the Sixers legendary public address announcer from their inception in 1963 until his passing on Christmas Day in 1985. Zinkoff also served as the public address announcer for the Philadelphia Warriors from 1946 through 1962 and at numerous college basketball games at Convention Hall. He also served in the same capacity for boxing and wrestling at Convention Hall and for the first-ever Sugar Bowl. In addition to having his microphone retired, Zinkoff Boulevard was dedicated on June 19, 1986.

>> Back to Table of Contents



TEAM SINGLE-GAME RECORDS

MOST POINTS	Game	163	vs. San Francisco	03/10/63
	1st Half	86	vs. Detroit	02/12/61
	2nd Half	95	at Seattle	12/20/67
	1st Quarter	50	at San Francisco	12/16/62
	2nd Quarter	48	vs. Detroit	02/12/61
	3rd Quarter	51	vs. Detroit	03/02/63
	4th Quarter	53	at Seattle	12/20/67
	OT	22	vs. Miami	4/15/05
MOST FGM	Game	69	vs. San Francisco	03/10/63
	Half	40	vs. Detroit	01/13/63
	Quarter	21	at San Francisco	12/16/62
MOST FGA	Game	140	vs. Philadelphia	03/01/61
		140	at Philadelphia	02/17/60
	Half	78	vs. Philadelphia	03/02/61
	Quarter	40	vs. Philadelphia	03/03/61
BEST FG PCT	Game	.686 (48-70)	vs. New Jersey	03/22/86
	Half	.758 (25-33)	vs. Portland	11/16/07
	Quarter	.938 (15-16)	vs. LA Lakers	12/02/66
MOST 3-PT FGM	Game	15	vs. L.A. Lakers	02/07/14
MOST 3-PT FGA	Game	41	vs. New York	03/21/14
MOST FTM	Game (5OT)	59	vs. Anderson	11/24/49
	Game	51	vs. Rochester	01/15/53
MOST FTA	Game (5OT)	86*	vs. Anderson	11/24/49
	Game	67	vs. Tri-Cities	11/17/49
		67	vs. Chicago	12/07/62
	Half	42	at San Francisco	12/18/65
	Quarter	27	at San Diego	11/08/67
		27	vs. Detroit	12/22/90
BEST FT PCT	Game	1.000	Several times; most without a miss: at Boston (29-29)	11/2/57
MOST REBOUNDS	Game	97	vs. Philadelphia	02/21/57
		97	at Philadelphia	03/04/61
	Quarter	35	vs. New York	11/11/61
MOST OFF. REBOUNDS	Game	32	at Detroit (OT)	12/19/75
		32	vs. L.A. Lakers	01/08/75
	Half	19	vs. LA Clippers	01/08/86
MOST DEF. REBOUNDS	Game	54	vs. Washington (OT)	11/15/75
	Half	34	vs. Washington	11/16/75
MOST ASSISTS	Game	45	vs. Denver	12/07/88
	Half	25	vs. Cincinnati	03/19/71
		25	vs. Boston	11/05/77
		25	vs. Detroit	03/25/81
	Quarter	16	vs. Houston	11/21/82
MOST PERSONAL FOULS	Game (OT)	59	at Baltimore	11/15/52
	Game	50	vs. New York	02/15/53
	Half	28	at Boston	12/26/50
	Quarter	16	at Boston	12/26/50
		16	vs. San Diego	11/19/69
MOST STEALS	Game	24	vs. Detroit	11/11/78
	Half	14	vs. New York	02/20/08
	Quarter	10	vs. Phoenix	03/17/84
MOST TURNOVERS	Game (2OT)	39	at Detroit	11/07/69
	Game	38	vs. San Antonio	10/22/76
		38	vs. Atlanta	01/19/77
		38	at Phoenix	03/04/79

TEAM SINGLE-GAME & SINGLE SEASON RECORDS

MOST TURNOVERS (CONT.)	Half	20	at Phoenix	01/27/78
		20	vs. Atlanta	12/14/79
	Quarter	13	vs. Atlanta	12/14/79
		13	vs. Denver	02/16/83
MOST BLOCKED SHOTS	Game	20	vs. Seattle	03/09/84
	Quarter	9	vs. Orlando	01/31/92
		9	vs. New York	01/22/93
LONGEST WIN STREAK	Overall	18		03/03/66 to 11/04/66
	Single-Season	14		12/21/82 to 01/21/83
	Home (Overall)	36		01/14/66 to 01/20/67
	Home (Single-Season)	25		12/17/77 to 04/08/78
	Road	13		12/08/00 to 01/28/01
LONGEST LOSING STREAK	Season	26		01/31/14 to 03/27/14
	Home	18		01/17/14 to 03/21/14
	Road	20		12/28/87 to 03/04/88
LARGEST MARGIN OF VICTORY	Home	62	vs. New York	12/25/60
	Road	41	at Chicago	11/11/80

TEAM SINGLE-SEASON RECORDS

Field Goals	3965	1967-68
Field Goals Attempted	8875	1961-62
Field Goal Percentage	51.8	1981-82
3-Pt. Field Goals	577	2013-14
3-Pt. Field Goals Attempted	1847	2013-14
3-Pt. Field Goal Percentage	37.9	1994-95
Free Throws	2350	1962-63
Free Throws Attempted	3411	*1966-67
Free Throw Percentage	80.3	1956-57
Rebounds	5914	1967-68
Offensive	1385	1975-76
Defensive	2752	1976-77
Assists	2369	1980-81
Personal Fouls	2344	1961-62
Disqualifications	64	1950-51
Points	10143	1966-67
Average Points	125.2	1966-67
Steals	862	1985-86
Blocked Shots	653	1983-84
Turnovers	1915	1976-77
Most Road Wins	40	**1966-67
Most 100-point games	80	1966-67
	80	1969-70
Most Victories	68	1966-67
Best Percentage	.840 (68-13)	1966-67
Worst Percentage	.110 (9-73)	*1972-73
Most Consecutive 100-point Games	73	1961-62
	73	1966-67

** - league Record*
*** - includes Neutral Court Wins*

INDIVIDUAL SINGLE-GAME RECORDS

MOST POINTS	Game	68	Wilt Chamberlain	at Chicago	12/16/67
	1st Half	39	Wilt Chamberlain	vs. LA Lakers	02/07/66
	2nd Half	39	Hal Greer	vs. Philadelphia (at Boston)	02/14/59
		39	Wilt Chamberlain	at Chicago	12/16/67
		39	Allen Iverson	at Cleveland	04/12/97
	1st Quarter	21	Julius Erving	vs. Chicago	03/28/79
	2nd Quarter	23	Wilt Chamberlain	vs. LA Lakers	02/07/66
	3rd Quarter	22	Allen Iverson	vs. Chicago	01/17/01
		22	Allen Iverson	vs. Indiana	01/06/03
	4th Quarter	25	Andrew Toney	vs. Boston	03/21/82
MOST FGM	Game	30	Wilt Chamberlain	at Chicago	12/16/67
	Half	18	Hal Greer	vs. Philadelphia (at Boston)	02/14/59
	Quarter	10	Wilt Chamberlain	vs. LA Lakers	02/07/66
		10	Wilt Chamberlain	at Chicago	12/16/67
		10	Archie Clark	at Chicago	11/18/69
MOST FGA	Game	43	Wilt Chamberlain	vs. LA Lakers	02/07/66
	Half	23	Hal Greer	vs. Boston	02/21/64
		23	Wilt Chamberlain	vs. San Francisco	03/03/66
		23	Wilt Chamberlain	at Chicago	12/16/67
		23	Allen Iverson	vs. Minnesota	01/09/00
		23	Allen Iverson	vs. Indiana	01/06/03
MOST 3-PT. FGM	Game	9	Dana Barros	vs. Phoenix	01/27/95
MOST 3-PT. FGA	Game	17	Vernon Maxwell	vs. New Jersey	04/08/96
MOST CONSECUTIVE FG	Single-Game	*18	Wilt Chamberlain	vs. Baltimore (at Pittsburgh)	02/24/67
	Multiple Games	*35	Wilt Chamberlain	4 Games	2/17/67 to 2/28/67
MOST FTM	Game	24	Willie Burton	vs. Miami	12/13/94
		24	Allen Iverson	vs. Orlando	02/12/05
	Half	18	Willie Burton	vs. Miami	12/13/94
	Quarter	13	Willie Burton	vs. Miami	12/13/94
MOST FTA	Game	30	Wilt Chamberlain	vs. Seattle	12/01/67
	Half	22	Willie Burton	vs. Miami	12/13/94
	Quarter	16	Willie Burton	vs. Miami	12/13/94
MOST FTM W/O A MISS		18 of 18	Dolph Schayes	vs. Minneapolis	01/10/57
		18 of 18	Dolph Schayes	vs. Boston	03/09/57
		18 of 18	Dolph Schayes	vs. LA Lakers	10/29/60
MOST REBOUNDS	Game	43	Wilt Chamberlain	vs. Boston	03/06/65
	Half	25	Wilt Chamberlain	vs. Boston	04/05/67
	Quarter	16	Wilt Chamberlain	vs. San Francisco	03/02/67
MOST OFF. REBOUNDS	Game	16	Charles Barkley	vs. New York	03/04/87
		16	Charles Barkley	vs. Denver	03/20/87
	Half	13	Charles Barkley	vs. New York	03/04/87
	Quarter	11	Charles Barkley	vs. New York	03/04/87
MOST DEF. REBOUNDS	Game	22	Caldwell Jones	vs. Milwaukee	02/18/79
	Half	13	Billy Cunningham	vs. LA Lakers	02/05/75
	Quarter	10	Caldwell Jones	vs. Golden State	01/22/78
		10	Moses Malone	vs. Portland	01/23/82
		10	Moses Malone	vs. Cleveland	02/15/85
		10	Dikembe Mutombo	vs. Chicago	12/01/02
MOST ASSISTS	Game	21	Wilt Chamberlain	vs. Detroit	02/02/68
		21	Maurice Cheeks	vs. New Jersey	10/30/82
	Half	13	Maurice Cheeks	vs. San Diego	03/03/82
	Quarter	9	Maurice Cheeks	vs. Indiana	04/11/86
		9	Darryl Dawkins	vs. Cleveland	05/05/90
		9	Eric Snow	vs. Atlanta	01/29/03
		9	Andre Iguodala	vs. New York	02/04/11

INDIVIDUAL SINGLE-GAME RECORDS

MOST PERSONAL FOULS	Game	7	Alex Hannum	at Boston (4OT)	12/26/50
		7	Wally Osterkorn	at Baltimore (OT)	11/15/52
	Half	6	Connie Dierking	vs. Cincinnati (at New York)	11/17/59
		6	Charles Barkley	vs. Boston	12/22/87
		6	Hal Greer	vs. Milwaukee	02/10/70
		6	Bud Ogden	vs. Phoenix	02/15/70
		6	Doug Collins	vs. Cleveland	01/08/75
		6	Clyde Lee	vs. Portland	03/12/75
	Quarter	6	Connie Dierking	vs. Cincinnati (at New York)	11/17/59
		6	Bud Ogden	vs. Phoenix	02/15/70
MOST STEALS	Game	9	Maurice Cheeks	vs. LA Clippers	01/05/87
		9	Hersey Hawkins	vs. Boston	01/25/91
		9	Allen Iverson	vs. Orlando	03/19/00
		9	Allen Iverson	vs. L.A. Lakers (OT)	12/20/02
		9	Michael Carter-Williams	vs. Miami	10/30/14
	Half	7	Maurice Cheeks	vs. Phoenix	03/17/84
		7	Maurice Cheeks	vs. LA Clippers	01/05/87
		7	Allen Iverson	vs. Orlando	03/19/00
	Quarter	6	George McGinnis	vs. Denver	12/01/76
MOST TURNOVERS	Game	12	Allen Iverson	vs. Golden State	03/08/05
	Half	7	Julius Erving	at Atlanta	11/15/77
		7	George McGinnis	vs. New Jersey	02/19/78
		7	Charles Barkley	vs. Portland	02/19/86
		7	Charles Barkley	vs. Dallas	03/30/86
		7	Charles Barkley	vs. Sacramento	03/11/88
		7	Cliff Robinson	vs. New York	04/05/88
		7	Allen Iverson	vs. Vancouver	11/30/96
		7	Allen Iverson	vs. Washington	11/28/01
		7	Allen Iverson	vs. Golden State	03/08/05
	Quarter	6	George McGinnis	vs. New Jersey	02/19/78
		6	Bobby Jones	vs. Indiana	10/24/79
		6	Cliff Robinson	vs. Cleveland	11/24/87
		6	Charles Barkley	vs. Sacramento	03/11/88
		6	Allen Iverson	vs. Atlanta	12/09/96
		6	Allen Iverson	vs. Atlanta	01/17/97
MOST BLOCKED SHOTS	Game	10	Harvey Catchings	vs. Atlanta	03/21/75
		10	Manute Bol	at Sacramento	02/14/91
		10	Dikembe Mutombo	at Chicago	12/01/02
	Half	10	Harvey Catchings	vs. Atlanta	03/21/75
	Quarter	8	Dikembe Mutombo	at Chicago	12/01/02
MOST CONSEC. PTS.	Single-Game	32	Larry Costello (13 FG, 6 FT)	at Boston	12/08/61
	Without a Miss	31	Charles Barkley (10 FG, 2 3FG, 9 FT)	vs. San Antonio	03/24/89

SIXERS ALL-TIME TOP PERFORMANCES: 50+ POINT CLUB

PTS	PLAYER	OPP	DATE	FGM-A	3PM-A	FTM-A	W/L	SCORE
68	Wilt Chamberlain	at CHI	12/16/67	30-40	---	8-22	W	143-123
65	Wilt Chamberlain	vs LA	02/07/66	28-43	---	9-20	W	132-125
62	Wilt Chamberlain	vs SF	03/03/66	26-39	---	10-19	W	135-125
60	Allen Iverson	vs ORL	02/12/05	17-36	2-5	24-27	W	112-99
58	Allen Iverson	vs HOU	01/15/02	21-42	2-3	14-14	W	112-106 (OT)
58	Wilt Chamberlain	vs CIN	02/13/67	26-34	---	6-14	W	131-123
54	Allen Iverson	at MIL	12/18/04	17-29	4-7	16-21	W	116-97
54	Allen Iverson	at CLE	01/06/01	20-30	4-7	10-13	W	107-103
53	Allen Iverson	at ATL	12/23/05	17-31	0-1	19-21	L	108-111
53	Willie Burton	vs MIA	12/13/94	12-19	5-8	24-28	W	105-90
53	Wilt Chamberlain	vs LA	03/18/68	24-29	---	5-10	W	158-128
53	Wilt Chamberlain	at SEA	12/20/67	20-23	---	13-26	W	160-122
53	Wilt Chamberlain	vs LA	01/25/66	21-41	---	11-13	W	110-106
53	Wilt Chamberlain	vs DET	10/23/65	21-25	---	11-15	W	120-103
52	Wilt Chamberlain	vs SEA	12/01/67	22-29	---	8-30	W	133-109
51	Allen Iverson	vs UTA	12/20/04	18-31	4-6	11-17	L	101-103
51	Allen Iverson	vs TOR	01/21/01	20-40	4-8	7- 8	L	106-110 (OT)
51	Moses Malone	vs DET	11/14/84	18-32	0-0	15-18	L	133-137 (OT)
51	Wilt Chamberlain	at BAL	03/14/65	23-35	---	5- 9	L	126-143
50	Allen Iverson	vs ATL	11/29/03	20-34	4-7	6- 8	W	98-86
50	Allen Iverson	vs SAC	02/06/00	20-40	1-7	9-11	W	119-108
50	Allen Iverson	at CLE	04/12/97	17-32	5-9	11-18	L	118-125
50	Dana Barros	vs HOU	03/14/95	21-26	6-8	2- 2	L	107-136
50	Wilt Chamberlain	vs NY	01/02/66	22-38	---	6-11	W	133-122
50	Hal Greer	vs BOS	02/21/64	19-39	---	12-14	W	144-119
50	Dolph Schayes	at BOS	02/01/59	18-34	---	14-17	L	137-139 (OT)

SIXERS ALL-TIME 40-POINT CLUB

PTS	PLAYER	OPP	DATE	W/L
49	Wilt Chamberlain	vs LA	01/07/66	L
49	Allen Iverson	at MIL	02/13/01	W
48	Wilt Chamberlain	at CIN	03/05/65	W
48	Hal Greer	at SEA	02/05/69	W
48	Allen Iverson	at MIL	03/01/05	W
48	Allen Iverson	vs CHA	04/06/05	W
47	Dolph Schayes	vs PHI	03/03/57	W
47	George Yardley	vs BOS	01/12/60	W
47	Wilt Chamberlain	at SEA	12/17/67	W
47	Billy Cunningham	at POR	12/17/71	L
47	Charles Barkley	at ATL	02/09/88	L
47	Allen Iverson	vs ORL	02/02/01	L**
47	Allen Iverson	at CHA	02/24/01	L
47	Allen Iverson	vs ATL	03/09/01	W
47	Allen Iverson	at BOS	01/25/02	W
47	Allen Iverson	vs WAS	03/03/06	W
47	Allen Iverson	at NY	03/31/06	W
46	Wilt Chamberlain	at CIN	11/17/65	L
46	Wilt Chamberlain	at BAL	12/08/65	L
46	Billy Cunningham	vs SEA	11/08/69	L
46	Andrew Toney	vs LA	03/07/82	W
46	Charles Barkley	vs MIL	02/11/88	W*
46	Allen Iverson	vs SA	02/12/99	L
46	Allen Iverson	at ORL	11/10/99	L
46	Allen Iverson	at SAC	12/30/00	W*
46	Allen Iverson	vs GS	02/20/02	W
46	Allen Iverson	vs CLE	03/06/02	W
46	Allen Iverson	vs UTA	01/11/06	L
46	Allen Iverson	vs CHI	11/24/06	W
45	Hal Greer	at BOS	02/14/59	L
45	Wilt Chamberlain	at SF	12/20/65	L
45	Billy Cunningham	at ATL	01/16/72	L
45	Julius Erving	vs BOS	11/01/80	W*
45	Charles Barkley	at PHO	12/28/90	L
45	Allen Iverson	vs MIL	01/03/00	W*
45	Allen Iverson	vs UTA	12/20/00	L
45	Allen Iverson	vs MIA	01/24/05	W
45	Allen Iverson	at MIL	11/23/05	L
45	Allen Iverson	at MIA	11/27/06	L
44	Hal Greer	vs PHI	01/21/62	L*
44	Wilt Chamberlain	vs BAL	01/18/66	W
44	Billy Cunningham	vs NYK	01/22/69	W **
44	Julius Erving	vs HOU	10/13/79	W
44	Julius Erving	vs DET	12/11/82	W
44	Allen Iverson	at CHI	04/07/97	L
44	Allen Iverson	at MIL	04/11/97	L
44	Allen Iverson	vs TOR	03/22/00	W
44	Allen Iverson	vs DET	01/26/01	W
43	Hal Greer	at NY	11/30/63	W
43	Wilt Chamberlain	vs CIN	01/28/66	W
43	Wilt Chamberlain	at BAL	02/11/67	L
43	Hal Greer	at BOS	03/03/68	W
43	Julius Erving	at CLE	01/19/78	L
43	Andrew Toney	at CLE	02/18/85	L
43	Charles Barkley	at UTA	11/30/87	W
43	Charles Barkley	vs NJ	02/19/88	W
43	Charles Barkley	at NY	03/16/89	W
43	Hersey Hawkins	at ORL	11/13/91	W
43	Allen Iverson	at MIN	04/10/98	L
43	Allen Iverson	at MIN	03/28/00	W
43	Allen Iverson	vs CHI	01/17/01	W
43	Allen Iverson	at DET	02/23/01	W
43	Allen Iverson	vs NJ	03/01/02	W
43	Allen Iverson	at IND	04/15/05	W
43	Allen Iverson	vs CHA	12/09/05	W
42	Dolph Schayes	vs BOS	12/09/56	W

SIXERS ALL-TIME 40-POINT CLUB

PTS	PLAYER	OPP	DATE	W/L
42	Johnny Kerr	at CIN	12/20/57	W
42	Lee Shaffer	vs CIN	11/28/63	L
42	Hal Greer	at DET	12/01/63	W
42	Hal Greer	at STL	03/11/64	W
42	Wilt Chamberlain	at LA	11/24/65	L
42	Wilt Chamberlain	vs BAL	02/24/67	W
42	Andrew Toney	at IND	03/15/83	W
42	Julius Erving	vs HOU	02/08/84	W
42	Moses Malone	at CHI	02/25/86	W
42	Charles Barkley	vs WAS	03/13/88	W
42	Charles Barkley	vs CHI	11/16/88	W
42	Charles Barkley	vs MIL	12/04/90	W*
42	Allen Iverson	at NJ	12/23/99	L
42	Allen Iverson	vs LAC	02/16/01	W
42	Allen Iverson	at TOR	03/03/02	W
42	Allen Iverson	at ORL	03/31/03	W*
42	Allen Iverson	at CHI	04/15/03	L
42	Allen Iverson	vs SA	02/15/06	W
42	Allen Iverson	at TOR	11/16/05	W
42	Allen Iverson	at NJ	12/10/05	W
41	Dolph Schayes	vs MIN	01/17/52	W***
41	Lee Shaffer	vs CHI	02/19/63	W
41	Hal Greer	vs SF	01/28/64	L
41	Wilt Chamberlain	vs BAL	11/30/65	L
41	Wilt Chamberlain	vs BAL	01/06/66	W
41	Wilt Chamberlain	at STL	01/09/66	W
41	Wilt Chamberlain	at DET	01/12/66	L
41	Wilt Chamberlain	vs DET	02/14/66	W
41	Wilt Chamberlain	at BAL	11/25/66	W
41	Hal Greer	vs DET	10/21/67	W
41	Billy Cunningham	at SF	02/22/69	W
41	Billy Cunningham	at BAL	12/25/69	L
41	Billy Cunningham	at HOU	10/14/71	W
41	Billy Cunningham	at BOS	01/30/72	L
41	Fred Carter	at MIL	02/18/72	W
41	Julius Erving	vs HOU	11/23/79	W
41	Julius Erving	at CLE	03/16/80	L
41	Charles Barkley	at CLE	12/13/86	L
41	Charles Barkley	vs POR	11/30/88	W
41	Charles Barkley	at DEN	01/05/91	W
41	Dana Barros	vs LAL	01/21/95	W*
41	Vernon Maxwell	vs NJ	04/08/96	W
41	Allen Iverson	vs LAL	03/19/99	W
41	Allen Iverson	vs NJ	02/09/00	W
41	Allen Iverson	vs SEA	01/05/01	W
41	Allen Iverson	vs WAS	03/02/01	W
41	Allen Iverson	at MIA	04/10/01	L
41	Allen Iverson	vs IND	03/08/02	W
41	Allen Iverson	vs MIN	12/18/02	W
41	Allen Iverson	at CLE	02/21/03	W
41	Allen Iverson	vs SEA	01/09/06	W
41	Allen Iverson	vs SAC	01/24/06	W
40	Dolph Schayes	vs MIN	01/06/55	L
40	Dolph Schayes	vs MIN	01/10/57	L
40	Dolph Schayes	at BOS	12/07/60	W
40	Hal Greer	vs NY	01/14/62	W
40	Wilt Chamberlain	vs LA	02/18/65	L
40	Wilt Chamberlain	at BAL	02/21/65	W
40	Wilt Chamberlain	vs DET	12/10/65	L
40	Hal Greer	vs LAL	10/17/69	W
40	Billy Cunningham	at CIN	10/18/69	W
40	Billy Cunningham	at PHO	02/03/70	L
40	Fred Carter	vs CLE	01/12/73	L**
40	Julius Erving	vs WAS	04/09/77	W
40	Julius Erving	vs WAS	03/12/80	W
40	Andrew Toney	vs NY	04/10/83	W
40	Andrew Toney	at CLE	01/07/84	L
40	Charles Barkley	vs CHI	01/30/87	W
40	Charles Barkley	at NY	12/17/87	W
40	Charles Barkley	vs BOS	12/22/87	L
40	Charles Barkley	vs DEN	12/07/90	W
40	Charles Barkley	at GS	02/16/91	L
40	Hersey Hawkins	at MIA	04/10/93	L
40	Allen Iverson	vs ATL	04/09/97	L
40	Allen Iverson	vs WAS	04/14/97	L
40	Allen Iverson	at HOU	02/03/00	L
40	Allen Iverson	vs WAS	11/28/01	L
40	Allen Iverson	at CLE	12/15/01	W
40	Allen Iverson	vs SA	01/13/01	W
40	Allen Iverson	vs LAL	02/14/01	W
40	Allen Iverson	at WAS	11/11/03	W
40	Allen Iverson	at SEA	03/07/03	W
40	Allen Iverson	vs MIL	12/12/04	W
40	Allen Iverson	at IND	12/22/04	W
40	Allen Iverson	at SEA	02/19/04	W
40	Allen Iverson	at NY	11/26/05	L
40	Allen Iverson	at BOS	11/30/05	L
40	Allen Iverson	at HOU	03/01/06	W
40	Allen Iverson	at NJ	04/12/06	W

* Denotes number of overtimes.

ALL-TIME TOP PERFORMANCES

Since the 1949-50 season, the Syracuse Nationals first season in the NBA, there have been 181 40-plus point games recorded in franchise history, by 17 different players. Additionally, there have been 26 50-plus point games recorded, by seven different players:

ALL-TIME 40-POINT GAMES

Allen Iverson	76
Wilt Chamberlain	31
Charles Barkley	17
Hal Greer	12
Billy Cunningham	10
Julius Erving	9
Dolph Schayes	7
Andrew Toney	5
Moses Malone	2
Dana Barros	2
Hersey Hawkins	2
Fred Carter	2
Lee Shaffer	2
George Yardley	1
Johnny Kerr	1
Vernon Maxwell	1
Willie Burton	1
TOTAL	**181 (120-61)**

ALL-TIME 50-POINT GAMES

Wilt Chamberlain	11
Allen Iverson	10
Dana Barros	1
Willie Burton	1
Hal Greer	1
Moses Malone	1
Dolph Schayes	1
TOTAL	**26 (20-6)**

SIXERS ALL-TIME BEST SINGLE-GAME PERFORMANCES

MOST FIELD GOALS MADE

FGM	PLAYER	OPP	DATE
30	Wilt Chamberlain	at CHI	12/16/67
28	Wilt Chamberlain	vs. LAL	02/07/66
26	Wilt Chamberlain	vs. SF	03/03/66
26	Wilt Chamberlain	vs. CIN	02/13/67
24	Wilt Chamberlain	vs. LAL	03/18/68
23	Wilt Chamberlain	at BAL	03/14/65
22	Wilt Chamberlain	vs. NY	01/02/66
22	Wilt Chamberlain	vs. SEA at BOS	12/01/67
21	George Yardley	vs. BOS	01/12/60
21	Wilt Chamberlain	vs. DET	10/23/65
21	Wilt Chamberlain	vs. LAL at MEM	01/25/66
21	Andrew Toney	vs. LAL	03/07/82
21	Dana Barros	vs. HOU	03/14/95
21	Allen Iverson	vs. HOU	01/15/02
21	Allen Iverson	vs. NOH	04/20/03

THREE-POINT FIELD GOALS

3FG	PLAYER	OPP	DATE
9	Dana Barros	vs PHO	01/27/95
8	Willie Burton	vs MIL	01/25/95
7	Tim Perry	vs CHA	02/07/94
7	Dana Barros	vs LAL (OT)	01/21/95
7	Trevor Ruffin	vs UTA	12/20/95
7	Vernon Maxwell	vs NJ	04/08/96
7	Kyle Korver	vs IND (OT)	11/12/04
7	Jodie Meeks	vs. CHA	12/04/10
7	Jodie Meeks	vs. CLE	03/27/12
7	Dorell Wright	at DAL	12/18/12

MOST FREE THROWS

FTM	PLAYER	OPP	DATE
24 (of 28)	Willie Burton	vs. MIA	12/13/94
24 (of 27)	Allen Iverson	vs ORL	02/12/05
23 (of 27)	Dolph Schayes	vs. MIN	01/17/52
21 (of 25)	Dolph Schayes	vs. NY	02/15/53
21 (of 23)	Moses Malone	vs. NY	02/13/85
21 (of 26)	Charles Barkley	at ATL	02/09/88
20 (of 22)	Dolph Schayes	at CIN	10/26/57
20 (of 22)	Moses Malone	vs. GSW	02/20/85
20 (of 24)	Charles Barkley	vs. NY	03/16/88
20 (of 24)	Allen Iverson	vs. HOU	02/06/06
19 (of 24)	Dolph Schayes	vs. BOS	03/11/54
19 (of 20)	Dolph Schayes	vs. STL	01/19/57
19 (of 22)	Dolph Schayes	at MIN	12/07/57
19 (of 20)	Julius Erving	vs. CHI	03/28/79
19 (of 22)	Moses Malone	vs. UTA	12/20/85
19 (of 21)	Allen Iverson	at ATL	12/23/05

MOST REBOUNDS

REB	PLAYER	OPP	DATE
43	Wilt Chamberlain	vs BOS	03/06/65
42	Wilt Chamberlain	vs BOS	01/14/66
40	Wilt Chamberlain	vs BOS	12/28/65
38	Wilt Chamberlain	vs SF	03/02/67
38	Wilt Chamberlain	at SEA	12/20/67
37	Wilt Chamberlain	vs SF	03/03/66
37	Wilt Chamberlain	vs SEA	12/01/67
36	Wilt Chamberlain	vs BOS	03/05/66
36	Wilt Chamberlain	vs STL	03/09/66
36	Wilt Chamberlain	vs CIN	02/28/67

MOST ASSISTS

AST	PLAYER	OPP	DATE
21	Wilt Chamberlain	vs DET	02/02/68
21	Maurice Cheeks	vs NJ	10/30/82
19	Wilt Chamberlain	vs CIN (OT)	03/19/68
19	Maurice Cheeks	vs WAS	04/13/87
19	Dana Barros	at PHO	01/04/95
18	Paul Seymour	at PHI	01/26/55
18	Larry Costello	vs BOS	03/03/60
18	Maurice Cheeks	vs SA	11/07/86
18	Andre Miller	vs CHI	03/26/08
17	Wilt Chamberlain	at CIN	02/17/67
17	Maurice Cheeks	vs HOU	11/21/81
17	Maurice Cheeks	vs SD	03/03/82
17	Maurice Cheeks	vs WAS	11/14/82

MOST STEALS

STL	PLAYER	OPP	DATE
9	Maurice Cheeks	vs LAC	01/05/87
9	Hersey Hawkins	vs BOS	01/25/91
9	Allen Iverson	vs ORL	03/19/00
9	Allen Iverson	vs LAL (OT)	12/20/02
9	Michael Carter-Williams	vs. MIA	10/30/14
8	Julius Erving	vs WAS	11/12/76
8	Henry Bibby	at POR	03/01/77
8	Maurice Cheeks	vs PHO	03/17/84
8	Maurice Cheeks	vs SA	11/07/86
8	Hersey Hawkins	vs MIL (OT)	12/04/90
8	Allen Iverson	at ATL	03/29/03
8	Allen Iverson	at CHI	11/07/03

MOST BLOCKS

BLK	PLAYER	OPP	DATE
10	Harvey Catchings	vs ATL	03/21/75
10	Manute Bol	at SAC	02/14/91
10	Dikembe Mutombo	at CHI	12/01/01
9	Moses Malone	vs SD (OT)	11/13/83
9	Manute Bol	vs BOS	04/18/91
9	Manute Bol	at LAL (OT)	03/05/93
9	Shawn Bradley	at DAL	01/07/94
9	Shawn Bradley	vs LAC	11/18/94
9	Theo Ratliff	at VAN (OT)	03/24/99
9	Theo Ratliff	vs WAS	11/29/00
9	Dikembe Mutombo	vs ATL	03/09/01
9	Dikembe Mutombo	vs MEM	12/02/01
9	Samuel Dalembert	vs NY	04/03/04
9	Samuel Dalembert	vs. MIN	12/12/07

MOST TURNOVERS

TO	PLAYER	OPP	DATE
12	Allen Iverson	vs. GSW	03/08/05
11	Allen Iverson	vs. CHI	03/19/05
10	Julius Erving	at ATL	11/15/77
10	Darryl Dawkins	at PHO	03/04/79
10	Charles Barkley	vs NJ	03/27/87
10	Cliff Robinson	vs NY	04/05/88
10	Allen Iverson	vs VAN	11/30/96
10	Clarence Weatherspoon	at BOS (OT)	01/22/97
10	Allen Iverson	vs ORL	03/28/01

OPPONENTS 50-POINT CLUB

PTS	PLAYER	OPP	DATE	FGM-A	3PM-A	FTM-A	W/L	SCORE
70	Wilt Chamberlain	vs. SF	03/10/1963	27-38	---	16-22	W	163-148
63	Wilt Chamberlain	vs. SF	11/26/1964	27-58	---	9-20	W	128-117
62	Wilt Chamberlain	vs. PHI	01/21/1962	25-42	---	12-17	L	132-139
61	Wilt Chamberlain	at SF	12/11/1962	27-57	---	7-11	L	124-136
59	Wilt Chamberlain	vs. SF	01/28/1964	24-36	---	11-20	L	117-139
57	Richie Guerin	at NY	12/11/1959	18-31	---	21-26	L	121-152
56	Wilt Chamberlain	at PHI	01/05/1961	20-32	---	16-22	L	127-139
56	Elgin Baylor	at LA	01/24/1961	19-30	---	18-20	L	107-116
56	Wilt Chamberlain	vs. PHI	03/01/1961	22-44	---	12-20	W	149-128
56	Michael Jordan	at CHI	03/24/1987	22-32	0-1	12-15	L	91-93
55	Wilt Chamberlain	at PHI	10/27/1961	21-45	---	13-21	W	126-122
55	Wilt Chamberlain	at PHI	11/09/1961	20-38	---	15-27	L	108-151
55	Rick Barry	at GS	01/23/1975	23-49	---	9-10	L	100-108
53	Kareem Abdul-Jabbar	at MIL	02/18/1972	18-28	---	17-22	W	132-126
52	George Yardley	at DET	02/04/1958	18-31	---	16-16	L	113-118
52	Michael Jordan	vs. CHI	11/16/1988	24-29	0-1	4- 4	W	123-110
51	Bob Pettit	vs. STL	12/21/1957	18-27	---	15-20	L	136-146
51	Wilt Chamberlain	at PHI	12/26/1961	21-53	---	9-15	L	111-118
51	Rick Barry	at GS	02/23/1974	22-40	---	7- 8	L	106-125
51	Rick Barry	at GS	10/29/1977	22-38	---	7- 8	L	110-113
50	Neil Johnston	vs. PHI	02/16/1954	18-30	---	14-16	L	77-95
50	Elgin Baylor	at LA	12/04/1961	17-34	---	16-22	L	120-131
50	Wilt Chamberlain	at PHI	02/04/1962	19-35	---	12-18	L	117-128
50	Elgin Baylor	at LA	12/12/1962	20-29	---	10-13	L	120-126
50	Oscar Robertson	vs. CIN	02/06/1965	17-32	---	16-16	W	127-122
50	Pete Maravich	at ATL	01/16/1972	18-29	---	14-16	L	116-124
50	Bernard King	at GS	01/03/1981	20-25	0-0	10-11	W	119-105

OPPONENTS TOP-5 SINGLE-GAME PERFORMANCES

MOST REBOUNDS

REB	PLAYER	OPP	DATE
51	Bill Russell	at BOS	02/05/60
45	Wilt Chamberlain	at PHI	02/06/60
41	Bill Russell	at BOS	02/12/58
40	Wilt Chamberlain	at PHI	11/04/59
40	Jerry Lucas	vs. CIN	02/29/64

MOST ASSISTS

AST	PLAYER	OPP	DATE
23	Jerry West	at LAL	02/01/67
22	Oscar Robertson	at CIN	10/29/61
22	John Stockton	vs. UTA	12/18/92
22	Sherman Douglas	vs. BOS	04/03/94
22	Andre Miller	at CLE	12/15/01

MOST STEALS

STL	PLAYER	OPP	DATE
10	Fred Brown	vs. SEA	12/03/76
10	Eddie Jordan	vs. NJ	03/23/79
10	Ron Harper	at CLE	03/10/87
10	Mookie Blaylock	at ATL	04/14/98
10	Michael Finley	at DAL	01/23/01

MOST BLOCKED SHOTS

BLK	PLAYER	OPP	DATE
13	Darryl Dawkins	at NJ	11/05/83
11	Mark Eaton	at UTA	12/30/88
11	Manute Bol	vs. GS	01/27/89
11	Greg Ostertag	at UTA (OT)	01/06/98
11	Joakim Noah	at CHI	02/28/12

MOST FREE THROWS

FTM	PLAYER	OPP	DATE
21	Richie Guerin	at NY	12/11/59
21	Lenny Wilkens	vs. SEA	11/08/69
20	Jerry West	at LAL	12/21/66
19	Bob Pettit	at STL	12/27/56
19	Jerry West	vs. LAL	12/17/65
19	Bob Rule	at SEA	11/15/69

MOST FIELD GOALS

FGM	PLAYER	OPP	DATE
27	Wilt Chamberlain	at SF	12/11/62
27	Wilt Chamberlain	vs. SF	03/10/63
27	Wilt Chamberlain	vs. SF	11/26/64
25	Wilt Chamberlain	vs. PHI (OT)	01/21/62
24	Wilt Chamberlain	vs. SF	01/28/64
24	Michael Jordan	vs. CHI	11/16/88

ALL-TIME INDIVIDUAL HIGHS (SINGLE-SEASON)

MOST GAMES PLAYED

Wilt Chamberlain	1967-68	82
Matt Guokas	1967-68	82
Luke Jackson	1967-68	82
Hal Greer, Chet Walker	1967-68	82
Hal Greer, Chet Walker, Darrall Imhoff	1968-69	82
Archie Clark, Billy Cunningham	1968-69	82
Bailey Howell	1970-71	82
Fred Boyd, Manny Leaks	1972-73	82
Steve Mix	1973-74	82
Leroy Ellis	1974-75	82
Fred Carter	1975-76	82
Caldwell Jones, Julius Erving	1976-77	82
Henry Bibby, Steve Mix	1977-78	82
Henry Bibby, Maurice Cheeks	1978-79	82
Henry Bibby	1979-80	82
Julius Erving, Lionel Hollins	1980-81	82
Charles Barkley, Sedale Threatt	1984-85	82
Maurice Cheeks	1985-86	82
Mike Gminski, Ron Anderson, Brooks	1988-89	82
Hersey Hawkins	1989-90	82
Ron Anderson, Manute Bol	1990-91	82
Ron Anderson, Johnny Dawkins	1991-92	82
Clarence Weatherspoon	1992-93	82
Clarence Weatherspoon	1993-94	82
Dana Barros, Shawn Bradley	1994-95	82
Clarence Weatherspoon, Michael Cage	1996-97	82
Aaron McKie, Eric Snow	1999-00	82
George Lynch	2000-01	82
Allen Iverson, Eric Snow	2002-03	82
Samuel Dalembert, Eric Snow	2003-04	82
Kyle Korver, Andre Iguodala	2004-05	82
Kyle Korver, Andre Iguodala, John Salmons	2005-06	82
Samuel Dalembert	2006-07	82
S. Dalembert, A. Iguodala, A. Miller	2007-08	82
S. Dalembert, A. Iguodala, A. Miller	2008-09	82
Samuel Dalembert, Andre Iguodala	2009-10	82
Jrue Holiday, Thaddeus Young	2010-11	82
Spencer Hawes, Evan Turner	2012-13	82

MOST POINTS

1.	Wilt Chamberlain	1965-66	2649
2.	Allen Iverson	2005-06	2377
3.	Allen Iverson	2004-05	2302
4.	Charles Barkley	1987-88	2264
5.	Allen Iverson	2002-03	2262
6.	Allen Iverson	2000-01	2207
7.	Billy Cunningham	1969-70	2114
8.	Julius Erving	1979-80	2100
9.	Charles Barkley	1988-89	2037
10.	Billy Cunningham	1968-69	2034

BEST SCORING AVERAGE

Min. 20 Games Played

1.	Wilt Chamberlain	1965-66	33.5
2.	Allen Iverson	2005-06	33.0
3.	Allen Iverson	2001-02	31.4
4.	Allen Iverson	2000-01	31.1
5.	Allen Iverson	2004-05	30.7
6.	Wilt Chamberlain	1964-65	30.1
7.	Allen Iverson	1999-00	28.4
8.	Charles Barkley	1987-88	28.3
9t.	Charles Barkley	1990-91	27.6
9t.	Allen Iverson	2002-03	27.6

MOST MINUTES

1.	Wilt Chamberlain	1967-68	3836
2.	Wilt Chamberlain	1965-66	3737
3.	Wilt Chamberlain	1966-67	3682
4.	Allen Iverson	2002-03	3485
5.	Billy Cunningham	1968-69	3345
6.	Hal Greer	1965-66	3326
7.	Dana Barros	1994-95	3318
8.	Hal Greer	1968-69	3311
9.	Maurice Cheeks	1985-86	3270
10.	Andre Iguodala	2008-09	3269

SIXERS INDIVIDUAL SINGLE-SEASON RECORDS

Total Points	2649	Wilt Chamberlain	1965-66
Average Points per Game	33.5	Wilt Chamberlain	1965-66
Minutes Played	3836	Wilt Chamberlain	1967-68
FG	1074	Wilt Chamberlain	1965-66
FGA	1990	Wilt Chamberlain	1965-66
FG Percentage	.683	Wilt Chamberlain	1966-67
3-PT FG	226	Kyle Korver	2004-05
3-PT FG Attempted	558	Kyle Korver	2004-05
3-PT FG Percentage	.464	Dana Barros	1994-95
FT Made	737	Moses Malone	1984-85
FT Attempted	976	Wilt Chamberlain	1965-66
FT Percentage	.938	Mike Gminski	1987-88
Rebounds	1957	Wilt Chamberlain	1966-67
Rebounds Offensive	445	Moses Malone	1982-83
Rebounds Defensive	749	Moses Malone	1982-83
Assists	753	Maurice Cheeks	1985-86
Personal Fouls	338	Shawn Bradley	1994-95
Disqualifications	18	Shawn Bradley	1994-95
Steals	225	Allen Iverson	2002-03
Blocked Shots	274	Shawn Bradley	1994-95
Turnovers	350	Charles Barkley	1985-86

ALL-TIME INDIVIDUAL HIGHS (SINGLE-SEASON)

MOST FIELD GOALS

1.	Wilt Chamberlain	1965-66	1074
2.	Julius Erving	1979-80	838
3.	Wilt Chamberlain	1967-68	819
4.	Allen Iverson	2005-06	815
5.	Allen Iverson	2002-03	804
6.	Billy Cunningham	1969-70	802
7.	Julius Erving	1980-81	794
8.	Wilt Chamberlain	1966-67	785
9.	Julius Erving	1981-82	780
10.	Hal Greer	1967-68	777

MOST FIELD GOALS ATTEMPTED

1.	Wilt Chamberlain	1965-66	1990
2.	Allen Iverson	2002-03	1940
3.	Allen Iverson	2005-06	1822
4.	Allen Iverson	2004-05	1818
5.	Allen Iverson	2000-01	1813
6.	Billy Cunningham	1968-69	1736
7.	Allen Iverson	1999-00	1733
8.	Billy Cunningham	1969-70	1710
9.	Allen Iverson	2001-02	1669
10.	Fred Carter	1973-74	1641

BEST FIELD GOAL PERCENTAGE

Min. 100 FGM

1.	Wilt Chamberlain	1966-67	.683
2.	Darryl Dawkins	1976-77	.628
3.	Darryl Dawkins	1980-81	.607
4.	Steven Hunter	2005-06	.601
5.	Charles Barkley	1989-90	.600
6.	Wilt Chamberlain	1967-68	.595
7.	Charles Barkley	1986-87	.594
8.	Warren Kidd	1993-94	.592
9.	Todd MacCulloch	2000-01	.589
10.	Charles Barkley	1987-88	.587

THREE POINT FIELD GOALS

3-Pt. FG have been compiled since 1979-80

1.	Kyle Korver	2004-05	226
2.	Dana Barros	1994-95	197
3.	Kyle Korver	2005-06	184
4.	Allen Iverson	1996-97	155
5.	Vernon Maxwell	1995-96	146
6.	Jodie Meeks	2010-11	138
7t.	Dana Barros	1993-94	135
7t.	Dorell Wright	2012-13	135
9.	Kyle Korver	2006-07	132
10.	Hersey Hawkins	1992-93	122

THREE POINT FIELD GOAL ATTEMPTS

3-Pt. FGA have been compiled since 1979-80

1.	Kyle Korver	2004-05	558
2.	Vernon Maxwell	1995-96	460
3.	Allen Iverson	1996-97	455
4.	Kyle Korver	2005-06	438
5.	Dana Barros	1994-95	425
6.	Dorell Wright	2012-13	361
7.	Dana Barros	1993-94	354
8.	James Anderson	2013-14	351
9.	Jodie Meeks	2010-11	348
10.	Jerry Stackhouse	1996-97	342

THREE POINT FIELD GOAL PERCENTAGE

3-Pt. FG PCT. has been compiled since 1979-80
Min. 50 3-PT FGM

1.	Dana Barros	1994-95	.464
2.	Aaron McKie	2003-04	.436
3.	Kyle Korver	2006-07	.430
4.	Hersey Hawkins	1988-89	.428
5.	Gerald Henderson	1987-88	.421
6t.	Kyle Korver	2005-06	.420
6t.	Hersey Hawkins	1989-90	.420
8.	Kyle Korver	2004-05	.405
9.	Hollis Thompson	2013-14	.401
10.	Hersey Hawkins	1990-91	.400

MOST FREE THROWS

1.	Moses Malone	1984-85	737
2.	Charles Barkley	1987-88	714
3.	Dolph Schayes	1960-61	680
4.	Allen Iverson	2005-06	675
5.	Allen Iverson	2004-05	656
6.	Dolph Schayes	1957-58	629
7.	Dolph Schayes	1956-57	625
8.	Moses Malone	1985-86	617
9.	Charles Barkley	1988-89	602
10.	Moses Malone	1982-83	600

MOST FREE THROWS ATTEMPTED

1.	Wilt Chamberlain	1965-66	976
2.	Charles Barkley	1987-88	951
3.	Wilt Chamberlain	1967-68	932
4.	Moses Malone	1984-85	904
5.	Wilt Chamberlain	1966-67	875
6.	Allen Iverson	2005-06	829
7.	Charles Barkley	1988-89	799
8.	Moses Malone	1982-83	788
9.	Allen Iverson	2004-05	786
10.	Moses Malone	1985-86	784

FREE THROW PERCENTAGE

Min. of 50 FTM

1.	Mike Gminski	1987-88	.938
2.	Kyle Korver	2006-07	.914
3.	Doug Collins	1979-80	.911
4.	Jodie Meeks	2011-12	.906
5t.	Dolph Schayes	1956-57	.904
5t.	Dolph Schayes	1957-58	.904
7.	Larry Costello	1966-67	.902
8.	Dana Barros	1994-95	.899
9.	Dolph Schayes	1961-62	.897
10.	Jodie Meeks	2010-11	.894

MOST REBOUNDS

Rebounds have been compiled since 1950-51

1.	Wilt Chamberlain	1966-67	1957
2.	Wilt Chamberlain	1967-68	1952
3.	Wilt Chamberlain	1965-66	1943
4.	Moses Malone	1982-83	1194
5.	John (Red) Kerr	1961-62	1176
6.	Billy Cunningham	1969-70	1101
7.	Dolph Schayes	1950-51	1080
8.	Billy Cunningham	1968-69	1050
9.	John (Red) Kerr	1962-63	1039
10.	Moses Malone	1984-85	1031

ALL-TIME INDIVIDUAL HIGHS (SINGLE-SEASON)

MOST OFFENSIVE REBOUNDS
Offensive rebounds have been compiled since 1973-74

1.	Moses Malone	1982-83	445
2.	Charles Barkley	1988-89	403
3.	Charles Barkley	1986-87	390
4.	Moses Malone	1984-85	385
5.	Charles Barkley	1987-88	385
6.	Charles Barkley	1989-90	361
7.	Charles Barkley	1985-86	354
8.	Moses Malone	1983-84	352
9.	Moses Malone	1985-86	339
10.	George McGinnis	1976-77	324

MOST DEFENSIVE REBOUNDS
Defensive rebounds have been compiled since 1973-74

1.	Moses Malone	1982-83	749
2.	Caldwell Jones	1979-80	731
3.	George McGinnis	1975-76	707
4.	Charles Barkley	1985-86	672
5.	Moses Malone	1984-85	646
6.	Caldwell Jones	1980-81	613
7.	Dikembe Mutombo	2001-02	609
8.	Charles Barkley	1986-87	604
9.	Moses Malone	1983-84	598
10.	Leroy Ellis	1973-74	598

MOST ASSISTS

1.	Maurice Cheeks	1985-86	753
2.	Wilt Chamberlain	1967-68	702
3.	Maurice Cheeks	1981-82	667
4.	Maurice Cheeks	1987-88	635
5.	Wilt Chamberlain	1966-67	630
6.	Jrue Holiday	2012-13	625
7.	Eric Snow	1999-00	624
8.	Dana Barros	1994-95	619
9.	Johnny Dawkins	1989-90	601
10.	Allen Iverson	2004-05	596

MOST PERSONAL FOULS

1.	Shawn Bradley	1994-95	338
2.	George McGinnis	1975-76	334
3.	Charles Barkley	1985-86	333
4.	Billy Cunningham	1969-70	331
5.	Billy Cunningham	1968-69	329
6.	Billy Cunningham	1970-71	328
7.	Darryl Dawkins	1979-80	328
8.	Darryl Dawkins	1980-81	316
9.	Hal Greer	1965-66	315
10.	Darrall Imhoff	1968-69	310

MOST DISQUALIFICATIONS
Disqualifications have been compiled since 1950-51

1.	Shawn Bradley	1994-95	18
2.	Alex Hannum	1950-51	16
3.	Billy Cunningham	1969-70	15
4.	George McGinnis	1975-76	13
5t.	Darrall Imhoff	1968-69	12
5t.	Earl Lloyd	1953-54	12
5t.	Billy Cunningham	1965-66	12
5t.	Billy Cunningham	1971-72	12
9t.	Billy Gabor	1952-53	11
9t.	George Ratkovicz	1950-51	11

MOST STEALS
Steals have been compiled since 1973-74

1.	Allen Iverson	2002-03	225
2.	Steve Mix	1973-74	212
3.	Maurice Cheeks	1981-82	209
4.	Maurice Cheeks	1985-86	207
5.	George McGinnis	1975-76	198
6.	Maurice Cheeks	1980-81	193
7.	Maurice Cheeks	1982-83	184
8.	Maurice Cheeks	1979-80	183
9t.	Maurice Cheeks	1986-87	180
9t.	Allen Iverson	2004-05	180

MOST BLOCKED SHOTS
Blocked shots have been compiled since 1973-74

1.	Shawn Bradley	1994-95	274
2.	Manute Bol	1990-91	247
3.	Manute Bol	1991-92	205
4.	Theo Ratliff	1997-98	203
5.	Caldwell Jones	1976-77	200
6.	Samuel Dalembert	2007-08	192
7.	Dikembe Mutombo	2001-02	190
8.	Samuel Dalembert	2003-04	189
9.	Theo Ratliff	2000-01	187
10.	Theo Ratliff	1999-00	171

TURNOVERS
Turnovers have been compiled since 1977-78

1.	Charles Barkley	1985-86	350
2.	Allen Iverson	2004-05	344
3.	Allen Iverson	1996-97	337
4.	Charles Barkley	1986-87	322
5.	Jerry Stackhouse	1996-97	316
6.	Julius Erving	1978-79	315
7.	George McGinnis	1977-78	312
8.	Charles Barkley	1987-88	304
9.	Andrew Toney	1983-84	297
10.	Jrue Holiday	2012-13	292

Manute Bol, the tallest player ever to suit up for the Sixers at 7-foot-7, posted back-to-back seasons with 200-plus blocked shots (1990-91, 1991-92).

ALL-TIME INDIVIDUAL HIGHS (CAREER)

MOST SEASONS WITH FRANCHISE

1.	Dolph Schayes	16
2.	Hal Greer	15
3.	Paul Seymour	13
4t.	Maurice Cheeks	11
4t.	Julius Erving	11
4t.	Allen Iverson	12
4t.	John (Red) Kerr	11
8t.	Al Bianchi	10
8t.	Larry Costello	10
10t.	Billy Cunningham	9
10t.	Steve Mix	9

MOST GAMES PLAYED

1.	Hal Greer	1122
2.	Dolph Schayes	1059
3.	Maurice Cheeks	853
4.	Julius Erving	836
5.	John (Red) Kerr	834
6.	Allen Iverson	722
7.	Paul Seymour	693
8.	Al Bianchi	687
9.	Steve Mix	668
10.	Billy Cunningham	654

MOST POINTS

1.	Hal Greer	21586
2.	Allen Iverson	19931
3.	Dolph Schayes	19247
4.	Julius Erving	18364
5.	Charles Barkley	14184
6.	Billy Cunningham	13626
7.	John (Red) Kerr	11699
8.	Maurice Cheeks	10429
9.	Andre Iguodala	9422
10.	Chet Walker	9043

SCORING AVERAGE
Min. of 100 games played

1.	Wilt Chamberlain	27.6
2.	Allen Iverson	27.6
3.	Charles Barkley	23.3
4.	Julius Erving	22.0
5.	George McGinnis	21.6
6.	Moses Malone	21.0
7.	Billy Cunningham	20.8
8.	Jerry Stackhouse	19.5
9.	Hal Greer	19.2
10.	Hersey Hawkins	19.0

MOST MINUTES PLAYED
Minutes have been compiled since 1950-51

1.	Hal Greer	39788
2.	Dolph Schayes	29800
3.	Allen Iverson	29879
4.	Julius Erving	28677
5.	Maurice Cheeks	28583
6.	John (Red) Kerr	26014
7.	Andre Iguodala	23216
8.	Charles Barkley	22761
9.	Billy Cunningham	22406
10.	Larry Costello	18624

MOST FIELD GOALS

1.	Hal Greer	8504
2.	Julius Erving	7237
3.	Allen Iverson	6962
4.	Dolph Schayes	6134
5.	Billy Cunningham	5116
6.	Charles Barkley	5025
7.	John (Red) Kerr	4623
8.	Maurice Cheeks	4192
9.	Chet Walker	3318
10.	Andre Iguodala	3301

SIXERS INDIVIDUAL CAREER RECORDS

Most Seasons With Franchise	16	Dolph Schayes	1948-64
Most Games Played	1122	Hal Greer	1958-73
Most Points	21586	Hal Greer	1958-73
Scoring Average	27.6	Wilt Chamberlain	1965-68
Most Minutes Played	39788	Hal Greer	1958-73
Most Field Goals	8504	Hal Greer	1958-73
Most Field Goals Attempted	18111	Hal Greer	1958-73
Field Goal Percentage	.583	Wilt Chamberlain	1965-68
Three-Point Field Goals Made	885	Allen Iverson	1996-07, 2009-10
Three-Point Field Goals Attempted	2864	Allen Iverson	1996-07, 2009-10
Three-Point Field Goal Percentage	.426	Dana Barros	1993-95
Most Free Throws	6979	Dolph Schayes	1948-64
Most Free Throws Attempted	8274	Dolph Schayes	1948-64
Free Throw Percentage	.873	Mike Gminski	1987-91
Most Rebounds	11256	Dolph Schayes	1948-64
Most Offensive Rebounds	2688	Charles Barkley	1984-92
Most Defensive Rebounds	4391	Charles Barkley	1984-92
Most Assists	6212	Maurice Cheeks	1978-89
Most Personal Fouls	3855	Hal Greer	1958-73
Most Disqualifications	90	Dolph Schayes	1948-64
Most Steals	1942	Maurice Cheeks	1978-89
Most Blocked Shots	1293	Julius Erving	1976-87
Turnovers	2662	Allen Iverson	1996-07, 2009-10

ALL-TIME INDIVIDUAL HIGHS (CAREER)

MOST FIELD GOALS ATTEMPTED

1.	Hal Greer	18811
2.	Allen Iverson	16543
3.	Dolph Schayes	15427
4.	Julius Erving	14276
5.	Billy Cunningham	11467
6.	John (Red) Kerr	11059
7.	Charles Barkley	8722
8.	Maurice Cheeks	7940
9.	Fred Carter	7539
10.	Chet Walker	7254

FIELD GOAL PERCENTAGE

Min. of 500 FGM

1.	Wilt Chamberlain	.583
2.	Charles Barkley	.576
3.	Darryl Dawkins	.555
4.	Bobby Jones	.542
5.	Maurice Cheeks	.528
6.	Samuel Dalembert	.527
7.	Darrall Imhoff	.510
8.	Julius Erving	.507
9.	Steve Mix	.503
10.	Doug Collins	.501

THREE POINT FIELD GOALS

3-PT field goals have been compiled since 1979-80

1.	Allen Iverson	885
2.	Kyle Korver	661
3.	Andre Iguodala	563
4.	Hersey Hawkins	476
5.	Lou Williams	373
6.	Dana Barros	332
7.	Jrue Holiday	299
8.	Aaron McKie	295
9.	Willie Green	259
10.	Jodie Meeks	254

Dana Barros connected on a franchise-record 42.6 percent from three-point range in two seasons with the 76ers (1993-95).

THREE POINT FIELD GOALS ATTEMPTED

3-PT FGA have been compiled since 1979-80

1.	Allen Iverson	2864
2.	Andre Iguodala	1700
3.	Kyle Korver	1618
4.	Hersey Hawkins	1172
5.	Lou Williams	1107
6.	Charles Barkely	888
7.	Aaron McKie	842
8.	Willie Green	818
9.	Jrue Holiday	799
10.	Dana Barros	779

THREE POINT FIELD GOAL PERCENTAGE

3-PT FG PCT has been compiled since 1979-80
Min. 60 3FGM

1.	Dana Barros	.426
2.	Kyle Korver	.409
3.	Hersey Hawkins	.406
4.	Hollis Thompson	.401
5.	Royal Ivey	.389
6.	Willie Burton	.385
7.	Jodie Meeks	.383
8.	Gerald Henderson	.376
9t.	Jrue Holiday	.374
9t.	Dorrell Wright	.374

MOST FREE THROWS

1.	Dolph Schayes	6979
2.	Allen Iverson	5024
3.	Hal Greer	4578
4.	Charles Barkley	3920
5.	Julius Erving	3844
6.	Billy Cunningham	3394
7.	Moses Malone	2589
8.	John (Red) Kerr	2453
9.	Chet Walker	2407
10.	Andre Iguodala	2257

MOST FREE THROWS ATTEMPTED

1.	Dolph Schayes	8274
2.	Allen Iverson	6457
3.	Hal Greer	5717
4.	Charles Barkley	5347
5.	Julius Erving	4950
6.	Billy Cunningham	4717
7.	John (Red) Kerr	3410
8.	Moses Malone	3320
9.	Chet Walker	3255
10.	Wilt Chamberlain	3163

FREE THROW PERCENTAGE

Min. of 200 FTM

1.	Jodie Meeks	.886
2.	Kyle Korver	.880
3.	Mike Gminski	.873
4.	Dana Barros	.872
5.	Jeff Hornacek	.868
6.	Hersey Hawkins	.867
7.	Johnny Dawkins	.851
8t.	Larry Costello	.846
8t.	Ron Anderson	.846
10.	Dolph Schayes	.843

ALL-TIME INDIVIDUAL HIGHS (CAREER)

MOST REBOUNDS

Rebounds have been compiled since 1950-51

1.	Dolph Schayes	11256
2.	John (Red) Kerr	9506
3.	Charles Barkley	7079
4.	Billy Cunningham	6638
5.	Wilt Chamberlain	6632
6.	Hal Greer	5665
7.	Julius Erving	5601
8t.	Samuel Dalembert	4844
8t.	Luke Jackson	4613
10.	Caldwell Jones	4454

OFFENSIVE REBOUNDS

Offensive rebounds have been compiled since 1973-74

1.	Charles Barkley	2688
2.	Julius Erving	2067
3.	Moses Malone	1627
4.	Samuel Dalembert	1561
5.	Steve Mix	1318
6.	Clarence Weatherspoon	1142
7.	Caldwell Jones	1115
8.	Thaddeus Young	1027
9.	Bobby Jones	950
10.	George McGinnis	866

DEFENSIVE REBOUNDS

Defensive rebounds have been compiled since 1973-74

1.	Charles Barkley	4391
2.	Julius Erving	3534
3.	Caldwell Jones	3339
4.	Samuel Dalembert	3283
5.	Andre Iguodala	2934
6.	Moses Malone	2646
7.	Clarence Weatherspoon	2573
8.	Steve Mix	2453
9.	Darryl Dawkins	2323
10.	Allen Iverson	2171

MOST ASSISTS

1.	Maurice Cheeks	6212
2.	Hal Greer	4540
3.	Allen Iverson	4385
4.	Julius Erving	3224
5.	Dolph Schayes	3072
6.	Andre Iguodala	2991
7.	Eric Snow	2965
8.	Larry Costello	2901
9.	Billy Cunningham	2625
10.	Paul Seymour	2335

MOST PERSONAL FOULS

1.	Hal Greer	3855
2.	Dolph Schayes	3664
3.	Billy Cunningham	2431
4.	Julius Erving	2286
5.	John (Red) Kerr	2139
6.	Larry Costello	2107
7.	Al Bianchi	2069
8.	Charles Barkley	2045
9.	Maurice Cheeks	1934
10.	Samuel Dalembert	1844

MOST DISQUALIFICATIONS

Disqualifications have been compiled since 1950-51

1.	Dolph Schayes	90
2.	Hal Greer	72
3.	Billy Cunningham	64
4.	Al Bianchi	54
5.	Larry Costello	47
6.	Earl Lloyd	41
7.	Dave Gambee	39
8t.	John (Red) Kerr	34
8t.	Darryl Dawkins	34
10.	Charles Barkley	33

MOST STEALS

Steals have been compiled since 1973-74

1.	Maurice Cheeks	1942
2.	Allen Iverson	1644
3.	Julius Erving	1508
4.	Andre Iguodala	1076
5.	Charles Barkley	1007
6.	Steve Mix	851
7.	Bobby Jones	727
8.	Hersey Hawkins	722
9.	Thaddeus Young	708
10.	Eric Snow	702

BLOCKED SHOTS

Blocked Shots have been compiled since 1973-74

1.	Julius Erving	1293
2.	Samuel Dalembert	1131
3.	Caldwell Jones	926
4.	Theo Ratliff	710
5.	Bobby Jones	694
6.	Darryl Dawkins	635
7.	Charles Barkley	606
8.	Manute Bol	580
9.	Clarence Weatherspoon	496
10.	Moses Malone	478

TURNOVERS

Turnovers have been compiled since 1977-78

1.	Allen Iverson	2662
2.	Julius Erving	2323
3.	Charles Barkley	2127
4.	Maurice Cheeks	1970
5.	Andre Iguodala	1460
6.	Andrew Toney	1394
7.	Moses Malone	1120
8.	Bobby Jones	1023
9.	Eric Snow	967
10.	Clarence Weatherspoon	947

ALL-TIME ROOKIE LEADERS (SEASON)

POINTS

	PLAYER	YEAR	PTS
1.	Allen Iverson	1996-97	1787
2.	Jerry Stackhouse	1995-96	1384
3.	Clarence Weatherspoon	1992-93	1280
4.	Lee Shaffer	1961-62	1267
5.	Hersey Hawkins	1988-89	1196
6.	Michael Carter-Williams	2013-14	1167
7.	Charles Barkley	1984-85	1148
8.	Billy Cunningham	1965-66	1143
9.	Luke Jackson	1964-65	1126
10.	Andrew Toney	1980-81	968

MOST FIELD GOALS

	PLAYER	YEAR	FG
1.	Allen Iverson	1996-97	625
2.	Lee Schaffer	1961-62	514
3.	Clarence Weatherspoon	1992-93	494
4.	Jerry Stackhouse	1995-64	452
5.	Hersey Hawkins	1988-89	442

MOST FIELD GOALS ATTEMPTED

	PLAYER	YEAR	FGA
1.	Allen Iverson	1996-97	1504
2.	Lee Schaffer	1961-62	1180
3.	Jerry Stackhouse	1995-96	1091
4.	Michael Carter-Williams	2013-14	1054
5.	Clarence Weatherspoon	1992-93	1053

MOST THREE-POINT FIELD GOALS

	PLAYER	YEAR	3FGM
1.	Allen Iverson	1996-97	155
2.	Jerry Stackhouse	1995-96	93
3.	Kyle Korver	2003-04	81
4.	Hersey Hawkins	1988-89	71
5.	Hollis Thompson	2013-14	67

MOST THREE-POINT FIELD GOAL ATTEMPTS

	PLAYER	YEAR	3FGA
1.	Allen Iverson	1996-97	455
2.	Jerry Stackhouse	1995-96	292
3.	Michael Carer-Willliams	2013-14	208
4.	Kyle Korver	2003-04	207
5.	Tim Thomas	1997-98	171

MOST FREE THROWS MADE

	PLAYER	YEAR	FTM
1.	Jerry Stackhouse	1995-96	387
2.	Allen Iverson	1996-97	382
3.	Charles Barkley	1984-85	293
4.	Clarence Weatherspoon	1992-93	291
5.	Luke Jackson	1964-65	288

MOST FREE THROW ATTEMPTS

	PLAYER	YEAR	FTA
1.	Allen Iverson	1996-97	544
2.	Jerry Stackhouse	1995-96	518
3.	Billy Cunningham	1965-66	443
4.	Clarence Weatherspoon	1992-93	408
5.	Luke Jackson	1964-65	404

Allen Iverson set a franchise record with 1,787 points during his rookie season in 1996-97.

MOST REBOUNDS

	PLAYER	YEAR	REB
1.	Luke Jackson	1964-65	980
2.	Charles Barkley	1984-85	703
3.	Billy Cunningham	1965-66	599
4.	Clarence Weatherspoon	1992-93	589
5.	Chet Walker	1962-63	561

MOST ASSISTS

	PLAYER	YEAR	AST
1.	Allen Iverson	1996-97	567
2.	Michael Carter-Williams	2013-14	441
3.	Maurice Cheeks	1978-79	431
4.	Scott Brooks	1988-89	306
5.	Freddie Boyd	1972-73	301

MOST STEALS

	PLAYER	YEAR	STL
1.	Maurice Cheeks	1978-79	174
2.	Allen Iverson	1996-97	157
3.	Andre Iguodala	2004-05	138
4.	Michael Carter-Williams	2013-14	130
5.	Hersey Hawkins	1988-89	120

MOST TURNOVERS

	PLAYER	YEAR	TO
1.	Allen Iverson	1996-97	337
2.	Jerry Stackhouse	1995-96	252
3.	Michael Carter-Williams	2013-14	247
4.	Andrew Toney	1980-81	219
5.	Charles Barkley	1984-85	209

MOST BLOCKED SHOTS

	PLAYER	YEAR	BLK
1.	Shawn Bradley	1993-94	147
2.	Sharone Wright	1994-95	104
3.	Charles Barkley	1984-85	80
4.	Jerry Stackhouse	1995-96	79
5.	Clarence Weatherspoon	1992-93	67

FRANCHISE SCORING LEADERS (CAREER)

	PLAYERS	YEARS	G	FG	3FG	FT	PTS	AVG
1.	Hal Greer	1958-73	1122	8504	---	4578	21586	19.2
2.	Allen Iverson	1996-07/2009-10	722	6962	885	5122	19931	27.6
3.	Dolph Schayes	1949-64	1059	6134	---	6979	19247	18.2
4.	Julius Erving	1976-87	836	7237	46	3844	18364	22.0
5.	Charles Barkley	1984-92	610	5025	214	3920	14184	23.3
6.	Billy Cunningham	1965-72/1974-76	654	5116	---	3394	13626	20.8
7.	John (Red) Kerr	1954-65	834	4623	---	2453	11699	14.0
8.	Maurice Cheeks	1978-89	853	4192	40	2005	10429	12.2
9.	Andre Iguodala	2004-2012	615	3301	563	2257	9422	15.3
10.	Chet Walker	1962-69	558	3318	---	2407	9043	16.2
11.	Larry Costello	1957-68	615	2863	---	2231	7957	12.9
12.	Fred Carter	1971-77	409	3248	---	1177	7673	18.8
13.	Hersey Hawkins	1988-93	403	2626	476	1929	7657	19.0
14.	Wilt Chamberlain	1964-68	277	3105	---	1441	7651	27.6
15.	Steve Mix	1974-82	668	2893	5	1768	7559	11.3
16.	Moses Malone	1982-94/1993-94	357	2461	0	2589	7511	21.0
17.	Andrew Toney	1980-88	468	2859	138	1602	7458	15.9
18.	Doug Collins	1973-81	415	2927	0	1573	7427	17.9
19.	Thaddeus Young	2007-present	516	3018	208	834	7078	13.7
20.	Clarence Weatherspoon	1992-98	448	2669	10	1519	6867	15.3
21.	Bobby Jones	1978-86	617	2471	0	1643	6585	10.7
22.	Paul Seymour	1949-60	693	2211	---	1853	6275	9.1
23.	Al Bianchi	1956-66	687	2212	---	1126	5550	8.1
24.	Dave Gambee	1960-67	475	1932	---	1590	5454	11.5
25.	Wali Jones	1965-71	454	2117	---	995	5229	11.5
26.	Luke Jackson	1965-72	522	2004	---	1162	5170	9.9
27.	Lou Williams	2005-12	455	1730	373	1325	5158	11.3
28.	Ron Anderson	1988-93	393	2151	95	741	5138	13.1
29.	George McGinnis	1975-78	234	1894	---	1258	5046	21.6
30.	Darryl Dawkins	1975-82	448	2062	0	885	5009	11.2
31.	Samuel Dalembert	2001-11	582	1934	0	842	4710	8.1
32.	Archie Clark	1968-71	241	1711	---	959	4381	18.2
33.	Eric Snow	1997-04	452	1589	35	1162	4375	9.7
34.	Aaron McKie	1997-05	536	1605	295	638	4143	7.3
35.	Jrue Holiday	2009-2013	298	1591	299	513	3994	13.4
36.	Willie Green	2003-11	422	1596	259	503	3954	9.4
37.	Derrick Coleman	1995-98/2001-04	283	1429	123	962	3943	13.9
38.	George King, Jr.	1951-56	348	1282	---	1045	3609	10.4
39.	Mike Gminksi	1987-91	240	1413	4	755	3585	14.9
40.	Kyle Korver	2003-2007	337	1221	661	424	3527	10.5
41.	Andre Miller	2007-2009	221	1368	19	755	3510	15.9
42.	Caldwell Jones	1977-82	482	1367	0	732	3466	7.2
43.	Earl Lloyd	1952-58	413	1279	---	874	3432	8.3
44.	Jerry Stackhouse	1995-98	175	1113	211	979	3416	19.5
45.	Billy Gabor	1949-55	365	1195	---	962	3352	9.2
46.	Johnny Dawkins	1990-94	313	1320	122	581	3343	10.7
47.	Henry Bibby	1976-80	327	1207	11	884	3309	10.1
48.	Lee Shaffer	1961-64	196	1328	---	635	3291	16.8
49,	Elton Brand	2008-12	246	1364	---	543	3271	13.3
50.	Evan Turner	2011-14	279	1285	121	517	3208	11.5

YEARLY LEADERS

MINUTES PLAYED - compiled since 1950-51

1951-52	Red Rocha	2543
1952-53	Paul Seymour	2684
1953-54	Paul Seymour	2727
1954-55	Paul Seymour	2950
1955-56	Dolph Schayes	2517
1956-57	Dolph Schayes	2851
1957-58	Dolph Schayes	2318
1958-59	Larry Costello	2750
1959-60	Dolph Schayes	2741
1960-61	Dolph Schayes	3007
1961-62	John Kerr	2768
1962-63	Hal Greer	2631
1963-64	Hal Greer	3157
1964-65	Hal Greer	2600
1965-66	Wilt Chamberlain	3737
1966-67	Wilt Chamberlain	3682
1967-68	**Wilt Chamberlain**	**3836**
1968-69	Billy Cunningham	3345
1969-70	Billy Cunningham	3194
1970-71	Archie Clark	3245
1971-72	Billy Cunningham	2900
1972-73	Fred Carter	2993
1973-74	Fred Carter	3044
1974-75	Fred Carter	3046
1975-76	Steve Mix	3039
1976-77	Julius Erving	2940
1977-78	Doug Collins	2770
1978-79	Julius Erving	2802
1979-80	Julius Erving	2812
1980-81	Julius Erving	2874
1981-82	Julius Erving	2789
1982-83	Moses Malone	2922
1983-84	Julius Erving	2683
1984-85	Moses Malone	2957
1985-86	Maurice Cheeks	3270
1986-87	Tim McCormick	2817
1987-88	Charles Barkley	3170
1988-89	Charles Barkley	3088
1989-90	Charles Barkley	3085
1990-91	Hersey Hawkins	3110
1991-92	Hersey Hawkins	3013
1992-93	Hersey Hawkins	2977
1993-94	Clarence Weatherspoon	3147
1994-95	Dana Barros	3318
1995-96	Clarence Weatherspoon	3096
1996-97	Jerry Stackhouse	3166
1997-98	Allen Iverson	3150
1998-99	Allen Iverson	1990
1999-00	Allen Iverson	2853
2000-01	Allen Iverson	2979
2001-02	Dikembe Mutombo	2907
2002-03	Allen Iverson	3485
2003-04	Eric Snow	2966
2004-05	Allen Iverson	3174
2005-06	Allen Iverson	3103
2006-07	Andre Iguodala	3062
2007-08	Andre Iguodala	3242
2008-09	Andre Iguodala	3269
2009-10	Andre Iguodala	3193
2010-11	Jrue Holiday	2901
2011-12	Andre Iguodala	2209
2012-13	Jrue Holiday	2926
2013-14	Thaddeus Young	2718

TOTAL POINTS

1949-50	Dolph Schayes	1072
1950-51	Dolph Schayes	1121
1951-52	Dolph Schayes	868
1952-53	Dolph Schayes	1262
1953-54	Dolph Schayes	1228
1954-55	Dolph Schayes	1333
1955-56	Dolph Schayes	1472
1956-57	Dolph Schayes	1617
1957-58	Dolph Schayes	1791
1958-59	Dolph Schayes	1534
1959-60	Dolph Schayes	1689
1960-61	Dolph Schayes	1868
1961-62	Hal Greer	1619
1962-63	Hal Greer	1562
1963-64	Hal Greer	1865
1964-65	Hal Greer	1413
1965-66	**Wilt Chamberlain**	**2649**
1966-67	Wilt Chamberlain	1956
1967-68	Wilt Chamberlain	1992
1968-69	Billy Cunningham	2034
1969-70	Billy Cunningham	2114
1970-71	Billy Cunningham	1859
1971-72	Billy Cunningham	1744
1972-73	Fred Carter	1617
1973-74	Fred Carter	1666
1974-75	Fred Carter	1686
1975-76	George McGinnis	1769
1976-77	Julius Erving	1770
1977-78	George McGinnis	1587
1978-79	Julius Erving	1803
1979-80	Julius Erving	2100
1980-81	Julius Erving	2014
1981-82	Julius Erving	1974
1982-83	Moses Malone	1908
1983-84	Julius Erving	1727
1984-85	Moses Malone	1941
1985-86	Moses Malone	1759
1986-87	Charles Barkley	1564
1987-88	Charles Barkley	2264
1988-89	Charles Barkley	2037
1989-90	Charles Barkley	1989
1990-91	Charles Barkley	1849
1991-92	Charles Barkley	1730
1992-93	Hersey Hawkins	1643
1993-94	Clarence Weatherspoon	1506
1994-95	Dana Barros	1686
1995-96	Jerry Stackhouse	1384
1996-97	Allen Iverson	1787
1997-98	Allen Iverson	1758
1998-99	Allen Iverson	1284
1999-00	Allen Iverson	1989
2000-01	Allen Iverson	2207
2001-02	Allen Iverson	1883
2002-03	Allen Iverson	2262
2003-04	Allen Iverson	1266
2004-05	Allen Iverson	2302
2005-06	Allen Iverson	2377
2006-07	Andre Iguodala	1386
2007-08	Andre Iguodala	1630
2008-09	Andre Iguodala	1541
2009-10	Andre Iguodala	1401
2010-11	Elton Brand	1217
2011-12	Andre Iguodala	2209
2012-13	Jrue Holiday	1383
2013-14	Thaddues Young	1417

AVERAGE POINTS - Minimum of 20

1949-50	Dolph Schayes	16.8
1950-51	Dolph Schayes	17.0
1951-52	Dolph Schayes	13.8
1952-53	Dolph Schayes	17.8
1953-54	Dolph Schayes	17.1
1954-55	Dolph Schayes	18.5
1955-56	Dolph Schayes	20.4
1956-57	Dolph Schayes	22.5
1957-58	Dolph Schayes	24.9

★ Bold denotes franchise record

YEARLY LEADERS

Julius Erving, one of the most prolific players in Sixers history, led the team in scoring average in six-straight seasons (1976-82).

Average Points Continued ...

1958-59	Dolph Schayes	21.3
1959-60	Dolph Schayes	22.5
1960-61	Dolph Schayes	23.6
1961-62	Hal Greer	22.8
1962-63	Hal Greer	19.5
1963-64	Hal Greer	23.3
1964-65	Wilt Chamberlain	30.1
1965-66	**Wilt Chamberlain**	**33.5**
1966-67	Wilt Chamberlain	24.1
1967-68	Wilt Chamberlain	24.3
1968-69	Billy Cunningham	24.8
1969-70	Billy Cunningham	26.1
1970-71	Billy Cunningham	23.0
1971-72	Billy Cunningham	23.3
1972-73	Fred Carter	20.0
1973-74	Fred Carter	21.4
1974-75	Fred Carter	21.9
1975-76	George McGinnis	23.0
1976-77	Julius Erving	21.6
1977-78	Julius Erving	20.6
1978-79	Julius Erving	23.1
1979-80	Julius Erving	26.9
1980-81	Julius Erving	24.6
1981-82	Julius Erving	24.4
1982-83	Moses Malone	24.5
1983-84	Moses Malone	22.7
1984-85	Moses Malone	24.6
1985-86	Moses Malone	23.8
1986-87	Charles Barkley	23.0
1987-88	Charles Barkley	28.3
1988-89	Charles Barkley	25.8
1989-90	Charles Barkley	25.2
1990-91	Charles Barkley	27.6
1991-92	Charles Barkley	23.1
1992-93	Hersey Hawkins	20.3
1993-94	Clarence Weatherspoon	18.4
1994-95	Dana Barros	20.6
1995-96	Jerry Stackhouse	19.2
1996-97	Allen Iverson	23.5
1997-98	Allen Iverson	22.0
1998-99	Allen Iverson	26.8
1999-00	Allen Iverson	28.4
2000-01	Allen Iverson	31.1
2001-02	Allen Iverson	31.4
2002-03	Allen Iverson	27.6
2003-04	Allen Iverson	26.4
2004-05	Allen Iverson	30.7
2005-06	Allen Iverson	33.0
2006-07	Andre Iguodala	18.2
2007-08	Andre Iguodala	19.9
2008-09	Andre Iguodala	18.8
2009-10	Andre Iguodala	17.1
2010-11	Elton Brand	15.0
2011-12	Lou Williams	14.9
2012-13	Jrue Holiday	17.7
2013-14	Thaddeus Young	17.9

FIELD GOALS MADE

1949-50	Dolph Schayes	348
1950-51	Dolph Schayes	332
1951-52	Red Rocha	300
1952-53	Dolph Schayes	375
1953-54	Dolph Schayes	370
1954-55	Dolph Schayes	422
1955-56	Dolph Schayes	465
1956-57	Dolph Schayes	496
1957-58	Dolph Schayes	581
1958-59	Dolph Schayes	504
1959-60	Dolph Schayes	578
1960-61	Hal Greer	623
1961-62	Hal Greer	644
1962-63	Hal Greer	600
1963-64	Hal Greer	715
1964-65	Hal Greer	540
1965-66	**Wilt Chamberlain**	**1074**
1966-67	Wilt Chamberlain	785
1967-68	Wilt Chamberlain	819
1968-69	Billy Cunningham	739
1969-70	Billy Cunningham	802
1970-71	Billy Cunningham	702
1971-72	Billy Cunningham	658
1972-73	Fred Carter	679
1973-74	Fred Carter	706
1974-75	Fred Carter	715
1975-76	Fred Carter	665
1976-77	Julius Erving	685
1977-78	Doug Collins	643
1978-79	Julius Erving	715
1979-80	Julius Erving	838
1980-81	Julius Erving	794
1981-82	Julius Erving	780
1982-83	Moses Malone	654
1983-84	Julius Erving	678
1984-85	Julius Erving	610
1985-86	Charles Barkley	595
1986-87	Charles Barkley	557
1987-88	Charles Barkley	753
1988-89	Charles Barkley	700
1989-90	Charles Barkley	706
1990-91	Charles Barkley	665
1991-92	Charles Barkley	622
1992-93	Jeff Hornacek	582
1993-94	Clarence Weatherspoon	602
1994-95	Dana Barros	571
1995-96	Clarence Weatherspoon	491
1996-97	Allen Iverson	625
1997-98	Allen Iverson	649
1998-99	Allen Iverson	435
1999-00	Allen Iverson	729
2000-01	Allen Iverson	762
2001-02	Allen Iverson	665
2002-03	Allen Iverson	804
2003-04	Allen Iverson	435
2004-05	Allen Iverson	771

★ Bold denotes franchise record

YEARLY LEADERS

Field Goals Made Continued ...

2005-06	Allen Iverson	815
2006-07	Andre Iguodala	443
2007-08	Andre Iguodala	582
2008-09	Andre Iguodala	542
2009-10	Andre Iguodala	496
2010-11	Elton Brand	502
2011-12	Jrue Holiday	360
2012-13	Jrue Holiday	555
2013-14	Thaddeus Young	582

FIELD GOAL ATTEMPTS

1949-50	Dolph Schayes	903
1950-51	Dolph Schayes	930
1951-52	Red Rocha	749
1952-53	Dolph Schayes	1022
1953-54	Dolph Schayes	973
1954-55	Dolph Schayes	1103
1955-56	Dolph Schayes	1202
1956-57	Dolph Schayes	1308
1957-58	Dolph Schayes	1458
1958-59	Dolph Schayes	1304
1959-60	Dolph Schayes	1440
1960-61	Dolph Schayes	1595
1961-62	Hal Greer	1442
1962-63	Lee Shaffer	1393
1963-64	Hal Greer	1611
1964-65	Hal Greer	1245
1965-66	**Wilt Chamberlain**	**1990**
1966-67	Hal Greer	1524
1967-68	Hal Greer	1626
1968-69	Billy Cunningham	1736
1969-70	Billy Cunningham	1710
1970-71	Billy Cunningham	1519
1971-72	Billy Cunningham	1428
1972-73	Fred Carter	1614
1973-74	Fred Carter	1641
1974-75	Fred Carter	1598
1975-76	Fred Carter	1594
1976-77	George McGinnis	1439
1977-78	George McGinnis	1270
1978-79	Julius Erving	1455
1979-80	Julius Erving	1614
1980-81	Julius Erving	1524
1981-82	Julius Erving	1428
1982-83	Moses Malone	1305
1983-84	Julius Erving	1324
1984-85	Moses Malone	1284
1985-86	Moses Malone	1246
1986-87	Charles Barkley	937
1987-88	Charles Barkley	1283
1988-89	Charles Barkley	1208
1989-90	Charles Barkley	1177
1990-91	Charles Barkley	1251
1991-92	Hersey Hawkins	1126
1992-93	Jeff Hornacek	1239
1993-94	Clarence Weatherspoon	1246
1994-95	Clarence Weatherspoon	1238
1995-96	Jerry Stackhouse	1091
1996-97	Allen Iverson	1504
1997-98	Allen Iverson	1407
1998-99	Allen Iverson	1056
1999-00	Allen Iverson	1733
2000-01	Allen Iverson	1813
2001-02	Allen Iverson	1669
2002-03	Allen Iverson	1940
2003-04	Allen Iverson	1125
2004-05	Allen Iverson	1818
2005-06	Allen Iverson	1822
2006-07	Andre Iguodala	991
2007-08	Andre Iguodala	1277
2008-09	Andre Iguodala	1147
2009-10	Andre Iguodala	1120
2010-11	Jrue Holiday	999
2011-12	Lou Williams	782
2012-13	Jrue Holiday	1299
2013-14	Thaddeus Young	1283

FIELD GOAL PERCENTAGE - Minimum of 100

149-50	Ed Peterson	42.8
1950-51	George Ratkovicz	41.5
1951-52	George King	40.6
1952-53	George King	40.2
1953-54	Billy Kenville	38.4
1954-55	John Kerr	41.9
1955-56	John Kerr	40.3
1956-57	John Kerr	40.3
1957-58	Larry Costello	42.6
1958-59	Hal Greer	45.4
1959-60	Hal Greer	47.6
1960-61	Larry Costello	48.2
1961-62	Hal Greer	44.7
1962-63	John Kerr	47.4
1963-64	Hal Greer	44.4
1964-65	Wilt Chamberlain	52.8
1965-66	Wilt Chamberlain	54.0
1966-67	**Wilt Chamberlain**	**68.3**
1967-68	Wilt Chamberlain	59.5
1968-69	Johnny Green	51.8
1969-70	Darall Imhoff	54.0
1970-71	Archie Clark	49.6
1971-72	Bill Bridges	50.9
1972-73	Dale Schlueter	52.4
1973-74	Steve Mix	47.5
1974-75	Doug Collins	48.8
1975-76	Doug Collins	51.3
1976-77	Darryl Dawkins	62.8
1977-78	Darryl Dawkins	57.5
1978-79	Eric Money	54.8
1979-80	Maurice Cheeks	54.0
1980-81	Darryl Dawkins	60.7
1981-82	Bobby Jones, Darryl Dawkins	56.4
1982-83	Bobby Jones	54.3
1983-84	Maurice Cheeks	55.0
1984-85	Maurice Cheeks	57.0
1985-86	Charles Barkley	57.2
1986-87	Charles Barkley	59.4
1987-88	Charles Barkley	58.7
1988-89	Charles Barkley	57.9
1989-90	Charles Barkley	60.0
1990-91	Charles Barkley	57.0
1991-92	Charles Barkley	55.2
1992-93	Hersey Hawkins, Jeff Hornacek	47.0
1993-94	Warren Kidd	59.2
1994-95	Jeff Malone	50.7
1995-96	Derrick Alston	51.2
1996-97	Scott Williams	50.9
1997-98	Theo Ratliff	51.2
1998-99	Matt Geiger	47.9
1999-00	Theo Ratliff	50.3
2000-01	Todd MacCulloch	58.9
2001-02	Dikembe Mutombo	50.1
2002-03	Brian Skinner	55.0
2003-04	Samuel Dalembert	54.1
2004-05	Samuel Dalembert	52.4
2005-06	Steven Hunter	60.1
2006-07	Steven Hunter	57.7
2007-08	Thaddeus Young	53.9
2008-09	Marreese Speights	50.2
2009-10	Samuel Dalembert	54.5
2010-11	Thaddeus Young	54.1
2011-12	Thaddeus Young	50.7
2012-13	Thaddeus Young	53.1
2013-14	Henry Sims	48.9

YEARLY LEADERS



In 2004-05, Kyle Korver set the single-season franchise record and tied for the NBA lead with 226 three-point field goals made.

3-PT FIELD GOALS MADE - compiled since 1979-80

1979-80	Henry Bibby	11
1980-81	Andrew Toney	9
1981-82	Andrew Toney	25
1982-83	Andrew Toney	22
1983-84	Andrew Toney	12
1984-85	Andrew Toney	39
1985-86	Charles Barkley	17
1986-87	Andrew Toney	22
1987-88	Gerald Henderson	67
1988-89	Hersey Hawkins	71
1989-90	Hersey Hawkins	84
1990-91	Hersey Hawkins	108
1991-92	Hersey Hawkins	91
1992-93	Hersey Hawkins	122
1993-94	Dana Barros	135
1994-95	Dana Barros	197
1995-96	Vernon Maxwell	146
1996-97	Allen Iverson	155
1997-98	Allen Iverson	70
1998-99	Allen Iverson	58
1999-00	Allen Iverson	89
2000-01	Allen Iverson	98
2001-02	Allen Iverson	78
2002-03	Allen Iverson	84
2003-04	Kyle Korver	81
2004-05	**Kyle Korver**	**226**
2005-06	Kyle Korver	184
2006-07	Kyle Korver	132
2007-08	Andre Iguodala	101
2008-09	Andre Iguodala	80
2009-10	Andre Iguodala	94
2010-11	Jodie Meeks	138
2011-12	Jodie Meeks	97
2012-13	Dorell Wright	135
2013-14	James Anderson	115

3-PT FIELD GOAL ATTEMPTS - compiled since 1979-80

1979-80	Henry Bibby	52
1980-81	Andrew Toney	29
1981-82	Andrew Toney	59
1982-83	Andrew Toney	76
1983-84	Andrew Toney	38
1984-85	Andrew Toney	105
1985-86	Charles Barkley	75
1986-87	Charles Barkley	104
1987-88	Gerald Henderson	159
1988-89	Hersey Hawkins	166
1989-90	Hersey Hawkins	200
1990-91	Hersey Hawkins	270
1991-92	Hersey Hawkins	229
1992-93	Hersey Hawkins	307
1993-94	Dana Barros	354
1994-95	Dana Barros	425
1995-96	Vernon Maxwell	460
1996-97	Allen Iverson	455
1997-98	Allen Iverson	235
1998-99	Allen Iverson	199
1999-00	Allen Iverson	261
2000-01	Allen Iverson	306
2001-02	Allen Iverson	268
2002-03	Allen Iverson	303
2003-04	Kyle Korver	207
2004-05	**Kyle Korver**	**558**
2005-06	Kyle Korver	438
2006-07	Kyle Korver	307
2007-08	Andre Iguodala	307
2008-09	Andre Iguodala	261
2009-10	Andre Iguodala	303
2010-11	Jodie Meeks	348
2011-12	Jodie Meeks	266
2012-13	Dorell Wright	361
2013-14	James Anderson	351

3-PT FIELD GOAL PERCENTAGE

Compiled since 1979-80 - Minimun of 20

1979-80	Henry Bibby	21.2
1980-81	Andrew Toney	31.0
1981-82	Andrew Toney	42.4
1982-83	Andrew Toney	28.9
1983-84	Maurice Cheeks	40.0
1984-85	Andrew Toney	37.1
1985-86	Leon Wood	44.8
1986-87	Andrew Toney	32.8
1987-88	Gerald Henderson	42.1
1988-89	Hersey Hawkins	42.8
1989-90	Hersey Hawkins	42.0
1990-91	Hersey Hawkins	40.0
1991-92	Hersey Hawkins	39.7
1992-93	Hersey Hawkins	39.7
1993-94	Dana Barros	38.1
1994-95	**Dana Barros**	**46.4**
1995-96	Scott Skiles	44.1
1996-97	Rex Walters	38.5
1997-98	Tim Thomas	36.3
1998-99	George Lynch	39.1
1999-00	Aaron McKie	36.4
2000-01	Toni Kukoc	41.0
2001-02	Aaron McKie	39.8
2002-03	Keith Van Horn	36.9
2003-04	Aaron McKie	43.6
2004-05	Kyle Korver	40.5
2005-06	Kyle Korver	42.0
2006-07	Kyle Korver	43.0
2007-08	Lou Williams	35.9
2008-09	Thaddeus Young	34.1
2009-10	Jrue Holiday	39.0
2010-11	Jodie Meeks	39.7
2011-12	Andre Iguodala	39.4
2012-13	Dorell Wright	37.4
2013-14	Hollis Thompson	40.1

★ Bold denotes franchise record

YEARLY LEADERS

FREE THROWS MADE

1949-50	Dolph Schayes	376
1950-51	Dolph Schayes	457
1951-52	Dolph Schayes	342
1952-53	Dolph Schayes	512
1953-54	Dolph Schayes	488
1954-55	Dolph Schayes	489
1955-56	Dolph Schayes	542
1956-57	Dolph Schayes	625
1957-58	Dolph Schayes	629
1958-59	Dolph Schayes	526
1959-60	Dolph Schayes	533
1960-61	Dolph Schayes	680
1961-62	Dave Gambee	384
1962-63	Hal Greer	362
1963-64	Hal Greer	435
1964-65	Hal Greer	335
1965-66	Wilt Chamberlain	501
1966-67	Chet Walker	445
1967-68	Hal Greer	422
1968-69	Billy Cunningham	556
1969-70	Billy Cunningham	510
1970-71	Billy Cunningham	455
1971-72	Billy Cunningham	428
1972-73	Fred Carter	259
1973-74	Tom Van Arsdale	298
1974-75	Bill Cunningham	345
1975-76	George McGinnis	475
1976-77	Julius Erving	400
1977-78	Lloyd Free & McGinnis	411
1978-79	Julius Erving	373
1979-80	Julius Erving	420
1980-81	Julius Erving	422
1981-82	Julius Erving	411
1982-83	Moses Malone	600
1983-84	Moses Malone	545
1984-85	**Moses Malone**	**737**
1985-86	Moses Malone	617
1986-87	Charles Barkley	429
1987-88	Charles Barkley	714
1988-89	Charles Barkley	602
1989-90	Charles Barkley	557
1990-91	Charles Barkley	475
1991-92	Charles Barkley	454
1992-93	Hersey Hawkins	419
1993-94	Clarence Weatherspoon	298
1994-95	Dana Barros	347
1995-96	Jerry Stackhouse	387
1996-97	Jerry Stackhouse	511
1997-98	Allen Iverson	390
1998-99	Allen Iverson	356
1999-00	Allen Iverson	442
2000-01	Allen Iverson	585
2001-02	Allen Iverson	475
2002-03	Allen Iverson	570
2003-04	Allen Iverson	339
2004-05	Allen Iverson	656
2005-06	Allen Iverson	675
2006-07	Andre Iguodala	452
2007-08	Andre Iguodala	365
2008-09	Andre Iguodala	377
2009-10	Andre Iguodala	315
2010-11	Lou Williams	293
2011-12	Lou Williams	237
2012-13	Jrue Holiday	182
2013-14	Michael Carter-Williams	258

FREE THROWS ATTEMPTED

1949-50	Dolph Schayes	486
1950-51	Dolph Schayes	608
1951-52	Dolph Schayes	424
1952-53	Dolph Schayes	619

★ Bold denotes franchise record

Billy Cunningham (No. 32) led the Sixers in free throws made in four consecutive seasons (1968-72).

1953-54	Dolph Schayes	590
1954-55	Dolph Schayes	587
1955-56	Dolph Schayes	632
1956-57	Dolph Schayes	691
1957-58	Dolph Schayes	696
1958-59	Dolph Schayes	609
1959-60	Dolph Schayes	597
1960-61	Dolph Schayes	783
1961-62	Dolph Schayes	470
1962-63	Hal Greer	434
1963-64	Hal Greer	525
1964-65	Hal Greer	413
1965-66	**Wilt Chamberlain**	**976**
1966-67	Wilt Chamberlain	875
1967-68	Wilt Chamberlain	932
1968-69	Billy Cunningham	754
1969-70	Billy Cunningham	700
1970-71	Billy Cunningham	620
1971-72	Billy Cunningham	601
1972-73	Fred Carter	368
1973-74	Fred Carter	358
1974-75	Billy Cunningham	444
1975-76	George McGinnis	642
1976-77	George McGinnis	546
1977-78	George McGinnis	574
1978-79	Julius Erving	501
1979-80	Julius Erving	534
1980-81	Julius Erving	536
1981-82	Julius Erving	539
1982-83	Moses Malone	788
1983-84	Moses Malone	727
1984-85	Moses Malone	904
1985-86	Moses Malone	784
1986-87	Charles Barkley	564
1987-88	Charles Barkley	951
1988-89	Charles Barkley	799
1989-90	Charles Barkley	744
1990-91	Charles Barkley	658
1991-92	Charles Barkley	653
1992-93	Hersey Hawkins	487

YEARLY LEADERS



Wilt Chamberlain set franchise records in total points (2,649), scoring (33.5 ppg), field goals made (1074), field goal attempts (1990) and free throws attempted (976) during the 1965-66 season.

Free Throws Attempted Continued...

1993-94	Clarence Weatherspoon	430
1994-95	Dana Barros	386
1995-96	Jerry Stackhouse	518
1996-97	Jerry Stackhouse	667
1997-98	Allen Iverson	535
1998-99	Allen Iverson	474
1999-00	Allen Iverson	620
2000-01	Allen Iverson	719
2001-02	Allen Iverson	585
2002-03	Allen Iverson	736
2003-04	Allen Iverson	455
2004-05	Allen Iverson	786
2005-06	Allen Iverson	829
2006-07	Andre Iguodala	551
2007-08	Andre Iguodala	506
2008-09	Andre Iguodala	521
2009-10	Andre Iguodala	430
2010-11	Lou Williams	356
2011-12	Lou Williams	292
2012-13	Jrue Holiday	242
2013-14	Michael Carter-Williams	367

FREE THROW PERCENTAGE - Minimun of 50

1949-50	Al Cervi	89.2
1950-51	Fred Scolari	84.3
1951-52	Al Cervi	88.3
1952-53	Dolph Schayes	82.7
1953-54	Dolph Schayes	82.7
1954-55	Dolph Schayes	83.3
1955-56	Dolph Schayes	85.8
1956-57	Dolph Schayes	90.4
1957-58	Dolph Schayes	90.4
1958-59	Dolph Schayes	86.4
1959-60	Dolph Schayes	89.3
1960-61	Dolph Schayes	86.8
1961-62	Dolph Schayes	89.7
1962-63	Larry Costello	88.1
1963-64	Larry Costello	86.5
1964-65	Larry Costello	87.7
1965-66	Dave Gambee	85.0
1966-67	Wali Jones	83.8
1967-68	Larry Costello	82.7
1968-69	Wali Jones	80.9
1969-70	Wali Jones	84.1
1970-71	Hal Greer	80.5
1971-72	Kevin Loughery	82.7
1972-73	Don May	85.5
1973-74	Don May	87.3
1974-75	Doug Collins	84.4
1975-76	Doug Collins	83.6
1976-77	Doug Collins	84.0
1977-78	Julius Erving	84.5
1978-79	Doug Collins	81.4
1979-80	Doug Collins	91.1
1980-81	Steve Mix	83.3
1981-82	Caldwell Jones	81.7
1982-83	Bobby Jones	79.3
1983-84	Andrew Toney	83.9
1984-85	Maurice Cheeks	87.9
1985-86	Maurice Cheeks	84.2
1986-87	Julius Erving	81.3
1987-88	**Mike Gminski**	**93.8**
1988-89	Scott Brooks	88.4
1989-90	Hersey Hawkins	88.8
1990-91	Hersey Hawkins	87.1
1991-92	Johnny Dawkins	88.2
1992-93	Jeff Hornacek	86.5
1993-94	Jeff Hornacek	87.3
1994-95	Dana Barros	89.9
1995-96	Trevor Ruffin	81.3
1996-97	Rex Walters	79.0
1997-98	Jimmy Jackson	81.8
1998-99	Matt Geiger	79.7
1999-00	Aaron McKie	82.9
2000-01	Allen Iverson	81.4
2001-02	Speedy Claxton	83.8
2002-03	Eric Snow	85.8
2003-04	Glenn Robinson	83.2
2004-05	Kyle Korver	85.4
2005-06	Kyle Korver	84.9
2006-07	Kyle Korver	91.4
2007-08	Lou Williams	78.3
2008-09	Andre Miller	82.6
2009-10	Rodney Carney	82.5
2010-11	Jodie Meeks	89.4
2011-12	Jodie Meeks	90.6
2012-13	Dorell Wright	85.1
2013-14	Evan Turner	82.9

TOTAL REBOUNDS - compiled since 1950-51

1950-51	Dolph Schayes	1080
1951-52	Dolph Schayes	773
1952-53	Dolph Schayes	920
1953-54	Dolph Schayes	870
1954-55	Dolph Schayes	887
1955-56	Dolph Schayes	891
1956-57	Dolph Schayes	1008
1957-58	Dolph Schayes	1022
1958-59	John Kerr	1008
1959-60	Dolph Schayes	959
1960-61	Dolph Schayes	960
1961-62	John Kerr	1176
1962-63	John Kerr	1039
1963-64	John Kerr	1018
1964-65	Luke Jackson	980
1965-66	Wilt Chamberlain	1943
1966-67	**Wilt Chamberlain**	**1957**
1967-68	Wilt Chamberlain	1952

★ Bold denotes franchise record

YEARLY LEADERS

Total Rebounds Continued...

1968-69	Billy Cunningham	1050
1969-70	Billy Cunningham	1101
1970-71	Billy Cunningham	946
1971-72	Billy Cunningham	918
1972-73	LeRoy Ellis	744
1973-74	LeRoy Ellis	890
1974-75	Bill Cunningham	726
1975-76	George McGinnis	967
1976-77	George McGinnis	911
1977-78	George McGinnis	810
1978-79	Caldwell Jones	747
1979-80	Caldwell Jones	950
1980-81	Caldwell Jones	813
1981-82	Caldwell Jones	708
1982-83	Moses Malone	1194
1983-84	Moses Malone	950
1984-85	Moses Malone	1031
1985-86	Charles Barkley	1026
1986-87	Charles Barkley	994
1987-88	Charles Barkley	951
1988-89	Charles Barkley	986
1989-90	Charles Barkley	909
1990-91	Charles Barkley	680
1991-92	Charles Barkley	830
1992-93	Clarence Weatherspoon	589
1993-94	Clarence Weatherspoon	832
1994-95	Shawn Bradley	659
1995-96	Clarence Weatherspoon	753
1996-97	Clarence Weatherspoon	679
1997-98	Derrick Coleman	587
1998-99	Theo Ratliff	407
1999-00	Tyrone Hill	625
2000-01	Tyrone Hill	687
2001-02	Dikembe Mutombo	863
2002-03	Keith Van Horn	524
2003-04	Kenny Thomas	750
2004-05	Samuel Dalembert	542
2005-06	Chris Webber	741
2006-07	Samuel Dalembert	773
2007-08	Samuel Dalembert	849
2008-09	Sameul Dalembert	701
2009-10	Samuel Dalembert	784
2010-11	Elton Brand	676
2011-12	Elton Brand	429
2012-13	Spencer Hawes	590
2013-14	Thaddeus Young	476

OFFENSIVE REBOUNDS - compiled since 1973-74

1973-74	Steve Mix	305
1974-75	Clyde Lee	264
1975-76	George McGinnis	260
1976-77	George McGinnis	324
1977-78	George McGinnis	282
1978-79	Bobby Jones	199
1979-80	Caldwell Jones	219
1980-81	Julius Erving	244
1981-82	Julius Erving	220
1982-83	**Moses Malone**	**445**
1983-84	Moses Malone	352
1984-85	Moses Malone	385
1985-86	Charles Barkley	354
1986-87	Charles Barkley	390
1987-88	Charles Barkley	385
1988-89	Charles Barkley	403
1989-90	Charles Barkley	361
1990-91	Charles Barkley	258
1991-92	Charles Barkley	271
1992-93	Clarence Weatherspoon	179
1993-94	Clarence Weatherspoon	254
1994-95	Shawn Bradley	243
1995-96	Clarence Weatherspoon	237



Charles Barkley played eight seasons with the 76ers (1984-92).

1996-97	Clarence Weatherspoon	219
1997-98	Theo Ratliff	175
1998-99	Theo Ratliff	139
1999-00	Tyrone Hill	220
2000-01	Tyrone Hill	239
2001-02	Dikembe Mutombo	254
2002-03	Keith Van Horn	159
2003-04	Kenny Thomas	261
2004-05	Samuel Dalembert	187
2005-06	Chris Webber	184
2006-07	Samuel Dalembert	239
2007-08	Samuel Dalembert	304
2008-09	Samuel Dalembert	214
2009-10	Samuel Dalembert	239
2010-11	Elton Brand	237
2011-12	Elton Brand	145
2012-13	Thaddeus Young	182
2013-14	Thaddeus Young	166

DEFENSIVE REBOUNDS - compiled since 1973-74

1973-74	LeRoy Ellis	598
1974-75	Bill Cunningham	596
1975-76	George McGinnis	707
1976-77	George McGinnis	587
1977-78	George McGinnis	528
1978-79	Caldwell Jones	570
1979-80	Caldwell Jones	731
1980-81	Caldwell Jones	613
1981-82	Caldwell Jones	544
1982-83	**Moses Malone**	**749**
1983-84	Moses Malone	598
1984-85	Moses Malone	646
1985-86	Charles Barkley	672
1986-87	Charles Barkley	604
1987-88	Charles Barkley	566
1988-89	Charles Barkley	583
1989-90	Charles Barkley	548
1990-91	Rick Mahorn	470
1991-92	Charles Barkley	559
1992-93	Clarence Weatherspoon	410
1993-94	Clarence Weatherspoon	578
1994-95	Shawn Bradley	416

★ Bold denotes franchise record

YEARLY LEADERS

Defensive Rebounds Continued...

1995-96	Clarence Weatherspoon	516
1996-97	Clarence Weatherspoon	460
1997-98	Derrick Coleman	438
1998-99	Theo Ratliff	268
1999-00	Tyrone Hill	405
2000-01	Tyrone Hill	448
2001-02	Dikembe Mutombo	609
2002-03	Keith Van Horn	365
2003-04	Kenny Thomas	489
2004-05	Andre Iguodala	375
2005-06	Chris Webber	557
2006-07	Samuel Dalembert	494
2007-08	Samuel Dalembert	545
2008-09	Samuel Dalembert	487
2009-10	Samuel Dalembert	545
2010-11	Elton Brand	439
2011-12	Evan Turner	349
2012-13	Thaddeus Young	182
2013-14	Spencer Hawes	364

ASSISTS

1949-50	Al Cervi	264
1950-51	Fred Scolari	255
1951-52	George King	244
1952-53	George King	364
1953-54	Paul Seymour	364
1954-55	Paul Seymour	483
1955-56	George King	410
1956-57	Dolph Schayes	229
1957-58	Larry Costello	317
1958-59	Larry Costello	379
1959-60	Larry Costello	449
1960-61	Larry Costello	413
1961-62	Larry Costello	359
1962-63	Larry Costello	334
1963-64	Hal Greer	374
1964-65	Hal Greer	313
1965-66	Wilt Chamberlain	414
1966-67	Wilt Chamberlain	630
1967-68	Wilt Chamberlain	702
1968-69	Hal Greer	414
1969-70	Hal Greer	405
1970-71	Archie Clark	440
1971-72	Billy Cunningham	443
1972-73	Fred Carter	349
1973-74	Fred Carter	443
1974-75	Billy Cunningham	442
1975-76	Fred Carter	372
1976-77	Henry Bibby	356
1977-78	Henry Bibby	464
1978-79	Maurice Cheeks	431
1979-80	Maurice Cheeks	556
1980-81	Maurice Cheeks	560
1981-82	Maurice Cheeks	667
1982-83	Maurice Cheeks	543
1983-84	Maurice Cheeks	478
1984-85	Maurice Cheeks	497
1985-86	**Maurice Cheeks**	**753**
1986-87	Maurice Cheeks	538
1987-88	Maurice Cheeks	635
1988-89	Maurice Cheeks	554
1989-90	Johnny Dawkins	601
1990-91	Rickey Green	413
1991-92	Johnny Dawkins	567
1992-93	Jeff Hornacek	548
1993-94	Dana Barros	424
1994-95	Dana Barros	619
1995-96	Vern Maxwell	330
1996-97	Allen Iverson	567
1997-98	Allen Iverson	494
1998-99	Eric Snow	301
1999-00	Eric Snow	624
2000-01	Aaron McKie	377
2001-02	Eric Snow	400
2002-03	Eric Snow	544
2003-04	Eric Snow	563
2004-05	Allen Iverson	596
2005-06	Allen Iverson	532
2006-07	Andre Iguodala	432
2007-08	Andre Miller	391
2008-09	Andre Miller	534
2009-10	Andre Iguodala	472
2010-11	Jrue Holiday	531
2011-12	Andre Iguodala	339
2012-13	Evan Turner	461
2013-14	Michael Carter-Williams	441

PERSONAL FOULS

1949-50	Alex Hannum	264
1950-51	Dolph Schayes & Alex Hannum	271
1951-52	Red Rocha	249
1952-53	Dolph Schayes	271
1953-54	Earl Loyd	303
1954-55	Earl Loyd	283
1955-56	Earl Loyd	267
1956-57	Earl Loyd	282
1957-58	Larry Costello	246
1958-59	Dolph Schayes	280
1959-60	Dolph Schayes	263
1960-61	Dolph Schayes	296
1961-62	Dave Gambee	275
1962-63	Hal Greer	286
1963-64	Hal Greer	291
1964-65	Dave Gambee	277
1965-66	Hal Greer	315
1966-67	Hal Greer	302
1967-68	Hal Greer	289
1968-69	Billy Cunningham	329
1969-70	Billy Cunningham	331
1970-71	Billy Cunningham	328
1971-72	Billy Cunningham	295
1972-73	Fred Carter	252
1973-74	Steve Mix	305
1974-75	Doug Collins	291
1975-76	George McGinnis	334
1976-77	Caldwell Jones	301
1977-78	George Mcginnis	287
1978-79	Caldwell Jones	303
1979-80	Darryl Dawkins	328
1980-81	Darryl Dawkins	316
1981-82	Caldwell Jones	301
1982-83	Andrew Toney	255
1983-84	Andrew Toney	251
1984-85	Charles Barkley	301
1985-86	Charles Barkley	333
1986-87	Roy HInson	281
1987-88	Charles Barkley	278
1988-89	Charles Barkley	262
1989-90	Rick Mahorn	251
1990-91	Rick Mahorn	276
1991-92	Charles Shackleford	205
1992-93	Andrew Lang	261
1993-94	Eric Leckner	190
1994-95	**Shawn Bradley**	**338**
1995-96	Clarence Weatherspoon	214
1996-97	Allen Iverson	233
1997-98	Theo Ratliff	209
1998-99	Theo Ratliff	180

★ Bold denotes franchise record

YEARLY LEADERS

Personal Fouls Continued...

1999-00	Tyrone Hill, Eric Snow	243
2000-01	Tyrone Hill	242
2001-02	Dikembe Mutombo	242
2002-03	Keith Van Horn	251
2003-04	Samuel Dalembert	273
2004-05	Kyle Korver	265
2005-06	Samuel Dalembert	244
2006-07	Samuel Dalembert	287
2007-08	Samuel Dalembert	269
2008-09	Samuel Dalembert	248
2009-10	Samuel Dalembert	252
2010-11	Elton Brand	244
2011-12	Elton Brand	176
2012-13	Spencer Hawes	233
2013-14	Carter-Williams/T. Young	213

DISQUALIFICATIONS - compiled since 1950-51

1950-51	Alex Hannum	16
1951-52	George Ratkovicz, Wally Osterkorn	8
1952-53	Bill Gabor	11
1953-54	Earl Loyd	12
1954-55	Dolph Schayes	6
1955-56	Dolph Schayes	9
1956-57	Earl Loyd	10
1957-58	Dolph Schayes	6
1958-59	Dolph Schayes	9
1959-60	Dolph Schayes	10
1960-61	Schayes, L. Costello, Swede Halbrook	9
1961-62	Dave Gambee	10
1962-63	Lee Schaffer, Paul Neumann	5
1963-64	Hal Greer, Dave Gambee, Al Bianchi	6
1964-65	Larry Costello & Al Bianchi	10
1965-66	Bill Cunningham	12
1966-67	Wali Jones, Luke Jackson	6
1967-68	Hal Greer	7
1968-69	Darrall Imhoff	12
1969-70	Bill Cunningham	15
1970-71	Dennis Awtrey	7
1971-72	Bill Cunningham	12
1972-73	Fred Carter	8
1973-74	Steve Mix	9
1974-75	Clyde Lee	9
1975-76	George McGinnis	13
1976-77	George McGinnis	4
1977-78	George McGinnis	6
1978-79	Caldwell Jones	10
1979-80	Darryl Dawkins	8
1980-81	Darryl Dawkins	9
1981-82	Darryl Dawkins, Andrew Toney	5
1982-83	Bobby Jones	4
1983-84	Julius Erving, Sam Williams	3
1984-85	Charles Barkley	5
1985-86	Charles Barkley	8
1986-87	Charles Barkley	5
1987-88	Charles Barkley	6
1988-89	Charles Barkley, Derek Smith	3
1989-90	Barkley, Mahorn, Smith, Hawkins	2
1990-91	Rick Mahorn	6
1991-92	Charles Shackleford	3
1992-93	Andrew Lang	4
1993-94	Shawn Bradley	3
1994-95	**Shawn Bradley**	**18**
1995-96	LaSalle Thompson	5
1996-97	Mark Davis	7
1997-98	Theo Ratliff	6
1998-99	Theo Ratliff	8
1999-00	Theo Ratliff	4
2000-01	Aaron McKie, Theo Ratliff	3
2001-02	Dikembe Mutombo	2
2002-03	Keith Van Horn	7
2003-04	Samuel Dalembert	4
2004-05	Samuel Dalembert	4
2005-06	Samuel Dalembert	9
2006-07	Samuel Dalembert	9
2007-08	Samuel Dalembert	3
2008-09	Samuel Dalembert	2
2009-10	Samuel Dalembert	5
2010-11	Elton Brand, Jrue Holiday	3
2011-12	Thaddeus Young	3
2012-13	Jrue Holiday	2
2013-14	Evan Turner	3

★ Bold denotes franchise record

STEALS - compiled since 1973-74

1973-74	Steve Mix	212
1974-75	Doug Collins	108
1975-76	George McGinnis	198
1976-77	George McGinnis	163
1977-78	George McGinnis	137
1978-79	Maurice Cheeks	174
1979-80	Maurice Cheeks	183
1980-81	Maurice Cheeks	193
1981-82	Maurice Cheeks	209
1982-83	Maurice Cheeks	184
1983-84	Maurice Cheeks	171
1984-85	Maurice Cheeks	169
1985-86	Maurice Cheeks	207
1986-87	Maurice Cheeks	180
1987-88	Maurice Cheeks	167
1988-89	Charles Barkley	126
1989-90	Charles Barkley	148
1990-91	Hersey Hawkins	178
1991-92	Hersey Hawkins	157
1992-93	Hersey Hawkins	137
1993-94	Dana Barros	107
1994-95	Dana Barros	149
1995-96	Clarence Weatherspoon	112
1996-97	Allen Iverson	157
1997-98	Allen Iverson	176
1998-99	Allen Iverson	110
1999-00	Allen Iverson	144
2000-01	Allen Iverson	178
2001-02	Allen Iverson	168
2002-03	**Allen Iverson**	**225**
2003-04	Allen Iverson	115
2004-05	Allen Iverson	180
2005-06	Allen Iverson	140
2006-07	Andre Iguodala	152
2007-08	Andre Igudala	171
2008-09	Andre Iguodala	131
2009-10	Andre Iguodala	141
2010-11	Jrue Holiday	120
2011-12	Andre Iguodala	107
2012-13	Thaddeus Young	133
2013-14	Thaddeus Young	167

BLOCKED SHOTS - compiled since 1973-74

1973-74	LeRoy Ellis	87
1974-75	Harvey Catchings	60
1975-76	Harvey Catchings	164
1976-77	Caldwell Jones	200
1977-78	Caldwell Jones	127
1978-79	Caldwell Jones	157
1979-80	Caldwell Jones	162
1980-81	Julius Erving	147
1981-82	Caldwell Jones	146
1982-83	Moses Malone	157
1983-84	Julius Erving	139
1984-85	Moses Malone	123
1985-86	Charles Barkley	125
1986-87	Roy Hinson	161

YEARLY LEADERS



Shawn Bradley, the second overall pick by Philadelphia in the 1993 NBA Draft, recorded a franchise-high 274 blocks during his second season in 1994-95

Blocked Shots Continued...

1987-88	Charles Barkley	103
1988-89	Mike Gminski	106
1989-90	Rick Mahorn	103
1990-91	Manute Bol	247
1991-92	Manute Bol	205
1992-93	Andrew Lang	141
1993-94	Shawn Bradley	147
1994-95	**Shawn Bradley**	**274**
1995-96	Clarence Weatherspoon	108
1996-97	Clarence Weatherspoon	86
1997-98	Theo Ratliff	203
1998-99	Theo Ratliff	149
1999-00	Theo Ratliff	171
2000-01	Theo Ratliff	187
2001-02	Dikembe Mutombo	190
2002-03	Derrick Coleman	69
2003-04	Samuel Dalembert	189
2004-05	Samuel Dalembert	121
2005-06	Sameul Dalembert	160
2006-07	Samuel Dalembert	159
2007-08	Samuel Dalembert	192
2008-09	Samuel Dalembert	146
2009-10	Samuel Dalembert	151
2010-11	Elton Brand	106
2011-12	Elton Brand	97
2012-13	Spencer Hawes	113
2013-14	Spncer Hawes	67

TURNOVERS - compiled since 1977-78

1977-78	George McGinnis	312
1978-79	Julius Erving	315
1979-80	Julius Erving	284
1980-81	Julius Erving	266
1981-82	Erving, Toney	214
1982-83	Andrew Toney	271
1983-84	Andrew Toney	297
1984-85	Moses Malone	286
1985-86	**Charles Barkley**	**350**
1986-87	Charles Barkley	322
1987-88	Charles Barkley	304
1988-89	Charles Barkley	254
1989-90	Charles Barkley	243
1990-91	Hersey Hawkins	213
1991-92	Charles Barkley	235
1992-93	Jeff Hornacek	222
1993-94	Clarence Weatherspoon	195
1994-95	Dana Barros	242
1995-96	Jerry Stackhouse	252
1996-97	Allen Iverson	337
1997-98	Allen Iverson	244
1998-99	Allen Iverson	167
1999-00	Allen Iverson	230
2000-01	Allen Iverson	237
2001-02	Allen Iverson	237
2002-03	Allen Iverson	286
2003-04	Allen Iverson	209
2004-05	Allen Iverson	344
2005-06	Allen Iverson	248
2006-07	Andre Iguodala	261
2007-08	Andre Iguodala	214
2008-09	Andre Iguodala	222
2009-10	Andre Iguodala	218
2010-11	Jrue Holiday	218
2011-12	Jrue Holiday	135
2012-13	Jrue Holiday	292
2013-14	Michael Carter-Williams	247

★ Bold denotes franchise record

THE CENTER RECORDS (INDIVIDUAL)

	SIXERS			OPPONENTS		
Most Points	60	Allen Iverson vs. ORL	2/12/05	48	Dwyane Wade, MIA (OT)	4/14/05
Most Points, half	32	Allen Iverson vs. ATL, (2nd)	11/29/03	34	Mike Bibby, SAC	1/24/06
	32	Allen Iverson vs UTA (2nd)	12/20/04			
	32	Allen Iverson vs. CHI (2nd)	11/24/06			
Most Points, quarter	22	Allen Iverson vs. IND (3rd)	1/6/03	21	Ray Allen, MIL	2/26/01
Most FG made	21	Allen Iverson vs. HOU (OT)	1/15/02	18	Tracy McGrady, ORL	3/28/01
				18	Dwyane Wade, MIA (OT)	4/14/05
Most FG attempted	42	Allen Iverson vs. HOU (OT)	1/15/02	36	Vince Carter, TOR (OT)	1/21/01
Most 3PT FG made	7	Kyle Korver vs IND	11/12/04	8	Wesley Person, CLE	2/17/98
	7	Jodie Meeks vs. CHA	12/4/10			
	7	Jodie Meeks vs. CLE	3/27/12	8	Nick Van Exel, POR	1/10/05
Most 3 PT FG attempted	13	Allen Iverson vs. WAS	4/14/97	15	Eddie Griffin, MIN	12/8/04
				15	Jeremey Lin, HOU	11/13/13
Most 3PT FG missed	11	Kyle Korver vs. MIN	12/8/04	11	Antoine Walker, BOS	12/17/01
	11	Kyle Korver vs. DEN	3/9/06			
Most FT made	24	Allen Iverson vs ORL (24-27)	2/12/05	16	Gilbert Arenas, WAS (16-21)	4/10/06
				16	Chris Bosh, TOR (16-18)	11/9/07
				16	Rudy Gay, SAC	3/12/14
Most FT attempted	27	Allen Iverson vs ORL (24-27)	2/12/05	21	Gilbert Arenas, WAS (16-21)	4/10/06
Best FG % (Min. 5 FGM)	1.000	DONE MULTIPLE TIMES		1.000	DONE MULTIPLE TIMES	
		Most without a miss:				
		D. Mutombo vs. DEN (9-9)	2/18/02			
Best 3PT FG% (Min. 4 3FGM)	1.000	Allen Iverson vs. DAL (4-4)	2/11/98	1.000	Allan Houston, NY (5-5)	2/19/99
		Keith Van Horn vs. CLE (4-4)	11/8/02		Allan Houston, NY (5-5)	12/22/00
		Kyle Korver vs. ORL (4-4)	1/23/04		Dorell Wright, POR (5-5)	12/14/13
		Willie Green vs. MIL (4-4)	1/12/07			
		Jodie Meeks vs. BOS (4-4)	12/9/10			
		Royal Ivey vs. GS (4-4)	3/2/13			
Best FT% (Min. 10 Att.)	1.000	DONE MULTIPLE TIMES		1.000	DONE MULTIPLE TIMES	
Most rebounds	22	Lavoy Allen vs. CHA	2/9/13	24	Jayson Williams, NJ	2/14/98
				24	Andrew Bogut, MIL	1/12/07
Most OR	11	Dikembe Mutombo vs. MIL	3/26/01			
		Lavoy Allen vs. CHA	2/9/13	12	Elton Brand, CHI	1/17/01
Most DR	18	Chris Webber vs. MIN (OT)	12/12/05	19	Marcus Camby, LAC	12/19/09
				19	Kevin Love, MIN	3/4/11
Most assists	18	Andre Miller vs. CHI	3/26/08	20	Steven Nash, PHO	11/9/09
Most steals	9	Allen Iverson vs. ORL	3/19/00	8	DONE MULTIPLE TIMES	
	9	Allen Iverson vs. LAL	12/20/02			
	9	Michael Carter-Williams vs. MIA	10/30/13			
Most turnovers	12	Allen Iverson vs GSW	3/8/05	9	Mitch Richmond, WAS	3/7/99
				9	Shaquille O'Neal, MIA (OT)	4/14/05
				9	LeBron James, MIA	10/27/10
Most blocked shots	9	Theo Ratliff vs. MIL	2/16/99	8	Dikembe Mutombo, ATL	11/5/97
	9	Dikembe Mutombo vs. ATL	3/9/01			
	9	Dikembe Mutombo vs. MEM	12/2/01			
	9	Samuel Dalembert vs. NYK	4/3/04			
	9	Samuel Dalembert vs. MIN	12/12/07			
Most minutes played	54:05	Allen Iverson vs. BOS (3OT)	1/13/06	57:15	Ricky Davis, BOS (3OT)	1/13/06

THE CENTER RECORDS (TEAM)

	SIXERS			OPPONENT		
Most Points	126	vs. MIA (OT)	4/14/05	139	vs. POR	12/14/13
126	vs. Orl (2OT)		12/3/13			
Least Points	66	vs. HOU	11/17/03	61	vs. ORL	2/4/13
	66	vs. DET	2/23/04			
Most Points, quarter	43	vs. BOS (3rd)	4/8/97	45	vs. MIA	10/30/13
Least Points, quarter	7	vs. TOR (4th)	4/4/12	6	vs. GSW (3rd)	3/30/04
Most Points, half	73	vs. Min (1st)	2/9/10	74	vs. WAS	3/1/14
Least Points, half	22	vs. TOR (2nd)	4/4/12	22	vs. DEN (1st)	12/16/02
Widest margin of victory	43	vs. MIL	1/30/08	50	vs. HOU	3/18/07
Most points, overtime	22	vs. MIA	4/14/05	21	vs. ORL (2OT)	2/2/01
Least points, overtime	4	vs. BOS (3OT)	1/13/06	2	vs. CHI	2/12/03
	4	vs. OKC (OT)	3/9/11			
Most FG made	52	vs. NY	10/31/08	54	vs. WAS	4/14/97
Least FG made	15	vs. NY	2/19/99	21	vs. NY	11/30/99
	15	vs. NY	4/19/99			
	15	vs. ATL	2/14/99			
Most FG attempted	103	vs. WAS (OT)	11/26/04	106	vs. BOS (OT)	3/24/00
	103	vs. HOU (OT)	11/13/13			
Least FG attempted	57	vs. NY	12/22/00	58	vs. NY	2/19/99
Best FG%	.630	vs. DAL (46-73)	11/9/97	.661	vs. SEA (41-62)	1/21/02
Worst FG%	.298	vs. DET (35-73)	11/14/12	.300	vs. NY (21-70)	11/30/99
Most 3PT FG made	15	vs. LAL	2/7/14	21	vs. POR	12/14/13
Least 3PT FG made	0	DONE MULTIPLE TIMES		0	DONE MULTIPLE TIMES	
Most 3PT FG attempted	41	vs. NY	3/21/14	41	vs. HOU	11/13/13
Least 3PT FG attempted	0	vs. MIL	3/4/98	1	DONE MULTIPLE TIMES	
Best 3PT FG% (Min. 5)	.875	vs. NY (7-8)	2/21/07	.857	vs. UTA (6-7)	12/14/03
Worst 3PT FG%	.000	DONE MULTIPLE TIMES		.000	DONE MULTIPLE TIMES	
Most FT made	43	vs. CHI	2/25/06	40	vs. BOS	4/12/05
Least FT made	3	vs. CLE	3/27/12	4	vs. NY	3/6/98
	3	vs. ATL	12/21/12	4	vs. MIN (OT)	12/12/05
	3	vs. ORL	2/4/13			
Most FT attempted	57	vs. CHI	2/25/06	51	vs. SA	2/12/99
Least FT attempted	5	vs. CLE	3/27/12	7	vs. NY	3/6/98
	5	vs. ORL	2/4/13	7	vs. MIL	2/26/01
				7	vs. MIN (OT)	12/12/05
Best FT% (Min. 15 Att.)	1.000	vs. PHO (18-18)	2/28/07	1.000	vs. IND (23-23)	11/12/04
Worst FT% (Min. 15 Att.)	.429	DONE MULTIPLE TIMES		.400	vs. CHI (6-15)	3/14/07
Most rebounds	62	vs. NY	10/31/08	65	vs. BOS (2OT)	3/24/00
Least rebounds	23	vs. CHA	3/27/09	27	DONE MULTIPLE TIMES	
Most OR	25	vs. GS	12/14/09	25	vs. NJ	1/15/03
				25	vs. DET	1/10/14
Least OR	3	DONE MULTIPLE TIMES	3/1/02	3	DONE MULTIPLE TIMES	
Most DR	49	vs. NY	10/31/08	46	vs. HOU	1/10/97
				46	vs. BOS	12/7/12
Least DR	16	vs. CHA	3/27/09	16	vs. DAL	3/22/04
Biggest rebound adv.	30	vs. POR (60-30)	11/29/05	25	vs. ORL	4/11/11
Most assists	36	vs. CHI	3/26/08	41	vs. POR	12/14/13
	36	vs. BKN	12/20/13			
Least assists	9	vs. MIA	2/27/02	4	vs. NO	12/12/10
Most personal fouls	36	vs. SA	2/12/99	41	vs. NJ	11/10/04
Least personal fouls	8	vs. ATL	1/20/12	5	vs. ORL	2/4/13
Most steals	19	vs. WAS	4/12/00	23	vs. ATL	4/9/97
Least steals	1	vs. MIA	2/23/12	1	vs. CHA	4/2/14
Most turnovers	28	vs. ATL	4/9/97	29	vs. CHA	11/7/07
Least turnovers	4	vs. LAL	2/6/12	5	vs. MIA	11/05/06
	4	vs. DET	11/14/12			
Most blocked shots	14	vs. SAC	1/19/98	15	vs. SA	11/22/99
	14	vs. IND	3/16/13	15	vs. HOU	11/13/13

NOTES

>> Back to Table of Contents



FRANCHISE ALL-TIME SINGLE-GAME TEAM RECORDS

Category		Opponent	Date	Round
Most Points	141	vs. San Francisco	4/14/67 (OT)	NBA Finals
Most FGM	57	vs. San Francisco	4/14/67 (OT)	NBA Finals
Most FGA	122	at Boston	03/26/61	E.D. Finals
Highest FG Pct.	.603 (47-78)	vs. Toronto	5/16/01	E.C. Semifinals
Most 3-PT FGM	11	vs. Toronto	5/16/01	E.C. Semifinals
	11	vs. Detroit	4/29/05	E.C. First Round
Most 3-PT FGA	23	vs. Detroit	4/29/05	E.C. First Round
Highest 3-PT FG Pct.	1.000 (3-3)	at Boston	5/22/85	E.C. Finals
Most FTM	51	at Boston	3/21/53 (4OT)	E.D. Semifinals
Most FTA	66	at New York	3/30/68	E.D. Semifinals
Highest FT Pct.	1.000 (16-16)	vs. Toronto	5/16/01	E.C. Semifinals
Most Total Rebounds	93	vs. San Francisco	4/16/67	NBA Finals
Most Offensive Rebounds	26	at Washington	4/24/85	First Round
	26	vs. New York	4/16/78	E.C. Semifinals
Most Defensive Rebounds	49	vs. New York	4/16/78	E.C. Semifinals
Most Assists	38	vs. Washington	4/27/86	First Round
Most Blocked Shots	**20**	**vs. Milwaukee**	**4/05/81**	**E.C. Semifinals**
Most Steals	20	vs. Orlando	5/13/99	First Round
Most Turnovers	30	at Portland	5/31/77	NBA Finals
Most Personal Fouls	**55**	**at Boston**	**3/21/53**	**E.D. Semifinals**

OPPONENT ALL-TIME SINGLE-GAME TEAM RECORDS

Category		Opponent	Date	Round
Most Points	156	vs. Milwaukee	3/30/70	E.D. Semifinals
Most FGM	**67**	**vs. Milwaukee**	**3/30/70**	**E.D. Semifinals**
Most FGA	**140**	**vs. San Francisco**	**4/14/67 (OT)**	**NBA Finals**
	140	**at Boston**	**3/18/54**	**E.D. Finals**
Highest FG Pct.	.610 (50-82)	at Milwaukee	4/29/86	E.C. Semifinals
Most 3-PT FGM	19	at Boston	5/03/02	First Round
Most 3-PT FGA	30	vs. Boston	4/28/02	First Round
Highest 3-PT FG Pct.	1.000 (1-1)	at LA Lakers	6/01/82	NBA Finals
	1.000 (1-1)	vs. Milwaukee	5/05/82	E.C. Semifinals
Most FTM	**57**	**at Boston**	**3/21/53 (4OT)**	**E.D. Semifinals**
Most FTA	64	at Boston	3/21/53 (4OT)	E.D. Semifinals
Highest FT Pct.	.964 (27-28)	vs. Boston	4/17/77	E.C. Semifinals
Most Total Rebounds	95	at Boston	3/18/59	E.D. Finals
Most Offensive Rebounds	28	at Houston	5/11/77	NBA Finals
Most Defensive Rebounds	48	vs. Portland	6/03/77	NBA Finals
Most Assists	46	vs. Milwaukee	3/30/70	E.D. Semifinals
Most Blocked Shots	13	at LA Lakers	6/08/01	NBA Finals
	13	at Washington	4/22/86	First Round
Most Steals	19	vs. Milwaukee	5/09/86	E.C. Semifinals
Most Turnovers	34	vs. Portland	5/22/77	NBA Finals
Most Personal Fouls	51	at Boston	3/21/53 (4OT)	E.D. Semifinals

Bold indicates NBA single-game playoff record

FRANCHISE ALL-TIME SINGLE-GAME INDIVIDUAL RECORDS

Category		Player	Opponent	Date	Round
Most Points	55	Allen Iverson	vs. New Orleans	4/20/03	E.C. Quarterfinals
Most FGM	22	Billy Cunningham	vs. Milwaukee	4/01/70	E.D. Semifinals
Most FGA	41	Allen Iverson	at LA Lakers	6/06/01	NBA Finals
Most FGM without a miss	6	Kenny Thomas	at New Jersey	4/26/03	First Round
Most 3-PT FGM	8	Allen Iverson	vs. Toronto	5/16/01	E.C. Semifinals
Most 3-PT FGA	14	Allen Iverson	vs. Toronto	5/16/01	E.C. Semifinals
Most 3-PT FGM without a miss	3	SEVERAL TIMES			
Most FTM	19	Allen Iverson	vs. Boston	4/28/01	First Round
Most FTA	25	Wilt Chamberlain	vs. Boston	4/12/66	E.D. Finals
Most FTM without a miss	16	Dolph Schayes	vs. Boston	3/25/59	E.D. Finals
Most Total Rebounds	41	Wilt Chamberlain	vs. Boston	4/05/67	E.D. Finals
Most Offensive Rebounds	11	Charles Barkley	vs. Cleveland	4/26/90	First Round
	11	Charles Barkley	vs. Washington	4/18/86	First Round
Most Defensive Rebounds	17	Dikembe Mutombo	vs. Indiana	4/21/01	First Round
Most Assists	19	Wilt Chamberlain	vs. Cincinnati	3/24/67	E.D. Semifinals
Most Blocked Shots	8	Caldwell Jones	vs. Washington	5/03/78	E.C. Finals
	8	Darryl Dawkins	vs. Atlanta	4/21/82	First Round
Most Steals	**10**	**Allen Iverson**	**vs. Orlando**	**5/13/99**	**First Round**
Most Turnovers	10	Moses Malone	at New Jersey	4/24/84	First Round
Minutes Played	**67**	**Paul Seymour**	**at Boston**	**3/21/53 (4OT)**	**E.D. Semifinals**
	67	**Red Rocha**	**at Boston**	**3/21/53 (4OT)**	**E.D. Semifinals**

OPPONENT ALL-TIME SINGLE-GAME INDIVIDUAL RECORDS

Category		Player	Opponent	Date	Round
Most Points	56	Wilt Chamberlain	at Philadelphia	3/22/62	E.D.
Semifinals					
Most FGM	24	Wilt Chamberlain	at Philadelphia	3/14/60	E.D. Semifinals
Most FGA	48	Rick Barry	at San Francisco	4/18/67	NBA Finals
	48	Wilt Chamberlain	at Philadelphia	3/22/62	E.D. Semifinals
Most FGM without a miss	7	Mehmet Okur	at Detroit	5/02/03	E.C. Semifinals
Most 3-PT FGM	**9**	**Vince Carter***	**at Toronto**	**5/11/01**	**E.C. Semifinals**
	9	**Ray Allen***	**at Milwaukee**	**6/01/01**	**E.C. Finals**
Most 3-PT FGA	14	Reggie Miller	at Indiana	4/28/01	First Round
Most 3-PT FGM without a miss	4	Austin Croshere	at Indiana	5/08/00	E.C. Semifinals
Most FTM	30	Bob Cousy	at Boston	3/21/53 (4OT)	E.D. Semifinals
Most FTA	32	Bob Cousy	at Boston	3/21/53 (4OT)	E.D. Semifinals
Most FTM without a miss	15	Neil Johnston	vs. Philadelphia	3/25/52	E.D. Finals
Most Total Rebounds	39	Bill Russell	at Boston	3/23/61	E.D. Finals
Most Offensive Rebounds	11	Moses Malone	at Houston	5/11/77	E.C. Finals
Most Defensive Rebounds	20	Bill Walton	at Portland	6/05/77	NBA Finals
	20	Bill Walton	vs. Portland	6/03/77	NBA Finals
	20	Dave Cowens	vs. Boston	5/01/77	E.C. Semifinals
Most Assists	18	Mark Price	at Cleveland	5/03/90	First Round
	18	Oscar Robertson	at Cincinnati	3/22/62	E.D. Semifinals
Most Blocked Shots	9	Manute Bol	vs. Washington	4/18/86	First Round
Most Steals	8	Craig Hodges	vs. Milwaukee	5/09/86	E.C. Semifinals
Most Turnovers	**11**	**John Williamson**	**vs. New Jersey**	**4/11/79**	**First Round**
Minutes Played	60	Bob Cousy	at Boston	3/21/53 (4OT)	E.D. Semifinals

Bold indicates NBA single-game playoff record
** Tied NBA single-game playoff record*

TOP-10 PLAYOFF CAREER LEADERS

GAMES PLAYED

1. Julius Erving....141
2. Maurice Cheeks....115
3. Bobby Jones....106
4. Dolph Schayes....103
5. Caldwell Jones....93
6t. Hal Greer....92
6t. Darryl Dawkins....92
8. Steve Mix....81
9. Paul Seymour....75
10. John (Red) Kerr....73

MINUTES PLAYED

1. Julius Erving....5288
2. Maurice Cheeks....4277
3. Hal Greer....3642
4. Caldwell Jones....3032
5. Bobby Jones....2854
6. Allen Iverson....2822
7. Andre Iguodala....2766
8. Dolph Schayes....2687
9. Darryl Dawkins....2254
10. John (Red) Kerr....2226

POINTS

1. Julius Erving....3088
2. Dolph Schayes....1973
3. Allen Iverson....1899
4. Hal Greer....1876
5. Maurice Cheeks....1730
6. Andrew Toney....1254
7. Bobby Jones....1215
8. Charles Barkley....1144
9. Darryl Dawkins....1102
10. Wilt Chamberlain....1096

SCORING AVERAGE

Min. of five games played

1. Allen Iverson....30.6
2. Wilt Chamberlain....24.9
3. Moses Malone....22.8
4. Charles Barkley....22.4
5. George Yardley....22.2
6. Julius Erving....21.9
7. Doug Collins....21.5
8. Hal Greer....20.4
9. Hersey Hawkins....19.5
10. Archie Clark....19.4

FIELD GOALS MADE

1. Julius Erving....1187
2. Hal Greer....705
3. Maurice Cheeks....697
4. Allen Iverson....677
5. Dolph Schayes....609
6. Andrew Toney....485
7. Bobby Jones....456
8. Darryl Dawkins....444
9. Wilt Chamberlain....435
10. Charles Barkley....413

FIELD GOALS ATTEMPTED

1. Julius Erving....2441
2. Allen Iverson....1685
3. Hal Greer....1657
4. Dolph Schayes....1491
5. Maurice Cheeks....1359
6. Andrew Toney....1015
7. John (Red) Kerr....948
8. Chet Walker....866
9. Bobby Jones....854
10. Darryl Dawkins....823

THREE-POINT FIELD GOALS MADE

1. Allen Iverson....115
2. Aaron McKie....51
3. Andre Iguodala....38
4. Jrue Holiday....31
5. Hersey Hawkins....28
6. Lou Williams....22
7. Charles Barkley....15
8. Keith Van Horn....14
9. Andrew Toney....12
10t. Toni Kukoc....11
10t. Jodie Meeks....11

THREE-POINT FIELD GOALS ATTEMPTED

1. Allen Iverson....345
2. Aaron McKie....128
3. Andre Iguodala....114
4. Lou Williams....93
5. Charles Barkley....72
6. Jrue Holiday....70
7. Hersey Hawkins....67
8. Andrew Toney....51
9. Eric Snow....40
10. Julius Erving....36

Andrew Toney, known as the "Boston Strangler," played in 72 career playoff games with the 76ers and was a member of the 1982-83 NBA Championship team.

TOP-10 CAREER PLAYOFF LEADERS

FREE THROWS MADE

1. Dolph Schayes....755
2. Julius Erving....707
3. Hal Greer....466
4. Allen Iverson....430
5. Maurice Cheeks....333
6. Chet Walker....318
7t. Bobby Jones....303
7t. Charles Barkley....303
9. Andrew Toney....272
10. Paul Seymour....248

FREE THROWS ATTEMPTED

1. Dolph Schayes....918
2. Julius Erving....908
3. Hal Greer....574
4. Allen Iverson....562
5. Wilt Chamberlain....522
6. Charles Barkley....453
7. Maurice Cheeks....432
8. Chet Walker....425
9. Bobby Jones....366
10. Andrew Toney....346

OFFENSIVE REBOUNDS

1. Julius Erving....360
2. Charles Barkley....244
3. Caldwell Jones....236
4. Bobby Jones....172
5. Darryl Dawkins....131
6. Dikembe Mutombo....127
7. Moses Malone....126
8. Tyrone Hill....121
9. Maurice Cheeks....96
10. George McGinnis....95

DEFENSIVE REBOUNDS

1. Caldwell Jones....670
2. Julius Erving....634
3. Darryl Dawkins....439
4. Charles Barkley....426
5. Bobby Jones....305
6. Maurice Cheeks....303
7. Moses Malone....287
8. Dikembe Mutombo....242
9. Tyrone Hill....231
10. George McGinnis....222

MOST REBOUNDS

1. Wilt Chamberlain....1208
2. Dolph Schayes....1051*
3. Julius Erving....994
4. Caldwell Jones....906
5. John (Red) Kerr....810
6. Charles Barkley....670
7. Darryl Dawkins....570
8. Luke Jackson....508
9. Hal Greer....505
10. Bobby Jones....477

** Schayes also appeared in the 1949-50 playoffs, but rebounds were not recorded*

ASSISTS

1. Maurice Cheeks....807
2. Julius Erving....594
3. Hal Greer....393
4. Allen Iverson....378
5. Andrew Toney....323
6. Eric Snow....290
7. Wilt Chamberlain....283
8. Dolph Schayes....257
9. Paul Seymour....257
10. Bobby Jones....228

PERSONAL FOULS

1. Julius Erving....403
2. Dolph Schayes....397
3. Darryl Dawkins....362
4. Caldwell Jones....358
5. Hal Greer....357
6. Bobby Jones....333
7. Maurice Cheeks....291
8. Andrew Toney....265
9. Paul Seymour....214
10. Larry Costello....207

STEALS

1. Maurice Cheeks....269
2. Julius Erving....235
3. Allen Iverson....136
4. Bobby Jones....99
5. Charles Barkley....82
6. Aaron McKie....66
7. Steve Mix....65
8. Eric Snow....63
9. Andre Iguodala....62
10. Andrew Toney....58

TURNOVERS

1. Julius Erving....396
2. Maurice Cheeks....284
3. Andrew Toney....257
4. Allen Iverson....199
5. Charles Barkley....188
6. Bobby Jones....163
7. Darryl Dawkins....151
8. Caldwell Jones....139
9. Eric Snow....122
10. Aaron McKie....89

BLOCKED SHOTS

1. Julius Erving....239
2. Caldwell Jones....200
3. Darryl Dawkins....142
4. Bobby Jones....133
5. Dikembe Mutombo....81
6. Moses Malone....58
7. Theo Ratliff....52
8. Charles Barkley....50
9. Maurice Cheeks....41
10. Mike Gminski....31

PLAYOFF YEAR-BY-YEAR BREAKDOWN

ALL-TIME PLAYOFF RESULTS

Year	Result
1949-50	Reached championship finals
1950-51	Reached Eastern finals
1951-52	Reached Eastern finals
1952-53	Reached Eastern semifinals
1953-54	Reached championship finals
1954-55	Won title
1955-56	Reached Eastern finals
1956-57	Reached Eastern finals
1957-58	Reached Eastern semifinals
1958-59	Reached Eastern finals
1959-60	Reached Eastern semifinals
1960-61	Reached Eastern finals
1961-62	Reached Eastern semifinals
1962-63	Reached Eastern semifinals
1963-64	Reached Eastern semifinals
1964-65	Reached Eastern finals
1965-66	Reached Eastern finals
1966-67	Won title
1967-68	Reached Eastern finals
1968-69	Reached Eastern semifinals
1969-70	Reached Eastern semifinals
1970-71	Reached Eastern semifinals
1975-76	Reached Eastern first round
1976-77	Reached championship finals
1977-78	Reached Eastern finals
1978-79	Reached Eastern semifinals
1979-80	Reached championship finals
1980-81	Reached Eastern finals
1981-82	Reached championship finals
1982-83	Won title
1983-84	Reached Eastern first round
1984-85	Reached Eastern finals
1985-86	Reached Eastern semifinals
1986-87	Reached Eastern first round
1988-89	Reached Eastern first round
1989-90	Reached Eastern semifinals
1990-91	Reached Eastern semifinals
1998-99	Reached Eastern semifinals
1999-00	Reached Eastern semifinals
2000-01	Reached championship finals
2001-02	Reached Eastern first round
2002-03	Reached Eastern semifinals
2004-05	Reached Eastern first round
2007-08	Reached Eastern first round
2008-09	Reached Eastern first round
2010-11	Reached Eastern first round
2011-12	Reached Eastern semifinals

ALL-TIME PLAYOFF RECORD

Year	W-L
1949-50	6-5
1950-51	4-3
1951-52	3-4
1952-53	0-2
1953-54	9-4
1954-55	7-4
1955-56	4-4
1956-57	2-3
1957-58	1-2
1958-59	5-4
1959-60	1-2
1960-61	4-4
1961-62	2-3
1962-63	2-3
1963-64	2-3
1964-65	6-5
1965-66	1-4
1966-67	11-4
1967-68	7-6
1968-69	1-4
1969-70	1-4
1970-71	3-4
1975-76	1-2
1976-77	10-9
1977-78	6-4
1978-79	5-4
1979-80	12-6
1980-81	9-7
1981-82	12-9
1982-83	12-1
1983-84	2-3
1984-85	8-5
1985-86	6-6
1986-87	2-3
1988-89	0-3
1989-90	4-6
1990-91	4-4
1998-99	3-5
1999-00	5-5
2000-01	12-11
2001-02	2-3
2002-03	6-6
2004-05	1-4
2007-08	2-4
2008-09	2-4
2010-11	1-4
2011-12	7-6
Totals	**216-205**
WINNING PCT.	**.513**

ALL-TIME PLAYOFF RESULTS

1949-50

EASTERN DIVISION SEMIFINALS
(Syracuse 2, Philadelphia 0)

3/22/50	@ Syracuse	W	93-76
3/23/50	@ Philadelphia	W	59-53

EASTERN DIVISION FINALS
(Syracuse 2, New York 1)

3/26/50	@ Syracuse	W	91-83 (OT)
3/30/50	@ New York	L	76-80
4/2/50	@ Syracuse	W	91-80

NBA FINALS
(Minneapolis 4, Syracuse 2)

4/8/50	@ Syracuse	L	66-68
4/9/50	@ Syracuse	W	91-85
4/14/50	@ Minneapolis	L	76-91
4/16/50	@ Minneapolis	L	69-77
4/20/50	@ Syracuse	W	83-77
4/23/50	@ Minneapolis	L	95-110

1950-51

EASTERN DIVISION SEMIFINALS
(Syracuse 2, Philadelphia 0)

3/20/51	@ Philadelphia	W	91-81 (OT)
3/22/51	@ Syracuse	W	90-78

EASTERN DIVISION FINALS
(New York 3, Syracuse 2)

3/28/51	@ New York	L	92-103
3/29/51	@ Syracuse	W	102-80
3/31/51	@ New York	L	75-97
4/1/51	@ Syracuse	W	90-83
4/4/51	@ New York	L	81-83

1951-52

EASTERN DIVISION SEMIFINALS
(Syracuse 2, Philadelphia 1)

3/20/52	@ Syracuse	W	102-83
3/22/52	@ Philadelphia	L	95-100
3/23/52	@ Syracuse	W	84-73

EASTERN DIVISION FINALS
(New York 3, Syracuse 1)

4/2/52	@ Syracuse	L	85-87
4/3/52	@ Syracuse	W	102-92
4/4/52	@ New York	L	92-99
4/8/52	@ New York	L	93-100

1952-53

EASTERN DIVISION SEMIFINALS
(Boston 2, Syracuse 0)

3/19/53	@ Syracuse	L	81-87
3/21/53	@ Boston	L	105-111 (4 OT)

1953-54

EASTERN DIVISION ROUND ROBIN

3/17/54	Syracuse @ Boston	W	96-95 (OT)
318/54	New York @ Syracuse	W	75-68
3/21/54	Syracuse @ New York	W	103-99
3/22/54	Boston @ Syracuse	W	98-85

EASTERN DIVISION FINALS
(Syracuse 2, Boston 0)

3/25/54	@ Syracuse	W	109-94
3/27/54	@ Boston	W	83-76

NBA FINALS
(Minneapolis 4, Syracuse 3)

3/31/54	@ Minneapolis	L	68-79
4/3/54	@ Minneapolis	W	62-60
4/4/54	@ Syracuse	L	67-81
4/8/54	@ Syracuse	W	80-69
4/10/54	@ Syracuse	L	73-84
4/11/54	@ Minneapolis	W	65-63
4/12/54	@ Minneapolis	L	80-87

1954-55

EASTERN DIVISION SEMIFINALS
(received bye in semifinals)

EASTERN DIVISION FINALS
(Syracuse 3, Boston 1)

3/22/55	@ Syracuse	W	110-100
3/24/55	@ Syracuse	W	116-110
3/26/55	@ Boston	L	97-100 (OT)
3/27/55	@ Boston	W	110-94

NBA FINALS
(Syracuse 4, Fort Wayne 3)

3/31/55	@ Syracuse	W	86-82
4/2/55	@ Syracuse	W	87-84
4/3/55	@ Fort Wayne	L	89-96
4/5/55	@ Fort Wayne	L	102-109
4/7/55	@ Fort Wayne	L	71-74
4/9/55	@ Syracuse	W	109-104
4/10/55	@ Syracuse	W	92-91

1955-56

Third Place Game
Syracuse defeated New York, 82-77, on March 15, 1956, in Syracuse, N.Y., in a third-place "play-in" game. The win does not affect the franchise playoff record.

EASTERN DIVISION SEMIFINALS
(Syracuse 2, Boston 1)

3/17/56	@ Boston	L	93-110
3/19/56	@ Syracuse	W	101-98
3/21/56	@ Boston	W	102-97

EASTERN DIVISION FINALS
(Philadelphia 3, Syracuse 2)

3/23/56	@ Philadelphia	L	87-109
3/25/56	@ Syracuse	W	122-118
3/27/56	@ Philadelphia	L	96-119
3/28/56	@ Syracuse	W	108-104
3/29/56	@ Philadelphia	L	104-109

1956-57

EASTERN DIVISION SEMIFINALS
(Syracuse 2, Philadelphia 0)

3/16/57	@ Philadelphia	W	103-96
3/18/57	@ Syracuse	W	91-80

EASTERN DIVISION FINALS
(Boston 3, Syracuse 0)

3/21/57	@ Boston	L	90-108
3/23/57	@ Syracuse	L	105-120
3/24/57	@ Boston	L	80-83

1957-58

EASTERN DIVISION SEMIFINALS
(Philadelphia 2, Syracuse 1)

3/15/58	@ Syracuse	W	86-82
3/16/58	@ Philadelphia	L	93-95
3/18/58	@ Syracuse	L	88-101

ALL-TIME PLAYOFF RESULTS

1958-59

EASTERN DIVISION SEMIFINALS
(Syracuse 2, New York 0)

3/13/59	@ New York	W	129-123
3/15/59	@ Syracuse	W	131-115

EASTERN DIVISION FINALS
(Boston 4, Syracuse 3)

3/18/59	@ Boston	L	109-131
3/21/59	@ Syracuse	W	120-118
3/22/59	@ Boston	L	111-133
3/25/59	@ Syracuse	W	119-107
3/28/59	@ Boston	L	108-129
3/29/59	@ Syracuse	W	133-121
4/1/59	@ Boston	L	125-130

1959-60

EASTERN DIVISION SEMIFINALS
(Philadelphia 2, Syracuse 1)

3/11/60	@ Philadelphia	L	92-115
3/13/60	@ Syracuse	W	125-119
3/14/60	@ Philadelphia	L	112-132

1960-61

EASTERN DIVISION SEMIFINALS
(Syracuse 3, Philadelphia 0)

3/14/61	@ Philadelphia	W	115-107
3/16/61	@ Syracuse	W	115-114
3/18/61	@ Philadelphia	W	106-103

EASTERN DIVISION FINALS
(Boston 4, Syracuse 1)

3/19/61	@ Boston	L	115-128
3/21/61	@ Syracuse	W	115-98
3/23/61	@ Boston	L	110-133
3/25/61	@ Syracuse	L	107-120
3/26/61	@ Boston	L	101-123

1961-62

EASTERN DIVISION SEMIFINALS
(Philadelphia 3, Syracuse 2)

3/16/62	@ Philadelphia	L	103-110
3/18/62	@ Syracuse	L	82-97
3/19/62	@ Philadelphia	W	101-100
3/20/62	@ Syracuse	W	106-99
3/22/62	@ Philadelphia	L	104-121

1962-63

EASTERN DIVISION SEMIFINALS
(Cincinnati 3, Syracuse 2)

3/19/63	@ Syracuse	W	123-120
3/21/63	@ Cincinnati	L	115-133
3/23/63	@ Syracuse	W	121-117
3/24/63	@ Cincinnati	L	118-125
3/26/63	@ Syracuse	L	127-131 (OT)

1963-64

EASTERN DIVISION SEMIFINALS
(Cincinnati 3, Philadelphia 2)

3/22/64	@ Cincinnati	L	102-127
3/24/64	@ Philadelphia	W	122-114
3/25/64	@ Cincinnati	L	89-101
3/28/64	@ Philadelphia	W	129-120
3/29/64	@ Cincinnati	L	124-130

1964-65

EASTERN DIVISION SEMIFINALS
(Philadelphia 3, Cincinnati 1)

3/24/65	@ Cincinnati	W	119-117
3/26/65	@ Philadelphia	L	120-121
3/28/65	@ Cincinnati	W	108-94
3/31/65	@ Philadelphia	W	119-112

EASTERN DIVISION FINALS
(Boston 4, Philadelphia 3)

4/4/65	@ Boston	L	98-108
4/6/65	@ Philadelphia	W	109-103
4/8/65	@ Boston	L	94-112
4/9/65	@ Philadelphia	W	134-131 (OT)
4/11/65	@ Boston	L	108-114
4/13/65	@ Philadelphia	W	112-106
4/15/65	@ Boston	L	109-110

1965-66

EASTERN DIVISION SEMIFINALS
(received bye in semifinals)

EASTERN DIVISION FINALS
(Boston 4, Philadelphia 1)

4/3/66	@ Philadelphia	L	96-115
4/6/66	@ Boston	L	93-114
4/7/66	@ Philadelphia	W	111-105
4/10/66	@ Boston	L	108-114 (OT)
4/12/66	@ Philadelphia	L	112-120

1966-67

EASTERN DIVISION SEMIFINALS
(Philadelphia 3, Cincinnati 1)

3/21/67	@ Philadelphia	L	116-120
3/22/67	@ Cincinnati	W	123-102
3/24/67	@ Philadelphia	W	121-106
3/25/67	@ Cincinnati	W	112-94

EASTERN DIVISION FINALS
(Philadelphia 4, Boston 1)

3/31/67	@ Philadelphia	W	127-113
4/2/67	@ Boston	W	107-102
4/5/67	@ Philadelphia	W	115-104
4/9/67	@ Boston	L	117-121
4/11/67	@ Philadelphia	W	140-116

NBA FINALS
(Philadelphia 4, San Francisco 2)

4/14/67	@ Philadelphia	W	141-135 (OT)
4/16/67	@ Philadelphia	W	126-95
4/18/67	@ San Francisco	L	124-130
4/20/67	@ San Francisco	W	122-108
4/23/67	@ Philadelphia	L	109-117
4/24/67	@ San Francisco	W	125-122

1967-68

EASTERN DIVISION SEMIFINALS
(Philadelphia 4, New York 2)

3/22/68	@ Philadelphia	W	118-110
3/23/68	@ New York	L	117-128
3/27/68	@ Philadelphia	W	138-132 (2OT)
3/30/68	@ New York	L	98-1078
3/31/68	@ Philadelphia	W	123-107
4/1/68	@ New York	W	113-97

EASTERN DIVISION FINALS
(Boston 4, Philadelphia 3)

4/5/68	@ Philadelphia	L	118-127
4/10/68	@ Boston	W	115-106
4/11/68	@ Philadelphia	W	122-114
4/14/68	@ Boston	W	110-105
4/15/68	@ Philadelphia	L	104-122
4/17/68	@ Boston	L	106-114
4/19/68	@ Philadelphia	L	96-100

ALL-TIME PLAYOFF RESULTS

1968-69

EASTERN DIVISION SEMIFINALS
(Boston 4, Philadelphia 1)

3/26/69	@ Philadelphia	L	100-114
3/28/69	@ Boston	L	103-134
3/30/69	@ Philadelphia	L	118-125
4/1/69	@ Boston	W	119-116
4/4/69	@ Philadelphia	L	90-93

1969-70

EASTERN DIVISION SEMIFINALS
(Milwaukee 4, Philadelphia 1)

3/25/70	@ Milwaukee	L	118-125
3/27/70	@ Milwaukee	W	112-105
3/30/70	@ Philadelphia	L	120-156
4/1/70	@ Philadelphia	L	111-118
4/3/70	@ Milwaukee	L	106-115

1970-71

EASTERN CONFERENCE SEMIFINALS
(Baltimore 4, Philadelphia 3)

3/24/71	@ Baltimore	W	126-112
3/26/71	@ Philadelphia	L	107-119
3/28/71	@ Baltimore	L	103-111
3/30/71	@ Philadelphia	L	105-120
4/1/71	@ Baltimore	W	104-103
4/3/71	@ Philadelphia	W	98-94
4/4/71	@ Baltimore	L	120-128

1975-76

FIRST ROUND
(Buffalo 2, Philadelphia 1)

4/15/76	@ Philadelphia	L	89-95
4/16/76	@ Buffalo	W	131-106
4/18/76	@ Philadelphia	L	123-124 (OT)

1976-77

FIRST ROUND
(Received first round bye)

EASTERN CONFERENCE SEMIFINALS
(Philadelphia 4, Boston 3)

4/17/77	@ Philadelphia	L	111-113
4/20/77	@ Philadelphia	W	113-101
4/22/77	@ Boston	W	109-100
4/24/77	@ Boston	L	119-124
4/27/77	@ Philadelphia	W	110-91
4/29/77	@ Boston	L	108-113
5/1/77	@ Philadelphia	W	83-77

EASTERN CONFERENCE FINALS
(Philadelphia 4, Houston 2)

5/5/77	@ Philadelphia	W	128-117
5/8/77	@ Philadelphia	W	106-97
5/11/77	@ Houston	L	94-118
5/13/77	@ Houston	W	107-95
5/15/77	@ Philadelphia	L	115-118
5/17/77	@ Houston	W	112-109

NBA FINALS
(Portland 4, Philadelphia 2)

5/22/77	@ Philadelphia	W	107-101
5/26/77	@ Philadelphia	W	107-89
5/29/77	@ Portland	L	107-129
5/31/77	@ Portland	L	98-130
6/3/77	@ Philadelphia	L	104-110
6/5/77	@ Portland	L	107-109

1977-78

FIRST ROUND
(received bye in first round)

EASTERN CONFERENCE SEMIFINALS
(Philadelphia 4, New York 0)

4/16/78	@ Philadelphia	W	130-90
4/18/78	@ Philadelphia	W	119-100
4/20/78	@ New York	W	137-126
4/23/78	@ New York	W	112-107

EASTERN CONFERENCE FINALS
(Washington 4, Philadelphia 2)

4/30/78	@ Philadelphia	L	117-122
5/3/78	@ Philadelphia	W	110-104
5/5/78	@ Washington	L	108-123
5/7/78	@ Washington	L	105-121
5/10/78	@ Philadelphia	W	107-94
5/12/78	@ Washington	L	99-101

1978-79

FIRST ROUND
(Philadelphia 2, New Jersey 0)

4/11/79	@ Philadelphia	W	122-114
4/13/79	@ New Jersey	W	111-101

EASTERN CONFERENCE SEMIFINALS
(San Antonio 4, Philadelphia 3)

4/15/79	@ San Antonio	L	106-119
4/17/79	@ San Antonio	L	120-121
4/20/79	@ Philadelphia	W	123-115
4/22/79	@ Philadelphia	L	112-115 (OT)
4/26/79	@ San Antonio	W	120-97
4/29/79	@ Philadelphia	W	92-90
5/2/79	@ San Antonio	L	108-111

1979-80

FIRST ROUND
(Philadelphia 2, Washington 0)

4/2/80	@ Philadelphia	W	111-96
4/4/80	@ Washington	W	112-104

EASTERN CONFERENCE SEMIFINALS
(Philadelphia 4, Atlanta 1)

4/6/80	@ Philadelphia	W	107-104
4/9/80	@ Philadelphia	W	99-92
4/10/80	@ Atlanta	L	93-105
4/13/80	@ Atlanta	W	107-83
4/15/80	@ Philadelphia	W	105-100

EASTERN CONFERENCE FINALS
(Philadelphia 4, Boston 1)

4/18/80	@ Boston	W	96-93
4/20/80	@ Boston	L	90-96
4/23/80	@ Philadelphia	W	99-97
4/24/80	@ Philadelphia	W	102-90
4/27/80	@ Boston	W	105-94

NBA FINALS
(Los Angeles 4, Philadelphia 2)

5/4/80	@ Los Angeles	L	102-109
5/7/80	@ Los Angeles	W	107-104
5/10/80	@ Philadelphia	L	101-111
5/11/80	@ Philadelphia	W	105-102
5/14/80	@ Los Angeles	L	103-108
5/16/80	@ Philadelphia	L	107-123

ALL-TIME PLAYOFF RESULTS

1980-81

FIRST ROUND
(Philadelphia 2, Indiana 0)

5/31/81	@ Philadelphia	W	124-108
4/2/81	@ Indiana	W	96-85

EASTERN CONFERENCE SEMIFINALS
(Philadelphia 4, Milwaukee 3)

4/5/81	@ Philadelphia	W	125-122
4/7/81	@ Philadelphia	L	99-109
4/10/81	@ Milwaukee	W	108-103
4/12/81	@ Milwaukee	L	98-109
4/15/81	@ Philadelphia	W	116-99
4/17/81	@ Milwaukee	L	86-109
4/19/81	@ Philadelphia	W	99-98

EASTERN CONFERENCE FINALS
(Boston 4, Philadelphia 3)

4/21/81	@ Boston	W	105-104
4/22/81	@ Boston	L	99-118
4/24/81	@ Philadelphia	W	110-100
4/26/81	@ Philadelphia	W	107-105
4/29/81	@ Boston	L	109-111
5/1/81	@ Philadelphia	L	98-100
5/3/81	@ Boston	L	90-91

1981-82

FIRST ROUND
(Philadelphia 2, Atlanta 0)

4/21/82	@ Philadelphia	W	111-76
4/23/82	@ Atlanta	W	98-95 (OT)

EASTERN CONFERENCE SEMIFINALS
(Philadelphia 4, Milwaukee 2)

4/25/82	@ Philadelphia	W	125-122
4/28/82	@ Philadelphia	W	120-108
5/1/82	@ Milwaukee	L	91-92
5/2/82	@ Milwaukee	W	100-93
5/5/82	@ Philadelphia	L	98-110
5/7/82	@ Milwaukee	W	102-90

EASTERN CONFERENCE FINALS
(Philadelphia 4, Boston 3)

5/9/82	@ Boston	L	81-121
5/12/82	@ Boston	W	121-113
5/15/82	@ Philadelphia	W	99-97
5/16/82	@ Philadelphia	W	119-94
5/19/82	@ Boston	L	85-114
5/21/82	@ Philadelphia	L	75-88
5/23/82	@ Boston	W	120-106

NBA FINALS
(Los Angeles 4, Philadelphia 2)

5/27/82	@ Philadelphia	L	117-124
5/30/82	@ Philadelphia	W	110-94
6/1/82	@ Los Angeles	L	108-129
6/3/82	@ Los Angeles	L	101-111
6/6/82	@ Philadelphia	W	135-102
6/8/82	@ Los Angeles	L	104-114

1982-83

FIRST ROUND
(Received a bye in first round)

EASTERN CONFERENCE SEMIFINALS
(Philadelphia 4, New York 0)

4/24/83	@ Philadelphia	W	112-102
4/27/83	@ Philadelphia	W	98-91
4/30/83	@ New York	W	107-105
5/1/83	@ New York	W	105-102

EASTERN CONFERENCE FINALS
(Philadelphia 4, Milwaukee 1)

5/8/83	@ Philadelphia	W	111-109 (OT)
5/11/83	@ Philadelphia	W	87-81
5/14/83	@ Milwaukee	W	104-96
5/15/83	@ Milwaukee	L	94-100
5/18/83	@ Philadelphia	W	115-103

NBA FINALS
(Philadelphia 4, Los Angeles 0)

5/22/83	@ Philadelphia	W	113-107
5/26/83	@ Philadelphia	W	103-93
5/29/83	@ Los Angeles	W	111-94
5/31/83	@ Los Angeles	W	115-108

1983-84

FIRST ROUND
(New Jersey 3, Philadelphia 2)

4/18/84	@ Philadelphia	L	101-116
4/20/84	@ Philadelphia	L	102-116
4/22/84	@ New Jersey	W	108-100
4/24/84	@ New Jersey	W	110-102
4/26/84	@ Philadelphia	L	98-101

1984-85

FIRST ROUND
(Philadelphia 3, Washington 1)

4/17/85	@ Philadelphia	W	104-97
4/21/85	@ Philadelphia	W	113-94
4/24/85	@ Washington	L	100-118
4/26/85	@ Washington	W	106-98

EASTERN CONFERENCE SEMIFINALS
(Philadelphia 4, Milwaukee 0)

4/28/85	@ Milwaukee	W	127-105
4/30/85	@ Milwaukee	W	112-108
5/3/85	@ Philadelphia	W	109-104
5/5/85	@ Philadelphia	W	121-112

EASTERN CONFERENCE FINALS
(Boston 4, Philadelphia 1)

5/12/85	@ Boston	L	93-108
5/14/85	@ Boston	L	98-106
5/18/85	@ Philadelphia	L	94-105
5/19/85	@ Philadelphia	W	115-104
5/22/85	@ Boston	L	100-102

1985-86

FIRST ROUND
(Philadelphia 3, Washington 2)

4/18/86	@ Philadelphia	L	94-95
4/20/86	@ Philadelphia	W	102-97
4/22/86	@ Washington	W	91-86
4/24/86	@ Washington	L	111-116
4/27/86	@ Philadelphia	W	134-109

EASTERN CONFERENCE SEMIFINALS
(Milwaukee 4, Philadelphia 3)

4/29/86	@ Milwaukee	W	118-112
5/1/86	@ Milwaukee	L	107-119
5/3/86	@ Philadelphia	W	107-103
5/5/86	@ Philadelphia	L	104-109
5/7/86	@ Milwaukee	L	108-113
5/9/86	@ Philadelphia	W	126-108
5/11/86	@ Milwaukee	L	112-113

1986-87

FIRST ROUND
(Milwaukee 3, Philadelphia 2)

4/24/87	@ Milwaukee	L	104-107
4/26/87	@ Milwaukee	W	125-122 (OT)
4/29/87	@ Philadelphia	L	120-121
5/1/87	@ Philadelphia	W	124-118
5/3/87	@ Milwaukee	L	89-102

ALL-TIME PLAYOFF RESULTS

1988-89

FIRST ROUND
(New York 3, Philadelphia 0)

4/27/89	@ New York	L	96-102
4/29/89	@ New York	L	106-107
5/2/89	@ Philadelphia	L	115-116 (OT)

1989-90

FIRST ROUND
(Philadelphia 3, Cleveland 2)

4/26/90	@ Philadelphia	W	111-106
4/29/90	@ Philadelphia	W	107-101
5/1/90	@ Cleveland	L	95-122
5/3/90	@ Cleveland	L	96-108
5/5/90	@ Philadelphia	W	113-97

EASTERN CONFERENCE SEMIFINALS
(Chicago 4, Philadelphia 1)

5/7/90	@ Chicago	L	85-96
5/9/90	@ Chicago	L	96-101
5/11/90	@ Philadelphia	W	118-112
5/13/90	@ Philadelphia	L	101-111
5/16/90	@ Chicago	L	99-117

1990-91

FIRST ROUND
(Philadelphia 3, Milwaukee 0)

4/25/91	@ Milwaukee	W	99-90
4/27/91	@ Milwaukee	W	116-112 (OT)
4/30/91	@ Philadelphia	W	121-100

EASTERN CONFERENCE SEMIFINALS
(Chicago 4, Philadelphia 1)

5/4/91	@ Chicago	L	92-105
5/6/91	@ Chicago	L	100-112
5/10/91	@ Philadelphia	W	99-97
5/12/91	@ Philadelphia	L	85-101
5/14/91	@ Chicago	L	95-100

1998-99

FIRST ROUND
(Philadelphia 3, Orlando 1)

5/9/99	@ Orlando	W	104-90
5/11/99	@ Orlando	L	68-79
5/13/99	@ Philadelphia	W	97-85
5/15/99	@ Philadelphia	W	101-91

EASTERN CONFERENCE SEMIFINALS
(Indiana 4, Philadelphia 0)

5/17/99	@ Indiana	L	90-94
5/19/99	@ Indiana	L	82-85
5/21/99	@ Philadelphia	L	86-97
5/23/99	@ Philadelphia	L	86-89

1999-00

FIRST ROUND
(Philadelphia 3, Charlotte 1)

4/22/00	@ Charlotte	W	92-82
4/24/00	@ Charlotte	L	98-108 (OT)
4/28/00	@ Philadelphia	W	81-76
5/1/00	@ Philadelphia	W	105-99

EASTERN CONFERENCE SEMIFINALS
(Indiana 4, Philadelphia 2)

5/6/00	@ Indiana	L	91-108
5/8/00	@ Indiana	L	97-103
5/10/00	@ Philadelphia	L	89-97
5/23/00	@ Philadelphia	W	92-90
5/15/00	@ Indiana	W	107-86
5/19/00	@ Philadelphia	L	90-106

2000-01

FIRST ROUND
(Philadelphia 3, Indiana 1)

4/21/01	@ Philadelphia	L	78-79
4/24/01	@ Philadelphia	W	116-98
4/28/01	@ Indiana	W	92-87
5/2/01	@ Indiana	W	88-85

EASTERN CONFERENCE SEMIFINALS
(Philadelphia 4, Toronto 3)

5/6/01	@ Philadelphia	L	93-96
5/9/01	@ Philadelphia	W	97-92
5/11/01	@ Toronto	L	78-102
5/13/01	@ Toronto	W	84-79
5/16/01	@ Philadelphia	W	121-88
5/18/01	@ Toronto	L	89-101
5/20/01	@ Philadelphia	W	88-87

EASTERN CONFERENCE FINALS
(Philadelphia 4, Milwaukee 3)

5/22/01	@ Philadelphia	W	93-85
5/24/01	@ Philadelphia	L	78-92
5/26/01	@ Milwaukee	L	74-80
5/28/01	@ Milwaukee	W	89-93
5/30/01	@ Philadelphia	W	89-88
6/1/01	@ Milwaukee	L	100-110
6/3/01	@ Philadelphia	W	108-91

NBA FINALS
(Los Angeles 4, Philadelphia 1)

6/6/01	@ Los Angeles	W	107-101 (OT)
6/8/01	@ Los Angeles	L	89-98
6/10/01	@ Philadelphia	L	91-96
6/13/01	@ Philadelphia	L	86-100
6/15/01	@ Philadelphia	L	96-108

2001-02

FIRST ROUND
(Boston 3, Philadelphia 2)

4/21/02	@ Boston	L	82-92
4/25/02	@ Boston	L	85-93
4/28/02	@ Philadelphia	W	108-103
5/1/02	@ Philadelphia	W	83-81
5/3/02	@ Boston	L	87-120

2002-03

FIRST ROUND
(Philadelphia 4, New Orleans 2)

4/20/03	@ Philadelphia	W	98-90
4/23/03	@ Philadelphia	W	90-85
4/26/03	@ New Orleans	L	85-99
4/28/03	@ New Orleans	L	87-96
4/30/03	@ Philadelphia	W	93-91
5/2/03	@ New Orleans	W	107-103

EASTERN CONFERENCE SEMIFINALS
(Detroit 4, Philadelphia 2)

5/6/03	@ Detroit	L	87-89
5/8/03	@ Detroit	L	97-104 (OT)
5/10/03	@ Philadelphia	W	93-83
5/11/03	@ Philadelphia	W	95-82
5/14/03	@ Detroit	L	77-78
5/16/03	@ Philadelphia	L	89-93 (OT)

ALL-TIME PLAYOFF RESULTS

2004-05

FIRST ROUND
(Detroit 4, Philadelphia 1)

4/23/05	@ Detroit	L	85-106
4/26/05	@ Detroit	L	84-99
4/29/05	@ Philadelphia	W	115-104
5/1/05	@ Philadelphia	L	92-97 (OT)
5/3/05	@ Detroit	L	78-88

2007-08

FIRST ROUND
(Detroit 4, Philadelphia 2)

4/20/08	@ Detroit	W	90-86
4/23/08	@ Detroit	L	88-105
4/25/08	@ Philadelphia	W	95-75
4/27/08	@ Philadelphia	L	84-93
4/29/08	@ Detroit	L	81-98
5/1/08	@ Philadelphia	L	77-100

2008-09

FIRST ROUND
(Orlando 4, Philadelphia 2)

4/19/09	@ Orlando	W	100-98
4/22/09	@ Orlando	L	87-96
4/24/09	@ Philadelphia	W	96-94
4/26/09	@ Philadelphia	L	81-84
4/28/09	@ Orlando	L	78-91
4/30/09	@ Philadelphia	L	89-114

2010-11

FIRST ROUND
(Miami 4, Philadelphia 1)

4/16/11	@ Miami	L	89-97
4/18/11	@ Miami	L	73-94
4/21/11	@ Philadelphia	L	94-100
4/24/11	@ Philadelphia	W	86-82
4/27/11	@ Miami	L	91-97

2011-12

FIRST ROUND
(Philadelphia 4, Chicago 2)

4/28/12	@ Chicago	L	91-103
5/1/12	@ Chicago	W	109-92
5/4/12	@ Philadelphia	W	79-74
5/6/12	@ Philadelphia	W	89-82
5/8/12	@ Chicago	L	69-77
5/10/12	@ Philadelphia	W	79-78

EASTERN CONFERENCE SEMIFINALS
(Boston 4, Philadelphia 3)

5/12/12	@ Boston	L	91-92
5/14/12	@ Boston	W	82-81
5/16/12	@ Philadelphia	L	91-107
5/18/12	@ Philadelphia	W	92-83
5/21/12	@ Boston	L	85-101
5/23/12	@ Philadelphia	W	82-75
5/26/12	@ Boston	L	75-85

7-GAME SERIES: FINAL GAME RESULTS

6-9 OVERALL (76ERS: 5-7; NATIONALS: 1-2)

DATE	ROUND	OPPONENT	RESULT/SCORE
04/12/54	NBA Finals	at Minneapolis	L, 80-87
04/10/55	NBA Finals	Fort Wayne	W, 92-91
04/01/59	Eastern Division Finals	at Boston	L, 125-130
04/15/65	Eastern Division Finals	at Boston	L, 109-110
04/19/68	Eastern Division Finals	Boston	L, 96-100
04/04/71	Eastern Conference Semifinals	at Baltimore	L, 120-128
05/01/77	Eastern Conference Semifinals	Boston	W, 83-77
05/02/79	Eastern Conference Semifinals	at San Antonio	L, 108-111
04/19/81	Eastern Conference Semifinals	Milwaukee	W, 99-98
05/03/81	Eastern Conference Finals	at Boston	L, 90-91
05/23/82	Eastern Conference Finals	at Boston	W, 120-106
05/11/86	Eastern Conference Semifinals	at Milwaukee	L, 112-113
05/20/01	Eastern Conference Semifinals	Toronto	W, 88-87
06/03/01	Eastern Conference Finals	Milwaukee	W, 108-91
05/26/12	Eastern Conference Semifinals	at Boston	L, 75-85

5-GAME SERIES: FINAL GAME RESULTS

2-8 OVERALL (76ERS: 2-4; NATIONALS: 0-4)

DATE	ROUND	OPPONENT	RESULT/SCORE
04/04/51	Eastern Division Finals	at New York	L, 81-83
03/29/56	Eastern Division Finals	at Philadelphia	L, 104-109
03/22/62	Eastern Division Semifinals	at Philadelphia	L, 104-121
03/26/63	Eastern Division Semifinals	Cincinnati	L, 127-131 (OT)
03/29/64	Eastern Division Semifinals	at Cincinnati	L, 124-130
04/26/84	First Round	New Jersey	L, 98-101
04/27/86	First Round	Washington	W, 134-109
05/03/87	First Round	at Milwaukee	L, 89-102
05/05/90	First Round	Cleveland	W, 113-97
05/03/02	First Round	at Boston	L, 87-120

3-GAME SERIES: FINAL GAME RESULTS

3-3 OVERALL (76ERS: 0-1; NATIONALS: 3-2)

DATE	ROUND	OPPONENT	RESULT/SCORE
04/02/50	Eastern Division Finals	New York	W, 91-80
03/23/52	Eastern Division Semifinals	Philadelphia	W, 84-73
03/21/56	Eastern Division Semifinals	at Boston	W, 102-97
03/18/58	Eastern Division Semifinals	Philadelphia	L, 88-101
03/14/60	Eastern Division Semifinals	at Philadelphia	L, 112-132
04/18/76	First Round	Buffalo	L, 123-124

ALL-TIME PLAYOFF BREAKDOWN

FIRST ROUND

Year	Record
1975-76	1-2
1978-79	2-0
1979-80	2-0
1980-81	2-0
1981-82	2-0
1983-84	2-3
1984-85	3-1
1985-86	3-2
1986-87	2-3
1988-89	0-3
1989-90	3-2
1990-91	3-0
1998-99	3-1
1999-00	3-1
2000-01	3-1
2001-02	2-3
2002-03	4-2
2004-05	1-4
2007-08	2-4
2008-09	2-4
2010-11	1-4
2011-12	4-2
TOTALS	50-42

ROUND ROBIN

Year	Record
1953-54	4-0
TOTALS	**4-0**

EASTERN (DIVISION) CONFERENCE SEMIFINALS

Year	Record
1949-50	2-0
1950-51	2-0
1951-52	2-1
1952-53	0-2
1955-56	2-1
1956-57	2-0
1957-58	1-2
1958-59	2-0
1959-60	1-2
1960-61	3-0
1961-62	2-3
1962-63	2-3
1963-64	2-3
1964-65	3-1
1966-67	3-1
1967-68	4-2
1968-69	1-4
1969-70	1-4
1970-71	3-4
1976-77	4-3
1977-78	4-0
1978-79	3-4
1979-80	4-1
1980-81	4-3
1981-82	4-2
1982-83	4-0
1984-85	4-0
1985-86	3-4
1989-90	1-4
1990-91	1-4
1998-99	0-4
1999-00	2-4
2000-01	4-3
2002-03	4-2
2011-12	3-4
TOTALS	**85-77**

EASTERN (DIVISION) CONFERENCE FINALS

Year	Record
1949-50	2-1
1950-51	2-3
1951-52	1-3
1953-54	2-0
1954-55	3-1
1955-56	2-3
1956-57	0-3
1958-59	3-4
1960-61	1-4
1964-65	3-4
1965-66	1-4
1966-67	4-1
1967-68	3-4
1976-77	4-2
1977-78	2-4
1979-80	4-1
1980-81	3-4
1981-82	4-3
1982-83	4-1
1984-85	1-4
2000-01	4-3
TOTALS	**53-57**

NBA FINALS

Year	Record
1949-50	2-4
1953-54	3-4
1954-55	4-3
1966-67	4-2
1976-77	2-4
1979-80	2-4
1981-82	2-4
1982-83	4-0
2000-01	1-4
TOTALS	**24-29**

ROUND-BY-ROUND IN THE NBA PLAYOFFS

First Round	50-42
Round Robin	4-0
Eastern Conference Semifinals	85-77
Eastern Conference Finals	53-57
NBA Finals	24-29
TOTALS	**208-195**

NOTE: The Third-Place "play-in" game is not recognized as a playoff game.

The 1982-83 Philadelphia 76ers won the NBA Championship

TOP SINGLE-GAME PERFORMANCES

76ERS / NATIONALS TOP-10 PLAYOFF PERFORMANCES

POINTS

PTS	PLAYER	OPP	DATE
55	Allen Iverson	vs. NOH	4/20/03
54	Allen Iverson	vs. TOR	5/09/01
52	Allen Iverson	vs. TOR	5/16/01
50	Billy Cunningham	vs. MIL	4/01/70
48	Allen Iverson	at LAL (OT)	6/06/01
46	Wilt Chamberlain	vs. BOS	4/12/66
46	Allen Iverson	at MIL	6/01/01
45	Lee Shaffer	vs. CIN (OT)	3/26/63
45	Allen Iverson	vs. IND	4/24/01
45	Allen Iverson	at NOH	5/02/03

REBOUNDS

REBS	PLAYER	OPP	DATE
41	Wilt Chamberlain	vs. BOS	4/05/67
39	Wilt Chamberlain	vs. BOS	4/06/65
38	Wilt Chamberlain	vs. SF	4/16/67
37	Wilt Chamberlain	at BOS	4/08/65
36	Wilt Chamberlain	vs. BOS	4/11/67
34	Wilt Chamberlain	vs. BOS (OT)	4/09/65
34	Wilt Chamberlain	vs. BOS	4/12/66
34	Wilt Chamberlain	vs. BOS	4/19/68
33	Wilt Chamberlain	at BOS (OT)	4/10/66
33	Wilt Chamberlain	vs. SF (OT)	4/14/67

ASSISTS

AST	PLAYER	OPP	DATE
19	Wilt Chamberlain	vs. CIN	3/24/67
16	Maurice Cheeks	at NYK	4/27/89
16	Allen Iverson	vs. TOR	5/20/01
15	George King	vs. PHI	3/28/56
15	Johnny Dawkins	at CHI	5/16/90
15	Allen Iverson	vs DET	4/29/05
14	Maurice Cheeks	at BOS	5/12/82
14	Johnny Dawkins	vs. CLE	5/05/90
13	George King	at PHI	3/29/56
13	Wilt Chamberlain	vs. BOS	3/31/67
13	Wilt Chamberlain	vs. BOS	4/11/67
13	Maurice Cheeks	at SA	5/02/79
13	Lionel Hollins	vs. LAL	5/11/80
13	Maurice Cheeks	vs. MIL	5/09/86
13	Johnny Dawkins	at CHI	5/09/90
13	Eric Snow	at CHA (OT)	4/24/00
13	Aaron McKie	vs. MIL	6/03/01

OPPONENTS TOP-10 PLAYOFF PERFORMANCES

POINTS

PTS	PLAYER	OPP	DATE
56	Wilt Chamberlain	at PHI	3/22/62
55	Rick Barry	at SF	4/18/67
53	Wilt Chamberlain	at PHI	3/14/60
50	Bob Cousy	at BOS (4OT)	3/21/53
50	Vince Carter	at TOR	5/11/01
49	Michael Jordan	vs. CHI	5/11/90
46	Wilt Chamberlain	at PHI	3/14/61
46	Kareem Abdul-Jabbar	at MIL	4/03/70
46	Michael Jordan	vs. CHI	5/10/91
46	Paul Pierce	at BOS	5/03/02

REBOUNDS

REBS	PLAYER	OPP	DATE
39	Bill Russell	at BOS	3/23/61
35	Wilt Chamberlain	at PHI	3/22/62
34	Bill Russell	at BOS	3/19/61
33	Bill Russell	at BOS	3/26/61
32	Bill Russell	at BOS	3/18/59
32	Bill Russell	at BOS	3/28/59
32	Bill Russell	at BOS	4/01/59
32	Wilt Chamberlain	at PHI	3/14/61
32	Bill Russell	at BOS	4/04/65
31	Bill Russell	at BOS	3/21/57
31	Bill Russell	vs. BOS	4/12/66
31	Nate Thurmond	vs. SF (OT)	4/14/67
31	Bill Russell	at BOS	4/17/68

ASSISTS

AST	PLAYER	OPP	DATE
18	Oscar Robertson	at CIN	3/29/64
18	Mark Price	at CLE	5/03/90
17	Rajon Rondo	vs. BOS	3/23/12
16	Oscar Robertson	at CIN	3/22/64
16	Oscar Robertson	vs. CIN	3/21/67
16	Paul Pressey	at MIL	4/30/85
16	Paul Pressey	at MIL	5/07/86
15	Bob Cousy	vs. BOS	3/24/55
15	Bob Cousy	at BOS	3/18/59
15	John Havlicek	at BOS	4/24/77
15	Paul Pressey	at MIL	5/11/86

NOTES

>> Back to Table of Contents



1949–50 SEASON STATISTICS

RECORD: 51-13 (.797) **HOME: 31-1** **AWAY: 15-12** **NEUTRAL: 5-0** **1ST EASTERN DIVISION**

PLAYER	G	MIN	FG-FGA	PCT	FT-FTA	PCT	REB	AST	PF-DQ	PTS	AVG
Schayes	64	—	348-903	.385	376-486	.774	—	259	225	1072	16.8
Gabor	56	—	226-671	.337	157-228	.689	—	108	198	609	10.9
Cervi	56	—	143-431	.332	287-346	.829	—	264	223	573	10.2
Ratkovicz	62	—	162-439	.369	211-348	.606	—	124	201	535	8.6
Seymour	62	—	175-524	.334	126-176	.716	—	189	157	476	7.7
Hannum	64	—	177-488	.363	128-186	.688	—	129	264	482	7.5
Macknowski	59	—	154-463	.333	131-178	.736	—	65	128	439	7.4
Peterson	62	—	167-390	.428	111-185	.600	—	33	198	445	7.2
Levane	60	—	139-418	.333	54-85	.635	—	156	106	332	5.5
Corley	60	—	117-370	.316	75-122	.615	—	109	81	309	5.2
Chollet	49	—	61-179	.341	35-56	.625	—	37	52	157	3.2
NATIONALS	**64**	**—**	**1869-5276**	**.354**	**1691-2396**	**.706**	**—**	**1473**	**1833**	**5429**	**84.8**
OPPONENTS	**64**	**—**	**—**	**—**	**—**	**—**	**—**	**—**	**—**	**4907**	**76.7**

1949-50 GAME-BY-GAME RESULTS

DATE	W/L	NATS	OPP		TEAM
11/03	W	78	58		Denver
11/04	W	84	51		vs. Denver
11/06	W	82	72		Philadelphia
11/09	W	103	73		Indianapolis
11/10	L	67	73		at St. Louis
11/12	W	84	69		at Anderson
11/13	W	80	66		New York
11/15	W	77	74		at New York
11/17	W	79	76		Tri City
11/20	W	102	76		Denver
11/21	W	77	67		vs. Denver
11/24	W	125	123	*****	Anderson
11/27	W	80	62		Waterloo
11/30	W	87	71		at Boston
12/04	W	67	61		Indianapolis
12/07	W	77	69		at Tri City
12/08	W	86	72		at Sheboygan
12/10	L	63	69		at Rochester
12/11	W	89	72		Sheboygan
12/14	W	96	83		Fort Wayne
12/15	L	88	100		at Anderson
12/18	W	86	73		Chicago
12/20	W	95	70		at Waterloo
12/21	W	96	84		at Tri City
12/22	W	83	74		at Sheboygan
12/25	W	94	88		Anderson
12/28	L	85	87		at Washington
12/29	W	64	62		vs. Philadelphia
01/01	W	79	73		Washington
01/05	W	82	73		Tri City
01/08	W	84	68		Waterloo
01/10	L	84	86	*	at Waterloo
01/11	L	88	98		at Minneapolis
01/12	W	64	62		at Fort Wayne
01/15	W	82	69		Indianapolis
01/19	W	107	86		Denver
01/22	L	75	77	*	Anderson
01/26	W	76	72		Rochester
01/29	W	85	70		Sheboygan
01/30	W	91	75		vs. Indianapolis
02/01	L	83	91		at Tri City
02/02	W	73	67		at Indianapolis
02/03	W	103	79		Waterloo
02/05	W	96	87		Baltimore
02/08	W	106	81		Sheboygan
02/11	W	77	76		at Baltimore
02/12	W	102	98		Waterloo
02/16	W	105	74		Tri City
02/19	W	82	78		Indianapolis
02/21	L	78	89		at Denver
02/23	W	108	80		at Denver
02/24	W	72	67		vs. Indianapolis
02/26	W	73	64		Chicago
02/27	L	73	97		at Anderson
02/28	L	72	110		at Indianapolis
03/01	W	93	72		at Waterloo
03/02	L	85	95		at Sheboygan
03/05	W	84	75		Minneapolis
03/09	W	85	74		St. Louis
03/12	W	96	72		Boston
03/14	L	65	68		at Indianapolis
03/16	W	88	75		at Sheboygan
03/18	W	89	88	*	at Tri City
03/19	W	72	67		Anderson

** denotes overtime*
****** denotes five overtimes*

1950–51 SEASON STATISTICS

RECORD: 32-34 (.485) **HOME: 24-9** **AWAY: 8-25** **4TH EASTERN DIVISION**

PLAYER	G	MIN	FG-FGA	PCT	FT-FTA	PCT	REB	AST	PF-DQ	PTS	AVG
Schayes	66	—	332-930	.357	457-608	.752	1080	251	271-9	1121	17.0
Scolari*	66	—	302-923	.327	279-331	.843	218	255	183-1	883	13.4
Ratkovicz	66	—	264-636	.415	321-439	.731	547	193	256-11	849	12.9
Smawley*****	60	—	252-663	.380	227-267	.850	178	161	145-4	731	12.2
Gabor	61	—	255-745	.342	179-242	.740	150	125	213-7	689	11.3
Jorgensen**	63	—	223-600	.372	182-265	.687	338	91	237-8	628	10.0
Cervi	53	—	132-346	.382	194-237	.819	152	208	180-9	458	8.6
Hannum	63	—	182-494	.368	107-197	.543	301	119	271-16	471	7.5
Seymour	51	—	125-385	.325	117-159	.736	194	187	138-0	367	7.2
Peterson***	53	—	130-384	.339	99-150	.660	288	66	188-9	359	6.8
Macknowski	58	—	131-435	.301	122-170	.718	110	69	134-3	384	6.6
Calabrese	46	—	70-197	.355	61-88	.693	65	65	80-0	201	4.4
Lofgran****	61	—	79-270	.293	79-127	.622	157	36	132-4	237	3.9
Chollet	14	—	6-51	.118	12-19	.632	15	12	29-0	24	1.7
NATIONALS	**66**	**—**	**1884-5365**	**.351**	**1912-2634**	**.726**	**3259**	**1493**	**1995-64**	**5680**	**86.1**
OPPONENTS	**66**	**—**	**—**	**—**	**—**	**—**	**—**	**—**	**—**	**5644**	**85.5**

** Scolari played with Washington and Syracuse*
*** Jorgensen played with Tri-Cities and Syracuse*
**** Peterson played with Tri-Cities and Syracuse*
***** Lofgran played with Indianaoplis and Syracuse*
****** Smawley played with Baltimore and Syracuse*

1950-51 GAME-BY-GAME RESULTS

DATE	W/L	NATS	OPP		TEAM
11/02	W	92	77		Fort Wayne
11/05	W	90	87		Minneapolis
11/09	W	89	70		Tri-Cities
11/11	L	72	74	*	at New York
11/12	W	83	57		Baltimore
11/14	L	78	108		at Indianapolis
11/15	L	71	72	*	at Minneapolis
11/16	L	75	79		at Tri-Cities
11/19	W	96	83		New York
11/23	L	85	92		Indianapolis
11/25	W	77	67		at Washington
11/26	W	90	76		Washington
11/28	L	84	108		at New York
11/30	L	78	81		at Philadelphia
12/02	W	99	96	*	at Baltimore
12/03	W	84	81		Indianapolis
12/07	L	69	76		Rochester
12/08	W	86	85		at Boston
12/10	L	76	86		Baltimore
12/14	L	69	78		Tri-Cities
12/16	W	79	75	*	at Rochester
02/17	W	95	86		New York
12/20	L	83	86		at Tri-Cities
12/21	L	72	97		at Fort Wayne
12/25	W	81	69		Fort Wayne
12/26	L	100	102		at Boston
12/28	L	88	91	*	at Philadelphia
12/30	W	90	80	*	at Baltimore
01/01	W	106	89		Boston
01/04	L	77	80		Minneapolis
01/06	W	87	85	*	at New York
01/07	W	73	65		Baltimore
01/10	W	97	96		at Tri-Cities
01/11	L	76	84		at Fort Wayne
01/14	W	92	63		Rochester
01/18	L	87	96		Rochester
01/21	L	86	96		Philadelphia
01/24	L	82	87		at Baltimore
01/25	W	113	87		Tri-Cities
01/27	L	83	85		at Rochester
01/28	W	104	83		Boston
01/30	L	87	96		at Boston
02/01	L	90	93		New York
02/02	L	90	96	*	at Boston
02/04	W	78	75		Philadelphia
02/07	L	82	102		at Baltimore
02/08	W	96	83		New York
02/11	W	80	72		Baltimore
02/14	L	75	77		at Fort Wayne
02/15	W	94	80		Boston
02/17	L	75	88		at New York
02/18	W	91	80		Minneapolis
02/20	W	81	79		at Indianapolis
02/21	L	76	82		at Minneapolis
02/25	W	98	83		New York
02/27	L	72	86		at Philadelphia
03/01	W	108	86		Fort Wayne
03/03	L	78	97		at New York
03/04	W	85	79		Philadelphia
03/08	L	86	107		at Rochester
03/10	W	121	97		Indianapolis
03/11	L	91	95		Philadelphia
03/13	L	93	98		at Indianapolis
03/14	L	76	100		at Minneapolis
03/17	L	86	100		at Philadelphia
03/18	W	97	89		Boston

** denotes overtime*

1951–52 SEASON STATISTICS

RECORD: 40-26 (.606) **HOME: 26-7** **AWAY: 12-18** **NEUTRAL: 2-1** **1ST EASTERN DIVISION**

PLAYER	G	MIN	FG-FGA	PCT	FT-FTA	PCT	REB	AST	PF-DQ	PTS	AVG
Schayes	63	2004	263-740	.355	342-424	.807	773	182	213-5	868	13.8
Rocha	66	2543	300-749	.401	254-330	.770	549	128	249-4	854	12.9
King	66	1899	235-579	.406	188-264	.712	274	244	199-6	658	10.0
Seymour	66	2209	206-615	.335	186-245	.759	225	220	165-4	598	9.1
Gabor	57	1085	173-538	.322	142-183	.776	93	86	188-5	488	8.6
Jorgensen	66	1318	190-460	.413	149-187	.797	288	63	190-2	529	8.0
Cervi	55	850	99-280	.354	219-248	.883	87	148	176-7	417	7.6
Ratkovicz	66	1356	165-473	.349	163-242	.674	328	90	235-8	493	7.5
Osterkorn	66	1721	145-413	.351	199-335	.594	444	117	226-8	489	7.4
Calabrese	58	937	109-317	.344	73-103	.709	84	83	107-0	291	5.0
Savage	12	118	9-43	.209	18-28	.643	24	12	22-0	36	3.0
NATIONALS	**66**	**—**	**1894-5207**	**.364**	**1933-2589**	**.747**	**3603**	**1373**	**1970-49**	**5721**	**86.7**
OPPONENTS	**66**	**—**	**—**	**—**	**—**	**—**	**—**	**—**	**—**	**5427**	**82.2**

1951-52 GAME-BY-GAME RESULTS

DATE	W/L	NATS	OPP		TEAM
11/01	W	90	75		Fort Wayne
11/02	W	98	67		Minneapolis
11/10	L	82	91		at Baltimore
11/11	W	93	79		Indianapolis
11/15	W	97	95		Boston
11/16	W	97	90		at Philadelphia
11/17	W	79	72		at New York
11/18	W	71	68		Baltimore
11/22	W	96	72		at Fort Wayne
11/23	L	68	82		at Indianapolis
11/25	W	100	73		New York
11/29	W	82	78		Fort Wayne
11/30	L	75	82		at Philadelphia
12/02	L	79	81		Rochester
12/04	L	77	83		at Indianapolis
12/05	W	83	81	*	at Minneapolis
12/06	L	70	73		vs. Milwaukee
12/08	W	95	75		at Rochester
12/09	W	93	74		Philadelphia
12/11	W	80	62		vs. Fort Wayne
12/13	W	89	82		Milwaukee
12/16	L	92	96		Indianapolis
12/19	L	97	103		at Boston
12/22	L	73	92		at New York
12/23	L	72	75		New York
12/25	W	70	65		vs. Milwaukee
12/27	L	68	69		Milwaukee
12/30	W	108	91		Baltimore
01/01	L	80	82		at Minneapolis
01/03	W	107	81		Boston
01/06	W	98	93		Philadelphia
01/10	W	110	96		New York
01/12	W	92	88		at Baltimore
01/13	W	103	85		Indianapolis
01/17	W	110	105	***	Minneapolis
01/20	W	99	80		Baltimore
01/22	W	93	82		at Milwaukee
01/23	W	99	97	*	at Minneapolis
01/25	L	94	95	*	at Philadelphia
01/26	W	78	73		at Baltimore
01/27	W	91	86		Boston
01/31	W	88	79		Milwaukee
02/03	W	95	73		Baltimore
02/06	L	88	99		at Boston
02/08	W	96	87		at Philadelphia
02/09	L	76	84		at Baltimore
02/10	W	91	84		Philadelphia
02/12	L	69	78		at New York
02/14	L	76	78		Rochester
02/16	L	84	92		at Rochester
02/17	W	66	61		New York
02/21	W	88	80		Minneapolis
02/23	L	80	81		at Baltimore
02/24	L	75	77		Boston
02/27	L	81	88		at Boston
02/28	W	88	83		Fort Wayne
03/01	L	83	98		at Rochester
03/02	W	76	72		Rochester
03/06	W	83	81	**	at Fort Wayne
03/07	L	76	81		at Indianapolis
03/08	L	83	92		at Philadelphia
03/09	W	99	82		Philadelphia
03/12	W	89	71		at Boston
03/13	W	89	70		Boston
03/15	L	90	97		at New York
03/16	L	84	90		New York

** denotes overtime*
*** denotes double-overtime*
**** denotes triple-overtime*

1952–53 SEASON STATISTICS

RECORD: 47-24 (.662) **HOME: 32-2** **AWAY: 10-19** **NEUTRAL: 5-3** **2ND EASTERN DIVISION**

PLAYER	G	MIN	FG-FGA	PCT	FT-FTA	PCT	REB	AST	PF-DQ	PTS	AVG
Schayes	71	2668	375-1022	.367	512-619	.827	920	227	271-9	1262	17.8
Seymour	67	2684	306-798	.383	340-416	.817	246	294	210-3	952	14.2
King	71	2519	255-635	.402	284-442	.643	281	364	244-2	794	11.2
Rocha	69	2454	268-690	.388	234-310	.755	510	137	257-5	770	11.2
Gabor	69	1337	215-614	.350	217-284	.764	104	134	262-11	647	9.4
Lloyd	64	1806	156-453	.344	160-231	.693	444	64	241-6	472	7.4
Jorgensen	70	1355	145-436	.333	146-199	.734	236	76	247-7	436	6.2
Osterkorn	49	1016	85-262	.324	106-168	.631	217	61	129-2	276	5.6
Cervi, Al	38	301	31-71	.437	81-100	.810	22	28	90-2	143	3.8
Lochmueller, Bob	62	802	79-245	.322	74-122	.607	162	47	143-1	232	3.7
Brasco, James	10	111	11-48	.229	11-14	.786	15	12	18-1	33	3.3
NATIONALS	**71**	**—**	**1942-5329**	**.364**	**2197-2950**	**.745**	**3472**	**1459**	**2132-49**	**6081**	**85.6**
OPPONENTS	**71**	**—**	**—**	**—**	**—**	**—**	**—**	**—**	**—**	**5775**	**81.3**

1952-53 GAME-BY-GAME RESULTS

DATE	W/L	NATS	OPP		TEAM
11/01	L	84	86	*	at Philadelphia
11/02	W	117	91		Philadelphia
11/08	L	83	106		at Boston
11/09	W	96	89		Minneapolis
11/13	W	96	81		Boston
11/15	L	91	97	*	at Baltimore
11/16	W	84	78		Indianapolis
11/20	W	92	73		Milwaukee
11/22	L	68	98		at New York
11/23	W	76	73		New York
11/27	W	86	79		Rochester
11/29	W	87	74		at Baltimore
11/30	W	78	66		Boston
12/04	W	78	70		at Fort Wayne
12/06	W	82	74		at Philadelphia
12/07	W	71	67		Milwaukee
12/08	L	89	101		at Milwaukee
12/09	W	87	70		at Indianapolis
12/09	L	79	82		at Minneapolis
12/11	W	102	83		Philadelphia
12/14	L	93	98	*	at New York
12/16	L	83	88		vs. Boston
12/18	L	77	91		at Boston
12/20	W	90	86		Boston
12/21	W	102	92		Baltimore
12/25	W	81	76	*	at Baltimore
12/27	W	84	73		Indianapolis
12/29	L	93	106		at Rochester
12/31	L	87	97		at Boston
01/01	W	92	78		Fort Wayne
01/03	L	77	85	*	at New York
01/04	W	93	68		Baltimore
01/07	W	114	93		vs. New York
01/08	W	75	67		Minneapolis
01/10	W	87	77		vs. Philadelphia
01/11	W	76	72		Philadelphia
01/15	W	109	85		Rochester
01/18	W	103	84		Baltimore
01/22	W	87	75		Fort Wayne
01/24	W	107	82		at Rochester
01/25	L	62	97		New York
01/27	L	72	76		at Indianapolis
01/29	W	83	65		at Minneapolis
01/30	L	68	84		at Milwaukee
02/01	W	94	79		Baltimore
02/02	W	98	77		vs. Baltimore
02/04	L	92	105		at Boston
02/05	W	83	79	*	Rochester
02/08	W	98	89		Philadelphia
02/11	L	78	96		at Fort Wayne
02/12	L	81	91		at Minneapolis
02/13	W	89	86	**	at Indianapolis
02/15	L	81	85		New York
02/17	W	84	65		vs. Boston
02/19	W	82	72		Milwaukee
02/21	L	73	84		at Rochester
02/22	W	86	73		Philadelphia
02/24	W	74	63		vs. Philadelphia
02/26	W	89	77		Fort Wayne
02/28	L	74	77		at Baltimore
03/01	W	79	64		New York
03/03	L	70	75		at Milwaukee
03/04	W	75	73	**	at Fort Wayne
03/05	W	94	91		Minneapolis
03/06	L	66	75		vs. New York
03/07	L	87	88		vs. Philadelphia
03/08	W	98	91		Baltimore
03/12	W	84	70		Boston
03/14	W	95	81		at New York
03/15	W	84	68		Indianapolis
03/17	W	72	68		Boston

** denotes overtime*
*** denotes double-overtime*

1953–54 SEASON STATISTICS

RECORD: 42-30 (.583) **HOME: 26-6** **AWAY: 11-18** **NEUTRAL: 5-6** **3RD EASTERN DIVISION**

PLAYER	G	MIN	FG-FGA	PCT	FT-FTA	PCT	REB	AST	PF-DQ	PTS	AVG
Schayes	72	2655	370-973	.380	488-590	.827	870	214	232-4	1228	17.1
Seymour	71	2727	316-838	.377	299-368	.813	291	364	187-2	931	13.1
King	72	2370	280-744	.376	257-410	.627	268	272	179-2	817	11.3
Lloyd	72	2206	249-666	.374	156-209	.746	529	115	303-12	654	9.1
Gabor	61	1211	204-551	.370	139-194	.716	96	162	183-4	547	9.0
Osterkorn	70	2164	203-586	.346	209-361	.579	487	151	209-1	615	8.8
Kenville	72	1405	149-388	.384	136-182	.747	247	122	138-0	434	6.0
Lavoy*	68	1277	135-356	.379	94-129	.729	317	78	215-2	364	5.4
Neal	67	899	117-369	.317	78-132	.591	257	24	139-0	312	4.7
Govedarica	23	258	25-79	.316	25-37	.676	18	24	44-1	75	3.3
Masino**	27	181	26-62	.419	30-49	.612	28	22	44-0	82	3.0
Knostman	5	47	3-10	.300	7-11	.636	17	6	9-0	13	2.6
Earle	2	12	1-2	.500	2-4	.500	2	0	0-0	4	2.0
Novak	5	24	0-7	.000	1-2	.500	2	2	9-0	1	0.2
NATIONALS	**72**	**—**	**2054-5579**	**.368**	**1905-2650**	**.719**	**3652**	**1541**	**1852-28**	**6013**	**83.5**
OPPONENTS	**72**	**—**	**—**	**—**	**—**	**—**	**—**	**—**	**—**	**5660**	**78.6**

** Lavoy played with Milwaukee and Syracuse*
*** Masino played with Rochester and Syracuse*

1953-54 GAME-BY-GAME RESULTS

DATE	W/L	NATS	OPP		TEAM
10/31	L	73	79		at Philadelphia
11/01	W	85	61		Philadelphia
11/05	L	65	77		Minneapolis
11/07	W	88	77		vs. Baltimore
11/08	W	85	66		Rochester
11/10	W	74	59		at Milwaukee
11/12	L	74	78		at Fort Wayne
11/14	L	66	77		at Boston
11/15	W	69	61		Milwaukee
11/19	W	79	76		Fort Wayne
11/21	L	67	68		at New York
11/22	L	80	84	*	New York
11/24	W	89	80		at Rochester
11/25	L	58	66		vs. Baltimore
11/26	W	93	86		Boston
11/28	L	80	91		vs. Boston
11/29	W	101	82		Baltimore
12/01	W	76	69	*	at Milwaukee
12/03	L	74	87		vs. Minneapolis
12/05	L	80	90		at Minneapolis
12/06	L	77	78		at Fort Wayne
12/09	L	77	92		at Baltimore
12/10	W	96	76		Milwaukee
12/12	L	85	90		at Rochester
12/13	W	108	74		Boston
12/19	W	90	83		at Boston
12/20	W	81	76		Minneapolis
12/23	W	76	72		at Baltimore
12/25	L	80	89		at New York
12/27	W	96	75		Milwaukee
12/30	W	96	89		vs. Boston
12/31	W	86	81		Rochester
01/01	L	92	95		at Boston
01/02	W	74	66		at Philadelphia
01/03	L	77	90		Philadelphia
01/05	W	72	60		at Fort Wayne
01/07	W	70	67		Fort Wayne
01/10	W	77	73		Baltimore
01/13	W	93	72		vs. New York
01/14	W	96	71		Minneapolis
01/16	W	95	93	***	at Rochester
01/17	W	84	81		Rochester
01/23	L	91	98		at Baltimore
01/24	L	78	80		Philadelphia
01/26	W	79	75		vs. Philadelphia
01/28	W	70	66		New York
01/30	L	65	66		at New York
01/31	W	114	70		New York
02/03	L	70	82		vs. Philadelphia
02/04	W	90	82		vs. New York
02/06	W	93	87	*	Fort Wayne
02/07	W	88	73		Milwaukee
02/10	L	79	94		at Boston
02/11	L	74	76	**	at Philadelphia
02/13	L	78	81		at Rochester
02/14	W	111	91		Baltimore
02/16	L	77	95		vs. Philadelphia
02/18	W	91	77		Fort Wayne
02/20	L	68	83		at Minneapolis
02/21	W	100	73		Minneapolis
02/23	L	68	70		vs. Milwaukee
02/25	L	96	101		Boston
02/26	W	68	62		at Milwaukee
02/28	L	85	91		Rochester
03/02	L	87	91		at Minneapolis
03/04	W	86	63		at Fort Wayne
03/06	W	88	77		Philadelphia
03/07	W	103	77		Baltimore
03/10	W	85	77		at Baltimore
03/11	W	97	95	*	Boston
03/13	L	60	67		at New York
03/14	W	113	83		New York

** denotes overtime*
*** denotes double-overtime*
**** denotes triple-overtime*

1954–55 SEASON STATISTICS

RECORD: 43-29 (.597) **HOME: 25-7** **AWAY: 10-16** **NEUTRAL: 8-6** **1ST EASTERN DIVISION**

PLAYER	G	MIN	FG-FGA	PCT	FT-FTA	PCT	REB	AST	PF-DQ	PTS	AVG
Schayes	72	2526	422-1103	.383	489-587	.833	887	213	247-6	1333	18.5
Seymour	72	2950	375-1036	.362	300-370	.811	300	483	167-0	1050	14.6
Rocha	72	2473	295-801	.368	222-284	.782	489	178	242-5	812	11.3
Kerr	72	1529	301-718	.419	152-223	.682	474	80	165-2	754	10.5
Lloyd	72	2212	286-784	.365	159-212	.750	553	151	283-4	731	10.2
Simmons*	36	862	137-384	.357	72-114	.632	220	61	109-2	346	9.6
King	67	2015	228-605	.377	140-229	.611	227	331	148-0	596	8.9
Kenville	70	1380	172-482	.357	154-201	.766	247	150	132-1	498	7.1
Farley	69	1113	136-353	.385	136-201	.677	167	111	145-1	408	5.9
Gabor	3	47	7-22	.318	3-5	.600	5	11	6-0	17	5.7
Tucker, Jim	20	287	39-116	.336	27-38	.711	97	12	50-0	105	5.3
Osterkorn, Wally	19	286	20-97	.206	16-32	.500	70	17	32-0	56	2.9
NATIONALS	**72**	**—**	**2360-6343**	**.372**	**1837-2450**	**.750**	**3933**	**1778**	**1658-20**	**6557**	**91.1**
OPPONENTS	**72**	**—**	**—**	**—**	**—**	**—**	**—**	**—**	**—**	**6457**	**89.7**

** Simmons played with Baltimore and Syracuse*

1954-55 GAME-BY-GAME RESULTS

DATE	W/L	NATS	OPP		TEAM
10/31	L	94	97		Minneapolis
11/06	L	84	107		at Boston
11/07	W	97	80		Milwaukee
11/11	W	88	86		at Fort Wayne
11/13	L	72	85		at Milwaukee
11/14	L	92	99		at Minneapolis
11/16	W	86	85		vs. Philadelphia
11/18	W	91	82		Fort Wayne
11/20	W	80	79		at Rochester
11/21	W	110	104		Boston
11/25	W	91	85		Milwaukee
11/27	W	80	74		at New York
11/28	W	79	77		New York
12/01	L	86	88		vs. New York
12/02	W	82	78		Rochester
12/04	L	73	79		at Philadelphia
12/05	W	89	72		Philadelphia
12/07	W	88	81		vs. Philadelphia
12/08	L	78	105		at Rochester
12/09	W	120	107		Boston
12/11	L	90	94		at Boston
12/12	L	87	96		Philadelphia
12/14	W	91	82		at New York
12/15	L	81	88		vs. New York
12/18	L	83	86		at Minneapolis
12/19	W	108	93		Minneapolis
12/25	L	101	109		at New York
12/26	W	97	92	*	New York
12/28	W	84	82		vs. Rochester
12/29	L	70	72		at Philadelphia
01/01	W	108	102		Boston
01/02	L	79	91		Milwaukee
01/06	L	106	117		Minneapolis
01/08	W	100	97		at Minneapolis
01/09	L	72	77		at Milwaukee
01/11	L	82	93		Minneapolis
01/13	W	100	83		Fort Wayne
01/16	W	90	85		Rochester
01/19	W	98	97	*	vs. Philadelphia
01/20	W	92	87		Boston
01/23	L	89	98		New York
01/25	L	66	69		vs. Fort Wayne
01/26	W	107	99		vs. Philadelphia
01/27	W	94	79		Fort Wayne
01/28	L	90	101		at Boston
01/30	L	83	93		Philadelphia
02/03	L	85	104		at Fort Wayne
02/04	L	88	114		at Boston
02/06	W	94	88		at Rochester
02/07	W	77	75		New York
02/08	W	115	88		vs. Boston
01/29	L	94	104		at Boston
02/10	W	85	81		Minneapolis
02/12	W	92	66		Milwaukee
02/13	W	88	87		Rochester
02/14	W	82	81		vs. Milwaukee
02/17	W	107	93		Boston
02/18	L	86	110		at Philadelphia
02/19	W	80	78		at New York
02/20	W	104	84		New York
02/22	L	95	97		vs. Boston
02/24	W	97	83		Rochester
02/27	W	105	77		Philadelphia
03/01	W	105	102		at New York
03/02	W	103	90		vs. Fort Wayne
03/03	W	83	81		at Fort Wayne
03/04	W	99	96		at Milwaukee
03/06	W	107	101		Philadelphia
03/09	L	97	100		at Rochester
03/10	L	93	96		vs. Minneapolis
03/12	W	112	92		Fort Wayne
03/13	L	76	77		Milwaukee

** denotes overtime*

1955–56 SEASON STATISTICS

RECORD: 35-37 (.486) **HOME: 23-8** **AWAY: 9-19** **NEUTRAL: 3-10** **3RD EASTERN DIVISION**

PLAYER	G	MIN	FG-FGA	PCT	FT-FTA	PCT	REB	AST	PF-DQ	PTS	AVG
Schayes	72	2517	465-1202	.387	542-632	.858	891	200	251-9	1472	20.4
Kerr	72	2114	377-935	.403	207-316	.655	607	84	168-3	961	13.3
Seymour	57	1826	227-670	.339	188-233	.807	152	276	130-1	642	11.3
King	72	2343	284-763	.372	176-275	.640	250	410	150-2	744	10.3
Rocha	72	1883	250-692	.361	220-281	.783	416	131	244-6	720	10.0
Lloyd	72	1837	213-636	.335	186-241	.772	492	116	267-6	612	8.5
Conlin	66	1423	211-574	.368	121-178	.680	326	145	121-1	543	8.2
Kenville	72	1278	170-448	.379	195-257	.759	215	159	132-0	535	7.4
Farley	72	1429	168-451	.373	143-207	.691	165	151	154-2	479	6.7
Tucker	70	895	101-290	.348	66-83	.795	232	38	166-2	268	3.8
NATIONALS	**72**	**—**	**2466-6661**	**.370**	**2044-2703**	**.756**	**4060**	**1710**	**1783-32**	**6976**	**96.9**
OPPONENTS	**72**	**—**	**—**	**—**	**—**	**—**	**—**	**—**	**—**	**6975**	**96.9**

1955-56 GAME-BY-GAME RESULTS

DATE	W/L	NATS	OPP		TEAM
11/05	W	114	113	*	Fort Wayne
11/06	L	80	83		at Rochester
11/12	W	91	81		at St. Louis
11/13	L	79	93		at Fort Wayne
11/17	W	105	91		Minneapolis
11/19	L	94	102		at Philadelphia
11/20	W	84	80		St. Louis
11/23	L	101	104		vs. Philadelphia
11/24	W	111	103		Boston
11/26	L	99	100		at New York
11/27	W	85	74		New York
11/29	L	97	105		vs. Boston
12/03	W	114	103		Minneapolis
12/04	W	102	96		at Minneapolis
12/06	L	88	90		vs. Fort Wayne
12/08	L	94	105		at Fort Wayne
12/09	L	92	101		at Philadelphia
12/11	W	101	89		Boston
12/15	L	133	135	***	Minneapolis
12/17	W	110	104		at Boston
12/18	W	99	79		Philadelphia
12/20	W	98	91		at New York
12/25	W	111	96		Rochester
12/26	L	91	93		at Rochester
12/27	L	80	91		vs. Rochester
12/29	L	83	112		at Philadelphia
12/30	L	103	110		vs. Boston
12/31	W	101	92		New York
01/01	W	85	80		at Minneapolis
01/02	W	84	82		at St. Louis
01/04	L	87	88		Philadelphia
01/07	L	99	105	*	Boston
01/08	L	91	99		at Minneapolis
01/10	L	79	90		vs. Minneapolis
01/12	W	93	78		St. Louis
01/13	L	104	119		at Boston
01/14	L	93	102		at Rochester
01/15	W	99	88		Rochester
01/19	W	122	100		Minneapolis
01/21	L	96	100		vs. Boston
01/22	L	105	109		St. Louis
01/25	L	100	112		at Philadelphia
01/26	W	100	89		Philadelphia
01/28	L	85	93		at St. Louis
01/29	L	95	99	*	New York
02/01	L	77	83		at Rochester
02/02	W	97	89		Rochester
02/04	W	103	94		at New York
02/05	W	90	85		Fort Wayne
02/06	L	98	99		at Fort Wayne
02/07	L	95	128		vs. Philadelphia
02/09	L	97	98		Boston
02/10	W	94	88		vs. New York
02/12	W	101	74		Rochester
02/17	W	91	86		vs. New York
02/18	W	85	84		Fort Wayne
02/19	W	118	98		New York
02/21	W	108	107	**	at New York
02/23	W	94	92		Fort Wayne
02/24	L	103	116		vs. St. Louis
02/26	L	85	87		Philadelphia
02/27	W	98	95	*	at Fort Wayne
02/27	L	94	98		vs. Minneapolis
03/01	W	111	100		Boston
03/03	L	96	102		at Philadelphia
03/04	L	111	118	**	New York
03/07	L	98	111		at Boston
03/08	W	92	88		St. Louis
03/10	L	84	104		at New York
03/11	W	99	88		Philadelphia
03/12	W	97	92		vs. St. Louis
03/14	L	103	122		at Boston

** denotes overtime*
*** denotes double-overtime*
**** denotes triple-overtime*

1956–57 SEASON STATISTICS

RECORD: 38-34 (.528) **HOME: 22-9** **AWAY: 12-19** **NEUTRAL: 4-6** **2ND EASTERN DIVISION**

PLAYER	G	MIN	FG-FGA	PCT	FT-FTA	PCT	REB	AST	PF-DQ	PTS	AVG
Schayes	72	2851	496-1308	.379	625-691	.904	1008	229	219-5	1617	22.5
Conlin	71	2250	335-896	.374	283-368	.769	430	205	170-0	953	13.4
Kerr	72	2191	333-827	.403	225-313	.719	807	90	190-3	891	12.4
Lloyd	72	1965	256-687	.373	134-179	.749	435	114	282-10	646	9.0
Palazzi*	63	1013	210-571	.368	136-175	.777	262	49	117-1	556	8.8
Harrison	66	1810	243-629	.386	93-130	.715	156	161	220-5	579	8.8
Bianchi	68	1577	199-567	.351	165-239	.690	227	106	198-5	563	8.3
Holup, Joe	71	1284	160-487	.329	204-253	.806	279	84	177-5	524	7.4
Hennessy, Larry	21	373	56-175	.320	23-32	.719	45	27	28-0	135	6.4
Seymour, Paul	65	1235	143-442	.324	101-123	.821	130	193	91-0	387	6.0
Hopkins, Bob	62	764	130-343	.379	94-126	.746	233	22	106-0	354	5.7
Schafer, Bob	11	167	19-66	.288	11-13	.846	11	15	16-0	49	4.5
Tucker, Jim	9	110	17-44	.386	0-1	.000	20	2	26-0	34	3.8
Savage, Don	5	55	6-19	.316	6-7	.857	7	2	7-0	18	3.6
Ray, Jim	4	43	2-11	.182	3-5	.600	5	3	4-0	7	1.8
Able, Forest	1	1	0-2	.000	0-0	.000	1	1	1-0	0	0.0
NATIONALS	**72**	**—**	**2550-6915**	**.369**	**2075-2613**	**.794**	**4350**	**1282**	**1809-34**	**7175**	**99.7**
OPPONENTS	**72**	**—**	**—**	**—**	**—**	**—**	**—**	**—**	**—**	**7277**	**101.1**

** Palazzi played with Boston and Syracuse*

1956-57 GAME-BY-GAME RESULTS

DATE	W/L	NATS	OPP		TEAM
10/27	W	109	103	**	vs. Philadelphia
10/28	W	91	75		Rochester
11/03	W	75	73		at St. Louis
11/04	L	76	78		St. Louis
11/10	L	76	90		at Rochester
11/11	L	83	94		Boston
11/15	L	96	103		Minneapolis
11/17	L	96	109		at Philadelphia
11/18	W	99	97		Philadelphia
11/20	L	81	104		at St. Louis
11/22	L	78	111		at Minneapolis
11/24	L	99	114		at Boston
11/27	L	82	90		vs. Rochester
11/29	L	87	92		Ft. Wayne
12/01	L	100	117		at New York
12/02	W	110	100		New York
12/04	W	97	96	*	at Fort Wayne
12/06	L	92	104		at Ft. Wayne
12/07	L	97	105		vs. Ft. Wayne
12/09	W	116	110		Boston
12/15	L	108	117		Philadelphia
12/16	W	101	91		St. Louis
12/23	W	107	97		Minneapolis
12/25	L	93	98		at Rochester
12/27	L	95	102		at St. Louis
12/29	W	104	103	*	at Philadelphia
12/30	L	92	105		at Boston
01/01	W	106	102		New York
01/03	L	111	126		at New York
01/04	W	116	106		vs. Boston
01/06	W	128	123		Philadelphia
01/09	L	86	93		at Minneapolis
01/10	L	110	118		Minneapolis
01/12	W	97	88		at Rochester
01/13	W	91	85		Rochester
01/17	W	108	103		at Philadelphia
01/18	L	94	96		vs. Philadelphia
01/19	L	96	104		St. Louis
01/20	W	101	98		Ft. Wayne
01/22	L	88	90		at New York
01/23	L	108	140		at Boston
01/24	W	115	97		New York
01/26	W	99	95		at Rochester
01/27	W	94	93		Minneapolis
01/28	W	112	96		vs. Minneapolis
01/30	W	119	116		at Boston
01/31	W	105	104		Boston
02/02	L	100	107		at Philadelphia
02/03	W	104	95		Ft. Wayne
02/05	L	101	105		vs. Boston
02/06	L	100	119		vs. New York
02/07	W	112	110		St. Louis
02/09	W	101	89		at New York
02/10	W	102	100		New York
02/11	L	101	107		at St. Louis
02/14	L	95	104		Rochester
02/17	W	116	106		Boston
02/21	W	92	86		Philadelphia
02/23	W	103	101		at Minneapolis
02/24	W	109	93		Rochester
02/25	L	102	108		at Ft. Wayne
02/26	W	120	108		at Minneapolis
02/27	W	108	93		vs. St. Louis
02/28	W	123	112		Ft. Wayne
03/02	L	85	98		at Philadelphia
03/03	W	112	86		Philadelphia
03/05	W	99	92		at New York
03/06	L	93	100		New York
03/07	L	94	99		vs. New York
03/09	W	104	102		Boston
03/10	W	94	92		at Boston
03/13	L	81	114		at Ft. Wayne

** denotes overtime*
*** denotes double-overtime*

1957–58 SEASON STATISTICS

RECORD: 41-31 (.569) **HOME: 26-5** **AWAY: 9-21** **NEUTRAL: 6-5** **2ND EASTERN DIVISION**

PLAYER	G	MIN	FG-FGA	PCT	FT-FTA	PCT	REB	AST	PF-DQ	PTS	AVG
Schayes	72	2918	581-1458	.398	629-696	.904	1022	224	244-6	1791	24.9
Kerr	72	2384	407-1020	.399	280-422	.664	963	88	197-4	1094	15.2
Conlin	60	1871	343-877	.391	215-270	.796	436	133	168-2	901	15.0
Costello	72	2746	378-888	.426	320-378	.847	378	317	246-3	1076	14.9
Palazzi	67	1001	228-579	.394	123-171	.719	243	42	125-0	579	8.6
Bianchi	69	1421	215-625	.344	140-205	.683	221	114	188-4	570	8.3
Hopkins	69	1224	221-554	.399	123-161	.764	392	45	162-5	565	8.2
Harrison	72	1799	210-604	.348	97-122	.795	166	169	200-1	517	7.2
Lloyd	61	1045	119-359	.331	79-106	.745	287	60	179-3	317	5.2
Holup*	53	740	91-278	.327	71-94	.755	221	36	99-2	253	4.8
Seymour	64	763	107-315	.340	53-63	.841	107	93	88-0	267	4.2
NATIONALS	**72**	**—**	**2823-7336**	**.385**	**2075-2617**	**.793**	**4895**	**1298**	**1820-28**	**7721**	**107.2**
OPPONENTS	**72**	**—**	**—**	**—**	**—**	**—**	**—**	**—**	**—**	**7564**	
105.1											

** Holup played with Syracuse (16 games) and Detroit (37 games)*

1957-58 GAME-BY-GAME RESULTS

DATE	W/L	NATS	OPP		TEAM
10/25	W	103	85		Philadelphia
10/26	L	100	110		at Cincinnati
11/01	W	113	100		Minneapolis
11/02	L	83	107		at Boston
11/03	L	95	113		vs. Boston
11/05	L	101	115		at St. Louis
11/08	L	99	104		New York
11/14	W	97	94		at Philadelphia
11/15	W	91	86		St. Louis
11/16	L	101	118		at St. Louis
11/17	W	110	98		at Minneapolis
11/22	L	98	102		Cincinnati
11/23	W	119	115		at New York
11/27	W	92	87		Philadelphia
11/28	L	98	102		at Philadelphia
11/30	L	112	118		at Boston
12/01	W	118	109		Boston
12/03	W	119	96		vs. Philadelphia
12/06	W	118	91		Detroit
12/07	L	113	121		at Minneapolis
12/10	W	114	104		vs. Minneapolis
12/11	L	95	110		at Minneapolis
12/14	W	104	100		vs. Cincinnati
12/15	W	109	83		Cincinnati
12/17	L	117	123		at New York
12/20	W	122	113		at Cincinnati
12/21	L	136	146		vs. St. Louis
12/22	W	119	93		Detroit
12/25	W	134	130	*	New York
12/26	W	104	100		vs. Cincinnati
12/28	L	111	117		at Detroit
12/29	W	105	97		Philadelphia
01/01	W	120	109		Minneapolis
01/02	L	98	131		vs. New York
01/04	W	115	106		Boston
01/05	W	111	96		at Philadelphia
01/08	L	107	109		at Detroit
01/09	W	127	122		Minneapolis
01/11	L	100	105		at Cincinnati
01/12	W	135	109		Detroit
01/16	W	112	96		St. Louis
01/17	L	99	120		at Boston
01/18	L	120	123		at New York
01/19	W	112	108		New York
01/22	L	109	115		Cincinnati
01/23	W	101	88		at Philadelphia
01/25	W	112	100		Boston
01/26	L	95	118		at Boston
01/28	W	110	102		at New York
01/30	L	83	87		vs. Detroit
02/01	W	97	91		at Minneapolis
02/02	W	102	100		at St. Louis
02/04	L	113	118		at Detroit
02/07	W	105	102		vs. New York
02/08	L	102	103		St. Louis
02/09	W	123	98		Boston
02/11	W	84	76		vs. Boston
02/12	L	101	119		at Boston
02/13	W	108	98		Philadelphia
02/16	W	113	105		Cincinnati
02/18	L	98	120		at Detroit
02/19	W	116	110		New York
02/20	L	97	110		vs. Philadelphia
02/22	L	112	115		at New York
02/23	W	101	92		St. Louis
02/26	W	119	90		Minneapolis
02/27	L	91	97		at Philadelphia
03/02	L	100	107		Boston
03/05	W	102	91		New York
03/07	L	100	102		at St. Louis
03/09	W	111	90		Detroit
03/12	W	110	99		Philadelphia

** denotes overtime*

1958–59 SEASON STATISTICS

RECORD: 35-37 (.486) **HOME: 19-12** **AWAY: 12-17** **NEUTRAL: 4-8** **3RD EASTERN DIVISION**

PLAYER	G	MIN	FG-FGA	PCT	FT-FTA	PCT	REB	AST	PF-DQ	PTS	AVG
Schayes	72	2645	504-1304	.387	526-609	.864	962	178	280-9	1534	21.3
Yardley*	61	1839	446-1042	.428	317-407	.779	431	65	159-2	1209	19.8
Kerr	72	2671	502-1139	.441	281-367	.766	1008	142	183-1	1285	17.8
Costello	70	2750	414-948	.437	280-349	.802	365	379	263-7	1108	15.8
Conlin**	72	1955	329-891	.369	197-274	.719	394	132	188-6	855	11.9
Greer	68	1625	308-679	.454	137-176	.778	196	101	189-1	753	11.1
Bianchi	72	1779	285-756	.377	149-206	.723	199	159	260-8	719	10.0
Hopkins	67	1518	246-611	.403	176-234	.752	436	67	181-5	668	10.0
Palazzi	71	1053	240-612	.392	115-158	.728	266	67	174-5	595	8.4
Dempsey***	57	694	92-215	.428	81-106	.764	160	68	95-0	265	4.6
Dierking, Connie	64	726	105-260	.404	83-140	.593	233	34	148-2	293	4.6
Seymour	21	266	32-98	.327	26-29	.897	39	36	25-0	90	4.3
Kearns	1	7	1-1	1.000	0-0	.000	0	0	1-0	2	2.0
NATIONALS	**72**	**—**	**3050-7490**	**.407**	**2046-2642**	**.774**	**4900**	**1340**	**1961-44**	**8146**	**113.1**
OPPONENTS	**72**	**—**	**—**	**—**	**—**	**—**	**—**	**—**	**—**	**7855**	**109.1**

** Yardley played with Detroit (46 games) and Syracuse (15 games)*
*** Conlin played with Detroit (15 games) and Syracuse (57 games)*
**** Dempsey played with Philadelphia (23 games) and Syracuse (34 games)*

1958-59 GAME-BY-GAME RESULTS

DATE	W/L	NATS	OPP		TEAM
10/19	W	103	94		Detroit
10/25	L	109	110		Philadelphia
11/01	W	130	108		Cincinnati
11/05	L	115	117		Boston
11/08	W	103	98		at Philadelphia
11/09	W	101	97		Minneapolis
11/12	W	116	115		at Cincinnati
11/14	W	111	109		at Detroit
11/15	L	92	96		New York
11/18	W	120	94		at St. Louis
11/20	L	102	121		at Minneapolis
11/22	L	99	114		at New York
11/23	L	107	110		at Philadelphia
11/26	L	107	112		St. Louis
11/27	L	98	107		at St. Louis
11/28	L	93	101		at Detroit
11/29	L	105	108		Minneapolis
12/04	L	114	116		vs. Boston
12/06	W	101	92		at Boston
12/07	W	108	104		Boston
12/09	W	106	90		vs. Philadelphia
12/10	W	97	94		at Cincinnati
12/11	W	101	99	*	at Minneapolis
12/13	W	115	110		Philadelphia
12/14	W	101	95		at Detroit
12/16	L	104	108		vs. Boston
12/20	L	120	121	*	Cincinnati
12/21	L	94	108		at New York
12/27	L	102	106		New York
12/29	L	105	107		at Boston
12/30	L	113	118		vs. Minneapolis
01/01	L	105	106		Minneapolis
01/02	W	117	107		at Philadelphia
01/04	W	118	94		Detroit
01/06	L	108	118		at New York
01/07	W	111	99		Philadelphia
01/08	W	145	138	***	at Cincinnati
01/11	W	127	110		Cincinnati
01/14	W	119	104		vs. Philadelphia
01/15	W	111	105		Minneapolis
01/16	L	89	102		at St. Louis
01/18	L	118	120		New York
01/21	W	134	112		Boston
01/24	W	123	102		Cincinnati
01/25	L	104	109		at Cincinnati
01/27	W	121	107		at Detroit
01/28	L	109	112		at Minneapolis
01/29	W	117	91		vs. Minneapolis
01/31	L	117	119		vs. New York
02/01	L	137	139	*	at Boston
02/03	L	114	115		at New York
02/04	L	11	113		St. Louis
02/05	L	98	111		vs. New York
02/06	W	122	103		vs. Detroit
02/08	W	113	104		New York
02/09	L	94	99		vs. St. Louis
02/11	L	114	118	*	Detroit
02/14	L	121	124		at Boston
02/15	W	121	101		Philadelphia
02/19	W	113	105		Boston
02/21	L	112	113		at Philadelphia
02/22	W	139	108		Detroit
02/24	L	109	113		vs. Cincinnati
02/26	W	130	111		St. Louis
02/27	L	113	128		at St. Louis
03/01	W	140	115		New York
03/03	W	127	120		at New York
03/04	L	114	120		at Boston
03/05	W	142	118		Boston
03/06	L	114	118		vs. Philadelphia
03/08	W	133	103		Philadelphia
03/11	L	130	132	*	St. Louis

** denotes overtime*
**** denotes double-overtime*

1959–60 SEASON STATISTICS

RECORD: 45-30 (.600) **HOME: 26-4** **AWAY: 11-19** **NEUTRAL: 8-7** **3RD EASTERN DIVISION**

PLAYER	G	MIN	FG-FGA	PCT	FT-FTA	PCT	REB	AST	PF-DQ	PTS	AVG
Schayes	75	2741	578-1440	.401	533-597	.893	959	256	263-10	1689	22.5
Yardley	73	2402	546-1205	.453	381-467	.816	579	122	227-3	1473	20.2
Kerr	75	2372	436-1111	.392	233-310	.752	913	167	207-4	1105	14.7
Costello	71	2469	372-822	.453	249-289	.862	388	449	234-4	993	14.0
Greer	70	1979	388-815	.476	148-189	.783	303	188	208-4	924	13.2
Barnett	57	1235	289-701	.412	128-180	.711	155	160	98-0	706	12.4
Selvy*	62	1308	205-521	.393	153-208	.736	175	111	101-1	563	9.1
Hopkins	75	1616	257-660	.389	136-174	.782	465	55	193-4	650	8.7
Bianchi	69	1256	211-576	.366	109-155	.703	179	169	231-5	531	7.7
Dierking	71	1119	192-526	.365	108-188	.574	456	54	168-4	492	6.9
Cable*	57	715	109-290	.376	44-67	.657	225	39	93-1	262	4.6
Palazzi	7	70	13-41	.317	4-8	.500	14	3	7-0	30	4.3
Ray	4	21	1-6	.167	0-0	.000	0	2	3-0	2	0.5
Seymour	4	7	0-4	.000	0-0	.000	1	0	1-0	0	0.0
NATIONALS	**75**	**—**	**3406-8135**	**.419**	**2105-2687**	**.783**	**5404**	**1776**	**1940-39**	**8917**	**118.9**
OPPONENTS	**75**	**—**	**—**	**—**	**—**	**—**	**—**	**—**	**—**	**8730**	**116.4**

** Selvy played with Minneapolis (43 games) and Syracuse (19 games)*
*** Cable played with Detroit (7 games) and Syracuse (50 games)*

1959-60 GAME-BY-GAME RESULTS

DATE	W/L	NATS	OPP		TEAM
10/24	L	109	121		Boston
10/28	L	102	117		at Detroit
10/30	W	136	127		at Cincinnati
10/31	W	117	108		Minneapolis
11/04	L	113	124		at Philadelphia
11/07	L	101	103		vs. Cincinnati
11/08	W	118	107		Detroit
11/12	W	113	104		at New York
11/14	W	116	108		New York
11/17	W	121	116		vs. Cincinnati
11/18	W	138	103		Boston
11/20	L	101	114		at Boston
11/21	W	116	107		Philadelphia
11/22	L	103	114		vs. Philadelphia
11/24	W	120	107		at New York
11/25	W	100	93		at Minneapolis
11/26	L	95	112		at St. Louis
11/28	W	111	105		at Cincinnati
12/01	L	101	106		vs. St. Louis
12/02	W	130	121		St. Louis
12/05	W	108	95		Minneapolis
12/09	W	93	89		vs. Minneapolis
12/10	L	86	96		vs. Minneapolis
12/11	L	121	152		at New York
12/13	W	150	121		Philadelphia
12/16	W	116	113		New York
12/19	L	112	120		at Detroit
12/20	L	127	132		Boston
12/25	L	121	129		vs. Philadelphia
12/26	W	117	104		St. Louis
12/28	L	106	120		at St. Louis
12/30	W	131	127		at Cincinnati
01/01	W	109	98		at Minneapolis
01/03	W	114	113		Boston
01/04	L	120	127		at Boston
01/05	W	145	143	*	vs. Boston
01/07	W	132	114		Cincinnati
01/08	W	118	107		vs. Detroit
01/09	L	112	119		at Philadelphia
01/10	W	108	103		Detroit
01/12	W	127	120		vs. Boston
01/13	L	131	132	*	vs. Philadelphia
01/14	W	119	112		St. Louis
01/15	L	140	141	*	at St. Louis
01/17	W	129	117		New York
01/20	L	123	129		Philadelphia
01/23	L	121	130		at Boston
01/24	L	110	131		Boston
01/26	L	114	121		vs. Detroit
01/27	W	144	108		at Detroit
01/29	W	119	112		at Minneapolis
01/31	L	110	117		at St. Louis
02/02	W	119	102		at New York
02/04	W	137	110		Philadelphia
02/05	L	100	124		at Boston
02/06	L	126	129		at Philadelphia
02/07	W	135	112		Cincinnati
02/09	W	117	111		vs. Cincinnati
02/10	W	110	109		vs. Minneapolis
02/11	W	116	109		New York
02/14	W	121	119		Minneapolis
02/16	L	116	125		at New York
02/17	L	116	123		at Philadelphia
02/18	W	136	122		Philadelphia
02/20	W	126	121		vs. New York
02/21	W	122	120		Detroit
02/23	L	133	135		at Cincinnati
02/24	L	110	128		at Detroit
02/25	W	110	105		St. Louis
02/27	W	114	111		New York
03/01	W	124	121		at New York
03/03	W	149	108		Boston
03/05	W	132	115		New York
03/06	L	117	126		at Boston
03/09	W	137	126		Philadelphia

** denotes overtime*

1960–61 SEASON STATISTICS

RECORD: 38-41 (.481) **HOME: 19-9** **AWAY: 8-21** **NEUTRAL: 11-11** **3RD EASTERN DIVISION**

PLAYER	G	MIN	FG-FGA	PCT	FT-FTA	PCT	REB	AST	PF-DQ	PTS	AVG
Schayes	79	3007	594-1595	.372	680-783	.868	960	296	296-9	1868	23.6
Greer	79	2763	623-1381	.451	305-394	.774	455	302	242-0	1551	19.6
Barnett	78	2070	540-1194	.452	240-337	.712	283	218	169-0	1320	16.9
Costello	75	2167	407-844	.482	270-338	.799	292	413	286-9	1084	14.5
Gambee	79	2090	397-947	.419	291-352	.827	581	101	276-6	1085	13.7
Kerr	79	2676	419-1056	.397	218-299	.729	951	199	230-4	1056	13.4
Cable	75	1642	266-574	.463	73-108	.676	469	85	246-1	605	8.1
Bianchi	52	667	118-342	.345	60-87	.690	105	93	137-5	296	5.7
Halbrook	79	1131	155-463	.335	76-140	.543	550	31	262-9	386	4.9
Roberts	68	800	130-351	.370	62-104	.596	243	43	125-0	322	4.7
Ramsey, Cal	2	27	2-11	.182	2-4	.500	7	3	7-0	6	3.0
Beck, Ernie *	10	82	10-29	.345	6-7	.857	23	15	10-0	26	2.6
NATIONALS	**79**	**—**	**3654-8746**	**.418**	**2278-2948**	**.773**	**5726**	**1824**	**2279-43**	**9586**	**121.3**
OPPONENTS	**79**	**—**	**—**	**—**	**—**	**—**	**—**	**—**	**—**	**9416**	**119.2**

** Beck played with St. Louis (7 games) and Syracuse (3 games)*

1960-61 GAME-BY-GAME RESULTS

DATE	W/L	NATS	OPP		TEAM
10/22	L	123	133		Philadelphia
10/25	L	100	123		at St. Louis
10/27	L	140	143	*	at Cincinnati
10/29	W	125	118		Los Angeles
11/05	L	110	112		at Los Angeles
11/06	L	113	119		vs. Los Angeles
11/11	L	108	112		at New York
11/12	W	128	117		New York
11/16	W	124	87		Cincinnati
11/17	W	106	105		at Philadelphia
11/19	L	94	114		Boston
11/23	L	115	122		at Detroit
11/24	L	97	132		at St. Louis
11/26	L	110	129		at Boston
11/29	W	129	105		vs. Cincinnati
11/30	W	135	126		vs. St. Louis
12/01	W	137	126		at Cincinnati
12/03	W	130	113		New York
12/06	L	107	113		vs. Philadelphia
12/07	W	142	134		at Boston
12/09	L	118	131		vs. St. Louis
12/10	W	117	107		at Detroit
12/11	W	132	121		Philadelphia
12/13	W	107	105		vs. Cincinnati
12/15	L	105	115		vs. Boston
12/18	L	103	104		at St. Louis
12/20	L	112	122		at New York
12/25	W	162	100		New York
12/26	L	112	133		at St. Louis
12/27	L	124	129		at Cincinnati
12/28	W	115	113		Los Angeles
12/30	L	112	121		vs. Detroit
01/01	L	96	113		Boston
01/02	L	125	126		vs. Cincinnati
01/03	W	129	104		New York
01/04	L	126	134		Cincinnati
01/05	L	127	139		at Philadelphia
01/07	L	117	120		vs. New York
01/08	W	128	115		Detroit
01/11	W	133	128		St. Louis
01/12	L	118	124	*	vs. Boston
01/13	W	106	105		vs. New York
01/15	W	116	113		Philadelphia
01/18	W	129	118		vs. Philadelphia
01/21	W	127	124		Boston
01/22	W	112	109		vs. Los Angeles
01/24	L	107	116		at Los Angeles
01/25	L	112	117		at Los Angeles
01/27	W	138	126		at Cincinnati
01/29	L	108	125		at St. Louis
01/31	W	122	106		at New York
02/01	L	113	122		Philadelphia
02/03	L	118	121		at Detroit
02/04	L	104	111		vs. Detroit
02/05	W	129	115		Cincinnati
02/08	W	130	108		Boston
02/09	W	136	126		at Philadelphia
02/11	W	141	111		vs. Detroit
02/12	W	148	122		Detroit
02/15	L	127	129	*	at New York
02/16	W	132	120		New York
02/17	W	115	113		vs. Detroit
02/18	W	129	110		vs. Philadelphia
02/19	L	106	116		Boston
02/20	W	126	121		vs. Los Angeles
02/21	W	123	118		vs. Detroit
02/23	W	144	116		St. Louis
02/24	L	128	144		at Boston
02/26	W	126	110		New York
03/01	W	149	128		Philadelphia
03/02	L	110	114		vs. Los Angeles
03/03	L	116	123		vs. Philadelphia
03/04	L	115	116		at Philadelphia
03/05	L	114	125		Los Angeles
03/07	L	113	114		at New York
03/08	L	127	136		at Boston
03/09	W	129	119		St. Louis
03/11	L	116	126		at Boston
03/12	L	134	136	*	Boston

** denotes overtime*

1961–62 SEASON STATISTICS

RECORD: 41-39 (.513) **HOME: 18-10** **AWAY: 11-19** **NEUTRAL: 12-10** **3RD EASTERN DIVISION**

PLAYER	G	MIN	FG-FGA	PCT	FT-FTA	PCT	REB	AST	PF-DQ	PTS	AVG
Greer	71	2705	644-1442	.447	331-404	.819	524	313	252-2	1619	22.8
Shaffer	75	2083	514-1180	.436	239-310	.771	511	99	266-6	1267	16.9
Gambee	80	2301	477-1126	.424	384-470	.817	631	114	275-10	1338	16.7
Kerr	80	2768	541-1220	.443	222-302	.735	1176	243	272-7	1304	16.3
Schayes	56	1480	268-751	.357	286-319	.897	439	120	167-4	822	14.7
Costello	63	1854	310-726	.427	247-295	.837	245	359	220-5	867	13.8
Bianchi	80	1925	336-847	.397	154-221	.697	281	263	232-5	826	10.3
Roberts	80	1642	243-619	.393	129-194	.665	538	50	230-4	615	7.7
Halbrook	64	908	152-422	.360	96-151	.636	399	33	179-7	400	6.3
Neumann	77	1265	172-401	.429	133-172	.773	194	176	203-3	477	6.2
Graboski*	38	468	77-221	.348	39-65	.600	154	28	62-0	193	5.1
Osborne	4	21	1-8	.125	3-4	.750	9	1	3-0	5	1.3
NATIONALS	**80**	**—**	**3706-8885**	**.417**	**2246-2890**	**.777**	**5759**	**1791**	**2344-53**	**9568**	**119.6**
OPPONENTS	**80**	**—**	**—**	**—**	**—**	**—**	**—**	**—**	**—**	**9473**	**118.4**

** Graboski played with St. Louis (3 games), Chicago (12 games) and Syracuse (23 games)*

1961-62 GAME-BY-GAME RESULTS

DATE	W/L	NATS	OPP		TEAM
10/21	W	123	103		Chicago
10/26	L	107	110		vs. St. Louis
10/27	W	126	122		at Philadelphia
10/28	L	113	119		Philadelphia
10/29	L	132	139		at Cincinnati
10/31	W	107	99		at St. Louis
11/03	L	94	106		St. Louis
11/04	L	107	127		at Boston
11/09	L	108	151		at Philadelphia
11/11	W	135	109		New York
11/14	L	115	119		vs. Cincinnati
11/15	W	114	102		vs. New York
11/18	W	148	130		Philadelphia
11/22	L	109	110		vs. New York
11/23	W	117	99		vs. Cincinnati
11/24	L	125	127		Cincinnati
11/25	L	108	141		at St. Louis
11/28	W	121	111		vs. Los Angeles
11/29	W	136	122		at Cincinnati
12/01	L	100	118		at New York
12/02	W	132	118		Chicago
12/04	L	120	131		at Los Angeles
12/05	L	120	125		vs. Los Angeles
12/06	L	121	123	*	at Los Angeles
12/08	L	111	123		at Boston
12/09	L	102	106		Boston
12/12	W	126	124		at New York
12/13	L	126	136		Cincinnati
12/14	L	125	136		at Philadelphia
12/16	W	128	123		vs. Los Angeles
12/19	W	124	111		vs. Detroit
12/25	L	122	127		Boston
12/26	L	111	118		vs. Philadelphia
12/27	L	111	119		vs. Los Angeles
12/28	L	114	121		Los Angeles
12/30	W	109	108		Detroit
01/01	W	110	106		at Cincinnati
01/02	W	127	102		at Chicago
01/05	L	135	138	*	vs. Detroit
01/06	W	120	102		Chicago
01/07	W	123	116		at New York
01/09	W	129	120		at Philadelphia
01/10	W	134	122		St. Louis
01/13	W	127	117		vs. Boston
01/14	W	141	118		New York
01/18	W	118	111		vs. Chicago
01/19	L	103	128		at Boston
01/20	L	101	107		Boston
01/21	L	132	139	*	vs. Philadelphia
01/23	L	107	115		at St. Louis
01/24	L	102	111		at Detroit
01/25	L	100	101		vs. Detroit
01/27	W	107	102		at Chicago
01/28	L	131	139		at Cincinnati
01/31	W	138	109		New York
02/02	W	135	101		vs. St. Louis
02/03	W	134	112		Philadelphia
02/04	L	117	128		at Philadelphia
02/06	W	127	123		vs. Chicago
02/08	W	122	110		Boston
02/09	L	111	120		at New York
02/11	W	132	116		Detroit
02/15	L	121	126		at Chicago
02/16	W	132	106		vs. Chicago
02/17	W	136	127		vs. Chicago
02/18	W	141	126		New York
02/21	W	150	109		Philadelphia
02/22	L	106	134		vs. Boston
02/23	L	107	121		at Boston
02/24	W	120	117		vs. New York
02/25	L	106	110		Boston
02/27	W	130	120		at New York
03/01	W	137	108		Cincinnati
03/03	W	128	114		at Detroit
03/04	L	115	124		Los Angeles
03/07	W	129	126		St. Louis
03/10	W	128	111		Detroit
03/11	W	149	130		Philadelphia
03/13	L	110	142		at Boston
03/14	L	102	105		at Detroit

** denotes overtime*

1962–63 SEASON STATISTICS

RECORD: 45-30 (.600) **HOME: 26-4** **AWAY: 11-19** **NEUTRAL: 12-8** **2ND EASTERN DIVISION**

PLAYER	G	MIN	FG-FGA	PCT	FT-FTA	PCT	REB	AST	PF-DQ	PTS	AVG
Greer, Hal	80	2631	600-1293	.464	362-434	.834	457	275	286-4	1562	19.5
Shaffer, Lee	80	2392	597-1393	.429	294-375	.784	524	97	249-5	1488	18.6
Kerr, Red	80	2561	507-1069	.474	241-320	.753	1039	214	208-3	1255	15.7
Walker, Chet	78	1992	352-751	.469	253-362	.699	561	83	220-3	957	12.3
Gambee, Dave	60	1234	235-537	.438	199-238	.836	289	48	190-2	669	11.2
Costello, Larry	78	2066	285-660	.432	288-327	.881	237	334	263-4	858	11.0
Schayes, Dolph	66	1438	223-575	.388	181-206	.879	375	175	177-2	627	9.5
Chappell, Len	80	1241	281-604	.465	148-238	.622	461	56	171-1	710	8.9
Bianchi, Al	61	1159	202-476	.424	120-164	.732	134	170	165-2	524	8.6
Neumann, Paul	80	1581	237-503	.471	181-222	.815	200	227	221-5	655	8.2
Roberts, Joe	33	466	73-196	.372	35-51	.686	155	16	66-1	181	5.5
Warley, Ben	26	206	50-111	.450	25-35	.714	86	4	42-1	125	4.8
Meriwether, Porter	31	268	48-122	.393	23-33	.697	29	43	19-0	119	3.8
NATIONALS	**80**	**—**	**3690-8300**	**.445**	**2350-3005**	**.782**	**5511**	**1842**	**2179-33**	**9730**	**121.6**
OPPONENTS	**80**	**—**	**—**	**—**	**—**	**—**	**—**	**—**	**—**	**9247**	
115.6											

1962-63 GAME-BY-GAME RESULTS

DATE	W/L	NATS	OPP		TEAM
10/20	W	108	102		Los Angeles
10/23	W	123	119		at New York
10/26	W	130	112		Chicago
10/27	L	98	118		at Boston
10/31	W	126	108		vs. St. Louis
11/03	W	130	111		Cincinnati
11/09	W	101	93		St. Louis
11/14	L	120	125		at Cincinnati
11/15	W	120	98		vs. Los Angeles
11/16	W	113	105		Boston
11/17	L	107	113		at St. Louis
11/18	W	110	107		vs. Chicago
11/21	W	122	120		at Detroit
11/22	W	130	120		vs. Boston
11/23	L	110	116		at New York
11/24	W	137	126		New York
11/27	L	105	120		at St. Louis
11/29	W	112	85		at Chicago
11/30	L	117	130		at Cincinnati
12/01	L	110	129		at Boston
12/04	L	129	130		vs. Detroit
12/07	W	149	129		vs. Chicago
12/08	W	102	97		Boston
12/09	W	117	114		vs. Los Angeles
12/11	L	124	136		at San Francisco
12/12	L	120	126		at Los Angeles
12/16	W	144	137		at San Francisco
12/17	L	114	121		at Los Angeles
12/19	L	120	129		at Cincinnati
12/22	L	118	123		San Francisco
12/25	W	123	111		at New York
12/27	W	128	92		New York
12/28	L	117	124		vs. San Francisco
12/29	L	123	132		Los Angeles
01/02	W	120	95		St. Louis
01/03	L	115	123		vs. New York
01/05	W	136	117		vs. Cincinnati
01/06	W	114	102		Chicago
01/08	W	119	116		vs. Cincinnati
01/09	L	112	116		Cincinnati
01/11	L	117	134		at Boston
01/12	L	115	146		vs. Detroit
01/13	W	148	114		Detroit
01/19	W	149	148	*	Boston
01/22	L	93	113		vs. St. Louis
01/23	L	94	104		at Chicago
01/25	L	114	122		vs. Los Angeles
01/26	W	116	110		at San Francisco
01/27	W	119	110		at San Francisco
01/29	L	105	123		at St. Louis
01/31	W	112	100		St. Louis
02/01	W	125	111		at Boston
02/02	W	117	113		vs. Cincinnati
02/03	L	115	125		Cincinnati
02/05	W	120	100		at New York
02/06	W	126	109		Boston
02/08	W	162	135		at Detroit
02/09	W	122	116		vs. New York
02/10	W	139	115		San Francisco
02/12	L	100	128		at St. Louis
02/13	L	122	124		vs. Cincinnati
02/14	W	136	117		Chicago
02/15	L	114	123		vs. Boston
02/17	W	143	124		Detroit
02/19	W	118	110		vs. Chicago
02/20	W	128	109		Cincinnati
02/21	L	91	108		at Chicago
02/22	L	117	126		at Detroit
02/24	W	143	126		New York
02/27	W	122	111		Los Angeles
02/28	W	132	124		vs. New York
03/02	W	152	128		Detroit
03/03	W	127	123		at Detroit
03/05	W	131	121		at New York
03/07	W	129	118		New York
03/10	W	163	148		San Francisco
03/12	W	130	106		at Chicago
03/13	L	114	128		at Cincinnati
03/16	L	121	125		Boston
03/17	L	116	125		at Boston

** denotes overtime*

1963–64 SEASON STATISTICS

RECORD 34-46 (.425) **HOME: 18-12** **AWAY 12-22** **NEUTRAL: 4-12** **3RD EASTERN DIVISION**

PLAYER	G	MIN	FG-FGA	PCT	FT-FTA	PCT	REB	AST	PF-DQ	PTS	AVG
Greer	80	3157	715-1611	.444	435-525	.829	484	374	291-6	1865	23.3
Walker	76	2775	492-1118	.440	330-464	.711	784	124	232-3	1314	17.3
Kerr	80	2938	536-1250	.429	268-357	.751	1017	275	187-2	1340	16.8
Shaffer	41	1013	217-587	.370	102-133	.767	205	36	116-1	536	13.1
Costello	45	1137	191-408	.468	147-170	.865	105	167	150-3	529	11.8
Neumann	74	1973	324-732	.443	210-266	.789	246	291	211-1	858	11.6
Gambee	41	927	149-378	.394	151-185	.816	256	35	161-6	449	11.0
Warley	79	1740	215-494	.435	220-305	.721	619	71	274-5	650	8.2
Bianchi	78	1437	257-684	.376	109-141	.773	147	149	248-6	623	8.0
Dierking	76	1286	191-514	.372	114-169	.675	422	50	221-3	496	6.5
Schayes	24	350	44-143	.308	46-57	.807	110	48	76-3	134	5.6
Greenspan	20	280	32-90	.356	34-50	.680	72	11	54-0	98	4.9
White	23	196	31-105	.295	17-28	.607	42	12	28-0	79	3.4
Chappell	1	16	0-2	.000	1-1	1.000	4	0	2-0	1	1.0
76ERS	**80**	**19225**	**3394-8116**	**.418**	**2184-2851**	**.766**	**4513**	**1643**	**2251-39**	**8972**	**112.2**
OPPONENTS	**80**	**19217**	**3590-8138**	**.441**	**2143-2969**	**.722**	**5328**	**1844**	**2237-36**	**9323**	**116.5**

1963-64 GAME-BY-GAME RESULTS

DATE	W/L	76ERS	OPP		TEAM
10/16	W	117	115		at Detroit
10/19	L	121	124		Detroit
10/25	L	112	136		New York
10/26	L	101	109		at New York
10/30	W	111	108		at Baltimore
11/01	L	102	119		Boston
11/02	L	99	128		at St. Louis
11/03	L	93	95		Cincinnati at Dayton
11/06	L	101	119		at Detroit
11/08	W	108	106		St. Louis
11/09	L	100	116		at Baltimore
11/12	W	106	102	*	San Francisco
11/15	W	99	97		Los Angeles
11/20	W	118	101		New York
11/26	W	115	113		Baltimore
11/28	L	110	125		Cincinnati
11/29	L	78	112		Boston at Prov.
11/30	W	132	125		at New York
12/01	W	132	121		Detroit at Cleveland
12/05	L	103	106		St. Louis
12/07	L	120	129		at St. Louis
12/08	W	126	116		at Cincinnati
12/10	L	103	113		St. Louis at N.Y.
12/11	W	113	103		New York
12/13	L	84	111		Boston
12/14	W	123	119		at New York
12/18	L	96	116		at Los Angeles
12/20	W	114	112		at San Francisco
12/21	L	113	126		at Los Angeles
12/22	L	104	118		at San Francisco
12/26	W	118	112		San Francisco
12/27	W	119	107		Detroit at Hershey
12/28	W	114	100		Los Angeles
01/03	W	132	110		Cincinnati
01/04	W	123	113		at Baltimore
01/05	L	118	142		New York
01/07	L	110	130		Cincinnati at Colum.
01/08	L	110	126		Cincinnati at Syra.
01/09	W	122	115		St. Louis
01/11	W	115	108		Boston
01/12	L	112	123		at Boston
01/17	L	91	112		San Francisco
01/18	L	111	115		L.A. at Syracuse
01/21	L	121	124		Baltimore at NY
01/22	L	116	124		at Baltimore
01/24	W	134	111		Cincinnati
01/25	W	131	129		at New York
01/26	L	120	131		Baltimore
01/28	L	117	139		San Francisco
01/29	W	102	97		L.A. at Boston
01/31	L	97	114		at Boston
02/01	L	111	119		Boston
02/06	W	128	117		New York
02/07	L	114	126		at Cincinnati
02/08	W	109	101		Los Angeles
02/09	L	109	120		at Boston
02/12	L	115	121		at Baltimore
02/14	W	130	123		Detroit
02/15	L	110	118		at St. Louis
02/16	L	97	114		at Cincinnati
02/18	L	93	103		Boston at Pitt.
02/19	W	130	122		Baltimore
02/21	W	144	119		Boston
02/23	W	114	105		at New York
02/25	L	107	115		St. Louis at NY
02/26	W	130	122		at Detroit
02/28	L	132	134		Cincinnati at Scranton
02/29	L	114	117		Cincinnati
03/01	L	93	108		at Boston
03/03	L	94	108		Boston at Syracuse
03/07	W	130	115		New York
03/08	L	108	140		at New York
03/11	W	124	111		at St. Louis
03/12	L	111	128		at Cincinnati
03/13	L	122	133		Detroit at Scranton
03/14	W	128	122		Baltimore at Yardley
03/15	L	95	120		at Los Angeles
03/16	W	111	110		at San Francisco
03/17	L	97	121		at Los Angeles
03/18	L	85	89		at San Francisco

** denotes overtime*

1964–65 SEASON STATISTICS

RECORD 40-40 (.500) **HOME: 13-12** **AWAY 9-21** **NEUTRAL: 18-7** **3RD EASTERN DIVISION**

PLAYER	G	MIN	FG-FGA	PCT	FT-FTA	PCT	REB	AST	PF-DQ	PTS	AVG
Chamberlain	35	1558	427-808	.528	200-380	.526	780	133	70-0	1054	30.1
Greer	70	2600	539-1245	.433	335-413	.811	355	313	254-7	1413	20.2
Jackson	76	2590	419-1013	.414	288-404	.713	980	93	251-4	1126	14.8
Neumann	40	1100	213-434	.491	148-184	.804	102	139	119-1	574	14.4
Costello	64	1967	309-695	.445	243-277	.877	169	275	242-10	861	13.5
Walker	79	2187	377-936	.403	288-388	.742	528	132	200-2	1042	13.2
Gambee	80	1993	356-864	.412	299-368	.813	468	113	277-7	1011	12.6
Kerr	80	1810	264-714	.370	126-181	.696	551	197	132-1	654	8.2
Dierking	38	729	121-311	.389	54-83	.651	239	42	101-3	296	7.8
Bianchi	60	1116	175-486	.360	54-76	.711	95	140	178-10	404	6.7
Jones	23	359	47-153	.307	37-52	.712	57	40	46-2	131	5.7
Warley	64	900	94-253	.372	124-176	.705	277	53	170-6	312	4.9
Greenspan	5	49	8-13	.615	8-8	1.000	11	0	12-0	24	4.8
Courtin	24	317	42-103	.408	17-21	.810	22	22	44-0	101	4.2
76ERS	**80**	**19275**	**3391-8028**	**.422**	**2221-3011**	**.738**	**4634**	**1692**	**2096-53**	**9003**	**112.5**
OPPONENTS	**80**	**19275**	**3487-8045**	**.433**	**2041-2818**	**.724**	**4859**	**1727**	**2155-39**	**9015**	**112.7**

1964-65 GAME-BY-GAME RESULTS

DATE	W/L	76ERS	OPP		TEAM
10/16	W	125	113		Detroit
10/22	L	135	138	*	Baltimore
10/24	L	86	126		at St. Louis
10/25	L	107	109		at Cincinnati
10/27	W	100	81		St. Louis at N. Y.
10/30	L	90	94		at New York
10/31	W	116	105		New York
11/07	W	105	103		Cincinnati
11/10	L	99	110		San Francisco
11/11	W	123	114		at Baltimore
11/12	W	110	109		Boston at New York
11/14	L	102	113		Boston
11/17	L	107	114		at St. Louis
11/18	L	111	124		at Detroit
11/20	L	115	118		St. Louis
11/21	W	108	96		Boston at Prov.
11/25	W	124	93		New York at Boston
11/26	W	128	117		San Francisco
11/27	L	112	133		at Cincinnati
11/28	W	101	93		at Detroit
11/29	W	97	94		at St. Louis
12/01	L	117	118		Los Angeles
12/04	W	119	106		Detroit
12/05	W	125	108		Baltimore at Detroit
12/06	L	104	109		L.A. at Minn.
12/08	W	102	97		Baltimore at NY
12/11	L	109	118		Boston
12/12	L	106	133		at New York
12/13	W	121	115		New York at Syra.
12/14	W	119	112		San Francisco at Pitt.
12/16	L	120	140		at Baltimore
12/18	L	111	117		at San Francisco
12/19	W	140	113		at Los Angeles
12/20	W	113	111		at San Francisco
12/23	L	117	135		at Los Angeles
12/26	L	125	135		Cincinnati
12/30	W	117	115		Los Angeles
01/06	W	121	102		S.F. at Syracuse
01/08	L	107	114		Cincinnati at Dayton
01/09	W	104	102		at St. Louis
01/11	L	90	100		St. Louis at Tulsa
01/14	L	126	138		Baltimore
01/15	L	95	104		at Boston
01/18	W	109	95		Detroit at Cleveland
01/19	L	97	103		Detroit at Toledo
01/21	W	111	102		San Francisco
01/22	W	109	103	*	Detroit at Boston
01/23	W	104	100		Boston at Syracuse
01/26	L	105	107		Detroit at New York
01/27	L	98	115		at Boston
01/29	W	118	105		Boston
01/31	W	127	122		Cincinnati
02/02	W	119	105		St. Louis at N.Y.
02/03	W	116	95		New York at Boston
02/04	W	123	119		St. Louis
02/06	W	127	122		Cinc. at Syracuse
02/08	L	98	117		at Los Angeles
02/09	W	132	114		San Francisco at SJ
02/10	W	110	99		at Los Angeles
02/11	L	100	106		at San Francisco
02/13	L	106	108		at Cincinnati
02/18	L	110	117		Los Angeles
02/20	W	111	92		New York at Detroit
02/21	W	107	106		at Baltimore
02/22	W	122	112		Baltimore at Wash.
02/23	L	104	132		at New York
02/24	L	104	106		at Detroit
02/28	L	118	122		L.A. at Syracuse
03/02	L	117	126		Los Angeles at NY
03/03	L	110	124		at St. Louis
03/05	W	110	109		at Cincinnati
03/06	W	103	98		Boston
03/07	L	111	133		at Boston
03/09	L	122	124	*	at New York
03/10	L	123	134		New York
03/13	W	131	116		Detroit
03/14	L	126	143		at Baltimore
03/16	L	107	115		San Francisco
03/20	L	122	125		Cincinnati
03/21	W	127	105		Baltimore

** denotes overtime*

1965–66 SEASON STATISTICS

RECORD: 55-25 (.688) **HOME: 22-3** **AWAY: 20-17** **NEUTRAL: 13-5** **1ST EASTERN DIVISION**

PLAYER	G	MIN	FG-FGA	PCT	FT-FTA	PCT	REB	AST	PF-DQ	PTS	AVG
Chamberlain	79	3737	1074-1990	.540	501-976	.513	1943	414	171-0	2649	33.5
Greer	80	3326	703-1580	.445	413-514	.804	473	384	315-6	1819	22.7
Walker	80	2603	443-982	.451	335-468	.716	636	201	238-3	1221	15.3
Cunningham	80	2134	431-1011	.426	281-443	.634	599	207	301-12	1143	14.3
Jones	80	2196	296-799	.370	128-172	.744	169	273	250-6	720	9.0
Jackson	79	1966	246-614	.401	158-214	.738	676	132	216-2	650	8.2
Gambee	72	1068	168-437	.384	159-187	.850	273	71	189-3	495	6.9
Bianchi	78	1312	214-560	.382	66-98	.673	134	134	232-4	494	6.3
Heyman	6	20	3-9	.333	4-5	.800	4	4	4-0	10	1.7
Ward	66	838	67-189	.354	39-60	.650	89	80	163-3	173	2.6
Warley	1	6	1-3	.333	0-0	---	2	0	1-0	2	2.0
Branson	5	14	1-6	.167	3-4	.750	9	1	4-0	5	1.0
Weiss	7	30	3-9	.333	0-0	---	7	4	10-0	6	0.9
76ERS	**80**	**19250**	**3650-8189**	**.446**	**2087-3141**	**.664**	**5014**	**1905**	**2094-39**	**9387**	**117.3**
OPPONENTS	**80**	**19250**	**3449-8162**	**.423**	**2115-2872**	**.736**	**4786**	**1786**	**2101-42**	**9013**	**112.7**

1965-66 GAME-BY-GAME RESULTS

DATE	W/L	76ERS	OPP		TEAM
10/16	W	133	101		at Baltimore
10/23	W	120	103		Detroit
10/30	W	134	114		Cincinnati
11/03	L	100	110		at Detroit
11/04	L	119	121		San Francisco at NY
11/05	W	133	115		San Francisco
11/06	L	91	101		at Boston
11/09	W	118	110		Los Angeles
11/11	W	109	101		S.F. at Boston
11/12	W	123	114		Boston
11/13	W	127	119		at New York
11/16	W	107	98		St. Louis at NY
11/17	L	115	131		at Cincinnati
11/19	L	124	134		Baltimore
11/20	L	112	117		at Baltimore
11/21	W	110	104		at Los Angeles
11/24	L	124	127		at Los Angeles
11/26	W	132	120		at San Francisco
11/27	W	124	117		at San Francisco
11/30	L	108	129		Baltimore at NY
12/03	W	119	103		at Boston
12/06	W	116	107		L.A at Charlotte
12/08	L	127	129		at Baltimore
12/10	L	114	116		Detroit
12/11	W	135	132	*	Cincinnati at Syra.
12/14	L	109	112		at Cincinnati
12/15	W	122	108		at Los Angeles
12/17	W	127	117		at Los Angeles
12/18	W	120	116	*	at San Francisco
12/20	L	118	124		at San Francisco
12/26	W	121	107		San Francisco
12/28	W	102	93		Boston
12/29	W	113	112		at Detroit
12/30	L	113	130		at St. Louis
01/02	W	133	122		New York
01/04	W	129	127		at New York
01/06	W	133	127		Baltimore at Syra.
01/07	L	120	126		Los Angeles
01/08	L	105	115		at St. Louis
01/09	W	127	117		at St. Louis
01/12	L	111	129		at Detroit
01/14	W	112	100		Boston
01/16	L	122	137		at Boston
01/18	W	128	117		Baltimore
01/19	W	110	93		Detroit at Boston
01/21	W	109	98		New York
01/23	W	104	98		at St. Louis
01/24	W	110	107		St. Louis at Memphis
01/25	W	110	106		Los Angeles at N.Y.
01/28	W	125	103		Cincinnati
01/30	W	117	98		Detroit
02/02	L	89	96		St. Louis at Greens.
02/05	L	113	120		at New York
02/06	L	99	100		at Boston
02/07	W	132	125		Los Angeles
02/08	L	123	136		at New York
02/09	W	108	91		at Detroit
02/11	W	113	94		Cincinnati
02/12	L	83	85		Boston at Syracuse
02/14	W	149	123		Detroit at Charlotte
02/15	W	121	109		St. Louis at Pitt.
02/17	W	136	121		at Los Angeles
02/19	W	123	119		at San Francisco
02/21	L	107	113		Cincinnati at Dayton
02/22	W	117	112		Detroit at New York
02/23	L	115	119		at Baltimore
02/25	W	130	124		New York
02/26	W	114	98		Baltimore at NY
03/01	L	100	102		at Cincinnati
03/03	W	135	125		San Francisco
03/04	W	107	103		at Cincinnati
03/05	W	102	85		Boston
03/06	W	113	110		at Boston
03/08	W	112	106		St. Louis at N.Y.
03/09	W	123	115		St. Louis
03/12	W	134	126		New York
03/13	W	115	113		at New York
03/17	W	115	106		New York
03/19	W	127	121		Cincinnati
03/20	W	108	104		at Baltimore

** denotes overtime*

1966–67 SEASON STATISTICS

RECORD: 68-13 (.840) **HOME: 28-2** **AWAY: 27-9** **NEUTRAL: 14-3** **1ST EASTERN DIVISION**

PLAYER	G	MIN	FG-FGA	PCT	FT-FTA	PCT	REB	AST	PF-DQ	PTS	AVG
Chamberlain	81	3682	785-1150	.683	386-875	.441	1957	630	143-0	1956	24.1
Greer	80	3086	699-1524	.459	367-466	.788	422	303	302-5	1765	22.1
Walker	81	2691	561-1150	.488	445-581	.766	660	188	232-4	1567	19.3
Cunningham	81	2168	556-1211	.459	383-558	.686	589	205	260-2	1495	18.5
Jones	81	2249	423-982	.431	223-266	.838	265	303	246-6	1069	13.2
Jackson	81	2377	386-882	.438	198-261	.759	724	114	276-6	970	12.0
Costello	49	976	130-293	.444	120-133	.902	103	140	141-2	380	7.8
Gambee	63	757	150-345	.435	107-125	.856	197	42	143-5	407	6.5
Melchionni	73	692	138-353	.391	39-60	.650	98	98	73-0	315	4.3
Guokas	69	808	79-203	.389	49-81	.605	83	105	82-0	207	3.0
Weiss	6	29	5-10	.500	2-5	.400	3	10	8-0	12	2.0
76ERS	**81**	**19515**	**3912-8103**	**.483**	**2319-3411**	**.680**	**5101**	**2138**	**1906-30**	**10143**	**125.2**
OPPONENTS	**81**	**19515**	**3785-8929**	**.424**	**1808-2439**	**.741**	**4748**	**1878**	**2266-46**	**9378**	**115.8**

1966-67 GAME-BY-GAME RESULTS

DATE	W/L	76ERS	OPP		TEAM
10/15	W	128	112		New York
10/21	W	119	110		St. Louis
10/22	W	141	112		at Baltimore
10/25	W	130	110		Baltimore
10/29	W	138	96		Boston
11/03	W	120	108		St. Louis at Pitt.
11/04	W	134	129		San Francisco
11/05	L	87	105		at Boston
11/08	W	118	100		Detroit at New York
11/11	W	126	113		Chicago
11/12	W	112	98		at Cincinnati
11/13	W	132	126		at Chicago
11/15	W	113	109		at New York
11/16	W	117	108		New York
11/18	W	145	120		Chicago at Boston
11/19	W	134	110		Cincinnati
11/23	L	106	111		at Cincinnati
11/24	W	140	123		San Francisco
11/25	W	129	115		at Baltimore
11/26	W	131	123		Detroit
11/29	W	137	116		St. Louis
11/30	W	128	119		at Detroit
12/02	W	138	130		Los Angeles
12/03	W	137	120		at Baltimore
12/06	W	129	119		Chicago
12/07	W	117	103		at Chicago
12/09	W	112	107		New York
12/10	W	133	123		at St. Louis
12/11	L	103	117		at Boston
12/13	W	127	112		at New York
12/16	W	124	113		St. Louis
12/17	W	120	105		Detroit at Syracuse
12/21	W	129	123		at Los Angeles
12/22	W	116	114		at San Francisco
12/23	W	118	107		at Los Angeles
12/26	W	134	118		Cincinnati
12/28	W	113	108		Boston
12/30	W	137	113		Detroit at Ft. Wayne
01/03	W	148	142	*	at New York
01/04	W	136	115		Chicago
01/05	L	104	112		New York at Pitt.
01/06	W	121	115	*	Baltimore
01/08	W	117	108		at Chicago
01/13	W	125	107		St. Louis
01/15	W	110	95		at Boston
01/17	W	119	111		New York
01/18	W	113	105		at Detroit
01/19	W	127	102		Chicago at Pitt.
01/20	W	119	108		Los Angeles
01/23	W	112	105		St. Louis at Memphis
01/24	L	106	118		Boston
01/27	W	110	107		Cincinnati
01/29	L	108	114		at St. Louis
02/01	L	133	143		at Los Angeles
02/02	L	120	137		S.F. at Oakland
02/04	W	140	127		S.F. at Oakland
02/05	W	130	123		at Los Angeles
02/07	W	126	123		S.F. at Pitt.
02/08	W	118	106		at Cincinnati
02/10	W	148	131		Los Angeles
02/11	L	133	139		at Baltimore
02/12	L	112	113		at Boston
02/13	W	131	123		Cincinnati
02/15	W	127	121		at Detroit
02/17	W	127	118		Cincinnati at Cle.
02/19	W	123	122		at St. Louis
02/24	W	149	118		Baltimore at Pitt.
02/28	W	127	107		Cincinnati at Syra.
03/01	L	122	129		Chicago at Evans.
03/02	W	136	128		San Francisco
03/03	W	129	103		Detroit at Boston
03/05	W	131	106		Detroit
03/06	W	119	117		Los Angeles at Pitt.
03/08	W	115	113	*	at Boston
03/11	L	114	116		Boston
03/12	W	131	120		at New York
03/14	W	139	110		at San Francisco
03/15	W	138	123		at Los Angeles
03/16	L	131	145		at San Francisco
03/18	W	135	119		Baltimore
03/19	W	132	129		at Baltimore

** denotes overtime*

1967–68 SEASON STATISTICS

RECORD: 62-20 (.756) **HOME: 27-8** **AWAY: 25-12** **NEUTRAL: 10-0** **1ST EASTERN DIVISION**

PLAYER	G	MIN	FG-FGA	PCT	FT-FTA	PCT	REB	AST	PF-DQ	PTS	AVG
Chamberlain	82	3836	819-1377	.595	354-932	.380	1952	702	160-0	1992	24.3
Greer	82	3263	777-1626	.478	422-549	.769	444	372	289-6	1976	24.1
Cunningham	74	2076	516-1178	.438	368-509	.723	562	187	260-3	1400	18.9
Walker	82	2623	539-1172	.460	387-533	.726	607	157	252-3	1465	17.9
Jones	77	2058	413-1040	.397	159-202	.787	219	245	225-5	985	12.8
Jackson	82	2570	401-927	.433	166-231	.719	872	139	287-6	968	11.8
Green	35	367	69-150	.460	39-83	.470	122	21	51-0	177	5.1
Costello	28	492	67-148	.453	67-81	.827	51	68	62-0	201	7.2
Guokas	82	1612	190-393	.483	118-152	.776	185	191	172-0	498	6.1
Melchionni	71	758	146-336	.435	33-47	.702	104	105	75-0	325	4.6
Filipek	19	73	18-47	.383	7-14	.500	25	7	12-0	43	2.3
76ERS	**82**	**19780**	**3965-8414**	**.471**	**2121-3338**	**.635**	**5154**	**2197**	**1851-23**	**10051**	**122.6**
OPPONENTS	**82**	**19780**	**3815-8857**	**.431**	**1716-2338**	**.734**	**4815**	**2051**	**2201-36**	**9346**	**114.0**

1967-68 GAME-BY-GAME RESULTS

DATE	W/L	76ERS	OPP		TEAM
10/18	W	103	87		Los Angeles
10/21	W	116	111		Detroit
10/24	W	124	102		Detroit at New York
10/25	W	117	114		New York
10/27	W	132	115		Seattle
10/28	L	95	104		at Boston
11/01	W	136	111		Baltimore
11/04	W	117	110		San Francisco
11/07	W	130	105		at San Diego
11/08	W	129	114		at San Diego
11/10	L	104	123		at San Francisco
11/11	W	115	111		at Los Angeles
11/14	W	122	102		Cincinnati
11/15	L	120	123		at Detroit
11/17	W	125	117		St. Louis at Balt.
11/18	L	111	116		Boston
11/22	L	113	115		at St. Louis
11/23	W	128	117		San Diego
11/24	W	122	104		at Chicago
11/25	L	114	119		Chicago
11/28	W	110	108		at New York
11/29	L	95	113		San Francisco
12/01	W	133	109		Seattle at Boston
12/02	W	130	121		Baltimore
12/05	L	122	128	*	Los Angeles
12/06	W	108	107		at Cincinnati
12/08	W	117	109		New York
12/09	W	123	109		at Baltimore
12/12	W	118	107		Seattle at New York
12/14	L	101	102		at Boston
12/15	W	107	98		St. Louis
12/16	W	143	123		at Chicago
12/17	W	139	124		at Seattle
12/20	W	160	122		at Seattle
12/25	W	108	105		at Baltimore
12/26	W	126	121		Cincinnati
12/27	W	114	105		at New York
12/29	W	133	123		Boston
12/30	W	122	107		Detroit at Syracuse
01/03	L	115	129		New York
01/05	W	125	113		Los Angeles
01/06	W	107	96		at St. Louis
01/07	L	118	134		at Cincinnati
01/10	L	122	134		St. Louis
01/12	W	133	116		Baltimore
01/13	W	115	106		at Detroit
01/17	L	116	125		at Los Angeles
01/19	L	120	131		at San Francisco
01/20	W	135	111		at Chicago
01/25	W	123	108		at Detroit
01/26	W	123	113		Cincinnati
01/28	L	103	115		at Boston
01/30	W	125	118		Boston
02/02	W	131	121		Detroit
02/03	W	133	121		at Baltimore
02/04	W	141	117		San Francisco
02/07	W	125	103		San Diego at Boston
02/09	W	118	113		Chicago
02/10	L	97	115		at New York
02/11	W	119	93		St. Louis at Miami
02/13	W	112	105		at San Francisco
02/14	W	149	125		Seattle
02/16	W	124	108		at San Diego
02/17	W	135	134	**	at Los Angeles
02/18	L	106	111		at San Diego
02/20	W	140	108		Seattle
02/23	W	138	117		Detroit
02/25	W	126	119		at St. Louis
02/27	W	127	107		San Francisco
03/03	W	133	127		at Boston
03/05	W	134	103		San Diego
03/06	L	106	108		at Cincinnati
03/07	W	125	117		Cincinnati at Clev.
03/08	W	101	96		Boston
03/10	W	119	108		at New York
03/12	W	139	115		Chicago at N.Y.
03/13	L	120	130		New York
03/15	W	122	115		Baltimore
03/16	W	144	122		at Chicago
03/18	W	158	128		Los Angeles
03/19	L	130	131	*	Cincinnati
03/20	W	137	119		at Baltimore

** denotes overtime*
*** denotes double-overtime*

1968–69 SEASON STATISTICS

RECORD: 55-27 (.671) **HOME: 26-8** **AWAY: 24-16** **NEUTRAL: 5-3** **2ND EASTERN DIVISION**

PLAYER	G	MIN	FG-FGA	PCT	FT-FTA	PCT	REB	AST	PF-DQ	PTS	AVG
Cunningham	82	3345	739-1736	.426	556-754	.737	1050	287	329-10	2034	24.8
Greer	82	3311	732-1595	.459	432-543	.796	435	414	294-8	1896	23.1
Walker	82	2753	554-1145	.484	369-459	.804	640	144	244-0	1477	18.0
Jackson	25	840	145-332	.437	69-97	.711	286	54	102-3	359	14.4
Clark	82	2144	444-928	.478	219-314	.697	265	296	188-1	1107	13.5
Jones	81	2340	432-1005	.430	207-256	.809	251	292	280-5	1071	13.2
Imhoff	82	2360	279-593	.470	194-325	.597	792	218	310-12	752	9.2
Wilson	38	552	81-182	.445	60-84	.714	216	32	87-1	222	5.8
Green	74	795	146-282	.518	57-125	.456	330	47	110-1	349	4.7
Halimon	50	350	88-196	.449	10-32	.313	86	18	34-0	186	3.7
Guokas	72	838	92-216	.426	54-81	.667	94	104	121-1	238	3.3
Raymond	27	177	22-64	.344	11-17	.647	68	8	46-2	55	2.0
76ERS	**82**	**19805**	**3754-8274**	**.454**	**2238-3087**	**.725**	**4513**	**1914**	**2145-44**	**9746**	**118.9**
OPPONENTS	**82**	**19805**	**3629-7972**	**.455**	**2074-2957**	**.701**	**4714**	**2030**	**2145-40**	**9332**	**113.8**

1968-69 GAME-BY-GAME RESULTS

DATE	W/L	76ERS	OPP		TEAM
10/18	W	114	96		Los Angeles (NBA)
10/19	W	124	121		at Baltimore
10/22	L	114	117		at New York (NBA)
10/25	L	122	132		at Detroit
10/26	W	122	118		Chicago
11/01	L	99	118		at Boston
11/02	L	113	119		Cincinnati
11/09	W	114	94		Seattle
11/11	W	127	117		Seattle at Boston
11/15	W	116	115		at Atlanta
11/16	W	136	92		Milwaukee
11/19	W	126	110		Phoenix at N.Y.
11/22	W	121	110		Baltimore
11/23	W	120	105		at Cincinnati
11/24	L	128	135	*	at San Diego
11/26	W	126	119		at Phoenix
11/28	W	122	107		Los Angeles (NBA)
11/30	L	113	117	*	Boston
12/04	W	110	99		San Diego
12/05	W	109	92		at Chicago
12/06	W	121	112		at Milwaukee
12/07	W	140	106		Detroit
12/08	W	122	117		Milwaukee at Syr.
12/10	L	120	132		San Diego at NY
12/11	W	143	123		Phoenix
12/14	W	137	91		San Francisco
12/15	W	110	104		New York (NBA)
12/17	W	145	128		at Phoenix
12/18	W	115	111		at Seattle
12/20	W	116	109		at San Diego
12/21	L	94	109		at San Francisco
12/22	L	99	102		at L.A. (NBA)
12/25	L	109	110		at New York (NBA)
12/26	W	125	120		Baltimore
12/28	W	128	123		at Cincinnati
12/31	W	128	107		at Milwaukee
01/03	W	130	101		Los Angeles (NBA)
01/04	L	112	117		at Baltimore
01/05	W	126	119		Detroit
01/07	L	114	117		at Detroit
01/08	W	112	111		Atlanta
01/11	L	101	111		Boston
01/17	W	129	124		San Diego
01/19	L	97	98		San Francisco
01/22	W	140	137	**	New York (NBA)
01/24	W	120	111		at Boston
01/25	W	124	106		Detroit
01/26	W	119	115		at Atlanta
01/28	L	88	121		at New York (NBA)
01/29	W	119	96		Atlanta
01/30	L	115	116		Cincinnati at Syra.
01/31	L	105	108		Baltimore
02/01	W	112	104		Chicago
02/04	L	116	125		at Phoenix
02/05	W	119	115		at Seattle
02/07	W	109	106		at L.A. (NBA)
02/09	L	117	122	*	at Boston
02/11	W	129	112		Cincinnati at Clev.
02/14	L	111	127		San Francisco
02/16	W	127	102		Boston
02/18	W	125	113		at San Diego
02/19	L	117	134		at San Francisco
02/21	W	115	109		at Seattle
02/22	W	129	122		at San Francisco
02/23	W	125	121		at L.A. (NBA)
02/25	W	120	119		at Cincinnati
02/26	W	104	97		Phoenix
02/27	L	123	126		Detroit at Syracuse
02/28	W	123	102		Milwaukee at Boston
03/02	W	126	112		at Detroit
03/03	W	143	132		at Milwaukee
03/04	L	113	114		at Chicago
03/06	L	99	138		at Atlanta
03/07	W	131	113		Chicago
03/09	W	110	101		New York (NBA)
03/11	L	101	121		at New York (NBA)
03/12	L	117	126		Boston
03/13	W	113	106		at Chicago
03/15	W	122	120		Atlanta
03/19	W	136	115		Seattle
03/22	W	116	108		at Baltimore
03/24	L	119	125		Cincinnati

** denotes overtime*
*** denotes double-overtime*

1969–70 SEASON STATISTICS

RECORD: 42-40 (.512) **HOME: 22-16** **AWAY: 16-22** **NEUTRAL: 4-2** **4TH EASTERN DIVISION**

PLAYER	G	MIN	FG-FGA	PCT	FT-FTA	PCT	REB	AST	PF-DQ	PTS	AVG
Cunningham	81	3194	802-1710	.469	510-700	.729	1101	352	331-15	2114	26.1
Greer	80	3024	705-1551	.455	352-432	.815	376	405	300-8	1762	22.0
Clark	76	2772	594-1198	.496	311-396	.785	301	380	201-2	1499	19.7
Imhoff	79	2474	430-796	.540	215-331	.650	754	211	294-7	1075	13.6
Washington	79	2459	401-842	.476	204-273	.747	734	104	262-5	1006	12.7
Jones	78	1740	366-851	.430	190-226	.841	173	276	210-2	922	11.8
Hetzel	63	757	156-323	.483	71-85	.835	207	44	110-3	383	6.1
Guokas	80	1558	189-416	.454	106-149	.711	216	222	201-0	484	6.1
Jackson	37	583	71-181	.392	60-81	.741	198	50	80-0	202	5.5
Wilson	67	836	118-304	.388	122-172	.709	317	52	145-3	358	5.3
Ogden	47	357	82-172	.477	27-39	.692	86	31	62-2	191	4.1
Scholz	1	1	1-1	1.000	0-0	---	0	0	0-0	2	2.0
76ERS	**82**	**19755**	**3915-8345**	**.469**	**2168-2884**	**.752**	**4463**	**2127**	**2196-47**	**9998**	**121.9**
OPPONENTS	**82**	**19755**	**3679-8183**	**.450**	**2360-3185**	**.741**	**4544**	**2097**	**2106-40**	**9718**	**118.5**

1969-70 GAME-BY-GAME RESULTS

DATE	W/L	76ERS	OPP		TEAM
10/17	W	131	126		Los Angeles (NBA)
10/18	W	134	123		at Cincinnati
10/22	W	122	119		Phoenix
10/25	L	98	109		Cincinnati
10/29	W	129	105		at Baltimore
10/31	L	125	129	*	Milwaukee
11/01	L	123	131		Boston
11/04	W	113	109		Chicago at Balt.
11/05	L	130	139		Baltimore
11/07	L	128	134	**	at Detroit
11/08	L	117	125		Seattle
11/11	L	107	124		at Atlanta
11/13	W	124	110		at Phoenix
11/15	L	136	146		at Seattle
11/16	L	125	138		at Los Angeles (NBA)
11/18	L	119	127		at Chicago
11/19	L	116	125		San Diego
11/21	L	94	98		New York (NBA)
11/22	W	132	116		at Atlanta
11/26	W	135	114		at Boston
11/28	W	110	91		Detroit
11/29	W	129	111		at Milwaukee
11/30	L	107	115		at Cincinnati
12/02	L	114	122		Milwaukee
12/05	W	105	104		at Boston
12/06	W	120	102		Cincinnati
12/09	W	123	99		Los Angeles (NBA)
12/10	L	121	122		at Cincinnati
12/12	W	125	111		Detroit
12/13	W	100	93		at New York (NBA)
12/14	W	126	121		Chicago
12/16	W	141	119		at Phoenix
12/19	L	116	123		at Seattle
12/20	W	122	109		at San Francisco
12/21	L	117	133		at Los Angeles (NBA)
12/25	L	113	121		at Baltimore
12/26	W	141	121		San Francisco
12/27	L	107	112		at Atlanta
12/28	W	138	112		San Fran. at Syra.
12/31	W	129	109		Chicago
01/02	W	121	117		Atlanta
01/04	W	130	120		Boston
01/09	L	132	135		Seattle

DATE	W/L	76ERS	OPP	TEAM
01/10	L	117	119	Phoenix at Balt.
01/12	L	113	117	at Chicago
01/13	W	136	105	Atlanta
01/14	L	110	122	Seattle at Boston
01/16	W	127	105	San Francisco
01/18	W	141	116	Cincinnati
01/23	W	133	118	Baltimore
01/24	L	111	112	at Baltimore
01/25	W	159	131	San Diego
01/26	W	122	103	at Milwaukee
01/28	L	100	112	at Boston
01/30	L	100	104	New York (NBA)
02/01	L	112	113	Los Angeles (NBA)
02/03	L	123	131	at Phoenix
02/06	W	129	124	at San Diego
02/07	W	115	111	at San Francisco
02/08	L	117	118	at Seattle
02/10	L	131	139	Milwaukee
02/13	L	106	151	New York (NBA)
02/14	L	114	116	at New York (NBA)
02/15	W	159	125	Phoenix
02/19	W	133	114	Detroit at Syracuse
02/20	L	119	126	at Chicago
02/21	W	112	110	at Detroit
02/22	L	116	136	at Cincinnati
02/25	W	122	105	Detroit
02/27	W	125	111	San Diego
03/01	W	104	99	Baltimore
03/03	L	116	127	at Milwaukee
03/06	W	150	134	Boston
03/07	L	104	111	New York (NBA)
03/08	W	133	116	at New York (NBA)
03/09	W	131	112	San Diego at Houston
03/13	L	117	128	at Los Angeles (NBA)
03/15	L	128	137	at San Diego
03/17	L	125	128	Atlanta
03/18	W	119	113	at Baltimore
03/20	L	112	138	Milwaukee
03/22	W	132	112	San Francisco

** denotes overtime*
*** denotes double-overtime*

1970–71 SEASON STATISTICS

RECORD: 47-35 (.573) **HOME: 24-15** **AWAY: 21-18** **NEUTRAL: 2-2** **2ND ATLANTIC DIVISION**

PLAYER	G-GS	MIN	FG-FGA	PCT	FT-FTA	PCT	REB	AST	PF-DQ	PTS	AVG
Cunningham	81-80	3090	702-1519	.462	455-620	.734	946	395	328-5	1859	23.0
Clark	82-82	3245	662-1334	.496	422-536	.787	391	440	217-2	1746	21.3
Greer	81-69	3060	591-1371	.431	326-405	.805	364	369	289-4	1508	18.6
Washington	78-70	2501	395-829	.476	259-340	.762	747	97	258-6	1049	13.4
Howell	82-6	1589	324-686	.472	230-315	.730	441	115	234-2	878	10.7
Jones	41-13	962	168-418	.402	79-101	.782	64	128	110-1	415	10.1
Awtrey	70-38	1292	200-421	.475	104-157	.662	430	89	211-7	504	7.2
Jackson	79-40	1774	199-529	.376	131-189	.693	568	148	211-3	529	6.7
Dierking	53-5	714	122-306	.399	61-89	.685	227	59	109-1	305	5.8
Foster	66-6	888	145-360	.403	72-103	.699	147	61	113-3	362	5.5
Crawford	36-1	449	74-175	.423	32-72	.444	69	54	59-0	180	5.0
Anderson	5-0	27	1-6	.167	5-7	.714	11	4	7-0	7	1.4
Ogden	27-0	133	24-66	.364	18-26	.692	20	17	21-0	66	2.4
Henry	6-0	26	1-6	.167	5-7	.714	11	0	1-0	7	1.2
Guokas	1-0	5	0-0	---	0-0	---	1	0	0-0	0	0.0
76ERS	**82**	**19755**	**3608-8026**	**.450**	**2199-2967**	**.741**	**4437**	**1976**	**2168-34**	**9415**	**114.8**
OPPONENTS	**82**	**19755**	**3514-7806**	**.450**	**2260-3076**	**.735**	**4372**	**1970**	**2089-39**	**9288**	**113.3**

1970-71 GAME-BY-GAME RESULTS

DATE	W/L	76ERS	OPP		TEAM
10/14	W	110	107		Chicago
10/16	W	127	119		San Diego
10/17	W	123	105		at Cincinnati
10/20	W	98	89		at Buffalo
10/21	L	117	141		Los Angeles
10/23	W	127	122		at Los Angeles
10/24	L	111	116		at San Diego
10/28	W	111	108		at San Francisco
10/30	L	110	123		Baltimore
10/31	L	102	133		Boston
11/02	W	141	87		Cleveland
11/04	L	113	115		at Boston
11/06	W	118	112		Atlanta
11/07	W	134	128		Seattle
11/10	L	104	109		at Atlanta
11/11	W	119	107		at Baltimore
11/13	W	119	111		Buffalo
11/14	L	94	126		at New York (NBA)
11/17	W	113	91		at Detroit
11/18	W	113	106		New York (NBA)
11/20	L	112	120		Detroit
11/21	L	119	125		Phoenix
11/22	L	115	125		at Atlanta
11/24	L	96	104		San Francisco
11/25	W	99	92		Buffalo at Boston
11/27	L	109	113		Cincinnati
11/30	W	104	98		Baltimore
12/01	L	91	107		at Chicago
12/04	L	122	128	*	at Milwaukee
12/05	W	131	106		at Cincinnati
12/08	L	104	107		Seattle
12/11	L	101	102		San Francisco
12/12	L	101	118		at New York (NBA)
12/15	W	122	98		San Diego
12/17	W	125	117		at Seattle
12/19	W	108	99		at San Francisco
12/20	W	134	132	*	at Portland
12/22	W	133	129	*	at Phoenix
12/25	W	105	100		Detroit
12/27	L	101	114		at Cleveland
12/29	W	124	113		at Buffalo
12/30	W	119	107		Milwaukee

DATE	W/L	76ERS	OPP	TEAM
01/02	L	120	125	Boston
01/05	W	97	92	San Francisco
01/08	L	117	123	Los Angeles
01/09	W	123	112	Phoenix
01/10	W	115	107	at Boston
01/14	L	103	108	at Chicago
01/15	W	99	96	Chicago
01/16	W	115	96	Cleveland
01/17	W	106	105	at San Diego
01/19	L	114	134	at Los Angeles
01/22	W	117	116	at Phoenix
01/24	W	145	119	at Seattle
01/26	W	129	122	Atlanta
01/29	L	118	142	Milwaukee
01/30	W	106	105	at New York (NBA)
01/31	L	126	132	at Boston
02/02	W	108	105	Boston
02/05	L	102	114	at Chicago
02/06	W	118	109	at Cincinnati
02/07	W	127	99	New York (NBA)
02/12	L	109	118	at Detroit
02/14	L	103	112	Baltimore
02/17	L	114	119	Milwaukee at NY
02/19	W	118	104	at Los Angeles
02/20	W	118	105	at Portland
02/21	L	128	135	at Seattle
02/23	W	119	113	Portland
02/26	L	94	108	Phoenix
02/28	W	131	121	Cincinnati
03/01	L	103	127	at Milwaukee
03/02	L	103	111	San Diego
03/03	W	120	104	Portland at Boston
03/05	W	121	116	New York (NBA)
03/06	W	121	115	Detroit
03/09	W	124	113	at Cleveland
03/14	L	101	108	at Atlanta
03/16	L	125	130	Atlanta
03/19	W	147	127	Cincinnati
03/20	L	112	124	at Baltimore
03/21	W	120	108	Baltimore

** denotes overtime*

1971–72 SEASON STATISTICS

RECORD: 30-52 (.366) **HOME: 14-23** **AWAY: 14-26** **NEUTRAL: 2-3** **3RD ATLANTIC DIVISION**

PLAYER	G-GS	MIN	FG-FGA	PCT	FT-FTA	PCT	TOT	AST	PF-DQ	PTS	AVG
Clark	1-1	42	11-16	.688	7-11	.636	3	7	3-0	29	29.0
Cunningham	75-75	2900	658-1428	.461	428-601	.712	918	443	295-12	1744	23.3
Rule	60-53	1987	416-934	.445	203-292	.695	479	110	162-4	1035	17.3
Carter	77-49	2147	440-991	.444	179-284	.630	307	199	235-4	1059	13.8
Bridges	64-62	2210	328-645	.509	191-272	.702	861	158	219-5	847	13.2
Loughery	74-29	1729	337-792	.426	258-312	.827	178	188	208-3	932	12.6
Foster	74-14	1699	347-837	.415	185-243	.761	276	90	184-3	879	11.9
Greer	81-53	2410	389-866	.449	181-234	.774	271	316	268-10	959	11.8
Washington	17-11	545	68-156	.436	55-67	.821	135	25	59-3	191	11.2
Wohl	79-32	1628	243-567	.429	156-206	.757	150	228	229-2	642	8.1
Jackson	63-22	1083	137-346	.396	92-133	.692	309	88	141-1	366	5.8
Henry	43-1	421	68-156	.436	51-73	.699	137	8	42-0	187	4.3
Awtrey	58-7	794	98-222	.441	49-76	.645	248	51	141-3	245	4.2
Jones	6-0	41	6-18	.333	7-10	.700	6	2	3-0	19	3.2
Yates	24-1	144	31-83	.373	7-11	.636	40	7	14-0	69	2.9
76ERS	**82**	**19780**	**3577-8057**	**.444**	**2049-2825**	**.725**	**4318**	**1920**	**2203-50**	**9203**	**112.2**
OPPONENTS	**82**	**19780**	**3614-7882**	**.459**	**2276-3063**	**.743**	**4427**	**2005**	**2059-33**	**9504**	**115.9**

1971-72 GAME-BY-GAME RESULTS

DATE	W/L	76ERS	OPP		TEAM
10/12	W	114	100		at Chicago
10/14	W	105	94		at Houston
10/16	W	104	102		at Atlanta
10/20	W	100	93		Seattle
10/23	L	88	110		Milwaukee
10/24	W	111	93		at Cleveland
10/27	W	120	106		Cleveland
10/29	L	135	137	**	Phoenix
10/30	W	108	101		at New York (NBA)
11/03	L	100	124		at Cincinnati
11/06	W	101	96		Atlanta
11/10	L	103	143		Los Angeles
11/12	W	115	101		Detroit
11/13	L	105	111		at Baltimore
11/14	L	114	125		Milwaukee at NY
11/17	L	112	118		Houston
11/19	L	104	148		Chicago
11/21	L	117	127		at Seattle
11/23	L	107	128		at Phoenix
11/24	L	108	109		at Houston
11/25	W	112	111		at Golden State
11/27	W	116	93		Portland
11/28	L	120	124		at Cleveland
12/01	W	102	98		Seattle
12/03	L	116	131		Los Angeles
12/04	L	109	126		at Atlanta
12/08	W	115	109		at Cincinnati
12/10	L	106	113	*	Cincinnati
12/11	W	118	111		at Detroit
12/14	L	110	117		at Buffalo
12/16	L	93	113		at Golden State
12/17	L	126	127		at Portland
12/19	L	132	154		at Los Angeles
12/21	L	119	124		at Phoenix
12/25	L	114	117		Baltimore
12/27	W	121	112		at Buffalo
12/28	L	116	120		Boston
12/29	L	102	103		Cleveland at Hershey
12/31	L	119	131		at Boston
01/02	W	148	119		at Cleveland
01/04	W	131	127		at Detroit
01/05	L	107	139		Chicago
01/07	W	117	113		New York (NBA)
01/08	W	130	119		Phoenix
01/12	L	109	111		Buffalo
01/14	L	121	135		Los Angeles
01/15	W	131	121		at Detroit
01/16	L	116	124		at Atlanta
01/21	W	136	122		Portland at Hershey
01/22	L	106	113		Golden State
01/26	W	113	102		Cincinnati
01/28	L	118	127		Milwaukee
01/30	L	114	130		at Boston
02/02	W	119	104		Buffalo
02/04	L	113	118		Detroit
02/05	L	104	112		at New York (NBA)
02/06	L	107	109		New York (NBA)
02/08	L	108	120		at Phoenix
02/10	L	112	121		at Golden State
02/11	L	106	110		at Portland
02/14	L	116	130		Houston
02/16	W	126	116		Cleveland
02/18	W	132	126		at Milwaukee
02/19	L	105	121		Baltimore
02/21	L	101	102		at Baltimore
02/22	L	88	119		at Chicago
02/25	W	114	110		Atlanta at Hershey
03/01	W	108	99		Buffalo
03/03	L	81	94		Milwaukee
03/04	L	115	118	*	at New York (NBA)
03/05	W	100	98		New York (NBA)
03/07	L	97	114		at Los Angeles
03/09	W	128	123		at Seattle
03/12	L	112	121		at Houston
03/14	L	105	108		at Buffalo
03/15	L	115	120		Boston
03/17	L	111	127		Boston at Hershey
03/19	W	115	100		Seattle
03/21	L	111	117		Atlanta
03/22	L	106	113		at Boston
03/24	L	99	116		Chicago
03/25	L	115	116		Golden State

** denotes overtime*
*** denotes double-overtime*

1972–73 SEASON STATISTICS

RECORD: 9-73 (.110) **HOME: 5-26** **AWAY: 2-35** **NEUTRAL: 2-11** **4TH ATLANTIC DIVISION**

PLAYER	G-GS	MIN	FG-FGA	PCT	FT-FTA	PCT	TOT	AST	PF-DQ	PTS	AVG
Carter	81-75	2993	679-1614	.421	259-368	.704	485	349	252-8	1617	20.0
Block	48-48	1558	311-706	.441	236-302	.781	442	94	173-4	858	17.9
Van Arsdale	30-30	1029	195-496	.393	140-168	.833	185	62	101-1	530	17.7
Bridges	10-10	376	47-125	.376	46-65	.708	122	23	35-0	140	14.0
Loughery	32-21	955	169-427	.396	107-130	.823	113	148	104-0	445	13.9
Ellis	69-69	2444	410-929	.441	125-156	.801	744	136	186-2	945	13.7
Leaks	82-63	2530	377-933	.404	144-200	.720	677	95	191-5	898	11.0
Boyd	82-49	2351	362-923	.392	136-200	.680	210	301	184-1	860	10.5
Trapp	39-11	854	168-408	.412	83-112	.741	186	47	140-4	419	10.7
May	26-0	602	128-290	.441	53-62	.855	143	43	80-1	309	11.9
Halliburton	31-0	549	122-280	.436	50-66	.758	82	68	78-1	294	9.5
Greer	38-17	848	91-232	.392	32-39	.821	106	111	76-1	214	5.6
Sorenson	48-0	626	113-248	.456	59-79	.747	173	31	91-0	285	5.9
Schlueter	78-10	1136	166-317	.524	86-123	.699	354	103	166-0	418	5.4
Price	57-5	751	125-301	.415	38-47	.809	117	71	106-0	288	5.1
Awtrey	3-2	37	3-7	.429	1-4	.250	14	2	8-0	7	2.3
Counts	7-0	47	5-16	.313	0-0	---	16	3	8-0	10	1.4
Green	5-0	32	0-11	.000	3-9	.333	3	0	3-0	3	0.6
Rule	3-0	12	0-1	.000	0-0	---	2	1	2-0	0	0.0
76ERS	**82**	**19730**	**3471-8264**	**.420**	**1598-2130**	**.750**	**4174**	**1688**	**1984-28**	**8540**	**104.1**
OPPONENTS	**82**	**19730**	**3882-8215**	**.473**	**1767-2358**	**.749**	**4683**	**2239**	**1885-21**	**9531**	**116.2**

1972-73 GAME-BY-GAME RESULTS

DATE	W/L	76ERS	OPP		TEAM
10/10	L	89	95		at Chicago
10/11	L	100	105		Seattle
10/13	L	101	104		Buffalo
10/17	L	114	122		at Buffalo
10/21	L	88	111		at New York (NBA)
10/23	L	85	105		at Boston
10/25	L	108	113		Cleveland
10/28	L	92	96		Milwaukee
10/31	L	116	126		at Cleveland
11/01	L	104	108		Houston
11/03	L	101	114		Kansas City-Omaha
11/04	L	120	128		at Atlanta
11/05	L	113	131		at Milwaukee
11/08	L	107	125		at Kansas City
11/10	L	106	125		New York (NBA)
11/11	W	114	112		Houston at S.A.
11/12	L	108	119		at Phoenix
11/16	L	106	128		at Golden State
11/17	L	92	105		at Seattle
11/19	L	95	135		at Los Angeles
11/24	L	96	105		Buffalo at Hershey
11/25	L	106	117		Portland
11/28	W	101	94		at Buffalo
11/29	L	91	139		New York (NBA)
12/01	L	99	105		Boston
12/02	L	120	131		at Boston
12/06	W	122	117		Kansas City-Omaha
12/07	L	102	117		Phoenix at Pitt.
12/08	L	102	118		Chicago
12/09	L	109	120		at New York (NBA)
12/12	L	102	123		at Baltimore
12/13	L	90	128		Los Angeles
12/16	L	103	126		Buffalo
12/20	L	113	141		at Detroit
12/22	L	103	116		at Houston
12/23	L	112	124		Atlanta at Pitt.
12/27	L	120	121		Atlanta
12/30	L	107	117		Boston at Prov.
01/02	L	110	114		at Buffalo
01/05	L	102	135		at Portland
01/06	L	79	111		at Golden State
01/07	W	85	82		at Seattle
01/09	L	110	126		at Chicago
01/10	L	96	120		Los Angeles
01/12	L	109	113	**	Cleveland at Pitt.
01/13	L	95	111		Boston
01/15	L	108	135		at Kansas City
01/16	L	92	108		at Milwaukee
01/17	L	105	122		Atlanta
01/19	L	94	110		Baltimore at Hershey
01/21	L	97	108		at Baltimore
01/26	L	100	105		at Cleveland
01/28	L	96	101		Buffalo
01/30	L	104	105		at Buffalo
01/31	L	115	131		Golden State
02/02	L	104	114		at Detroit
02/03	L	100	104		Boston
02/04	L	115	123		at Boston
02/06	L	117	123		Houston at S.A.
02/09	L	105	116		at Portland
02/10	L	121	126		at Phoenix
02/11	L	90	108		at Los Angeles
02/14	W	106	104		Milwaukee
02/16	W	119	106		Detroit
02/17	L	89	107		at New York (NBA)
02/18	W	114	98		New York (NBA)
02/23	L	116	138		Houston at S.A.
02/25	W	115	111		Portland
02/28	W	102	96		Baltimore
03/02	L	107	130		Atlanta
03/04	L	130	138		at Atlanta
03/07	L	94	120		New York (NBA)
03/09	L	84	104		Chicago at Hershey
03/10	L	96	106		Seattle
03/11	L	93	97		Golden State at Pitt.
03/14	L	114	120		Phoenix
03/17	L	115	120		Baltimore
03/18	L	118	129		at Baltimore
03/20	L	105	131		at Cleveland
03/21	L	109	112		Cleveland
03/23	L	112	132		Houston
03/25	L	96	115		Detroit at Pitt.

*** denotes double-overtime*

1973–74 SEASON STATISTICS

RECORD: 25-57 (.305) **HOME: 14-23** **AWAY: 8-30** **NEUTRAL: 2-4** **4TH ATLANTIC DIVISION**

PLAYER	G-GS	MIN	FG-FGA	PCT	FT-FTA	PCT	OFF	DEF	TOT	AST	PF-DQ	STL	BLK	PTS	AVG
Carter	78-78	3044	706-1641	.430	254-358	.709	82	289	371	443	276-4	113	23	1666	21.4
Van Arsdale	78-77	3041	614-1433	.428	298-350	.851	88	305	393	202	300-6	62	3	1526	19.6
Mix	82-82	2969	495-1042	.475	228-288	.792	305	559	864	152	305-9	212	37	1218	14.9
Jones	72-60	1876	263-622	.423	197-235	.838	71	113	184	230	116-0	85	18	723	10.0
Ellis	81-81	2831	326-722	.452	147-196	.750	292	598	890	189	224-2	86	87	799	9.9
Boyd	75-26	1818	286-712	.402	141-195	.723	16	77	93	249	173-1	60	9	713	9.5
Collins	25-0	436	72-194	.371	55-72	.764	7	39	46	40	65-1	13	2	199	8.0
Kimball	75-1	1592	216-456	.474	127-185	.686	185	367	552	73	199-1	49	23	559	7.5
May	56-5	812	152-367	.414	89-102	.873	25	111	136	63	137-0	25	8	393	7.0
Cannon	19-0	335	49-127	.386	19-28	.679	16	20	36	52	48-0	7	4	117	6.2
Bristow	55-0	643	108-270	.400	42-57	.737	68	99	167	92	68-1	29	1	258	4.7
Freeman	35-0	265	39-103	.379	28-41	.683	22	32	54	14	42-0	12	1	106	3.0
Rackley	9-0	68	5-13	.385	8-11	.727	5	17	22	0	11-0	3	4	18	2.0
76ERS	**82**	**19730**	**3331-7702**	**.432**	**1633-2118**	**.771**	**1182**	**2626**	**3808**	**1799**	**1964-25**	**756**	**220**	**8295**	**101.2**
OPPONENTS	**82**	**19730**	**3600-7685**	**.468**	**1617-2066**	**.783**	**1311**	**3107**	**4418**	**1930**	**1991-23**	**755**	**446**	**8817**	**107.5**

1973-74 GAME-BY-GAME RESULTS

DATE	W/L	76ERS	OPP		TEAM
10/10	L	88	104		Houston
10/13	L	106	111		Boston
10/16	W	106	101		at Houston
10/19	L	102	133		at Boston
10/20	L	110	116		at Buffalo
10/24	W	132	110		Portland
10/26	L	92	98		Milwaukee
10/27	L	90	96		at New York (NBA)
10/28	L	99	119		at Capital
11/03	L	84	112		Capital
11/07	W	122	115		Phoenix
11/09	W	94	91		New York (NBA)
11/10	L	97	120		at Atlanta
11/13	L	83	97		at Houston
11/15	L	94	116		at Phoenix
11/17	W	109	106		at Golden State
11/18	L	91	95		at Seattle
11/20	W	109	103		at Kansas City
11/21	W	103	90		at Kansas City
11/23	L	106	111		Golden State
11/25	L	96	105		at Milwaukee
11/28	W	101	96		Chicago
11/30	L	110	112		at Cleveland
12/01	W	108	106	*	Houston
12/05	L	75	89		Cleveland
12/06	L	98	103		at Chicago
12/07	L	102	113		Kansas City-Omaha
12/08	L	92	105		Milwaukee
12/12	L	93	100		Seattle
12/14	W	96	93		at Detroit
12/15	L	89	99		Detroit
12/19	W	101	98		at Phoenix
12/21	L	107	116		at Los Angeles
12/22	L	105	110		at Portland
12/26	L	118	145		at Atlanta
12/27	L	107	129		at Milwaukee
12/29	L	92	112		at New York (NBA)
12/31	L	97	106		at Boston
01/02	L	99	101		Houston
01/04	W	78	75		New York (NBA)
01/05	L	102	108	*	Boston at Prov.
01/09	W	90	86		Cleveland
01/11	W	121	100		Atlanta at Hershey
01/12	L	101	108		Los Angeles
01/13	L	94	96		at Cleveland
01/18	L	104	116		Seattle
01/20	W	129	112		Buffalo
01/22	L	109	119		at Buffalo
01/25	L	97	112		at Boston
01/26	L	98	122		at New York (NBA)
02/01	L	105	106		Boston at Hershey
02/02	L	89	105		Chicago
02/03	L	98	112		Buffalo at Toronto
02/06	L	98	114		Buffalo
02/08	W	104	84		Atlanta
02/09	L	75	108		at Capital
02/10	W	95	94		Capital
02/11	W	116	95		at Atlanta
02/13	L	106	129		Buffalo
02/15	W	92	89		Kansas City-Omaha
02/17	L	107	118		Detroit
02/20	L	98	115		at Houston
02/22	L	103	104		at Los Angeles
02/23	L	106	125		at Golden State
02/24	L	105	115		at Seattle
02/26	W	118	110		at Portland
03/01	L	93	110		Cleveland
03/02	L	99	103		Buffalo
03/06	W	112	99		Capital
03/08	L	96	106		Golden State
03/10	W	109	108		New York (NBA)
03/12	L	101	112		at Capital
03/13	L	100	121		Los Angeles
03/15	W	108	101		Phoenix at Hershey
03/16	L	127	146		Boston
03/17	L	99	115		at Cleveland
03/19	L	94	103		at Chicago
03/20	L	106	113		Portland
03/22	L	106	107		Atlanta
03/23	W	97	89		at Detroit
03/26	L	90	117		at New York (NBA)
03/27	W	117	108		Boston

** denotes overtime*

1974–75 SEASON STATISTICS

RECORD: 34-48 (.415) **HOME: 20-21** **AWAY: 13-24** **4TH ATLANTIC DIVISION**

PLAYER	G-GS	MIN	FG-FGA	PCT	FT-FTA	PCT	OFF	DEF	TOT	AST	PF-DQ	STL	TO	BLK	PTS	AVG
Carter	77-75	3046	715-1598	.447	256-347	.738	73	267	340	336	257-5	82	-	20	1686	21.9
Cunningham	80-73	2859	609-1423	.428	345-444	.777	130	596	726	442	270-4	91	-	35	1563	19.5
Collins	81-76	2820	561-1150	.488	331-392	.844	104	211	315	213	291-6	108	-	17	1453	17.9
Mix	46-46	1748	280-582	.481	159-205	.776	155	345	500	99	175-6	79	-	21	719	15.6
Van Arsdale	9-6	273	49-116	.422	28-41	.683	7	22	29	16	26-0	13	-	0	126	14.0
Ellis	82-69	2183	287-623	.461	72-99	.727	195	387	582	117	178-1	44	-	55	646	7.9
Boyd	66-13	1362	205-495	.414	55-115	.478	16	73	89	161	134-0	43	-	4	465	7.0
Bristow	72-3	1101	163-393	.415	121-153	.791	111	143	254	99	101-0	25	-	2	447	6.2
Lee	71-35	2279	164-391	.419	87-138	.630	264	423	687	97	260-9	29	-	16	415	5.8
Smith	54-0	538	131-321	.408	21-21	1.000	14	16	30	47	45-0	20	-	3	283	5.2
Norman	12-0	72	23-44	.523	2-3	.667	3	9	12	4	9-0	3	-	1	48	4.0
Durrett	27-0	270	35-88	.398	20-32	.625	21	41	62	10	42-0	4	-	4	90	3.3
Tschogl	39-14	623	53-148	.358	13-22	.591	52	59	111	30	80-2	25	-	25	119	3.1
Wesley	4-0	33	5-9	.556	2-4	.500	4	4	8	1	8-0	0	-	0	12	3.0
Catchings	37-0	528	41-74	.554	16-25	.640	49	104	153	21	82-1	10	-	60	98	2.6
Warbington	5-0	70	4-21	.190	2-2	1.000	2	6	8	16	16-0	0	-	0	10	2.0
76ERS	**82**	**19805**	**3325-7476**	**.445**	**1530-2043**	**.749**	**1200**	**2706**	**3906**	**1709**	**1974-34**	**576**	**1593**	**263**	**8180**	**99.8**
OPPONENTS	**82**	**19805**	**3445-7466**	**.461**	**1541-1979**	**.779**	**1167**	**2748**	**3915**	**1959**	**2036-26**	**742**	**1577**	**343**	**8431**	**102.8**

1974-75 GAME-BY-GAME RESULTS

DATE	W/L	76ERS	OPP		TEAM
10/18	W	112	99		New Orleans
10/19	W	99	86		at New York (NBA)
10/22	L	92	125		at Atlanta
10/24	W	102	89		at New Orleans
10/25	L	86	110		at Houston
10/30	L	99	104		Phoenix
11/01	L	98	114		at Boston
11/02	L	94	100		Detroit
11/06	W	105	90		Chicago
11/08	W	105	89		Portland
11/10	L	95	109		at Seattle
11/13	L	100	105		at Phoenix
11/15	L	99	105		at Los Angeles
11/16	W	106	102		at Golden State
11/20	L	95	105		New York (NBA)
11/21	L	95	99		at Buffalo
11/23	W	98	96		Boston
11/26	L	99	103		Buffalo
11/28	L	103	110		at Cleveland
11/29	L	119	121	*	Seattle
12/01	L	112	117		at Milwaukee
12/04	W	109	105		Kansas City-Omaha
12/06	L	88	96		New York (NBA)
12/07	W	116	112		Buffalo
12/10	L	91	101		at Buffalo
12/11	W	103	96		Houston
12/13	W	93	89	*	Milwaukee
12/14	L	93	100		at Detroit
12/17	W	113	109		at Boston
12/18	L	99	131		Boston
12/20	L	93	94		Golden State
12/21	L	101	117		at Washington
12/23	W	100	88		Atlanta
12/25	W	104	97		at New York (NBA)
12/26	L	91	92		at Chicago
01/03	W	107	95		at Kansas City
01/04	L	82	89		at Detroit
01/06	W	101	95		Buffalo
01/08	L	98	106		Los Angeles
01/10	W	102	94		Kansas City-Omaha
01/12	L	88	99		at Milwaukee
01/17	L	92	103		Washington
01/18	L	106	108		Cleveland
01/19	L	100	102		at Boston
01/21	W	101	95		at Phoenix
01/23	L	100	108		at Golden State
01/24	L	97	119		at Portland
01/26	W	103	97		at Los Angeles
01/29	W	98	92		New York (NBA)
01/31	L	97	101		Milwaukee
02/02	W	90	77		Houston
02/03	L	87	100		at Kansas City
02/04	W	111	105	*	at Buffalo
02/05	L	110	113	**	Los Angeles
02/07	W	98	95		at Boston
02/09	W	109	97		Chicago
02/12	L	102	105		Cleveland
02/14	W	103	101		Detroit
02/15	L	101	108		Golden State
02/18	L	85	103		at New Orleans
02/21	L	85	103		at Houston
02/23	W	114	100		at Seattle
02/25	L	77	99		at Portland
02/28	W	112	111		Seattle
03/01	W	100	94		at New York (NBA)
03/02	W	91	87		New York (NBA)
03/05	L	107	116		Boston
03/08	L	92	113		Washington
03/09	W	113	100		at Washington
03/12	W	91	88		Portland
03/14	W	108	97		Phoenix
03/15	W	96	88		at Cleveland
03/18	L	96	111		at Chicago
03/19	L	115	126		New Orleans
03/21	W	114	103		Atlanta
03/22	L	100	104		at Atlanta
03/25	L	103	118		at Buffalo
03/26	L	98	128		New York (NBA)
03/28	L	104	115		Buffalo
04/01	L	95	99		at New York (NBA)
04/04	L	97	108		at Buffalo
04/05	L	97	111		Boston

** denotes overtime*
*** denotes double-overtime*

1975–76 SEASON STATISTICS

RECORD: 46-36 (.561) **HOME: 34-7** **AWAY: 12-29** **3RD ATLANTIC DIVISION**

PLAYER	G-GS	MIN	FG-FGA	PCT	FT-FTA	PCT	OFF	DEF	TOT	AST	PF-DQ	STL	TO	BLK	PTS	AVG
McGinnis	77-77	2946	647-1552	.417	475-642	.740	260	707	967	359	334-13	198	-	41	1769	23.0
Collins	77-77	2995	614-1196	.513	372-445	.836	126	181	307	191	249-2	110	-	24	1600	20.8
Carter	82-81	2992	665-1594	.417	219-312	.702	113	186	299	372	286-5	137	-	13	1549	18.9
Mix	81-63	3039	421-844	.499	287-351	.818	215	447	662	216	288-6	158	-	29	1129	13.9
Cunningham	20-20	640	103-251	.410	68-88	.773	29	118	147	107	57-1	24	-	10	274	13.7
Free	71-5	1121	239-533	.448	112-186	.602	64	61	125	104	107-0	37	-	6	590	8.3
Bryant	75-3	1203	233-552	.422	92-147	.626	97	181	278	61	165-0	44	-	23	558	7.4
Norman	65-1	818	183-422	.434	20-24	.833	51	50	101	66	87-1	28	-	7	386	5.9
Ellis	29-13	489	61-132	.462	17-28	.607	47	75	122	21	62-0	16	-	9	139	4.8
Lee	79-0	1421	123-282	.436	63-95	.663	164	289	453	59	188-0	23	-	27	309	3.9
Catchings	75-68	1731	103-242	.426	58-96	.604	191	329	520	63	262-6	21	-	164	264	3.5
Jones	16-1	157	19-38	.500	9-13	.692	0	9	9	31	25-0	4	-	0	47	2.9
Dawkins	37-1	165	41-82	.500	8-24	.333	15	34	49	3	40-1	2	-	9	90	2.4
Baskerville	21-0	105	8-26	.308	10-16	.625	13	15	28	3	32-0	6	-	5	26	1.2
Boyd	6-0	33	2-6	.333	1-2	.500	0	2	2	2	5-0	1	-	0	5	0.8
76ERS	**82**	**19855**	**3462-7752**	**.447**	**1811-2469**	**.733**	**1385**	**2684**	**4069**	**1658**	**2187-35**	**809**	**1707**	**367**	**8735**	**106.5**
OPPONENTS	**82**	**19855**	**3467-7737**	**.448**	**1780-2334**	**.763**	**1435**	**2717**	**4152**	**1849**	**2151-37**	**730**	**1781**	**342**	**8714**	**106.3**

1975-76 GAME-BY-GAME RESULTS

DATE	W/L	76ERS	OPP		TEAM
10/24	W	110	103		at Chicago
10/27	W	117	104		Los Angeles
10/31	L	87	92		Buffalo
11/01	L	98	110		at New York (NBA)
11/04	W	121	114		at Buffalo
11/05	W	115	82		Chicago
11/07	W	103	99		Phoenix
11/11	L	81	108		at Milwaukee
11/12	L	84	107		Milwaukee
11/14	W	119	109		at Boston
11/15	W	110	109	***	Washington
11/19	W	113	103		Kansas City
11/21	W	131	111		Portland
11/23	L	111	115		at Atlanta
11/25	W	109	108		Golden State
11/28	W	113	94		Seattle
11/29	L	98	99		at Houston
11/30	W	113	96		at New Orleans
12/03	W	102	94		New Orleans
12/05	W	99	97		New York (NBA)
12/06	W	98	84		at Kansas City
12/09	W	100	85		Cleveland
12/11	W	110	106		at Phoenix
12/12	L	102	114		at Los Angeles
12/14	L	105	114		at Seattle
12/16	W	105	98		at Portland
12/19	W	115	114	*	at Detroit
12/20	L	97	111		Boston
12/25	L	103	111		at New York (NBA)
12/26	W	96	95		Buffalo
12/27	L	105	130		at Buffalo
12/30	W	114	108		Detroit
01/02	W	112	101		Cleveland
01/03	L	104	119		at Washington
01/07	W	112	102		Milwaukee
01/08	L	105	115		at Cleveland
01/09	W	109	106		Los Angeles
01/11	W	118	107		Boston
01/14	W	100	95		New Orleans
01/16	L	110	118		at Boston
01/17	L	103	105		at Washington
01/20	W	111	108		at Milwaukee
01/23	L	92	104		at New York (NBA)
01/24	W	130	116		Atlanta
01/25	W	112	109		at Atlanta
01/27	L	116	127		at Houston
01/29	L	114	123		at Golden State
01/31	L	105	119		at Phoenix
02/01	L	82	103		at Los Angeles
02/06	L	87	92		Cleveland
02/08	W	100	97		Buffalo
02/10	W	85	84		at Chicago
02/11	W	118	106		Portland
02/13	W	134	109		Houston
02/14	L	97	101	*	at New York (NBA)
02/15	L	82	88		New York (NBA)
02/17	L	107	125		at Kansas City
02/20	L	92	111		at Seattle
02/22	L	93	94		at Golden State
02/24	W	106	102		at Portland
02/27	L	114	121		Golden State
02/29	W	130	115		Seattle
03/02	L	111	128		at Washington
03/03	W	123	110		Boston
03/05	W	123	112		Detroit
03/06	L	99	105		at Buffalo
03/10	W	125	108		Phoenix
03/12	W	109	107		Atlanta
03/17	W	108	101		Chicago
03/18	L	104	110		at Cleveland
03/20	L	96	103	*	Boston
03/21	L	100	108		at Boston
03/24	W	118	100		New York (NBA)
03/27	L	95	109		at Houston
03/28	L	107	110		at New Orleans
03/31	W	107	103		Buffalo
04/02	W	96	94		Washington
04/04	L	97	101		at Detroit
04/05	W	130	129	*	Houston
04/07	W	102	99		New Orleans
04/09	W	112	108		Kansas City
04/10	L	109	123		at Atlanta

** denotes overtime*
**** denotes triple-overtime*

1976–77 SEASON STATISTICS

RECORD: 50-32 (.610) **HOME: 32-9** **AWAY: 18-23** **1ST ATLANTIC DIVISION**

PLAYER	G-GS	MIN	FG-FGA	PCT	FT-FTA	PCT	OFF	DEF	TOT	AST	PF-DQ	STL	TO	BLK	PTS	AVG
Erving	82-77	2940	685-1373	.499	400-515	.777	192	503	695	306	251-1	159	-	113	1770	21.6
McGinnis	79-78	2769	659-1439	.458	372-546	.681	324	587	911	302	299-4	163	-	37	1690	21.4
Collins	58-47	2037	426-823	.518	210-250	.840	64	131	195	271	174-2	70	-	15	1062	18.3
Free	78-37	2253	467-1022	.457	334-464	.720	97	140	237	266	207-2	75	-	25	1268	16.3
Mix	75-9	1958	288-551	.523	215-263	.817	127	249	376	152	167-0	90	-	20	791	10.5
Bibby	81-80	2639	302-702	.430	221-282	.784	86	187	273	356	200-2	108	-	5	825	10.2
Carter	14-0	237	43-101	.426	10-19	.526	10	14	24	21	29-0	11	-	2	96	6.9
Jones	82-57	2023	215-424	.507	64-116	.552	190	476	666	92	301-3	43	-	200	494	6.0
Dawkins	59-0	684	135-215	.628	40-79	.506	59	171	230	24	129-1	12	-	49	310	5.3
Dunleavy	32-0	359	60-145	.414	34-45	.756	10	24	34	56	64-1	13	-	2	154	4.8
Bryant	61-0	612	107-240	.446	53-70	.757	45	72	117	48	84-1	36	-	13	267	4.4
Barnett	16-0	231	28-64	.438	10-18	.556	7	7	14	23	28-0	4	-	0	66	4.1
Catchings	53-25	864	62-123	.504	33-47	.702	64	170	234	30	130-1	23	-	78	157	3.0
Furlow	32-0	174	34-100	.340	16-18	.889	18	21	39	19	11-0	7	-	2	84	2.6
76ERS	**82**	**19780**	**3511-7322**	**.480**	**2012-2732**	**.736**	**1293**	**2752**	**4045**	**1966**	**2074-18**	**814**	**1915**	**561**	**9034**	**110.2**
OPPONENTS	**82**	**19780**	**3575-7920**	**.451**	**1561-2074**	**.753**	**1416**	**2448**	**3864**	**2012**	**2232-44**	**823**	**1769**	**371**	**8711**	**106.2**

1976-77 GAME-BY-GAME RESULTS

DATE	W/L	76ERS	OPP		TEAM
10/22	L	118	121		San Antonio
10/23	L	105	108		at Buffalo
10/26	W	111	101		at New Orleans
10/27	W	116	94		at Houston
10/30	W	104	80		New York Nets
11/04	W	101	96		at Golden State
11/05	L	104	146		at Portland
11/07	L	91	98		at Seattle
11/10	W	103	88		Chicago
11/12	W	143	104		Washington
11/13	W	114	109		at Washington
11/17	L	117	123		Indiana
11/19	W	100	95		New Orleans
11/20	W	123	106		at Atlanta
11/23	W	116	102		Boston
11/24	L	117	118		at Detroit
11/26	W	114	103		New York Knicks
11/27	L	104	111		at Cleveland
11/28	L	89	101		at Kansas City
12/01	W	114	102		Denver
12/03	L	112	121		Seattle
12/08	W	123	102		Buffalo
12/11	W	108	107		Portland
12/12	W	107	102		at Milwaukee
12/14	L	88	101		at Chicago
12/15	W	97	87		Phoenix
12/17	L	114	117		Golden State
12/18	W	97	93		at Indiana
12/21	L	94	108		at Denver
12/25	W	105	104		at New York Knicks
12/28	L	116	127		at San Antonio
12/29	L	91	93		at Houston
01/02	W	139	110		at New York Nets
01/05	W	117	94		Los Angeles
01/07	W	116	96		Cleveland
01/08	L	106	111		at Milwaukee
01/11	W	117	115		at Kansas City
01/12	W	102	97		Houston
01/14	W	111	106		Kansas City
01/16	W	97	76		New Orleans
01/19	W	114	94		Atlanta
01/22	W	109	94		Boston
01/23	W	91	83		at Boston
01/27	L	94	111		at Phoenix
01/28	L	104	117		at Los Angeles
01/30	W	107	101		at Denver
02/01	L	109	110		at Indiana
02/02	W	138	116		Detroit
02/04	L	112	113		New York Nets
02/06	W	102	97		Los Angeles
02/08	L	89	99		at Buffalo
02/09	W	107	104		Milwaukee
02/11	W	118	109		Indiana
02/16	W	117	113		Buffalo
02/18	L	96	102		Phoenix
02/20	W	112	111		Cleveland
02/25	L	102	104		at Los Angeles
02/27	W	93	85		at Seattle
03/01	L	107	108		at Portland
03/03	L	119	121	*	at Golden State
03/05	W	117	114		at New York Knicks
03/06	L	102	110		New York Knicks
03/08	L	98	99		at Atlanta
03/09	W	129	125	**	Denver
03/11	W	126	122		Seattle
03/13	L	102	106		Chicago
03/15	W	133	102		at Cleveland
03/16	W	109	100		Atlanta
03/18	W	124	104		Houston
03/20	W	111	104		at New York Nets
03/23	L	120	128		Golden State
03/25	W	113	110		San Antonio
03/27	W	128	116		Portland
03/29	W	119	113		at Chicago
03/30	W	115	112		Detroit
04/01	W	111	105	*	Kansas City
04/03	L	90	96		at Boston
04/05	W	119	109		at New Orleans
04/06	L	109	131		at San Antonio
04/08	L	112	116		at Detroit
04/09	W	125	93		Washington
04/10	L	121	131		at Washington

** denotes overtime*
*** denotes double-overtime*

1977–78 SEASON STATISTICS

RECORD: 55-27 (.671) **HOME: 37-4** **AWAY: 18-23** **1ST ATLANTIC DIVISION**

PLAYER	G-GS	MIN	FG-FGA	PCT	FT-FTA	PCT	OFF	DEF	TOT	AST	PF-DQ	STL	TO	BLK	PTS	AVG
Erving	74-68	2429	611-1217	.502	306-362	.845	179	302	481	279	207-0	135	238	97	1528	20.6
McGinnis	78-76	2533	588-1270	.463	411-574	.716	282	528	810	294	287-6	137	312	27	1587	20.3
Collins	79-77	2770	643-1223	.526	267-329	.812	87	143	230	320	228-2	128	250	25	1553	19.7
Free	76-5	2050	390-857	.455	411-562	.731	92	120	212	306	199-0	68	200	41	1191	15.7
Dawkins	70-11	1722	332-577	.575	156-220	.709	117	438	555	85	268-5	34	123	125	820	11.7
Mix	82-20	1819	291-560	.520	175-220	.795	96	201	297	174	158-1	87	131	3	757	9.2
Bibby	82-82	2518	286-659	.434	171-219	.781	62	189	251	464	207-0	91	153	6	743	9.1
Bryant	81-0	1236	190-436	.436	111-144	.771	103	177	280	129	185-1	56	115	24	491	6.1
Jones	80-69	1636	169-359	.471	96-153	.627	165	405	570	92	281-4	26	128	127	434	5.4
McClain	29-0	293	42-96	.438	7-10	.700	9	28	37	34	36-0	16	22	4	91	3.1
Catchings	61-2	748	70-178	.393	34-55	.618	105	145	250	34	124-1	20	44	67	174	2.9
Mosley	6-0	21	5-13	.385	3-7	.429	0	5	5	2	5-0	0	5	0	13	2.2
Dunleavy	4-0	17	3-7	.429	2-2	1.000	0	1	1	6	0-0	1	3	0	8	2.0
Washington	14-0	38	8-19	.421	3-6	.500	2	12	14	1	3-0	1	10	2	19	1.4
76ERS	**82**	**19830**	**3628-7471**	**.486**	**2153-2863**	**.752**	**1299**	**2694**	**3993**	**2220**	**2188-20**	**800**	**1752**	**548**	**9409**	**114.7**
OPPONENTS	**82**	**19830**	**3592-7788**	**.461**	**1803-2435**	**.740**	**1363**	**2473**	**3836**	**2095**	**2287-50**	**823**	**1708**	**346**	**8987**	**109.6**

1977-78 GAME-BY-GAME RESULTS

DATE	W/L	76ERS	OPP		TEAM
10/19	W	113	96		Detroit
10/22	L	103	104	*	New Orleans
10/25	W	112	104		Kansas City
10/28	L	94	98		at Portland
10/29	L	110	113		at Golden State
11/02	L	102	103		Chicago
11/04	W	107	104		at New Jersey
11/05	W	132	101		Denver
11/09	W	130	107		New Jersey
11/11	W	127	119		New York
11/12	L	98	116		at Washington
11/15	W	114	93		at Atlanta
11/16	W	101	96		Seattle
11/18	W	121	112		at Boston
11/19	W	111	100		Milwaukee
11/22	W	105	99		Houston
11/23	W	106	105		at Detroit
11/25	W	125	119	*	Golden State
11/26	W	112	107		at Buffalo
11/29	W	129	117		at San Antonio
11/30	W	117	114		at New Orleans
12/03	L	116	120	*	at Houston
12/07	W	122	100		Portland
12/09	W	120	116		San Antonio
12/10	L	108	114	*	at Indiana
12/13	L	117	129		at Milwaukee
12/14	L	99	108		Atlanta
12/16	L	110	115		at Chicago
12/17	W	129	116		Cleveland
12/21	W	125	119		Phoenix
12/25	L	110	113		at New York
12/28	W	129	125	*	Chicago
12/30	W	126	119		Washington
01/04	W	108	93		Cleveland
01/06	W	123	110		Los Angeles
01/08	W	94	91		Boston
01/10	W	95	80		Houston
01/13	W	118	93		Buffalo
01/14	W	136	120		at New Jersey
01/18	W	126	106		at Kansas City
01/19	L	109	117		at Cleveland
01/22	W	99	87		Golden State
01/24	L	102	117		at Los Angeles
01/25	W	128	125		at Seattle
01/27	L	101	110		at Phoenix
01/29	W	118	117		at Denver
02/01	W	104	101		Denver
02/03	W	116	104		Indiana
02/07	L	106	108		at Chicago
02/08	W	117	104		New Orleans
02/10	L	110	116		at Buffalo
02/12	W	109	99		Seattle
02/14	W	119	116		at Indiana
02/15	W	116	113		at Detroit
02/17	W	125	116		San Antonio
02/19	W	120	110		New Jersey
02/21	W	127	114		at Cleveland
02/25	L	115	124		at Denver
02/26	L	97	99		at Seattle
02/28	L	92	113		at Portland
03/01	W	125	119		at Golden State
03/03	L	95	96		at Los Angeles
03/05	W	104	92		at Phoenix
03/08	W	108	97		Atlanta
03/10	W	120	109		Boston
03/12	W	105	103		at Boston
03/15	W	113	93		Los Angeles
03/17	W	123	112		Kansas City
03/18	W	141	127		at New York
03/19	W	125	118		New York
03/22	L	108	120		at Kansas City
03/24	W	131	122		Milwaukee
03/26	W	116	100		Portland
03/29	W	149	118		Buffalo
03/31	L	110	111	*	at Atlanta
04/01	L	112	116		at Houston
04/02	L	107	111		at San Antonio
04/04	L	119	120		at New Orleans
04/05	W	126	115		Detroit
04/07	L	118	127		Indiana
04/08	W	131	114		Washington
04/09	L	113	123		at Washington

** denotes overtime*

1978–79 SEASON STATISTICS

RECORD: 47-35 (.573) **HOME: 31-10** **AWAY: 16-25** **2ND ATLANTIC DIVISION**

PLAYER	G-GS	MIN	FG-FGA	PCT	FT-FTA	PCT	OFF	DEF	TOT	AST	PF-DQ	STL	TO	BLK	PTS	AVG
Erving	78-76	2802	715-1455	.491	373-501	.745	198	366	564	357	207-0	133	315	100	1803	23.1
Collins	47-44	1595	358-717	.499	201-247	.814	36	87	123	191	139-1	52	131	20	917	19.5
Money	23-0	545	119-217	.548	34-54	.630	15	22	37	82	70-2	13	69	2	272	11.8
Dawkins	78-12	2035	430-831	.517	158-235	.672	123	508	631	128	295-5	32	197	143	1018	13.1
Bibby	82-38	2538	368-869	.423	266-335	.794	72	172	244	371	199-0	72	197	7	1002	12.2
B. Jones	80-78	2304	378-704	.537	209-277	.755	199	332	531	201	245-2	107	165	96	965	12.1
Mix	74-1	1269	265-493	.538	161-201	.801	109	184	293	121	112-0	57	100	16	691	9.3
C. Jones	78-75	2171	302-637	.474	121-162	.747	177	570	747	151	303-10	39	156	157	725	9.3
Cheeks	82-82	2409	292-572	.510	101-140	.721	63	191	254	431	198-2	174	193	12	685	8.4
Bryant	70-0	1064	205-478	.429	123-170	.724	96	163	259	103	171-1	49	114	9	533	7.6
Redmond	4-0	23	1-12	.083	0-0	---	0	1	1	1	3-0	0	1	0	2	0.5
Skinner	22-0	309	36-89	.404	27-32	.844	15	29	44	40	61-2	18	34	1	99	4.5
Simpson	36-0	452	87-196	.444	28-40	.700	16	19	35	58	27-0	25	47	1	202	5.6
Catchings	25-4	289	28-68	.412	13-17	.765	30	68	98	18	42-1	8	37	35	69	2.8
76ERS	**82**	**19805**	**3584-7338**	**.488**	**1815-2411**	**.753**	**1149**	**2712**	**3861**	**2253**	**2072-26**	**779**	**1771**	**599**	**8983**	**109.5**
OPPONENTS	**82**	**19805**	**3542-7626**	**.464**	**1747-2331**	**.749**	**1252**	**2506**	**3758**	**2094**	**2128-35**	**795**	**1627**	**353**	**8831**	**107.7**

1978-79 GAME-BY-GAME RESULTS

DATE	W/L	76ERS	OPP		TEAM
10/13	W	110	102		Los Angeles
10/18	L	111	121		Washington
10/20	W	126	117		at Detroit
10/21	W	130	111		New Orleans
10/25	W	118	117		Atlanta
10/28	W	101	99		at Houston
11/01	W	116	115		San Antonio
11/03	W	118	103		Milwaukee
11/08	W	123	117		New Jersey
11/10	W	123	122		at Washington
11/11	W	135	112		Detroit
11/14	L	108	124		at New Jersey
11/15	W	109	103	*	Denver
11/17	W	95	94		Phoenix
11/18	L	116	124		at Atlanta
11/21	L	105	115		Golden State
11/24	W	134	120		San Diego
11/25	L	126	127		at Milwaukee
11/28	L	103	107		at New Orleans
11/29	W	120	114	*	at San Antonio
12/02	L	97	100		Seattle
12/05	L	91	96		at Chicago
12/06	W	114	106		at Kansas City
12/09	L	107	115		at Cleveland
12/13	W	120	100		Kansas City
12/15	W	91	84		Houston
12/17	W	103	96		at Los Angeles
12/19	W	124	113		at San Diego
12/20	L	81	85		at Golden State
12/22	W	103	95		at Seattle
12/25	W	109	94		at New York
12/27	W	122	110		Indiana
12/29	W	113	107		Atlanta
12/30	L	94	100		San Antonio
01/03	W	111	98		Chicago
01/05	L	96	123		at Indiana
01/06	L	139	143	*	Phoenix
01/10	W	123	112		New Orleans
01/12	L	89	100		at New Orleans
01/14	W	112	106		Portland
01/17	W	107	94		Cleveland
01/20	L	102	108		Boston
01/21	W	91	87		at Boston
01/24	L	94	101		at Phoenix
01/26	W	105	96		at Golden State
01/28	L	94	116		at Portland
01/31	L	106	108		Golden State
02/01	W	128	105		at Chicago
02/02	L	101	105		New York
02/07	W	114	103		Detroit
02/09	W	117	106		San Diego
02/11	W	107	99		Washington
02/14	L	106	108		Kansas City
02/15	L	100	113		at Cleveland
02/16	L	104	119		at Kansas City
02/18	W	110	107	*	Milwaukee
02/21	L	99	106	*	at Detroit
02/23	L	116	117		at San Diego
02/25	W	119	111		at Denver
02/27	L	115	118		at Portland
02/28	L	93	97		at Seattle
03/02	L	111	126		at Los Angeles
03/04	L	94	119		at Phoenix
03/06	L	91	94		at Atlanta
03/07	W	114	107		Boston
03/09	L	113	119		at Milwaukee
03/11	L	103	104		at New Jersey
03/14	L	96	99		Seattle
03/16	W	114	106		Indiana
03/17	L	101	103		at New York
03/18	W	106	90		New York
03/20	W	124	120		at San Antonio
03/21	W	114	108		at Houston
03/23	W	110	98		New Jersey
03/25	L	94	103		at Boston
03/27	W	100	97		at Washington
03/28	W	112	96		Chicago
03/30	W	129	93		Cleveland
04/01	W	112	111		Los Angeles
04/04	W	121	120		Houston
04/06	L	118	136		at Indiana
04/08	W	112	111		Denver

** denotes overtime*

★ YEAR-BY-YEAR ★

1979–80 SEASON STATISTICS

RECORD: 59-23 (.720) **HOME: 36-5** **AWAY: 23-18** **2ND ATLANTIC DIVISION**

PLAYER	G-GS	MIN	FG-FGA	PCT	FT-FTA	PCT	OFF	DEF	TOT	AST	PF-DQ	STL	TO	BLK	PTS	AVG
Erving	78-78	2812	838-1614	.519	420-534	.787	215	361	576	355	208-0	170	284	140	2100	26.9
Dawkins	80-80	2541	494-946	.522	190-291	.653	197	496	693	149	328-8	49	230	142	1178	14.7
Collins	36-17	963	191-410	.466	113-124	.911	29	65	94	100	76-0	30	82	7	495	13.8
B. Jones	81-3	2125	398-748	.532	257-329	.781	152	298	450	146	223-3	102	146	118	1053	13.0
Mix	81-5	1543	363-703	.516	207-249	.831	114	176	290	149	114-0	67	132	9	937	11.6
Cheeks	79-79	2623	357-661	.540	180-231	.779	75	199	274	556	197-1	183	216	32	898	11.4
Hollins	27-26	796	130-313	.415	67-87	.770	24	45	69	112	68-0	46	68	9	329	12.2
Bibby	82-8	2035	251-626	.401	226-286	.790	65	143	208	307	161-0	62	147	6	739	9.0
C. Jones	80-80	2771	232-532	.436	124-178	.697	219	731	950	164	298-5	43	218	162	588	7.4
Richardson	52-34	988	159-348	.457	28-45	.622	55	68	123	107	97-0	24	64	15	347	6.7
Money	6-0	82	14-36	.389	2-2	1.000	3	4	7	16	11-0	0	12	1	30	5.0
Spanarkel	40-0	442	72-153	.471	54-65	.831	27	27	54	51	58-0	12	57	6	198	5.0
Toone	23-0	124	23-64	.359	8-10	.800	12	22	34	12	20-0	4	16	5	55	2.4
Skinner	2-0	10	1-2	.500	0-0	---	0	0	0	2	1-0	0	2	0	2	1.0
76ERS	**82**	**19855**	**3523-7156**	**.492**	**1876-2431**	**.772**	**1187**	**2635**	**3822**	**2226**	**1860-17**	**792**	**1708**	**652**	**8949**	**109.1**
OPPONENTS	**82**	**19855**	**3444-7561**	**.455**	**1640-2145**	**.765**	**1318**	**2352**	**3670**	**2089**	**2100-39**	**876**	**1561**	**388**	**8603**	**104.9**

3-PT FG: 76ERS 27-125 (.216), Erving 4-20 (.200), Dawkins 0-6 (.000), Collins 0-1 (.000), B. Jones 0-3 (.000), Mix 4-10 (.400), Cheeks 4-9 (.444), Hollins 2-10 (.200), Bibby 11-52 (.212), C. Jones 0-2 (.000), Richardson 1-3 (.333), Spanarkel 0-2 (.000), Toone 1-7 (.143). OPPONENTS 75-277 (.271)

1979-80 GAME-BY-GAME RESULTS

DATE	W/L	76ERS	OPP		TEAM
10/12	W	93	92		at Washington
10/13	W	113	105		Houston
10/17	W	113	88		at New Jersey
10/19	W	112	104		Detroit
10/20	W	136	111		at New York
10/24	W	132	110		Indiana
10/26	W	127	116		New York
10/27	W	112	106		at Cleveland
10/31	L	97	102		at Atlanta
11/02	L	81	85		Atlanta
11/03	W	120	114	**	at Indiana
11/06	W	118	117	*	at Milwaukee
11/07	W	110	102		Kansas City
11/09	L	98	106		at Detroit
11/10	W	95	94		Boston
11/13	L	103	110		at Kansas City
11/16	L	105	106		San Antonio
11/17	L	103	106	*	at Chicago
11/20	W	118	114		at San Antonio
11/21	L	94	97		at Houston
11/23	W	113	102		Houston
11/24	W	91	82		New Jersey
11/26	W	113	112		Indiana
11/28	W	120	102		Washington
11/30	W	104	101		San Diego
12/01	W	117	105		Cleveland
12/05	W	132	120		San Antonio
12/08	W	117	96		Phoenix
12/12	W	112	91		Milwaukee
12/14	L	98	103		Atlanta
12/15	L	96	112		at Atlanta
12/18	W	114	102		at Detroit
12/19	L	89	112		at Boston
12/21	W	117	106		Houston
12/22	W	126	113		Boston
12/25	W	95	92		at Washington
12/27	W	118	114		at San Antonio
12/29	L	100	104		at Houston
01/03	W	109	108		at Cleveland
01/08	W	111	108		at New York
01/09	W	108	105		New Jersey
01/11	W	119	106		Washington
01/13	W	126	112		New York
01/16	W	121	110		Portland
01/18	W	112	105		at New Jersey
01/19	W	111	107		Cleveland
01/23	W	118	93		at Denver
01/25	L	103	124		at Los Angeles
01/27	L	118	125		at Phoenix
01/28	L	101	107		at Utah
01/30	W	121	108		Detroit
01/31	W	110	105		at Houston
02/05	W	109	108		at Indiana
02/06	L	110	129		at Boston
02/08	L	94	109		Seattle
02/10	W	105	104		Los Angeles
02/13	W	107	85		Utah
02/15	W	114	104		at Detroit
02/16	W	100	92		Chicago
02/17	W	115	100		Cleveland
02/21	L	99	104		at San Diego
02/24	W	103	100		at Golden State
02/26	W	98	96		at Portland
02/27	W	101	98	*	at Seattle
02/29	W	104	103		Denver
03/02	W	144	99		Golden State
03/05	W	120	113		Indiana
03/07	L	92	111		at Boston
03/09	W	134	118		at San Antonio
03/11	W	102	97	*	at Atlanta
03/12	W	105	98		Washington
03/14	L	94	104		at Indiana
03/16	L	109	123		at Cleveland
03/17	W	123	109		Detroit
03/19	L	99	105		San Antonio
03/20	L	113	119	*	at Washington
03/21	W	108	99		New Jersey
03/23	W	112	108		New York
03/26	W	84	81		Atlanta
03/27	W	103	101		at New York
03/28	L	92	99		at New Jersey
03/30	W	116	110		Boston

** denotes overtime*
*** denotes double-overtime*

1980–81 SEASON STATISTICS

RECORD: 62-20 (.756) **HOME: 37-4** **AWAY: 25-16** **1ST ATLANTIC DIVISION (TIED)**

PLAYER	G-GS	MIN	FG-FGA	PCT	FT-FTA	PCT	OFF	DEF	TOT	AST	PF-DQ	STL	TO	BLK	PTS	AVG
Erving	82-82	2874	794-1524	.521	422-536	.787	244	413	657	364	233-0	173	266	147	2014	24.6
Dawkins	76-76	2088	423-697	.607	219-304	.720	106	439	545	109	316-9	38	220	112	1065	14.0
B. Jones	81-0	2046	407-755	.539	282-347	.813	142	293	435	226	226-2	95	149	74	1096	13.5
Toney	75-57	1768	399-806	.495	161-226	.712	32	111	143	273	234-5	59	219	10	968	12.9
Collins	12-12	329	62-126	.492	24-29	.828	6	23	29	42	23-0	7	22	4	148	12.3
Mix	72-1	1327	288-575	.501	200-240	.833	105	159	264	114	107-0	59	88	18	776	10.8
Hollins	82-13	2154	327-696	.470	125-171	.731	47	144	191	352	205-2	104	207	18	781	9.5
Cheeks	81-81	2415	310-581	.534	140-178	.787	67	178	245	560	231-1	193	174	39	763	9.4
C. Jones	81-81	2639	218-485	.449	148-193	.767	200	613	813	122	271-2	53	168	134	584	7.2
Richardson	77-1	1313	227-464	.489	84-108	.778	83	93	176	152	102-0	36	110	10	538	7.0
Johnson	40-0	372	87-158	.551	27-31	.871	8	47	55	30	45-0	20	25	2	202	5.1
Cureton	52-6	528	93-205	.454	33-64	.516	51	104	155	25	68-0	20	29	23	219	4.2
Davis	1-0	2	1-1	1.000	0-0	---	0	1	1	0	0-0	0	0	0	2	2.0
76ERS	**82**	**19855**	**3636-7073**	**.514**	**1865-2427**	**.768**	**1091**	**2618**	**3709**	**2369**	**2061-21**	**857**	**1702**	**591**	**9156**	**111.7**
OPPONENTS	**82**	**19855**	**3307-7337**	**.451**	**1850-2487**	**.744**	**1286**	**2287**	**3573**	**2033**	**2044-32**	**818**	**1642**	**379**	**8512**	**103.8**

3-PT FG: 76ERS 19-84 (.226), Erving 4-18 (.222), B. Jones 0-3 (.000), Toney 9-29 (.310), Mix 0-3 (.000), Hollins 2-15 (.133), Cheeks 3-8 (.375), Richardson 0-1 (.000), Johnson 1-6 (.167), Cureton 0-1 (.000). OPPONENTS 48-200 (.240).

1980-81 GAME-BY-GAME RESULTS

DATE	W/L	76ERS	OPP		TEAM
10/10	L	103	106		Milwaukee
10/11	W	126	120	**	at Washington
10/14	L	93	113		at New York
10/15	W	119	111		at New Jersey
10/18	W	117	101		Washington
10/22	W	94	93		at Detroit
10/25	W	113	100		at Atlanta
10/28	W	119	101		at Cleveland
10/29	W	115	102		Chicago
10/31	W	107	96		Atlanta
11/01	W	117	113	*	Boston
11/05	W	107	103		Detroit
11/07	W	117	100		Kansas City
11/09	W	136	121		at Milwaukee
11/11	W	121	80		at Chicago
11/12	L	113	125		New York
11/13	W	130	103		at Indiana
11/15	W	115	108		New Jersey
11/18	W	113	99		at New York
11/19	W	110	101		Golden State
11/21	W	97	88		Indiana
11/22	W	108	101		at San Antonio
11/25	W	108	92		at Dallas
11/26	W	101	100		at Houston
11/28	W	116	103		Portland
11/29	W	113	93		Utah
12/02	L	108	112	*	at Atlanta
12/03	W	104	98		New York
12/05	W	104	100		Atlanta
12/09	W	96	83		at Cleveland
12/10	W	113	100		Chicago
12/12	W	95	79		Washington
12/14	W	114	107		at New Jersey
12/16	W	109	107		at Indiana
12/17	W	103	79		Cleveland
12/19	W	122	107		New Jersey
12/26	W	113	103		at Kansas City
12/27	L	121	125		at Denver
12/28	L	116	122		at Los Angeles
12/30	L	108	109		at Portland
01/02	W	120	117	*	at Seattle
01/03	W	119	105		at Golden State
01/07	W	135	102		San Antonio
01/09	W	107	94		Houston
01/10	W	117	102		at Chicago
01/14	W	110	105		New Jersey
01/15	L	110	113		at Milwaukee
01/16	W	137	119		Cleveland
01/18	W	113	92		Seattle
01/20	L	75	83		at Detroit
01/21	W	118	104		Indiana
01/22	W	128	116		at Washington
01/25	W	98	93		Phoenix
01/28	L	101	104		at Boston
02/03	W	97	93		at Atlanta
02/04	W	107	104		Boston
02/06	W	129	113		San Diego
02/08	W	102	99		Los Angeles
02/11	W	122	120	*	Cleveland
02/13	L	102	104		Washington
02/15	W	116	98		Atlanta
02/18	W	111	97		Detroit
02/19	L	108	129		at Washington
02/20	W	117	109		Dallas
02/22	L	110	116		at Phoenix
02/25	W	107	95		at San Diego
02/27	W	87	83		at Utah
03/01	L	107	114		at Boston
03/04	L	100	111		Chicago
03/06	W	131	112		Denver
03/08	W	123	100		Milwaukee
03/10	W	103	102		at Indiana
03/11	W	115	95		New York
03/13	L	104	120		at Milwaukee
03/15	L	109	120		at New York
03/17	L	120	126	*	at New Jersey
03/18	W	107	95		Indiana
03/20	L	108	120		at Chicago
03/22	W	126	94		Boston
03/25	W	114	75		Detroit
03/27	W	138	117		at Cleveland
03/29	L	94	98		at Boston

** denotes overtime*
*** denotes double-overtime*

1981–82 SEASON STATISTICS

RECORD: 58-24 (.707) **HOME: 32-9** **AWAY: 26-15** **2ND ATLANTIC DIVISION**

PLAYER	G-GS	MIN	FG-FGA	PCT	FT-FTA	PCT	OFF	DEF	TOT	AST	PF-DQ	STL	TO	BLK	PTS	AVG
Erving	81-81	2789	780-1428	.546	411-539	.763	220	337	557	319	229-1	161	214	141	1974	24.4
Toney	77-1	1909	511-979	.522	227-306	.742	43	91	134	283	269-5	64	214	17	1274	16.5
B. Jones	76-73	2181	416-737	.564	263-333	.790	109	284	393	189	211-3	99	145	112	1095	14.4
Cheeks	79-79	2498	352-676	.521	171-220	.777	51	197	248	667	247-0	209	184	33	881	11.2
Hollins	81-81	2257	380-797	.477	132-188	.702	35	152	187	316	198-1	103	146	20	894	11.0
Dawkins	48-36	1124	207-367	.564	114-164	.695	68	237	305	55	193-5	19	96	55	528	11.0
Bantom	43-1	979	156-306	.510	67-114	.588	87	139	226	46	133-0	25	64	37	380	8.8
C. Jones	81-47	2446	231-465	.497	179-219	.817	164	544	708	100	301-3	38	155	146	641	7.9
Mix	75-0	1235	202-399	.506	136-172	.791	92	133	225	93	86-0	42	67	17	541	7.2
Cureton	66-8	956	149-306	.487	51-94	.543	90	180	270	32	142-0	31	44	27	349	5.3
Richardson	77-0	1040	140-310	.452	69-88	.784	55	63	118	109	109-0	36	79	9	351	4.6
Edwards	42-3	291	65-150	.433	20-27	.741	10	17	27	45	37-0	16	24	5	150	3.6
Johnson	26-0	150	27-54	.500	6-7	.857	7	15	22	10	28-0	13	13	3	61	2.3
76ERS	**82**	**19855**	**3616-6974**	**.518**	**1846-2471**	**.747**	**1031**	**2389**	**3420**	**2264**	**2183-18**	**856**	**1474**	**622**	**9119**	**111.2**
OPPONENTS	**82**	**19855**	**3371-7083**	**.476**	**1852-2496**	**.742**	**1289**	**2344**	**3633**	**1965**	**2216-44**	**702**	**1615**	**470**	**8649**	**105.5**

3-PT FG: 76ERS 41-139 (.295), Erving 3-11 (.273), Toney 25-59 (.424), B. Jones 0-3 (.000), Cheeks 6-22 (.273), Hollins 2-16 (.125), Dawkins 0-2 (.000), Bantom 1-3 (.333), C. Jones 0-3 (.000), Mix 1-4 (.250), Cureton 0-2 (.000), Richardson 2-2 (1.000), Edwards 0-9 (.000), Johnson 1-3 (.333). OPPONENTS 55-212 (.259).

1981-82 GAME-BY-GAME RESULTS

DATE	W/L	76ERS	OPP		TEAM
10/30	W	128	104		Cleveland
10/31	W	108	106		at Atlanta
11/03	W	112	99		at Washington
11/04	W	107	99		Indiana
11/06	L	99	106		Atlanta
11/10	W	95	93		at Detroit
11/11	W	117	90		Chicago
11/13	W	105	85		Kansas City
11/14	W	109	102		at New York
11/18	W	102	100		Milwaukee
11/20	W	99	94		at Cleveland
11/21	W	135	106		Houston
11/27	W	124	112	*	at Indiana
11/28	W	116	103		Detroit
12/01	W	107	98		at Atlanta
12/02	L	101	106		San Antonio
12/04	L	103	111		at Boston
12/05	W	114	105		at New Jersey
12/09	W	137	109		Denver
12/11	W	131	113		Cleveland
12/12	W	117	114	*	at Chicago
12/13	L	108	127		at Milwaukee
12/16	L	115	117		New York
12/19	W	123	118	*	Boston
12/22	W	112	105		at New York
12/27	L	96	99		at Phoenix
12/29	W	142	135		at Golden State
12/30	W	102	99		at Seattle
01/01	W	120	105		at Portland
01/02	W	109	107		at Utah
01/05	L	101	124		at Detroit
01/06	W	126	112		Washington
01/08	L	90	96		at Boston
01/09	L	113	120		New Jersey
01/12	W	95	92		at Washington
01/13	L	107	111		Milwaukee
01/15	L	90	96		Atlanta
01/17	L	97	105		at New Jersey
01/20	W	115	110		Portland
01/22	W	112	105		at Indiana
01/23	W	100	87		Seattle
01/26	L	95	103		at San Antonio
01/27	W	99	86		at Dallas
01/28	L	101	109		at Houston
02/03	W	122	96		Washington
02/05	W	116	112		New Jersey
02/07	W	123	107		Chicago
02/10	W	102	96		Indiana
02/13	W	114	107		at New York
02/14	W	117	105		New York
02/17	W	114	109		Dallas
02/19	W	132	117		Utah
02/21	W	109	102		Phoenix
02/23	W	115	101		at San Diego
02/26	L	114	116	**	at Los Angeles
02/27	L	125	134		at Denver
03/02	L	109	112		at Chicago
03/03	W	125	107		San Diego
03/05	W	89	80		Atlanta
03/07	W	119	113		Los Angeles
03/10	W	134	114		Golden State
03/14	W	128	114		at Kansas City
03/16	L	91	106		at Milwaukee
03/17	W	102	93		Washington
03/19	W	112	95		Indiana
03/21	L	111	123		Boston
03/24	L	106	111		New Jersey
03/25	L	98	100		at Detroit
03/26	W	115	111		at Cleveland
03/28	W	116	98		at Boston
03/30	L	114	116	*	at Milwaukee
03/31	W	99	98		Chicago
04/02	W	135	115		Cleveland
04/04	W	127	106		New York
04/06	W	117	104		at Chicago
04/07	W	116	113		at New Jersey
04/09	L	88	103		at Atlanta
04/11	L	109	110	*	Boston
04/13	W	93	89		at Indiana
04/14	W	119	111		Detroit
04/16	W	100	96		at Washington
04/18	W	110	86		Milwaukee

** denotes overtime*
*** denotes double-overtime*

1982–83 SEASON STATISTICS

RECORD: 65-17 (.793) **HOME: 35-6** **AWAY: 30-11** **1ST ATLANTIC DIVISION**

PLAYER	G-GS	MIN	FG-FGA	PCT	FT-FTA	PCT	OFF	DEF	TOT	AST	PF-DQ	STL	TO	BLK	PTS	AVG
Malone	78-78	2922	654-1305	.501	600-788	.761	445	749	1194	101	206-0	89	264	157	1908	24.5
Erving	72-72	2421	605-1170	.517	330-435	.759	173	318	491	263	202-1	112	196	131	1542	21.4
Toney	81-81	2474	626-1250	.501	324-411	.788	42	183	225	365	255-0	80	271	17	1598	19.7
Cheeks	79-79	2465	404-745	.542	181-240	.754	53	156	209	543	182-0	184	179	31	990	12.5
Jones	74-0	1749	250-460	.543	165-208	.793	102	242	344	142	199-4	85	109	91	665	9.0
C. Johnson	32-4	698	91-182	.500	34-58	.586	75	130	205	24	84-1	16	36	29	216	6.8
Richardson	77-1	1755	259-559	.463	71-111	.640	98	149	247	168	164-0	71	99	18	589	7.6
R. Johnson	29-8	549	69-154	.448	22-30	.733	32	58	90	23	82-1	8	35	17	160	5.5
Edwards	81-3	1266	228-483	.472	86-113	.761	23	62	85	221	119-0	81	110	6	542	6.7
Schoene	46-2	702	106-207	.512	21-28	.750	52	102	154	32	118-2	13	46	9	233	5.1
Iavaroni	80-77	1612	163-353	.462	78-113	.690	117	212	329	83	238-0	32	133	44	404	5.1
Cureton	73-3	987	108-258	.419	33-67	.493	84	185	269	43	144-1	37	76	24	249	3.4
McNamara	36-2	182	29-64	.453	20-45	.444	34	42	76	7	42-1	3	36	3	78	2.2
Anderson	13-0	48	8-22	.364	1-3	.333	4	8	12	1	6-0	1	5	0	17	1.3
76ERS	**82**	**19830**	**3600-7212**	**.499**	**1966-2650**	**.742**	**1334**	**2596**	**3930**	**2016**	**2041-11**	**812**	**1627**	**577**	**9191**	**112.1**
OPPONENTS	**82**	**19830**	**3442-7470**	**.461**	**1624-2253**	**.721**	**1325**	**2263**	**3588**	**2089**	**2246-54**	**755**	**1590**	**511**	**8562**	**104.4**

3-PT FG: 76ERS 25-109 (.229), Malone 0-1 (.000), Erving 2-7 (.286), Toney 22-76 (.289), Cheeks 1-6 (.167), Jones 0-1 (.000), Richardson 0-6 (.000), Edwards 0-8 (.000), Schoene 0-1 (.000), Iavaroni 0-2 (.000), Anderson 0-1 (.000). OPPONENTS 54-249 (.217)

1982-83 GAME-BY-GAME RESULTS

DATE	W/L	76ERS	OPP		TEAM
10/29	W	104	89		at New York
10/30	W	110	99		New Jersey
11/03	W	130	111		San Diego
11/05	W	120	109		at Detroit
11/06	W	119	115	**	Boston
11/10	W	145	108		Chicago
11/12	L	108	117		Indiana
11/13	W	110	100		at New Jersey
11/14	W	102	93		Washington
11/17	W	120	103		Detroit
11/19	W	121	109		Milwaukee
11/23	L	103	106		Portland
11/24	W	121	106		at Indiana
11/26	W	120	102		at Cleveland
11/27	W	126	113		Utah
11/30	L	97	111		at Atlanta
12/02	W	116	108		at Phoenix
12/03	W	127	110		at San Diego
12/05	W	114	104		at Los Angeles
12/08	W	132	85		Atlanta
12/10	L	97	123		at Boston
12/11	W	128	111		Detroit
12/15	W	99	93		Cleveland
12/17	W	109	95		New York
12/18	L	97	100		at Washington
12/21	W	122	105		Boston
12/26	W	124	122		at San Antonio
12/28	W	104	93		at Houston
12/29	W	126	116	*	at Dallas
01/05	W	122	120	*	Los Angeles
01/07	W	106	89		at Washington
01/08	W	125	113		Kansas City
01/11	W	109	99		at Atlanta
01/12	W	122	121		Milwaukee
01/14	W	115	105		at Detroit
01/15	W	114	105		Indiana
01/18	W	98	90		at Cleveland
01/19	W	126	106		Chicago
01/21	W	130	117		Seattle
01/23	L	96	107		at Milwaukee
01/25	W	116	99		at Chicago
01/26	W	113	102		Phoenix
01/28	W	114	99		at Kansas City
01/29	W	126	109		at Utah
02/01	W	133	124		at Denver
02/03	W	117	111		at Golden State
02/04	L	109	115		at Portland
02/06	W	97	96		at Seattle
02/09	W	106	93		Atlanta
02/10	W	116	110		at Chicago
02/16	W	116	95		Denver
02/18	W	127	98		Houston
02/20	W	104	89		New York
02/23	W	133	101		Dallas
02/25	W	116	111		Chicago
02/27	W	115	104		Golden State
03/01	W	106	94		at New York
03/04	L	110	115		at Boston
03/06	L	106	112		at New Jersey
03/07	W	123	114		Detroit
03/12	W	95	86		at Washington
03/13	W	97	93		Washington
03/15	W	132	128		at Indiana
03/16	W	105	100		Boston
03/19	W	105	97		at Milwaukee
03/20	W	121	119		at Detroit
03/22	L	76	89		at New York
03/23	W	104	101	*	Milwaukee
03/25	L	92	101		New Jersey
03/27	W	94	80		Cleveland
03/29	L	95	97		at Chicago
03/30	W	120	113		Atlanta
04/01	L	104	111		New Jersey
04/03	W	96	84		at Cleveland
04/05	W	116	108		at Milwaukee
04/06	L	109	112		San Antonio
04/08	W	126	118	*	Indiana
04/10	W	113	97		New York
04/12	L	97	102		at Atlanta
04/13	L	76	95		Washington
04/15	W	100	98		at New Jersey
04/17	L	101	114		at Boston

** denotes overtime*
*** denotes double-overtime*

1983–84 SEASON STATISTICS

RECORD: 52-30 (.634) **HOME: 32-9** **AWAY: 20-21** **2ND ATLANTIC DIVISION**

PLAYER	G-GS	MIN	FG-FGA	PCT	FT-FTA	PCT	OFF	DEF	TOT	AST	PF-DQ	STL	TO	BLK	PTS	AVG
Malone	71-71	2613	532-1101	.483	545-727	.750	352	598	950	96	188-0	71	250	110	1609	22.7
Erving	77-77	2683	678-1324	.512	364-483	.754	190	342	532	309	217-3	141	230	139	1727	22.4
Toney	78-72	2556	593-1125	.527	390-465	.839	57	136	193	373	251-1	70	297	23	1588	20.4
Cheeks	75-75	2494	386-702	.550	170-232	.733	44	161	205	478	196-1	171	182	20	950	12.7
B. Jones	75-0	1761	226-432	.523	167-213	.784	92	231	323	187	199-1	107	101	103	619	8.3
Richardson	69-12	1571	221-473	.467	79-103	.767	62	103	165	155	145-0	49	100	23	521	7.6
Matthews	14-5	292	45-101	.446	9-14	.643	6	17	23	62	32-0	11	30	2	100	7.1
Williams	70-12	1375	193-405	.477	86-133	.647	117	209	326	60	203-3	62	96	103	472	6.7
Johnson	80-10	1721	193-412	.468	69-113	.611	131	267	398	55	205-1	35	95	65	455	5.7
Iavaroni	78-71	1532	149-322	.463	97-131	.740	91	219	310	95	222-1	36	124	55	395	5.1
Edwards	60-0	654	84-221	.380	34-48	.708	12	47	59	90	78-1	31	46	5	202	3.4
Threatt	45-0	464	62-148	.419	23-28	.821	17	23	40	41	65-1	13	33	2	148	3.3
Rautins	28-3	196	21-58	.362	6-10	.600	9	24	33	29	31-0	9	19	2	48	1.7
C. Jones	1-0	3	0-1	.000	1-4	.250	0	0	0	0	1-0	0	0	0	1	1.0
Kuczenski	3-2	40	1-8	.125	1-2	.500	1	5	6	2	7-0	1	5	1	3	1.0
76ERS	**82**	**19955**	**3384-6833**	**.495**	**2041-2706**	**.754**	**1181**	**2382**	**3563**	**2032**	**2040-13**	**807**	**1628**	**653**	**8838**	**107.8**
OPPONENTS	**82**	**19955**	**3427-7136**	**.480**	**1757-2367**	**.742**	**1235**	**2237**	**3472**	**2062**	**2237-42**	**805**	**1559**	**483**	**8658**	**105.6**

3-PT FG: 76ERS 29-107 (.271), Malone 0-4 (.000), Erving 7-21 (.333), Toney 12-38 (.316), Cheeks 8-20 (.400), B. Jones 0-1 (.000), Richardson 0-4 (.000), Matthews 1-7 (.143), Williams 0-1 (.000), Iavaroni 0-2 (.000), Edwards 0-1 (.000), Threatt 1-8 (.125). OPPONENTS 47-207 (.227).

1983-84 GAME-BY-GAME RESULTS

DATE	W/L	76ERS	OPP		TEAM
10/28	W	117	114		Washington
10/29	W	124	112	*	at Indiana
11/01	W	99	91		Chicago
11/04	L	94	104		Milwaukee
11/05	W	119	112		at New Jersey
11/09	L	116	120		at Detroit
11/11	W	108	100		Kansas City
11/13	W	124	116	*	San Diego
11/16	W	102	97		New York
11/17	L	94	99		at Atlanta
11/19	W	92	91		Boston
11/22	W	112	108		Detroit
11/23	W	113	105		at San Antonio
11/25	W	115	101		at Houston
11/29	W	98	96		at Indiana
11/30	W	122	110		Atlanta
12/03	L	98	103		at Washington
12/04	W	121	114	*	at Boston
12/07	W	133	128		Denver
12/09	L	93	100		New Jersey
12/11	W	97	87		at Milwaukee
12/14	W	115	93		Milwaukee
12/16	W	115	105		Cleveland
12/21	W	122	121		San Antonio
12/23	W	108	106		at Detroit
12/27	W	112	109		at Kansas City
12/29	L	89	101		at Denver
12/30	L	93	97	*	at Seattle
01/01	W	115	103		at Portland
01/03	L	106	115		at Golden State
01/05	W	103	102	*	at Milwaukee
01/06	W	108	104		New Jersey
01/07	L	98	106		at Cleveland
01/09	L	73	111		at New York
01/11	W	121	99		Washington
01/13	L	104	105		Boston
01/14	W	129	103		Golden State
01/17	W	128	117		Detroit
01/18	W	109	107		at Cleveland
01/20	W	109	106		Cleveland
01/21	L	90	94		at Washington
01/24	L	102	111		at New York
01/25	L	98	102		at Boston
02/01	W	111	103		Indiana
02/03	L	88	99		Atlanta
02/04	L	97	102		at Atlanta
02/07	L	89	104		at Chicago
02/08	W	118	107		Houston
02/10	L	91	100		Chicago
02/12	W	109	91		at Boston
02/15	L	116	119	**	at Dallas
02/17	W	114	109		New Jersey
02/19	W	101	97		New York
02/21	L	116	119	*	at New Jersey
02/23	L	109	116	*	at Cleveland
02/24	L	114	119		Portland
02/26	L	99	101		Los Angeles
02/29	W	103	97		at Utah
03/01	L	100	112		at Phoenix
03/04	W	127	122		at San Diego
03/07	W	113	105		at Los Angeles
03/09	W	92	84		Seattle
03/11	W	120	97		Utah
03/13	W	121	106		at Indiana
03/14	W	92	91		Milwaukee
03/16	L	102	105		Atlanta
03/17	W	131	112		Phoenix
03/22	W	106	101		at Washington
03/23	W	100	95		Cleveland
03/25	W	119	114	**	Boston
03/27	L	78	97		at Atlanta
03/28	W	109	103		Washington
03/30	W	118	110		Dallas
03/31	W	111	104		at Chicago
04/03	L	115	118		at Detroit
04/05	L	103	113		at Milwaukee
04/06	W	112	106		Indiana
04/08	W	109	108		New York
04/10	L	102	106		at New Jersey
04/11	L	113	126		Detroit
04/14	W	103	100		at New York
04/15	W	129	115		Chicago

** denotes overtime*
*** denotes double-overtime*

1984–85 SEASON STATISTICS

RECORD: 58-24 (.707) **HOME: 34-7** **AWAY: 24-17** **2ND ATLANTIC DIVISION**

PLAYER	G-GS	MIN	FG-FGA	PCT	FT-FTA	PCT	OFF	DEF	TOT	AST	PF-DQ	STL	TO	BLK	PTS	AVG
Malone	79-79	2957	602-1284	.469	737-904	.815	385	646	1031	130	216-0	67	286	123	1941	24.6
Erving	78-78	2535	610-1236	.494	338-442	.765	172	242	414	233	199-0	135	208	109	1561	20.0
Toney	70-65	2237	450-914	.492	306-355	.862	35	142	177	363	211-1	65	224	24	1245	17.8
Barkley	82-60	2347	427-783	.545	293-400	.733	266	437	703	155	301-5	95	209	80	1148	14.0
Cheeks	78-78	2616	422-741	.570	175-199	.879	54	163	217	497	184-0	169	155	24	1025	13.1
Jones	80-8	1633	207-385	.538	186-216	.861	105	192	297	155	183-2	84	118	50	600	7.5
Richardson	74-20	1531	183-404	.453	76-89	.854	60	95	155	157	143-0	37	78	15	443	6.0
Threatt	82-0	1304	188-416	.452	66-90	.733	21	78	99	175	171-2	80	99	16	446	5.4
G. Johnson	55-3	756	107-263	.407	49-56	.875	48	116	164	38	99-0	31	49	16	264	4.8
C. Johnson	58-0	875	117-235	.498	36-49	.735	92	129	221	33	112-0	15	43	44	270	4.7
Wood	38-1	269	50-134	.373	18-26	.692	3	15	18	45	17-0	8	25	0	122	3.2
Williams	46-8	488	58-148	.392	28-47	.596	38	68	106	11	92-1	26	44	26	144	3.1
Iavaroni	12-10	156	12-31	.387	6-6	1.000	11	18	29	6	24-0	4	16	3	30	2.5
Hayes	11-0	101	10-18	.556	2-4	.500	11	23	34	1	19-0	1	2	4	22	2.0
76ERS	**82**	**19805**	**3443-6992**	**.492**	**2316-2883**	**.803**	**1301**	**2364**	**3665**	**1999**	**1971-11**	**817**	**1575**	**534**	**9261**	**112.9**
OPPONENTS	**82**	**19805**	**3494-7157**	**.488**	**1857-2397**	**.775**	**1183**	**2173**	**3356**	**2139**	**2209-32**	**753**	**1534**	**391**	**8925**	**108.8**

3-PT FG: 76ERS 59-224 (.263), Malone 0-2 (.000), Erving 3-14 (.214), Toney 39-105 (.371), Barkley 1-6 (.167), Cheeks 6-26 (.231), Jones 0-4 (.000), Richardson 1-3 (.333), Threatt 4-22 (.182), G. Johnson 1-10 (.100), C. Johnson 0-1 (.000), Wood 4-30 (.133), Williams 0-1 (.000). OPPONENTS 80-311 (.257).

1984-85 GAME-BY-GAME RESULTS

DATE	W/L	76ERS	OPP		TEAM
10/26	W	111	101		Cleveland
10/27	W	111	108		at Atlanta
10/30	W	118	96		at New Jersey
11/02	W	107	103		Dallas
11/07	W	134	113		Indiana
11/09	L	119	130		at Boston
11/14	L	133	137	*	Detroit
11/16	W	101	90		at Detroit
11/17	W	109	100		at Chicago
11/20	L	105	120		Washington
11/21	W	112	107		at Indiana
11/23	W	119	117	*	at Phoenix
11/24	L	110	114		at Denver
11/27	W	93	89		at Washington
11/28	W	122	101		Indiana
11/30	W	126	116		Portland
12/02	W	114	112		New Jersey
12/05	W	112	111		Milwaukee
12/07	W	122	116		L.A. Lakers
12/09	W	110	94		New York
12/11	L	106	110		at New York
12/12	W	110	107		Boston
12/14	W	115	111		at Milwaukee
12/15	W	114	102		at Chicago
12/19	W	123	118		San Antonio
12/21	L	101	104		Milwaukee
12/22	W	107	93		New Jersey
12/25	W	109	108		at Detroit
12/28	W	114	111		at Utah
12/29	W	109	95		at Golden State
01/01	W	111	106		at Portland
01/02	W	118	109		at Seattle
01/05	W	110	106		at Milwaukee
01/07	W	100	99		Phoenix
01/09	W	126	122		Detroit
01/11	W	115	108		Houston
01/13	W	115	104		at Washington
01/15	W	93	82		at New York
01/16	W	122	99		Atlanta
01/20	L	97	113		at Boston
01/22	W	101	100		at Cleveland
01/25	L	104	109		at L.A. Lakers
01/26	W	120	113		at L.A. Clippers
01/28	L	109	111		at Dallas
01/30	W	122	104		Boston
02/01	W	121	110		Chicago
02/02	L	96	101		at New Jersey
02/04	W	106	92		Atlanta
02/06	W	116	111		Washington
02/12	W	124	116		at Indiana
02/13	W	131	129		New York
02/15	L	107	112		Cleveland
02/16	W	125	114		at Detroit
02/18	L	113	120		at Cleveland
02/20	W	137	116		Golden State
02/22	W	110	99		Detroit
02/24	W	117	108		Utah
02/26	L	97	116		at Milwaukee
02/28	W	127	119		at Kansas City
03/03	L	90	99		at Houston
03/04	L	103	109		at San Antonio
03/06	W	96	86		Atlanta
03/08	W	128	114		Seattle
03/09	L	129	131	**	at New York
03/13	W	121	103		L.A. Clippers
03/15	W	119	110		New York
03/16	W	127	107		New Jersey
03/19	L	89	116		at Cleveland
03/20	L	117	118	*	Kansas City
03/22	L	112	131		Milwaukee
03/24	W	124	103		Denver
03/27	W	115	97		Washington
03/29	L	108	112		at Boston
03/30	W	122	117		at Chicago
04/02	W	102	91		at Atlanta
04/03	L	110	113		Cleveland
04/05	W	116	113		Chicago
04/06	L	117	121		at Indiana
04/09	W	113	104		Boston
04/10	L	100	125		at New Jersey
04/12	W	111	105		Indiana
04/13	L	106	118		at Washington

** denotes overtime*
*** denotes double-overtime*

1985–86 SEASON STATISTICS

RECORD: 54-28 (.659) **HOME: 31-10** **AWAY: 23-18** **2ND ATLANTIC DIVISION**

PLAYER	G-GS	MIN	FG-FGA	PCT	FT-FTA	PCT	OFF	DEF	TOT	AST	PF-DQ	STL	TO	BLK	PTS	AVG
Malone	74-74	2706	571-1246	.458	617-784	.787	339	533	872	90	194-0	67	261	71	1759	23.8
Barkley	80-80	2952	595-1041	.572	396-578	.685	354	672	1026	312	333-8	173	350	125	1603	20.0
Erving	74-74	2474	521-1085	.480	289-368	.785	169	201	370	248	196-3	113	214	82	1340	18.1
Cheeks	82-82	3270	490-913	.537	282-335	.842	55	180	235	753	160-0	207	238	27	1266	15.4
McAdoo	29-0	609	116-251	.462	62-81	.765	25	78	103	35	64-0	10	49	18	294	10.1
Threatt	70-27	1754	310-684	.453	75-90	.833	21	100	121	193	157-1	93	102	5	696	9.9
Thompson	23-8	432	70-194	.361	37-43	.860	27	36	63	24	49-1	15	30	17	179	7.8
Catledge	64-7	1092	202-431	.469	90-139	.647	107	165	272	21	127-0	31	69	8	494	7.7
Jones	70-42	1519	189-338	.559	114-145	.786	49	120	169	126	159-0	48	90	50	492	7.0
Wood	29-1	455	57-136	.419	27-34	.794	9	18	27	75	24-0	14	20	0	154	5.3
Green	21-0	232	39-91	.429	14-23	.609	10	25	35	6	27-0	1	18	2	92	4.4
Moss	60-0	852	95-239	.397	54-74	.730	25	65	90	89	106-0	50	61	12	249	4.2
Toney	6-0	84	11-36	.306	3-8	.375	2	3	5	12	8-0	2	7	0	25	4.2
Stokes	31-13	350	56-119	.471	14-21	.667	27	30	57	17	56-0	14	19	11	126	4.1
Johnson	75-2	1069	105-223	.471	51-81	.630	106	149	255	15	129-0	23	38	62	261	3.5
Carter	4-0	36	5-16	.313	5-6	.833	0	1	1	1	8-0	0	1	0	15	3.8
Winters	4-0	17	3-13	.231	0-0	---	1	2	3	0	1-0	1	2	0	6	1.5
Young	2-0	2	0-2	.000	0-0	---	0	0	0	0	0-0	0	0	0	0	0.0
76ERS	**82**	**19905**	**3435-7058**	**.487**	**2130-2810**	**.758**	**1326**	**2378**	**3704**	**2017**	**1798-13**	**862**	**1595**	**490**	**9051**	**110.4**
OPPONENTS	**82**	**19905**	**3615-7328**	**.493**	**1546-2041**	**.757**	**1189**	**2228**	**3417**	**2255**	**2187-41**	**802**	**1520**	**469**	**8858**	**108.0**

3-PT FG: 76ERS 51-224 (.228), Malone 0-1 (.000), Barkley 17-75 (.227), Erving 9-32 (.281), Cheeks 4-17 (.235), Threatt 1-24 (.042), Thompson 2-12 (.167), Catledge 0-4 (.000), Jones 0-1 (.000), Wood 13-29 (.448), Moss 5-25 (.200), Toney 0-2 (.000), Stokes 0-1 (.000), Winters 0-1 (.000), OPPONENTS 82-282 (.291).

1985-86 GAME-BY-GAME RESULTS

DATE	W/L	76ERS	OPP		TEAM
10/26	W	99	89		at New York
10/29	L	117	119		at Milwaukee
10/30	W	132	125	*	Detroit
11/01	L	102	106		at New Jersey
11/02	L	113	114	*	at Atlanta
11/06	W	105	97		Indiana
11/08	L	95	107		San Antonio
11/10	W	105	97		Milwaukee
11/13	W	110	106		Chicago
11/16	L	97	118		at Washington
11/20	W	117	113		Golden State
11/22	L	103	110		at Boston
11/23	L	114	119		Detroit
11/26	L	91	98		Boston
11/27	W	111	100		at New Jersey
11/29	W	110	100		at Indiana
11/30	W	115	95		at New York
12/03	W	127	107		at Detroit
12/04	W	115	110	*	Washington
12/06	L	121	123		Denver
12/08	L	100	105		Seattle
12/11	W	125	110		Cleveland
12/12	L	102	106		at Chicago
12/14	L	103	107		at Atlanta
12/17	W	102	96		at Indiana
12/18	W	126	108		Houston
12/20	W	112	105		Utah
12/21	W	108	102		Boston
12/26	W	117	108		at L.A. Clippers
12/28	W	100	98		at Phoenix
12/30	W	87	84		at Sacramento
01/01	W	121	119	*	at Portland
01/04	L	100	115		at Houston
01/06	W	108	102		at San Antonio
01/08	W	116	114		L.A. Clippers
01/10	W	113	102		Sacramento
01/11	W	102	101		at Detroit
01/14	W	123	105		at New Jersey
01/15	L	89	123		New Jersey
01/17	W	120	118	*	at Chicago
01/20	W	103	93		New York
01/22	W	118	111		Phoenix
01/24	W	121	114		at Cleveland
01/26	L	103	105		at Boston
01/28	W	106	99		at Seattle
01/29	L	86	107		at Utah
01/31	L	100	134		at L.A. Lakers
02/01	L	121	125		at Golden State
02/05	W	142	107		New Jersey
02/06	W	111	103		at Cleveland
02/12	W	106	98		Chicago
02/13	W	95	92		at New York
02/15	L	133	134	*	at Detroit
02/17	L	106	111		Milwaukee
02/19	W	153	133		Portland
02/21	W	97	87		Washington
02/23	L	111	117	*	L.A. Lakers
02/25	W	122	108		at Chicago
02/28	W	123	120		at Dallas
03/01	W	118	107		at Denver
03/04	L	121	128		at Atlanta
03/05	L	114	122	*	Atlanta
03/07	L	95	125		at Milwaukee
03/09	W	120	102		Indiana
03/11	W	101	91		at Indiana
03/12	W	105	95		New York
03/14	W	109	100		Cleveland
03/16	L	101	118		at Boston
03/17	W	118	112	*	at Cleveland
03/19	W	118	112		Chicago
03/21	W	112	105		Washington
03/22	W	123	115		New Jersey
03/24	L	93	100		at Washington
03/26	W	112	103		Atlanta
03/28	L	94	116		Milwaukee
03/30	W	114	113		Dallas
04/02	W	93	87		New York
04/04	W	122	102		Cleveland
04/06	W	95	94		Boston
04/08	W	116	112		Detroit
04/11	W	130	122		Indiana
04/13	L	97	98		at Washington

** denotes overtime*

1986–87 SEASON STATISTICS

RECORD: 45-37 (.549) **HOME: 28-13** **AWAY: 17-24** **2ND ATLANTIC DIVISION**

PLAYER	G-GS	MIN	FG-FGA	PCT	FT-FTA	PCT	OFF	DEF	TOT	AST	PF-DQ	STL	TO	BLK	PTS	AVG
Barkley	68-62	2740	557-937	.594	429-564	.761	390	604	994	331	252-5	119	322	104	1564	23.0
Erving	60-60	1918	400-850	.471	191-235	.813	115	149	264	191	137-0	76	158	94	1005	16.8
Cheeks	68-68	2624	415-788	.527	227-292	.777	47	168	215	538	109-0	180	173	15	1061	15.6
Robinson	55-30	1586	338-729	.464	139-184	.755	86	221	307	89	150-1	86	123	30	815	14.8
Hinson	76-58	2489	393-823	.478	273-360	.758	150	338	488	60	281-4	45	149	161	1059	13.9
McCormick	81-79	2817	391-718	.545	251-349	.719	180	431	611	114	270-4	36	153	64	1033	12.8
Toney	52-12	1058	197-437	.451	133-167	.796	16	69	85	188	78-0	18	112	8	549	10.6
Threatt	28-8	668	108-261	.414	42-53	.792	18	39	57	82	76-0	32	47	4	265	9.5
Ruland	5-2	116	19-28	.679	9-12	.750	12	16	28	10	13-0	0	10	4	47	9.4
Wingate	77-9	1612	259-602	.430	149-201	.741	70	86	156	155	169-1	93	128	19	680	8.8
Colter	43-13	849	120-255	.471	49-68	.721	14	52	66	116	61-0	37	38	6	293	6.8
Free	20-2	285	39-123	.317	36-47	.766	5	14	19	30	26-0	5	18	4	116	5.8
Green	19-0	172	25-70	.357	14-19	.737	6	22	28	7	8-0	4	15	2	64	3.4
McNamara	11-1	113	14-30	.467	7-19	.368	17	19	36	2	17-0	1	8	0	35	3.2
Lampley	1-0	16	1-3	.333	1-2	.500	1	4	5	0	0-0	1	1	0	3	3.0
Vranes	58-6	817	59-138	.428	21-45	.467	51	95	146	30	127-0	35	26	25	140	2.4
76ERS	**82**	**19880**	**3335-6792**	**.491**	**1971-2617**	**.753**	**1178**	**2327**	**3505**	**1943**	**1774-15**	**768**	**1519**	**540**	**8729**	**106.5**
OPPONENTS	**82**	**19880**	**3537-7204**	**.491**	**1552-2049**	**.757**	**1214**	**2202**	**3416**	**2202**	**1982-30**	**813**	**1372**	**446**	**8745**	**106.6**

3-PT FG: 76ERS 88-340 (.259), Barkley 21-104 (.202), Erving14-53 (.264), Cheeks 4-17 (.235), Robinson 0-4 (.000), Hinson 0-1 (.000), McCormick 0-4 (.000), Toney 22-67 (.328), Threatt 7-16 (.438), Wingate 13-52 (.250), Colter 4-8 (.500), Free 2-9 (.222), Vranes 1-5 (.200). OPPONENTS 119-416 (.286).

1986-87 GAME-BY-GAME RESULTS

DATE	W/L	76ERS	OPP		TEAM
10/31	W	108	104		Indiana
11/02	L	113	122		Atlanta
11/04	L	121	125	**	at Indiana
11/05	W	107	101		Milwaukee
11/07	W	114	97		San Antonio
11/09	W	125	119		at Portland
11/11	W	121	114		at Seattle
11/13	L	104	112		at Golden State
11/14	L	97	127		at Phoenix
11/16	W	103	90		at L.A. Clippers
11/19	W	98	94		New York
11/21	L	110	120		Detroit
11/23	W	114	104		Houston
11/25	W	102	100		Boston
11/28	W	116	112		Portland
12/03	W	115	110	*	Milwaukee
12/05	L	106	108		at Boston
12/06	W	105	100		New Jersey
12/10	W	122	112		Indiana
12/12	L	90	123		at New Jersey
12/13	L	120	123		at Cleveland
12/16	L	91	103		at Milwaukee
12/17	L	107	110		Cleveland
12/19	W	122	100		Boston
12/20	L	88	98		Detroit
12/22	L	111	114		Utah
12/25	L	97	102		Washington
12/27	W	99	95		at Sacramento
12/28	L	85	111		at L.A. Lakers
12/30	W	111	108		at Denver
01/02	W	104	99		at Utah
01/05	W	108	102		L.A. Clippers
01/07	W	109	102		at Atlanta
01/09	L	84	94		New York
01/10	L	111	117		at Washington
01/13	W	101	94		at Indiana
01/14	W	96	93		Atlanta
01/17	L	89	105		at Chicago
01/19	W	107	104		Phoenix
01/21	W	129	123	*	Seattle
01/25	L	96	111		at Boston
01/27	W	108	103		at New York
01/28	W	109	107		Cleveland
01/30	W	121	112		Chicago
01/31	L	105	106		at Washington
02/03	W	99	94		at Indiana
02/04	W	121	95		at New Jersey
02/10	L	99	104		at Chicago
02/11	L	113	123	*	Detroit
02/14	L	107	125		at Detroit
02/16	W	111	101		at New York
02/18	W	114	103		Golden State
02/20	W	123	91		Sacramento
02/22	L	110	112	*	L.A. Lakers
02/23	L	103	112		at Atlanta
02/26	L	94	96		at San Antonio
02/27	L	110	123		at Dallas
03/01	W	102	97		at Houston
03/04	L	99	102		New York
03/06	W	123	113		Washington
03/07	L	102	114		New Jersey
03/10	W	100	91		at Cleveland
03/11	W	117	108		Chicago
03/14	L	95	98		at Detroit
03/18	W	109	107		Atlanta
03/20	W	116	106		Denver
03/21	W	105	102		at Milwaukee
03/23	L	100	103		Dallas
03/24	L	91	93		at Chicago
03/27	W	110	99		New Jersey
03/29	L	100	118		at Boston
03/31	W	116	105		at Cleveland
04/01	W	108	99		Cleveland
04/03	L	109	113		at New Jersey
04/05	W	106	104	*	Boston
04/06	L	101	108		at New York
04/08	L	92	110		at Atlanta
04/10	W	98	96	*	Chicago
04/13	W	113	105		Washington
04/15	L	95	128		at Milwaukee
04/17	L	111	115		Indiana
04/19	W	108	102		at Washington

** denotes overtime*
*** denotes double-overtime*

1987–88 SEASON STATISTICS

RECORD: 36-46 (.439) **HOME: 27-14** **AWAY: 9-32** **4TH ATLANTIC DIVISION**

PLAYER	G-GS	MIN	FG-FGA	PCT	FT-FTA	PCT	OFF	DEF	TOT	AST	PF-DQ	STL	TO	BLK	PTS	AVG
Barkley	80-80	3170	753-1283	.587	714-951	.751	385	566	951	254	278-6	100	304	103	2264	28.3
Robinson	62-51	2110	483-1041	.464	210-293	.717	116	289	405	131	192-4	79	161	39	1178	19.0
Gminski	47-47	1767	290-652	.445	212-226	.938	163	331	494	84	98-0	36	94	85	792	16.9
Cheeks	79-79	2871	428-865	.495	227-275	.825	59	194	253	635	116-0	167	160	22	1086	13.7
Hinson	29-10	845	123-272	.452	89-124	.718	53	116	169	27	90-3	24	63	68	335	11.6
Wingate	61-22	1419	218-545	.400	99-132	.750	44	57	101	119	125-0	47	104	22	545	8.9
Coleman	43-14	841	110-213	.516	76-101	.752	58	119	177	23	120-1	15	55	25	296	6.9
G. Henderson	69-3	1436	189-439	.431	136-168	.810	26	71	97	218	173-0	67	125	5	581	8.4
McCormick	23-17	601	71-138	.514	37-53	.698	49	95	144	26	75-1	14	35	8	179	7.8
Toney	29-15	522	72-171	.421	58-72	.806	8	39	47	108	35-0	11	50	6	211	7.3
King	72-44	1593	211-540	.391	78-103	.757	71	145	216	109	219-4	39	93	18	517	7.2
D. Henderson	22-1	351	47-116	.405	32-47	.681	11	24	35	34	41-0	12	40	5	126	5.7
Welp	10-0	132	18-31	.581	12-18	.667	11	13	24	5	25-0	5	9	5	48	4.8
Askew	14-2	234	22-74	.297	8-11	.727	6	16	22	33	12-0	10	12	6	52	3.7
McNamara	42-18	581	52-133	.391	48-66	.727	66	91	157	18	67-0	4	26	12	152	3.6
Thornton	41-2	508	59-111	.532	29-47	.617	41	58	99	11	80-1	9	27	3	147	3.6
Colter	12-0	152	15-40	.375	7-9	.778	7	11	18	26	20-0	6	11	0	37	3.1
Vranes	57-5	772	53-121	.438	15-35	.429	45	72	117	36	100-0	27	25	33	121	2.1
76ERS	**82**	**19905**	**3214-6785**	**.474**	**2087-2731**	**.764**	**1219**	**2307**	**3526**	**1897**	**1866-20**	**672**	**1433**	**465**	**8667**	**105.7**
OPPONENTS	**82**	**19905**	**3501-7063**	**.496**	**1640-2163**	**.758**	**1109**	**2225**	**3334**	**2217**	**2118-25**	**718**	**1280**	**441**	**8785**	**107.1**

3-PT FG: 76ERS 152-471 (.323), Barkley 44-157 (.280), Robinson 2-9 (.222), Cheeks 3-22 (.136), Hinson 0-1 (.000), Wingate 10-40 (.250), Coleman 0-1 (.000), G. Henderson 67-159 (.421), Toney 9 -27 (.333), King 17-49 (.347), D. Henderson 0-1 (.000), Thornton 0-2 (.000), Vranes 0-3 (.000). OPPONENTS 143-423 (.338).

1987-88 GAME-BY-GAME RESULTS

DATE	W/L	76ERS	OPP		TEAM
11/06	W	108	95		Indiana
11/07	L	94	104		at Chicago
11/13	L	94	113		Detroit
11/14	L	83	104		at Atlanta
11/18	W	113	109		at Detroit
11/20	W	116	85		Boston
11/21	L	88	101		at Cleveland
11/24	W	108	104		Cleveland
11/27	L	103	109		at Golden State
11/28	L	114	115	*	at Sacramento
11/30	W	106	100		at Utah
12/02	L	85	88		at L.A. Clippers
12/04	W	118	105		Seattle
12/08	W	109	96		at Chicago
12/09	W	94	86		Portland
12/12	L	121	131		Denver
12/16	W	114	102		San Antonio
12/17	W	106	96		at New York
12/19	W	95	90		Dallas
12/20	L	87	124		at Boston
12/22	L	115	118		Boston
12/23	W	110	106		at New Jersey
12/25	L	100	106		Atlanta
12/28	L	101	117		at Phoenix
12/29	L	115	131		at L.A. Lakers
01/01	L	125	127		at Portland
01/02	L	114	116		at Seattle
01/04	W	122	114		Phoenix
01/06	W	116	93		Utah
01/08	W	117	103		L.A. Clippers
01/09	W	126	110		Cleveland
01/12	L	103	106		at Milwaukee
01/13	W	104	95		New Jersey
01/15	W	119	104		New York
01/16	L	96	110		at New York
01/20	L	98	110		Washington
01/24	L	99	131		at Washington
01/25	L	117	118	*	at Washington
01/27	L	109	119	*	Chicago
01/29	W	94	89		Indiana
01/31	L	85	100		at Boston
02/03	W	96	84		Golden State
02/04	L	95	109		at Indiana
02/09	L	110	112		at Atlanta
02/11	W	119	113	*	Milwaukee
02/14	L	105	109		at New Jersey
02/15	L	95	102		at Detroit
02/17	L	107	115		Cleveland
02/19	W	115	100		New Jersey
02/21	L	115	120	*	at Milwaukee
02/22	L	106	119		at Houston
02/24	L	121	123	*	at San Antonio
02/26	L	104	120		at Denver
02/27	L	91	100		at Dallas
02/29	W	102	101		Chicago
03/03	L	93	97		at Chicago
03/04	L	108	110	*	at New York
03/06	W	105	100		at Indiana
03/07	L	104	110		L.A. Lakers
03/11	W	124	118		Sacramento
03/13	W	104	96		Washington
03/15	L	90	104		at Atlanta
03/16	W	115	108		New York
03/18	W	129	109		Indiana
03/19	W	94	89		at Washington
03/22	L	90	102		at New Jersey
03/23	L	102	118		Chicago
03/25	W	97	93		at Boston
03/28	W	108	98		Houston
03/30	W	134	109		Milwaukee
04/01	L	93	105		Atlanta
04/05	L	119	136		New York
04/08	L	86	96		Detroit
04/10	L	108	117		Boston
04/11	W	115	102		at Milwaukee
04/13	W	98	97	*	Washington
04/15	L	101	103	*	Atlanta
04/16	L	92	126		at Indiana
04/19	W	115	102		Milwaukee
04/21	W	104	101		New Jersey
04/23	L	99	104		at Cleveland
04/24	L	118	128		at Detroit

** denotes overtime*

1988–89 SEASON STATISTICS

RECORD: 46-36 (.561) **HOME: 30-11** **AWAY: 16-25** **2ND ATLANTIC DIVISION**

PLAYER	G-GS	MIN	FG-FGA	PCT	FT-FTA	PCT	OFF	DEF	TOT	AST	PF-DQ	STL	TO	BLK	PTS	AVG
Barkley	79-79	3088	700-1208	.579	602-799	.753	403	583	986	325	262-3	126	254	67	2037	25.8
Gminski	82-82	2739	556-1166	.477	297-341	.871	213	556	769	138	142-0	46	129	106	1409	17.2
Anderson	82-12	2618	566-1152	.491	196-229	.856	167	239	406	139	166-1	71	126	23	1330	16.2
Robinson	14-13	416	90-187	.481	32-44	.727	19	56	75	32	37-0	17	34	2	212	15.1
Hawkins	79-79	2577	442-971	.455	241-290	.831	51	174	225	239	184-0	120	158	37	1196	15.1
Cheeks	71-70	2298	336-696	.483	151-195	.774	39	144	183	554	114-0	105	116	17	824	11.6
Smith	36-18	695	105-220	.477	65-93	.699	31	55	86	68	100-3	24	44	15	279	7.8
Henderson	65-0	986	144-348	.414	104-127	.819	17	51	68	140	121-1	42	73	3	425	6.5
Brooks	82-6	1372	156-371	.420	61-69	.884	19	75	94	306	116-0	69	65	3	428	5.2
Coleman	58-11	703	117-241	.485	61-77	.792	49	128	177	17	120-0	10	48	18	295	5.1
Jones	42-34	577	81-179	.453	50-67	.746	24	71	95	33	50-0	16	39	13	212	5.0
Wingate	33-6	372	54-115	.470	27-34	.794	12	25	37	73	43-0	9	35	2	137	4.2
Myers	4-0	40	6-12	.500	2-4	.500	3	7	10	2	3-0	3	4	0	14	3.5
Welp	72-0	843	99-222	.446	48-73	.658	59	134	193	29	176-0	23	42	41	246	3.4
Thornton	54-0	449	47-111	.423	32-60	.533	36	56	92	15	87-0	8	23	7	127	2.4
Rowinski	3-0	7	1-2	.500	1-2	.500	1	2	3	0	0-0	0	0	0	3	1.0
76ERS	**82**	**19780**	**3500-7201**	**.486**	**1970-2504**	**.787**	**1143**	**2356**	**3499**	**2110**	**1721-8**	**689**	**1214**	**354**	**9174**	**111.9**
OPPONENTS	**82**	**19780**	**3658-7296**	**.501**	**1565-2023**	**.774**	**1149**	**2412**	**3561**	**2281**	**1984-26**	**640**	**1269**	**445**	**9051**	**110.4**

3-PT FG: 76ERS 204-646 (.316), Barkley 35-162 (.216), Gminski 0-6 (.000), Anderson 2-11 (.182), Robinson 0-1 (.000), Hawkins 71-166 (.428), Cheeks 1-13 (.077), Smith 4-16 (.250), Henderson 33-107 (.308), Brooks 55-153 (.359), Jones 0-1 (.000), Wingate 2-6 (.333), Welp 0-1 (.000), Thornton 1-3 (.333). OPPONENTS 170-495 (.343).

1988-89 GAME-BY-GAME RESULTS

DATE	W/L	76ERS	OPP		TEAM
11/04	W	129	110		L.A. Clippers
11/05	W	129	115		Boston
11/08	L	109	116		Detroit
11/09	L	103	114		at Milwaukee
11/11	W	107	105		Atlanta
11/15	L	107	120		at Chicago
11/16	W	123	110		Chicago
11/18	W	137	135		New York
11/19	L	122	141		at New York
11/22	W	130	103		at Washington
11/23	W	104	91		Cleveland
11/25	W	123	116		Charlotte
11/26	W	122	114		Indiana
11/28	L	104	109		L.A. Lakers
11/30	W	114	106		Portland
12/01	L	107	109		at Charlotte
12/03	W	107	100		at Indiana
12/07	W	134	109		Denver
12/09	L	107	121		at Boston
12/10	L	100	106		at Detroit
12/13	L	91	109		Milwaukee
12/14	L	96	103		at Atlanta
12/16	W	114	106		at New Jersey
12/17	W	119	107		Utah
12/20	L	102	108		Dallas
12/25	W	125	110		Washington
12/27	L	112	119		at Golden State
12/28	L	123	128		at L.A. Lakers
12/30	L	95	102		at Utah
01/05	L	104	119		at San Antonio
01/07	W	96	95		at Houston
01/09	W	121	103		at Dallas
01/11	W	103	94		New Jersey
01/13	W	114	101		Atlanta
01/15	W	116	109		at Charlotte
01/16	L	122	127	*	Charlotte
01/18	W	115	104		Boston
01/20	L	109	117		at Boston
01/21	L	105	107		at Washington
01/25	W	120	108		Chicago
01/27	W	113	112		Golden State
01/28	W	123	105		at New Jersey
01/31	L	103	118		at Cleveland
02/01	W	114	110	*	Washington
02/03	L	106	124		Detroit
02/08	W	109	102		Seattle
02/14	W	113	108		at Indiana
02/15	W	113	98		Indiana
02/17	L	127	129	*	New Jersey
02/18	L	100	118		at Cleveland
02/22	W	139	108		at Miami
02/24	L	95	120		at Phoenix
02/26	L	115	122		at Denver
02/28	W	123	105		at L.A. Clippers
03/01	W	114	111		at Sacramento
03/03	L	121	129		at Portland
03/04	L	104	118		at Seattle
03/06	L	106	110		Phoenix
03/07	W	90	88		at Chicago
03/09	W	106	96		Sacramento
03/11	L	106	111		Detroit
03/15	W	100	96		New Jersey
03/16	W	121	112		at New York
03/18	L	114	123		at Washington
03/20	L	109	129		New York
03/22	W	100	97		Cleveland
03/24	W	135	122		San Antonio
03/26	L	103	105		at Boston
03/28	W	117	115	*	Boston
03/31	W	114	93		Miami
04/02	W	108	99		Houston
04/04	W	124	113		at New York
04/05	L	93	135		at Atlanta
04/07	W	118	108		at Charlotte
04/08	L	103	113		at Milwaukee
04/11	L	90	92		at Cleveland
04/14	L	115	119		Charlotte
04/16	W	115	112		New York
04/18	W	124	102		Milwaukee
04/20	W	105	92		at New Jersey
04/21	L	91	100		at Detroit
04/23	W	115	106		Washington

** denotes overtime*

1989–90 SEASON STATISTICS

RECORD: 53-29 (.646) **HOME: 34-7** **AWAY: 19-22** **1ST ATLANTIC DIVISION**

PLAYER	G-GS	MIN	FG-FGA	PCT	FT-FTA	PCT	OFF	DEF	TOT	AST	PF-DQ	STL	TO	BLK	PTS	AVG
Barkley	79-79	3085	706-1177	.600	557-744	.749	361	548	909	307	250-2	148	243	50	1989	25.2
Hawkins	82-82	2856	522-1136	.460	387-436	.888	85	219	304	261	217-2	130	185	28	1515	18.5
Dawkins	81-81	2865	465-950	.489	210-244	.861	48	199	247	601	159-1	121	214	9	1162	14.3
Gminski	81-81	2659	458-1002	.457	193-235	.821	196	491	687	128	136-0	43	98	102	1112	13.7
Anderson	78-3	2089	379-841	.451	165-197	.838	81	214	295	143	143-0	72	78	13	926	11.9
Mahorn	75-66	2271	313-630	.497	183-256	.715	167	401	568	98	251-2	44	104	103	811	10.8
Smith	75-7	1405	261-514	.508	130-186	.699	62	110	172	109	198-2	35	85	20	668	8.9
Vincent	17-5	259	45-105	.429	33-37	.892	13	23	36	8	23-0	10	14	2	124	7.3
Brooks	72-1	975	119-276	.431	50-57	.877	15	49	64	207	105-0	47	38	0	319	4.4
Payne	35-4	216	47-108	.435	16-18	.889	11	15	26	10	37-0	7	20	6	114	3.3
Copeland	23-0	110	31-68	.456	11-14	.786	4	6	10	9	12-0	1	19	1	74	3.2
Nimphius	38-1	314	38-91	.418	14-30	.467	22	39	61	6	45-0	4	12	18	90	2.4
Thornton	56-0	592	48-112	.429	26-51	.510	45	88	133	17	105-1	20	35	12	123	2.2
Gaines	9-0	81	4-12	.333	1-4	.250	1	4	5	26	11-0	4	10	0	10	1.1
Lloyd	2-0	10	1-2	.500	0-0	---	0	0	0	0	3-0	0	4	0	2	1.0
Shouse	3-0	18	0-4	.000	0-0	---	0	0	0	2	2-0	1	2	1	0	0.0
76ERS	**82**	**19805**	**3437-7028**	**.489**	**1976-2509**	**.788**	**1111**	**2406**	**3517**	**1932**	**1697-10**	**687**	**1209**	**365**	**9039**	**110.2**
OPPONENTS	**82**	**19805**	**3417-7117**	**.480**	**1584-2054**	**.771**	**1113**	**2356**	**3469**	**2155**	**1945-16**	**636**	**1234**	**380**	**8630**	**105.2**

3-PT FG: 76ERS 189-543 (.348), Barkley 20-92 (.217), Hawkins 84-200 (.420), Dawkins 22-66 (.333), Gminski 3-17 (.176), Anderson 3-21 (.143), Mahorn 2-9 (.222), Smith 16-36 (.444), Vincent 1-1 (1.000), Brooks 31-79 (.392), Payne 4-10 (.400), Copeland 1-5 (.200), Nimphius 0-1 (.000), Thornton 1-3 (.333), Gaines 1-2 (.500), Shouse 0-1 (.000). OPPONENTS 212-573 (.370).

1989-90 GAME-BY-GAME RESULTS

DATE	W/L	76ERS	OPP		TEAM
11/04	L	96	102		Milwaukee
11/08	W	115	91		Miami
11/10	L	118	125	*	at Minnesota
11/11	W	104	96		at Milwaukee
11/14	L	94	96		at Boston
11/15	W	109	96		Charlotte
11/17	W	108	101		San Antonio
11/18	L	103	116		at Orlando
11/22	W	113	103		at Miami
11/24	W	121	108		Washington
11/25	W	111	103		at Indiana
11/29	W	114	84		Cleveland
12/01	L	90	107		at Washington
12/02	L	92	100		at Atlanta
12/05	L	103	110		at New York
12/06	W	121	98		Miami
12/08	W	107	101		Detroit
12/09	L	105	125		at Chicago
12/12	L	82	97		at New Jersey
12/13	W	112	103		Atlanta
12/15	L	88	95		Dallas
12/20	W	118	111		Washington
12/22	W	89	88		at Boston
12/23	W	131	104		Chicago
12/26	L	111	114		at Denver
12/27	L	106	110		at Seattle
12/29	L	95	105		at Sacramento
12/30	W	100	95		at L.A. Clippers
01/03	L	94	103		at San Antonio
01/05	W	104	79		at Dallas
01/06	L	119	124	*	at Houston
01/08	W	120	116		Indiana
01/10	W	113	111		New York
01/12	L	102	113		Cleveland
01/13	W	120	101		at Washington
01/17	W	112	108		Detroit
01/19	W	102	95		at Miami
01/20	W	108	98		New Jersey
01/23	W	103	88		at Cleveland
01/24	W	125	103		Orlando
01/26	W	120	109		Chicago
01/27	W	125	101		Washington
01/31	W	112	108		at Indiana
02/02	W	119	109		Milwaukee
02/04	W	105	102		at Milwaukee
02/05	W	114	89		Utah
02/07	L	112	113		Golden State
02/08	L	99	101		at Orlando
02/14	W	122	112		New Jersey
02/16	W	100	96	*	Seattle
02/18	W	110	109		at Portland
02/19	L	102	115		at Utah
02/21	W	96	95		at Golden State
02/23	L	116	122		at L.A. Lakers
02/24	L	99	126		at Phoenix
02/26	W	129	110		Orlando
03/01	W	105	100		at New York
03/02	L	112	115	*	at Detroit
03/05	W	128	105		L.A. Clippers
03/07	W	110	93		New York
03/09	L	100	104		Portland
03/11	L	105	107		at Boston
03/13	L	102	119		at Cleveland
03/14	W	116	110		L.A. Lakers
03/16	W	119	110		New Jersey
03/17	L	109	114		at Chicago
03/19	W	108	94		at New Jersey
03/21	W	118	97		Miami
03/23	W	115	99		Sacramento
03/24	W	114	112	*	at Washington
03/28	W	122	104		Boston
03/30	W	149	131		Denver
04/01	W	141	112		Phoenix
04/03	W	133	112		Houston
04/06	L	104	114		at New York
04/07	W	112	108		at Atlanta
04/10	L	111	123		Atlanta
04/12	W	110	77		Minnesota
04/14	W	109	102		at Charlotte
04/18	W	124	113		Indiana
04/19	W	107	97		at Detroit
04/22	L	98	118		Boston

** denotes overtime*

1990-91 SEASON STATISTICS

RECORD: 44-38 (.537) **HOME: 29-12** **AWAY: 15-26** **2ND ATLANTIC DIVISION**

PLAYER	G-GS	MIN	FG-FGA	PCT	FT-FTA	PCT	OFF	DEF	TOT	AST	PF-DQ	STL	TO	BLK	PTS	AVG
Barkley	67-67	2498	665-1167	.570	475-658	.722	258	422	680	284	173-2	110	210	33	1849	27.6
Hawkins	80-80	3110	590-1251	.472	479-550	.871	48	262	310	299	182-0	178	213	39	1767	22.1
Gilliam	50-50	1695	292-621	.470	164-201	.816	134	230	364	78	120-1	35	110	32	748	15.0
Dawkins	4-4	124	26-41	.634	10-11	.909	0	16	16	28	4-0	3	8	0	63	15.8
Anderson	82-13	2340	512-1055	.485	165-198	.833	103	264	367	115	163-1	65	100	13	1198	14.6
Green	79-75	2248	334-722	.463	117-141	.830	33	104	137	413	130-0	57	108	6	793	10.0
Gminski	30-29	791	109-284	.384	53-63	.841	71	130	201	33	41-0	16	31	34	272	9.1
Mahorn	80-74	2439	261-559	.467	189-240	.788	151	470	621	118	276-6	79	127	56	711	8.9
Turner	70-1	1407	168-383	.439	64-87	.736	36	116	152	311	124-0	63	95	0	412	5.9
Oliver	73-4	800	111-272	.408	52-71	.732	18	62	80	88	76-0	34	50	4	279	3.8
Payne	47-6	444	68-189	.360	26-29	.897	17	49	66	16	43-0	10	21	6	166	3.5
Williams	52-1	508	72-161	.447	37-56	.661	41	70	111	16	92-1	9	40	6	182	3.5
Farmer	2-0	13	2-7	.286	2-2	1.000	2	3	5	0	0-0	0	1	0	6	3.0
Hoppen	11-0	43	6-12	.500	8-12	.667	4	5	9	0	11-0	1	1	0	20	1.8
Elie	3-0	20	2-7	.286	1-2	.500	0	1	1	1	2-0	0	3	0	6	2.0
Bol	82-6	1522	65-164	.396	24-41	.585	66	284	350	20	184-0	16	63	247	155	1.9
Harris	6-0	41	4-16	.250	2-4	.500	0	1	1	0	5-0	1	3	0	10	1.7
Reid	3-0	37	2-14	.143	0-0	---	2	7	9	4	3-0	1	3	3	4	1.3
76ERS	**82**	**20080**	**3289-6925**	**.475**	**1868-2366**	**.790**	**984**	**2496**	**3480**	**1824**	**1629-11**	**678**	**1230**	**479**	**8641**	**105.4**
OPPONENTS	**82**	**20080**	**3536-7432**	**.476**	**1388-1794**	**.774**	**1156**	**2519**	**3675**	**2220**	**1862-23**	**691**	**1177**	**391**	**8656**	**105.6**

3-PT FG: 76ERS 195-618 (.316), Barkley 44-155 (.284), Hawkins 108-270 (.400), Gilliam 0-2 (.000), Dawkins 1-4 (.250), Anderson 9-43 (.209), Green 8-36 (.222), Gminski 1-8 (.125), Mahorn 0-9 (.000), Turner 12-33 (.364), Oliver 5-18 (.278), Payne 4-18 (.222), Williams 1-2 (.500), Farmer 0-1 (.000), Hoppen 0-1 (.000), Elie 1-2 (.500), Bol 1-14 (.071), Harris 0-2 (.000). OPPONENTS 196-660 (.297).

1990-91 GAME-BY-GAME RESULTS

DATE	W/L	76ERS	OPP		TEAM
11/02	W	124	116		at Chicago
11/03	W	112	110	*	New Jersey
11/07	L	101	104		Dallas
11/08	L	111	141		at Milwaukee
11/10	L	88	104		at Cleveland
11/13	W	108	100		at Indiana
11/14	W	112	104		Atlanta
11/16	W	115	102	*	Washington
11/17	L	79	106		at New York
11/19	W	109	101		Charlotte
11/21	W	101	99		Sacramento
11/23	W	111	105		Cleveland
11/24	W	124	121		at Atlanta
11/27	L	92	98		at New Jersey
11/28	W	116	106		Indiana
11/30	L	94	96		at Detroit
12/01	W	116	110		Boston
12/04	W	109	108	*	Milwaukee
12/07	W	135	126		Denver
12/11	W	119	114		at Orlando
12/12	L	100	108		Houston
12/14	W	95	92		Miami
12/18	W	110	99		L.A. Clippers
12/19	L	105	115		at Boston
12/21	W	126	102		at Miami
12/22	W	106	99		Detroit
12/26	W	106	105	*	at Washington
12/28	L	96	115		at Phoenix
12/30	L	107	115		at L.A. Lakers
01/02	L	99	127		at Seattle
01/04	L	99	102		at Utah
01/05	W	120	104		at Denver
01/07	L	102	111	*	San Antonio
01/09	L	99	107		Chicago
01/11	W	120	105		at Milwaukee
01/12	W	109	99		New Jersey
01/18	L	138	141	*	Golden State
01/19	L	97	112		New York
01/21	L	116	117	*	at New York
01/23	L	109	110		Indiana
01/25	W	116	94		Boston
01/26	L	75	79		at Charlotte
02/01	W	96	89		Phoenix
02/03	L	102	110	**	at Minnesota
02/05	L	98	107		at Detroit
02/06	W	108	100		Washington
02/12	L	106	121		at Portland
02/14	L	81	98		at Sacramento
02/16	L	124	133		at Golden State
02/17	W	114	104		at L.A. Clippers
02/19	W	107	104	*	Seattle
02/22	W	103	96		at Miami
02/23	W	103	90		at New Jersey
02/25	W	92	90		L.A. Lakers
02/27	W	107	103		Atlanta
03/01	W	121	111		Portland
03/03	L	92	95		Utah
03/05	L	99	104		at San Antonio
03/06	W	97	92		at Dallas
03/09	L	80	97		at Houston
03/12	W	133	129	**	at Atlanta
03/13	L	94	102		New York
03/15	W	105	103	*	Miami
03/17	L	105	110		at Boston
03/18	W	99	91		Orlando
03/20	W	107	103		Detroit
03/22	W	95	90		Chicago
03/23	L	99	102		at Washington
03/26	L	95	98	*	at New Jersey
03/28	L	90	94		at Charlotte
03/29	W	124	107		Charlotte
03/31	W	110	101		Cleveland
04/02	L	104	121		Milwaukee
04/03	W	107	104		at Indiana
04/07	W	114	111	*	at Chicago
04/10	W	100	84		New York
04/12	L	85	95		Washington
04/14	L	88	96		Minnesota
04/16	L	99	108	*	at New York
04/18	W	122	97		Boston
04/19	L	100	114		at Miami
04/21	L	110	123		at Cleveland

** denotes overtime*
*** denotes double-overtime*

1991–92 SEASON STATISTICS

RECORD: 35-47 (.427) **HOME: 23-18** **AWAY: 12-29** **5TH ATLANTIC DIVISION**

PLAYER	G-GS	MIN	FG-FGA	PCT	FT-FTA	PCT	OFF	DEF	TOT	AST	PF-DQ	STL	TO	BLK	PTS	AVG
Barkley	75-75	2881	622-1126	.552	454-653	.695	271	559	830	308	196-2	136	235	44	1730	23.1
Hawkins	81-81	3013	521-1127	.462	403-461	.874	53	218	271	248	174-0	157	189	43	1536	19.0
Gilliam	81-81	2771	512-1001	.511	343-425	.807	234	426	660	118	176-1	51	166	85	1367	16.9
Anderson	82-11	2432	469-1008	.465	143-163	.877	96	182	278	135	128-0	86	109	11	1123	13.7
Dawkins	82-82	2815	394-902	.437	164-186	.882	42	185	227	567	158-0	89	183	5	988	12.0
Shackleford	72-62	1399	205-422	.486	63-95	.663	145	270	415	46	205-3	38	62	51	473	6.6
Wiggins	49-0	569	88-229	.384	35-51	.686	43	51	94	22	67-0	20	25	1	211	4.3
Mayes	21-0	215	28-94	.298	20-30	.667	3	12	15	32	32-0	14	28	1	90	4.3
Williams	50-8	646	75-206	.364	56-88	.636	62	83	145	12	110-1	20	44	20	206	4.1
Ruland	13-5	209	20-38	.526	11-16	.688	16	31	47	5	45-0	7	20	4	51	3.9
Grant	55-0	834	99-217	.456	19-22	.864	13	52	65	199	73-0	37	41	2	224	4.1
Payne	49-3	353	65-145	.448	9-13	.692	13	41	54	17	34-0	16	19	8	144	2.9
Oliver	34-0	279	33-100	.330	15-22	.682	10	20	30	20	33-0	10	24	2	81	2.4
Ansley	8-0	32	5-11	.455	5-6	.833	2	2	4	2	6-0	0	3	0	15	1.9
Bol	71-2	1267	49-128	.383	12-26	.462	54	168	222	22	139-1	11	41	205	110	1.5
Hoppen	11-0	40	2-7	.286	5-10	.500	1	9	10	2	6-0	0	3	0	9	0.8
76ERS	**82**	**19755**	**3187-6761**	**.471**	**1757-2267**	**.775**	**1058**	**2309**	**3367**	**1755**	**1582-8**	**692**	**1238**	**482**	**8358**	**101.9**
OPPONENTS	**82**	**19755**	**3449-7145**	**.483**	**1375-1772**	**.776**	**1171**	**2365**	**3536**	**2226**	**1766-11**	**686**	**1184**	**454**	**8462**	**103.2**

3-PT FG: 76ERS 227-680 (.334),Barkley 32-137 (.234), Hawkins 91-229 (.397), Gilliam 0-2 (.000), Anderson 42-127 (.331), Dawkins 36-101 (.356), Shackleford 0-1 (.000), Wiggins 0-1 (.000), Mayes 14-39 (.359), Grant 7-18 (.389), Payne 5-12 (.417), Oliver 0-4 (.000), Bol 0-9 (.000). OPPONENTS 189-615 (.307).

1991-92 GAME-BY-GAME RESULTS

DATE	W/L	76ERS	OPP		TEAM
11/01	L	90	110		at Chicago
11/02	L	115	122		Orlando
11/05	W	107	106		at Washington
11/06	W	107	105		New Jersey
11/08	W	126	116		Golden State
11/11	W	102	99		Milwaukee
11/13	W	121	100		at Orlando
11/15	L	97	122		at Boston
11/16	W	89	86		at Detroit
11/20	W	114	107		Miami
11/22	L	92	99		Atlanta
11/23	L	92	100		at New York
11/26	L	91	95		Cleveland
11/27	L	97	107		at Cleveland
11/29	L	92	95		at Miami
11/30	L	91	93		L.A. Lakers
12/03	L	86	88		at New Jersey
12/06	W	105	102	*	Portland
12/07	W	103	100		Chicago
12/11	L	88	98		Denver
12/13	W	104	95		at Minnesota
12/14	W	104	95		Seattle
12/18	L	105	107		Utah
12/20	W	127	99		Miami
12/21	L	97	110		at Milwaukee
12/23	L	106	114		Charlotte
12/26	W	113	110		at Indiana
12/28	L	95	102		at L.A. Clippers
12/30	L	93	109		at Denver
01/02	L	110	114		at Sacramento
01/04	W	112	93		at Seattle
01/05	L	102	115		at Portland
01/08	W	114	104		Houston
01/10	W	102	90		L.A. Clippers
01/11	L	102	108		at Cleveland
01/14	L	80	103		at Chicago
01/17	L	95	98		at Boston
01/18	W	105	101		at Washington
01/20	W	99	91		Washington
01/22	W	119	109		New York
01/24	W	119	86		Minnesota
01/25	W	115	94		New Jersey
01/28	L	109	110		at Atlanta
01/29	L	90	115		Indiana
01/31	W	112	88		Orlando
02/01	W	126	110		Boston
02/05	L	108	110	*	Cleveland
02/11	W	114	102		at Miami
02/12	L	87	102		New Jersey
02/14	L	99	107		at New Jersey
02/16	L	83	90		Detroit
02/18	W	94	90		at Dallas
02/20	L	101	110		at Houston
02/21	L	90	100		at San Antonio
02/24	W	108	96		Sacramento
02/26	L	89	95		at Orlando
02/27	L	84	136		at Charlotte
02/29	W	101	92		at Washington
03/04	W	107	102		Atlanta
03/06	W	88	86		Dallas
03/08	L	99	103		Chicago
03/09	L	99	111		New York
03/11	W	111	93		Indiana
03/13	L	104	108		Phoenix
03/14	L	105	110		at Milwaukee
03/18	L	85	91		at Detroit
03/19	L	116	123	*	Charlotte
03/22	L	100	108		at Indiana
03/23	W	105	92		San Antonio
03/25	L	94	100		at Utah
03/27	L	113	117		at Phoenix
03/29	L	88	117		at L.A. Lakers
03/30	L	106	124		at Golden State
04/01	W	108	91		Miami
04/04	W	126	121		at Atlanta
04/08	L	71	89		Detroit
04/10	L	99	115		at New York
04/12	L	90	94		Milwaukee
04/14	L	94	99		Boston
04/15	L	99	102		at Orlando
04/17	W	122	112		at Charlotte
04/18	W	111	104		Washington

** denotes overtime*

1992-93 SEASON STATISTICS

RECORD: 26-56 (.317) **HOME: 15-26** **AWAY: 11-30** **6TH ATLANTIC DIVISION**

PLAYER	G-GS	MIN	FG-FGA	PCT	FT-FTA	PCT	OFF	DEF	TOT	AST	PF-DQ	STL	TO	BLK	PTS	AVG
Hawkins	81-81	2977	551-1172	.470	419-487	.860	91	255	346	317	189-0	137	180	30	1643	20.3
Hornacek	79-78	2860	582-1239	.470	250-289	.865	84	258	342	548	203-2	131	222	21	1511	19.1
Weatherspoon	82-82	2654	494-1053	.469	291-408	.713	179	410	589	147	188-1	85	176	67	1280	15.6
Gilliam	80-26	1742	359-774	.464	274-325	.843	136	336	472	116	123-0	37	157	54	992	12.4
Jordan	4-0	106	18-41	.439	8-17	.471	5	14	19	3	14-0	3	12	5	44	11.0
Perry	81-51	2104	287-613	.468	147-207	.710	154	255	409	126	159-0	40	123	91	731	9.0
Dawkins	74-10	1598	258-590	.437	113-142	.796	33	103	136	339	91-0	80	121	4	655	8.9
Anderson	69-0	1263	225-544	.414	72-89	.809	62	122	184	93	75-0	31	63	5	561	8.1
Payne	13-0	154	38-90	.422	4-4	1.000	4	20	24	18	15-0	5	7	2	84	6.5
Wilkins	26-0	192	55-97	.567	48-78	.615	14	26	40	2	34-1	7	17	1	158	6.1
Lang	73-59	1861	149-351	.425	87-114	.763	136	300	436	79	261-4	46	89	141	386	5.3
Shackleford	48-0	568	80-164	.488	31-49	.633	65	140	205	26	92-1	13	36	25	191	4.0
Grant	72-0	996	77-220	.350	20-31	.645	24	43	67	206	73-0	43	54	1	194	2.7
Bol	58-23	855	52-127	.409	12-19	.632	44	149	193	18	87-0	14	50	119	126	2.2
76ERS	**82**	**19930**	**3225-7075**	**.456**	**1776-2259**	**.786**	**1031**	**2431**	**3462**	**2038**	**1604-9**	**672**	**1362**	**566**	**8556**	**104.3**
OPPONENTS	**82**	**19930**	**3666-7548**	**.486**	**1417-1878**	**.755**	**1258**	**2634**	**3892**	**2406**	**1790-13**	**781**	**1290**	**491**	**9029**	**110.1**

3-PT FG: 76ERS 330-941 (.351), Hawkins 122-307 (.397), Hornacek 97-249 (.390), Weatherspoon 1-4 (.250), Gilliam 0-1 (.000), Perry 10-49 (.204), Dawkins 26-84 (.310), Anderson 39-120 (.325), Payne 4-18 (.222), Wilkins 0-2 (.000), Lang 1-5 (.200), Shackleford 0-2 (.000), Grant 20-68 (.294), Bol 10-32 (.313). OPPONENTS 280-782 (.358).

1992-93 GAME-BY-GAME RESULTS

DATE	W/L	76ERS	OPP		TEAM
11/06	L	111	114		New Jersey
11/07	L	85	89		at New York
11/11	L	114	120		at Indiana
11/13	W	126	115		at Boston
11/18	L	110	120		Orlando
11/20	W	129	128	***	Miami
11/21	W	104	95		at New Jersey
11/24	L	119	127		at Charlotte
11/25	L	105	111		Atlanta
11/27	L	111	115		Milwaukee
11/28	L	109	117		Boston
12/02	L	82	98		San Antonio
12/04	L	99	101		Detroit
12/05	L	88	112		at Detroit
12/09	W	115	104		Seattle
12/11	L	110	125		L.A. Clippers
12/12	W	103	96		at Atlanta
12/15	L	107	119		at Orlando
12/16	L	97	115		Cleveland
12/18	L	98	112		Utah
12/19	W	98	96		at Chicago
12/21	W	113	101		Indiana
12/26	L	115	121	*	at Portland
12/27	W	110	106		at L.A. Clippers
12/30	L	110	119		at Utah
01/02	L	98	154		at Sacramento
01/06	W	132	106		New Jersey
01/08	W	119	117		at Washington
01/09	W	104	91		Chicago
01/12	L	93	112		at Indiana
01/13	W	129	122		Golden State
01/15	L	105	110	*	at New Jersey
01/16	W	123	108		Detroit
01/18	W	124	118	*	Orlando
01/20	W	115	112	*	at Miami
01/22	L	91	109		New York
01/23	W	113	104		at Milwaukee
01/26	L	90	98		at New York
01/27	L	125	127	*	Indiana
01/29	W	92	86		Washington
01/30	L	123	149		at Atlanta
02/03	L	118	129		Charlotte
02/05	L	93	105		at Boston
02/08	L	115	120	*	New York
02/10	L	90	98		Houston
02/12	L	122	126		at Denver
02/13	W	119	96		at Dallas
02/16	L	111	149		at Houston
02/18	L	98	103		at San Antonio
02/23	L	89	101		at Detroit
02/24	L	107	132		Atlanta
02/26	W	114	111		Milwaukee
03/01	L	118	131		at Golden State
03/03	L	115	125		at Phoenix
03/05	L	97	101	*	at L.A. Lakers
03/06	L	93	149		at Seattle
03/08	W	92	83		at Minnesota
03/10	L	100	104		Boston
03/12	L	95	101		L.A. Lakers
03/16	L	98	110		at Cleveland
03/17	L	89	94		Washington
03/19	L	87	89		Dallas
03/20	L	86	112		at Milwaukee
03/23	W	88	80		Denver
03/24	L	100	113		Chicago
03/26	L	84	103		Cleveland
03/28	L	100	110		Phoenix
03/30	L	77	91		at New Jersey
03/31	L	103	109		at Boston
04/02	L	91	96		Portland
04/04	W	112	102		Sacramento
04/06	L	90	116		at Orlando
04/07	W	98	90		at Washington
04/09	L	113	122		Charlotte
04/10	L	114	119		at Miami
04/12	L	101	120		at Charlotte
04/15	W	101	85		Orlando
04/18	W	106	79		Minnesota
04/20	L	94	123		at Chicago
04/21	W	107	97		Miami
04/23	L	84	99		New York
04/25	L	103	107		at Cleveland

** denotes overtime*
**** denotes triple-overtime*

1993–94 SEASON STATISTICS

RECORD: 25-57 (.305) **HOME: 15-26** **AWAY: 10-31** **6TH ATLANTIC DIVISION**

PLAYER	G-GS	MIN	FG-FGA	PCT	FT-FTA	PCT	OFF	DEF	TOT	AST	PF-DQ	STL	TO	BLK	PTS	AVG
Weatherspoon	82-82	3147	602-1246	.483	298-430	.693	254	578	832	192	152-0	100	195	116	1506	18.4
Hornacek	53-53	1994	325-715	.455	178-204	.873	41	171	212	315	115-0	95	138	10	880	16.6
J. Malone	27-23	903	187-389	.481	76-94	.809	23	61	84	59	46-0	14	28	0	454	16.8
Barros	81-70	2519	412-878	.469	116-145	.800	28	168	196	424	96-0	107	167	5	1075	13.3
Woolridge	74-1	1955	364-773	.471	208-302	.689	103	195	298	139	186-1	41	142	56	937	12.7
Bradley	49-45	1385	201-491	.409	102-168	.607	98	208	306	98	170-3	45	148	147	504	10.3
Perry	80-68	2336	272-625	.435	102-176	.580	117	287	404	94	154-1	60	80	82	719	9.0
Dawkins	72-12	1343	177-423	.418	84-100	.840	28	95	123	263	74-0	63	111	5	475	6.6
M. Malone	55-0	618	102-232	.440	90-117	.769	106	120	226	34	52-0	11	59	17	294	5.3
Austin	14-0	201	29-66	.439	14-23	.609	25	44	69	17	29-0	5	17	10	72	5.1
Leckner	71-36	1163	139-286	.486	84-130	.646	75	207	282	86	190-2	18	86	34	362	5.1
Graham	70-6	889	122-305	.400	92-110	.836	21	65	86	66	54-0	61	65	4	338	4.8
Green	35-0	332	63-182	.346	13-18	.722	10	24	34	16	21-0	18	27	6	149	4.3
Kidd	68-14	884	100-169	.592	47-86	.547	76	157	233	19	129-0	19	44	23	247	3.6
Edwards	3-0	44	2-18	.111	2-5	.400	5	9	14	4	6-0	3	4	1	6	2.0
Curry	10-0	43	3-14	.214	3-4	.750	0	1	1	1	6-0	1	3	0	9	0.9
Bol	4-0	49	3-7	.429	0-0	---	2	4	6	0	8-0	2	0	9	6	1.5
76ERS	**82**	**19805**	**3103-6819**	**.455**	**1509-2112**	**.714**	**1012**	**2394**	**3406**	**1827**	**1488-7**	**663**	**1368**	**525**	**8033**	**98.0**
OPPONENTS	**82**	**19805**	**3549-7338**	**.484**	**1297-1744**	**.744**	**1202**	**2607**	**3809**	**2357**	**1729-10**	**806**	**1190**	**385**	**8658**	**105.6**

3-PT FG: 76ERS 318-942 (.338), Weatherspoon 4-17 (.235), Hornacek 52-166 (.313), J. Malone 4-6 (.667), Barros 135-354 (.381), Woolridge 1-14 (.071), Bradley 0-3 (.000), Perry 73-200 (.365), Dawkins 37-105 (.352), M. Malone 0-1 (.000), Austin 0-1 (.000), Leckner 0-2 (.000), Graham 2-25 (.080), Green 10-41 (.244), Edwards 0-5 (.000), Curry 0-2 (.000). OPPONENTS 263-795 (.331).

1993-94 GAME-BY-GAME RESULTS

DATE	W/L	76ERS	OPP		TEAM
11/05	W	94	82		Washington
11/06	L	89	114		at Orlando
11/09	L	86	95		at New York
11/10	L	89	91		Boston
11/12	L	93	105		at Washington
11/13	W	98	97		at New Jersey
11/15	L	84	88		Houston
11/17	L	90	92		Atlanta
11/19	W	124	115		Utah
11/21	L	89	103		at Detroit
11/24	W	108	97		at Indiana
11/26	L	88	100		Golden State
11/27	L	79	111		at Atlanta
11/30	L	80	92		Seattle
12/04	L	82	90		San Antonio
12/08	W	95	88	*	Chicago
12/10	L	103	109		Sacramento
12/11	W	99	86		at Milwaukee
12/13	L	107	112		at Boston
12/15	W	101	93		Denver
12/17	W	105	94		L.A. Lakers
12/18	L	90	113		at Miami
12/20	W	121	92		Detroit
12/22	L	90	98		Miami
12/27	L	86	96		at L.A. Clippers
12/28	W	107	90		at Golden State
12/30	L	107	119		at Phoenix
01/02	W	96	80		at Denver
01/04	L	84	107		at San Antonio
01/07	W	103	93		at Dallas
01/08	L	93	100		at Houston
01/10	W	99	94		Boston
01/12	W	117	98		L.A. Clippers
01/14	W	104	102	*	Indiana
01/15	L	67	110		at Cleveland
01/17	L	91	121		at Chicago
01/19	L	103	115		at Charlotte
01/22	L	112	121		Orlando
01/23	W	99	92		at New York
01/26	W	104	90		Dallas
01/28	L	103	108		Phoenix
01/29	W	94	89		Milwaukee
02/02	L	97	105		Cleveland
02/04	L	95	102		Washington
02/05	W	96	94		at Miami
02/07	W	125	117		Charlotte
02/09	L	79	114		New York
02/15	L	105	133		at Seattle
02/16	L	92	94	*	at Sacramento
02/18	L	93	109		at Portland
02/20	L	95	107		at L.A. Lakers
02/21	L	92	119		at Utah
02/23	L	102	106		New Jersey
02/25	L	84	115		Miami
02/26	L	102	118		Atlanta
03/01	L	103	109		Washington
03/03	L	87	95		at Cleveland
03/05	L	83	120		at Miami
03/06	L	99	126		at New Jersey
03/09	L	101	117		Orlando
03/11	L	105	112		at Orlando
03/13	W	114	97		at Washington
03/15	L	87	96		at Minnesota
03/18	L	98	100		Minnesota
03/20	L	101	103		at Milwaukee
03/22	L	91	125		at Charlotte
03/23	L	87	99		Chicago
03/25	L	88	105		Cleveland
03/27	L	122	124	*	at Boston
03/29	L	103	106		at Chicago
04/01	L	100	111		Portland
04/03	L	112	135		Boston
04/06	W	115	114		Milwaukee
04/08	W	100	97		New York
04/09	L	122	127	*	Charlotte
04/12	W	134	107		at Detroit
04/13	L	87	115		Indiana
04/16	L	94	123		at Atlanta
04/19	L	110	115		New Jersey
04/21	L	82	130		at New York
04/22	L	88	133		at Indiana
04/24	W	110	102		Detroit

** denotes overtime*

1994–95 SEASON STATISTICS

RECORD: 24-58 (.293) **HOME: 14-27** **AWAY: 10-31** **6TH ATLANTIC DIVISION**

PLAYER	G-GS	MIN	FG-FGA	PCT	FT-FTA	PCT	OFF	DEF	TOT	AST	PF-DQ	STL	TO	BLK	PTS	AVG
Barros	82-82	3318	571-1165	.490	347-386	.899	27	247	274	619	159-1	149	242	4	1686	20.6
Malone	19-19	660	144-284	.507	51-59	.864	11	44	55	29	35-0	15	29	0	350	18.4
Weatherspoon	76-76	2991	543-1238	.439	283-377	.751	144	382	526	215	195-1	115	191	67	1373	18.1
Burton	53-31	1564	243-606	.401	220-267	.824	49	115	164	96	167-3	32	122	19	812	15.3
Wright	79-49	2044	361-776	.465	182-282	.645	191	281	472	48	246-5	37	151	104	904	11.4
Bradley	82-59	2365	315-693	.455	148-232	.638	243	416	659	53	338-18	54	142	274	778	9.5
Grayer	47-25	1098	163-381	.428	58-83	.699	58	91	149	74	80-1	27	56	4	389	8.3
Williams	77-43	1781	206-434	.475	79-107	.738	173	312	485	59	237-4	71	84	40	491	6.4
Graham	50-7	775	95-223	.426	55-73	.753	19	43	62	66	76-0	29	48	6	251	5.0
Gaines	11-8	280	24-51	.471	5-11	.455	1	17	18	33	23-0	8	14	1	55	5.0
Abdelnaby	3-0	30	1-11	.091	0-0	---	3	5	8	0	2-0	0	5	0	2	0.7
Alston	64-1	1032	120-258	.465	59-120	.492	98	121	219	33	107-1	39	53	35	299	4.7
Daniels	5-0	63	9-27	.333	2-2	1.000	2	5	7	4	8-0	2	8	0	23	4.6
Harmon	10-0	158	21-53	.396	3-6	.500	9	14	23	12	12-0	9	7	0	46	4.6
Ford	5-0	98	9-39	.231	1-2	.500	8	12	20	9	5-0	1	8	0	19	3.8
Tyler	55-8	809	72-189	.381	35-50	.700	13	49	62	174	58-0	36	97	2	195	3.5
Jackson	21-1	257	25-68	.368	16-24	.667	18	24	42	19	33-0	9	17	5	70	3.3
Perry	42-1	446	27-78	.346	22-40	.550	38	51	89	12	51-0	10	21	15	76	1.8
Pritchard	5-0	36	0-3	.000	1-4	.250	0	1	1	11	3-0	0	5	0	1	0.2
76ERS	**82**	**19805**	**2949-6577**	**.448**	**1567-2125**	**.737**	**1105**	**2230**	**3335**	**1566**	**1835-34**	**643**	**1355**	**576**	**7820**	**95.4**
OPPONENTS	**82**	**19805**	**3100-6663**	**.465**	**1569-2057**	**.763**	**1143**	**2317**	**3460**	**1992**	**1859-22**	**712**	**1299**	**422**	**8236**	**100.4**

3-PT FG: 76ERS 355-936 (.379), Barros 197-425 (.464), Malone 11-28 (.393), Weatherspoon 4-21 (.190), Burton 106-275 (.385), Wright 0-8 (.000), Bradley 0-3 (.000), Grayer 5-15 (.333), Williams 0-7 (.000), Graham 6-28 (.214), Gaines 2-15 (.133), Alston 0-4 (.000), Daniels 3-14 (.214), Harmon 1-1 1.000), Ford 0-9 (.000), Tyler 16-51 (.314), Jackson 4-15 (.267), Perry 0-14 (.000), Pritchard 0-3 (.000). OPPONENTS 467-1287 (.363).

1994-95 GAME-BY-GAME RESULTS

DATE	W/L	76ERS	OPP		TEAM
11/04	L	86	91		Milwaukee
11/05	L	107	122		at Orlando
11/07	L	83	98		at Chicago
11/09	W	98	97		Washington
11/11	L	100	107		Dallas
11/12	L	103	116		Orlando
11/15	L	98	99		at Detroit
11/16	W	109	96		Miami
11/18	W	97	83		L.A. Clippers
11/22	L	99	102		at Atlanta
11/25	W	109	71		at Minnesota
11/26	L	99	108		Boston
12/02	W	99	96		Sacramento
12/03	W	83	78		at Cleveland
12/05	L	96	101	*	New York
12/07	W	111	102		at Miami
12/09	L	88	94		Indiana
12/10	L	103	107		at New York
12/13	W	105	90		Miami
12/14	L	96	99		at Milwaukee
12/16	L	80	84		Cleveland
12/17	L	92	97		Detroit
12/20	L	88	91		Utah
12/22	L	91	103		at Charlotte
12/23	W	85	77		at Boston
12/26	W	101	94		at Portland
12/28	L	102	121		at Seattle
12/30	L	82	85		at Sacramento
01/04	L	122	127		at Phoenix
01/05	L	93	95		at L.A. Clippers
01/07	L	90	111		at Utah
01/11	L	77	115		Chicago
01/13	L	101	110		New Jersey
01/14	L	70	91		at Orlando
01/16	L	110	116		Detroit
01/18	W	92	80		at Atlanta
01/20	L	98	102		at Washington
01/21	W	117	113	*	L.A. Lakers
01/24	L	105	116		at Detroit
01/25	L	97	98		Milwaukee
01/27	L	107	108		Phoenix
01/28	L	103	106	*	at Indiana
01/30	L	104	109		Seattle
02/01	W	98	89		Washington
02/03	L	86	106		New York
02/04	W	102	96		at Milwaukee
02/06	L	92	107		Atlanta
02/07	L	84	90		at Cleveland
02/15	L	97	101		Minnesota
02/17	L	83	129		at Orlando
02/18	W	95	89		Denver
02/20	L	85	98		at Golden State
02/22	L	100	112		at L.A. Lakers
02/23	L	75	105		at Denver
02/26	L	99	104		at New York
02/28	W	106	102		at Washington
03/03	W	102	98		at New Jersey
03/04	L	94	106		Chicago
03/08	L	108	115	*	New Jersey
03/10	L	94	100		San Antonio
03/12	L	72	92		Cleveland
03/14	L	107	136		Houston
03/16	L	86	112		at San Antonio
03/17	L	101	103		at Dallas
03/19	L	103	114		at Houston
03/22	W	119	102		Golden State
03/24	L	75	107		Boston
03/25	L	75	84		Indiana
03/29	W	99	81		Charlotte
03/31	W	86	85		Portland
04/01	L	84	91		at Chicago
04/04	L	92	95		at Miami
04/05	L	66	84		at Charlotte
04/07	L	81	91		at Boston
04/08	W	109	99		Orlando
04/11	L	106	110	*	Atlanta
04/13	W	102	94		New Jersey
04/15	W	97	87		at New Jersey
04/17	L	90	101		Charlotte
04/19	L	91	103		at Indiana
04/21	W	113	106		Miami
04/23	L	90	106		at Washington

** denotes overtime*

1995–96 SEASON STATISTICS

RECORD: 18-64 (.220) **HOME: 11-30** **AWAY: 7-34** **7TH ATLANTIC DIVISION**

PLAYER	G-GS	MIN	FG-FGA	PCT	FT-FTA	PCT	OFF	DEF	TOT	AST	PF-DQ	STL	TO	BLK	PTS	AVG
Stackhouse	72-71	2701	452-1091	.414	387-518	.747	90	175	265	278	179-0	76	252	79	1384	19.2
Weatherspoon	78-75	3096	491-1015	.484	318-426	.746	237	516	753	158	214-3	112	179	108	1300	16.7
Maxwell	75-57	2467	410-1052	.390	251-332	.756	39	190	229	330	182-1	96	215	12	1217	16.2
Ruffin	61-23	1551	263-648	.406	148-182	.813	21	111	132	269	132-0	43	149	2	778	12.8
Coleman	11-11	294	48-118	.407	20-32	.625	13	59	72	31	30-0	4	28	10	123	11.2
Wright	46-32	1136	183-384	.477	117-186	.629	124	175	299	27	125-2	24	81	39	483	10.5
Massenburg	30-8	804	114-236	.483	68-92	.739	75	111	186	12	73-0	15	38	11	296	9.9
Bradley	12-11	334	43-97	.443	19-25	.760	34	72	106	8	42-0	8	31	38	105	8.8
Higgins	44-4	916	134-323	.415	35-37	.946	20	72	92	55	90-1	24	49	11	351	8.0
Graham	8-3	128	17-32	.531	15-17	.882	5	10	15	11	16-0	5	17	0	56	7.0
Pinckney	27-23	679	54-102	.529	42-55	.764	74	102	176	22	55-1	33	23	11	150	5.6
Skiles	10-9	236	20-57	.351	8-10	.800	1	15	16	38	21-0	7	16	0	63	6.3
Malone	25-3	407	63-160	.394	24-26	.923	8	24	32	19	19-0	13	19	0	155	6.2
Alston	73-41	1614	198-387	.512	55-112	.491	127	175	302	61	191-1	56	59	52	452	6.2
Dumas	39-14	739	95-203	.468	49-70	.700	42	57	99	44	79-1	42	49	6	241	6.2
Sutton	30-2	465	65-167	.389	20-27	.741	4	31	35	63	56-0	17	45	2	190	6.3
Walters	33-8	523	49-115	.426	36-46	.783	11	37	48	95	49-0	22	34	4	153	4.6
Grant	11-2	280	18-48	.375	5-6	.833	3	18	21	60	28-0	12	15	2	45	4.1
Wilson	6-0	79	10-20	.500	3-4	.750	7	7	14	4	9-0	3	1	0	23	3.8
Williams	13-1	193	15-29	.517	10-12	.833	13	33	46	5	27-0	6	8	7	40	3.1
Brown	9-1	162	9-16	.563	8-17	.471	14	23	37	3	24-1	3	6	2	26	2.9
Perry	8-0	87	8-18	.444	2-3	.667	6	7	13	2	5-0	2	3	3	19	2.4
Thompson	44-11	773	33-83	.398	19-24	.792	62	137	199	26	125-5	19	37	20	85	1.9
Bennett	8-0	66	4-17	.235	3-4	.750	1	4	5	8	6-0	1	7	1	11	1.4
76ERS	**82**	**19730**	**2796-6418**	**.436**	**1662-2263**	**.734**	**1031**	**2161**	**3192**	**1629**	**1777-16**	**643**	**1414**	**420**	**7746**	**94.5**
OPPONENTS	**82**	**19730**	**3284-6796**	**.483**	**1472-1986**	**.741**	**1164**	**2478**	**3642**	**2109**	**1912-17**	**723**	**1288**	**469**	**8566**	**104.5**

3-PT FG: 76ERS 492-1438 (.342), Stackhouse 93-292 (.318), Weatherspoon 0-2 (.000), Maxwell 146-460 (.317), Ruffin 104-284 (.366), Coleman 7-21 (.333), Massenburg 0-3 (.000), Higgins 48-129 (.372), Graham 7-14 (.500), Skiles 15-34 (.441), Malone 5-16 (.313), Alston 1-3 (.333), Dumas 2-9 (.222), Sutton 40-96 (.417), Walters 19-54 (.352), Grant 4-18 (.222), Williams 0-2 (.000), Perry 1-1 (1.000). OPPONENTS 526-1421 (.370).

1995-96 GAME-BY-GAME RESULTS

DATE	W/L	76ERS	OPP	TEAM
11/03	W	105	103	Washington
11/04	L	108	119	at Charlotte
11/07	L	106	109	Sacramento
11/10	W	104	90	Charlotte
11/14	L	107	115	Seattle
11/15	L	95	127	at Washington
11/17	L	82	114	Cleveland
11/18	L	79	95	at New Jersey
11/22	L	106	115	Houston
11/24	L	78	101	at Detroit
11/25	L	89	107	Golden State
11/29	L	81	106	at Atlanta
12/01	L	102	105	at Toronto
12/02	L	85	94	New York
12/05	L	91	108	at Indiana
12/06	W	108	87	Dallas
12/08	L	85	113	at Cleveland
12/09	L	98	124	Boston
12/11	L	91	104	Denver
12/13	L	100	111	at Boston
12/17	W	101	99	at Minnesota
12/20	W	108	104	Utah
12/22	L	94	99	Milwaukee
12/23	L	85	98	New Jersey
12/27	L	90	105	at Phoenix
12/29	L	97	117	at Sacramento
12/30	L	100	108	at Denver
01/02	W	90	89	at L.A. Lakers
01/03	L	111	122	at Golden State
01/05	L	102	103 *	at Vancouver
01/10	L	93	98	Washington
01/12	W	107	80	at New Jersey
01/13	L	93	120	Chicago
01/16	L	104	116	at Chicago
01/17	L	100	111	Milwaukee
01/19	L	77	82	Atlanta
01/21	L	88	118	San Antonio
01/23	L	90	105	at Orlando
01/24	L	88	91	Cleveland
01/26	L	88	100	L.A. Lakers
01/27	L	105	110	at Charlotte
01/29	W	103	92	Vancouver
02/01	L	104	124	at Miami
02/03	L	85	96	Portland
02/07	W	102	101	Indiana
02/13	W	104	101	at Milwaukee
02/14	L	83	102	Detroit
02/16	L	84	116	at New York
02/17	L	82	97	at Cleveland
02/20	L	104	123	at Orlando
02/21	L	57	66	Miami
02/23	L	95	102	at Indiana
02/25	L	101	108	at Miami
02/27	W	121	115	at Dallas
02/29	L	95	109	at Houston
03/02	L	101	115	at San Antonio
03/04	L	97	110	Orlando
03/06	L	90	103	Minnesota
03/08	W	100	92	New York
03/10	L	102	104	L.A. Clippers
03/12	W	118	110	Toronto
03/13	L	100	110	at Boston
03/15	L	102	128	Phoenix
03/16	L	88	94	at New York
03/18	L	94	98	Chicago
03/20	L	84	107	at Utah
03/22	L	93	107	at L.A. Clippers
03/23	L	89	129	at Seattle
03/25	L	71	94	at Portland
03/27	W	103	94	Toronto
03/29	L	95	101	Boston
03/30	L	105	107	at Washington
04/03	L	87	102	Indiana
04/05	L	87	108	Detroit
04/06	W	100	99	at Atlanta
04/08	W	82	79	New Jersey
04/10	L	76	92	at Detroit
04/12	L	82	112	at Chicago
04/14	L	78	94	Charlotte
04/17	W	90	86	Miami
04/19	L	92	112	Orlando
04/21	W	109	105 *	at Toronto

** denotes overtime*

1996–97 SEASON STATISTICS

RECORD: 22-60 (.268) **HOME: 11-30** **AWAY: 11-30** **6TH ATLANTIC DIVISION**

PLAYER	G-GS	MIN	FG-FGA	PCT	FT-FTA	PCT	OFF	DEF	TOT	AST	PF-DQ	STL	TO	BLK	PTS	AVG
Iverson	76-74	3045	625-1504	.416	382-544	.702	115	197	312	567	233-5	157	337	24	1787	23.5
Stackhouse	81-81	3166	533-1308	.407	511-667	.766	156	182	338	253	219-2	93	316	63	1679	20.7
Coleman	57-54	2102	364-836	.435	272-365	.745	157	416	573	193	164-1	50	184	75	1032	18.1
Weatherspoon	82-82	2949	398-811	.491	206-279	.738	219	460	679	140	187-0	74	137	86	1003	12.2
MacLean	37-2	733	163-365	.447	64-97	.660	41	99	140	37	71-0	12	47	10	402	10.9
Davis	75-17	1705	251-535	.469	113-168	.673	138	185	323	135	230-7	85	118	31	639	8.5
Walters	59-16	1041	148-325	.455	49-62	.790	21	86	107	113	75-1	28	61	3	402	6.8
Williams	62-52	1317	162-318	.509	38-55	.691	155	242	397	41	206-5	44	50	41	362	5.8
Harris	54-3	813	112-294	.381	33-47	.702	27	44	71	50	45-0	41	34	3	293	5.4
Overton	61-4	634	81-190	.426	45-48	.938	18	50	68	101	44-0	24	39	0	217	3.6
Courtney	4-0	52	6-14	.429	0-0	---	5	4	9	0	8-1	0	1	0	12	3.0
Hendrickson	29-1	301	32-77	.416	18-26	.692	35	57	92	3	32-1	10	14	4	85	2.9
King	7-0	59	7-17	.412	5-5	1.000	4	10	14	5	7-0	4	3	0	20	2.9
Caldwell	27-0	365	30-57	.526	12-33	.364	38	73	111	7	60-1	8	16	7	72	2.7
Cage	82-24	1247	66-141	.468	19-41	.463	112	208	320	43	118-0	48	17	42	151	1.8
Bradtke	36-0	251	25-58	.431	9-13	.692	26	42	68	7	34-0	5	9	5	59	1.6
76ERS	**82**	**19780**	**3003-6850**	**.438**	**1776-2450**	**.725**	**1267**	**2355**	**3622**	**1695**	**1733-24**	**683**	**1437**	**394**	**8215**	**100.2**
OPPONENTS	**82**	**19780**	**3314-7045**	**.470**	**1565-2134**	**.733**	**1186**	**2453**	**3639**	**2066**	**2008-16**	**822**	**1278**	**494**	**8751**	**106.7**

3-PT FG: 76ERS 433-1356 (.319), Iverson 155-455 (.341), Stackhouse 102-342 (.298), Coleman 32-119 (.269), Weatherspoon 1-6 (.167), MacLean 12-38 (.316), Davis 24-93 (.258), Walters 57-148 (.385), Williams 0-2 (.000), Harris 36-99 (.364), Overton 10-40 (.250), Hendrickson 3-12 (.250), King 1-2 (.500). OPPONENTS 558-1529 (.365).

1996-97 GAME-BY-GAME RESULTS

DATE	W/L	76ERS	OPP	TEAM
11/01	L	103	111	Milwaukee
11/02	L	86	115	at Chicago
11/05	L	81	83	Detroit
11/08	W	115	105	at Boston
11/09	W	112	95	Phoenix
11/12	W	101	97	at New York
11/13	L	98	110	at Toronto
11/15	L	89	105	Cleveland
11/16	W	91	89	at Miami
11/20	L	92	103	Indiana
11/22	L	76	88	at Washington
11/23	W	109	92	New York
11/26	L	88	100	L.A. Lakers
11/29	W	100	91	Orlando
11/30	W	96	90	Vancouver
12/04	L	103	113	at San Antonio
12/05	L	102	106	at Dallas
12/07	L	108	123	at Houston
12/09	L	94	118	Seattle
12/11	L	79	84	Miami
12/13	L	75	84	at Charlotte
12/14	L	81	106	at Atlanta
12/17	L	84	93	Charlotte
12/20	L	103	110	New York
12/21	L	105	111	Chicago
12/26	W	118	89	at Denver
12/28	L	84	110	at Utah
12/29	L	102	115	at L.A. Lakers
01/02	L	82	96	at Seattle
01/03	L	114	122 *	at Golden State
01/05	L	106	107	at Sacramento
01/07	L	88	109	at Orlando
01/08	L	93	111	Dallas
01/10	L	99	120	Houston
01/13	L	96	97 *	Utah
01/15	L	111	128	Golden State
01/17	L	103	105 *	New Jersey
01/19	L	107	111	at Indiana
01/20	L	104	114	Milwaukee
01/22	W	127	125 *	at Boston
01/24	L	92	107	Sacramento
01/25	L	95	104	at Detroit
01/29	W	101	99	Toronto
01/31	L	99	109	Orlando
02/01	W	109	100	at Milwaukee
02/05	W	113	97	San Antonio
02/11	L	94	105	at Cleveland
02/13	L	92	107	at New York
02/15	L	99	125	at Miami
02/16	L	97	112	Denver
02/18	L	83	111	Miami
02/20	W	101	84	L.A. Clippers
02/22	W	97	80	Portland
02/25	L	93	98	at L.A. Clippers
02/26	L	104	111	at Phoenix
02/28	W	104	100	at Vancouver
03/02	L	95	112	at Portland
03/04	L	106	107	Washington
03/06	L	104	117	Atlanta
03/09	W	99	93	at Washington
03/11	L	100	104	at Minnesota
03/12	L	104	108	Chicago
03/14	W	109	95	Minnesota
03/15	L	99	107	Charlotte
03/18	L	105	117	at Toronto
03/19	L	100	111	New York
03/21	W	112	110	New Jersey
03/26	L	105	123	at New Jersey
03/28	W	113	105	Boston
03/30	W	96	92	at Detroit
04/01	W	105	93	at Orlando
04/02	L	90	112	Toronto
04/04	L	103	114	Indiana
04/05	L	113	115	at Charlotte
04/07	L	102	128	at Chicago
04/09	L	101	116	Atlanta
04/11	L	118	126	at Milwaukee
04/12	L	118	125	at Cleveland
04/14	L	110	131	Washington
04/16	W	113	105	at New Jersey
04/18	L	113	119	Boston
04/19	L	104	136	at Atlanta

** denotes overtime*

1997–98 SEASON STATISTICS

RECORD: 31-51 (.378) **HOME: 19-22** **AWAY: 12-29** **7TH ATLANTIC DIVISION**

PLAYER	G-GS	MIN	FG-FGA	PCT	FT-FTA	PCT	OFF	DEF	TOT	AST	PF-DQ	STL	TO	BLK	PTS	AVG
Iverson	80-80	3150	649-1407	.461	390-535	.729	86	210	296	494	200-2	176	244	25	1758	22.0
Coleman	59-58	2135	356-867	.411	302-391	.772	149	438	587	145	144-1	46	157	68	1040	17.6
Stackhouse	22-22	748	128-283	.452	81-101	.802	28	48	76	67	56-1	31	74	21	353	16.0
Smith	30-6	699	121-270	.448	67-85	.788	58	75	133	27	94-0	18	52	13	309	10.3
Jackson	48-47	1788	246-535	.460	126-154	.818	69	158	227	223	112-0	41	145	6	657	13.7
Thomas	77-48	1779	306-684	.447	171-231	.740	107	181	288	90	185-2	54	118	17	845	11.0
Ratliff	58-55	1861	249-486	.512	154-218	.706	175	251	426	42	209-6	38	82	203	652	11.2
Weatherspoon	48-18	1290	141-331	.426	123-174	.707	109	227	336	40	108-1	43	69	52	405	8.4
Shaw	20-2	502	51-139	.367	12-19	.632	17	47	64	88	55-1	14	24	3	121	6.1
Chambers	1-0	10	2-2	1.000	2-2	1.000	0	2	2	0	2-0	2	1	0	6	6.0
Cummings	44-2	656	97-212	.458	39-58	.672	55	93	148	21	102-1	22	17	5	233	5.3
Benjamin	14-0	197	22-41	.537	19-30	.633	18	35	53	3	26-0	4	12	4	63	4.5
McKie	57-31	1341	96-277	.347	22-32	.688	34	129	163	137	117-0	78	52	12	223	3.9
Williams	58-7	801	93-213	.437	51-63	.810	87	124	211	29	132-0	17	30	21	237	4.1
Davis	71-12	906	109-244	.447	64-101	.634	64	94	158	73	95-1	49	91	18	282	4.0
Montross	20-20	337	30-76	.395	7-19	.368	28	64	92	7	61-0	7	15	12	67	3.4
Snow	47-0	844	69-161	.429	44-61	.721	19	58	77	164	99-0	60	51	4	184	3.9
Overton	23-2	277	24-63	.381	14-16	.875	2	12	14	37	34-0	8	23	1	62	2.7
Stewart	15-0	110	12-26	.462	16-25	.640	9	22	31	2	13-0	5	8	2	40	2.7
Walters	19-0	127	11-29	.379	17-17	1.000	3	6	9	21	17-0	5	17	0	42	2.2
Parker	37-0	196	25-63	.397	13-20	.650	8	18	26	19	17-0	11	11	3	72	1.9
Cunningham	1-0	1	0-0	---	0-0	---	0	2	2	0	0-0	0	0	0	0	0.0
76ERS	**82**	**19755**	**2837-6409**	**.443**	**1734-2352**	**.737**	**1125**	**2294**	**3419**	**1729**	**1878-16**	**729**	**1356**	**490**	**7651**	**93.3**
OPPONENTS	**82**	**19755**	**2906-6440**	**.451**	**1651-2262**	**.730**	**1115**	**2341**	**3456**	**1927**	**1904-21**	**766**	**1318**	**508**	**7847**	**95.7**

3-PT FG: 76ERS 243-810 (.300), Iverson 70-235 (.298), Coleman 26-98 (.265), Stackhouse 16-46 (.348), Smith 0-1 (.000), Jackson 39-112 (.348), Thomas 62-171 (.363), Shaw 7-28 (.250), Cummings 0-1 (.000), McKie 9-46 (.196), Williams 0-5 (.000), Davis 0-6 (.000), Snow 2-16 (.125), Overton 0-3 (.000), Walters 3-14 (.214), Parker 9-28 (.321). OPPONENTS 384-1115

1997-98 GAME-BY-GAME RESULTS

DATE	W/L	76ERS	OPP		TEAM
10/31	L	88	103		Milwaukee
11/01	L	74	94		at Chicago
11/05	L	88	93		Atlanta
11/06	L	93	100		at Milwaukee
11/09	L	105	112		Seattle
11/12	W	114	100		at Houston
11/13	W	99	98		at Dallas
11/15	L	101	107		Boston
11/19	W	97	86		Washington
11/22	L	94	108		Orlando
11/26	L	89	95		Cleveland
11/28	W	105	95		L.A. Lakers
11/30	L	89	101		at Indiana
12/03	L	90	94		at Miami
12/05	L	88	107		at New Jersey
12/07	W	93	78		New York
12/08	L	86	95		at Orlando
12/10	L	97	104		Toronto
12/12	W	106	91		Denver
12/13	L	83	95		at New York
12/15	L	83	100		at Boston
12/17	L	90	94		Minnesota
12/19	L	84	91		Miami
12/20	L	78	115		at Detroit
12/22	L	92	96		Detroit
12/27	W	85	78		at Golden State
12/28	L	90	92		at Sacramento
12/30	L	86	96		at Portland
01/01	W	115	104		at Vancouver
01/02	L	73	90		at Seattle
01/04	W	113	107		at L.A. Lakers
01/06	L	95	98	*	at Utah
01/13	W	107	89		Vancouver
01/15	W	106	96		Chicago
01/17	W	112	84		Golden State
01/19	W	98	85		Sacramento
01/21	L	87	92		at Miami
01/23	W	98	87		Portland
01/24	L	92	111		at Cleveland
01/26	L	87	91		at Toronto
01/28	L	90	93	*	Indiana
01/29	L	99	109	*	at Atlanta
01/31	L	86	102		Houston
02/02	L	97	106		Phoenix
02/04	L	84	98		Miami
02/11	W	91	90		Dallas
02/13	L	96	103		at Charlotte
02/14	L	98	105		New Jersey
02/17	W	98	97		Cleveland
02/19	L	77	82		at Indiana
02/21	W	98	89		at New Jersey
02/22	L	92	97		Indiana
02/24	W	85	84		at Phoenix
02/25	L	108	117		at L.A. Clippers
02/27	W	79	78		at Denver
02/28	L	88	100		at San Antonio
03/04	W	87	80		Milwaukee
03/06	W	80	71		New York
03/08	L	91	100		at Washington
03/09	L	78	88		Orlando
03/11	W	88	86		Washington
03/13	W	107	86		Atlanta
03/14	W	93	89		at Milwaukee
03/17	L	96	100		at New York
03/18	W	104	96		at Detroit
03/20	L	79	91		Utah
03/22	L	90	108		at Boston
03/23	L	79	94		Detroit
03/25	L	86	91		New Jersey
03/27	L	85	110		San Antonio
03/29	W	99	94		Boston
03/31	L	93	101		at Charlotte
04/01	W	112	91		at Washington
04/03	W	93	78		L.A. Clippers
04/05	W	116	104		Toronto
04/06	L	92	113		at Orlando
04/08	W	109	101		Charlotte
04/10	L	102	107		at Minnesota
04/11	L	95	106		at Cleveland
04/14	L	94	95		at Atlanta
04/17	L	80	87		Chicago
04/19	W	107	78		at Toronto

** denotes overtime*

1998–99 SEASON STATISTICS

RECORD: 28-22 (.560) **HOME: 17-8** **AWAY: 11-14** **3RD ATLANTIC DIVISION**

PLAYER	G-GS	MIN	FG-FGA	PCT	FT-FTA	PCT	OFF	DEF	TOT	AST	PF-DQ	STL	TO	BLK	PTS	AVG
Iverson	48-48	1990	435-1056	.412	356-474	.751	66	170	236	223	98-0	110	167	7	1284	26.8
Geiger	50-40	1540	266-555	.479	141-177	.797	137	225	362	58	157-2	39	101	40	674	13.5
Ratliff	50-50	1627	197-419	.470	166-229	.725	139	268	407	30	180-8	45	92	149	560	11.2
Hughes	50-1	988	170-414	.411	107-151	.709	83	106	189	77	97-0	44	68	14	455	9.1
Snow	48-48	1716	149-348	.428	110-150	.733	25	137	162	301	149-2	100	111	1	413	8.6
Hill	21-6	587	72-150	.480	35-69	.507	64	89	153	18	77-2	16	35	8	179	8.5
Lynch	43-43	1315	147-349	.421	53-84	.631	110	169	279	76	142-2	85	79	22	356	8.3
McKie	50-4	959	95-237	.401	44-62	.710	27	113	140	100	90-1	63	57	3	240	4.8
Thomas	17-0	188	27-67	.403	19-24	.792	7	26	33	15	21-0	3	15	3	78	4.6
Overton	10-0	37	5-15	.333	0-0	---	0	2	2	4	2-0	1	2	0	10	1.0
Grant	47-10	798	62-168	.369	21-29	.724	36	74	110	23	73-1	20	21	16	146	3.1
Honeycutt	13-0	90	7-27	.259	6-8	.750	3	8	11	3	10-0	4	8	2	25	1.9
Mohammed	26-0	121	15-42	.357	12-21	.571	18	19	37	2	22-0	5	12	4	42	1.6
Parker	2-0	3	1-1	1.000	0-0	---	0	0	0	0	0-0	0	0	0	2	1.0
Mahorn	16-0	127	5-18	.278	3-8	.375	7	16	23	2	22-0	5	6	1	13	0.8
Benjamin	6-0	33	2-7	.286	0-0	---	3	5	8	1	6-0	0	3	0	4	0.7
Shaw	9-0	14	1-8	.125	0-0	---	3	0	3	0	2-0	0	2	0	2	0.2
Williams	2-0	17	0-2	.000	0-0	---	1	1	2	1	4-0	2	2	1	0	0.0
76ERS	**50**	**12150**	**1656-3883**	**.426**	**1073-1486**	**.722**	**729**	**1428**	**2157**	**934**	**1152-18**	**542**	**822**	**271**	**4483**	**89.7**
OPPONENTS	**50**	**12150**	**1599-3784**	**.423**	**941-1288**	**.731**	**619**	**1402**	**2021**	**999**	**1185-13**	**435**	**896**	**263**	**4380**	**87.6**

3-PT FG: 76ERS 98-371 (.264), Iverson 58-199 (.291), Geiger 1-5 (.200), Hughes 8-52 (.154), Snow 5-21 (.238), Lynch 9-23 (.391), McKie 6-31 (.194), Thomas 5-19 (.263), Overton 0-1 (.000), Grant 1-6 (.167), Honeycutt 5-14 (.357). OPPONENTS 241-716 (.337).

1998-99 GAME-BY-GAME RESULTS

DATE	W/L	76ERS	OPP		TEAM
02/05	W	78	66		at Charlotte
02/06	W	95	75		Orlando
02/09	W	90	86		Detroit
02/12	L	94	98		San Antonio
02/14	W	78	70		Atlanta
02/16	L	92	93		Milwaukee
02/18	L	95	99		at Indiana
02/19	L	67	78		New York
02/20	L	69	76		Atlanta
02/22	W	106	97		at Cleveland
02/24	W	94	81		Sacramento
02/25	W	98	80		at Chicago
02/28	W	87	76		at Milwaukee
03/01	W	104	91		at Washington
03/03	W	102	86		Chicago
03/05	L	78	89		Miami
03/07	L	95	103	*	Washington
03/08	L	89	91		at Miami
03/10	W	85	70		Charlotte
03/12	W	100	93	*	New Jersey
03/15	L	73	74		at Orlando
03/17	W	114	110		Indiana
03/19	W	105	90		L.A. Lakers
03/21	L	75	91		at Portland
03/22	L	76	92		at Seattle
03/24	W	95	90	*	at Vancouver
03/26	L	84	90		Boston
03/27	L	99	103	*	at Atlanta
03/30	L	81	91		at Chicago
04/01	W	88	84		at Miami
04/02	L	80	85		Cleveland
04/04	L	82	97		at Toronto
04/06	W	95	87		Milwaukee
04/07	W	96	92		at New Jersey
04/09	W	83	67		at Boston
04/11	L	98	105		at Washington
04/13	L	72	91		at New York
04/14	W	96	78		Toronto
04/16	W	93	83		Indiana
04/18	L	79	86		at New Jersey
04/19	W	72	67		New York
04/21	W	80	78		at Boston
04/22	W	104	96		at Detroit
04/25	W	103	86		Orlando
04/27	W	80	71		Cleveland
04/29	L	70	85		at New York
05/01	W	103	96		Toronto
05/02	L	96	100		at Detroit
05/04	L	110	117	*	at Charlotte
05/05	W	105	100	*	Detroit

** denotes overtime*

1999–2000 SEASON STATISTICS

RECORD: 49-33 (.598) **HOME: 29-12** **AWAY: 20-21** **3RD ATLANTIC DIVISION**

PLAYER	G-GS	MIN	FG-FGA	PCT	FT-FTA	PCT	OFF	DEF	TOT	AST	PF-DQ	STL	TO	BLK	PTS	AVG
Iverson	70-70	2853	729-1733	.421	442-620	.713	71	196	267	328	162-1	144	230	5	1989	28.4
Kukoc	32-8	916	149-340	.438	74-110	.673	38	105	143	141	61-0	33	71	9	398	12.4
Hill	68-65	2155	318-656	.485	179-259	.691	220	405	625	52	243-3	64	124	27	815	12.0
Ratliff	57-56	1795	247-491	.503	182-236	.771	140	295	435	36	185-4	32	108	171	676	11.9
Hughes	50-5	1018	192-461	.416	106-142	.746	52	107	159	75	94-0	54	95	12	501	10.0
Geiger	65-20	1406	260-589	.441	109-140	.779	154	233	387	39	194-1	29	91	22	629	9.7
Lynch	75-75	2416	297-644	.461	113-183	.617	216	366	582	136	231-2	119	120	38	722	9.6
McKie	82-14	1952	244-593	.411	121-146	.829	47	199	246	240	194-3	108	113	18	653	8.0
Snow	82-80	2866	257-597	.430	126-177	.712	42	219	261	624	243-2	140	162	8	651	7.9
Owens	46-7	919	112-258	.434	38-64	.594	63	129	192	59	119-1	26	61	16	271	5.9
MacCulloch	56-6	528	89-161	.553	28-54	.519	48	98	146	13	94-0	11	26	37	206	3.7
Roberts	5-1	51	5-16	.313	0-3	.000	6	9	15	3	15-0	1	2	1	10	2.0
Mohammed	28-3	190	21-54	.389	12-22	.545	16	34	50	2	29-0	4	18	12	54	1.9
Ollie	40-0	290	22-49	.449	28-37	.757	4	27	31	46	27-0	10	10	0	72	1.8
Jones	33-0	138	22-58	.379	11-18	.611	16	22	38	5	10-0	6	14	5	57	1.7
Bowen	42-0	311	26-73	.356	6-12	.500	14	22	36	16	37-0	9	5	5	59	1.4
Lang	3-0	6	1-1	1.000	1-1	1.000	0	0	0	1	1-0	0	0	0	3	1.0
Bowman	11-0	20	2-2	1.000	1-2	.500	0	2	2	1	0-0	1	1	0	5	0.5
76ERS	**82**	**19830**	**2993-6776**	**.442**	**1577-2226**	**.708**	**1147**	**2468**	**3615**	**1817**	**1939-17**	**791**	**1284**	**386**	**7771**	**94.8**
OPPONENTS	**82**	**19830**	**2867-6595**	**.435**	**1510-2001**	**.755**	**1065**	**2501**	**3566**	**1828**	**1977-29**	**631**	**1444**	**531**	**7661**	**93.4**

3-PT FG: 76ERS 208-643 (.323), Iverson 89-261 (.341), Kukoc 26-90 (.289), Hill 0-1 (.000), Hughes 11-51 (.216), Geiger 0-4 (.000), Lynch 15-36 (.417), McKie 44-121 (.364), Snow 11-45 (.244), Owens 9-27 (.333), Roberts 0-1 (.000), Jones 2-4 (.500), Bowen 1-2 (.500). OPPONENTS 417-1172 (.356).

1999-2000 GAME-BY-GAME RESULTS

DATE	W/L	76ERS	OPP		TEAM
11/02	L	76	89		at San Antonio
11/04	L	80	84		at Phoenix
11/05	L	81	91		at L.A. Clippers
11/08	W	117	98		Seattle
11/10	L	105	110		at Orlando
11/12	W	92	86		Chicago
11/14	W	93	90		at Toronto
11/16	W	95	73		at Washington
11/17	L	93	98		Miami
11/19	L	91	97		Portland
11/20	W	100	96		at New Jersey
11/22	L	91	94		San Antonio
11/24	L	93	101		Washington
11/26	W	106	83		Cleveland
11/27	W	82	79		at Milwaukee
11/30	W	74	70		New York
12/01	L	83	90		at Miami
12/03	W	102	100	*	at Cleveland
12/04	W	77	74		Boston
12/06	L	77	94		Denver
12/08	W	83	73		Houston
12/10	L	78	85		at New York
12/11	L	84	106		Charlotte
12/15	W	93	91		Toronto
12/17	W	77	74		Chicago
12/18	L	91	104		at Detroit
12/20	W	122	121	*	Detroit
12/23	L	94	99		at New Jersey
12/26	W	92	86		at Seattle
12/27	W	100	93		at Vancouver
12/29	W	97	94		at Golden State
12/30	L	90	108		at Portland
01/03	W	124	120	*	Milwaukee
01/05	W	113	92		Golden State
01/09	L	112	123		Minnesota
01/14	W	102	100		Orlando
01/15	W	101	98		at Atlanta
01/17	W	101	96		New Jersey
01/19	W	107	89		Atlanta
01/20	L	100	109		at Charlotte
01/22	W	103	97		Indiana
01/26	L	87	93		Phoenix
01/29	L	88	90		at Detroit
01/31	L	80	83		at Denver
02/01	W	101	100		at Dallas
02/03	L	106	109		at Houston
02/06	W	119	108		Sacramento
02/07	L	84	109		at Indiana
02/09	W	92	90		New Jersey
02/15	L	93	95		Charlotte
02/18	W	104	75		Cleveland
02/20	L	84	87		L.A. Lakers
02/23	W	94	78		L.A. Clippers
02/25	W	97	83		at Milwaukee
02/27	L	88	89		at New York
02/29	W	106	87		Dallas
03/02	W	87	84		at Washington
03/04	W	95	84		at Chicago
03/08	W	107	90		Vancouver
03/10	L	77	82		New York
03/12	L	77	93		at Boston
03/14	W	98	97	*	at Cleveland
03/16	L	77	92		at Miami
03/17	W	99	97		Utah
03/19	W	89	85		Orlando
03/20	W	102	96		at Charlotte
03/22	W	106	93		Toronto
03/24	W	117	115	**	Boston
03/26	W	111	101		at Indiana
03/28	W	102	100		at Minnesota
03/29	L	84	98		at Utah
03/31	L	88	100		at L.A. Lakers
04/02	L	95	117		at Sacramento
04/05	W	107	86		Atlanta
04/07	W	102	97		at Boston
04/09	L	80	92		at Orlando
04/10	W	96	80		Miami
04/12	W	93	84		Washington
04/14	W	104	92		at Atlanta
04/15	W	100	94		Detroit
04/17	L	90	92		Indiana
04/18	W	93	89		at Chicago

** denotes overtime*

*** denotes double-overtime*

2000–01 SEASON STATISTICS

RECORD: 56-26 (.683) **HOME: 29-12** **AWAY: 27-14** **1ST ATLANTIC DIVISION**

PLAYER	G-GS	MIN	FG-FGA	PCT	FT-FTA	PCT	OFF	DEF	TOT	AST	PF-DQ	STL	TO	BLK	PTS	AVG
Iverson	71-71	2979	762-1813	.420	585-719	.814	50	223	273	325	147-0	178	237	20	2207	31.1
Ratliff	50-50	1800	228-457	.499	165-217	.760	125	288	413	58	165-3	30	126	187	621	12.4
McKie	76-33	2394	338-714	.473	149-194	.768	33	278	311	377	178-3	106	203	8	878	11.6
Mutombo	26-26	875	100-202	.495	104-137	.759	119	203	322	22	65-0	9	52	66	304	11.7
Snow	50-50	1740	182-435	.418	122-154	.792	27	139	166	369	123-1	77	124	7	491	9.8
McLeod	1-0	15	1-2	.500	0-0	---	1	1	2	0	2-0	0	1	0	2	2.0
Hill	76-75	2363	278-587	.474	172-273	.630	239	448	687	48	242-2	37	127	27	728	9.6
Lynch	82-80	2649	274-616	.445	123-171	.719	200	390	590	139	222-2	99	109	30	686	8.4
Kukoc	48-5	979	151-330	.458	52-88	.591	47	115	162	93	62-0	35	60	6	386	8.0
Geiger	35-4	542	88-224	.393	37-54	.685	50	89	139	14	73-0	12	25	8	213	6.1
Buford	47-0	573	104-241	.432	24-29	.828	16	58	74	17	68-0	17	29	6	248	5.3
Maxwell	24-6	375	42-125	.336	15-22	.682	3	34	37	29	33-0	12	18	0	120	5.0
Jones	65-0	866	122-275	.444	40-53	.755	63	126	189	32	68-0	30	39	15	304	4.7
MacCulloch	63-3	597	109-185	.589	42-66	.636	69	99	168	10	96-0	7	27	19	260	4.1
Mohammed	30-3	196	41-88	.466	14-28	.500	18	37	55	2	40-0	6	9	7	96	3.2
Ollie	51-4	764	71-165	.430	51-70	.729	13	59	72	121	70-0	25	40	1	194	3.8
Bell	5-0	30	2-7	.286	0-0	---	0	1	1	0	1-0	1	2	0	5	1.0
Sanchez	24-0	116	9-21	.429	2-2	1.000	2	12	14	36	18-0	9	3	1	20	0.8
Miller	1-0	2	0-0	---	0-0	---	0	0	0	0	0-0	0	0	0	0	0.0
76ERS	**82**	**19855**	**2902-6487**	**.447**	**1697-2277**	**.745**	**1075**	**2600**	**3675**	**1692**	**1673-11**	**690**	**1292**	**408**	**7763**	**94.7**
OPPONENTS	**82**	**19855**	**2871-6699**	**.429**	**1243-1660**	**.749**	**985**	**2366**	**3351**	**1771**	**1938-20**	**672**	**1261**	**458**	**7412**	**90.4**

3-PT FG: 76ERS 262-803 (.326), Iverson 98-306 (.320), McKie 53-170 (.312), Snow 5-19 (.263), McLeod 0-1 (.000), Hill 0-1 (.000), Lynch 15-57 (.263), Kukoc 32-78 (.410), Geiger 0-2 (.000), Buford 16-38 (.421), Maxwell 21-64 (.328), Jones 20-60 (.333), Ollie 1-3 (.333), Bell 1-3 (.333), Sanchez 0-1 (.000). OPPONENTS 427-1248 (.342).

2000-01 GAME-BY-GAME RESULTS

DATE	W/L	76ERS	OPP		TEAM
10/31	W	101	72		at New York
11/1	W	104	98		Toronto
11/3	W	87	80		at Orlando
11/4	W	84	82		at Miami
11/8	W	103	94		Detroit
11/9	W	84	82		at Minnesota
11/11	W	85	83		Boston
11/15	W	107	98		Cleveland
11/17	W	94	73		Miami
11/20	W	114	90		at Boston
11/22	L	73	88		at Charlotte
11/24	W	76	67		at Atlanta
11/25	L	76	96		at San Antonio
11/29	W	93	87		Washington
12/1	W	95	74		Charlotte
12/2	W	112	78		at Cleveland
12/4	L	98	105		at Denver
12/5	L	85	96		at L.A. Lakers
12/8	W	107	94		at Portland
12/9	W	83	79		at Vancouver
12/11	L	91	96	*	Minnesota
12/13	W	102	82		at Washington
12/15	L	94	112		Dallas
12/16	W	99	91		at Chicago
12/20	L	89	91		Utah
12/22	L	71	91		New York
12/26	W	97	91		at Utah
12/27	W	118	110		at Golden State
12/30	W	107	104	*	at Sacramento
1/3	W	98	80		Atlanta
1/5	W	121	89		Seattle
1/6	W	107	103		at Cleveland
1/9	W	104	87		at New Jersey
1/10	L	75	93		Portland
1/12	W	86	82		at Washington
1/13	W	100	83		San Antonio
1/15	W	84	79		Charlotte
1/17	W	99	88		Chicago
1/19	W	97	86		New Jersey
1/21	L	106	110	*	Toronto
1/23	W	114	98		at Dallas
1/24	W	85	84	*	at Houston
1/26	W	105	89		Detroit
1/28	W	86	81		at Indiana
1/30	L	89	96		at Toronto
2/1	W	87	80		at New York
2/2	L	117	123	**	Orlando
2/4	L	89	96		at New Jersey
2/5	W	99	80		Denver
2/7	L	87	112		Houston
2/13	W	107	104		at Milwaukee
2/14	W	112	97		L.A. Lakers
2/16	W	108	93		L.A. Clippers
2/18	W	104	98		Phoenix
2/21	W	107	91		Vancouver
2/23	W	99	78		at Detroit
2/24	L	85	86		at Charlotte
2/26	L	91	98		Milwaukee
2/28	W	79	69		Miami
3/2	W	107	102		Washington
3/7	W	102	94		New Jersey
3/9	W	108	103		Atlanta
3/11	W	97	91		at Boston
3/14	W	85	67		at Chicago
3/16	L	79	100		Sacramento
3/17	L	78	87		at Milwaukee
3/19	L	89	93		at Seattle
3/20	L	77	88		at L.A. Clippers
3/23	L	71	84		at Phoenix
3/26	W	90	78		Milwaukee
3/28	L	95	96		Orlando
3/30	W	102	89		Golden State
4/1	W	104	93		Indiana
4/3	L	85	100		at Toronto
4/4	W	90	84		at Detroit
4/6	W	96	88		Cleveland
4/9	W	108	95		Boston
4/10	L	81	83		at Miami
4/12	L	77	101		at Orlando
4/15	W	89	82		New York
4/17	W	111	105	*	at Indiana
4/18	L	86	92		Chicago

** denotes overtime*

*** denotes double-overtime*

2001–02 SEASON STATISTICS

RECORD: 43-39 (.524) **HOME: 22-19** **AWAY: 21-20** **4TH ATLANTIC DIVISION**

PLAYER	G-GS	MIN	FG-FGA	PCT	FT-FTA	PCT	OFF	DEF	TOT	AST	PF-DQ	STL	TO	BLK	PTS	AVG
Iverson	60-59	2622	665-1669	.398	475-585	.812	44	225	269	331	102-0	168	237	13	1883	31.4
Coleman	58-58	2080	331-735	.450	185-227	.815	167	342	509	98	158-0	42	119	51	875	15.1
McKie	48-16	1471	220-490	.449	96-122	.787	26	166	192	179	74-0	56	93	14	587	12.2
Snow	61-61	2225	276-624	.442	183-227	.806	33	182	215	400	167-1	95	138	9	738	12.1
Harpring	81-81	2541	386-838	.461	165-222	.743	203	370	573	107	201-1	70	127	5	958	11.8
Mutombo	80-80	2907	321-641	.501	278-364	.764	254	609	863	83	242-2	29	156	190	920	11.5
Claxton	67-18	1528	181-452	.400	114-136	.838	46	114	160	198	145-1	95	95	6	480	7.2
Blount	72-21	1426	115-251	.458	29-45	.644	149	219	368	44	176-1	49	52	26	259	3.6
Bell	74-12	890	103-240	.429	36-48	.750	31	80	111	71	109-0	21	48	4	254	3.4
Bowman	3-0	29	5-7	.714	0-0	--	0	1	1	1	3-0	2	0	0	10	3.3
Cummings	58-1	501	78-187	.417	24-32	.750	14	38	52	60	53-0	18	36	5	192	3.3
Smith	11-0	110	20-42	.476	15-20	.750	6	8	14	5	19-1	4	3	2	55	5
McKey	41-1	784	52-122	.426	10-14	.714	48	79	127	45	90-0	41	22	4	119	2.9
Dalembert	34-0	177	22-50	.440	7-18	.389	25	43	68	5	30-0	6	14	13	51	1.5
Brown	17-0	67	8-21	.381	7-8	.875	2	2	4	2	11-0	1	9	1	23	1.4
James	9-0	41	5-13	.385	2-6	.333	5	2	7	1	5-0	0	3	1	12	1.3
Jones	23-2	126	8-20	.400	10-20	.500	13	23	36	3	35-0	3	11	9	26	1.1
Ruffin	15-0	169	7-26	.269	2-8	.250	23	28	51	5	23-0	5	11	8	16	1.1
Geiger	4-0	36	1-8	.125	1-2	.500	3	3	6	0	2-0	0	2	2	3	0.8
76ERS	**82**	**19730**	**2804-6436**	**.436**	**1639-2104**	**.779**	**1092**	**2534**	**3626**	**1638**	**1645-7**	**705**	**1256**	**363**	**7461**	**91.0**
OPPONENTS	**82**	**19730**	**2771-6500**	**.426**	**1350-1798**	**.751**	**981**	**2348**	**3329**	**1768**	**1827-19**	**654**	**1208**	**458**	**7330**	**89.4**

3-PT FG: 76ERS 214-799 (.299), Iverson 78-268 (.291), Coleman 28-83 (.337), McKie 51-128 (.398), Snow 3-27 (.111), Harpring 21-69 (.304), Claxton 4-33 (.121), Blount 0-1 (.000), Bell 12-44 (.273), Bowman 0-1 (.000), Cummings 12-46 (.261), Smith 0-2 (.000), McKey 5-12 (.417), Brown 0-1 (.000), OPPONENTS 438-1322 (.331).

2001-02 GAME-BY-GAME RESULTS

DATE	W/L	76ERS	OPP		TEAM
10/30	L	74	83		at Minnesota
11/1	L	92	99		Dallas
11/3	L	76	90		at Washington
11/6	L	77	87		Indiana
11/8	L	72	77		at Houston
11/10	W	98	91		at Dallas
11/13	W	82	76		at Miami
11/14	W	100	86		Charlotte
11/16	W	98	78		Atlanta
11/17	W	94	82		at New Jersey
11/21	W	94	89		Detroit
11/23	W	79	68		Cleveland
11/25	L	88	107		at Toronto
11/28	L	87	94		Washington
12/1	W	93	76		at Chicago
12/2	L	87	93		Memphis
12/4	L	84	94		at Sacramento
12/5	L	87	93		at Golden State
12/7	L	76	86		at San Antonio
12/8	L	83	92		at Memphis
12/11	L	87	89		at Atlanta
12/14	L	80	96		Milwaukee
12/15	W	94	91		at Cleveland
12/17	W	99	83		Boston
12/19	L	85	94		Charlotte
12/21	W	94	83		Atlanta
12/25	L	82	88		at L.A. Lakers
12/26	W	100	86		at L.A. Clipper
12/28	L	90	93		at Denver
12/29	L	81	89		at Utah
1/2	W	102	81		at Phoenix
1/4	W	87	77		at Seattle
1/5	L	88	96		at Portland
1/7	W	116	92		L.A. Clippers
1/9	L	91	102		Orlando
1/11	W	101	84		San Antonio
1/15	W	112	106	*	Houston
1/17	W	93	88		at Charlotte
1/19	W	97	89		New York
1/21	L	98	109		Seattle
1/22	W	91	84		at Washington
1/25	W	106	90		at Boston
1/27	W	93	87		L.A. Lakers
1/29	L	71	78		at New York
1/30	W	96	91		Minnesota
2/2	W	86	81		at Milwaukee
2/4	L	93	100		Toronto
2/5	L	82	86		at Detroit
2/7	W	100	93		at Charlotte
2/14	L	91	98		Utah
2/17	L	76	86		at Indiana
2/18	W	110	83		Denver
2/20	W	114	107		Golden State
2/23	L	87	105		at Orlando
2/25	L	83	88		Portland
2/27	W	82	72		Miami
3/1	W	110	102		New Jersey
3/3	W	96	84		at Toronto
3/4	L	94	100		Boston
3/6	W	85	76		Cleveland
3/8	W	109	100		Indiana
3/9	W	112	91		at Atlanta
3/12	W	104	96		at New York
3/13	L	88	92		Sacramento
3/17	L	103	105		Orlando
3/19	W	91	79		at Miami
3/20	L	77	82		Miami
3/22	W	96	91		at Boston
3/24	W	90	82		New York
3/27	L	80	88		New Jersey
3/28	W	99	79		at Chicago
3/30	L	92	102		at New Jersey
3/31	L	70	72		Toronto
4/3	W	89	83	*	Phoenix
4/5	L	88	92		Detroit
4/7	W	89	87		Milwaukee
4/9	W	92	90		at Milwaukee
4/10	L	77	90		at Washington
4/12	W	100	91		Washington
4/14	W	95	89		at Orlando
4/15	L	96	98		Chicago
4/17	L	80	103		at Indiana

** denotes overtime*

2002–03 SEASON STATISTICS

RECORD: 48-34 (.585) **HOME: 25-16** **AWAY: 23-18** **4TH ATLANTIC DIVISION**

PLAYER	G-GS	MIN	FG-FGA	PCT	FT-FTA	PCT	OFF	DEF	TOT	AST	PF-DQ	STL	TO	BLK	PTS	AVG
Iverson	82-82	3485	804-1940	.414	570-736	.774	68	276	344	454	149-2	225	286	13	2262	27.6
Van Horn	74-73	2337	459-952	.482	193-240	.804	159	365	524	93	251-7	63	150	30	1176	15.9
Snow	82-82	3108	361-799	.452	325-379	.858	71	230	301	544	235-2	133	194	11	1054	12.9
Thomas	46-28	1392	178-369	.482	114-152	.750	140	252	392	73	120-2	46	76	22	470	10.2
Coleman	64-35	1742	223-498	.448	134-171	.784	151	299	450	87	171-2	53	96	69	602	9.4
McKie	80-40	2374	286-666	.429	112-134	.836	61	289	350	278	177-2	131	109	9	721	9.0
MacCulloch	42-35	812	123-238	.517	53-79	.671	66	130	196	20	107-0	19	35	32	299	7.1
Buckner	75-5	1514	185-398	.465	65-81	.802	72	144	216	96	203-0	72	62	16	450	6.0
Skinner	77-9	1381	182-331	.550	97-161	.602	136	230	366	19	176-1	47	62	53	461	6.0
Hill	24-18	496	44-109	.404	21-35	.600	56	68	124	9	68-0	15	16	7	109	4.5
Williams	21-2	276	34-80	.425	24-32	.750	12	33	45	26	33-0	12	17	5	92	4.4
Satterfield	17-0	82	4-18	.222	1-2	.500	4	4	8	15	6-0	2	7	0	9	0.5
Long	19-0	131	19-50	.380	1-5	.200	13	27	40	2	22-0	2	9	8	40	2.1
Salmons	64-1	504	48-116	.414	26-35	.743	16	43	59	47	53-1	17	29	6	132	2.1
Rentzias	35-0	144	20-59	.339	8-9	.889	10	16	26	7	21-0	6	4	2	52	1.5
Bryant	11-0	77	5-17	.294	2-2	1.000	7	9	16	1	12-0	1	5	1	12	1.1
76ERS	**82**	**19855**	**2975-6640**	**.448**	**1746-2253**	**.775**	**1042**	**2415**	**3457**	**1771**	**1804-19**	**844**	**1212**	**284**	**7941**	**96.8**
OPPONENTS	**82**	**19855**	**2876-6363**	**.452**	**1547-2035**	**.760**	**908**	**2400**	**3308**	**1809**	**1885-20**	**639**	**1405**	**521**	**7752**	**94.5**

3-PT FG: 76ERS 245-787 (.311), Iverson 84-303 (.277), Van Horn 65-176 (.369), Snow 7-32 (.219), Coleman 22-67 (.328), McKie 37-112 (.330), Buckner 15-55 (.273), Williams 0-2 (.000), Long 1-1 (1.000), Salmons 10-31 (.323), Rentzias 4-8 (.500). OPPONENTS 453-1278 (.354).

2002-03 GAME-BY-GAME RESULTS

DATE	W/L	76ERS	OPP		TEAM
10/29	L	88	95		at Orlando
10/30	W	95	93		Milwaukee
11/01	W	98	86		New York
11/06	W	101	99	*	L.A. Clippers
11/08	W	108	84		Cleveland
11/09	L	105	110	*	at Milwaukee
11/13	L	81	91		at Boston
11/14	W	99	94		San Antonio
11/16	W	93	92		at New York
11/17	W	100	84		Washington
11/19	L	98	99		at New Orleans
11/20	W	95	88		at Memphis
11/22	W	90	80		Toronto
11/24	W	94	84		at Toronto
11/25	W	108	87		New Orleans
11/27	W	83	74		Miami
11/29	W	106	99		at Cleveland
11/30	W	95	94		at Washington
12/04	W	99	93		Boston
12/06	L	93	98		at San Antonio
12/07	L	72	97		at Houston
12/11	L	88	92		Seattle
12/13	L	91	99		Phoenix
12/15	L	97	107		at Indiana
12/16	W	93	71		Denver
12/18	W	99	94		Minnesota
12/20	W	107	104	*	L.A. Lakers
12/21	L	77	79		at Atlanta
12/28	L	69	98		at Utah
12/30	L	98	104		at Golden State
12/31	W	83	75		at L.A. Clippers
01/02	L	78	96		at Phoenix
01/04	L	83	102		at Dallas
01/06	L	104	105	*	Indiana
01/08	L	94	103	*	Detroit
01/10	L	112	114		New York
01/12	L	105	107		Orlando
01/15	W	108	107		New Jersey
01/17	L	95	99		Milwaukee
01/18	W	88	80		at Washington
01/20	L	99	100		Boston
01/22	W	92	83		at Detroit
01/23	L	94	107		Dallas
01/25	W	97	91		at Miami
01/28	W	108	81		at Milwaukee
01/29	L	83	97		Atlanta
01/31	W	104	99		Miami
02/02	L	91	99		at Minnesota
02/05	L	85	111		New Jersey
02/12	W	119	111	*	Chicago
02/14	W	99	98		Orlando
02/16	W	90	83		at New Jersey
02/19	W	110	82		at Chicago
02/21	W	119	99		at Cleveland
02/23	W	116	103		Cleveland
02/26	W	111	107		Memphis
02/28	W	104	83		Utah
03/02	W	100	94		at Denver
03/03	L	99	107		at Sacramento
03/06	W	88	60		at Portland
03/07	W	108	99		at Seattle
03/09	L	92	106		at L.A. Lakers
03/12	W	96	93		Indiana
03/14	W	90	79		Portland
03/16	W	92	87		at New Jersey
03/18	W	103	83		at Miami
03/20	L	85	113		at Detroit
03/21	L	105	114		Atlanta
03/23	W	112	95		at Toronto
03/26	W	91	85		at Indiana
03/28	L	98	102		Golden State
03/29	W	110	89		at Atlanta
03/31	W	118	113	*	at Orlando
04/02	W	108	101		Chicago
04/04	L	79	88		Houston
04/06	L	81	97		Sacramento
04/08	W	91	74		Detroit
04/10	W	99	78		at Boston
04/11	L	103	108		at New York
04/13	L	89	94		New Orleans
04/15	L	106	115		at Chicago
04/16	W	107	87		Washington

** denotes overtime*

2003–04 SEASON STATISTICS

RECORD: 33-49 (.402) **HOME: 21-20** **AWAY: 12-29** **5TH ATLANTIC DIVISION**

PLAYER	G-GS	MIN	FG-FGA	PCT	FT-FTA	PCT	OFF	DEF	TOT	AST	PF-DQ	STL	TO	BLK	PTS	AVG
Iverson	48-47	2040	435-1125	.387	339-455	.745	34	144	178	324	87-0	115	209	5	1266	26.4
Robinson	42-42	1336	275-614	.448	114-137	.832	46	143	189	57	96-1	42	106	9	698	16.6
Thomas	74-72	2699	381-813	.469	243-323	.752	261	489	750	111	219-2	82	172	33	1006	13.6
Snow	82-82	2966	295-715	.413	252-316	.797	62	219	281	563	213-1	97	187	6	844	10.3
Jackson	22-13	598	71-171	.415	64-81	.790	45	81	126	18	45-0	12	24	6	206	9.4
McKie	75-41	2112	265-577	.459	84-111	.757	45	208	253	195	142-1	85	103	23	689	9.2
Coleman	34-30	843	107-259	.413	49-65	.754	45	147	192	46	79-0	23	57	26	271	8.0
Dalembert	82-53	2198	270-499	.541	112-174	.644	194	432	626	21	273-4	44	86	189	652	8.0
Green	53-0	767	143-357	.401	59-81	.728	16	49	65	53	83-0	26	59	5	364	6.9
Salmons	77-24	1603	161-416	.387	71-92	.772	38	158	196	134	122-0	62	77	16	443	5.8
Korver	74-0	882	115-327	.352	19-24	.792	30	81	111	40	102-2	25	41	8	330	4.5
Hamilton	45-0	472	51-95	.537	67-96	.698	49	97	146	13	74-0	8	27	8	169	3.8
Buckner	53-3	703	66-175	.377	20-27	.741	28	75	103	45	77-0	21	34	4	164	3.1
McCaskill	59-3	636	47-117	.402	19-27	.704	48	85	133	20	89-0	12	25	20	113	1.9
76ERS	**82**	**19855**	**2682-6260**	**.428**	**1512-2009**	**.753**	**941**	**2408**	**3349**	**1640**	**1701-11**	**654**	**1307**	**358**	**7215**	**88.0**
OPPONENTS	**82**	**19855**	**2751-6369**	**.432**	**1474-1982**	**.744**	**996**	**2398**	**3394**	**1747**	**1757-21**	**678**	**1245**	**463**	**7419**	**90.5**

3-PT FG: 76ERS 339-992 (.342), Iverson 57-199 (.286), Robinson 34-100 (.340), Thomas 1-5 (.200), Snow 2-18 (.111), Jackson 0-1 (.000), McKie 75-172 (.436), Coleman 8-36 (.222), Dalembert 0-1 (.000), Green 19-61 (.311), Salmons 50-147 (.340), Korver 81-207 (.391), Buckner 12-44 (.273), McCaskill 0-1 (.000). OPPONENTS 443-1329 (.333).

2003-04 GAME-BY-GAME RESULTS

DATE	W/L	76ERS	OPP		TEAM
10/28	W	89	74		Miami
10/31	L	89	100		at Sacramento
11/01	L	90	104		at Golden State
11/03	W	94	83		at Portland
11/05	L	99	106	*	New Orleans
11/07	W	106	85		at Chicago
11/09	L	74	85		Indiana
11/11	W	112	105		at Washington
11/14	W	100	96		San Antonio
11/15	L	88	91	*	at Cleveland
11/17	L	66	74		Houston
11/19	W	81	75		at Toronto
11/21	W	87	85		Boston
11/22	L	88	99		at New York
11/25	L	91	95		at Milwaukee
11/26	W	90	86		Detroit
11/28	L	77	90		at Indiana
11/29	W	98	86		Atlanta
12/02	L	88	95		Toronto
12/04	W	83	82		Chicago
12/05	W	93	90		at Miami
12/09	W	78	76		at Detroit
12/12	L	77	86		Denver
12/14	L	86	94		Utah
12/17	W	87	76		Miami
12/19	L	81	88		Indiana
12/21	L	84	87		at Boston
12/22	W	95	73		Orlando
12/26	L	98	101		at L.A. Clippers
12/28	L	92	100		at Phoenix
12/29	L	97	106		at Utah
12/31	L	72	80		at Houston
01/03	W	83	77		at San Antonio
01/05	L	76	88		Milwaukee
01/07	W	100	80		L.A. Clippers
01/09	W	97	81		New Jersey
01/10	L	87	94		at Washington
01/12	W	87	82		at Orlando
01/14	L	122	125	**	at Dallas
01/17	L	87	91		Memphis
01/19	L	81	90		Seattle
01/21	W	92	86		at New Orleans
01/23	L	93	98		Orlando
01/24	L	87	95		at Cleveland
01/27	L	76	94		New Jersey
01/28	L	84	94		at Toronto
01/30	W	85	82		New Orleans
02/01	L	101	106		at Minnesota
01/23	L	80	93		Toronto
02/05	W	96	73		L.A. Lakers
02/07	L	80	110		Boston
02/08	L	87	99		at New Jersey
02/11	W	113	88		Washington
02/17	L	85	106		at Denver
02/19	W	112	101		at Seatle
02/20	L	88	116		at L.A. Lakers
02/23	L	66	76		Detroit
02/24	L	75	86		at Atlanta
02/28	L	74	81		at Indiana
02/29	W	81	74		Minnesota
03/03	L	77	88		at New York
03/04	L	105	114		Sacramento
03/06	W	97	88		Chiacgo
03/08	W	97	92		Milwaukee
03/09	W	89	81		at Chicago
03/12	W	99	94	**	New York
03/14	L	69	85		at Detroit
03/16	L	79	82		at Memphis
03/17	L	80	104		at New Orleans
03/20	L	69	101		at Miami
03/22	W	107	98		Dallas
03/24	W	99	94		Phoenix
03/26	W	86	71		Cleveland
03/28	L	65	89		at Boston
03/30	W	95	71		Golden State
04/01	L	82	88		Portland
04/03	L	75	86		New York
04/06	W	103	100	*	at Atlanta
04/09	L	80	83		Washington
04/11	L	75	89		at New Jersey
04/12	L	93	107		Indiana
04/14	L	89	95		at Orlando

** denotes overtime*
*** denotes double-overtime*

2004–05 SEASON STATISTICS

RECORD: 43-39 (.524) **HOME: 25-16** **AWAY: 18-23** **2ND ATLANTIC DIVISION**

PLAYER	G-GS	MIN	FG-FGA	PCT	FT-FTA	PCT	OFF	DEF	TOT	AST	PF-DQ	STL	TO	BLK	PTS	AVG
Iverson	75-75	3174	771-1818	.424	656-786	.835	51	248	299	596	140-1	180	344	9	2302	30.7
Webber	21-21	702	143-366	.391	38-49	.776	36	129	165	66	70-3	26	49	19	328	15.6
Jackson	81-23	1976	340-731	.465	289-349	.828	184	222	406	81	171-0	32	131	18	969	12.0
Korver	82-57	2667	317-759	.418	82-96	.854	40	339	379	182	265-2	103	106	33	942	11.5
Thomas	47-43	1344	217-476	.456	95-119	.798	106	202	308	77	151-3	40	83	6	530	11.3
Williamson	48-5	1056	194-417	.465	130-165	.788	73	105	178	43	144-1	26	60	12	518	10.8
Iguodala	82-82	2686	269-546	.493	156-210	.743	89	375	464	246	204-2	138	139	48	741	9.0
Dalembert	72-60	1785	250-477	.524	89-148	.601	187	355	542	35	241-4	46	114	121	589	8.2
Green	57-21	1066	155-423	.366	97-125	.776	22	111	133	100	121-0	34	75	6	437	7.7
Rogers	28-7	485	63-161	.391	20-28	.714	33	71	104	26	69-0	22	20	8	169	6.0
Salmons	58-8	993	85-210	.405	35-48	.729	12	109	121	114	92-1	40	51	13	236	4.1
Davis	42-5	328	42-111	.378	14-17	.824	29	50	79	12	45-0	8	15	4	117	2.8
McKie	68-3	1118	61-142	.430	10-16	.625	20	152	172	103	116-2	48	31	17	152	2.2
Skinner	24-0	246	22-57	.386	5-17	.294	23	39	62	5	29-0	5	13	6	49	2.0
Bradley	2-0	16	4-5	.800	1-2	.500	0	3	3	1	0-0	0	1	0	9	4.5
Brown	8-0	55	2-6	.333	8-10	.800	1	10	11	4	4-0	3	5	1	12	1.5
Ollie	26-0	158	11-31	.355	6-9	.667	3	16	19	19	16-0	5	6	0	28	1.1
Barnes					DID NOT APPER IN ANY GAMES											
76ERS	**82**	**19855**	**2946-6736**	**.437**	**1731-2194**	**.789**	**909**	**2536**	**3445**	**1710**	**1878-19**	**756**	**1274**	**321**	**8128**	**99.1**
OPPONENTS	**82**	**19855**	**2930-6618**	**.443**	**1764-2299**	**.767**	**952**	**2663**	**3615**	**1878**	**1929-15**	**681**	**1394**	**383**	**8189**	**99.9**

3-PT FG: 76ERS 505-1453 (.348). Iverson 104-338 (.308), Webber 4-15 (.267), Jackson 0-2 (.000), Korver 226-558 (.405), Thomas 1-4 (.250), Williamson 0-2 (.000), Iguodala 47-142 (.331), Green 30-105 (.286), Rogers 23-76 (.303), Salmons 31-91 (.341), Davis 19-53 (.358), McKie 20-62 (.323), Skinner 0-1 (.000), Bradley 0-1 (.000), Brown 0-3 (.000). OPPONENTS 565-1560 (.362).

2004-05 GAME-BY-GAME RESULTS

DATE	W/L	76ERS	OPP		TEAM
11/03	W	98	95		at Boston
11/05	L	98	108		Phoenix
11/06	L	91	99		at Detroit
11/09	L	88	96		at New York
11/10	W	108	100	*	New Jersey
11/12	W	106	104	*	Indiana
11/14	W	96	87		Orlando
11/16	L	95	103		Seattle
11/18	L	80	88		San Antonio
11/21	L	83	93		at Miami
11/24	W	110	97		Boston
11/26	W	116	114	*	Washington
11/27	L	99	105		at Orlando
12/01	L	72	105		at San Antonio
12/03	L	86	94		at Memphis
12/04	L	76	77		at Houston
12/06	L	92	96		at Atlanta
12/08	L	84	119		Minnesota
12/10	W	93	88		at Chicago
12/12	W	107	101		Milwaukee
12/14	W	110	102		Denver
12/17	L	107	113	*	New York
12/18	W	116	97		at Milwaukee
12/20	L	101	103		Utah
12/22	W	102	90		at Indiana
12/27	W	111	104		at Portland
12/28	W	114	107		at Seattle
12/31	L	92	97		at Denver
01/02	L	83	89		at L.A. Clippers
01/03	W	112	104		at Golden State
01/05	W	106	99		at Utah
01/07	L	84	89		at Minnesota
01/10	L	100	109		Portland
01/12	L	78	110		at Chicago
01/14	W	106	96		Toronto
01/15	L	95	99		at Detroit
01/17	W	95	91		New Orleans
01/19	W	107	105		at Charlotte
01/22	L	111	115		at Orlando
01/24	W	106	98		Miami
01/26	L	107	117		at Washington
01/28	L	95	99	*	at New Orleans
01/29	W	93	89		at Dallas
01/31	W	89	88		Indiana
02/02	L	95	118		Houston
02/04	W	103	85		Atlanta
02/06	W	106	104		L.A. Clippers
02/07	L	97	107	*	at New Jersey
02/09	L	95	98		Memphis
02/11	W	106	91		at Toronto
02/12	W	112	99		Orlando
02/14	W	106	105		New York
02/16	L	75	93		Detroit
02/24	L	101	113		at New York
02/26	L	99	101		Sacramento
03/01	W	118	111		at Milwaukee
03/02	L	93	99		New Jersey
03/04	W	98	89		Cleveland
03/05	W	89	97		at Atlanta
03/07	L	100	108		at Miami
03/08	L	85	104		Golden State
03/11	W	112	80		Charlotte
03/13	L	110	128		at Toronto
03/15	W	108	91		L.A. Lakers
03/18	W	93	81		at Cleveland
03/19	L	88	94		Chicago
03/23	W	107	84		Detroit
03/25	W	103	101		Toronto
03/27	W	96	89		at L.A. Lakers
03/28	L	109	118		at Sacramento
03/30	L	87	116		at Phoenix
04/01	L	83	100		Dallas
04/03	W	97	93		at Boston
04/06	W	106	103		Charlotte
04/08	W	103	98		Cleveland
04/09	W	112	106		at Washington
04/12	L	98	105		Boston
04/14	W	126	119	*	Miami
04/15	W	90	86		at Indiana
04/17	L	83	104		at New Jersey
04/18	W	122	106		Milwaukee
04/20	W	110	86		Atlanta

** denotes overtime*

2005–06 SEASON STATISTICS

RECORD: 38-44 (.463) **HOME: 23-18** **AWAY: 15-26** **2ND ATLANTIC DIVISION**

PLAYER	G-GS	MIN	FG-FGA	PCT	FT-FTA	PCT	OFF	DEF	TOT	AST	PF-DQ	STL	TO	BLK	PTS	AVG
Iverson	72-72	3103	815-1822	.447	675-829	.814	44	188	232	532	121-0	140	248	10	2377	33.0
Webber	75-75	2893	617-1422	.434	263-348	.756	184	557	741	256	219-1	103	182	62	1518	20.2
Iguodala	82-82	3086	344-688	.500	263-349	.754	117	364	481	255	198-4	135	153	21	1007	12.3
Korver	82-43	2563	327-761	.430	101-119	.849	27	243	270	163	224-1	65	98	26	939	11.5
Salmons	82-24	2059	219-521	.420	155-200	.775	48	172	220	223	178-0	73	125	13	619	7.5
Dalembert	66-52	1761	196-369	.531	93-132	.705	159	382	541	25	244-9	34	107	160	485	7.3
Green	10-2	153	28-66	.424	4-5	.800	1	14	15	5	13-0	2	12	0	70	7.0
Hunter	69-35	1312	175-291	.601	71-138	.514	110	161	271	17	120-0	12	64	76	421	6.1
Nailon	22-0	237	40-80	.500	13-15	.867	23	19	42	7	32-0	8	10	4	93	4.2
Barnes	50-0	538	59-110	.536	29-43	.674	41	56	97	22	92-2	16	24	7	149	3.0
Ollie	70-23	1069	75-174	.431	41-49	.837	13	85	98	101	103-1	33	29	3	192	2.7
Randolph	57-1	487	44-97	.454	43-71	.606	55	78	133	19	83-0	19	21	12	131	2.3
Hamilton	1-0	3	0-1	.000	1-2	.500	0	0	0	0	1-0	1	0	0	1	1.0
Williams	30-0	145	23-52	.442	8-13	.615	3	16	19	10	13-0	5	13	0	56	1.9
Thomas	15-0	124	7-13	.538	8-14	.571	8	23	31	1	32-0	0	7	3	22	1.5
Bradley	46-1	367	32-79	.405	2-3	.667	40	67	107	17	39-0	5	19	7	67	1.5
Gai	2-0	5	0-0	---	0-0	---	0	0	0	0	0-0	0	0	0	0	0.0
76ERS	**82**	**19905**	**3001-6546**	**.458**	**1770-2330**	**.760**	**873**	**2425**	**3298**	**1653**	**1712-18**	**651**	**1159**	**404**	**8147**	**99.4**
OPPONENTS	**82**	**19905**	**3100-6699**	**.463**	**1609-2111**	**.762**	**974**	**2533**	**3507**	**1882**	**1898-23**	**630**	**1269**	**386**	**8307**	**101.3**

3-PT FG: 76ERS 375-1031 (.364), Iverson 72-223 (.323), Webber 21-77 (.273), Iguodala 56-158 (.354), Korver 184-438 (.420), Salmons 26-87 (.299), Dalembert 0-1 (.000), Green 10-19 (.526), Barnes 2-11 (.182), Ollie 1-3 (.333), Williams 2-9 (.222), Bradley 1-5 (.200). OPPONENTS: 498-1420 (.351).

2005-06 GAME-BY-GAME RESULTS

DATE	W/L	76ERS	OPP		TEAM
11/01	L	108	117	*	Milwaukee
11/02	L	88	108		at Detroit
11/04	L	93	110		Charlotte
11/05	W	111	109		at Indiana
11/09	W	112	97		Dallas
11/11	W	85	81		L.A. Lakers
11/13	W	113	108		L.A. Clippers
11/15	W	104	92		Toronto
11/16	W	121	115		at Toronto
11/18	L	96	106		at Miami
11/19	L	120	123		Cleveland
11/21	W	103	91		NO/Okla City
11/23	L	97	108		at Milwaukee
11/26	L	102	105	*	at New York
11/29	W	107	83		Portland
11/30	L	103	110		at Boston
12/02	L	86	88		at NO/Okla. City
12/03	L	91	100		at San Antonio
12/07	L	85	88		Milwaukee
12/09	W	119	115		Charlotte
12/10	W	107	95		at New Jersey
12/12	W	90	89	*	Minnesota
12/14	W	106	101		Atlanta
12/16	L	105	112		Miami
12/18	W	107	80		at Toronto
12/21	W	111	100		Golden State
12/23	L	108	111		at Atlanta
12/27	W	108	106		at Denver
12/28	L	91	95		at Portland
12/31	L	102	108		at Utah
01/03	W	111	98		at Sacramento
01/04	L	85	105		at Phoenix
01/06	L	93	119		at L.A. Lakers
01/09	W	107	98		Seattle
01/11	L	102	110		Utah
01/13	W	125	124	***	Boston
01/16	L	76	104		at Washington
01/18	L	90	101		New Jersey
01/20	W	89	86	*	Memphis
01/22	W	86	84		at Minnesota
01/24	W	109	103		Sacramento
01/26	L	115	119	*	Orlando
01/28	W	91	76		New York
01/29	W	89	81		at Orlando
01/31	L	99	123		Phoenix
02/03	L	80	87		Detroit
02/04	W	100	95		at Cleveland
02/06	L	81	87		Houston
02/08	L	92	100		at Charlotte
02/12	L	97	107		at Washington
02/15	W	103	100	*	San Antonio
02/16	L	84	117		at Chicago
02/22	W	116	107		Cleveland
02/24	W	116	111		at Milwaukee
02/25	W	108	102		Chicago
02/27	L	92	104		at Dallas
03/01	W	106	101		at Houston
03/03	W	119	113		Washington
03/05	L	93	94		Indiana
03/08	L	101	104		at Boston
03/09	L	93	97		Denver
03/12	W	94	91		at Memphis
03/14	L	97	111		Toronto
03/16	L	98	102		at Seattle
03/17	L	89	99		at L.A. Clippers
03/19	L	89	98		at Golden State
03/22	W	115	106		Atlanta
03/24	L	86	102		Orlando
03/26	L	79	92		at Indiana
03/29	L	91	101		Detroit
03/31	W	117	112		at New York
04/02	W	114	95		New York
04/04	L	91	124		at Cleveland
04/05	L	92	99		Chicago
04/07	L	99	109		Boston
04/08	W	89	75		at Chicago
04/10	W	105	97		Washington
04/12	W	116	96		at New Jersey
04/14	L	85	104		at Miami
04/15	L	97	102		at Orlando
04/18	W	91	88		New Jersey
04/19	L	86	96		at Charlotte

** denotes overtime*
*** denotes double-overtime*

2006–07 SEASON STATISTICS

RECORD: 35-47 (.427) **HOME: 21-20** **AWAY: 14-27** **3RD ATLANTIC DIVISION**

PLAYER	G-GS	MIN	FG-FGA	PCT	FT-FTA	PCT	OFF	DEF	TOT	AST	PF-DQ	STL	TO	BLK	PTS	AVG
Iverson	15-15	640	151-366	.413	154-174	.885	7	34	41	109	21-0	33	66	1	468	31.2
Iguodala	76-76	3062	443-991	.447	452-551	.820	77	357	434	432	200-0	152	261	33	1386	18.2
Korver	74-1	2288	372-845	.440	191-209	.914	30	229	259	105	188-1	57	117	20	1067	14.4
Miller	57-56	2144	307-661	.464	160-198	.808	72	176	248	416	126-0	73	152	6	775	13.6
Green	74-36	1842	357-868	.411	74-111	.667	42	116	158	112	144-1	56	106	4	839	11.3
Webber	18-18	544	89-230	.387	18-28	.643	37	112	149	61	36-0	18	33	15	198	11.0
Dalembert	82-82	2535	356-658	.541	167-224	.746	239	494	733	64	287-9	47	161	159	879	10.7
J. Smith	54-11	1355	191-429	.445	115-136	.846	107	253	360	46	125-1	31	63	20	497	9.2
Carney	67-35	1169	182-392	.464	53-87	.609	39	89	128	26	118-0	38	43	23	442	6.6
Hunter	70-41	1605	188-326	.577	74-151	.490	114	221	335	26	137-1	13	65	76	450	6.4
Randolph	13-6	179	23-48	.479	12-22	.545	19	35	54	4	23-0	7	9	10	58	4.5
Williams	61-0	688	93-211	.441	64-92	.696	17	53	70	110	42-0	22	46	1	262	4.3
Ollie	53-23	919	81-187	.433	37-45	.822	8	66	74	130	76-0	21	47	1	199	3.8
Henderson	38-5	418	43-67	.642	33-47	.702	48	59	107	10	62-1	9	12	12	119	3.1
Jones	44-5	336	43-93	.462	23-41	.561	22	35	57	16	59-0	11	18	1	110	2.5
Amundson	10-0	87	6-15	.400	4-10	.400	13	15	28	1	15-0	1	5	8	16	1.6
McFarlin	11-0	41	5-13	.385	5-7	.714	7	4	11	1	8-0	0	1	0	15	1.4
S. Smith	8-0	28	2-8	.250	1-2	.500	1	5	6	0	4-0	1	2	0	5	0.6
76ERS	**82**	**19880**	**2932-6408**	**.458**	**1637-2135**	**.767**	**899**	**2353**	**3252**	**1669**	**1671-14**	**590**	**1258**	**390**	**7785**	**94.9**
OPPONENTS	**82**	**19880**	**3039-6570**	**.463**	**1452-1926**	**.754**	**969**	**2404**	**3373**	**1825**	**1801-6**	**606**	**1280**	**320**	**8033**	**98.0**

3-PT FG: 76ERS 284-823 (.345), Iverson 12-53 (.226), Iguodala 48-155 (.310), Korver 132-307 (.430), Miller 1-19 (.053), Green 51-157 (.325), Webber 2-5 (.400), Dalembert 0-2) (.000), Smith 0-4 (.000), Carney 25-72 (.347), Williams 12-37 (.324), Ollie 0-2 (.000), Jones 1-9 (.111), McFarlin 0-1 (.000). OPPONENTS: 503-1424 (.353).

2006-07 GAME-BY-GAME RESULTS

DATE	W/L	76ERS	OPP		TEAM
11/01	W	88	75		Atlanta
11/03	W	105	103		at Orlando
11/05	W	107	98		Miami
11/07	L	86	97		at Indiana
11/08	L	104	106		at Toronto
11/10	L	101	108		vs. Denver
11/15	W	96	90		at Seattle
11/17	L	94	106		at Phoenix
11/18	L	97	103	*	at L.A. Clippers
11/21	L	87	97		Detroit
11/22	L	94	98		at Milwaukee
11/24	W	123	108		Chicago
11/25	L	95	108		at Cleveland
11/27	L	91	103		at Miami
12/02	L	107	112		at New Jersey
12/03	L	84	95		Minnesota
12/06	L	94	121		at Chicago
12/08	L	98	113		Washington
12/09	L	84	86		at Orlando
12/11	L	79	81		Portland
12/13	L	81	101		Boston
12/15	L	79	93		at Dallas
12/16	L	98	103		at San Antonio
12/20	L	93	101		Indiana
12/22	W	98	93		at Boston
12/23	W	98	77		New York
12/26	L	97	116		at Golden State
12/27	L	76	101		at Sacramento
12/29	W	98	95		at Portland
12/31	L	94	104		at L.A. Lakers
01/02	W	108	97		at Denver
01/03	L	87	98		at Utah
01/05	L	102	104	*	at Minnesota
01/09	L	89	98		Detroit
01/10	L	99	106		at New York
01/12	W	110	97		Milwaukee
01/13	L	83	89		at Charlotte
01/15	L	86	104		Toronto
01/17	L	102	118		at Memphis
01/19	W	98	95	*	Miami
01/21	L	85	99		San Antonio
01/23	W	102	96		N.O./Okla. City
01/24	W	118	115	**	at Cleveland
01/26	L	97	105		Cleveland
01/27	W	104	89		at Atlanta
01/29	L	84	105		at Houston
01/31	W	89	78		at N.O./Okla. City
02/02	L	101	102		Golden State
02/05	W	100	98	*	New Jersey
02/07	W	92	83		Charlotte
02/09	L	89	90		L.A. Clippers
02/11	L	89	106		Dallas
02/14	L	85	92		Washington
02/21	W	104	84		New York
02/23	L	87	102		at Charlotte
02/24	L	90	109		at Milwaukee
02/26	W	89	82		Sacramento
02/28	W	99	94		Phoenix
03/02	W	117	112	*	Memphis
03/04	W	99	86		New Jersey
03/07	W	92	89		Seattle
03/09	W	108	92		L.A. Lakers
03/10	W	100	96		at Indiana
03/13	L	92	104		at Atlanta
03/14	L	87	88		Chicago
03/16	W	89	88		Utah
03/18	L	74	124		Houston
03/20	L	75	96		at Detroit
03/23	W	106	97		Charlotte
03/24	W	93	85		at Miami
03/28	L	108	111		at Washington
03/30	W	88	82		Boston
03/31	L	82	86		at New Jersey
04/04	W	92	90		at New York
04/06	L	85	94		Toronto
04/08	W	109	104	*	Atlanta
04/10	W	90	86		Indiana
04/11	W	102	94		at Boston
04/14	L	87	104		Orlando
04/15	W	102	91		at Detroit
04/17	L	92	98		Cleveland
04/18	W	122	119		at Toronto

** denotes overtime*
*** denotes double-overtime*

2007-08 SEASON STATISTICS

RECORD: 40-42 (.488) **HOME: 22-19** **AWAY: 18-23** **3RD ATLANTIC DIVISION**

PLAYER	G-GS	MIN	FG-FGA	PCT	FT-FTA	PCT	OFF	DEF	TOT	AST	PF-DQ	STL	TO	BLK	PTS	AVG
Iguodala	82-82	3242	582-1277	.456	365-506	.721	85	361	446	391	187 -1	171	214	49	1630	19.9
Miller	82-82	3016	569-1156	.492	257-333	.772	95	229	324	565	181-0	105	206	6	1398	17.0
Green	74-74	1970	379-870	.436	112-148	.757	32	150	182	151	119-0	54	109	22	921	12.4
Williams	80-0	1862	319-752	.424	227-290	.783	41	126	167	253	130-0	81	125	13	920	11.5
Dalembert	82-82	2724	339-661	.513	186-263	.707	304	545	849	45	269-3	40	155	192	864	10.5
Korver	25-0	657	90-227	.396	31-34	.912	12	61	73	33	67-1	20	28	6	249	10.0
Young	74-22	1554	264-490	.539	76-103	.738	120	192	312	58	126-1	73	64	8	610	8.2
Carney	70-6	1039	158-392	.403	55-81	.679	50	99	149	32	96-0	39	34	23	409	5.8
Evans	81-61	1879	152-346	.439	120-257	.467	224	387	611	65	213-0	86	108	8	425	5.2
Smith	76-1	1107	141-310	.455	54-82	.659	77	153	230	20	142-1	22	48	50	340	4.5
Giricek	12-0	110	13-41	.317	6-8	.750	1	13	14	11	9-0	3	8	1	37	3.1
Ollie	40-0	300	29-69	.420	12-15	.800	4	15	19	38	28-0	10	5	0	70	1.8
Amundson	16-0	64	8-16	.500	2-7	.286	7	5	12	0	13-0	1	2	1	18	1.1
Randolph	9-0	27	4-14	.286	0-0	---	9	2	11	3	5-0	1	2	3	8	0.9
Booth	31-0	204	9-27	.333	6-10	.600	6	32	38	8	35-0	6	4	18	24	0.8
76ERS	**82**	**19755**	**3056-6648**	**.460**	**1509-2137**	**.706**	**1067**	**2370**	**3437**	**1673**	**1620-7**	**712**	**1172**	**400**	**7923**	**96.6**
OPPONENTS	**82**	**19755**	**3000-6504**	**.461**	**1332-1726**	**.772**	**923**	**2293**	**3216**	**1903**	**1708-4**	**550**	**1289**	**420**	**7889**	**96.2**

3-PT FG: 76ERS 302-952 (.317), Iguodala 101-307 (.329), Miller 3-34 (.088), Green 51-179 (.285), Williams 55-153 (.359), Dalembert 0-1 (.000), Korver 38-108 (.352), Young 6-19 (.316), Carney 38-120 (.317), Evans 1-1 (1.000), Smith 4-14 (.286), Giricek 515 (.333), Ollie 0-1 (.000).
OPPONENTS: 557-1549 (.360).

2007-08 GAME-BY-GAME RESULTS

DATE	W/L	76ERS	OPP		TEAM
10/31	L	97	106		at Toronto
11/02	W	96	85		at Chicago
11/03	L	88	93		New Jersey
11/07	W	94	63		Charlotte
11/09	L	103	105		Toronto
11/11	L	72	93		New Orleans
11/13	L	84	99		at Dallas
11/14	L	76	95		at New Orleans
11/16	W	92	88		Portland
11/20	L	101	116		at Washington
11/23	L	78	83		at Detroit
11/24	L	98	100	*	Golden State
11/27	W	114	99		at Milwaukee
11/28	L	95	106		Utah
11/30	W	85	84		Washington
12/01	L	92	94	*	at New Jersey
12/03	L	79	88		Atlanta
12/05	L	103	113		Boston
12/07	W	101	90		New York
12/08	W	105	77		at New York
12/10	W	100	88		Houston
12/12	W	98	94		Minnesota
12/14	L	99	109		Sacramento
12/15	W	92	86		at Cleveland
12/19	L	85	102		at Indiana
12/21	L	101	106		L.A. Lakers
12/22	W	99	97		at Memphis
12/26	W	96	85		Miami
12/28	W	92	80		at Sacramento
12/30	L	72	97		at Portland
12/31	W	98	90		at Seattle
01/02	L	107	110		at Utah
01/04	L	93	124		at L.A. Lakers
01/06	L	96	109		at Denver
01/08	L	83	87		Milwaukee
01/09	L	96	109		at Toronto
01/11	L	97	100		Chicago
01/14	L	82	89		at San Antonio
01/15	W	111	107		at Houston
01/18	L	89	116		at Boston
01/19	W	99	95		Toronto
01/21	L	103	110		Indiana
01/23	L	78	86		Detroit
01/25	L	81	89		at New York
01/26	W	103	96		at Charlotte
01/30	W	112	69		Milwaukee
02/01	L	106	108		Orlando
02/04	L	91	96		at Atlanta
02/05	W	101	96		Washington
02/07	W	101	84		Miami
02/09	W	101	80		L.A. Clippers
02/11	W	84	76		Dallas
02/13	W	102	88		Memphis
02/19	L	88	104		at Minnesota
02/20	W	124	84		New York
02/22	L	99	115		at Orlando
02/23	W	101	96	*	at Miami
02/27	W	101	89		Orlando
02/29	L	97	119		at Golden State
03/01	W	119	114		at Phoenix
03/03	W	106	80		at L.A. Clippers
03/07	W	117	83		Seattle
03/09	W	119	97		at Milwaukee
03/10	L	86	100		Boston
03/12	W	83	82		at Detroit
03/14	W	110	106		at Chicago
03/15	W	103	96		San Antonio
03/19	W	115	113		Denver
03/21	L	95	113		at Orlando
03/22	W	91	87		New Jersey
03/24	W	95	90		at Boston
03/26	W	121	99		Chicago
03/28	L	93	107		Phoenix
03/30	L	88	91		at Cleveland
04/01	W	108	99		at New Jersey
04/04	W	109	104		at Atlanta
04/05	L	85	92		Atlanta
04/09	W	101	94		Detroit
04/11	L	76	85		Indiana
04/12	L	93	109		at Washington
04/14	L	90	91		Cleveland
04/16	L	109	115		at Charlotte

* denotes overtime

2008-09 SEASON STATISTICS

RECORD: 41-41 (.500) **HOME: 24-17** **AWAY: 17-24** **2ND ATLANTIC DIVISION**

PLAYER	G-GS	MIN	FG-FGA	PCT	FT-FTA	PCT	OFF	DEF	TOT	AST	PF-DQ	STL	TO	BLK	PTS	AVG
Iguodala	82-82	3269	542-1147	.473	377-521	.724	92	379	471	434	152-1	131	222	36	1541	18.8
Miller	82-82	2976	492-1041	.473	338-409	.826	123	245	368	534	196-1	109	199	14	1337	16.3
Young	75-71	2577	475-960	.495	139-189	.735	139	238	377	86	165-0	100	118	23	1145	15.3
Brand	29-23	920	163-365	.447	73-108	.676	77	177	254	37	78-1	17	68	45	399	13.8
Williams	81-0	1919	336-844	.398	304-385	.790	36	129	165	242	128-0	85	151	14	1039	12.8
Green	81-60	1828	286-658	.435	62-85	.729	29	97	126	158	154-0	53	64	13	685	8.5
Speights	79- 2	1263	252-502	.502	102-132	.773	123	170	293	30	181-0	27	46	56	608	7.7
Dalembert	82-82	2036	216-434	.498	91-124	.734	214	487	701	18	248-2	33	117	146	523	6.4
Marshall	25-0	189	33-73	.452	3-6	.500	6	34	40	15	24-0	4	6	5	94	3.8
Evans	79-7	1140	79-178	.444	104-175	.594	135	226	361	26	161-0	41	69	8	262	3.3
Ivey	71-0	861	69-208	.332	34-43	.791	19	57	76	43	76-0	36	23	7	211	3.0
Rush	25-1	199	20-58	.345	4-4	1.000	0	15	15	15	10-0	5	10	1	54	2.2
Ratliff	46-0	579	34-64	.531	21-35	.600	46	82	128	9	77-0	17	14	47	89	1.9
76ERS	**82**	**19755**	**2997-6532**	**.459**	**1652-2216**	**.745**	**1039**	**2336**	**3375**	**1647**	**1650-5**	**658**	**1157**	**415**	**7987**	**97.4**
OPPONENTS	**82**	**19755**	**2997-6489**	**.462**	**1402-1792**	**.782**	**935**	**2285**	**3220**	**1799**	**1786-10**	**575**	**1278**	**400**	**7981**	**97.3**

3-PT FG: 76ERS 341-1072 (.318), Iguodala 80-261 (.307), Miller 15-53 (.283), Young 56-164 (.341), Williams 63-220 (.286), 51-161 (.317), Speights 2-8 (.250), Dalembert 0-2 (.000), Marshall 25-55 (.455), Evans 0-1 (.000), Ivey 39-114 (.342), Rush 10-33 (.303).
OPPONENTS: 585-1595 (.367).

2008-09 GAME-BY-GAME RESULTS

DATE	W/L	76ERS	OPP		TEAM
10/29	L	84	95		Toronto
10/31	W	116	87		New York
11/01	L	88	95		at Atlanta
11/03	W	125	91		Sacramento
11/05	L	83	106		at Miami
11/06	L	88	98		at Orlando
11/11	L	80	93		Utah
11/12	W	106	96		at Toronto
11/14	W	94	92		at Indiana
11/15	W	110	85		Oklahoma City
11/19	L	96	102		at Minnesota
11/21	W	89	88		L.A. Clippers
11/23	W	89	81		Golden State
11/24	L	84	93		at Charlotte
11//26	L	94	96		Orlando
11/28	L	78	102		at Boston
11/30	L	92	103		Chicago
12/02	W	103	95	*	at Chicago
12/03	L	102	114		L.A. Lakers
12/05	W	96	91		at Detroit
12/06	L	84	95		New Jersey
12/10	L	93	101		Clevland
12/12	L	72	88		at Cleveland
12/13	W	104	89		Washington
12/17	W	93	88		Milwaukee
12/19	W	109	103		at Washington
12/20	L	94	95		Indiana
12/23	L	91	110		at Boston
12/26	L	101	105		at Denver
12/29	L	95	112		at Utah
12/31	W	100	92		at L.A. Clippers
01/02	L	86	96		at Dallas
01/03	L	106	108		at San Antonio
01/06	W	104	96		Houston
01/07	W	110	105		at Milwaukee
01/09	W	93	87		Charlotte
01/11	W	109	94		at Atlanta
01/14	W	100	79		Portland
01/16	W	109	87		SAN ANTONIO
01/17	W	107	97		at New York
01/19	L	93	95		Dallas
01/24	W	116	110		New York
01/26	L	86	101		at New Orleans
1/28	W	95	93		at Houston
1/30	W	104	94		Washington
1/31	L	83	85		New Jersey
02/03	L	99	100		Boston
02/05	W	99	94		Indiana
02/07	W	94	84		Miami
02/09	W	108	91		Phoenix
02/11	W	91	87		Memphis
02/17	L	91	100		at Indiana
02/18	L	89	101		Denver
02/21	L	91	97		at Miami
2/23	L	96	98		at New Jersey
2/25	W	106	98		at Washington
2/27	W	108	103		at New York
2/28	L	100	106		Orlando
03/02	L	91	98		New Orleans
03/07	W	110	105		at Memphis
03/08	L	74	89		at Oklahoma City
03/11	W	115	106		Toronto
03/13	W	104	101		Chicago
03/15	W	85	77		Miami
03/17	W	94	93		at L.A. Lakers
03/18	L	116	126		at Phoenix
03/20	L	111	119		at Golden State
03/22	W	112	100		at Sacramento
03/23	W	114	108	*	at Portland
03/25	W	96	88		Minnesota
03/27	L	95	100		Charlotte
03/29	L	97	101		at Detroit
03/31	W	98	85		Atlanta
04/02	W	105	95		Milwaukee
04/04	W	95	90		Detroit
04/05	L	67	96		at New Jersey
04/07	L	98	101		at Charlotte
04/09	L	99	113		at Chicago
04/10	L	92	102		Cleveland
04/12	L	104	111		at Toronto
04/14	L	98	100		Boston
04/15	W	111	110	*	at Cleveland

** denotes overtime*

2009-10 SEASON STATISTICS

RECORD: 27-55 (.329) **HOME: 12-29** **AWAY: 15-26** **4TH ATLANTIC DIVISION**

PLAYER	G-GS	MIN	FG-FGA	PCT	FT-FTA	PCT	OFF	DEF	TOT	AST	PF-DQ	STL	TO	BLK	PTS	AVG
Iguodala	82-82	3193	496-1120	.443	315-430	.733	82	447	529	472	145-0	141	218	55	1401	17.1
Williams	64-38	1912	318-677	.470	192-233	.824	25	162	187	268	110-1	80	106	15	898	14.0
Young	67-45	2145	382-813	.470	114-165	.691	130	220	350	97	133-0	81	126	15	926	13.8
Iverson	25-24	798	121-290	.417	98-119	.824	15	60	75	102	43-0	18	57	2	348	13.9
Brand	76-57	2297	412-858	.480	172-233	.738	179	282	461	109	232-1	82	131	80	996	13.1
Green	73-18	1553	248-543	.457	95-114	.833	20	109	129	152	135-0	32	67	11	638	8.7
Speights	62-1	1016	212-444	.477	108-145	.745	85	167	252	36	152-2	29	51	34	532	8.6
Dalembert	82-80	2124	285-523	.545	97-133	.729	239	545	784	64	252-5	42	123	151	667	8.1
Holiday	73-51	1767	230-520	.442	65-86	.756	56	135	191	280	153-0	79	156	18	587	8.0
Kapono	57-12	976	126-301	.419	9-15	.600	14	52	66	39	80-0	21	34	6	324	5.7
Carney	68-0	857	113-282	.401	52-63	.825	26	111	137	37	79-0	25	21	20	319	4.7
Meeks	19-0	233	40-91	.440	13-18	.722	4	23	27	17	19-0	5	5	1	112	5.9
Smith	56-2	658	75-174	.431	29-42	.690	54	81	135	33	110-1	21	35	28	189	3.4
Ivey	26-0	236	26-55	.473	6-7	.857	5	21	26	17	25-0	10	5	2	70	2.7
Elson	1-0	4	1-2	.500	0-3	.000	1	0	1	0	0-0	0	0	0	2	2.0
Brezec	7-0	36	2-13	.154	1-2	.500	6	6	12	0	9-0	1	0	1	5	0.7
76ERS	**82 -**	**19805**	**3087-6706**	**.460**	**1366-1808**	**.756**	**941**	**2421**	**3362**	**1723**	**1677-10**	**667**	**1192**	**439**	**8014**	**97.7**
OPPONENTS	**82 -**	**19805**	**3105-6573**	**.472**	**1518-1983**	**.766**	**888**	**2470**	**3358**	**1810**	**1534-4**	**621**	**1189**	**332**	**8334**	**101.6**

3-PT FG: 76ERS 474-1381 (.343), Iguodala 94-303 (.310), Williams 70-206 (.340), Young 48-138 (.348), Iverson 8-24 (.333), Brand 0-1 (.000), Green 47-136 (.346), Speights 0-5 (.000), Holiday 62-159 (.390), Kapono 63-171 (.368), Carney 41-135 (.304), Meeks 19-50 (.380), Smith10-29 (.345), Ivey 12-24 (.500).
OPPONENTS: 606-1542 (.393).

2009-10 GAME-BY-GAME RESULTS

DATE	W/L	76ERS	OPP		TEAM
10/28	L	106	120		at Orlando
10/30	W	99	86		MILWAUKEE
10/31	W	141	127	*	at New York
11/03	L	74	105		BOSTON
11/06	W	97	94		NEW JERSEY
11/08	L	81	88		at Detroit
11/09	L	115	119		PHOENIX
11/11	W	82	79		at New Jersey
11/13	L	90	112		UTAH
11/14	L	88	94		at Chicago
11/18	W	86	84		CHARLOTTE
11/20	L	97	102		MEMPHIS
11/21	L	91	97		at Cleveland
11/24	L	107	108		at Washington
11/25	L	110	113		at Boston
11/27	L	86	100		ATLANTA
11/29	L	89	97		at San Antonio
11/30	L	102	104		at Dallas
12/02	L	106	117		at Oklahoma City
12/05	L	105	106		at Charlotte
12/07	L	83	93		DENVER
12/09	L	86	90		DETROIT
12/11	L	91	96		HOUSTON
12/14	W	117	101		GOLDEN STATE
12/16	L	101	108		CLEVELAND
12/18	W	98	97		at Boston
12/19	L	107	112	*	L.A. CLIPPERS
12/22	L	98	105		at Washington
12/26	L	76	97		at Utah
12/28	W	104	93		at Portland
12/30	W	116	106		at Sacramento
12/31	L	88	104		at L.A. Clipper
01/03	W	108	105		at Denver
01/05	L	97	104		WASHINGTON
01/08	L	106	108		TORONTO
01/09	W	104	94		at Detroit
01/11	W	96	92		NEW ORLEANS
01/13	L	92	93		NEW YORK
01/15	W	98	86		SACRAMENTO
01/18	L	103	108	*	at Minnesota
01/20	L	90	98		PORTLAND
01/22	W	92	81		DALLAS
01/23	W	107	97		at Indiana
01/25	L	98	109		INDIANA
01/27	L	88	91		at Milwaukee
01/29	L	91	99		L.A. LAKERS
01/31	W	83	79		at New Jersey
02/03	W	106	103	*	CHICAGO
02/05	W	101	94		at New Orleans
02/06	W	102	95		at Houston
02/09	W	119	97		MINNESOTA
02/10	L	93	104		at Toronto
02/16	L	78	105		MIAMI
02/19	W	106	94		SAN ANTONIO
02/20	L	90	122		at Chicago
02/23	W	110	102		at Golden State
02/24	L	95	106		at Phoenix
02/26	L	90	99		at L.A. Lakers
03/01	L	105	126		ORLANDO
03/03	L	93	112		at Atlanta
03/05	L	86	96		BOSTON
03/07	W	114	101		at Toronto
03/09	L	96	107		at Indiana
03/10	L	87	102		CHARLOTTE
03/12	L	95	100		CLEVELAND
03/14	L	91	104		at Miami
03/15	L	84	94		NEW YORK
03/17	W	108	97		NEW JERSEY
03/19	L	88	92		at New York
03/20	L	84	98		CHICAGO
03/22	L	93	109		ORLANDO
03/24	W	101	86		at Milwaukee
03/26	W	105	98		ATLANTA
03/30	L	93	111		OKLAHOMA CITY
03/31	L	84	103		at Charlotte
04/03	L	123	128	*	TORONTO
04/06	L	103	124		DETROIT
04/07	L	95	99		at Miami
04/09	L	90	95		MILWAUKEE
04/10	W	120	101		at Memphis
04/12	L	105	107		MIAMI
04/14	L	111	125		at Orlando

* denotes overtime

2010-11 SEASON STATISTICS

RECORD: 41-41 (.500) **HOME: 26-15** **AWAY: 15-26** **3RD ATLANTIC DIVISION**

PLAYER	G-GS	MIN	FG-FGA	PCT	FT-FTA	PCT	OFF	DEF	TOT	AST	PF-DQ	STL	TO	BLK	PTS	AVG
Brand	81-81	2809	502-981	.512	213-273	.780	237	439	676	120	244-3	92	101	106	1217	15.0
Iguodala	67-67	2469	338-759	.445	208-300	.693	61	326	387	422	109-0	101	138	38	945	14.1
Holiday	82-82	2901	446-999	.446	172-209	.823	68	264	332	531	203-3	120	218	29	1145	14.0
Williams	75-0	1747	323-795	.406	293-356	.823	32	117	149	252	128-1	47	102	17	1027	13.7
Young	82-1	2135	458-847	.541	123-174	.707	153	281	434	82	170-0	90	99	26	1045	12.7
Meeks	74-64	2062	242-570	.425	152-170	.894	21	150	171	78	97-0	63	60	4	774	10.5
Turner	78-14	1797	225-529	.425	101-125	.808	42	264	306	159	138-0	49	80	14	565	7.2
Hawes	81-81	1718	264-568	.465	47-88	.534	129	336	465	121	201-2	29	97	71	584	7.2
Nocioni	54-17	931	118-277	.426	49-61	.803	19	150	169	45	100-1	14	47	15	327	6.1
Speights	64-1	734	144-291	.495	55-73	.753	64	146	210	30	120-0	8	40	19	344	5.4
Brackins	3-0	33	4-16	.250	0-0	---	2	2	4	1	3-0	1	0	0	8	2.7
Battie	38 -0	377	45-96	.469	8-14	.571	17	82	99	12	59-0	5	12	15	100	2.6
Songaila	10-0	71	7-15	.467	2-4	.500	2	8	10	2	16-0	0	4	0	16	1.6
Daniels	4-0	35	2-5	.400	2-2	1.000	0	5	5	2	0-0	0	1	0	6	1.5
Kapono	24-2	112	7-28	.250	1-2	.500	3	8	11	4	4-0	2	2	1	16	0.7
76ERS	**82 -**	**19930**	**3125-6776**	**.461**	**1426-1851**	**.770**	**850**	**2578**	**3428**	**1861**	**1592-10**	**621**	**1063**	**355**	**8119**	**99.0**
OPPONENTS	**82 -**	**19930**	**2996-6638**	**.451**	**1536-1987**	**.773**	**881**	**2608**	**3489**	**1762**	**1544-9**	**583**	**1168**	**376**	**7996**	**97.5**

3-PT FG: 76ERS 443-1248 (.355), Brand 0-1 (.000), Iguodala 61-181 (.337), Holiday 81-222 (.365), Williams 88-253 (.348), Young 6-22 (.273), Meeks 138-348 (.397), Turner 14-44 (.318), Hawes 9-37 (.243), Nocioni 42-118 (.356), Speights 1-4 (.250), Brackins 0-5 (.000), Battie 2-3 (.667), Daniels 0-2 (.000), Kapono 1-8 (.125).
OPPONENTS: 468-1375 (.340).

2010-11 GAME-BY-GAME RESULTS

DATE	W/L	76ERS	OPP		TEAM
10/27	L	87	97		MIAMI
10/29	L	101	104		ATLANTA
10/30	L	86	99		at Indiana
11/02	L	115	116	*	at Washington
11/03	W	101	75		INDIANA
11/05	L	116	123		CLEVELAND
11/07	W	106	96		at New York
11/10	L	103	109		at Oklahoma Cit
11/12	L	90	99		at Dallas
11/13	L	93	116		at San Antonio
11/16	L	93	101		at Cleveland
11/17	L	86	94		TORONTO
11/19	W	90	79		MILWAUKEE
11/23	L	114	116	*	at Washington
11/24	L	90	106		at Toronto
11/26	L	90	99		at Miami
11/27	W	102	86		NEW JERSEY
11/30	W	88	79		PORTLAND
12/03	L	88	93		at Atlanta
12/04	W	109	91		CHARLOTTE
12/07	W	117	97		CLEVELAND
12/09	L	101	102		BOSTON
12/12	W	88	70		NEW ORLEANS
12/14	W	82	77		at New Jersey
12/15	W	105	91		L.A. CLIPPERS
12/17	L	81	93		L.A. LAKERS
12/18	W	97	89		at Orlando
12/21	L	76	121		at Chicago
12/22	L	80	84		at Boston
12/26	W	95	89		at Denver
12/27	L	95	110		at Golden State
12/29	W	123	110		at Phoenix
12/31	L	98	102		at L.A. Lakers
01/03	L	77	84		at New Orleans
01/05	W	109	97		WASHINGTON
01/07	W	105	99		CHICAGO
01/08	L	109	112	*	at Detroit
01/11	L	103	111		INDIANA
01/14	W	95	94		MILWAUKEE
01/17	W	96	92	*	CHARLOTTE
01/19	L	98	99	*	at Orlando
01/20	L	97	100		at Charlotte
01/22	W	96	85		UTAH
01/24	W	105	95		PHOENIX
01/26	W	107	94		at Toronto
01/28	L	94	99		MEMPHIS
01/30	W	110	99		DENVER
02/02	W	106	92		at New Jersey
02/04	W	100	98		NEW YORK
02/06	L	103	117		at New York
02/08	W	117	83		at Atlanta
02/09	L	95	99		ORLANDO
02/11	W	77	71		SAN ANTONIO
02/12	W	107	87		at Minnesota
02/15	L	91	102		at Memphis
02/16	W	114	105		at Houston
02/23	W	117	94		WASHINGTON
02/25	W	110	94		DETROIT
02/27	W	95	91		at Cleveland
03/01	L	93	101		DALLAS
03/04	W	111	100		MINNESOTA
03/06	W	125	117	*	GOLDEN STATE
03/08	W	110	100		at Indiana
03/09	L	105	110	*	OKLAHOMA CITY
03/11	W	89	86		BOSTON
03/12	L	74	102		at Milwaukee
03/14	L	107	112	*	at Utah
03/16	W	104	94		at L.A. Clipper
03/18	W	102	80		at Sacramento
03/19	L	101	110		at Portland
03/23	W	105	100		ATLANTA
03/25	L	99	111		at Miami
03/27	L	111	114	*	SACRAMENTO
03/28	W	97	85		at Chicago
03/30	W	108	97		HOUSTON
04/01	W	115	90		NEW JERSEY
04/02	L	87	93	*	at Milwaukee
04/05	L	82	99		at Boston
04/06	L	92	97		NEW YORK
04/08	W	98	93		TORONTO
04/11	L	85	95		ORLANDO
04/13	L	100	104		DETROIT

* denotes overtime

2011-12 SEASON STATISTICS

RECORD: 35-31 (.530) **HOME: 19-14** **AWAY: 16-17** **3RD ATLANTIC DIVISION**

PLAYER	G-GS	MIN	FG-FGA	PCT	FT-FTA	PCT	OFF	DEF	TOT	AST	PF-DQ	STL	TO	BLK	PTS	AVG
Williams	64-0	1682	318-782	.407	237-292	.812	30	125	155	221	90-0	53	71	18	956	14.9
Holiday	65-65	2196	360-834	.432	94-120	.783	57	155	212	290	137-2	103	135	18	879	13.5
T. Young	63-1	1755	348-687	.507	111-144	.771	137	188	325	74	127-3	64	55	41	808	12.8
Iguodala	62-62	2209	287-632	.454	121-196	.617	56	325	381	339	92-0	107	115	30	771	12.4
Brand	60-60	1732	287-581	.494	85-116	.733	145	284	429	97	176-1	58	65	97	659	11.0
Hawes	37-29	920	156-319	.489	40-55	.727	78	192	270	98	100-0	16	55	48	355	9.6
Turner	65-20	1713	263-590	.446	73-108	.676	27	349	376	180	117-1	40	105	20	610	9.4
Meeks	66-50	1644	191-467	.409	77-85	.906	17	144	161	54	82-0	40	29	3	556	8.4
Vucevic	51-15	812	131-291	.450	18-34	.529	88	158	246	31	111-0	20	33	34	283	5.5
Silas	2-0	39	4-15	.267	2-3	.667	2	2	4	3	5-0	0	3	0	11	5.5
Allen	41-15	624	79-167	.473	11-14	.786	47	124	171	34	73-0	13	20	18	169	4.1
S. Young	14-0	135	13-44	.295	9-14	.643	6	15	21	6	11-0	6	7	4	40	2.9
Brackins	14-1	88	9-33	.273	1-2	.500	5	10	15	8	6-0	0	4	1	22	1.6
Battie	27-11	295	19-51	.373	4-4	1.000	8	59	67	16	26-0	4	4	6	42	1.6
Nocioni	11-1	56	5-20	.250	6-11	.545	1	13	14	1	4-0	1	5	1	17	1.5
Elson	5-0	16	1-3	.333	0-0	---	0	1	1	1	0-0	1	1	1	2	0.4
76ERS	**66**	**15915**	**2471-5516**	**.448**	**889-1198**	**.742**	**704**	**2144**	**2848**	**1453**	**1157-7**	**526**	**738**	**340**	**6180**	**93.6**
OPPONENTS	**66**	**15915**	**2263-5302**	**.427**	**1017-1352**	**.752**	**706**	**2181**	**2887**	**1293**	**1070-3**	**391**	**918**	**316**	**5900**	**89.4**

3-PT FG: 76ERS 349-963 (.362), Williams 83-229 (.362), Holiday 65-171 (.380), T. Young 1-4 (.250), Iguodala 76-193 (.394), Brand 0-1 (.000), Hawes 3-12 (.250), Turner 11-49 (.224), Meeks 97-266 (.365), Vucevic 3-8 (.375), Silas 1-6 (.167), S. Young 5-8 (.625), Brackins 3-9 (.333), Battie 0-1 (.000), Nocioni 1-6 (.167).
OPPONENTS: 357-1070 (.334).

2011-12 GAME-BY-GAME RESULTS

DATE	W/L	76ERS	OPP		TEAM
12/26	L	103	107		at Portland
12/28	W	103	83		at Phoenix
12/30	L	99	102		at Utah
12/31	W	107	79		at Golden State
1/4	W	101	93		at New Orleans
1/6	W	96	73		DETROIT
1/7	W	97	62		TORONTO
1/9	W	96	86		INDIANA
1/10	W	112	85		SACRAMENTO
1/11	L	79	85		at New York
1/13	W	120	89		WASHINGTON
1/14	W	103	90		at Washington
1/16	W	94	82		MILWAUKEE
1/18	L	104	108	*	DENVER
1/20	W	90	76		ATLANTA
1/21	L	92	113		at Miami
1/23	W	103	83		WASHINGTON
1/25	L	90	97	*	NEW JERSEY
1/27	W	89	72		CHARLOTTE
1/28	W	95	74		DETROIT
1/30	W	74	69		ORLANDO
2/1	W	98	82		CHICAGO
2/3	L	79	99		MIAMI
2/4	W	98	87		at Atlanta
2/6	W	95	90		L.A. LAKERS
2/8	L	90	100		SAN ANTONIO
2/10	L	77	78		L.A. CLIPPERS
2/11	W	99	84		at Cleveland
2/13	W	98	89		at Charlotte
2/15	L	87	103		at Orlando
2/17	L	75	82		DALLAS
2/19	L	91	92		at Minnesota
2/21	L	76	89		at Memphis
2/22	L	87	93		at Houston
2/28	W	97	68		at Detroit
2/29	L	88	92		OKLAHOMA CITY
3/2	W	105	83		GOLDEN STATE
3/4	L	91	96		CHICAGO
3/5	L	93	97		at Milwaukee
3/7	W	103	71		BOSTON
3/9	W	104	91		UTAH
3/11	W	106	94		at New York
3/14	L	94	111		at Indiana
3/16	L	78	84		MIAMI
3/17	L	80	89		at Chicago
3/19	W	105	80		at Charlotte
3/21	L	79	82		NEW YORK
3/23	W	99	86		BOSTON
3/25	L	76	93		at San Antonio
3/27	W	103	85		CLEVELAND
3/30	L	76	97		at Washington
3/31	W	95	90		ATLANTA
4/3	L	93	99		at Miami
4/4	L	78	99		TORONTO
4/7	L	82	88		ORLANDO
4/8	L	79	103		at Boston
4/10	W	107	88		at New Jersey
4/11	W	93	75		at Toronto
4/13	L	89	95		NEW JERSEY
4/16	L	100	113		at Orlando
4/17	L	97	102		INDIANA
4/18	W	103	87		at Cleveland
4/21	W	109	106	*	at Indiana
4/23	W	105	87		at New Jersey
4/25	W	90	85		at Milwaukee
4/26	L	86	108		at Detroit

* denotes overtime

2012-13 SEASON STATISTICS

RECORD: 34-48 (.415) **HOME: 23-18** **AWAY: 11-30** **4TH ATLANTIC DIVISION**

PLAYER	G-GS	MIN	FG-FGA	PCT	FT-FTA	PCT	OFF	DEF	TOT	AST	PF-DQ	STL	TO	BLK	PTS	AVG
Jr. Holiday	78-78	2926	555-1288	.431	182-242	.752	89	240	329	625	170-2	123	292	32	1383	17.7
T. Young	76-76	2629	509-958	.531	108-188	.574	182	389	571	125	191-1	133	90	55	1127	14.8
Turner	82-82	2892	441-1053	.419	154-208	.740	56	461	517	354	197-1	71	187	17	1094	13.3
Hawes	82-40	2233	376-811	.464	122-157	.777	173	417	590	183	233-1	24	131	113	905	11.0
N. Young	59-17	1411	224-542	.413	105-128	.820	24	106	130	84	84-0	36	50	14	628	10.6
Richardson	33-33	936	135-336	.402	20-33	.606	19	108	127	51	57-0	40	26	15	347	10.5
Wright	79-8	1783	237-599	.396	120-141	.851	42	260	302	150	98-0	62	64	35	729	9.2
Pargo	14-0	208	24-63	.381	14-21	.667	1	16	17	28	14-0	1	13	0	69	4.9
Wilkins	61-21	1095	145-316	.459	81-109	.743	32	73	105	91	98-0	37	49	18	388	6.4
Allen	79-37	1669	206-454	.454	43-60	.717	159	236	395	73	180-1	24	55	55	455	5.8
Ju. Holiday	9-0	142	16-48	.333	6-8	.750	0	14	14	15	7-0	3	9	6	42	4.7
Moultrie	47-0	542	78-134	.582	18-28	.643	76	69	145	10	43-0	17	19	10	174	3.7
Ivey	53-5	698	62-144	.431	9-16	.563	16	41	57	32	73-0	23	20	3	170	3.2
Wayns	21-1	165	19-72	.264	13-15	.867	1	4	5	20	18-0	3	13	0	56	2.7
Jenkins	12-1	150	14-38	.368	2-4	.500	3	8	11	16	4-0	6	2	1	30	2.5
Brown	22-11	269	17-37	.459	7-19	.368	23	51	74	9	37-0	6	8	10	41	1.9
Mack	4-0	7	1-2	.500	0-0	---	0	0	0	1	1-0	0	2	0	2	0.5
76ERS	**82**	**19755**	**3059-6895**	**.444**	**1004-1377**	**.729**	**896**	**2493**	**3389**	**1867**	**1505-6**	**609**	**1070**	**384**	**7640**	**93.2**
OPPONENTS	**82**	**19755**	**3017-6643**	**.454**	**1331-1752**	**.760**	**903**	**2704**	**3607**	**1870**	**1331-4**	**590**	**1175**	**396**	**7914**	**96.5**

3-PT FG: 76ERS 518-1438 (.360), Jr. Holiday 91-247 (.368), T. Young 1-8 (.125), Turner 58-159 (.365), Hawes 31-87 (.356), N. Young 75-210 (.357), Richardson 57-167 (.341), Wright 135-361 (.374), Pargo 7-17 (.412), Wilkins 17-51 (.333), Allen 0-1 (.000), Ju. Holiday 4-16 (.250), Ivey 37-88 (.420), Wayns 5-25 (.200), Mack 0-1 (.000).
OPPONENTS: 549-1574 (.349).

2012-13 GAME-BY-GAME RESULTS

DATE	W/L	76ERS	OPP		TEAM
10/31	W	84	75		DENVER
11/4	L	84	100		at New York
11/5	L	88	110		NEW YORK
11/7	W	77	62		at New Orleans
11/9	W	106	100		at Boston
11/10	W	93	83		at Toronto
11/12	L	96	105		MILWAUKEE
11/14	L	76	94		DETROIT
11/16	W	99	93		UTAH
11/18	W	86	79		CLEVELAND
11/20	W	106	98		TORONTO
11/21	L	83	92		at Cleveland
11/24	L	109	116	*	OKLAHOMA CITY
11/25	W	104	101		PHOENIX
11/27	W	100	98		DALLAS
11/30	W	104	98		at Charlotte
12/1	L	88	93		at Chicago
12/4	L	88	105		MINNESOTA
12/7	W	95	94	*	BOSTON
12/8	L	79	92		at Boston
12/10	W	104	97		DETROIT
12/12	L	89	96		CHICAGO
12/14	L	85	95		at Indiana
12/16	L	98	111		L.A. LAKERS
12/18	L	100	107		at Dallas
12/19	L	103	125		at Houston
12/21	W	99	80		ATLANTA
12/23	L	92	95		at Brooklyn
12/26	W	99	89		at Memphis
12/28	L	89	96		at Golden State
12/29	L	85	89		at Portland
1/1	W	103	99		at L.A. Lakers
1/2	L	89	95		at Phoenix
1/4	L	85	109		at Oklahoma City
1/5	L	86	109		at San Antonio
1/8	L	89	109		BROOKLYN
1/9	L	72	90		at Toronto
1/12	W	107	100		HOUSTON
1/15	L	99	111		NEW ORLEANS
1/18	W	108	101	*	TORONTO
1/21	L	85	90		SAN ANTONIO
1/22	L	102	110		at Milwaukee
1/26	W	97	80		NEW YORK
1/28	L	100	103		MEMPHIS
1/30	W	92	84		WASHINGTON
2/1	W	89	80		SACRAMENTO
2/4	W	78	61		ORLANDO
2/6	L	69	88		INDIANA
2/9	W	87	76		CHARLOTTE
2/11	L	9	107		L.A. CLIPPERS
2/13	L	92	94		at Milwaukee
2/20	L	87	94		at Minnesota
2/23	L	90	114		MIAMI
2/24	L	93	99		at New York
2/26	L	84	98		ORLANDO
2/28	L	82	93		at Chicago
3/2	W	104	97		GOLDEN STATE
3/3	L	87	90		at Washington
3/5	L	101	109		BOSTON
3/6	L	96	107		at Atlanta
3/8	L	93	102		at Miami
3/10	L	91	99		at Orlando
3/11	W	106	97		BROOKLYN
3/13	L	94	98		MIAMI
3/16	W	98	91		INDIANA
3/18	W	101	100		PORTLAND
3/20	L	72	101		at L.A. Clipper
3/21	L	100	101		at Denver
3/24	W	117	103		at Sacramento
3/25	L	91	107		at Utah
3/27	W	100	92		MILWAUKEE
3/29	W	97	87		at Cleveland
3/30	W	100	92		CHARLOTTE
4/3	L	83	88		at Charlotte
4/5	W	101	90		at Atlanta
4/6	L	87	106		at Miami
4/9	L	83	104		at Brooklyn
4/10	L	101	124		ATLANTA
4/12	W	97	86		at Washington
4/14	W	91	77		CLEVELAND
4/15	L	101	109		at Detroit
4/17	W	105	95		at Indiana

* denotes overtime

>> Back to Table of Contents

2013-14 SEASON STATISTICS

RECORD: 19-63 (.232) **HOME: 10-31** **AWAY: 9-32** **5TH ATLANTIC DIVISION**

PLAYER	G-GS	MIN	FG-FGA	PCT	FT-FTA	PCT	OFF	DEF	TOT	AST	PF-DQ	STL	TO	BLK	PTS	AVG
Young	79-78	2718	582-1283	.454	163-229	.712	166	310	476	182	213-1	167	165	36	1417	17.9
Turner	54-54	1886	356-831	.428	189-228	.829	50	272	322	198	147-3	56	155	5	939	17.4
Carter-Williams	70-70	2414	427-1054	.405	258-367	.703	101	336	437	441	213-2	130	247	43	1167	16.7
Wroten	72-16	1765	345-808	.427	209-326	.641	69	159	228	217	151-1	78	204	16	939	13.0
Hawes	53-53	1666	264-586	.451	79-101	.782	88	364	452	176	154-2	31	119	67	688	13.0
Anderson	80-62	2309	309-717	.431	77-106	.726	59	241	300	149	154-0	74	106	28	810	10.1
Sims	26-25	707	112-229	.489	82-107	.766	82	99	181	47	84-0	23	33	13	306	11.8
Morris	12-0	193	29-67	.433	15-21	.714	3	10	13	31	21-0	8	19	0	83	6.9
Williams	67-2	1157	140-337	.415	87-119	.731	30	100	130	72	126-0	35	68	3	404	6.0
Thompson	77-41	1742	171-372	.460	52-73	.712	73	174	247	73	144-0	53	60	12	461	6.0
Ware	9-0	116	18-42	.429	5-6	.833	0	9	9	10	11-0	8	5	0	48	5.3
Allen	51-2	960	117-266	.440	27-40	.675	106	171	277	65	115-1	22	40	27	263	5.2
Mullens	18-0	247	47-101	.465	8-14	.571	17	43	60	8	31-0	9	14	8	122	6.8
Varnado	23-0	337	36-60	.600	27-52	.519	19	44	63	13	61-0	10	10	29	99	4.3
Nunnally	9-0	111	9-28	.321	3-5	.600	0	11	11	6	9-0	5	3	1	26	2.9
Dedmon	11-0	150	15-29	.517	7-13	.538	11	38	49	3	28-1	0	9	9	37	3.4
Moultrie	12-2	187	16-38	.421	4-5	.800	11	24	35	2	22-0	8	7	4	36	3.0
Orton	22-4	251	21-47	.447	23-30	.767	16	45	61	15	38-0	6	18	16	65	3.0
Davies	51-0	575	54-128	.422	34-53	.642	38	71	109	28	92-1	24	35	8	144	2.8
Maynor	8-0	112	11-29	.379	4-8	.500	2	13	15	12	4-0	4	12	2	30	3.8
L. Brown	26-0	224	26-86	.302	9-13	.692	8	20	28	41	19-0	13	16	3	64	2.5
Thomas	2-1	13	3-5	.600	0-0	---	0	0	0	1	4-0	0	1	0	7	3.5
Johnson-Odom	3-0	15	0-7	.000	0-2	.000	0	2	2	1	3-0	1	2	0	0	0.0
76ERS	**82 -**	**19855**	**3108-7150**	**.435**	**1362-1918**	**.710**	**949**	**2556**	**3505**	**1791**	**1844-12**	**765**	**1384**	**330**	**8155**	**99.5**
OPPONENTS	**82 -**	**19855**	**3284-6975**	**.471**	**1705-2261**	**.754**	**976**	**2871**	**3847**	**2144**	**1686-5**	**736**	**1391**	**558**	**9012**	**109.9**

3-PT FG: 76ERS 577-1847 (.312), Young 90-292 (.308), Turner 38-132 (.288), Carter-Williams 55-208 (.264), Wroten 40-188 (.213), Hawes 81-203 (.399), Anderson 115-351 (.328), Sims 0-1 (.000), Morris 10-24 (.417), Williams 37-125 (.296), Thompson 67-167 (.401), Ware 7-21 (.333), Allen 2-13 (.154), Mullens 20-50 (.400), Nunnally 5-15 (.333), Davies 2-10 (.200), Maynor 4-12 (.333), Brown 3-30 (.100), Thoms 1-2 (.500), Johnson-Odom 0-3 (.000).
OPPONENTS: 739-1998 (.370).

2013-14 GAME-BY-GAME RESULTS

DATE	W/L	76ERS	OPP	TEAM
Oct 30	W	114	110	MIAMI
Nov 1	W	109	102	at Washington
Nov 2	W	107	104	CHICAGO
Nov 4	L	90	110	GOLDEN STATE
Nov 6	L	102	116	WASHINGTON
Nov 8	W	94-	79	CLEVELAND
Nov 9	L	125	127**	at Cleveland
Nov 11	L	85	109	SAN ANTONIO
Nov 13	W	123	117*	HOUSTON
Nov 15	L	103	113	at Atlanta
Nov 16	L	98	135*	at New Orleans
Nov 18	L	94-	97*	at Dallas
Nov 20	L	98	108	TORONTO
Nov 22	W	115	107*	MILWAUKEE
Nov 23	L	98	106	at Indiana
Nov 27	L	94	105	at Orlando
Nov 29	L	105	121	NEW ORLEANS
Dec 1	L	100	115	at Detroit
Dec 3	W	126	125**	ORLANDO
Dec 6	L	88	105	at Charlotte
Dec 7	L	92	103	DENVER
Dec 9	L	83	94	L.A. CLIPPERS
Dec 11	L	99	106	at Minnesota
Dec 13	L	100	108	at Toronto
Dec 14	L	105	139	PORTLAND
Dec 16	L	94	130	at Brooklyn
Dec 20	W	121	120*	BROOKLYN
Dec 21	L	106	116	at Milwaukee
Dec 28	L	101	115	at Phoenix
Dec 29	W	111	104	at L.A. Lakers
Jan 1	W	114	102	at Denver
Jan 2	W	113	104	at Sacramento
Jan 4	W	101	99	at Portland
Jan 6	L	95	126	MINNESOTA
Jan 7	L	93	111	at Cleveland
Jan 10	L	104	114	DETROIT
Jan 11	L	92	102	NEW YORK
Jan 15	W	95	92	CHARLOTTE
Jan 17	L	86	101	MIAMI
Jan 18	L	78	103	at Chicago
Jan 20	L	99	107	at Washington
Jan 22	W	110	106	at New York
Jan 24	L	95	104	TORONTO
Jan 25	L	91	103	OKLAHOMA CITY
Jan 27	L	113	124	PHOENIX
Jan 29	W	95	94	at Boston
Jan 31	L	99	125	ATLANTA
Feb 1	L	96	113	at Detroit
Feb 3	L	102	108	at Brooklyn
Feb 5	L	108	114	BOSTON
Feb 7	L	98	112	L.A. LAKERS
Feb 9	L	78	123	at L.A. Clipper
Feb 10	L	80	123	at Golden State
Feb 12	L	100	105	at Utah
Feb 18	L	85	114	CLEVELAND
Feb 21	L	112	124	DALLAS
Feb 24	L	110	130	MILWAUKEE
Feb 26	L	90	101	ORLANDO
Mar 1	L	103	122	WASHINGTON
Mar 2	L	81	92	at Orlando
Mar 4	L	92	125	at Oklahoma City
Mar 8	L	92	104	UTAH
Mar 10	L	110	123	at New York
Mar 12	L	98	115	SACRAMENTO
Mar 14	L	94	101	INDIANA
Mar 15	L	77	103	MEMPHIS
Mar 17	L	90	99	at Indiana
Mar 19	L	94	102	CHICAGO
Mar 21	L	92	93	NEW YORK
Mar 22	L	81	91	at Chicago
Mar 24	L	91	113	at San Antonio
Mar 27	L	98	120	at Houston
Mar 29	W	123	98	DETROIT
Mar 31	L	95	103	at Atlanta
Apr 2	L	93	123	CHARLOTTE
Apr 4	W	111	102	at Boston
Apr 5	L	101	105	BROOKLYN
Apr 9	L	114	125	at Toronto
Apr 11	L	95	117	at Memphis
Apr 12	L	105	111	at Charlotte
Apr 14	W	113	108	BOSTON
Apr 16	W	100	87	at Miami

* denotes overtime

>> Back to Table of Contents

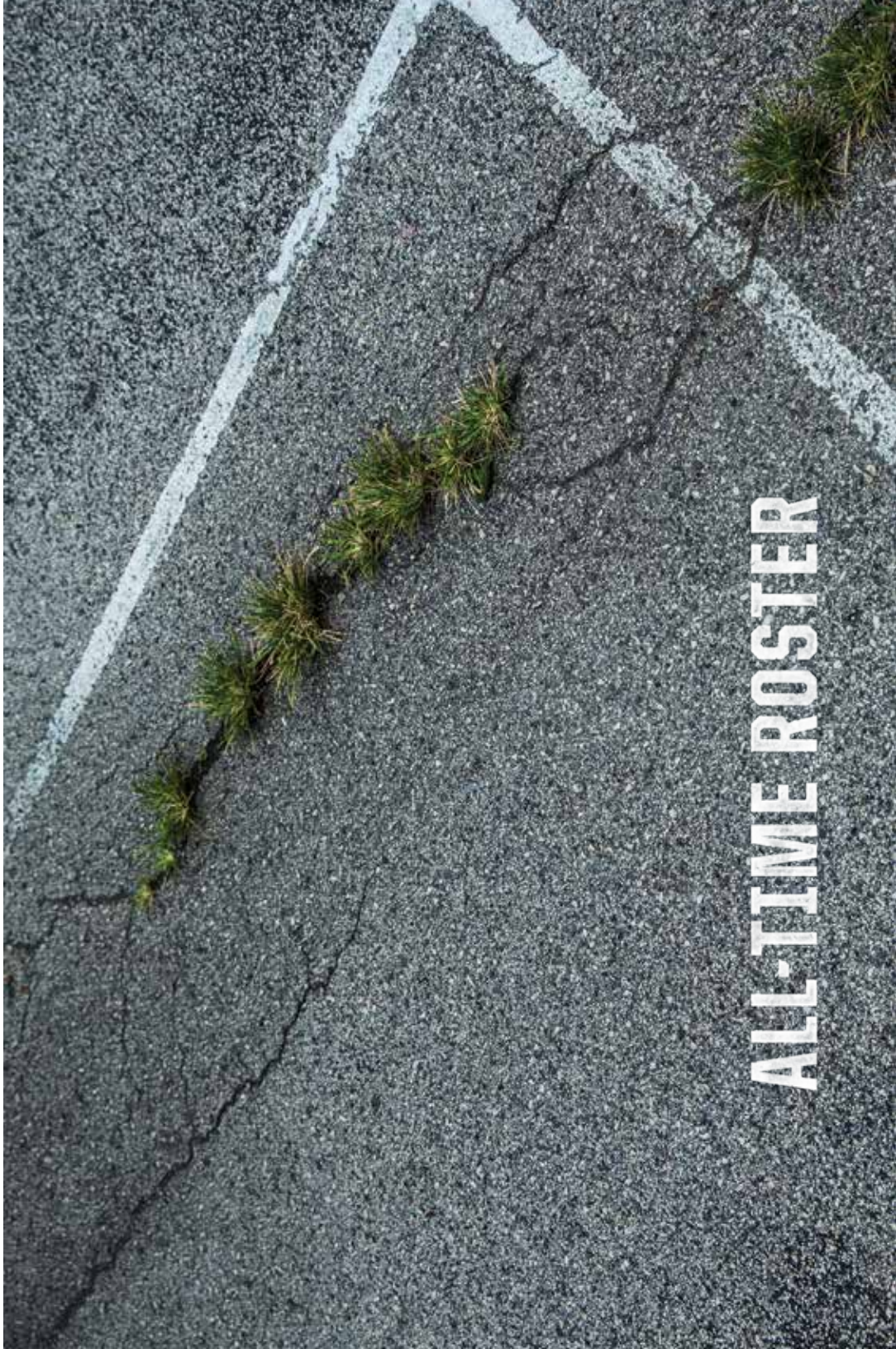

Please note the following:

* Denotes that a player played for more than one team during that particular season and the team-by-team breakdown was not available. Each respective stat line is reflective of the entire season's statistics, which also affects the player's total stat lines.

(n) Denotes years played in the NBL with Syracuse, before the Nationals joined the NBA in 1949-50. NBL statistics are factored in to individual NBA totals, but do not affect team statistics/records.

ABDELNABY, ALAA

Duke — #30 — HT: 6-10 — WT: 240
Birthdate: June 24, 1968 — Drafted: 1990, 1st round (25th overall) by Portland

	G	GS	MIN	FG	FGA	PCT	FT	FTA	PCT	OFF	DEF	TOT	A	PF	D	ST	TO	BS	PTS	AVG
1994-95	3	0	30	1	11	.091	0	0	---	3	5	8	0	2	0	0	5	0	2	0.7

ABLE, FOREST

Western Kentucky; Louisville — HT: 6-3 — WT: 180
Birthdate: July 27, 1932 — Drafted: 1956, Syracuse

	G	GS	MIN	FG	FGA	PCT	FT	FTA	PCT	OFF	DEF	TOT	A	PF	D	ST	TO	BS	PTS	AVG
1956-57	1	—	1	0	2	.000	0	0	---	—	—	1	1	1	0	—	—	—	0	0.0

ALLEN, LAVOY

TEMPLE — #50 — HT: 6-9 — WT: 255
Birthdate: Feb. 4, 1989 — Drafted: 2011, 2nd Round (50th overall) by 76ers

	G	GS	MIN	FG	FGA	PCT	FT	FTA	PCT	OFF	DEF	TOT	A	PF	D	ST	TO	BS	PTS	AVG
2011-12	41	15	624	79	167	.473	11	14	.786	47	124	171	34	73	0	13	20	18	169	4.1
2012-13	79	37	1669	206	454	.454	43	60	.717	159	236	395	73	180	1	24	55	55	455	5.8
2013-14	51	2	960	117	266	.440	27	40	.675	106	171	277	65	115	1	22	40	27	263	5.2
TOTALS	**171**	**54**	**3253**	**402**	**887**	**.453**	**81**	**114**	**.711**	**312**	**531**	**843**	**172**	**59**	**2**	**100**	**115**	**368**	**887**	**5.2**

3-PT. FG: 2012-13: 0-1 (.000); 2013-14, 2-13 (.154)

PLAYOFFS

	G	GS	MIN	FG	FGA	PCT	FT	FTA	PCT	OFF	DEF	TOT	A	PF	D	ST	TO	BS	PTS	AVG
2011-12	12	1	236	34	61	.557	7	12	.583	21	38	59	3	30	0	10	5	11	75	6.3

ALSTON, DERRICK

Duquesne — #21 — HT: 6-11 — WT: 225
Birthdate: Aug. 20, 1972 — Drafted: 1994, 2nd Round (33rd overall) by 76ers

	G	GS	MIN	FG	FGA	PCT	FT	FTA	PCT	OFF	DEF	TOT	A	PF	D	ST	TO	BS	PTS	AVG
1994-95	64	1	1032	120	258	.465	59	120	.492	98	121	219	33	107	1	39	53	35	299	4.7
1995-96	73	41	1614	198	387	.512	55	112	.491	127	175	302	61	191	1	56	59	52	452	6.2
TOTALS	**137**	**42**	**1746**	**318**	**645**	**.493**	**114**	**232**	**.491**	**225**	**296**	**521**	**94**	**298**	**2**	**95**	**112**	**87**	**751**	**5.5**

3-PT. FG: 1994-95, 0-4 (.000); 1995-96 1-3 (.333); TOTALS, 1-7 (.143)

AMUNDSON, LOUIS

UNLV — #20 — HT: 6-9 — WT: 225
Birthdate: Dec. 7, 1982 — Drafted: Undrafted

	G	GS	MIN	FG	FGA	PCT	FT	FTA	PCT	OFF	DEF	TOT	A	PF	D	ST	TO	BS	PTS	AVG
2006-07	10	0	87	6	15	.400	4	10	.400	13	15	28	1	15	0	1	5	8	16	1.6
2007-08	16	0	64	8	16	.500	2	7	.286	7	5	12	0	13	0	1	2	1	18	1.1
TOTALS	**137**	**42**	**1746**	**318**	**645**	**.493**	**114**	**232**	**.491**	**225**	**296**	**521**	**94**	**298**	**2**	**95**	**112**	**87**	**751**	**5.5**

PLAYOFFS

	G	GS	MIN	FG	FGA	PCT	FT	FTA	PCT	OFF	DEF	TOT	A	PF	D	ST	TO	BS	PTS	AVG
2007-08	2	0	10	2	4	.500	1	2	.500	5	2	7	0	2	0	0	0	0	5	2.5

ANDERSON, CLIFF

St. Joseph's — #26 — HT: 6-5 — WT: 200
Birthdate: Sept. 7, 1944 — Drafted: 1967, 4th round (35th overall) by L.A. Lakers

	G	GS	MIN	FG	FGA	PCT	FT	FTA	PCT	OFF	DEF	TOT	A	PF	D	ST	TO	BS	PTS	AVG
1970-71	5	0	27	1	6	.167	5	7	.714	—	—	11	4	7	0	—	—	—	7	1.4

ANDERSON, JAMES

Oklahoma State — #9 — HT: 6-6 — WT: 215
Birthdate: Mar. 25, 1989 — Drafted: 2010, 1st round (20th overall) by San Antonio

	G	GS	MIN	FG	FGA	PCT	FT	FTA	PCT	OFF	DEF	TOT	A	PF	D	ST	TO	BS	PTS	AVG
2013-14	80	62	2309	309	717	.431	77	106	.726	59	241	300	149	154	0	74	106	28	810	10.1

3-PT. FG: 2013-14, 115-351 (.328)

ANDERSON, MITCHELL

Bradley — #7 — HT: 6-7 — WT: 195
Birthdate: Sept. 23, 1960 — Drafted: 1982, 2nd round (36th overall) by 76ers

	G	GS	MIN	FG	FGA	PCT	FT	FTA	PCT	OFF	DEF	TOT	A	PF	D	ST	TO	BS	PTS	AVG
1982-83	13	0	48	8	22	.364	1	3	.333	4	8	12	1	6	0	1	5	0	17	1.3

3-PT. FG: 1982-83, 0-1 (.000); TOTALS, 0-1 (.000)

ANDERSON, RON

Fresno State — #20 — HT: 6-7 — WT: 215
Birthdate: Oct. 15, 1958 — Drafted: 1984, 2nd round (27th overall) by Cleveland

	G	GS	MIN	FG	FGA	PCT	FT	FTA	PCT	OFF	DEF	TOT	A	PF	D	ST	TO	BS	PTS	AVG
1988-89	82	12	2618	566	1152	.491	196	229	.856	167	239	406	139	166	1	71	126	23	1330	16.2
1989-90	78	3	2089	379	841	.451	165	197	.838	81	214	295	143	143	0	72	78	13	926	11.9
1990-91	82	13	2340	512	1055	.485	165	198	.833	103	264	367	115	163	1	65	100	13	1198	14.6
1991-92	82	11	2432	469	1008	.465	143	163	.877	96	182	278	135	128	0	86	109	11	1123	13.7
1992-93	69	0	1263	225	544	.414	72	89	.809	62	122	184	93	75	0	31	63	5	561	8.1
TOTALS	**393**	**39**	**10742**	**2151**	**4600**	**.468**	**741**	**876**	**.846**	**509**	**1021**	**1530**	**625**	**675**	**2**	**325**	**476**	**65**	**5138**	**13.1**

3-PT. FG: 1988-89, 2-11 (.182); 1989-90, 3-21 (.143); 1990-91, 9-43 (.209); 1991-92, 42-127 (.331); 1992-93, 39-120 (.325); TOTALS, 95-322, (.295)

RON ANDERSON PLAYOFFS

	G	GS	MIN	FG	FGA	PCT	FT	FTA	PCT	OFF	DEF	TOT	A	PF	D	ST	TO	BS	PTS	AVG
1988-89	3	—	109	29	51	.569	4	5	.800	7	9	16	13	10	0	1	2	2	62	20.7
1989-90	10	—	256	40	93	.430	29	30	.967	6	31	37	14	22	0	4	15	0	112	11.2
1990-91	8	—	223	35	88	.398	17	19	.895	9	12	21	19	24	0	6	12	0	88	11.0
TOTALS	**21**	**—**	**588**	**104**	**232**	**.448**	**50**	**54**	**.926**	**22**	**52**	**74**	**46**	**56**	**0**	**11**	**29**	**2**	**262**	**12.5**

3-PT. FG: 1988-89, 0-1 (.000); 1989-90, 3-5 (.600); 1990-91, 1-5 (.200); TOTALS, 4-11, (.364)

ANSLEY, MICHAEL

Alabama — #45 — HT: 6-7 — WT: 225
Birthdate: Feb. 8, 1967 — Drafted: 1989, 2nd round (37th overall) by Orlando

	G	GS	MIN	FG	FGA	PCT	FT	FTA	PCT	OFF	DEF	TOT	A	PF	D	ST	TO	BS	PTS	AVG
1991-92	8	0	32	5	11	.455	5	6	.833	2	2	4	2	6	0	0	3	0	15	1.9

ASKEW, VINCENT

Memphis State — #30 — HT: 6-6 — WT: 235
Birthdate: Feb. 28, 1966 — Drafted: 1987, 2nd Round (39th overall) by 76ers

	G	GS	MIN	FG	FGA	PCT	FT	FTA	PCT	OFF	DEF	TOT	A	PF	D	ST	TO	BS	PTS	AVG
1987-88	14	2	234	22	74	.297	8	11	.727	6	16	22	33	12	0	10	12	6	52	3.7

AUSTIN, ISAAC

Arizona State — #50 — HT: 6-10 — WT: 290
Birthdate: Aug. 18, 1969 — Drafted: 1991, 2nd round (48th pick) by Utah

	G	GS	MIN	FG	FGA	PCT	FT	FTA	PCT	OFF	DEF	TOT	A	PF	D	ST	TO	BS	PTS	AVG
1993-94	14	0	201	29	66	.439	14	23	.609	25	44	69	17	29	0	5	17	10	72	5.1

AWTREY, DENNIS

Santa Clara — #20 — HT: 6-10 — WT: 250
Birthdate: Feb. 22, 1948 — Drafted: 1970, 3rd round (46th overall) by 76ers

	G	GS	MIN	FG	FGA	PCT	FT	FTA	PCT	OFF	DEF	TOT	A	PF	D	ST	TO	BS	PTS	AVG
1970-71	70	38	1292	200	421	.475	104	157	.662	—	—	430	89	211	7	—	—	—	504	7.2
1971-72	58	7	794	98	222	.441	49	76	.645	—	—	248	51	141	3	—	—	—	245	4.2
1972-73	3	2	37	3	7	.429	1	4	.250	—	—	14	2	8	0	—	—	—	7	2.3
TOTALS	**131**	**47**	**2123**	**301**	**650**	**.463**	**154**	**237**	**.650**	**—**	**—**	**692**	**142**	**360**	**10**	**—**	**—**	**—**	**756**	**6.0**

PLAYOFFS

	G	GS	MIN	FG	FGA	PCT	FT	FTA	PCT	OFF	DEF	TOT	A	PF	D	ST	TO	BS	PTS	AVG
1970-71	7	—	144	21	36	.583	11	15	.733	—	—	27	5	25	—	—	—	—	53	7.6

BANTOM, MIKE

St. Joseph's — #42 — HT: 6-9 — WT:200
Birthdate: Dec. 3, 1951 — Drafted: 1973, 1st round (8th overall) by Phoenix

	G	GS	MIN	FG	FGA	PCT	FT	FTA	PCT	OFF	DEF	TOT	A	PF	D	ST	TO	BS	PTS	AVG
1981-82	43	1	979	156	306	.510	67	114	.588	87	139	226	46	133	0	25	64	37	380	8.8

3-PT. FG: 1981-82, 1-3 (.333); TOTALS, 1-3 (.333)

PLAYOFFS

	G	GS	MIN	FG	FGA	PCT	FT	FTA	PCT	OFF	DEF	TOT	A	PF	D	ST	TO	BS	PTS	AVG
1981-82	21	—	399	36	91	.396	19	42	.452	39	38	77	24	60	1	15	24	9	91	4.3

BARKLEY, CHARLES

Auburn — #34 and #32 — HT: 6-5 — WT:250
Birthdate: Feb. 20, 1963 — Drafted: 1984, 1st round (5th overall) by 76ers

	G	GS	MIN	FG	FGA	PCT	FT	FTA	PCT	OFF	DEF	TOT	A	PF	D	ST	TO	BS	PTS	AVG
1984-85	82	60	2347	427	783	.545	293	400	.733	266	437	703	155	301	5	95	209	80	1148	14.0
1985-86	80	80	2952	595	1041	.572	396	578	.685	354	672	1026	312	333	8	173	350	125	1603	20.0
1986-87	68	62	2740	557	937	.594	429	564	.761	390	604	994	331	252	5	119	322	104	1564	23.0
1987-88	80	80	3170	753	1283	.587	714	951	.751	385	566	951	254	278	6	100	304	103	2264	28.3
1988-89	79	79	3088	700	1208	.579	602	799	.753	403	583	986	325	262	3	126	254	67	2037	25.8
1989-90	79	79	3085	706	1177	.600	557	744	.749	361	548	909	307	250	2	148	243	50	1989	25.2
1990-91	67	67	2498	665	1167	.570	475	658	.722	258	422	680	284	173	2	110	210	33	1849	27.6
1991-92	75	75	2881	622	1126	.552	454	653	.695	271	559	830	308	196	2	136	235	44	1730	23.1
TOTALS	**610**	**582**	**22761**	**5025**	**8722**	**.576**	**3920**	**5347**	**.733**	**2688**	**4391**	**7079**	**2276**	**2045**	**33**	**1007**	**2127**	**606**	**14184**	**23.3**

3-PT. FG: 1984-85, 1-6 (.167); 1985-86, 17-75 (.227); 1986-87, 21-104 (.202); 1987-88, 44-157 (.280); 1988-89, 35-162 (.216); 1989-90, 20-92 (.217); 1990-91, 44-155 (.283); 1991-92, 32-137 (.234); TOTALS, 214-888, (.241)

CHARLES BARKLEY PLAYOFFS

	G	GS	MIN	FG	FGA	PCT	FT	FTA	PCT	OFF	DEF	TOT	A	PF	D	ST	TO	BS	PTS	AVG
1984-85	13	—	408	75	139	.540	40	63	.635	52	92	144	26	49	0	23	35	15	194	14.9
1985-86	12	—	497	104	180	.578	91	131	.695	60	129	189	67	52	2	27	65	15	300	25.0
1986-87	5	—	210	43	75	.573	36	45	.800	27	36	63	12	21	0	4	22	8	123	24.6
1988-89	3	—	135	29	45	.644	22	31	.710	8	27	35	16	9	0	5	11	2	81	27.0
1989-90	10	—	419	88	162	.543	65	108	.602	66	89	155	43	36	0	8	30	7	247	24.7
1990-91	8	—	326	74	125	.592	49	75	.653	31	53	84	48	23	0	15	25	3	199	24.9
TOTALS	**51**	**—**	**1995**	**413**	**726**	**.569**	**303**	**453**	**.669**	**244**	**426**	**670**	**212**	**190**	**2**	**82**	**188**	**50**	**1144**	**22.4**

3-PT. FG: 1984-85, 4-6 (.667); 1985-86, 1-15 (.067); 1986-87, 1-8 (.125); 1988-89, 1-5 (.200); 1989-90, 6-18 (.333); 1990-91, 2-20 (.100); TOTALS, 15-72 (.208)

CHARLES BARKLEY ALL-STAR GAME

	G	GS	MIN	FG	FGA	PCT	FT	FTA	PCT	OFF	DEF	TOT	A	PF	D	ST	TO	BS	PTS	AVG
1987	1	0	16	2	6	.333	3	6	.500	1	3	4	1	2	0	1	0	0	7	—
1988	1	0	15	1	4	.250	2	2	1.000	1	2	3	0	2	0	1	3	1	4	—
1989	1	1	20	6	11	.545	5	8	.625	3	2	5	0	0	0	2	1	1	17	—
1990	1	1	22	7	12	.583	2	3	.667	2	2	4	0	1	0	1	2	1	17	—
1991	1	1	35	7	15	.467	3	6	.500	8	14	22	4	5	0	1	3	1	17	—
1992	1	1	28	6	14	.429	0	0	---	2	7	9	1	3	0	6	3	0	12	—
TOTALS	**6**	**4**	**136**	**29**	**62**	**.468**	**15**	**25**	**.60 0**	**17**	**30**	**47**	**6**	**13**	**0**	**12**	**12**	**4**	**74**	**12.3**

3-PT. FG: 1987, 0-2 (.000); 1988, 0-1 (.000); 1990, 1-1 (.000); TOTALS, 1-4 (.250)

BARNES, MATT

UCLA — #21 — HT: 6-7 — WT: 225
Birthdate: Mar. 9, 1980 — Drafted: 2002, 2nd round (46th overall) by Memphis

	G	GS	MIN	FG	FGA	PCT	FT	FTA	PCT	OFF	DEF	TOT	A	PF	D	ST	TO	BS	PTS	AVG
2004-05	DID NOT APPEAR IN ANY GAMES AFTER BEING ACQUIRED VIA TRADE																			
2005-06	50	0	538	59	110	.536	29	43	.674	41	56	97	22	92	2	16	24	7	149	3.0

3-PT. FG: 2005-06, 2-11 (.182)

BARNETT, DICK

Tennessee State — HT: 6-4 — WT: 190
Birthdate: Oct. 2, 1936 — Drafted: 1959, by Syracuse

	G	GS	MIN	FG	FGA	PCT	FT	FTA	PCT	OFF	DEF	TOT	A	PF	D	ST	TO	BS	PTS	AVG
1959-60	57	—	1235	289	701	.412	128	180	.711	—	—	155	160	98	0	—	—	—	706	12.4
1960-61	78	—	2070	540	1194	.452	240	337	.712	—	—	283	218	169	0	—	—	—	1320	16.9
TOTALS	**135**	**—**	**3305**	**829**	**1895**	**.437**	**368**	**517**	**.712**	**—**	**—**	**438**	**378**	**267**	**0**	**—**	**—**	**—**	**2026**	**15.0**

PLAYOFFS

	G	GS	MIN	FG	FGA	PCT	FT	FTA	PCT	OFF	DEF	TOT	A	PF	D	ST	TO	BS	PTS	AVG
1959-60	3	—	64	12	38	.316	6	7	.857	—	—	14	4	4	0	—	—	—	30	10.0
1960-61	8	—	222	49	112	.438	26	36	.722	—	—	36	12	25	0	—	—	—	124	15.5
TOTALS	**11**	**—**	**286**	**61**	**150**	**.407**	**32**	**43**	**.744**	**—**	**—**	**50**	**16**	**29**	**0**	**—**	**—**	**—**	**154**	**14.0**

BARNETT, JIM

Oregon — #33 — HT: 6-4 — WT: 180
Birthdate: July 7, 1944 — Drafted: 1966, 1st round (8th overall) by Boston

	G	GS	MIN	FG	FGA	PCT	FT	FTA	PCT	OFF	DEF	TOT	A	PF	D	ST	TO	BS	PTS	AVG
1976-77	16	0	231	28	64	.438	10	18	.556	7	7	14	23	28	0	4	—	0	66	4.1

BARROS, DANA

Boston College — #3 — HT: 5-11 — WT:165
Birthdate: Apr. 13, 1967 — Drafted: 1989, 1st round (16th overall) by Seattle

	G	GS	MIN	FG	FGA	PCT	FT	FTA	PCT	OFF	DEF	TOT	A	PF	D	ST	TO	BS	PTS	AVG
1993-94	81	70	2519	412	878	.469	116	145	.800	28	168	196	424	96	0	107	167	5	1075	13.3
1994-95	82	82	3318	571	1165	.490	347	386	.899	27	247	274	619	159	1	149	242	4	1686	20.6
TOTALS	**163**	**152**	**5837**	**983**	**2043**	**.432**	**463**	**551**	**.840**	**55**	**415**	**470**	**1043**	**255**	**1**	**256**	**409**	**9**	**2761**	**16.9**

3-PT. FG: 1993-94, 135-354 (.381); 1994-95, 197-425 (.464); TOTALS, 332-779 (.426)

ALL-STAR GAME

	G	GS	MIN	FG	FGA	PCT	FT	FTA	PCT	OFF	DEF	TOT	A	PF	D	ST	TO	BS	PTS	AVG
1995	1	0	11	2	5	.400	0	0	---	0	1	1	3	0	0	0	0	0	5	5.0

3-PT FG: 1995, 1-3 (.333)

BASKERVILLE, JERRY

Temple — #24 — HT: 6-7 — WT: 190
Birthdate: Nov. 10, 1951 — Drafted: N/A

	G	GS	MIN	FG	FGA	PCT	FT	FTA	PCT	OFF	DEF	TOT	A	PF	D	ST	TO	BS	PTS	AVG
1975-76	21	0	105	8	26	.308	10	16	.625	13	15	28	3	32	0	6	—	5	26	1.2

BATTIE, TONY

Texas Tech — #4 — HT: 6-11 — WT: 240
Birthdate: Feb. 11, 1976 — Drafted: 1997, 1st round (5th overall) by Denver

	G	GS	MIN	FG	FGA	PCT	FT	FTA	PCT	OFF	DEF	TOT	A	PF	D	ST	TO	BS	PTS	AVG
2010-11	38	0	377	45	96	.469	8	14	.571	17	82	99	12	59	0	5	12	15	100	2.6
2011-12	27	11	295	19	51	.373	4	4	1.000	8	59	67	16	26	0	4	4	6	42	1.6
TOTALS	**65**	**11**	**672**	**64**	**147**	**.435**	**12**	**18**	**.667**	**25**	**141**	**166**	**28**	**85**	**0**	**9**	**16**	**21**	**142**	**2.2**

3-PT. FG: 2010-11, 2-3 (.667); 2011-12, 0-1 (.000); TOTALS, 2-4 (.500)

TONY BATTIE PLAYOFFS

	G	GS	MIN	FG	FGA	PCT	FT	FTA	PCT	OFF	DEF	TOT	A	PF	D	ST	TO	BS	PTS	AVG
2010-11	5	0	38	3	7	.429	1	2	.500	2	8	10	0	5	0	0	1	3	7	1.4
2011-12	DNP - COACH'S DECISION																			

BECK, ERNIE

Pennsylvania — HT: 6-4 — WT: 190
Birthdate: Dec. 11, 1931 — Drafted: 1953, by Syracuse

	G	GS	MIN	FG	FGA	PCT	FT	FTA	PCT	OFF	DEF	TOT	A	PF	D	ST	TO	BS	PTS	AVG
1960-61*	10	—	82	10	29	.345	6	7	.857	—	—	23	15	10	0	—	—	—	26	2.6

BELL, RAJA

Florida International — #11 — HT: 6-5 — WT: 204
Birthdate: Sept. 19, 1976 — Drafted: Undrafted

	G	GS	MIN	FG	FGA	PCT	FT	FTA	PCT	OFF	DEF	TOT	A	PF	D	ST	TO	BS	PTS	AVG
2000-01	5	0	30	2	7	.286	0	0	—	0	1	1	0	1	0	1	2	0	5	1.0
2001-02	74	12	890	103	240	.429	36	48	.750	31	80	111	71	109	0	21	48	4	254	3.4
TOTALS	**79**	**12**	**920**	**105**	**247**	**.425**	**36**	**48**	**.750**	**31**	**81**	**112**	**71**	**110**	**0**	**22**	**50**	**4**	**259**	**4.4**

3-PT. FG: 2000-01, 1-3 (.333); 2001-02, 12-44 (.273); TOTALS, 13-47 (.277)

PLAYOFFS

	G	GS	MIN	FG	FGA	PCT	FT	FTA	PCT	OFF	DEF	TOT	A	PF	D	ST	TO	BS	PTS	AVG
2000-01	15	0	124	12	27	.444	8	14	.250	4	9	13	7	20	0	15	5	0	43	2.3
2001-02	3	0	8	1	3	.333	0	0	---	1	0	1	0	0	0	0	0	0	2	0.7
TOTALS	**18**	**0**	**132**	**13**	**30**	**.433**	**8**	**14**	**.571**	**5**	**9**	**14**	**7**	**20**	**0**	**15**	**5**	**0**	**45**	**2.5**

3-PT. FG: 2000-01, 2-8 (.250); 2001-02, 0-2 (.000); TOTALS, 2-10 (.200)

BENJAMIN, BENOIT

Creighton — #00 — HT: 7-0 — WT: 265
Birthdate: Nov. 22, 1964 — Drafted: 1985, 1st round (3rd overall) by LA Clippers

	G	GS	MIN	FG	FGA	PCT	FT	FTA	PCT	OFF	DEF	TOT	A	PF	D	ST	TO	BS	PTS	AVG
1997-98	14	0	197	22	41	.537	19	30	.633	18	35	53	3	26	0	4	12	4	63	4.5
1998-99	6	0	33	2	7	.286	0	0	---	3	5	8	1	6	0	0	3	0	4	0.7
TOTALS	**20**	**0**	**230**	**24**	**48**	**.500**	**19**	**30**	**.633**	**21**	**40**	**61**	**4**	**32**	**0**	**4**	**15**	**4**	**67**	**3.4**

BENNETT, ELMER

Notre Dame — #5 — HT: 6-0 — WT: 170
Birthdate: Feb. 13, 1970 — Drafted: 1992, 2nd round (38th overall) by Atlanta

	G	GS	MIN	FG	FGA	PCT	FT	FTA	PCT	OFF	DEF	TOT	A	PF	D	ST	TO	BS	PTS	AVG
1995-96	8	0	66	4	17	.235	3	4	.750	1	4	5	8	6	0	1	7	1	11	1.4

BIANCHI, AL

Bowling Green — #24 — HT: 6-3 — WT: 185
Birthdate: Mar. 26, 1932 — Drafted: 1954, by Minneapolis

	G	GS	MIN	FG	FGA	PCT	FT	FTA	PCT	OFF	DEF	TOT	A	PF	D	ST	TO	BS	PTS	AVG
1956-57	68	—	1577	199	567	.351	165	239	.690	—	—	227	106	198	5	—	—	—	563	8.3
1957-58	69	—	1421	215	625	.344	140	205	.683	—	—	221	114	188	4	—	—	—	570	8.3
1958-59	72	—	1779	285	756	.377	149	206	.723	—	—	199	159	260	8	—	—	—	719	10.0
1959-60	69	—	1256	211	576	.366	109	155	.703	—	—	179	169	231	5	—	—	—	531	7.7
1960-61	52	—	667	118	342	.345	60	87	.690	—	—	105	93	137	5	—	—	—	296	5.7
1961-62	80	—	1925	336	847	.397	154	221	.697	—	—	281	263	232	5	—	—	—	826	10.3
1962-63	61	—	1159	202	476	.424	120	164	.732	—	—	134	170	165	2	—	—	—	524	8.6
1963-64	78	—	1437	257	684	.376	109	141	.773	—	—	147	149	248	6	—	—	—	623	8.0
1964-64	60	—	1116	175	486	.360	54	76	.711	—	—	95	140	178	10	—	—	—	404	6.7
1965-66	78	—	1312	214	560	.382	66	98	.673	—	—	134	134	232	4	—	—	—	494	6.3
TOTALS	**687**	**—**	**13649**	**2212**	**5919**	**.374**	**1126**	**1592**	**.707**	**—**	**—**	**1722**	**1497**	**2069**	**54**	**—**	**—**	**—**	**5550**	**8.1**

PLAYOFFS

	G	GS	MIN	FG	FGA	PCT	FT	FTA	PCT	OFF	DEF	TOT	A	PF	D	ST	TO	BS	PTS	AVG
1956-57	5	—	97	12	38	.316	8	12	.667	—	—	15	8	16	1	—	—	—	32	6.4
1957-58	2	—	37	4	12	.333	3	8	.375	—	—	7	2	4	0	—	—	—	11	5.5
1958-59	9	—	192	34	74	.459	14	22	.636	—	—	29	25	41	4	—	—	—	82	9.1
1959-60	2	—	18	0	8	.000	0	0	---	—	—	3	3	2	0	—	—	—	0	0.0
1960-61	7	—	90	17	46	.370	8	9	.889	—	—	7	5	20	1	—	—	—	42	6.0
1961-62	5	—	184	27	69	.391	17	20	.850	—	—	26	18	17	0	—	—	—	71	14.2
1962-63	5	—	77	15	34	.441	4	7	.571	—	—	8	2	17	0	—	—	—	34	6.8
1963-64	5	—	68	12	29	.414	3	4	.750	—	—	4	4	12	0	—	—	—	27	5.4
1964-65	11	—	308	45	118	.381	14	21	.667	—	—	16	30	45	2	—	—	—	104	9.5
1965-66	5	—	64	18	43	.419	9	12	.750	—	—	10	4	19	1	—	—	—	45	9.0
TOTALS	**56**	**—**	**1135**	**184**	**471**	**.391**	**80**	**115**	**.696**	**—**	**—**	**125**	**101**	**193**	**9**	**—**	**—**	**—**	**448**	**8.0**

BIBBY, HENRY

UCLA — #14 — HT: 6-1 — WT:185
Birthdate: Nov. 24, 1949 — Drafted: 1972, 4th round (57th pick) by New York

	G	GS	MIN	FG	FGA	PCT	FT	FTA	PCT	OFF	DEF	TOT	A	PF	D	ST	TO	BS	PTS	AVG
1976-77	81	80	2639	302	702	.430	221	282	.784	86	187	273	356	200	2	108	—	5	825	10.2
1977-78	82	82	2518	286	659	.434	171	219	.781	62	189	251	464	207	0	91	153	6	743	9.1
1978-79	82	38	2538	368	869	.423	266	335	.794	72	172	244	371	199	0	72	197	7	1002	12.2
1979-80	82	8	2035	251	626	.401	226	286	.790	65	143	208	307	161	0	62	147	6	739	9.0
TOTALS	**327**	**208**	**9730**	**1207**	**2856**	**.423**	**884**	**1122**	**.788**	**285**	**691**	**976**	**1498**	**767**	**2**	**333**	**497**	**24**	**3309**	**10.1**

3-PT. FG: 1979-80, 11-52 (.212), TOTALS, 11-52 (.212)

PLAYOFFS

	G	GS	MIN	FG	FGA	PCT	FT	FTA	PCT	OFF	DEF	TOT	A	PF	D	ST	TO	BS	PTS	AVG
1976-77	19	—	691	83	197	.421	45	59	.763	28	43	71	75	59	0	24	—	2	211	11.1
1977-78	10	—	289	33	82	.402	20	22	.909	9	21	30	48	25	0	12	22	0	86	8.6
1978-79	9	—	231	26	67	.388	20	30	.667	8	11	19	42	26	0	4	0	0	72	8.0
1979-80	18	—	400	45	124	.363	40	50	.800	15	29	44	52	35	0	7	27	0	135	7.5
TOTALS	**56**	**—**	**1611**	**187**	**470**	**.398**	**125**	**161**	**.776**	**60**	**104**	**164**	**217**	**145**	**0**	**47**	**49**	**2**	**504**	**9.0**

3-PT. FG: 1979-80, 5-13 (.385)

BLOCK, JOHN

USC — #34 — HT: 6-9 — WT: 210
Birthdate: Apr. 16, 1944 — Drafted: 1966, 3rd round (27th pick) by LA Lakers

	G	GS	MIN	FG	FGA	PCT	FT	FTA	PCT	OFF	DEF	TOT	A	PF	D	ST	TO	BS	PTS	AVG
1972-73	48	48	1558	311	706	.441	236	302	.781	—	—	442	94	173	4	—	—	—	858	17.9

ALL-STAR GAME

	G	GS	MIN	FG	FGA	PCT	FT	FTA	PCT	OFF	DEF	TOT	A	PF	D	ST	TO	BS	PTS	AVG
1973	1	0	5	2	4	.500	0	0	---	—	—	2	0	1	0	—	—	—	4	4.0

BLOUNT, CORIE

Cincinnati — #40 — HT: 6-9 — WT: 242
Birthdate: Jan. 4, 1969 — Drafted: 1993, 1st round (25th pick) by Chicago

	G	GS	MIN	FG	FGA	PCT	FT	FTA	PCT	OFF	DEF	TOT	A	PF	D	ST	TO	BS	PTS	AVG
2001-02	72	21	1426	115	251	.458	29	45	.644	149	219	368	44	176	1	49	52	26	259	3.6

3-PT. FG: 2001-02, 0-1 (.000)

PLAYOFFS

	G	GS	MIN	FG	FGA	PCT	FT	FTA	PCT	OFF	DEF	TOT	A	PF	D	ST	TO	BS	PTS	AVG
2001-02	5	0	88	2	8	.250	3	4	.750	10	4	14	2	9	0	2	4	2	7	1.4

BOL, MANUTE

Bridgeport — #11 — HT: 7-7 — WT: 225
Birthdate: Oct. 16, 1962 — Drafted: 1983, 5th round (97th overall) by San Diego

	G	GS	MIN	FG	FGA	PCT	FT	FTA	PCT	OFF	DEF	TOT	A	PF	D	ST	TO	BS	PTS	AVG
1990-91	82	6	1522	65	164	.396	24	41	.585	66	284	350	20	184	0	16	63	247	155	1.9
1991-92	71	2	1267	49	128	.383	12	26	.462	54	168	222	22	139	1	11	41	205	110	1.5
1992-93	58	23	855	52	127	.409	12	19	.632	44	149	193	18	87	0	14	50	119	126	2.2
1993-94	4	0	49	3	7	.429	0	0	---	2	4	6	0	8	0	2	0	9	6	1.5
TOTALS	**215**	**31**	**3693**	**169**	**426**	**.397**	**48**	**86**	**.558**	**166**	**605**	**771**	**60**	**418**	**1**	**43**	**154**	**580**	**397**	**1.8**

3-PT. FG: 1990-91, 1-14 (.071); 1991-92, 0-9 (.000); 1992-93, 10-32 (.313); TOTALS, 11-55 (.200)

PLAYOFFS

	G	GS	MIN	FG	FGA	PCT	FT	FTA	PCT	OFF	DEF	TOT	A	PF	D	ST	TO	BS	PTS	AVG
1990-91	8	0	109	9	18	.500	6	9	.667	4	15	19	1	14	0	1	5	12	24	3.0

BOOTH, CALVIN

Penn State — #52 — HT: 6-11 — WT: 250
Birthdate: May 7, 1976 — Drafted: 1999, 2nd round (35th overall) by Washington

	G	GS	MIN	FG	FGA	PCT	FT	FTA	PCT	OFF	DEF	TOT	A	PF	D	ST	TO	BS	PTS	AVG
2007-08	31	0	204	9	27	.333	6	10	.600	6	32	38	8	35	0	6	4	18	24	0.8

BOWEN, BRUCE

Cal State Fullerton — #12 — HT: 6-7 — WT: 200
Birthdate: June 14, 1971 — Drafted: Undrafted

	G	GS	MIN	FG	FGA	PCT	FT	FTA	PCT	OFF	DEF	TOT	A	PF	D	ST	TO	BS	PTS	AVG
1999-00	42	0	311	26	73	.356	6	12	.500	14	22	36	16	37	0	9	5	5	59	1.4

3-PT. FG: 1999-00, 1-2 (.500)

BOWMAN, IRA

Pennsylvania — #11 — HT: 6-5 — WT: 195
Birthdate: June 11, 1973 — Drafted: Undrafted

	G	GS	MIN	FG	FGA	PCT	FT	FTA	PCT	OFF	DEF	TOT	A	PF	D	ST	TO	BS	PTS	AVG
1999-00	11	0	20	2	2	1.000	1	2	.500	0	2	2	1	0	0	1	1	0	5	0.5
2001-02	3	0	29	5	7	.714	0	0	---	0	1	1	1	3	0	2	0	0	10	3.3
TOTALS	**14**	**0**	**49**	**7**	**9**	**.778**	**1**	**2**	**.500**	**0**	**3**	**3**	**2**	**3**	**0**	**3**	**1**	**0**	**15**	**1.1**

3-PT. FG: 2001-02, 0-1 (.000)

PLAYOFFS

	G	GS	MIN	FG	FGA	PCT	FT	FTA	PCT	OFF	DEF	TOT	A	PF	D	ST	TO	BS	PTS	AVG
1999-00	7	0	11	0	2	.000	0	1	---	0	0	0	2	0	0	0	—	0	0	0.0

3-PT. FG: 1999-00, 0-1 (.000)

BOYD, FRED

Oregon State — #11 — HT: 6-2 — WT: 180
Birthdate: June 13, 1950 — Drafted: 1972, 1st round (5th pick) by 76ers

	G	GS	MIN	FG	FGA	PCT	FT	FTA	PCT	OFF	DEF	TOT	A	PF	D	ST	TO	BS	PTS	AVG
1972-73	82	49	2351	362	923	.392	136	200	.680	—	—	210	301	184	1	—	—	—	860	10.5
1973-74	75	26	1818	286	712	.402	141	195	.723	16	77	93	249	173	1	60	—	9	713	9.5
1974-75	66	13	1362	205	495	.414	55	115	.478	16	73	89	161	134	0	43	—	4	465	7.0
1975-76	6	0	33	2	6	.333	1	2	.500	0	2	2	2	5	0	—	1	0	5	0.8
TOTALS	**229**	**89**	**5564**	**855**	**2136**	**.400**	**333**	**512**	**.650**	**32**	**152**	**394**	**713**	**496**	**2**	**—**	**104**	**13**	**2043**	**8.9**

BRACKINS, CRAIG

Iowa State — #33 — HT: 6-10 — WT: 230
Birthdate: Oct. 9, 1987 — Drafted: 2010, 1st round (21st overall) by Oklahoma City

	G	GS	MIN	FG	FGA	PCT	FT	FTA	PCT	OFF	DEF	TOT	A	PF	D	ST	TO	BS	PTS	AVG
2010-11	3	0	33	4	16	.250	0	0	---	2	2	4	1	3	0	1	0	0	8	2.7
2011-12	14	1	88	9	33	.273	1	2	.500	5	10	15	8	6	0	6	4	1	22	1.6
TOTALS	**17**	**1**	**121**	**13**	**49**	**.265**	**1**	**2**	**.500**	**7**	**12**	**19**	**9**	**9**	**0**	**7**	**4**	**1**	**30**	**1.8**

3-PT. FG: 2010-11, 0-5 (.000); 2011-12, 3-9 (.333); TOTALS 3-14 (.214)

CRAIG BRACKINS PLAYOFFS

	G	GS	MIN	FG	FGA	PCT	FT	FTA	PCT	OFF	DEF	TOT	A	PF	D	ST	TO	BS	PTS	AVG
2010-11	DNP - COACH'S DECISION																			
2011-12	DNP - COACH'S DECISION																			

BRADLEY, MICHAEL

Villanova — #31 — HT: 6-10 — WT: 245
Birthdate: April 18, 1979 — Drafted: 2001, 1st round (17th pick) by Toronto

	G	GS	MIN	FG	FGA	PCT	FT	FTA	PCT	OFF	DEF	TOT	A	PF	D	ST	TO	BS	PTS	AVG
2004-05	2	0	16	4	5	.800	1	2	.500	0	3	3	1	0	0	0	1	0	9	4.5
2005-06	46	1	367	32	79	.405	2	3	.667	40	67	107	17	39	0	5	19	7	67	1.5
TOTALS	**48**	**1**	**383**	**36**	**84**	**.429**	**3**	**5**	**.600**	**40**	**70**	**110**	**18**	**39**	**0**	**5**	**20**	**7**	**76**	**1.6**

3PT. FG: 2004-05, 0-1 (.000); 2005-06, 1-5 (.200); TOTALS, 1-6 (.167)

BRADLEY, SHAWN

Brigham Young — #76 — HT: 7-6 — WT: 248
Birthdate: March 22, 1972 — Drafted: 1993, 1st round (2nd overall) by 76ers

	G	GS	MIN	FG	FGA	PCT	FT	FTA	PCT	OFF	DEF	TOT	A	PF	D	ST	TO	BS	PTS	AVG
1993-94	49	45	1385	201	491	.409	102	168	.607	98	208	306	98	170	3	45	148	147	504	10.3
1994-95	82	59	2365	315	693	.455	148	232	.638	243	416	659	53	338	18	54	142	274	778	9.5
1995-96	12	11	334	43	97	.443	19	25	.760	34	72	106	8	42	0	8	31	38	105	8.8
TOTALS	**143**	**115**	**4084**	**559**	**1281**	**.436**	**269**	**425**	**.633**	**375**	**696**	**1071**	**159**	**550**	**21**	**107**	**321**	**459**	**1387**	**9.7**

3-PT FG: 1993-94, 0-3 (.000); 1994-95, 0-3 (.000); TOTALS, 0-6, (.000)

BRADTKE, MARK

Redcliffe H.S., Australia — #50 — HT: 6-10 — WT: 265
Birthdate: Sept. 27, 1968 — Drafted: Undrafted

	G	GS	MIN	FG	FGA	PCT	FT	FTA	PCT	OFF	DEF	TOT	A	PF	D	ST	TO	BS	PTS	AVG
1996-97	36	0	251	25	58	.431	9	13	.692	26	42	68	7	34	0	5	9	5	59	1.6

BRAND, ELTON

Duke — #42 — HT: 6-9 — WT: 254
Birthdate: March 11, 1979 — Drafted: 1999, 1st round (1st overall) by Chicago

	G	GS	MIN	FG	FGA	PCT	FT	FTA	PCT	OFF	DEF	TOT	A	PF	D	ST	TO	BS	PTS	AVG
2008-09	29	23	920	163	365	.447	73	108	.676	77	177	254	37	78	1	17	68	45	399	13.8
2009-10	76	57	2297	412	858	.480	172	233	.738	179	282	461	109	232	1	82	131	80	996	13.1
2010-11	81	81	2809	502	981	.512	213	273	.780	237	439	676	120	244	3	92	101	106	1217	15.0
2011-12	60	60	1732	287	581	.494	85	116	.733	145	284	429	97	176	1	58	65	97	659	11.0
TOTALS	**246**	**221**	**7759**	**1364**	**2785**	**.490**	**543**	**730**	**.744**	**638**	**1182**	**1820**	**363**	**730**	**6**	**249**	**365**	**328**	**3271**	**13.3**

3-PT FG: 2009-10, 0-1 (.000); 2010-11, 0-1 (.000); 2011-12 0-1 (.000); TOTALS, 0-3 (.000)

PLAYOFFS

	G	GS	MIN	FG	FGA	PCT	FT	FTA	PCT	OFF	DEF	TOT	A	PF	D	ST	TO	BS	PTS	AVG
2008-09	INACTIVE - RIGHT SHOULDER INJURY																			
2010-11	5	5	185	34	62	.548	10	13	.769	12	30	42	3	21	1	2	4	6	78	15.6
2011-12	13	13	356	46	99	.465	20	32	.625	22	41	63	7	36	1	11	7	20	112	8.6
TOTALS	**18**	**18**	**541**	**80**	**161**	**.497**	**30**	**45**	**.667**	**34**	**71**	**105**	**10**	**57**	**2**	**13**	**11**	**26**	**190**	**10.6**

BRANSON, JESSE

Elon — #22 — HT: 6-7 — WT: 200
Birthdate: Jan. 7, 1942 — Drafted: 1965, 2nd round (9th overall) by 76ers

	G	GS	MIN	FG	FGA	PCT	FT	FTA	PCT	OFF	DEF	TOT	A	PF	D	ST	TO	BS	PTS	AVG
1965-66	5	—	14	1	6	.167	3	4	.750	—	—	9	1	4	0	—	—	—	5	1.0

BRASCO, JAMES

New York U. — HT: 6-1 — WT: 170
Birthdate: Feb. 3, 1931 — Drafted: 1952, by Syracuse

	G	GS	MIN	FG	FGA	PCT	FT	FTA	PCT	OFF	DEF	TOT	A	PF	D	ST	TO	BS	PTS	AVG
1952-53	10		111	11	48	.229	11	14	.786	—	—	15	12	18	1	—	—	—	33	3.3

BREZEC, PRIMOZ

Slovenia — #7 — HT: 7-1 — WT: 255
Birthdate: Oct. 2, 1979 — Drafted: 2000, 1st round (27th overall) by Indiana

	G	GS	MIN	FG	FGA	PCT	FT	FTA	PCT	OFF	DEF	TOT	A	PF	D	ST	TO	BS	PTS	AVG
2009-10	7	0	36	2	13	.154	1	2	.500	6	6	12	0	9	0	1	0	1	5	0.7

BRIDGES, BILL

Kansas — #23 — HT: 6-4 1/2 — WT: 230
Birthdate: Apr. 4, 1939 — Drafted: 1961, 3rd round (32nd overall) by Chicago

	G	GS	MIN	FG	FGA	PCT	FT	FTA	PCT	OFF	DEF	TOT	A	PF	D	ST	TO	BS	PTS	AVG
1971-72	64	62	2210	328	645	.509	191	272	.702	—	—	861	158	219	5	—	—	—	847	13.2

BRISTOW, ALLAN

Virginia Tech — #44 — HT: 6-7 — WT: 220
Birthdate: Aug. 23, 1951 — Drafted: 1973, 2nd round (21st overall) by 76ers

	G	GS	MIN	FG	FGA	PCT	FT	FTA	PCT	OFF	DEF	TOT	A	PF	D	ST	TO	BS	PTS	AVG
1973-74	55	0	643	108	270	.400	42	57	.737	68	99	167	92	68	1	29	—	1	258	4.7
1974-75	72	3	1101	163	393	.415	121	153	.791	111	143	254	99	101	0	25	—	2	447	6.2
TOTALS	**127**	**3**	**1744**	**271**	**663**	**.409**	**163**	**210**	**.776**	**179**	**242**	**421**	**191**	**169**	**1**	**54**	**—**	**3**	**705**	**5.6**

BROOKS, SCOTT

Cal-Irvine — #1 — HT: 5-11 — WT: 165
Birthdate: July 31, 1965 — Drafted: Undrafted

	G	GS	MIN	FG	FGA	PCT	FT	FTA	PCT	OFF	DEF	TOT	A	PF	D	ST	TO	BS	PTS	AVG
1988-89	82	6	1372	156	371	.420	61	69	.884	19	75	94	306	116	0	69	65	3	428	5.2
1989-90	72	1	975	119	276	.431	50	57	.877	15	49	64	207	105	0	47	38	0	319	4.4
TOTALS	**154**	**7**	**2347**	**275**	**647**	**.425**	**111**	**126**	**.881**	**34**	**124**	**158**	**513**	**221**	**0**	**116**	**103**	**3**	**747**	**4.9**

3-PT. FG: 1988-89, 55-123 (.359); 1989-90, 31-79 (.392); TOTALS, 86-232 (.371)

PLAYOFFS

	G	GS	MIN	FG	FGA	PCT	FT	FTA	PCT	OFF	DEF	TOT	A	PF	D	ST	TO	BS	PTS	AVG
1988-89	3	0	21	1	6	.167	2	2	1.000	0	4	4	5	4	0	0	1	0	5	1.7
1989-90	9	0	99	6	19	.316	6	9	.667	2	6	8	16	13	0	3	7	0	21	2.3
TOTALS	**12**	**0**	**120**	**7**	**25**	**.280**	**8**	**11**	**.727**	**2**	**10**	**12**	**21**	**17**	**0**	**3**	**8**	**0**	**26**	**2.2**

3-PT. FG: 1988-89, 1-2 (.500); 1989-90, 3-7 (.429); TOTALS, 4-9 (.444)

BROWN, DAMONE

Syracuse — #31 — HT: 6-8 — WT: 202
Birthdate: June 28, 1979 — Drafted: 2001, 2nd round (37th overall) by 76ers

	G	GS	MIN	FG	FGA	PCT	FT	FTA	PCT	OFF	DEF	TOT	A	PF	D	ST	TO	BS	PTS	AVG
2001-02	17	0	67	8	21	.381	7	8	.875	2	2	4	2	11	0	1	9	1	23	1.4

3-PT FG: 2001-02, 0-1 (.000)

BROWN, KEDRICK

Okaloosa-Walton CC (Fla.) — #5 — HT: 6-7 — WT: 222
Birthdate: March 18, 1981 — Drafted: 2001, 1st round (11th overall)

	G	GS	MIN	FG	FGA	PCT	FT	FTA	PCT	OFF	DEF	TOT	A	PF	D	ST	TO	BS	PTS	AVG
2004-05	8	0	55	2	6	.333	8	10	.800	1	10	11	4	4	0	3	5	1	12	1.5

3-PT FG: 2004-05, 0-3 (.000)

BROWN, KWAME

Glynn Academy HS (Ga.) — #54 — HT: 6-11 — WT: 290
Birthdate: March, 10, 1982 — Drafted: 2001, 1st round (1st overall)

	G	GS	MIN	FG	FGA	PCT	FT	FTA	PCT	OFF	DEF	TOT	A	PF	D	ST	TO	BS	PTS	AVG
2012-13	22	11	269	17	37	.459	7	19	.368	23	51	74	9	37	0	6	8	10	41	1.9
2013-14	INACTIVE - RIGHT HAMSTRING STRAIN																			

BROWN, LORENZO

North Carolina State — #7 — HT: 6-5 — WT: 189
Birthdate: Aug. 26, 1990 — Drafted: 2013, 2nd round (52 overall) by Minnesota

	G	GS	MIN	FG	FGA	PCT	FT	FTA	PCT	OFF	DEF	TOT	A	PF	D	ST	TO	BS	PTS	AVG
2013-14	26	0	224	26	86	.302	9	13	.692	8	20	28	41	19	0	13	16	3	64	2.5

3-PT. FG: 2013-14, 3-30 (.100)

BROWN, MIKE

George Washington — #40 — HT: 6-10 — WT: 260
Birthdate: July 19, 1963 — Drafted: 1985, 3rd round (69th overall) by Chicago

	G	GS	MIN	FG	FGA	PCT	FT	FTA	PCT	OFF	DEF	TOT	A	PF	D	ST	TO	BS	PTS	AVG
1995-96	9	1	162	9	16	.563	8	17	.471	14	23	37	3	24	1	3	6	2	26	2.9

BRYANT, JOE

La Salle — #23 — HT: 6-91/2 — WT: 200
Birthdate: Oct. 19, 1954 — Drafted: 1975, 1st round (14th overall) by Golden State

	G	GS	MIN	FG	FGA	PCT	FT	FTA	PCT	OFF	DEF	TOT	A	PF	D	ST	TO	BS	PTS	AVG
1975-76	75	3	1203	233	552	.422	92	147	.626	97	181	278	61	165	0	44	—	23	558	7.4
1976-77	61	0	612	107	240	.446	53	70	.757	45	72	117	48	84	1	36	—	13	267	4.4
1977-78	81	0	1236	190	436	.436	111	144	.771	103	177	280	129	185	1	56	115	24	491	6.1
1978-79	70	0	1064	205	478	.429	123	170	.724	96	163	259	103	171	1	49	114	9	533	7.6
TOTALS	**287**	**3**	**4115**	**735**	**1706**	**.431**	**379**	**531**	**.714**	**341**	**593**	**934**	**341**	**605**	**3**	**185**	**229**	**69**	**1849**	**6.4**

JOE BRYANT PLAYOFFS

	G	GS	MIN	FG	FGA	PCT	FT	FTA	PCT	OFF	DEF	TOT	A	PF	D	ST	TO	BS	PTS	AVG
1975-76	3	—	43	9	12	.750	5	7	.714	3	10	13	1	11	1	1	—	1	23	7.7
1976-77	10	—	74	12	31	.387	5	8	.625	2	13	15	7	13	0	6	—	2	29	2.9
1977-78	10	—	122	21	47	.447	8	11	.727	7	18	25	9	22	0	6	5	1	50	5.0
1978-79	7	—	35	10	26	.385	1	2	.500	0	1	1	4	8	0	1	2	0	21	3.0
TOTALS	**30**	**—**	**274**	**52**	**116**	**.448**	**19**	**28**	**.679**	**12**	**42**	**54**	**21**	**54**	**1**	**14**	**7**	**4**	**123**	**4.1**

BRYANT, MARK

Seton Hall — #9 — HT: 6-9 — WT: 250
Birthdate: Apr. 25, 1965 — Drafted: 1988, 1st round (21st overall) by San Antonio

	G	GS	MIN	FG	FGA	PCT	FT	FTA	PCT	OFF	DEF	TOT	A	PF	D	ST	TO	BS	PTS	AVG
2002-03	11	0	77	5	17	.294	2	2	1.000	7	9	16	1	12	0	1	5	1	12	1.1

BUCKNER, GREG

Clemson — #21 — HT: 6-4 — WT: 210
Birthdate: Sept. 16, 1976 — Drafted: 1998, 2nd round (53rd overall) by Dallas

	G	GS	MIN	FG	FGA	PCT	FT	FTA	PCT	OFF	DEF	TOT	A	PF	D	ST	TO	BS	PTS	AVG
2002-03	75	5	1514	185	398	.465	65	81	.802	72	144	216	96	203	0	72	62	16	450	6.0
2003-04	53	3	703	66	175	.377	20	27	.741	28	75	103	45	77	0	21	34	4	164	3.1
TOTALS	**128**	**8**	**2217**	**251**	**573**	**.438**	**85**	**108**	**.787**	**100**	**219**	**319**	**141**	**280**	**0**	**93**	**96**	**20**	**614**	**4.8**

3-PT. FG: 2002-03, 15-55 (.273); 2003-04, 12-44 (.273); TOTALS, 27-99 (.273)

PLAYOFFS

	G	GS	MIN	FG	FGA	PCT	FT	FTA	PCT	OFF	DEF	TOT	A	PF	D	ST	TO	BS	PTS	AVG
2002-03	10	0	112	10	31	.323	4	4	1.000	3	14	17	3	18	0	1	3	2	26	2.6

3-PT. FG: 2002-03, 2-9 (.222)

BUFORD, RODNEY

Creighton — #23 — HT: 6-5 — WT: 189
Birthdate: Nov. 2, 1977 — Drafted: 1999, 2nd round (53rd overall) by Miami

	G	GS	MIN	FG	FGA	PCT	FT	FTA	PCT	OFF	DEF	TOT	A	PF	D	ST	TO	BS	PTS	AVG
2000-01	47	0	573	104	241	.432	24	29	.828	16	58	74	17	68	0	17	29	6	248	5.3

3-PT. FG: 2000-01, 16-38 (.421)

PLAYOFFS

	G	GS	MIN	FG	FGA	PCT	FT	FTA	PCT	OFF	DEF	TOT	A	PF	D	ST	TO	BS	PTS	AVG
2000-01	15	0	72	8	24	.333	2	2	1.000	5	7	12	3	15	0	4	4	1	21	1.4

3-PT. FG: 2000-01, 3-6 (.500)

BURTON, WILLIE

Minnesota — #9 — HT: 6-8 — WT: 219
Birthdate: May 26, 1968 — Drafted: 1990, 1st round (9th overall) by Miami

	G	GS	MIN	FG	FGA	PCT	FT	FTA	PCT	OFF	DEF	TOT	A	PF	D	ST	TO	BS	PTS	AVG
1994-95	53	31	1564	243	606	.401	220	267	.824	49	115	164	96	167	3	32	122	19	812	15.3

3-PT. FG: 1994-95, 106-275 (.385)

BYNUM, ANDREW

St. Joseph HS (NJ) — #33 — HT: 7-0 — WT: 285
Birthdate: October 27, 1987 — Drafted: 2005, 1st round (10th overall) by L.A. Lakers

	G	GS	MIN	FG	FGA	PCT	FT	FTA	PCT	OFF	DEF	TOT	A	PF	D	ST	TO	BS	PTS	AVG
2012-13	INACTIVE - BILATERAL BONE BRUISES/BILATERAL ARHTORSCOPIC KNEE SURGERY																			

CABLE, BARNEY

Bradley — HT: 6-7 — WT: 200
Birthdate: July 29, 1935 — Drafted: 1958, 2nd round (11th overall) by Detroit

	G	GS	MIN	FG	FGA	PCT	FT	FTA	PCT	OFF	DEF	TOT	A	PF	D	ST	TO	BS	PTS	AVG
1959-60*	57	—	715	109	290	.376	44	67	.657	—	—	225	39	93	1	—	—	—	262	4.6
1960-61	75	—	1642	266	574	.463	73	108	.676	—	—	469	85	246	1	—	—	—	605	8.1
TOTALS	**132**	**—**	**2357**	**375**	**864**	**.434**	**117**	**175**	**.669**	**—**	**—**	**694**	**124**	**339**	**2**	**—**	**—**	**—**	**867**	**6.6**

PLAYOFFS

	G	GS	MIN	FG	FGA	PCT	FT	FTA	PCT	OFF	DEF	TOT	A	PF	D	ST	TO	BS	PTS	AVG
1959-60	3	—	63	5	14	.357	4	8	.500	—	—	28	1	12	0	—	—	—	14	4.7
1960-61	8	—	185	26	65	.400	10	17	.588	—	—	61	7	29	1	—	—	—	62	7.8
TOTALS	**11**	**—**	**248**	**31**	**79**	**.392**	**14**	**25**	**.560**	**—**	**—**	**89**	**8**	**41**	**1**	**—**	**—**	**—**	**76**	**6.9**

CAGE, MICHAEL

San Diego State — #4 — HT: 6-9 — WT: 248
Birthdate: Jan. 28, 1962 — Drafted: 1984, 1st round (14th pick) by LA Clippers

	G	GS	MIN	FG	FGA	PCT	FT	FTA	PCT	OFF	DEF	TOT	A	PF	D	ST	TO	BS	PTS	AVG
1996-97	82	24	1247	66	141	.468	19	41	.463	112	208	320	43	118	0	48	17	42	151	1.8

CALABRESE, GERRY

St. John's (N.Y.) — HT: 6-1 — WT: 175
Birthdate: Feb. 4, 1925 — Drafted: 1950, by Syracuse

	G	GS	MIN	FG	FGA	PCT	FT	FTA	PCT	OFF	DEF	TOT	A	PF	D	ST	TO	BS	PTS	AVG
1950-51	46	—	—	70	197	.355	61	88	.693	—	—	65	65	80	0	—	—	—	201	4.4
1951-52	58	—	937	109	317	.344	73	103	.709	—	—	84	83	107	0	—	—	—	291	5.0
TOTALS	**104**	**—**	**937**	**179**	**514**	**.348**	**134**	**191**	**.702**	**—**	**—**	**149**	**148**	**187**	**0**	**—**	**—**	**—**	**492**	**4.7**

PLAYOFFS

	G	GS	MIN	FG	FGA	PCT	FT	FTA	PCT	OFF	DEF	TOT	A	PF	D	ST	TO	BS	PTS	AVG
1951-52	6	—	53	10	24	.417	4	4	1.000	—	—	8	4	18	0	—	—	—	24	4.0

CALDWELL, ADRIAN

Lamar — #45 — HT: 6-9 — WT: 265
Birthdate: July 4, 1966 — Drafted: Undrafted

	G	GS	MIN	FG	FGA	PCT	FT	FTA	PCT	OFF	DEF	TOT	A	PF	D	ST	TO	BS	PTS	AVG
1996-97	27	0	365	30	57	.526	12	33	.364	38	73	111	7	60	1	8	16	7	72	2.7

CANNON, LARRY

La Salle — #14 — HT: 6-4 1/2 — WT: 195
Birthdate: Apr. 12, 1947 — Drafted: 1969, 1st round (5th overall) by Chicago

	G	GS	MIN	FG	FGA	PCT	FT	FTA	PCT	OFF	DEF	TOT	A	PF	D	ST	TO	BS	PTS	AVG
1973-74	19	0	335	49	127	.386	19	28	.679	16	20	36	52	48	0	7	—	4	117	6.2

CARNEY, RODNEY

Memphis — #25 — HT: 6-7 — WT: 205
Birthdate: April 15, 1984 — Drafted: 2006 1st round (16th overall) by Chicago

	G	GS	MIN	FG	FGA	PCT	FT	FTA	PCT	OFF	DEF	TOT	A	PF	D	ST	TO	BS	PTS	AVG
2006-07	67	35	1169	182	392	.464	53	87	.609	39	89	128	26	118	0	38	43	23	442	6.6
2007-08	70	6	1039	158	392	.403	55	81	.679	50	99	149	32	96	0	39	34	23	409	5.8
2009-10	68	0	857	113	282	.401	52	63	.825	26	111	137	37	79	0	25	21	20	319	4.7
TOTALS	**205**	**41**	**3065**	**453**	**1066**	**.425**	**160**	**231**	**.692**	**115**	**299**	**414**	**95**	**293**	**0**	**102**	**98**	**86**	**1170**	**5.7**

3-PT FG: 2006-07, 25-72 (.347); 2007-08, 38-120 (.317); 2009-10, 41-135 (.304); TOTALS, 104-327 (.318)

CARTER, CLARENCE (BUTCH)

Indiana — #12 — HT: 6-5 — WT: 180
Birthdate: June 11, 1958 — Drafted: 1980, 2nd round (37th overall) by LA Lakers

	G	GS	MIN	FG	FGA	PCT	FT	FTA	PCT	OFF	DEF	TOT	A	PF	D	ST	TO	BS	PTS	AVG
1985-86	4	0	36	5	16	.313	5	6	.833	0	1	1	1	8	0	0	1	0	15	3.8

CARTER-WILLIAMS, MICHAEL

Syracuse — #1 — HT: 6-6 — WT: 185
Birthdate: Oct. 10, 1991 — Drafted: 2013, 1st round (11th overall) by Philadelphia

	G	GS	MIN	FG	FGA	PCT	FT	FTA	PCT	OFF	DEF	TOT	A	PF	D	ST	TO	BS	PTS	AVG
2013-14	70	70	2414	427	1054	.405	258	367	.703	101	336	437	441	213	2	130	247	43	1167	16.7

3-PT. FG: 2013-14, 55-208 (.264)

CARTER, FRED

Mt. St. Mary's — #3 — HT: 6-3 — WT: 185
Birthdate: Feb. 14, 1945 — Drafted: 1969, 3rd round (43rd overall) by Baltimore

	G	GS	MIN	FG	FGA	PCT	FT	FTA	PCT	OFF	DEF	TOT	A	PF	D	ST	TO	BS	PTS	AVG
1971-72	77	49	2147	440	991	.444	179	284	.630	—	—	307	199	235	4	—	—	—	1059	13.8
1972-73	81	75	2993	679	1614	.421	259	368	.704	—	—	485	349	252	8	—	—	—	1617	20.0
1973-74	78	78	3044	706	1641	.430	254	358	.709	82	289	371	443	276	4	113	—	23	1666	21.4
1974-75	77	75	3046	715	1598	.447	256	347	.738	73	267	340	336	257	5	82	—	20	1686	21.9
1975-76	82	81	2992	665	1594	.417	219	312	.702	113	186	299	372	286	5	137	—	13	1549	18.9
1976-77	14	0	237	43	101	.426	10	19	.526	10	14	24	21	29	0	11	—	2	96	6.9
TOTALS	**409**	**358**	**14459**	**3248**	**7539**	**.431**	**1177**	**1688**	**.697**	**278**	**756**	**1826**	**1720**	**1335**	**26**	**343**	**—**	**58**	**7673**	**18.8**

PLAYOFFS

	G	GS	MIN	FG	FGA	PCT	FT	FTA	PCT	OFF	DEF	TOT	A	PF	D	ST	TO	BS	PTS	AVG
1975-76	3	0	125	29	67	.433	26	30	.867	4	6	10	15	12	0	4	—	1	84	28.0

CATCHINGS, HARVEY

Hardin Simmons — #42 — HT: 6-10 — WT: 220
Birthdate: Sept. 2, 1951 — Drafted: 1974, 3rd round (42nd overall) by 76ers

	G	GS	MIN	FG	FGA	PCT	FT	FTA	PCT	OFF	DEF	TOT	A	PF	D	ST	TO	BS	PTS	AVG
1974-75	37	0	528	41	74	.554	16	25	.640	49	104	153	21	82	1	10	—	60	98	2.6
1975-76	75	68	1731	103	242	.426	58	96	.604	191	329	520	63	262	6	21	—	164	264	3.5
1976-77	53	25	864	62	123	.504	33	47	.702	64	170	234	30	130	1	23	—	78	157	3.0
1977-78	61	2	748	70	178	.393	34	55	.618	105	145	250	34	124	1	20	44	67	174	2.9
1978-79	25	4	289	28	68	.412	13	17	.765	30	68	98	18	42	1	8	37	35	69	2.8
TOTALS	**251**	**99**	**4160**	**304**	**685**	**.444**	**154**	**240**	**.642**	**439**	**816**	**1255**	**166**	**640**	**10**	**82**	**81**	**404**	**762**	**3.0**

PLAYOFFS

	G	GS	MIN	FG	FGA	PCT	FT	FTA	PCT	OFF	DEF	TOT	A	PF	D	ST	TO	BS	PTS	AVG
1975-76	3	—	87	8	13	.615	1	3	.333	12	16	28	6	11	0	0	—	9	17	5.7
1976-77	8	—	54	9	25	.360	4	5	.800	1	3	4	9	14	0	3	—	4	4	0.5
1977-78	7	—	26	3	8	.375	3	4	.750	3	6	9	0	4	0	1	3	0	9	1.3
TOTALS	**18**	**—**	**167**	**20**	**46**	**.435**	**8**	**12**	**.667**	**16**	**25**	**41**	**15**	**29**	**0**	**4**	**3**	**13**	**30**	**1.7**

CATLEDGE, TERRY

South Alabama — #23 — HT: 6-8 — WT: 230
Birthdate: Aug. 22, 1963 — Drafted: 1985, 1st round (21st overall) by 76ers

	G	GS	MIN	FG	FGA	PCT	FT	FTA	PCT	OFF	DEF	TOT	A	PF	D	ST	TO	BS	PTS	AVG
1985-86	64	7	1092	202	431	.469	90	139	.647	107	165	272	21	127	0	31	69	8	494	7.7

3-PT. FG: 1985-86, 0-4 (.000)

PLAYOFFS

	G	GS	MIN	FG	FGA	PCT	FT	FTA	PCT	OFF	DEF	TOT	A	PF	D	ST	TO	BS	PTS	AVG
1985-86	11	—	293	46	117	.393	22	38	.579	37	38	75	5	34	0	6	14	8	114	10.4

CERVI, AL

None — HT: 5-11 — WT: 185
Birthdate: Feb. 12, 1917 — Drafted: N/A

	G	GS	MIN	FG	FGA	PCT	FT	FTA	PCT	OFF	DEF	TOT	A	PF	D	ST	TO	BS	PTS	AVG
1949-50	56	—	—	143	431	.332	287	346	.829	—	—	—	264	223	—	—	—	—	573	10.2
1950-51	53	—	—	132	346	.382	194	237	.819	—	—	152	208	180	9	—	—	—	458	8.6
1951-52	55	—	850	99	280	.354	219	248	.883	—	—	87	148	176	7	—	—	—	417	7.6
1952-53	38	—	301	31	71	.437	81	100	.810	—	—	22	28	90	2	—	—	—	143	3.8
TOTALS	**202**	**—**	**1151**	**405**	**1128**	**.359**	**781**	**931**	**.839**	**—**	**—**	**261**	**648**	**669**	**18**	**—**	**—**	**—**	**1591**	**7.9**

PLAYOFFS

	G	GS	MIN	FG	FGA	PCT	FT	FTA	PCT	OFF	DEF	TOT	A	PF	D	ST	TO	BS	PTS	AVG
1949-50	11	—	—	23	68	.338	38	46	.826	—	—	—	52	36	—	—	—	—	84	7.6
1950-51	7	—	—	17	56	.304	44	50	.880	—	—	33	38	31	1	—	—	—	78	11.1
1951-52	7	—	88	7	30	.233	22	23	.957	—	—	10	15	23	1	—	—	—	36	5.1
1952-53	2	—	28	3	5	.600	12	15	.800	—	—	0	1	12	1	—	—	—	18	9.0
TOTALS	**27**	**—**	**116**	**50**	**159**	**.314**	**116**	**134**	**.866**	**—**	**—**	**43**	**106**	**102**	**3**	**—**	**—**	**—**	**216**	**8.0**

CHAMBERLAIN, WILT

Kansas — #13 — HT: 7-1 — WT: 275
Birthdate: Aug. 21, 1936 — Drafted: 1959, 1st round (1st overall) by Philadelphia

	G	GS	MIN	FG	FGA	PCT	FT	FTA	PCT	OFF	DEF	TOT	A	PF	D	ST	TO	BS	PTS	AVG
1964-65	35	—	1558	427	808	.528	200	380	.526	—	—	780	133	70	0	—	—	—	1054	30.1
1965-66	79	—	3737	1074	1990	.540	501	976	.513	—	—	1943	414	171	0	—	—	—	2649	33.5
1966-67	81	—	3682	785	1150	.683	386	875	.441	—	—	1957	630	143	0	—	—	—	1956	24.1
1967-68	82	—	3836	819	1377	.595	354	932	.380	—	—	1952	702	160	0	—	—	—	1992	24.3
TOTALS	**277**	**—**	**12813**	**3105**	**5325**	**.583**	**1441**	**3163**	**.456**	**—**	**—**	**5632**	**1879**	**544**	**0**	**—**	**—**	**—**	**7651**	**27.6**

PLAYOFFS

	G	GS	MIN	FG	FGA	PCT	FT	FTA	PCT	OFF	DEF	TOT	A	PF	D	ST	TO	BS	PTS	AVG
1964-65	11	—	536	123	232	.530	76	136	.559	—	—	299	48	29	0	—	—	—	322	29.3
1965-66	5	—	240	56	110	.509	28	68	.412	—	—	151	15	10	0	—	—	—	140	28.0
1966-67	15	—	718	132	228	.579	62	160	.388	—	—	437	135	37	0	—	—	—	326	21.7
1967-68	13	—	631	124	232	.534	60	158	.380	—	—	321	85	29	0	—	—	—	308	23.7
TOTALS	**44**	**—**	**2125**	**435**	**802**	**.542**	**226**	**522**	**.433**	**—**	**—**	**1208**	**283**	**105**	**0**	**—**	**—**	**—**	**1096**	**24.9**

WILT CHAMBERLAIN ALL-STAR GAME

	G	GS	MIN	FG	FGA	PCT	FT	FTA	PCT	OFF	DEF	R	A	PF	D	ST	TO	BS	PTS	AVG
1966	1	1	25	8	11	.727	5	9	.556	—	—	9	3	2	0	—	—	—	21	—
1967	1	1	39	6	7	.857	2	5	.400	—	—	22	4	1	0	—	—	—	14	—
1968	1	1	25	3	4	.750	1	4	.250	—	—	7	6	2	0	—	—	—	7	—
TOTALS	**3**	**3**	**89**	**17**	**22**	**.773**	**8**	**18**	**.444**	**—**	**—**	**38**	**13**	**5**	**0**	**—**	**—**	**—**	**42**	**14.0**

CHAMBERS, TOM

Utah — #25 — HT: 6-10 — WT: 230
Birthdate: June 21, 1959 — Drafted: 1981, 1st round (8th overall) by San Diego

	G	GS	MIN	FG	FGA	PCT	FT	FTA	PCT	OFF	DEF	TOT	A	PF	D	ST	TO	BS	PTS	AVG
1997-98	1	0	10	2	2	1.000	2	2	.100	0	2	2	0	2	0	2	1	0	6	6.0

CHAPPELL, LEN

Wake Forest — #50 — HT: 6-8 — WT: 240
Birthdate: Jan. 31, 1941 — Drafted: 1962, 1st round (4th overall) by Syracuse

	G	GS	MIN	FG	FGA	PCT	FT	FTA	PCT	OFF	DEF	TOT	A	PF	D	ST	TO	BS	PTS	AVG
1962-63	80	—	1241	281	604	.465	148	238	.622	—	—	461	56	171	1	—	—	—	710	8.9
1963-64	1	0	16	0	2	.000	1	1	1.000	—	—	4	0	2	0	—	—	—	1	1.0
TOTALS	**81**	**0**	**1257**	**281**	**606**	**.464**	**149**	**239**	**.623**	**—**	**—**	**465**	**56**	**173**	**1**	**—**	**—**	**—**	**711**	**8.8**

LEN CHAPPELL PLAYOFFS

	G	GS	MIN	FG	FGA	PCT	FT	FTA	PCT	OFF	DEF	TOT	A	PF	D	ST	TO	BS	PTS	AVG
1962-63	4	—	53	4	21	.190	13	16	.813	—	—	18	3	7	0	—	—	—	21	5.3

CHEEKS, MAURICE

West Texas State
Birthdate: Sept. 8, 1956
#10
Drafted: 1978, 2nd round (36th overall) by 76ers
HT: 6-1
WT: 180

	G	GS	MIN	FG	FGA	PCT	FT	FTA	PCT	OFF	DEF	TOT	A	PF	D	ST	TO	BS	PTS	AVG
1978-79	82	82	2409	292	572	.510	101	140	.721	63	191	254	431	198	2	174	193	12	685	8.4
1979-80	79	79	2623	357	661	.540	180	231	.779	75	199	274	556	197	1	183	216	32	898	11.4
1980-81	81	81	2415	310	581	.534	140	178	.787	67	178	245	560	231	1	193	174	39	763	9.4
1981-82	79	79	2498	352	676	.521	171	220	.777	51	197	248	667	247	0	209	184	33	881	11.2
1982-83	79	79	2465	404	745	.542	181	240	.754	53	156	209	543	182	0	184	179	31	990	12.5
1983-84	75	75	2494	386	702	.550	170	232	.733	44	161	205	478	196	1	171	182	20	950	12.7
1984-85	78	78	2616	422	741	.570	175	199	.879	54	163	217	497	184	0	169	155	24	1025	13.1
1985-86	82	82	3270	490	913	.537	282	335	.842	55	180	235	753	160	0	207	238	27	1266	15.4
1986-87	68	68	2624	415	788	.527	227	292	.777	47	168	215	538	109	0	180	173	15	1061	15.6
1987-88	79	79	2871	428	865	.495	227	275	.825	59	194	253	635	116	0	167	160	22	1086	13.7
1988-89	71	70	2298	336	696	.483	151	195	.774	39	144	183	554	114	0	105	116	17	824	11.6
TOTALS	**853**	**852**	**28583**	**4192**	**7940**	**.529**	**2005**	**2537**	**.790**	**607**	**1931**	**2538**	**6212**	**1934**	**5**	**1942**	**1931**	**272**	**10429**	**12.2**

3-PT. FG: 1979-80, 4-9 .444); 1980-81, 3-8 (.375); 1981-82, 6-22 (.273); 1982-83, 1-6 (.167); 1983-84, 8-20 (.400); 1984-85, 6-26 (.231); 1985-86, 4-17 (.235); 1986-87, 4-17 (.235); 1987-88, 3-22 (.136); 1988-89, 1-13 (.077); TOTALS, 40-160 (.250)

PLAYOFFS

	G	GS	MIN	FG	FGA	PCT	FT	FTA	PCT	OFF	DEF	TOT	A	PF	D	ST	TO	BS	PTS	AVG
1978-79	8	—	330	66	121	.545	37	56	.661	13	22	35	63	29	0	37	4	4	169	18.8
1979-80	18	—	675	89	174	.511	29	41	.707	22	52	74	111	43	0	45	45	4	208	11.6
1980-81	16	—	513	68	125	.544	32	42	.762	4	47	51	116	55	1	40	36	12	168	10.5
1981-82	21	—	765	125	265	.472	50	65	.769	15	47	62	172	58	0	48	49	6	301	14.3
1982-83	13	—	483	83	165	.503	45	64	.703	11	28	39	91	23	0	26	34	2	212	16.3
1983-84	5	—	171	35	67	.522	13	15	.867	2	10	12	19	18	0	13	10	0	83	16.6
1984-85	13	—	483	81	153	.529	36	42	.857	12	34	46	67	29	0	31	34	5	198	15.2
1985-86	12	—	519	94	182	.516	62	73	.849	13	43	56	85	18	0	13	32	3	250	20.8
1986-87	5	—	210	35	66	.530	18	21	.857	1	12	13	44	14	0	9	12	4	88	17.6
1988-89	3	—	128	21	41	.512	11	13	.846	3	8	11	39	4	0	7	3	1	53	17.7
TOTALS	**114**	**—**	**4277**	**697**	**1359**	**.513**	**333**	**432**	**.771**	**96**	**303**	**399**	**807**	**291**	**1**	**269**	**259**	**41**	**1730**	**15.2**

3-PT. FG: 1979-80, 1-5 (.200); 1980-81, 0-3 (.000); 1981-82, 1-9 (.111); 1982-83, 1-2 (.500); 1983-84, 0-1 (.000); 1984-85, 0-5 (.000); 1985-86, 0-7 (.000); 1986-87, 0-1 (.000); 1987-88, 0-1 (.000); TOTALS, 3-34 (.088)

ALL-STAR GAME

	G	GS	MIN	FG	FGA	PCT	FT	FTA	PCT	OFF	DEF	TOT	A	PF	D	ST	TO	BS	PTS	AVG
1983	1	1	18	3	8	.375	0	0	---	0	1	1	1	0	0	0	0	0	6	—
1986	1	0	14	3	6	.500	0	0	---	0	0	0	2	0	0	2	3	0	6	—
1987	1	0	8	1	2	.500	2	2	1.000	0	0	0	0	1	0	1	1	0	4	—
1988	1	0	4	0	0	.000	0	0	---	0	2	2	1	1	0	0	0	0	0	—
TOTALS	**4**	**1**	**44**	**7**	**16**	**.438**	**2**	**2**	**1.000**	**0**	**3**	**3**	**4**	**2**	**0**	**3**	**4**	**0**	**16**	**4.0**

CHOLLET, LEROY

Loyola (La.); Canisius
Birthdate: March 5, 1925
Drafted: N/A
HT: 6-2
WT: 190

	G	GS	MIN	FG	FGA	PCT	FT	FTA	PCT	OFF	DEF	TOT	A	PF	D	ST	TO	BS	PTS	AVG
1949-50	49	—	—	61	179	.341	35	56	.625	—	—	—	37	52	—	—	—	—	157	3.2
1950-51	14	—	—	6	51	.118	12	19	.632	—	—	15	12	29	0	—	—	—	24	1.7
TOTALS	**63**	**—**	**—**	**67**	**230**	**.291**	**47**	**75**	**.627**	**—**	**—**	**15**	**49**	**81**	**0**	**—**	**—**	**—**	**181**	**2.9**

LEROY CHOLLETT PLAYOFFS

	G	GS	MIN	FG	FGA	PCT	FT	FTA	PCT	OFF	DEF	TOT	A	PF	D	ST	TO	BS	PTS	AVG
1949-50	8	—	—	7	26	.269	5	13	.385	—	—	—	4	11	—	—	—	—	19	2.4
1950-51	7	—	—	4	23	.174	5	8	.625	—	—	16	9	16	1	—	—	—	13	1.9
TOTALS	**15**	**—**	**—**	**11**	**49**	**.224**	**10**	**21**	**.476**	**—**	**—**	**16**	**13**	**27**	**1**	**—**	**—**	**—**	**32**	**2.1**

CLARK, ARCHIE

Minnesota
Birthdate: July 15, 1941
#21
Drafted: 1966, 4th round (37th overall) by LA Lakers
HT: 6-2
WT: 175

	G	GS	MIN	FG	FGA	PCT	FT	FTA	PCT	OFF	DEF	TOT	A	PF	D	ST	TO	BS	PTS	AVG
1968-69	82	0	2144	444	928	.478	219	314	.697	—	—	265	296	188	1	—	—	—	1107	13.5
1969-70	76	0	2772	594	1198	.496	311	396	.785	—	—	301	380	201	2	—	—	—	1499	19.7
1970-71	82	82	3245	662	1334	.496	422	536	.787	—	—	391	440	217	2	—	—	—	1746	21.3
1971-72	1	1	42	11	16	.688	7	11	.636	—	—	3	7	3	0	—	—	—	29	29.0
TOTALS	**241**	**83**	**8203**	**1711**	**3476**	**.492**	**959**	**1257**	**.763**	**—**	**—**	**960**	**1123**	**609**	**5**	**—**	**—**	**—**	**4381**	**18.2**

PLAYOFFS

	G	GS	MIN	FG	FGA	PCT	FT	FTA	PCT	OFF	DEF	R	A	PF	D	ST	TO	BS	PTS	AVG
1968-69	5	—	185	40	77	.519	17	19	.895	—	—	19	22	17	0	—	—	—	97	19.4
1969-70	5	—	146	26	60	.433	16	22	.727	—	—	14	18	10	0	—	—	—	68	13.6
1970-71	7	—	295	66	139	.475	33	45	.733	—	—	29	34	21	0	—	—	—	165	23.6
TOTALS	**17**	**—**	**626**	**132**	**276**	**.478**	**66**	**86**	**.767**	**—**	**—**	**62**	**74**	**48**	**0**	**—**	**—**	**—**	**330**	**19.4**

CLAXTON, SPEEDY

Hofstra
Birthdate: May 8, 1978
#12
Drafted: 2000, 1st round (20th overall) by 76ers
HT: 5-11
WT: 166

	G	GS	MIN	FG	FGA	PCT	FT	FTA	PCT	OFF	DEF	TOT	A	PF	D	ST	TO	BS	PTS	AVG
2001-02	67	18	1528	181	452	.400	114	136	.838	46	114	160	198	145	1	95	95	6	480	7.2

3-PT. FG: 2001-02, 4-33 (.121)

PLAYOFFS

	G	GS	MIN	FG	FGA	PCT	FT	FTA	PCT	OFF	DEF	TOT	A	PF	D	ST	TO	BS	PTS	AVG
2001-02	5	0	49	4	12	.333	4	6	.667	1	0	1	14	8	0	5	3	0	12	2.4

COLEMAN, BEN

Maryland
Birthdate: Nov. 14, 1961
#54
Drafted: 1984, 2nd round (37th overall) by Chicago
HT: 6-9
WT: 235

	G	GS	MIN	FG	FGA	PCT	FT	FTA	PCT	OFF	DEF	TOT	A	PF	D	ST	TO	BS	PTS	AVG
1987-88	43	14	841	110	213	.516	76	101	.752	58	119	177	23	120	1	15	55	25	296	6.9
1988-89	58	11	703	117	241	.485	61	77	.792	49	128	177	17	120	0	10	48	18	295	5.1
TOTALS	**101**	**25**	**1544**	**227**	**454**	**.500**	**137**	**178**	**.770**	**107**	**247**	**354**	**40**	**240**	**1**	**25**	**103**	**43**	**591**	**5.9**

3-PT. FG: 1987-88, 0-1 (.000)

PLAYOFFS

	G	GS	MIN	FG	FGA	PCT	FT	FTA	PCT	OFF	DEF	TOT	A	PF	D	ST	TO	BS	PTS	AVG
1988-89	3	0	23	6	8	.750	2	2	1.000	2	3	5	0	8	0	1	1	0	14	4.7

COLEMAN, DERRICK

Syracuse
Birthdate: June 21, 1967
#44
Drafted: 1990, 1st round (1st overall) by New Jersey
HT: 6-10
WT: 270

	G	GS	MIN	FG	FGA	PCT	FT	FTA	PCT	OFF	DEF	TOT	A	PF	D	ST	TO	BS	PTS	AVG
1995-96	11	11	294	48	118	.407	20	32	.625	13	59	72	31	30	0	4	28	10	123	11.2
1996-97	57	54	2102	364	836	.435	272	365	.745	157	416	573	193	164	1	50	184	75	1032	18.1
1997-98	59	58	2135	356	867	.411	302	391	.772	149	438	587	145	144	1	46	157	68	1040	17.6
2001-02	58	58	2080	331	735	.450	185	227	.815	167	342	509	98	158	0	42	119	51	875	15.1
2002-03	64	35	1742	223	498	.448	134	171	.784	151	299	450	87	171	2	53	96	69	602	9.4
2003-04	34	30	843	107	259	.413	49	65	.754	45	147	192	46	79	0	23	57	26	271	8.0
TOTALS	**283**	**246**	**9196**	**1429**	**3313**	**.431**	**962**	**1251**	**.769**	**682**	**1701**	**2383**	**600**	**746**	**4**	**218**	**641**	**299**	**3943**	**13.9**

3-PT. FG: 1995-96, 7-21 (.333); 1996-97, 32-119 (.269); 1997-98, 26-98 (.265); 2001-02, 28-83 (.337); 2002-03, 22-67 (.328); 2003-04, 8-36 (.222); TOTALS, 123-424 (.290.

PLAYOFFS

	G	GS	MIN	FG	FGA	PCT	FT	FTA	PCT	OFF	DEF	TOT	A	PF	D	ST	TO	BS	PTS	AVG
2001-02	5	5	191	22	42	.524	16	20	.800	15	31	46	10	10	0	1	5	7	64	12.8
2002-03	12	12	449	59	118	.500	41	47	.872	29	67	96	24	36	0	7	17	16	163	13.6
TOTALS	**17**	**17**	**640**	**81**	**160**	**.506**	**57**	**67**	**.851**	**44**	**98**	**142**	**34**	**46**	**0**	**8**	**22**	**23**	**227**	**13.4**

3-PT. FG: 2001-02, 4-13 (.308); 2002-03, 4-10 (.400; TOTALS, 8-23 (.348)

COLLINS, DOUG

Illinois State
Birthdate: July 28, 1951
#20
Drafted: 1973, 1st round (1st overall) by 76ers
HT: 6-6
WT: 180

	G	GS	MIN	FG	FGA	PCT	FT	FTA	PCT	OFF	DEF	TOT	A	PF	D	ST	TO	BS	PTS	AVG
1973-74	25	0	436	72	194	.371	55	72	.764	7	39	46	40	65	1	13	—	2	199	8.0
1974-75	81	76	2820	561	1150	.488	331	392	.844	104	211	315	213	291	6	108	—	17	1453	17.9
1975-76	77	77	2995	614	1196	.513	372	445	.836	126	181	307	191	249	2	110	—	24	1600	20.8
1976-77	58	47	2037	426	823	.518	210	250	.840	64	131	195	271	174	2	70	—	15	1062	18.3
1977-78	79	77	2770	643	1223	.526	267	329	.812	87	143	230	320	228	2	128	250	25	1553	19.7
1978-79	47	44	1595	358	717	.499	201	247	.814	36	87	123	191	139	1	52	131	20	917	19.5
1979-80	36	17	963	191	410	.466	113	124	.911	29	65	94	100	76	0	30	82	7	495	13.8
1980-81	12	12	329	62	126	.492	24	29	.828	6	23	29	42	23	0	7	22	4	148	12.3
TOTALS	**415**	**350**	**13945**	**2927**	**5839**	**.501**	**1573**	**1888**	**.833**	**459**	**880**	**1339**	**1368**	**1245**	**14**	**518**	**485**	**114**	**7427**	**17.9**

PLAYOFFS

	G	GS	MIN	FG	FGA	PCT	FT	FTA	PCT	OFF	DEF	TOT	A	PF	D	ST	TO	BS	PTS	AVG
1975-76	3	—	117	23	53	.434	12	14	.857	13	8	21	10	9	0	3	—	1	58	19.3
1976-77	19	—	759	177	318	.557	71	96	.740	30	49	79	74	57	0	28	—	3	425	22.4
1977-78	10	—	342	82	165	.497	40	49	.816	8	23	31	27	29	0	3	23	0	204	20.4
TOTALS	**32**	**—**	**1218**	**282**	**536**	**.526**	**123**	**159**	**.774**	**51**	**80**	**131**	**111**	**95**	**0**	**34**	**23**	**4**	**687**	**21.5**

ALL-STAR GAME

	G	GS	MIN	FG	FGA	PCT	FT	FTA	PCT	OFF	DEF	TOT	A	PF	D	ST	TO	BS	PTS	AVG
1976	1	0	20	5	10	.500	2	2	1.000	2	4	6	3	3	0	3	—	0	12	—
1977	1	1	21	3	6	.500	2	2	1.000	1	1	2	6	2	0	1	—	0	8	—
1978	1	0	27	3	8	.375	8	11	.727	4	1	5	8	3	0	2	—	0	14	—
1979	SELECTED BUT DID NOT PLAY DUE TO INJURY																			
TOTALS	**3**	**1**	**68**	**11**	**24**	**.458**	**12**	**15**	**.800**	**7**	**6**	**13**	**17**	**8**	**0**	**6**	**—**	**0**	**34**	**11.3**

COLTER, STEVE

New Mexico State
Birthdate: July 24, 1962
#14
Drafted: 1984, 2nd round (33rd overall) by Portland
HT: 6-3
WT: 175

	G	GS	MIN	FG	FGA	PCT	FT	FTA	PCT	OFF	DEF	TOT	A	PF	D	ST	TO	BS	PTS	AVG
1986-87	43	13	849	120	255	.471	49	68	.721	14	52	66	116	61	0	37	38	6	293	6.8
1987-88	12	0	152	15	40	.375	7	9	.778	7	11	18	26	20	0	6	11	0	37	3.1
TOTALS	**55**	**13**	**1001**	**135**	**295**	**.458**	**56**	**77**	**.727**	**21**	**63**	**84**	**142**	**81**	**0**	**43**	**49**	**6**	**330**	**6.0**

PLAYOFFS

	G	GS	MIN	FG	FGA	PCT	FT	FTA	PCT	OFF	DEF	TOT	A	PF	D	ST	TO	BS	PTS	AVG
1986-87	—	2	8	1	2	.500	0	0	---	0	0	0	2	1	0	0	0	0	2	1.0

CONLIN, ED

Fordham
Birthdate: Sept. 2, 1933
Drafted: 1955, by Syracuse
HT: 6-6 WT: 200

	G	GS	MIN	FG	FGA	PCT	FT	FTA	PCT	OFF	DEF	TOT	A	PF	D	ST	TO	BS	PTS	AVG
1955-56	66	—	1423	211	574	.368	121	178	.680	—	—	326	145	121	1	—	—	—	543	8.2
1956-57	71	—	2250	335	896	.374	283	368	.769	—	—	430	205	170	0	—	—	—	953	13.4
1957-58	60	—	1871	343	877	.391	215	270	.796	—	—	436	133	168	2	—	—	—	901	15.0
1958-59*	72	—	1955	329	891	.369	197	274	.719	—	—	394	132	188	6	—	—	—	855	11.9
TOTALS	**269**	**—**	**7499**	**1218**	**3238**	**.376**	**816**	**1090**	**.749**	**—**	**—**	**1586**	**615**	**647**	**9**	**—**	**—**	**—**	**3252**	**12.1**

PLAYOFFS

	G	GS	MIN	FG	FGA	PCT	FT	FTA	PCT	OFF	DEF	TOT	A	PF	D	ST	TO	BS	PTS	AVG
1955-56	8	—	197	31	85	.365	22	38	.579	—	—	47	9	14	0	—	—	—	84	10.5
1956-57	5	—	164	28	71	.394	21	27	.778	—	—	17	15	11	0	—	—	—	77	15.4
1957-58	3	—	113	14	45	.311	5	7	.714	—	—	21	4	10	0	—	—	—	33	11.0
TOTALS	**16**	**—**	**474**	**73**	**201**	**.363**	**48**	**72**	**.667**	**—**	**—**	**85**	**28**	**35**	**0**	**—**	**—**	**—**	**194**	**12.1**

COPELAND, LANARD

Georgia State
Birthdate: July 16, 1965
#7
Drafted: Undrafted
HT: 6-6 WT: 210

	G	GS	MIN	FG	FGA	PCT	FT	FTA	PCT	OFF	DEF	TOT	A	PF	D	ST	TO	BS	PTS	AVG
1989-90	23	0	110	31	68	.456	11	14	.786	4	6	10	9	12	0	1	19	1	74	3.2

3-PT. FG: 1990-91, 1-5 (.200)

PLAYOFFS

	G	GS	MIN	FG	FGA	PCT	FT	FTA	PCT	OFF	DEF	TOT	A	PF	D	ST	TO	BS	PTS	AVG
1990-91	—	4	9	2	6	.333	0	0	---	0	1	1	0	1	0	0	1	0	4	1.0

CORLEY, RAY

Notre Dame; Georgetown
Birthdate: Jan. 1, 1928
Drafted: N/A
HT: 6-0 WT: 180

	G	GS	MIN	FG	FGA	PCT	FT	FTA	PCT	OFF	DEF	TOT	A	PF	D	ST	TO	BS	PTS	AVG
1949-50	60	—	—	117	370	.316	75	122	.615	—	—	—	109	81	—	—	—	—	309	5.2

PLAYOFFS

	G	GS	MIN	FG	FGA	PCT	FT	FTA	PCT	OFF	DEF	TOT	A	PF	D	ST	TO	BS	PTS	AVG
1949-50	6	—	—	6	36	.167	5	11	.455	—	—	—	10	5	—	—	—	—	17	2.8

COSTELLO, LARRY

Niagara
Birthdate: July 2, 1931
#21
Drafted: 1954, by Philadelphia (Warriors)
HT: 6-1 WT: 190

	G	GS	MIN	FG	FGA	PCT	FT	FTA	PCT	OFF	DEF	TOT	A	PF	D	ST	TO	BS	PTS	AVG
1957-58	72	—	2746	378	888	.426	320	378	.847	—	—	378	317	246	3	—	—	—	1076	14.9
1958-59	70	—	2750	414	948	.437	280	349	.802	—	—	365	379	263	7	—	—	—	1108	15.8
1959-60	71	—	2469	372	822	.453	249	289	.862	—	—	388	449	234	4	—	—	—	993	14.0
1960-61	75	—	2167	407	844	.482	270	338	.799	—	—	292	413	286	9	—	—	—	1084	14.5
1961-62	63	—	1854	310	726	.427	247	295	.837	—	—	245	359	220	5	—	—	—	867	13.8
1962-63	78	—	2066	285	660	.432	288	327	.881	—	—	237	334	263	4	—	—	—	858	11.0
1963-64	45	—	1137	191	408	.476	147	170	.865	—	—	105	167	150	3	—	—	—	529	11.8
1964-65	64	—	1967	309	695	.445	243	277	.877	—	—	169	275	242	10	—	—	—	861	13.5
1965-66	49	—	976	130	293	.444	120	133	.902	—	—	103	140	141	2	—	—	—	380	7.8
1966-67	28	—	492	67	148	.453	67	81	.827	—	—	51	68	62	0	—	—	—	201	7.2
TOTALS	**615**	**—**	**18624**	**2863**	**6432**	**.445**	**2231**	**2637**	**.846**	**—**	**—**	**2333**	**2901**	**2107**	**47**	**—**	**—**	**—**	**7957**	**12.9**

PLAYOFFS

	G	GS	MIN	FG	FGA	PCT	FT	FTA	PCT	OFF	DEF	TOT	A	PF	D	ST	TO	BS	PTS	AVG
1957-58	3	—	134	10	34	.294	14	14	1.000	—	—	25	12	6	0	—	—	—	34	11.3
1958-59	9	—	361	54	121	.446	51	61	.836	—	—	53	54	40	2	—	—	—	159	17.7
1959-60	3	—	122	20	47	.426	10	12	.833	—	—	14	20	15	1	—	—	—	50	16.7
1960-61	8	—	269	42	103	.408	47	55	.855	—	—	35	52	39	3	—	—	—	131	16.4
1961-62	5	—	167	22	51	.431	29	33	.879	—	—	16	28	21	0	—	—	—	73	14.6
1962-63	5	—	134	16	37	.432	19	23	.826	—	—	4	23	27	2	—	—	—	51	10.2
1963-64	5	—	36	3	14	.214	10	10	1.000	—	—	3	4	14	1	—	—	—	16	3.2
1964-65	10	—	207	22	53	.415	11	16	.688	—	—	12	20	43	2	—	—	—	55	5.5
1966-67	2	—	25	6	8	.750	5	5	1.000	—	—	4	3	2	0	—	—	—	17	8.5
TOTALS	**50**	**—**	**1455**	**195**	**468**	**.417**	**196**	**229**	**.856**	**—**	**—**	**166**	**216**	**207**	**11**	**—**	**—**	**—**	**586**	**11.7**

ALL-STAR GAME

	G	GS	MIN	FG	FGA	PCT	FT	FTA	PCT	OFF	DEF	TOT	A	PF	D	ST	TO	BS	PTS	AVG
1958	1	0	17	0	6	.000	1	1	1.000	—	—	1	4	—	—	—	—	—	1	
1959	1	0	18	3	8	.375	1	1	1.000	—	—	3	3	—	—	—	—	—	7	
1960	1	0	20	5	9	.556	0	0	---	—	—	4	2	—	—	—	—	—	10	
1961	1	0	5	1	2	.500	0	0	---	—	—	0	0	—	—	—	—	—	2	
1962	SELECTED BUT DID NOT PLAY DUE TO INJURY																			
1965	1	0	11	2	7	.286	0	0	---										4	
TOTALS	**5**	**0**	**71**	**11**	**32**	**.344**	**2**	**2**	**1.000**	**—**	**—**	**8**	**9**	**—**	**—**	**—**	**—**	**—**	**24**	**4.8**

COUNTS, MEL

Oregon State
Birthdate: Oct. 16, 1941
#31
Drafted: 1964, 1st round (9th overall) by Boston
HT: 7-0 WT: 230

	G	GS	MIN	FG	FGA	PCT	FT	FTA	PCT	OFF	DEF	TOT	A	PF	D	ST	TO	BS	PTS	AVG
1972-73	7	0	47	5	16	.313	0	0	---	—	—	16	3	8	0	—	—	—	10	1.4

COURTIN, STEVE

St. Joseph's
Birthdate: Sept. 21, 1942
#23
Drafted: 1964, 3rd round (24th overall) by Cincinnati
HT: 6-1 WT: 190

	G	GS	MIN	FG	FGA	PCT	FT	FTA	PCT	OFF	DEF	TOT	A	PF	D	ST	TO	BS	PTS	AVG
1964-65	24	—	317	42	103	.408	17	21	.810	—	—	22	22	44	0	—	—	—	101	4.2

COURTNEY, JOE

Southern Mississippi
Birthdate: Oct. 17, 1969
#21
Drafted: Undrafted
HT: 6-9 WT: 235

	G	GS	MIN	FG	FGA	PCT	FT	FTA	PCT	OFF	DEF	TOT	A	PF	D	ST	TO	BS	PTS	AVG
1996-97	4	0	52	6	14	.429	0	0	---	5	4	9	0	8	1	0	1	0	12	3.0

CRAWFORD, FRED

St. Bonaventure
Birthdate: Dec. 23, 1941
#11
Drafted: 1964, 4th round (26th overall) by New York
HT: 6-4 WT: 195

	G	GS	MIN	FG	FGA	PCT	FT	FTA	PCT	OFF	DEF	TOT	A	PF	D	ST	TO	BS	PTS	AVG
1970-71	36	1	449	74	175	.423	32	72	.444	—	—	69	54	59	0	—	—	—	180	5.0

CUMMINGS, TERRY

DePaul
Birthdate: Mar. 16, 1961
#34
Drafted: 1982, 1st round (2nd overall) by San Diego
HT: 6-9 WT: 250

	G	GS	MIN	FG	FGA	PCT	FT	FTA	PCT	OFF	DEF	TOT	A	PF	D	ST	TO	BS	PTS	AVG
1997-98	44	2	656	97	212	.458	39	58	.672	55	93	148	21	102	1	22	17	5	233	5.3

CUMMINGS, VONTEEGO

Pittsburgh
Birthdate: Feb. 29, 1976
#5
Drafted: 1999, 1st round (26th overall) by Indiana
HT:6-3 WT: 190

	G	GS	MIN	FG	FGA	PCT	FT	FTA	PCT	OFF	DEF	TOT	A	PF	D	ST	TO	BS	PTS	AVG
2001-02	58	1	501	78	187	.417	24	32	.750	14	38	52	60	53	0	18	36	5	192	3.3

3-PT. FG: 2001-02, 12-46 (.261)

PLAYOFFS

	G	GS	MIN	FG	FGA	PCT	FT	FTA	PCT	OFF	DEF	TOT	A	PF	D	ST	TO	BS	PTS	AVG
2001-02	1	0	1	0	0	.000	0	0	---	0	0	0	0	0	0	0	0	0	0	0.0

CUNNINGHAM, BILLY

North Carolina
Birthdate: June 3, 1943
#32
Drafted: 1965, 1st round (4th overall) by 76ers
HT: 6-6 WT: 220

	G	GS	MIN	FG	FGA	PCT	FT	FTA	PCT	OFF	DEF	TOT	A	PF	D	ST	TO	BS	PTS	AVG
1965-66	80	—	2134	431	1011	.426	281	443	.634	—	—	599	207	301	12	—	—	—	1143	14.3
1966-67	81	—	2168	556	1211	.459	383	558	.686	—	—	589	205	260	2	—	—	—	1495	18.5
1967-68	74	—	2076	516	1178	.438	368	509	.723	—	—	562	187	260	3	—	—	—	1400	18.9
1968-69	82	—	3345	739	1736	.426	556	754	.737	—	—	1050	287	329	10	—	—	—	2034	24.8
1969-70	81	—	3194	802	1710	.469	510	700	.729	—	—	1101	352	331	15	—	—	—	2114	26.1
1970-71	81	80	3090	702	1519	.462	455	620	.734	—	—	946	395	328	5	—	—	—	1859	23.0
1971-72	75	75	2900	658	1428	.461	428	601	.712	—	—	918	443	295	12	—	—	—	1744	23.3
1974-75	80	73	2859	609	1423	.428	345	444	.777	130	596	726	442	270	4	91	—	35	1563	19.5
1975-76	20	20	640	103	251	.410	68	88	.773	29	118	147	107	57	1	24	—	10	274	13.7
TOTALS	**654**	**248**	**22406**	**5116**	**11467**	**.446**	**3394**	**4717**	**.720**	**159**	**714**	**6638**	**2625**	**2431**	**64**	**115**	**—**	**45**	**13626**	**20.8**

PLAYOFFS

	G	GS	MIN	FG	FGA	PCT	FT	FTA	PCT	OFF	DEF	TOT	A	PF	D	ST	TO	BS	PTS	AVG
1965-66	4	—	69	5	31	.161	11	13	.846	—	—	18	10	11	0	—	—	—	21	5.3
1966-67	15	—	339	83	221	.376	59	90	.656	—	—	93	33	53	1	—	—	—	225	15.0
1967-68	3	—	86	24	43	.558	14	17	.824	—	—	22	10	16	1	—	—	—	62	20.7
1968-69	5	—	217	49	117	.419	24	38	.632	—	—	63	12	24	1	—	—	—	122	24.4
1969-70	5	—	205	61	123	.496	24	36	.667	—	—	52	20	19	0	—	—	—	146	29.2
1970-71	7	—	301	67	142	.472	47	67	.701	—	—	108	40	28	0	—	—	—	181	25.9
TOTALS	**39**	**—**	**1217**	**289**	**677**	**.427**	**179**	**261**	**.686**	**—**	**—**	**356**	**125**	**151**	**3**	**—**	**—**	**—**	**757**	**19.4**

ALL-STAR GAME

	G	GS	MIN	FG	FGA	PCT	FT	FTA	PCT	OFF	DEF	TOT	A	PF	D	ST	TO	BS	PTS	AVG
1969	1	0	22	5	10	.500	0	0	---	—	—	5	1	3	0	—	—	—	10	—
1970	1	1	28	7	13	.538	5	5	1.000	—	—	4	2	3	0	—	—	—	19	—
1971	1	1	19	2	8	.250	1	2	.500	—	—	4	3	1	0	—	—	—	5	—
1972	1	1	24	4	13	.308	6	8	.750	—	—	10	3	4	0	—	—	—	14	—

CUNNINGHAM, WILLIAM

Temple
Birthdate: Mar. 25, 1974
#50
Drafted: Undrafted
HT: 6-11 WT: 250

	G	GS	MIN	FG	FGA	PCT	FT	FTA	PCT	OFF	DEF	TOT	A	PF	D	ST	TO	BS	PTS	AVG
1997-98	1	0	1	0	0	---	0	0	---	0	2	2	0	0	0	0	0	0	0	0.0

CURETON, EARL

Detroit — #25 — HT: 6-9 — WT: 210
Birthdate: Sept. 3, 1957 — Drafted: 1979, 3rd round (58th overall) by 76ers

	G	GS	MIN	FG	FGA	PCT	FT	FTA	PCT	OFF	DEF	TOT	A	PF	D	ST	TO	BS	PTS	AVG
1980-81	52	6	528	93	205	.454	33	64	.516	51	104	155	25	68	0	20	29	23	219	4.2
1981-82	66	8	956	149	306	.487	51	94	.543	90	180	270	32	142	0	31	44	27	349	5.3
1982-83	73	3	987	108	258	.419	33	67	.493	84	185	269	43	144	1	37	76	24	249	3.4
TOTALS	**191**	**17**	**2471**	**350**	**769**	**.455**	**117**	**225**	**.520**	**225**	**469**	**694**	**100**	**354**	**1**	**88**	**149**	**74**	**817**	**4.3**

3-PT. FG: 1980-81, 0-1 (.000); 1981-82, 0-2 (.000); TOTALS, 0-3 (.000)

PLAYOFFS

	G	GS	MIN	FG	FGA	PCT	FT	FTA	PCT	OFF	DEF	TOT	A	PF	D	ST	TO	BS	PTS	AVG
1980-81	9	—	36	6	18	.333	0	2	.000	1	8	9	2	3	0	1	—	2	12	1.3
1981-82	12	—	75	13	41	.317	6	9	.667	12	14	26	2	12	0	1	—	1	32	2.7
1982-83	5	—	25	1	4	.250	0	0	---	0	5	5	1	5	0	2	—	0	2	0.4
TOTALS	**26**	**—**	**136**	**20**	**63**	**.317**	**6**	**11**	**.545**	**13**	**27**	**40**	**5**	**20**	**0**	**4**	**—**	**3**	**46**	**1.8**

3-PT. FG: 1981-82, 0-1 (.000)

CURRY, MICHAEL

Georgia Southern — #20 — HT: 6-5 — WT: 220
Birthdate: Aug. 12, 1968 — Drafted: Undrafted

	G	GS	MIN	FG	FGA	PCT	FT	FTA	PCT	OFF	DEF	TOT	A	PF	D	ST	TO	BS	PTS	AVG
1993-94	10	0	43	3	14	.214	3	4	.750	0	1	1	1	6	0	1	3	0	9	0.9

3-PT. FG: 1993-94, 0-2 (.000)

DALEMBERT, SAMUEL

Seton Hall — #1 — HT: 6-11 — WT: 250
Birthdate: May 10, 1981 — Drafted: 2001, 1st Round (26th overall) by 76ers

	G	GS	MIN	FG	FGA	PCT	FT	FTA	PCT	OFF	DEF	TOT	A	PF	D	ST	TO	BS	PTS	AVG
2001-02	34	0	177	22	50	.440	7	18	.389	25	43	68	5	30	0	6	14	13	51	1.5
2002-03	INJURED LIST - LEFT KNEE SURGERY																			
2003-04	82	53	2197	270	499	.541	112	174	.644	194	432	626	21	273	4	44	86	189	652	8.0
2004-05	72	60	1785	250	477	.524	89	148	.601	187	355	542	35	241	4	46	114	121	589	8.2
2005-06	66	52	1761	196	369	.531	93	132	.705	159	382	541	25	244	9	34	107	160	485	7.3
2006-07	82	82	2535	356	658	.541	167	224	.746	239	494	733	64	287	9	47	161	159	879	10.7
2007-08	82	82	2724	339	661	.513	186	263	.707	304	545	849	45	269	3	40	155	192	864	10.5
2008-09	82	82	2036	216	434	.498	91	124	.734	214	487	701	18	248	2	33	117	146	523	6.4
2009-10	82	80	2124	285	523	.545	97	133	.729	239	545	784	64	252	5	42	123	151	667	8.1
TOTALS	**582**	**491**	**15342**	**1934**	**3671**	**.527**	**842**	**1216**	**.692**	**1561**	**3283**	**4844**	**277**	**1844**	**36**	**292**	**877**	**1131**	**4710**	**8.1**

3-PT FG: 2003-04, 0-1 (.000); 2004-05, 0-0 (---); 2005-06, 0-1 (.000); 2006-07, 0-2 (.000); 2007-08, 0-1 (.000); 2008-09, 0-2 (.000); TOTALS, 0-7 (.000)

SAMUEL DALEMBERT PLAYOFFS

	G	GS	MIN	FG	FGA	PCT	FT	FTA	PCT	OFF	DEF	TOT	A	PF	D	ST	TO	BS	PTS	AVG
2004-05	5	5	192	26	47	.553	6	15	.400	18	46	64	2	19	0	2	9	7	58	11.6
2007-08	6	6	193	19	45	.422	16	19	.842	20	37	57	3	17	0	2	10	10	54	9.0
2008-09	6	6	133	16	26	.615	3	4	.750	10	37	47	3	24	0	2	6	9	35	5.8
TOTALS	**17**	**17**	**518**	**61**	**118**	**.517**	**25**	**38**	**.658**	**48**	**120**	**168**	**8**	**60**	**0**	**6**	**25**	**26**	**147**	**8.6**

DANIELS, ANTONIO

BOWLING GREEN — #22 — HT: 6-4 — WT: 205
Birthdate: Mar. 19, 1975 — Drafted: 1997, 1st round (4th overall) by Vancouver

	G	GS	MIN	FG	FGA	PCT	FT	FTA	PCT	OFF	DEF	TOT	A	PF	D	ST	TO	BS	PTS	AVG
2010-11	4	0	35	2	5	.400	2	2	1.000	0	5	5	2	0	0	0	1	0	6	1.5

3-PT. FG: 2010-11, 0-2 (.00)

PLAYOFFS

	G	GS	MIN	FG	FGA	PCT	FT	FTA	PCT	OFF	DEF	TOT	A	PF	D	ST	TO	BS	PTS	AVG
2011	5	0	38	3	7	.429	1	2	.500	2	8	10	0	5	0	0	1	3	7	1.4

DANIELS, LLOYD

Jackson H.S., Queens, NY — #44 — HT: 6-7 — WT: 205
Birthdate: Sept. 4, 1967 — Drafted: Undrafted

	G	GS	MIN	FG	FGA	PCT	FT	FTA	PCT	OFF	DEF	TOT	A	PF	D	ST	TO	BS	PTS	AVG
1994-95	5	0	63	9	27	.333	2	2	1.000	2	5	7	4	8	0	2	8	0	23	4.6

3-PT. FG: 1994-95, 3-14 (.214)

DAVIES, BRANDON

Brigham Young — #20 — HT: 6-10 — WT: 240
Birthdate: July 25, 1991 — Drafted: N/A

	G	GS	MIN	FG	FGA	PCT	FT	FTA	PCT	OFF	DEF	TOT	A	PF	D	ST	TO	BS	PTS	AVG
2013-14	51	0	575	54	128	.422	34	53	.642	38	71	109	28	92	1	24	35	8	144	2.8

3-PT. FG: 2013-14, 2-10 (.200)

\DAVIS, JOSH

Wyoming — #23 — HT: 6-8 — WT: 235
Birthdate: Aug. 18, 1980 — Drafted: Undrafted

	G	GS	MIN	FG	FGA	PCT	FT	FTA	PCT	OFF	DEF	TOT	A	PF	D	ST	TO	BS	PTS	AVG
2004-05	42	5	328	42	111	.378	14	17	.824	29	50	79	12	45	0	8	15	4	117	2.8

3-PT FG: 2004-05, 19-53 (.358)

PLAYOFFS

	G	GS	MIN	FG	FGA	PCT	FT	FTA	PCT	OFF	DEF	TOT	A	PF	D	ST	TO	BS	PTS	AVG
2004-05	2	0	4	0	1	.000	0	0	---	0	1	1	0	1	0	0	0	0	0	0.0

3-PT FG: 2004-05, 0-1 (.000)

DAVIS, MARK

Texas Tech — #7 — HT: 6-7 — WT: 210
Birthdate: Apr. 26, 1973 — Drafted: 1995, 2nd round (48th overall) by Minnesota

	G	GS	MIN	FG	FGA	PCT	FT	FTA	PCT	OFF	DEF	TOT	A	PF	D	ST	TO	BS	PTS	AVG
1996-97	75	17	1705	251	555	.469	113	168	.673	138	185	323	135	230	7	85	118	31	639	8.5
1997-98	71	12	906	109	244	.447	64	101	.634	64	94	158	73	95	1	49	91	18	282	4.0
TOTALS	**146**	**29**	**2611**	**360**	**779**	**.462**	**177**	**269**	**.658**	**202**	**279**	**481**	**208**	**325**	**8**	**134**	**209**	**49**	**921**	**6.3**

3-PT. FG: 1996-97, 24-93 (.258); 1997-98, 0-6 (.000); TOTALS, 24-99 (.242)

DAVIS, MONTI

Tennessee State — #44 — HT: 6-7 — WT: 205
Birthdate: July 26, 1958 — Drafted: 1980, 1st round (21st overall) by 76ers

	G	GS	MIN	FG	FGA	PCT	FT	FTA	PCT	OFF	DEF	TOT	A	PF	D	ST	TO	BS	PTS	AVG
1980-81	1	0	2	1	1	1.000	0	0	---	0	1	1	0	0	0	0	0	0	2	2.0

DAWKINS, DARRYL

Evans H.S., Orlando, FL — #53 — HT: 6-11 — WT: 252
Birthdate: Jan. 11, 1957 — Drafted: 1975, 1st round (5th overall) by 76ers

	G	GS	MIN	FG	FGA	PCT	FT	FTA	PCT	OFF	DEF	TOT	A	PF	D	ST	TO	BS	PTS	AVG
1975-76	37	1	165	41	82	.500	8	24	.333	15	34	49	3	40	1	2	—	9	90	2.4
1976-77	59	0	684	135	215	.628	40	79	.506	59	171	230	24	129	1	12	—	49	310	5.3
1977-78	70	11	1722	332	577	.575	156	220	.709	117	438	555	85	268	5	34	123	125	820	11.7
1978-79	78	12	2035	430	831	.517	158	235	.672	123	508	631	128	295	5	32	197	143	1018	13.1
1979-80	80	80	2541	494	946	.522	190	291	.653	197	496	693	149	328	8	49	230	142	1178	14.7
1980-81	76	76	2088	423	697	.607	219	304	.720	106	439	545	109	316	9	38	220	112	1065	14.0
1981-82	48	36	1124	207	367	.564	114	164	.695	68	237	305	55	193	5	19	96	55	528	11.0
TOTALS	**448**	**216**	**10359**	**2062**	**3715**	**.555**	**885**	**1317**	**.672**	**685**	**2323**	**3008**	**553**	**1569**	**34**	**186**	**866**	**635**	**5009**	**11.2**

PLAYOFFS

	G	GS	MIN	FG	FGA	PCT	FT	FTA	PCT	OFF	DEF	TOT	A	PF	D	ST	TO	BS	PTS	AVG
1976-77	18	—	331	50	95	.526	31	47	.660	9	89	98	17	46	1	8	—	18	131	7.3
1977-78	10	—	180	27	53	.509	9	17	.529	6	51	57	10	34	1	3	14	15	63	6.3
1978-79	9	—	255	56	106	.528	32	47	.681	21	61	82	12	42	1	2	17	16	144	16.0
1979-80	18	—	607	126	238	.529	60	93	.645	44	93	137	33	75	2	13	46	42	312	17.3
1980-81	16	16	421	86	153	.562	49	68	.721	28	70	98	14	71	2	3	36	16	221	13.8
1981-82	21	9	460	99	178	.556	33	50	.660	23	75	98	11	94	4	7	38	35	231	11.0
TOTALS	**92**	**25**	**2254**	**444**	**823**	**.539**	**214**	**322**	**.665**	**131**	**439**	**570**	**97**	**362**	**11**	**36**	**151**	**142**	**1102**	**12.0**

DAWKINS, JOHNNY

Duke — #12 — HT: 6-2 — WT: 170
Birthdate: Sept. 28, 1963 — Drafted: 1986, 1st round (10th overall) by San Antonio

	G	GS	MIN	FG	FGA	PCT	FT	FTA	PCT	OFF	DEF	TOT	A	PF	D	ST	TO	BS	PTS	AVG
1989-90	81	81	2865	465	950	.489	210	244	.861	48	199	247	601	159	1	121	214	9	1162	14.3
1990-91	4	4	124	26	41	.634	10	11	.909	0	16	16	28	4	0	3	8	0	63	15.8
1991-92	82	82	2815	394	902	.437	164	186	.882	42	185	227	567	158	0	89	183	5	988	12.0
1992-93	74	10	1598	258	590	.437	113	142	.796	33	103	136	339	91	0	80	121	4	655	8.9
1993-94	72	12	1343	177	423	.418	84	100	.840	28	95	123	263	74	0	63	111	5	475	6.6
TOTALS	**313**	**189**	**8745**	**1320**	**2906**	**.454**	**581**	**683**	**.851**	**151**	**598**	**749**	**1798**	**486**	**1**	**356**	**637**	**23**	**3343**	**10.7**

3-PT. FG: 1989-90, 22-66 (.333); 1990-91, 1-4 (.250); 1991-92, 36-101 (.356); 1992-93, 26-84 (.542); 1993-94, 37-105 (.352); TOTALS, 122-360 (.339)

PLAYOFFS

	G	GS	MIN	FG	FGA	PCT	FT	FTA	PCT	OFF	DEF	TOT	A	PF	D	ST	TO	BS	PTS	AVG
1989-90	10	10	386	53	115	.461	36	43	.837	5	17	22	93	22	0	17	29	2	142	14.2

3-PT. FG: 1989-90, 0-7 (.000)

DEDMON, DEWAYNE

USC — #30 — HT: 7-0 — WT: 255
Birthdate: Aug. 12, 1989 — Drafted: N/A

	G	GS	MIN	FG	FGA	PCT	FT	FTA	PCT	OFF	DEF	TOT	A	PF	D	ST	TO	BS	PTS	AVG
2013-14	11	0	150	15	29	.517	7	13	.538	11	38	49	3	28	1	0	9	9	37	3.4

DEMPSEY, GEORGE

Kings College (Del.) — HT: 6-3 — WT: 190
Birthdate: July 19, 1929 — Drafted: N/A

	G	GS	MIN	FG	FGA	PCT	FT	FTA	PCT	OFF	DEF	TOT	A	PF	D	ST	TO	BS	PTS	AVG
1958-59*	57	—	694	92	215	.428	81	106	.764	—	—	160	68	95	0	—	—	—	265	4.6

PLAYOFFS

	G	GS	MIN	FG	FGA	PCT	FT	FTA	PCT	OFF	DEF	TOT	A	PF	D	ST	TO	BS	PTS	AVG
1958-59	5	—	30	3	8	.375	3	4	.750	—	—	6	4	8	0	—	—	—	9	1.8

DIERKING, CONNIE

Cincinnati — #26 — HT: 6-10 — WT: 230
Birthdate: Oct. 2, 1936 — Drafted: 1958, 1st round (6th overall) by Syracuse

	G	GS	MIN	FG	FGA	PCT	FT	FTA	PCT	OFF	DEF	TOT	A	PF	D	ST	TO	BS	PTS	AVG
1958-59	64	—	726	105	260	.404	83	140	.593	—	—	233	34	148	2	—	—	—	293	4.6
1959-60	71	—	1119	192	526	.365	108	188	.574	—	—	456	54	168	4	—	—	—	492	6.9
1963-64	76	—	1286	191	514	.372	114	169	.675	—	—	422	50	221	3	—	—	—	496	6.5
1964-65	38	—	729	121	311	.389	54	83	.651	—	—	239	42	101	3	—	—	—	296	7.8
1970-71	53	—	714	122	306	.399	61	89	.685	—	—	227	59	109	1	—	—	—	305	5.8
TOTALS	**302**	**—**	**4574**	**731**	**1917**	**.381**	**420**	**669**	**.628**	**—**	**—**	**1577**	**239**	**747**	**13**	**—**	**—**	**—**	**1882**	**6.2**

PLAYOFFS

	G	GS	MIN	FG	FGA	PCT	FT	FTA	PCT	OFF	DEF	R	A	PF	D	ST	TO	BS	PTS	AVG
1958-59	4	—	34	2	12	.167	7	9	.778	—	—	17	2	6	0	—	—	—	11	2.8
1959-60	3	—	32	6	20	.300	0	1	.000	—	—	15	1	5	0	—	—	—	12	4.0
1963-64	5	—	71	14	33	.424	5	9	.556	—	—	30	5	10	0	—	—	—	33	6.6
TOTALS	**12**	**—**	**137**	**22**	**65**	**.338**	**12**	**19**	**.632**	**—**	**—**	**62**	**8**	**21**	**0**	**—**	**—**	**—**	**56**	**4.7**

DUMAS, RICHARD

Oklahoma State — #7 — HT: 6-7 — WT: 210
Birthdate: May 19, 1969 — Drafted: 1991, 2nd round (46th overall) by Phoenix

	G	GS	MIN	FG	FGA	PCT	FT	FTA	PCT	OFF	DEF	TOT	A	PF	D	ST	TO	BS	PTS	AVG
1995-96	39	14	739	95	203	.468	49	70	.700	42	57	99	44	79	1	42	49	6	241	6.2

3-PT. FG: 1995-96, 2-9 (.244)

DUNLEAVY, MIKE

South Carolina — #10 — HT: 6-2 1/2 — WT: 180
Birthdate: Mar. 21, 1954 — Drafted:1976, 6th round (99th overall) by 76ers

	G	GS	MIN	FG	FGA	PCT	FT	FTA	PCT	OFF	DEF	TOT	A	PF	D	ST	TO	BS	PTS	AVG
1976-77	32	0	359	60	145	.414	34	45	.756	10	24	34	56	64	1	13	—	2	154	4.8
1977-78	4	0	17	3	7	.429	2	2	1.000	0	1	1	6	0	0	1	3	0	8	2.0
TOTALS	**36**	**0**	**376**	**63**	**152**	**.414**	**36**	**47**	**.766**	**10**	**25**	**35**	**62**	**64**	**1**	**14**	**3**	**2**	**162**	**4.5**

PLAYOFFS

	G	GS	MIN	FG	FGA	PCT	FT	FTA	PCT	OFF	DEF	TOT	A	PF	D	ST	TO	BS	PTS	AVG
1976-77	11	—	68	9	25	.360	4	5	.800	1	3	4	9	14	0	3	—	0	22	2.0

DURRETT, KEN

La Salle — #33 — HT: 6-7 1/2 — WT: 190
Birthdate: Dec 8, 1948 — Drafted: 1971, 1st round (4th overall) by Cincinnati

	G	GS	MIN	FG	FGA	PCT	FT	FTA	PCT	OFF	DEF	TOT	A	PF	D	ST	TO	BS	PTS	AVG
1974-75	27	0	270	35	88	.398	20	32	.625	21	41	62	10	42	0	4		4	90	3.3

EARLE, ED

Loyola (Chicago) — HT: 6-3 — WT: 190
Birthdate: April 28, 1927 — Drafted: N/A

	G	GS	MIN	FG	FGA	PCT	FT	FTA	PCT	OFF	DEF	TOT	A	PF	D	ST	TO	BS	PTS	AVG
1953-54	2	—	12	1	2	.500	2	4	.500	—	—	2	0	0	0	—	—	—	4	2.0

EDWARDS, BILL

Wright State — #40 — HT: 6-8 — WT: 215
Birthdate: Sept. 22, 1971 — Drafted: Undrafted

	G	GS	MIN	FG	FGA	PCT	FT	FTA	PCT	OFF	DEF	TOT	A	PF	D	ST	TO	BS	PTS	AVG
1993-94	3	0	44	2	18	.111	2	5	.400	5	9	14	4	6	0	3	4	1	6	2.0

3-PT. FG: 1993-94, 0-5 (.000)

EDWARDS, FRANKLIN

Cleveland State — #14 — HT: 6-1 — WT: 190
Birthdate: Feb. 2, 1959 — Drafted: 1981, 1st round (22nd overall) by 76ers

	G	GS	MIN	FG	FGA	PCT	FT	FTA	PCT	OFF	DEF	TOT	A	PF	D	ST	TO	BS	PTS	AVG
1981-82	42	3	291	65	150	.433	20	27	.741	10	17	27	45	37	0	16	24	5	150	3.6
1982-83	81	3	1266	228	483	.472	86	113	.761	23	62	85	221	119	0	81	110	6	542	6.7
1983-84	60	0	654	84	221	.380	34	48	.708	12	47	59	90	78	1	31	46	5	202	3.4
TOTALS	**183**	**6**	**2211**	**377**	**854**	**.441**	**140**	**188**	**.745**	**45**	**126**	**171**	**356**	**234**	**1**	**128**	**180**	**16**	**894**	**4.9**

3-PT.FG: 1981-82, 0-9 (.000); 1982-83, 0-8 (.000); 1983-84, 0-1 (.000); TOTALS, 0-18 (.000)

PLAYOFFS

	G	GS	MIN	FG	FGA	PCT	FT	FTA	PCT	OFF	DEF	TOT	A	PF	D	ST	TO	BS	PTS	AVG
1981-82	9	0	32	12	20	.600	8	9	.889	2	3	5	5	0	0	3	2	0	33	3.7
1982-83	12	0	101	13	32	.406	14	17	.824	2	7	9	17	7	0	5	6	0	40	3.3
TOTALS	**21**	**0**	**133**	**25**	**52**	**.481**	**22**	**26**	**.846**	**4**	**10**	**14**	**22**	**7**	**0**	**8**	**8**	**0**	**73**	**3.5**

3-PT.FG: 1981-82, 1-1 (1.000)

ELIE, MARIO

American International — #8 — HT: 6-5 — WT: 210
Birthdate: Nov. 26, 1963 — Drafted: 1985, 7th round (160th overall) by Milwaukee

	G	GS	MIN	FG	FGA	PCT	FT	FTA	PCT	OFF	DEF	TOT	A	PF	D	ST	TO	BS	PTS	AVG
1990-91	3	0	20	2	7	.286	1	2	.500	0	1	1	1	2	0	0	3	0	6	2.0

3-PT. FG: 1990-91, 31-2 (.500)

ELLIS, LEROY

St. John's — #25 — HT: 6-11 — WT: 210
Birthdate: Mar. 10, 1940 — Drafted: 1962, 1st round (6th overall) by LA Lakers

	G	GS	MIN	FG	FGA	PCT	FT	FTA	PCT	OFF	DEF	TOT	A	PF	D	ST	TO	BS	PTS	AVG
1972-73	69	69	2444	410	929	.441	125	156	.801	—	—	744	136	186	2	—	—	—	945	13.7
1973-74	81	81	2831	326	722	.452	147	196	.750	292	598	890	189	224	2	86	—	87	799	9.9
1974-75	82	69	2183	287	623	.461	72	99	.727	195	387	582	117	178	1	44	—	55	646	7.9
1975-76	29	13	489	61	132	.462	17	28	.607	47	75	122	21	62	0	16	—	9	139	4.8
TOTALS	**261**	**232**	**7947**	**1084**	**2406**	**.451**	**361**	**479**	**.754**	**534**	**1060**	**2338**	**463**	**650**	**5**	**146**	**—**	**151**	**2529**	**9.7**

ELSON, FRANCISCO

California — #8, 16 — HT: 7-0 — WT: 240
Birthdate: Feb. 28, 1976 — Drafted: 1999, 2nd round (41st overall) by Denver

	G	GS	MIN	FG	FGA	PCT	FT	FTA	PCT	OFF	DEF	TOT	A	PF	D	ST	TO	BS	PTS	AVG
2009-10	1	0	4	1	2	.500	0	3	.000	1	0	1	0	0	0	0	0	0	2	2.0
2011-12	5	0	16	1	3	.333	0	0	—	0	1	1	1	0	0	1	1	1	2	0.4
TOTALS	**6**	**0**	**20**	**2**	**5**	**.400**	**0**	**3**	**.000**	**1**	**1**	**2**	**1**	**0**	**0**	**1**	**1**	**1**	**4**	**0.7**

ERVING, JULIUS

Massachusetts — #6 — HT: 6-6 1/2 — WT: 200
Birthdate: Feb. 22, 1950 — Drafted: 1972, 1st round (12th overall) by Milwaukee

	G	GS	MIN	FG	FGA	PCT	FT	FTA	PCT	OFF	DEF	TOT	A	PF	D	ST	TO	BS	PTS	AVG
1976-77	82	77	2940	685	1373	.499	400	515	.777	192	503	695	306	251	1	159	—	113	1770	21.6
1977-78	74	68	2429	611	1217	.502	306	362	.845	179	302	481	279	207	0	135	238	97	1528	20.6
1978-79	78	76	2802	715	1455	.491	373	501	.745	198	366	564	357	207	0	133	315	100	1803	23.1
1979-80	78	78	2812	838	1614	.519	420	534	.787	215	361	576	355	208	0	170	284	140	2100	26.9
1980-81	82	82	2874	794	1524	.521	422	536	.787	244	413	657	364	233	0	173	266	147	2014	24.6
1981-82	81	81	2789	780	1428	.546	411	539	.763	220	337	557	319	229	1	161	214	141	1974	24.4
1982-83	72	72	2421	605	1170	.517	330	435	.759	173	318	491	263	202	1	112	196	131	1542	21.4
1983-84	77	77	2683	678	1324	.512	364	483	.754	190	342	532	309	217	3	141	230	139	1727	22.4
1984-85	78	78	2535	610	1236	.494	338	442	.765	172	242	414	233	199	0	135	208	109	1561	20.0
1985-86	74	74	2474	521	1085	.480	289	368	.785	169	201	370	248	196	3	113	214	82	1340	18.1
1986-87	60	60	1918	400	850	.471	191	235	.813	115	149	264	191	137	0	76	158	94	1005	16.8
TOTALS	**836**	**823**	**28677**	**7237**	**14276**	**.507**	**3844**	**4950**	**.777**	**2067**	**3534**	**5601**	**3224**	**2286**	**9**	**1508**	**2323**	**1293**	**18364**	**22.0**

3-PT. FG: 1979-80, 4-20 (.200); 1980-81, 4-18 (.222); 1981-82, 3-11 (.273); 1982-83, 2-7 (.286); 1983-84, 7-21 (.333); 1984-85, 3-14 (.214); 1985-86, 9-32 (.281); 1986-87, 14-53 (.264); TOTALS, 46-176 (.261)

PLAYOFFS

	G	GS	MIN	FG	FGA	PCT	FT	FTA	PCT	OFF	DEF	TOT	A	PF	D	ST	TO	BS	PTS	AVG
1976-77	19	—	758	204	390	.523	110	134	.821	41	81	122	85	45	0	41	—	23	518	27.3
1977-78	10	—	358	88	180	.489	42	56	.750	40	57	97	40	30	0	15	35	18	218	21.8
1978-79	9	—	372	89	172	.517	51	67	.761	29	41	70	53	22	0	18	38	17	229	25.4
1979-80	18	—	694	165	338	.488	108	136	.794	31	105	136	79	56	0	36	56	37	440	24.4
1980-81	16	16	592	143	301	.475	81	107	.757	52	62	114	54	54	0	22	55	41	367	22.9
1981-82	21	21	780	168	324	.519	124	165	.752	57	99	156	99	55	0	37	67	37	461	22.0
1982-83	13	13	493	95	211	.450	49	68	.721	32	67	99	44	42	1	15	39	27	239	18.4
1983-84	5	5	194	36	76	.474	19	22	.864	9	23	32	25	14	0	8	21	6	91	18.2
1984-85	13	13	434	84	187	.449	54	63	.857	29	44	73	48	34	0	25	37	11	222	17.1
1985-86	12	12	433	81	180	.450	48	65	.738	26	44	70	50	32	0	11	39	16	212	17.7
1986-87	5	5	180	34	82	.415	21	25	.840	14	11	25	17	19	0	7	9	6	91	18.2
TOTALS	**141**	**85**	**5288**	**1187**	**2441**	**.486**	**707**	**908**	**.779**	**360**	**634**	**994**	**594**	**403**	**1**	**235**	**396**	**239**	**3088**	**21.9**

3-PT. FG: 1979-80, 2-9 (.222); 1980-81, 0-1 (.000); 1981-82, 1-6 (.167); 1982-83, 0-1 (.000); 1983-84, 0-1 (.000); 1984-85, 0-1 (.000); 1985-86, 2-11 (.182); TOTALS, 5-30 (.167)

JULIUS ERVING ALL-STAR GAME

	G	GS	MIN	FG	FGA	PCT	FT	FTA	PCT	OFF	DEF	TOT	A	PF	D	ST	TO	BS	PTS	AVG
1977	1	1	30	12	20	.600	6	6	1.000	5	7	12	3	2	0	4	—	1	30	—
1978	1	1	27	3	14	.214	10	12	.833	2	6	8	3	1	0	0	—	1	16	—
1979	1	1	39	10	22	.455	9	12	.750	6	2	8	5	4	0	2	—	0	29	—
1980	1	1	20	4	12	.333	3	4	.750	2	3	5	2	5	0	2	—	1	11	—
1981	1	1	29	6	15	.400	6	7	.857	3	0	3	2	2	0	2	2	1	18	—
1982	1	1	32	7	16	.438	2	4	.500	3	5	8	2	4	0	1	1	2	16	—
1983	1	1	28	11	19	.579	3	3	1.000	3	3	6	3	1	0	1	2	2	25	—
1984	1	1	36	14	22	.636	6	8	.750	4	4	8	5	4	0	2	1	2	34	—
1985	1	1	23	5	15	.333	2	2	1.000	2	2	4	3	3	0	1	1	0	12	—
1986	1	1	19	4	10	.400	0	2	.000	1	3	4	2	2	0	2	2	0	8	—
1987	1	1	33	9	13	.692	3	3	1.000	3	1	4	5	3	0	1	2	1	22	—
TOTALS	**11**	**11**	**316**	**85**	**178**	**.478**	**50**	**63**	**.794**	**34**	**36**	**70**	**35**	**31**	**0**	**18**	**11**	**11**	**221**	**20.1**

3-PT. FG: 1987, 1-1 (1.000)

EVANS, REGGIE

Iowa — #30 — HT: 6-8 — WT: 245
Birthdate: Nov. 18, 1980 — Drafted: N/A

	G	GS	MIN	FG	FGA	PCT	FT	FTA	PCT	OFF	DEF	TOT	A	PF	D	ST	TO	BS	PTS	AVG
2007-08	81	61	1879	152	346	.439	120	257	.467	224	387	611	65	213	0	86	108	8	425	5.2
2008-09	79	7	1140	79	178	.444	104	175	.594	135	226	361	26	161	0	41	69	8	262	3.3
TOTALS	**160**	**68**	**3019**	**231**	**524**	**.441**	**224**	**432**	**.519**	**359**	**613**	**972**	**91**	**374**	**0**	**127**	**177**	**16**	**687**	**4.3**

3-PT. FG: 2007-08, 1-1 (1.000); 2008-09, 0-1 (.000); TOTALS, 1-2 (.500)

PLAYOFFS

	G	GS	MIN	FG	FGA	PCT	FT	FTA	PCT	OFF	DEF	TOT	A	PF	D	ST	TO	BS	PTS	AVG
2007-08	6	0	148	13	26	.500	15	24	.625	16	31	47	3	20	0	5	13	0	41	6.8
2008-09	6	0	36	2	9	.222	3	4	.750	2	8	10	0	4	0	3	2	0	7	1.4
TOTALS	**12**	**0**	**184**	**15**	**35**	**.429**	**18**	**28**	**.643**	**18**	**39**	**57**	**3**	**24**	**0**	**8**	**15**	**0**	**48**	**4.0**

FARLEY, DICK

Indiana — #12 — HT: 6-4 — WT: 190
Birthdate: April 13, 1932 — Drafted: N/A

	G	GS	MIN	FG	FGA	PCT	FT	FTA	PCT	OFF	DEF	TOT	A	PF	D	ST	TO	BS	PTS	AVG
1954-55	69	—	1113	136	353	.385	136	201	.677	—	—	167	111	145	1	—	—	—	408	5.9
1955-56	72	—	1429	168	451	.373	143	207	.691	—	—	165	151	154	2	—	—	—	479	6.7
TOTALS	**141**	**—**	**2542**	**304**	**804**	**.378**	**279**	**408**	**.684**	**—**	**—**	**332**	**262**	**299**	**3**	**—**	**—**	**—**	**887**	**6.3**

PLAYOFFS

	G	GS	MIN	FG	FGA	PCT	FT	FTA	PCT	OFF	DEF	TOT	A	PF	D	ST	TO	BS	PTS	AVG
1954-55	11	—	168	19	56	.339	14	25	.560	—	—	13	20	29	0	—	—	—	52	4.7
1955-56	8	—	169	34	72	.472	19	31	.613	—	—	21	28	31	2	—	—	—	87	10.9
TOTALS	**19**	**—**	**337**	**53**	**128**	**.414**	**33**	**56**	**.589**	**—**	**—**	**34**	**48**	**60**	**2**	**—**	**—**	**—**	**139**	**7.3**

FARMER, JIM

Alabama — #22 — HT: 6-4 — WT: 190
Birthdate: Sept. 23, 1964 — Drafted: 1987, 1st round (20th overall) by Dallas

	G	GS	MIN	FG	FGA	PCT	FT	FTA	PCT	OFF	DEF	TOT	A	PF	D	ST	TO	BS	PTS	AVG
1990-91	2	0	13	2	7	.286	2	2	1.000	2	3	5	0	0	0	0	1	0	6	3.0

3-PT. FG: 1990-91, 0-1 (.000)

FILIPEK, RON

Tennessee Tech — #20 — HT: 6-5 — WT: 210
Birthdate: Feb. 5, 1944 — Drafted: 1967, 9th round (100th overall) by 76ers

	G	GS	MIN	FG	FGA	PCT	FT	FTA	PCT	OFF	DEF	TOT	A	PF	D	ST	TO	BS	PTS	AVG
1967-68	19	—	73	18	47	.383	7	14	.500	—	—	25	7	12	0	—	—	—	43	2.3

FORD, ALFONSO

Mississippi Valley State — #8 — HT: 6-2 — WT: 190
Birthdate: Oct. 31, 1971 — Drafted: 1993, 2nd round (32nd overall) by 76ers

	G	GS	MIN	FG	FGA	PCT	FT	FTA	PCT	OFF	DEF	TOT	A	PF	D	ST	TO	BS	PTS	AVG
1994-95	5	0	98	9	39	.231	1	2	.500	8	12	20	9	5	0	1	8	0	19	3.8

3-PT. FG: 1994-95, 0-9 (.000)

FOSTER, FRED

Miami (Ohio) — #25 — HT: 6-5 1/2 — WT: 225
Birthdate: Mar. 18, 1946 — Drafted: 1968, 3rd round (28th overall) by Cincinnati

	G	GS	MIN	FG	FGA	PCT	FT	FTA	PCT	OFF	DEF	TOT	A	PF	D	ST	TO	BS	PTS	AVG
1970-71	66	6	888	145	360	.403	72	103	.699	—	—	147	61	113	3	—	—	—	362	5.5
1971-72	74	14	1699	347	837	.415	185	243	.761	—	—	276	90	184	3	—	—	—	879	11.9
TOTALS	**140**	**20**	**2587**	**492**	**1197**	**.411**	**257**	**346**	**.743**	**—**	**—**	**423**	**151**	**297**	**6**	**—**	**—**	**—**	**1241**	**8.9**

PLAYOFFS

	G	GS	MIN	FG	FGA	PCT	FT	FTA	PCT	OFF	DEF	TOT	A	PF	D	ST	TO	BS	PTS	AVG
1970-71	5	—	49	8	19	.421	2	2	1.000	—	—	12	5	6	0	—	—	—	18	3.6

FREE, LLOYD (WORLD)

Guilford — #21 and #12 — HT: 6-3 — WT: 185
Birthdate: Dec. 9, 1953 — Drafted: 1975, 2nd round (23rd overall) by 76ers

	G	GS	MIN	FG	FGA	PCT	FT	FTA	PCT	OFF	DEF	TOT	A	PF	D	ST	TO	BS	PTS	AVG
1975-76	71	5	1121	239	533	.448	112	186	.602	64	61	125	104	107	0	37	—	6	590	8.3
1976-77	78	37	2253	467	1022	.457	334	464	.720	97	140	237	266	207	2	75	—	25	1268	16.3
1977-78	76	5	2050	390	857	.455	411	562	.731	92	120	212	306	199	0	68	200	41	1191	15.7
1986-87	20	2	285	39	123	.317	36	47	.766	5	14	19	30	26	0	5	18	4	116	5.8
TOTALS	**245**	**49**	**5709**	**1135**	**2535**	**.448**	**893**	**1259**	**.709**	**258**	**335**	**593**	**706**	**539**	**2**	**185**	**218**	**76**	**3165**	**12.9**

3-PT. FG: 1986-87, 2-9 (.222)

PLAYOFFS

	G	GS	MIN	FG	FGA	PCT	FT	FTA	PCT	OFF	DEF	TOT	A	PF	D	ST	TO	BS	PTS	AVG
1975-76	3	—	62	11	28	.393	10	13	.769	1	0	1	5	6	0	3	—	0	32	10.7
1976-77	15	—	281	63	170	.371	53	77	.688	10	22	32	29	33	0	12	—	8	179	11.9
1977-78	10	—	268	51	124	.411	59	81	.728	10	21	31	37	26	0	4	26	6	161	16.1
TOTALS	**28**	**—**	**611**	**125**	**322**	**.388**	**122**	**171**	**.713**	**21**	**43**	**64**	**71**	**65**	**0**	**19**	**26**	**14**	**372**	**13.3**

FREEMAN, ROD

Vanderbilt — #28 — HT: 6-7 — WT:225
Birthdate: Nov. 5, 1950 — Drafted: 1973, 11th round (166th overall) by 76ers

	G	GS	MIN	FG	FGA	PCT	FT	FTA	PCT	OFF	DEF	TOT	A	PF	D	ST	TO	BS	PTS	AVG
1973-74	35	0	265	39	103	.379	28	41	.683	22	32	54	14	42	0	12	—	1	106	3.0

FURLOW, TERRY

Michigan State — #25 — HT: 6-5 — WT:200
Birthdate: Oct. 18, 1954 — Drafted: 1976, 1st round (12th overall) by 76ers

	G	GS	MIN	FG	FGA	PCT	FT	FTA	PCT	OFF	DEF	TOT	A	PF	D	ST	TO	BS	PTS	AVG
1976-77	32	0	174	34	100	.340	16	18	.889	18	21	39	19	11	0	7	—	2	84	2.6

PLAYOFFS

	G	GS	MIN	FG	FGA	PCT	FT	FTA	PCT	OFF	DEF	TOT	A	PF	D	ST	TO	BS	PTS	AVG
1976-77	5	—	16	6	11	.545	4	4	1.000	3	2	5	0	2	0	1	—	0	16	3.2

GABOR, BILLY

Syracuse — HT: 5-11 — WT: 180
Birthdate: May 13, 1922 — Drafted: 1948, by Rochester

	G	GS	MIN	FG	FGA	PCT	FT	FTA	PCT	OFF	DEF	TOT	A	PF	D	ST	TO	BS	PTS	AVG
1949-50	56	—	—	226	671	.337	157	228	.689	—	—	—	108	198	—	—	—	—	609	10.9
1950-51	61	—	—	255	745	.342	179	242	.740	—	—	150	125	213	7	—	—	—	689	11.3
1951-52	57	—	1085	173	538	.322	142	183	.776	—	—	93	86	188	5	—	—	—	488	8.6
1952-53	69	—	1337	215	614	.350	217	284	.764	—	—	104	134	262	11	—	—	—	647	9.4
1953-54	61	—	1211	204	551	.370	139	194	.716	—	—	96	162	183	4	—	—	—	547	9.0
1954-55	3	—	47	7	22	.318	3	5	.600	—	—	5	11	6	0	—	—	—	17	5.7
TOTALS	**307**	**—**	**3680**	**1080**	**3141**	**.344**	**837**	**1136**	**.737**	**—**	**—**	**448**	**626**	**1050**	**27**	**—**	**—**	**—**	**2997**	**9.8**

PLAYOFFS

	G	GS	MIN	FG	FGA	PCT	FT	FTA	PCT	OFF	DEF	TOT	A	PF	D	ST	TO	BS	PTS	AVG
1949-50	10	—	—	25	97	.258	26	31	.839	—	—	—	25	27	—	—	—	—	76	7.6
1950-51	7	—	—	27	72	.375	9	14	.643	—	—	20	18	24	1	—	—	—	63	9.0
1951-52	7	—	80	11	33	.333	12	16	.750	—	—	6	10	16	0	—	—	—	34	4.9
1952-53	2	—	28	5	12	.417	8	13	.615	—	—	3	2	12	2	—	—	—	18	9.0
1953-54	10	—	196	24	83	.289	28	40	.700	—	—	28	19	36	1	—	—	—	76	7.6
TOTALS	**36**	**—**	**304**	**92**	**297**	**.310**	**83**	**114**	**.728**	**—**	**—**	**57**	**74**	**115**	**4**	**—**	**—**	**—**	**267**	**7.4**

ALL-STAR GAME

	G	GS	MIN	FG	FGA	PCT	FT	FTA	PCT	OFF	DEF	TOT	A	PF	D	ST	TO	BS	PTS	AVG
1953	1	0	25	0	3	.000	0	1	.000	—	—	5	2	—	—	—	—	—	0	0.0

GAI, DENG

Fairfield — #35 — HT: 6-9 — WT: 230
Birthdate: Mar. 22, 1982 — Drafted: Undrafted

	G	GS	MIN	FG	FGA	PCT	FT	FTA	PCT	OFF	DEF	TOT	A	PF	D	ST	TO	BS	PTS	AVG
2005-06	2	0	5	0	0	—	0	0	—	0	0	0	0	0	0	0	0	0	0	0.0

GAINES, COREY

Loyola Marymount — #8 and #5 — HT: 6-3 — WT: 195
Birthdate: June 1, 1965 — Drafted: 1988, 3rd round (65th overall) by Seattle

	G	GS	MIN	FG	FGA	PCT	FT	FTA	PCT	OFF	DEF	TOT	A	PF	D	ST	TO	BS	PTS	AVG
1989-90	9	0	81	4	12	.333	1	4	.250	1	4	5	26	11	0	4	10	0	10	1.1
1994-95	11	8	280	24	51	.471	5	11	.455	1	17	18	33	23	0	8	14	1	55	5.0
TOTALS	**20**	**8**	**361**	**28**	**63**	**.444**	**6**	**15**	**.400**	**2**	**21**	**23**	**59**	**34**	**0**	**12**	**24**	**1**	**65**	**3.3**

3-PT. FG: 1989-90, 1-2 (.500); 1994-95, 2-15 (.133); TOTALS, 3-17 (.176)

GAMBEE, DAVE

Oregon State — #20 — HT: 6-6 — WT: 215
Birthdate: Apr. 16, 1937 — Drafted: 1958, 1st round (7th overall) by St. Louis

	G	GS	MIN	FG	FGA	PCT	FT	FTA	PCT	OFF	DEF	TOT	A	PF	D	ST	TO	BS	PTS	AVG
1960-61	79	—	2090	397	947	.419	291	352	.827	—	—	581	101	276	6	—	—	—	1085	13.7
1961-62	80	—	2301	477	1126	.424	384	470	.817	—	—	631	114	275	10	—	—	—	1338	16.7
1962-63	60	—	1234	235	537	.438	199	238	.836	—	—	289	48	190	2	—	—	—	669	11.2
1963-64	41	—	927	149	378	.394	151	185	.816	—	—	256	35	161	6	—	—	—	449	11.0
1964-65	80	—	1993	356	864	.412	299	368	.813	—	—	468	113	277	7	—	—	—	1011	12.6
1965-66	72	—	1068	168	437	.384	159	187	.850	—	—	273	71	189	3	—	—	—	495	6.9
1966-67	63	—	757	150	345	.435	107	125	.856	—	—	197	42	143	5	—	—	—	407	6.5
TOTALS	**475**	**—**	**10370**	**1932**	**4634**	**.417**	**1590**	**1925**	**.826**	**—**	**—**	**2695**	**524**	**1511**	**39**	**—**	**—**	**—**	**5454**	**11.5**

PLAYOFFS

	G	GS	MIN	FG	FGA	PCT	FT	FTA	PCT	OFF	DEF	TOT	A	PF	D	ST	TO	BS	PTS	AVG
1960-61	8	—	208	34	95	.358	32	41	.780	—	—	55	12	33	0	—	—	—	100	12.5
1961-62	5	—	170	17	54	.315	22	25	.880	—	—	45	4	22	1	—	—	—	56	11.2
1962-63	5	—	75	10	34	.294	12	13	.923	—	—	16	0	14	0	—	—	—	32	6.4
1963-64	5	—	149	24	60	.400	21	27	.778	—	—	29	8	23	1	—	—	—	69	13.8
1964-65	10	—	132	16	48	.333	30	34	.882	—	—	24	6	31	1	—	—	—	62	6.2
1965-66	5	—	82	11	29	.379	8	11	.727	—	—	14	4	14	0	—	—	—	30	6.0
1966-67	5	—	24	6	11	.545	6	6	1.000	—	—	8	2	6	0	—	—	—	18	3.6
TOTALS	**43**	**—**	**840**	**118**	**331**	**.356**	**131**	**157**	**.834**	**—**	**—**	**191**	**36**	**143**	**3**	**—**	**—**	**—**	**367**	**8.5**

GEIGER, MATT

Georgia Tech — #52 — HT: 7-1 — WT: 250
Birthdate: Sept. 10, 1969 — Drafted: 1992, 2nd round (42nd overall) by Miami

	G	GS	MIN	FG	FGA	PCT	FT	FTA	PCT	OFF	DEF	TOT	A	PF	D	ST	TO	BS	PTS	AVG
1998-99	50	40	1540	266	555	.479	141	177	.797	137	225	362	58	157	2	39	101	40	674	13.5
1999-00	65	20	1406	260	589	.441	109	140	.779	154	233	387	39	194	1	29	91	22	629	9.7
2000-01	35	4	542	88	224	.393	37	54	.685	50	89	139	14	73	0	12	25	8	213	6.1
2001-02	4	0	36	1	8	.125	1	2	.500	3	3	6	0	2	0	0	2	2	3	0.8
TOTALS	**154**	**64**	**3524**	**615**	**1376**	**.447**	**288**	**373**	**.772**	**344**	**550**	**894**	**111**	**426**	**3**	**80**	**219**	**72**	**1519**	**9.9**

3-PT. FG: 1998-99, 1-5 (.200); 1999-00, 0-4 (.000); 2000-01, 0-2 (.000); TOTALS, 1-11 (.091)

PLAYOFFS

	G	GS	MIN	FG	FGA	PCT	FT	FTA	PCT	OFF	DEF	TOT	A	PF	D	ST	TO	BS	PTS	AVG
98-99	8	8	239	42	96	.438	24	29	.828	23	38	61	6	29	0	9	13	6	108	13.5
99-00	8	0	128	25	50	.500	20	25	.800	17	23	40	2	23	0	5	5	2	70	8.8
00-01	12	0	100	17	29	.586	4	4	1.000	10	8	18	7	30	2	2	5	0	38	3.2
TOTALS	**28**	**8**	**467**	**84**	**175**	**.480**	**48**	**58**	**.828**	**50**	**69**	**119**	**15**	**82**	**2**	**16**	**23**	**8**	**216**	**7.7**

3-PT. FG: 1998-99, 0-1 (.000); 1999-00, 0-0 (---); 2000-01, 0-0 (---); TOTALS, 0-1 (.000)

GILLIAM, ARMEN

Nevada Las Vegas — #35 — HT: 6-9 — WT: 250
Birthdate: May 28, 1964 — Drafted: 1987, 1st round (2nd overall) by Phoenix

	G	GS	MIN	FG	FGA	PCT	FT	FTA	PCT	OFF	DEF	TOT	A	PF	D	ST	TO	BS	PTS	AVG
1990-91	50	50	1695	292	621	.470	164	201	.816	134	230	364	78	120	1	35	110	32	748	15.0
1991-92	81	81	2771	512	1001	.511	343	425	.807	234	426	660	118	176	1	51	166	85	1367	16.9
1992-93	80	26	1742	359	774	.464	274	325	.843	136	336	472	116	123	0	37	157	54	992	12.4
TOTALS	**211**	**157**	**6208**	**1163**	**2396**	**.485**	**781**	**951**	**.821**	**504**	**992**	**1496**	**312**	**419**	**2**	**123**	**433**	**171**	**3107**	**14.7**

3-PT. FG: 1990-91, 0-2 (.000); 1991-92, 0-2 (.000); 1992-93, 0-1 (.000); TOTALS, 0-5 (.000)

PLAYOFFS

	G	GS	MIN	FG	FGA	PCT	FT	FTA	PCT	OFF	DEF	TOT	A	PF	D	ST	TO	BS	PTS	AVG
1990-91	8	8	287	48	104	48.200	39	46	84.800	14	38	52	10	16	0	5	15	6	135	16.9

GIRICEK, GORDAN

Croatia — #11 — HT: 6-6 — WT: 220
Birthdate: June 20, 1977 — Drafted: 1999, 2nd round (40th overall) by Dallas

	G	GS	MIN	FG	FGA	PCT	FT	FTA	PCT	OFF	DEF	TOT	A	PF	D	ST	TO	BS	PTS	AVG
2007-08	12	0	110	5	15	.333	6	8	.750	1	13	14	11	9	0	3	8	1	37	3.1

3-PT. FG: 2007-08, 13-41 (.317)

GMINSKI, MIKE

Duke — #42 — HT: 6-11 — WT: 255
Birthdate: Aug. 3, 1959 — Drafted: 1980, 1st round (7th overall) by New Jersey

	G	GS	MIN	FG	FGA	PCT	FT	FTA	PCT	OFF	DEF	TOT	A	PF	D	ST	TO	BS	PTS	AVG
1987-88	47	47	1767	290	652	.445	212	226	.938	163	331	494	84	98	0	36	94	85	792	16.9
1988-89	82	82	2739	556	1166	.477	297	341	.871	213	556	769	138	142	0	46	129	106	1409	17.2
1989-90	81	81	2659	458	1002	.457	193	235	.821	196	491	687	128	136	0	43	98	102	1112	13.7
1990-91	30	29	791	109	284	.384	53	63	.841	71	130	201	33	41	0	16	31	34	272	9.1
TOTALS	**240**	**239**	**7956**	**1413**	**3104**	**.455**	**755**	**865**	**.873**	**643**	**1508**	**2151**	**383**	**417**	**0**	**141**	**352**	**327**	**3585**	**14.9**

3-PT. FG: 1988-89, 0-6 (.000); 1989-90, 3-17 (.176); 1990-91, 1-8 (.125); TOTALS, 4-31 (.129)

PLAYOFFS

	G	GS	MIN	FG	FGA	PCT	FT	FTA	PCT	OFF	DEF	TOT	A	PF	D	ST	TO	BS	PTS	AVG
1988-89	3	—	118	19	48	.396	11	16	.688	6	17	23	2	8	0	0	2	8	49	16.3
1989-90	10	—	342	57	117	.487	14	15	.933	8	46	54	11	27	0	8	17	23	128	12.8
TOTALS	**13**	**—**	**460**	**76**	**165**	**.461**	**25**	**31**	**.806**	**14**	**63**	**77**	**13**	**35**	**0**	**8**	**19**	**31**	**177**	**13.6**

3-PT. FG: 1989-90, 0-5 (.000)

GOVEDARICA, BATO

DePaul — HT: 5-11 — WT: 185
Birthdate: April 17, 1928 — Drafted: 1951, by Syracuse

	G	GS	MIN	FG	FGA	PCT	FT	FTA	PCT	OFF	DEF	TOT	A	PF	D	ST	TO	BS	PTS	AVG
1953-54	23	—	258	25	79	.316	25	37	.676	—	—	18	24	44	1	—	—	—	75	3.3

GRABOSKI, JOE

None — HT: 6-8 — WT: 230
Birthdate: Jan. 15, 1930 — Drafted: N/A

	G	GS	MIN	FG	FGA	PCT	FT	FTA	PCT	OFF	DEF	TOT	A	PF	D	ST	TO	BS	PTS	AVG
1961-62*	38	—	468	77	221	.348	39	65	.600	—	—	154	28	62	0	—	—	—	193	5.1

PLAYOFFS

	G	GS	MIN	FG	FGA	PCT	FT	FTA	PCT	OFF	DEF	TOT	A	PF	D	ST	TO	BS	PTS	AVG
1961-62	4	—	24	1	7	.143	1	1	1.000	—	—	4	0	3	0	—	—	—	3	0.8

GRAHAM, GREG

Indiana — #20 — HT: 6-4 — WT: 174
Birthdate: Nov. 26, 1970 — Drafted: 1993, 1st round (17th overall) by Charlotte

	G	GS	MIN	FG	FGA	PCT	FT	FTA	PCT	OFF	DEF	TOT	A	PF	D	ST	TO	BS	PTS	AVG
1993-94	70	6	889	122	305	.400	92	110	.836	21	65	86	66	54	0	61	65	4	338	4.8
1994-95	50	7	775	95	223	.426	55	73	.753	19	43	62	66	76	0	29	48	6	251	5.0
1995-96	8	3	128	17	32	.531	15	17	.882	5	10	15	11	16	0	5	17	0	56	7.0
TOTALS	**128**	**16**	**1792**	**234**	**560**	**.418**	**162**	**200**	**.810**	**45**	**118**	**163**	**143**	**146**	**0**	**95**	**130**	**10**	**645**	**5.0**

3-PT. FG: 1993-94, 2-25 (.080); 1994-95, 6-28 (.214); 1995-96, 7-14 (.500); TOTALS, 15-67 (.224)

GRANT, GREG

Trenton State — #3 — HT: 5-7 — WT: 140
Birthdate: Aug. 29, 1966 — Drafted: 1989, 2nd round (52nd overall) by Phoenix

	G	GS	MIN	FG	FGA	PCT	FT	FTA	PCT	OFF	DEF	TOT	A	PF	D	ST	TO	BS	PTS	AVG
1991-92	55	0	834	99	217	.456	19	22	.864	13	52	65	199	73	0	37	41	2	224	4.1
1992-93	72	0	996	77	220	.350	20	31	.645	24	43	67	206	73	0	43	54	1	194	2.7
1995-96	11	2	280	18	48	.375	5	6	.833	3	18	21	60	28	0	12	15	2	45	4.1
TOTALS	**138**	**2**	**2110**	**194**	**485**	**.400**	**44**	**59**	**.746**	**40**	**113**	**153**	**465**	**174**	**0**	**92**	**110**	**5**	**463**	**3.4**

3-PT. FG: 1991-92, 7-18 (.389); 1992-93, 20-68 (.294); 1995-96, 4-18 (.222); TOTALS, 31-104 (.298)

GRANT, HARVEY

Oklahoma — #44 — HT: 6-7 — WT: 225
Birthdate: July 4, 1965 — Drafted: 1988, 1st round (12th overall) by Washington

	G	GS	MIN	FG	FGA	PCT	FT	FTA	PCT	OFF	DEF	TOT	A	PF	D	ST	TO	BS	PTS	AVG
1998-99	47	10	798	62	168	.369	21	29	.724	36	74	110	23	73	1	20	21	16	146	3.1

3-PT. FG: 1998-99, 1-6 (.167)

PLAYOFFS

	G	GS	MIN	FG	FGA	PCT	FT	FTA	PCT	OFF	DEF	TOT	A	PF	D	ST	TO	BS	PTS	AVG
1998-99	4	0	29	1	1	1.000	0	0	---	1	3	4	0	1		0	0	1	2	0.5

GRAYER, JEFF

Iowa State — #14 — HT: 6-5 — WT: 215
Birthdate: Dec. 17, 1965 — Drafted: 1988, 1st round (13th overall) by Milwaukee

	G	GS	MIN	FG	FGA	PCT	FT	FTA	PCT	OFF	DEF	TOT	A	PF	D	ST	TO	BS	PTS	AVG
1994-95	47	25	1098	163	381	.428	58	83	.699	58	91	149	74	80	1	27	56	4	389	8.3

3-PT. FG: 1994-95, 5-15 (.333)

GREEN, JOHN

Michigan State — #12 — HT: 6-5 — WT: 200
Birthdate: Dec. 8, 1933 — Drafted: 1959, 1st round (5th overall) by New York

	G	GS	MIN	FG	FGA	PCT	FT	FTA	PCT	OFF	DEF	TOT	A	PF	D	ST	TO	BS	PTS	AVG
1967-68	35	—	367	69	150	.460	39	83	.470	—	—	122	21	51	0	—	—	—	177	5.1
1968-69	74	—	795	146	282	.518	57	125	.456	—	—	330	47	110	1	—	—	—	349	4.7
TOTALS	**109**	**—**	**1162**	**215**	**432**	**.498**	**96**	**208**	**.462**	**—**	**—**	**452**	**68**	**161**	**1**	**—**	**—**	**—**	**526**	**4.8**

PLAYOFFS

	G	GS	MIN	FG	FGA	PCT	FT	FTA	PCT	OFF	DEF	TOT	A	PF	D	ST	TO	BS	PTS	AVG
1967-68	12	—	219	38	65	.585	20	43	.465	—	—	66	8	19	0	—	—	—	96	8.0
1968-69	5	—	44	9	16	.563	5	9	.556	—	—	14	1	12	1	—	—	—	23	4.6
TOTALS	**17**	**—**	**263**	**47**	**81**	**.580**	**25**	**52**	**.481**	**—**	**—**	**80**	**9**	**31**	**1**	**—**	**—**	**—**	**119**	**7.0**

GREEN, KENNY

Wake Forest — #25 — HT: 6-7 — WT: 215
Birthdate: Oct. 11, 1964 — Drafted: 1985, 1st round (12th overall) by Washington

	G	GS	MIN	FG	FGA	PCT	FT	FTA	PCT	OFF	DEF	TOT	A	PF	D	ST	TO	BS	PTS	AVG
1985-86	21	0	232	39	91	.429	14	23	.609	10	25	35	6	27	0	1	18	2	92	4.4
1986-87	19	0	172	25	70	.357	14	19	.737	6	22	28	7	8	0	4	15	2	64	3.4
TOTALS	**40**	**0**	**404**	**64**	**161**	**.398**	**28**	**42**	**.667**	**16**	**47**	**63**	**13**	**35**	**0**	**5**	**33**	**4**	**156**	**3.9**

GREEN, LUTHER

Long Island University — #25 — HT: 6-7 — WT: 190
Birthdate: Nov. 13, 1946 — Drafted: Undrafted

	G	GS	MIN	FG	FGA	PCT	FT	FTA	PCT	OFF	DEF	TOT	A	PF	D	ST	TO	BS	PTS	AVG
1972-73	5	0	32	0	11	.000	3	9	.333	—	—	3	0	3	0	—	—	—	3	0.6

GREEN, RICKEY

Michigan — #14 — HT: 6-11⁄2 — WT: 170
Birthdate: Aug. 18, 1954 — Drafted: 1977, 1st round (16th overall) by Golden St.

	G	GS	MIN	FG	FGA	PCT	FT	FTA	PCT	OFF	DEF	TOT	A	PF	D	ST	TO	BS	PTS	AVG
1990-91	79	75	2248	334	722	.463	117	141	.830	33	104	137	413	130	0	57	108	6	793	10.0

3-PT FG: 1990-91, 8-36 (.222)

PLAYOFFS

	G	GS	MIN	FG	FGA	PCT	FT	FTA	PCT	OFF	DEF	TOT	A	PF	D	ST	TO	BS	PTS	AVG
1990-91	8	8	199	24	55	.436	8	9	.889	1	8	9	22	9	0	7	13	0	59	7.4

3PT FG: 1990-91, 3-4 (.750)

GREEN, SEAN

Iona — #7 — HT: 6-5 — WT: 210
Birthdate: Feb. 2, 1970 — Drafted:1991, 2nd round (41st overall) by Indiana

	G	GS	MIN	FG	FGA	PCT	FT	FTA	PCT	OFF	DEF	TOT	A	PF	D	ST	TO	BS	PTS	AVG
1993-94	35	0	332	63	182	.346	13	18	.722	10	24	34	16	21	0	18	27	6	149	4.3

3 PT. FG: 1993-94, 10-41 (.244)

GREEN, WILLIE

Detroit-Mercy | #33 | HT: 6-4 | WT: 200
Birthdate: July 28, 1981 | Drafted: 2003, 2nd round (41st overall) by Seattle

	G	GS	MIN	FG	FGA	PCT	FT	FTA	PCT	OFF	DEF	TOT	A	PF	D	ST	TO	BS	PTS	AVG
2003-04	53	0	767	143	357	.401	59	81	.728	16	49	65	53	83	0	26	59	5	364	6.9
2004-05	57	21	1066	155	423	.366	97	125	.776	22	111	133	100	121	0	34	75	6	437	7.7
2005-06	10	2	153	28	66	.424	4	5	.800	1	14	15	5	13	0	2	12	0	70	7.0
2006-07	74	36	1842	357	868	.411	74	111	.667	42	116	158	112	144	1	56	106	4	839	11.3
2007-08	74	74	1970	379	870	.436	112	148	.757	32	150	182	151	119	0	54	109	22	921	12.4
2008-09	81	60	1828	286	658	.435	62	85	.729	29	97	126	158	154	0	53	64	13	685	8.5
2009-10	73	18	1553	248	543	.457	95	114	.833	20	109	129	152	135	0	32	67	11	638	8.7
TOTALS	**422**	**211**	**9180**	**1596**	**3785**	**.422**	**503**	**669**	**.752**	**162**	**646**	**808**	**731**	**769**	**1**	**257**	**492**	**61**	**3954**	**9.4**

3-PT FG: 2003-04, 19-61 (.311); 2004-05, 30-105 (.286); 2005-06, 10-19 (.526); 2006-07, 51-157 (.325); 2007-08, 51-179 (.285); 2008-09, 51-161 (.317), 2009-10, 47-136 (.346); TOTALS, 259-818 (.317)

PLAYOFFS	G	GS	MIN	FG	FGA	PCT	FT	FTA	PCT	OFF	DEF	TOT	A	PF	D	ST	TO	BS	PTS	AVG
2004-05	5	0	63	8	18	.444	9	10	.900	3	6	9	3	5	0	1	2	0	27	5.4
2007-08	6	6	142	22	51	.431	9	14	.643	2	6	8	12	19	1	5	9	4	54	9.0
2008-09	6	6	148	21	51	.412	1	3	.333	0	6	6	7	13	0	0	5	1	47	7.8
TOTALS	**17**	**12**	**353**	**51**	**120**	**.425**	**19**	**27**	**.704**	**5**	**18**	**23**	**22**	**37**	**1**	**6**	**16**	**25**	**128**	**7.5**

3-PT FG: 2004-05, 2-9 (.222); 2007-08, 1-5 (.200); 2008-09, 4-11 (.364); TOTALS, 7-25 (.280)

GREENSPAN, JERRY

Maryland | #22 | HT: 6-5 | WT: 195
Birthdate: Nov. 22, 1941 | Drafted: 1963, 3rd round (24th overall) by Syracuse

	G	GS	MIN	FG	FGA	PCT	FT	FTA	PCT	OFF	DEF	TOT	A	PF	D	ST	TO	BS	PTS	AVG
1963-64	20	—	280	32	90	.356	34	50	.680	—	—	72	11	54	0	—	—	—	98	4.9
1964-65	5	—	49	8	13	.615	8	8	1.000	—	—	11	0	12	0	—	—	—	24	4.8
TOTALS	**25**	**—**	**329**	**40**	**103**	**.388**	**42**	**58**	**.724**	**—**	**—**	**83**	**11**	**66**	**0**	**—**	**—**	**—**	**122**	**4.9**

GREER, HAL

Marshall | #15 | HT: 6-2 | WT: 175
Birthdate: June 26, 1936 | Drafted: 1958, 2nd round (14th overall) by Syracuse

	G	GS	MIN	FG	FGA	PCT	FT	FTA	PCT	OFF	DEF	TOT	A	PF	D	ST	TO	BS	PTS	AVG
1958-59	68	—	1625	308	679	.454	137	176	.778	—	—	196	101	189	1	—	—	—	753	11.1
1959-60	70	—	1979	388	815	.476	148	189	.783	—	—	303	188	208	4	—	—	—	924	13.2
1960-61	79	—	2763	623	1381	.451	305	394	.774	—	—	455	302	242	0	—	—	—	1551	19.6
1961-62	71	—	2705	644	1442	.447	331	404	.819	—	—	524	313	252	2	—	—	—	1619	22.8
1962-63	80	—	2631	600	1293	.464	362	434	.834	—	—	457	275	286	4	—	—	—	1562	19.5
1963-64	80	—	3157	715	1611	.444	435	525	.829	—	—	484	374	291	6	—	—	—	1865	23.3
1964-65	70	—	2600	539	1245	.433	335	413	.811	—	—	355	313	254	7	—	—	—	1413	20.2
1965-66	80	—	3326	703	1580	.445	413	514	.804	—	—	473	384	315	6	—	—	—	1819	22.7
1966-67	80	—	3086	699	1524	.459	367	466	.788	—	—	422	303	302	5	—	—	—	1765	22.1
1967-68	82	—	3263	777	1626	.478	422	549	.769	—	—	444	372	289	6	—	—	—	1976	24.1
1968-69	82	—	3311	732	1595	.459	432	543	.796	—	—	435	414	294	8	—	—	—	1896	23.1
1969-70	80	—	3024	705	1551	.455	352	432	.815	—	—	376	405	300	8	—	—	—	1762	22.0
1970-71	81	69	3060	591	1371	.431	326	405	.805	—	—	364	369	289	4	—	—	—	1508	18.6
1971-72	81	53	2410	389	866	.449	181	234	.774	—	—	271	316	268	10	—	—	—	959	11.8
1972-73	38	17	848	91	232	.392	32	39	.821	—	—	106	111	76	1	—	—	—	214	5.6
TOTALS	**1122**	**139**	**39788**	**8504**	**18811**	**.452**	**4578**	**5717**	**.801**	**—**	**—**	**5665**	**4540**	**3855**	**72**	**—**	**—**	**—**	**21586**	**19.2**

PLAYOFFS

	G	GS	MIN	FG	FGA	PCT	FT	FTA	PCT	OFF	DEF	TOT	A	PF	D	ST	TO	BS	PTS	AVG
1958-59	9	—	277	39	93	.419	26	32	.813	—	—	47	20	35	2	—	—	—	104	11.6
1959-60	3	—	84	22	43	.512	3	4	.750	—	—	14	10	5	0	—	—	—	47	15.7
1960-61	8	—	232	41	106	.387	33	40	.825	—	—	33	19	32	1	—	—	—	115	14.4
1961-62	1	—	5	0	0	---	0	0	---	—	—	0	0	1	0	—	—	—	0	0.0
1962-63	5	—	214	44	87	.506	29	35	.829	—	—	27	21	21	1	—	—	—	117	23.4
1963-64	5	—	211	37	95	.389	33	39	.846	—	—	28	30	19	1	—	—	—	107	21.4
1964-65	11	—	505	101	222	.455	69	87	.793	—	—	81	55	45	2	—	—	—	271	24.6
1965-66	5	—	226	32	91	.352	18	23	.783	—	—	36	21	21	0	—	—	—	82	16.4
1966-67	15	—	688	161	375	.429	94	118	.797	—	—	88	79	55	1	—	—	—	416	27.7
1967-68	13	—	553	120	278	.432	95	111	.856	—	—	79	55	49	1	—	—	—	335	25.8
1968-69	5	—	204	26	81	.321	28	36	.778	—	—	30	23	23	0	—	—	—	80	16.0
1969-70	5	—	178	33	74	.446	11	13	.846	—	—	17	27	16	0	—	—	—	77	15.4
1970-71	7	—	265	49	112	.438	27	36	.750	—	—	25	33	35	4	—	—	—	125	17.9
TOTALS	**92**	**—**	**3642**	**705**	**1657**	**.425**	**466**	**574**	**.812**	**—**	**—**	**505**	**393**	**357**	**13**	**—**	**—**	**—**	**1876**	**20.4**

ALL-STAR GAME

	G	GS	MIN	FG	FGA	PCT	FT	FTA	PCT	OFF	DEF	TOT	A	PF	D	ST	TO	BS	PTS	AVG
1961	1	0	18	7	11	.636	0	0	---	—	—	6	2	—	—	—	—	—	14	—
1962	1	0	24	3	14	.214	2	7	.286	—	—	10	9	—	—	—	—	—	8	—
1963	1	0	15	3	7	.429	0	0	.000	—	—	3	2	—	—	—	—	—	6	—
1964	1	1	20	5	10	.500	3	4	.750	—	—	3	4	1	0	—	—	—	13	—
1965	1	0	21	5	11	.455	3	4	.750	—	—	4	1	2	0	—	—	—	13	—
1966	1	0	23	4	13	.308	1	1	1.000	—	—	5	1	4	0	—	—	—	9	—
1967	1	1	31	5	16	.313	7	8	.875	—	—	4	1	5	0	—	—	—	17	—
1968	1	0	17	8	8	1.000	5	7	.714	—	—	3	3	2	0	—	—	—	21	—
1969	1	0	17	0	1	.000	4	5	.800	—	—	3	2	2	0	—	—	—	4	—
1970	1	0	21	7	11	.636	1	1	1.000	—	—	4	3	4	0	—	—	—	15	—
TOTALS	**10**	**2**	**207**	**47**	**102**	**.461**	**26**	**37**	**.703**	**—**	**—**	**45**	**28**	**20**	**0**	**—**	**—**	**—**	**120**	**12.0**

GUOKAS, MATT

St. Joseph's | #14 | HT: 6-5 1/2 | WT: 185
Birthdate: Feb. 25, 1944 | Drafted: 1966, 1st round (9th overall) by 76ers

	G	GS	MIN	FG	FGA	PCT	FT	FTA	PCT	OFF	DEF	TOT	A	PF	D	ST	TO	BS	PTS	AVG
1966-67	69	—	808	79	203	.389	49	81	.605	—	—	83	105	82	0	—	—	—	207	3.0
1967-68	82	—	1612	190	393	.483	118	152	.776	—	—	185	191	172	0	—	—	—	498	6.1
1968-69	72	—	838	92	216	.426	54	81	.667	—	—	94	104	121	1	—	—	—	238	3.3
1969-70	80	—	1558	189	416	.454	106	149	.711	—	—	216	222	201	0	—	—	—	484	6.1
1970-71	1	—	5	0	0	---	0	0	---	—	—	1	0	0	0	—	—	—	0	0.0
TOTALS	**304**	**—**	**4821**	**550**	**1228**	**.448**	**327**	**463**	**.706**	**—**	**—**	**579**	**622**	**576**	**1**	**—**	**—**	**—**	**1427**	**4.7**

PLAYOFFS

	G	GS	MIN	FG	FGA	PCT	FT	FTA	PCT	OFF	DEF	TOT	A	PF	D	ST	TO	BS	PTS	AVG
1966-67	15	—	252	26	64	.406	13	17	.765	—	—	30	23	33	0	—	—	—	65	4.3
1967-68	13	—	327	30	79	.380	20	27	.741	—	—	43	30	39	0	—	—	—	80	6.2
1968-69	5	—	100	11	27	.407	4	5	.800	—	—	12	8	12	0	—	—	—	26	5.2
1970-71	2	—	23	6	8	.750	1	1	1.000	—	—	3	1	1	0	—	—	—	13	6.5
TOTALS	**35**	**—**	**702**	**73**	**178**	**.410**	**38**	**50**	**.760**	**—**	**—**	**88**	**62**	**85**	**0**	**—**	**—**	**—**	**184**	**5.3**

HALBROOK, SWEDE

Oregon State | HT: 7-3 | WT: 235
Birthdate: Jan. 30, 1933 | Drafted: N/A

	G	GS	MIN	FG	FGA	PCT	FT	FTA	PCT	OFF	DEF	TOT	A	PF	D	ST	TO	BS	PTS	AVG
1960-61	79	—	1131	155	463	.335	76	140	.543	—	—	550	31	262	9	—	—	—	386	4.9
1961-62	64	—	908	152	422	.360	96	151	.636	—	—	399	33	179	7	—	—	—	400	6.3
TOTALS	**143**	**—**	**2039**	**307**	**885**	**.347**	**172**	**291**	**.591**	**—**	**—**	**949**	**64**	**441**	**16**	**—**	**—**	**—**	**786**	**5.5**

PLAYOFFS

	G	GS	MIN	FG	FGA	PCT	FT	FTA	PCT	OFF	DEF	TOT	A	PF	D	ST	TO	BS	PTS	AVG
1960-61	8	—	176	24	78	.308	15	22	.682	—	—	85	12	25	1	—	—	—	63	7.9

HALIMON, SHALER

Utah State | #26 | HT: 6-6 | WT: 200
Birthdate: Mar. 30, 1945 | Drafted: 1968, 1st round (14th overall) by 76ers

	G	GS	MIN	FG	FGA	PCT	FT	FTA	PCT	OFF	DEF	TOT	A	PF	D	ST	TO	BS	PTS	AVG
1968-69	50	—	350	88	196	.449	10	32	.313	—	—	86	18	34	0	—	—	—	186	3.7

PLAYOFFS

	G	GS	MIN	FG	FGA	PCT	FT	FTA	PCT	OFF	DEF	TOT	A	PF	D	ST	TO	BS	PTS	AVG
1968-69	1	—	2	1	2	.500	0	0	---	—	—	0	0	0	0	—	—	—	2	2.0

HALLIBURTON, JEFF

Drake | #42 | HT: 6-5 | WT: 195
Birthdate: July 3, 1949 | Drafted: 1971, 3rd round (39th overall) by Atlanta

	G	GS	MIN	FG	FGA	PCT	FT	FTA	PCT	OFF	DEF	TOT	A	PF	D	ST	TO	BS	PTS	AVG
1972-73	31	0	549	122	280	.436	50	66	.758	—	—	82	68	78	1	—	—	—	294	9.5

HAMILTON, ZENDON

St. John's (N.Y.) | #42 | HT: 6-11 | WT: 240
Birthdate: April 29, 1975 | Drafted: Undrafted

	G	GS	MIN	FG	FGA	PCT	FT	FTA	PCT	OFF	DEF	TOT	A	PF	D	ST	TO	BS	PTS	AVG
2003-04	45	0	472	51	95	.537	67	96	.698	49	97	146	13	74	0	8	27	8	169	3.8
2005-06	1	0	3	0	1	.000	1	2	.500	0	0	0	0	1	0	1	0	0	1	1.0
TOTALS	**46**	**0**	**475**	**51**	**96**	**.531**	**68**	**98**	**.694**	**49**	**97**	**147**	**13**	**75**	**0**	**9**	**27**	**8**	**170**	**3.7**

HANNUM, ALEX

USC | HT: 6-7 | WT: 225
Birthdate: July 19, 1923 | Drafted: 1948, by Indianapolis

	G	GS	MIN	FG	FGA	PCT	FT	FTA	PCT	OFF	DEF	TOT	A	PF	D	ST	TO	BS	PTS	AVG
1949-50	64	—	—	177	488	.363	128	186	.688	—	—	—	129	264	—	—	—	—	482	7.5
1950-51	63	—	—	182	494	.368	107	197	.543	—	—	301	119	271	16	—	—	—	471	7.5
TOTALS	**127**	**—**	**—**	**359**	**982**	**.366**	**235**	**383**	**.614**	**—**	**—**	**301**	**248**	**535**	**16**	**—**	**—**	**—**	**953**	**7.5**

PLAYOFFS

	G	GS	MIN	FG	FGA	PCT	FT	FTA	PCT	OFF	DEF	TOT	A	PF	D	ST	TO	BS	PTS	AVG
1949-50	11	—	—	38	86	.442	17	34	.500	—	—	—	10	50	—	—	—	—	93	8.5
1950-51	7	—	—	17	39	.436	8	10	.800	—	—	47	17	37	3	—	—	—	42	6.0
TOTALS	**18**	**—**	**—**	**55**	**125**	**.440**	**25**	**44**	**.568**	**—**	**—**	**47**	**27**	**87**	**3**	**—**	**—**	**—**	**135**	**7.5**

HARMON, JEROME

Louisville | #40 | HT: 6-5 | WT: 206
Birthdate: Feb. 6, 1969 | Drafted: Undrafted

	G	GS	MIN	FG	FGA	PCT	FT	FTA	PCT	OFF	DEF	TOT	A	PF	D	ST	TO	BS	PTS	AVG
1994-95	10	0	158	21	53	.396	3	6	.500	9	14	23	12	12	0	9	7	0	46	4.6

3-PT. FG: 1994-95, 1-1 (1.000)

HARPRING, MATT

Georgia Tech | #23 | HT: 6-7 | WT: 231
Birthdate: Feb. 6, 1969 | Drafted: 1998, 1st round (15th overall) by Orlando

	G	GS	MIN	FG	FGA	PCT	FT	FTA	PCT	OFF	DEF	TOT	A	PF	D	ST	TO	BS	PTS	AVG
2001-02	81	81	2541	386	838	.461	165	222	.743	203	370	573	107	201	1	70	127	5	958	11.8

3-PT. FG: 2001-02, 21-69 (.304)

PLAYOFFS

	G	GS	MIN	FG	FGA	PCT	FT	FTA	PCT	OFF	DEF	TOT	A	PF	D	ST	TO	BS	PTS	AVG
2001-02	5	5	119	22	44	.500	7	9	.778	13	13	26	7	12	0	5	5	0	51	10.2

HARRIS, LUCIOUS

Long Beach State | #30 | HT: 6-5 | WT: 205
Birthdate: Dec. 18, 1970 | Drafted: 1993, 2nd round (28th overall) by Dallas

	G	GS	MIN	FG	FGA	PCT	FT	FTA	PCT	OFF	DEF	TOT	A	PF	D	ST	TO	BS	PTS	AVG
1996-97	54	3	813	112	294	.381	33	47	.702	27	44	71	50	45	0	24	39	0	217	3.6

3-PT. FG: 1996-97, 36-99 (.364)

HARRIS, TONY

New Orleans | #3 | HT: 6-3 | WT: 190
Birthdate: May 13, 1967 | Drafted: Undrafted

	G	GS	MIN	FG	FGA	PCT	FT	FTA	PCT	OFF	DEF	TOT	A	PF	D	ST	TO	BS	PTS	AVG
1990-91	6	0	41	4	16	.250	2	4	.500	0	1	1	0	5	0	1	3	0	10	1.7

3-PT. FG: 1990-91, 0-2 (.000)

HARRISON, BOB

Michigan | HT: 6-1 | WT: 190
Birthdate: Aug. 12, 1927 | Drafted: 1949, by Minneapolis

	G	GS	MIN	FG	FGA	PCT	FT	FTA	PCT	OFF	DEF	TOT	A	PF	D	ST	TO	BS	PTS	AVG
1956-57*	66	—	1810	243	629	.386	93	130	.715	—	—	156	161	220	5	—	—	—	579	8.8
1957-58	72	—	1799	210	604	.348	97	122	.795	—	—	166	169	200	1	—	—	—	517	7.2
TOTALS	**138**	**—**	**3609**	**453**	**1233**	**.367**	**190**	**252**	**.754**	**—**	**—**	**322**	**330**	**420**	**6**	**—**	**—**	**—**	**1096**	**7.9**

PLAYOFFS

	G	GS	MIN	FG	FGA	PCT	FT	FTA	PCT	OFF	DEF	TOT	A	PF	D	ST	TO	BS	PTS	AVG
1956-57	5	—	133	12	45	.267	8	9	.889	—	—	13	15	21	1	—	—	—	32	6.4
1957-58	3	—	43	4	16	.250	2	3	.667	—	—	7	5	6	0	—	—	—	10	3.3
TOTALS	**8**	**—**	**176**	**16**	**61**	**.262**	**10**	**12**	**.833**	**—**	**—**	**20**	**20**	**27**	**1**	**—**	**—**	**—**	**42**	**5.3**

HAWES, SPENCER

WASHINGTON | #00 | HT: 7-1 | WT: 245
Birthdate: Apr. 28, 1988 | Drafted: 2007, 1st round (10th overall) by Sacramento

	G	GS	MIN	FG	FGA	PCT	FT	FTA	PCT	OFF	DEF	TOT	A	PF	D	ST	TO	BS	PTS	AVG
2010-11	81	81	1718	264	568	.465	47	88	.534	129	336	465	121	201	2	29	97	71	584	7.2
2011-12	37	29	920	156	319	.489	40	55	.727	78	192	270	98	100	0	16	55	48	355	9.6
2012-13	82	40	2233	376	811	.464	122	157	.777	173	417	590	183	233	1	24	131	113	905	11.0
2013-14	53	53	1666	264	586	.451	79	101	.782	88	364	452	176	154	2	31	119	67	688	13.0
TOTALS	**253**	**203**	**6537**	**1060**	**2284**	**.464**	**288**	**401**	**.718**	**468**	**1309**	**1777**	**578**	**688**	**5**	**100**	**402**	**299**	**2532**	**10.0**

3-PT. FG: 2010-11, 9-37 (.243); 2011-12, 3-12 (.250); 2012-13, 31-87 (.356); 2013-14, 81-203 (.399); TOTALS, 124-339 (.366)

PLAYOFFS

	G	GS	MIN	FG	FGA	PCT	FT	FTA	PCT	OFF	DEF	TOT	A	PF	D	ST	TO	BS	PTS	AVG
2010-11	5	5	98	12	33	.364	2	4	.500	5	14	19	9	11	0	0	2	2	26	5.2
2011-12	13	12	332	50	108	.463	19	26	.731	18	68	86	21	32	0	4	22	11	121	9.3
TOTALS	**18**	**17**	**430**	**62**	**141**	**.440**	**21**	**30**	**.700**	**23**	**82**	**105**	**30**	**43**	**0**	**4**	**24**	**13**	**147**	**8.2**

3-PT. FG: 2010-11, 0-1 (.000); 2011-12, 2-5 (.400); TOTALS, 2-6 (.333)

HAWKINS, HERSEY

Bradley | #33 | HT: 6-3 | WT: 190
Birthdate: Sept. 29, 1966 | Drafted: 1988, 1st round (6th overall) by LA Clippers

	G	GS	MIN	FG	FGA	PCT	FT	FTA	PCT	OFF	DEF	TOT	A	PF	D	ST	TO	BS	PTS	AVG
1988-89	79	79	2577	442	971	.455	241	290	.831	51	174	225	239	184	0	120	158	37	1196	15.1
1989-90	82	82	2856	522	1136	.460	387	436	.888	85	219	304	261	217	2	130	185	28	1515	18.5
1990-91	80	80	3110	590	1251	.472	479	550	.871	48	262	310	299	182	0	178	213	39	1767	22.1
1991-92	81	81	3013	521	1127	.462	403	461	.874	53	218	271	248	174	0	157	189	43	1536	19.0
1992-93	81	81	2977	551	1172	.470	419	487	.860	91	255	346	317	189	0	137	180	30	1643	20.3
TOTALS	**403**	**403**	**14533**	**2626**	**5657**	**.464**	**1929**	**2224**	**.867**	**328**	**1128**	**1456**	**1364**	**946**	**2**	**722**	**925**	**177**	**7657**	**19.0**

3-PT. FG: 1988-89, 71-166 (.428); 1989-90, 84-200 (.420); 1990-91, 108-270 (.400); 1991-92, 91-229 (.397); 1992-93, 122-307 (.397); TOTALS, 416-1172 (.406)

PLAYOFFS

	G	GS	MIN	FG	FGA	PCT	FT	FTA	PCT	OFF	DEF	TOT	A	PF	D	ST	TO	BS	PTS	AVG
1988-89	3	3	72	3	24	.125	2	2	1.000	1	4	5	4	6	0	3	3	1	8	2.7
1989-90	10	10	415	81	163	.497	59	63	.937	8	23	31	36	25	0	12	31	7	235	23.5
1990-91	8	8	329	47	101	.465	59	63	.937	8	38	46	27	29	1	20	16	10	167	20.9
TOTALS	**21**	**21**	**816**	**131**	**288**	**.455**	**120**	**128**	**.938**	**17**	**65**	**82**	**67**	**60**	**1**	**35**	**50**	**18**	**410**	**19.5**

3-PT. FG: 1988-89, 0-5 (.000); 1989-90, 14-36 (.389); 1990-91, 14-26 (.538); TOTALS, 28-67 (.418)

ALL-STAR GAME

	G	GS	MIN	FG	FGA	PCT	FT	FTA	PCT	OFF	DEF	TOT	A	PF	D	ST	TO	BS	PTS
1991	1	0	14	3	5	.600	0	0	---	0	0	0	1	1	0	0	1	0	6

3-PT. FG: 1991, 0-1 (.000)

HAYES, STEVE

Idaho State | #31 | HT: 7-0 | WT: 205
Birthdate: Aug. 2, 1955 | Drafted: 1977, 4th round (76th overall) by New York

	G	GS	MIN	FG	FGA	PCT	FT	FTA	PCT	OFF	DEF	TOT	A	PF	D	ST	TO	BS	PTS	AVG
1984-85	11	0	101	10	18	.556	2	4	.500	11	23	34	1	19	0	1	2	4	22	2.0

HENDERSON, ALAN

Indiana | #44 | HT: 6-9 | WT: 240
Birthdate: Dec. 2, 1972 | Drafted: 1995, 1st round, (16th overall) by Atlanta

	G	GS	MIN	FG	FGA	PCT	FT	FTA	PCT	OFF	DEF	TOT	A	PF	D	ST	TO	BS	PTS	AVG
2006-07	38	5	418	43	67	.642	33	47	.702	48	59	107	10	62	1	9	12	12	119	3.1

HENDERSON, DAVID

Duke | #3 | HT: 6-5 | WT: 195
Birthdate: July 21, 1964 | Drafted: 1986, 3rd round (58th overall) by Washington

	G	GS	MIN	FG	FGA	PCT	FT	FTA	PCT	OFF	DEF	TOT	A	PF	D	ST	TO	BS	PTS	AVG
1987-88	22	1	351	47	116	.405	32	47	.681	11	24	35	34	41	0	12	40	5	126	5.7

3-PT.FG: 1987-88, 0-1 (.000)

HENDERSON, GERALD

Virginia Commonwealth | #12 | HT: 6-2 | WT: 195
Birthdate: Jan 16, 1956 | Drafted: 1978, 3rd round (64th overall) by San Antonio

	G	GS	MIN	FG	FGA	PCT	FT	FTA	PCT	OFF	DEF	TOT	A	PF	D	ST	TO	BS	PTS	AVG
1987-88	69	3	1436	189	439	.431	136	168	.810	26	71	97	218	173	0	67	125	5	581	8.4
1988-89	65	0	986	144	348	.414	104	127	.819	17	51	68	140	121	1	42	73	3	425	6.5
TOTALS	**134**	**3**	**2422**	**333**	**787**	**.423**	**240**	**295**	**.814**	**43**	**122**	**165**	**358**	**294**	**1**	**109**	**198**	**8**	**1006**	**7.5**

3-PT. FG: 1987-88, 67-159 (.421); 1988-89, 33-107 (.308); TOTALS, 100-266 (.376)

PLAYOFFS

	G	GS	MIN	FG	FGA	PCT	FT	FTA	PCT	OFF	DEF	TOT	A	PF	D	ST	TO	BS	PTS	AVG
1988-89	3	—	69	10	25	.400	2	6	.333	3	4	7	5	10	0	2	5	0	24	8.0

3-PT. FG: 1987-88, 2-7 (.286)

HENDRICKSON, MARK

Washington State | #14 | HT: 6-9 | WT: 220
Birthdate: June 23, 1974 | Drafted: 1996, 2nd round (31st overall) by 76ers

	G	GS	MIN	FG	FGA	PCT	FT	FTA	PCT	OFF	DEF	TOT	A	PF	D	ST	TO	BS	PTS	AVG
1996-97	29	1	301	32	77	.416	18	26	.692	35	57	92	3	32	1	10	14	4	85	2.9

3-PT. FG: 1996-97, 3-12 (.250)

HENNESSY, LARRY

Villanova | HT: 6-3 | WT: 185
Birthdate: May 20, 1929 | Drafted: Undrafted

	G	GS	MIN	FG	FGA	PCT	FT	FTA	PCT	OFF	DEF	TOT	A	PF	D	ST	TO	BS	PTS	AVG
1956-57	21	—	373	56	175	.320	23	32	.719	—	—	45	27	28	0	—	—	—	135	6.4

HENRY, AL

Wisconsin | #26 | HT: 6-9 | WT: 190
Birthdate: Feb. 9, 1949 | Drafted: 1970, 1st round (12th overall) by 76ers

	G	GS	MIN	FG	FGA	PCT	FT	FTA	PCT	OFF	DEF	TOT	A	PF	D	ST	TO	BS	PTS	AVG
1970-71	6	—	26	1	6	.167	5	7	.714	—	—	11	0	1	0	—	—	—	7	1.2
1971-72	43	1	421	68	156	.436	51	73	.699	—	—	137	8	42	0	—	—	—	187	4.3
TOTALS	**49**	**1**	**447**	**69**	**162**	**.426**	**56**	**80**	**.700**	**—**	**—**	**148**	**8**	**43**	**0**	**—**	**—**	**—**	**194**	**4.0**

HETZEL, FRED

Davidson | #20 | HT: 6-8 | WT: 230
Birthdate: July 21, 1942 | Drafted: 1965, 1st round (1st overall) by San Francisco

	G	GS	MIN	FG	FGA	PCT	FT	FTA	PCT	OFF	DEF	TOT	A	PF	D	ST	TO	BS	PTS	AVG
1969-70	63	—	757	156	323	.483	71	85	.835	—	—	207	44	110	3	—	—	—	383	6.1

FRED HETZEL PLAYOFFS

	G	GS	MIN	FG	FGA	PCT	FT	FTA	PCT	OFF	DEF	TOT	A	PF	D	ST	TO	BS	PTS	AVG
1969-70	5	—	75	13	25	.520	9	11	.818	—	—	18	3	10	0	—	—	—	95	7.0

HEYMAN, ART

Duke | #35 | HT: 6-5 | WT: 205
Birthdate: June 24, 1941 | Drafted: 1963, 1st round (1st overall) by New York

	G	GS	MIN	FG	FGA	PCT	FT	FTA	PCT	OFF	DEF	TOT	A	PF	D	ST	TO	BS	PTS	AVG
1965-66	6	—	20	3	9	.333	4	5	.800	—	—	4	4	4	0	—	—	—	10	1.7

HIGGINS, SEAN

Michigan | #9 | HT: 6-9 | WT: 215
Birthdate: Dec. 30, 1968 | Drafted: 1990, 2nd round (54th overall) by San Antonio

	G	GS	MIN	FG	FGA	PCT	FT	FTA	PCT	OFF	DEF	TOT	A	PF	D	ST	TO	BS	PTS	AVG
1995-96	44	4	916	134	323	.415	35	37	.946	20	72	92	55	90	1	24	49	11	351	8.0

3-PT. FG: 1995-96, 48-129 (.372)

HILL, TYRONE

Xavier | #40 | HT: 6-9 | WT: 250
Birthdate: Mar. 19, 1968
Drafted: 1990, 1st round (11th overall) by Golden State

	G	GS	MIN	FG	FGA	PCT	FT	FTA	PCT	OFF	DEF	TOT	A	PF	D	ST	TO	BS	PTS	AVG
1998-99	21	6	587	72	150	.480	35	69	.507	64	89	153	18	77	2	16	35	8	179	8.5
1999-00	68	65	2155	318	656	.485	179	259	.691	220	405	625	52	243	3	64	124	27	815	12.0
2000-01	76	75	2363	278	587	.474	172	273	.630	239	448	687	48	242	2	37	127	27	728	9.6
2002-03	24	18	496	44	109	.404	21	35	.600	56	68	124	9	68	0	15	16	7	109	4.5
TOTALS	**189**	**164**	**5601**	**712**	**1502**	**.474**	**407**	**636**	**.640**	**579**	**1010**	**1589**	**127**	**630**	**7**	**132**	**302**	**69**	**1831**	**9.7**

3-PT. FG: 1998-99, 0-0 (.000); 1999-00, 0-1 (.000); 2000-01, 0-1 (.000); 2002-03, 0-0 (.000); TOTALS, 0-2 (.000)

TYRONE HILL PLAYOFFS

	G	GS	MIN	FG	FGA	PCT	FT	FTA	PCT	OFF	DEF	TOT	A	PF	D	ST	TO	BS	PTS	AVG
1998-99	8	1	196	19	39	.487	7	19	.368	19	40	59	0	33	1	3	6	2	45	5.6
1999-00	10	10	352	46	100	.460	31	44	.705	36	61	97	9	38	0	9	12	1	123	12.3
2000-01	23	23	742	65	159	.409	36	53	.679	54	114	168	10	80	0	13	26	12	166	7.2
2002-03	10	0	141	12	19	.632	4	4	1.000	12	16	28	2	29	0	1	6	1	28	2.8
TOTALS	**51**	**34**	**1431**	**142**	**317**	**.448**	**78**	**120**	**.650**	**121**	**231**	**352**	**21**	**180**	**1**	**26**	**50**	**16**	**362**	**7.1**

3-PT. FG: 1999-00, 0-1 (.000); 2000-01, 0-1 (.000); TOTALS, 0-2 (.000)

HINSON, ROY

Rutgers | #23 | HT: 6-9 | WT: 215
Birthdate: May 2, 1961
Drafted: 1983, 1st round (20th overall) by Cleveland

	G	GS	MIN	FG	FGA	PCT	FT	FTA	PCT	OFF	DEF	TOT	A	PF	D	ST	TO	BS	PTS	AVG
1986-87	76	58	2489	393	823	.478	273	360	.758	150	338	488	60	281	4	45	148	161	1059	13.9
1987-88	29	10	845	123	272	.452	89	124	.718	53	116	169	27	90	3	24	63	68	335	11.6
TOTALS	**105**	**68**	**3334**	**516**	**1095**	**.471**	**362**	**484**	**.748**	**203**	**454**	**657**	**87**	**371**	**7**	**69**	**211**	**229**	**1394**	**13.3**

3-PT. FG: 1986-87, 0-1 (.000); 1987-88, 0-1 (.000); TOTALS, 0-2 (.000)

PLAYOFFS

	G	GS	MIN	FG	FGA	PCT	FT	FTA	PCT	OFF	DEF	TOT	A	PF	D	ST	TO	BS	PTS	AVG
1986-87	5	0	159	31	52	.596	24	38	.632	6	17	23	3	18	0	4	2	10	86	17.2

HOLIDAY, JRUE

UCLA | #11 | HT: 6-4 | WT: 205
Birthdate: June 12, 1990
Drafted: 2009, 1st round (17th overall) by Philadelphia

	G	GS	MIN	FG	FGA	PCT	FT	FTA	PCT	OFF	DEF	TOT	A	PF	D	ST	TO	BS	PTS	AVG
2009-10	73	51	1767	230	520	.442	65	86	.756	56	135	191	280	153	0	79	156	18	587	8.0
2010-11	82	82	2901	446	999	.446	172	209	.823	68	264	332	531	203	3	120	218	29	1145	14.0
2011-12	65	65	2196	360	834	.432	94	120	.783	57	155	212	290	137	2	103	135	18	879	13.5
2012-13	78	78	2926	555	1288	.431	182	242	.752	89	240	329	625	170	2	123	292	32	1383	17.7
TOTALS	**298**	**276**	**9789**	**1591**	**3641**	**.437**	**513**	**657**	**.781**	**270**	**794**	**1064**	**1726**	**663**	**7**	**425**	**801**	**97**	**3994**	**13.4**

3-PT. FG: 2009-10, 62-159 (.390); 2010-11, 81-222, (.365); 2011-12, 65-171 (.380); 2012-13, 91-247 (.368); TOTALS, 299-799 (.374)

PLAYOFFS	G	GS	MIN	FG	FGA	PCT	FT	FTA	PCT	OFF	DEF	TOT	A	PF	D	ST	TO	BS	PTS	AVG
2010-11	5	5	188	24	58	.414	112	15	.800	3	16	19	28	10	0	10	11	2	71	14.2
2011-12	13	13	494	74	179	.413	38	44	.864	17	44	61	67	24	0	20	26	8	206	15.8
TOTALS	**18**	**18**	**682**	**98**	**237**	**.414**	**50**	**59**	**.847**	**20**	**60**	**80**	**95**	**34**	**0**	**30**	**37**	**10**	**277**	**15.4**

3-PT. FG: 2010-11, 11-21 (.524); 2011-12, 20-49 (.408); 31-70 (.443)

HOLIDAY, JUSTIN

Washington | #14 | HT: 6-6 | WT: 185
Birthdate: April 5, 1989
Drafted: Undrafted

	G	GS	MIN	FG	FGA	PCT	FT	FTA	PCT	OFF	DEF	TOT	A	PF	D	ST	TO	BS	PTS	AVG
1965-66	9	0	142	16	48	.333	6	8	.750	0	14	14	15	7	0	3	9	6	42	4.7

3-PT. FG: 2012-13, 4-16 (.250)

HOLLINS, LIONEL

Arizona State | #9 | HT: 6-3 | WT: 185
Birthdate: Oct 19, 1953
Drafted: 1975, 1st round (6th overall) by Portland

	G	GS	MIN	FG	FGA	PCT	FT	FTA	PCT	OFF	DEF	TOT	A	PF	D	ST	TO	BS	PTS	AVG
1979-80	27	26	796	130	313	.415	67	87	.770	24	45	69	112	68	0	46	68	9	329	12.2
1980-81	82	13	2154	327	696	.470	125	171	.731	47	144	191	352	205	2	104	207	18	781	9.5
1981-82	81	81	2257	380	797	.477	132	188	.702	35	152	187	316	198	1	103	146	20	894	11.0
TOTALS	**190**	**120**	**5207**	**837**	**1806**	**.463**	**324**	**446**	**.726**	**106**	**341**	**447**	**780**	**471**	**3**	**253**	**421**	**47**	**2004**	**10.5**

3-PT. FG: 1979-80, 2-10 (.200); 1980-81, 2-15 (.133); 1981-82, 2-16 (.125); TOTALS, 6-41 (.146)

PLAYOFFS	G	GS	MIN	FG	FGA	PCT	FT	FTA	PCT	OFF	DEF	TOT	A	PF	D	ST	TO	BS	PTS	AVG
1979-80	18	—	618	97	233	.416	54	68	.794	17	54	71	113	49	0	27	46	3	248	13.8
1980-81	16	16	490	67	152	.441	29	37	.784	8	26	34	65	42	0	17	19	1	163	10.2
1981-82	8	2	114	15	49	.306	4	6	.667	1	8	9	25	11	0	9	13	1	34	4.3
TOTALS	**42**	**18**	**1222**	**179**	**434**	**.412**	**87**	**111**	**.784**	**26**	**88**	**114**	**203**	**102**	**0**	**53**	**78**	**5**	**445**	**10.6**

3-PT. FG: 1979-80, 0-10 (.000); 1980-81, 0-1 (.000); 1981-82, 0-1 (.000); TOTALS, 0-12 (.000)

HOLUP, JOE

George Washington | HT: 6-6 | WT: 215
Birthdate: Feb. 26, 1934
Drafted: 1956, by Syracuse

	G	GS	MIN	FG	FGA	PCT	FT	FTA	PCT	OFF	DEF	TOT	A	PF	D	ST	TO	BS	PTS	AVG
1956-57	71	—	1284	160	487	.329	204	253	.806	—	—	279	84	177	5	—	—	—	524	7.4
1957-58*	53	—	740	91	278	.327	71	94	.755	—	—	221	36	99	2	—	—	—	253	4.8
TOTALS	**124**	**—**	**2024**	**251**	**765**	**.328**	**275**	**347**	**.793**	**—**	**—**	**500**	**120**	**276**	**7**	**—**	**—**	**—**	**777**	**6.3**

PLAYOFFS

	G	GS	MIN	FG	FGA	PCT	FT	FTA	PCT	OFF	DEF	TOT	A	PF	D	ST	TO	BS	PTS	AVG
1956-57	5	—	88	6	28	.214	8	12	.667	—	—	20	1	3	0	—	—	—	20	4.0

HONEYCUTT, JERALD

Tulane | #25 | HT: 6-9 | WT: 254
Birthdate: Oct. 20, 1974
Drafted: 1997, 2nd round (39th overall) by Milwaukee

	G	GS	MIN	FG	FGA	PCT	FT	FTA	PCT	OFF	DEF	TOT	A	PF	D	ST	TO	BS	PTS	AVG
1998-99	13	0	90	7	27	.259	6	8	.750	3	8	11	3	10	0	4	8	2	25	1.9

3-PT. FG: 1998-99, 5-14 (.357)

PLAYOFFS

	G	GS	MIN	FG	FGA	PCT	FT	FTA	PCT	OFF	DEF	TOT	A	PF	D	ST	TO	BS	PTS	AVG
1998-99	6	0	12	1	5	.200	0	0	---	1	0	1	0	3	0	0	1	0	2	0.3

3-PT. FG: 1998-99, 0-3 (.000)

HOPKINS, BOB

Grambling State | HT: 6-8 | WT: 205
Birthdate: Nov. 3, 1934
Drafted: 1956, by Syracuse

	G	GS	MIN	FG	FGA	PCT	FT	FTA	PCT	OFF	DEF	TOT	A	PF	D	ST	TO	BS	PTS	AVG
1956-57	62	—	764	130	343	.379	94	126	.746	—	—	233	22	106	0	—	—	—	354	5.7
1957-58	69	—	1224	221	554	.399	123	161	.764	—	—	392	45	162	5	—	—	—	565	8.2
1958-59	67	—	1518	246	611	.403	176	234	.752	—	—	436	67	181	5	—	—	—	668	10.0
1959-60	75	—	1616	257	660	.389	136	174	.782	—	—	465	55	193	4	—	—	—	650	8.7
TOTALS	**273**	**—**	**5122**	**854**	**2168**	**.394**	**529**	**695**	**.761**	**—**	**—**	**1526**	**189**	**642**	**14**	**—**	**—**	**—**	**2237**	**8.2**

PLAYOFFS

	G	GS	MIN	FG	FGA	PCT	FT	FTA	PCT	OFF	DEF	TOT	A	PF	D	ST	TO	BS	PTS	AVG
1956-57	5	—	73	9	25	.360	10	15	.667	—	—	19	2	14	1	—	—	—	28	5.6
1957-58	3	—	39	4	16	.250	4	6	.667	—	—	14	0	7	0	—	—	—	12	4.0
1958-59	9	—	203	23	68	.338	28	34	.824	—	—	60	9	33	1	—	—	—	74	8.2
1959-60	1	—	19	2	8	.250	3	3	1.000	—	—	6	0	3	0	—	—	—	7	7.0
TOTALS	**18**	**—**	**334**	**38**	**117**	**.325**	**45**	**58**	**.776**	**—**	**—**	**99**	**11**	**57**	**2**	**—**	**—**	**—**	**121**	**6.7**

HOPPEN, DAVE

Nebraska | #40 | HT: 6-11 | WT: 235
Birthdate: Mar. 13, 1964
Drafted: 1987, 3rd round (65th overall) by Atlanta

	G	GS	MIN	FG	FGA	PCT	FT	FTA	PCT	OFF	DEF	TOT	A	PF	D	ST	TO	BS	PTS	AVG
1990-91	11	0	43	6	12	.500	8	12	.667	4	5	9	0	11	0	1	1	0	20	1.8
1991-92	11	0	40	2	7	.286	5	10	.500	1	9	10	2	6	0	0	3	0	9	0.8
TOTALS	**22**	**0**	**83**	**8**	**19**	**.421**	**13**	**22**	**.591**	**5**	**14**	**19**	**2**	**17**	**0**	**1**	**4**	**0**	**29**	**1.3**

3-PT. FG: 1990-91, 0-1 (.000); TOTALS, 0-1 (.000)

PLAYOFFS

	G	GS	MIN	FG	FGA	PCT	FT	FTA	PCT	OFF	DEF	TOT	A	PF	D	ST	TO	BS	PTS	AVG
1990-91	3	0	9	3	3	1.000	0	2	.000	0	3	3	0	1	0	0	0	0	6	2.0

3-PT. FG: 1987-88, 2-7 (.286)

HORNACEK, JEFF

Iowa State | #14 | HT: 6-4 | WT: 190
Birthdate: May 3, 1963
Drafted: 1986, 2nd round (46th overall) by Phoenix

	G	GS	MIN	FG	FGA	PCT	FT	FTA	PCT	OFF	DEF	TOT	A	PF	D	ST	TO	BS	PTS	AVG
1992-93	79	78	2860	582	1239	.470	250	289	.865	84	258	342	548	203	2	131	222	21	1511	19.1
1993-94	53	53	1994	325	715	.455	178	204	.873	41	171	212	315	115	0	95	138	10	880	16.6
TOTALS	**132**	**131**	**4854**	**907**	**1954**	**.464**	**428**	**493**	**.868**	**125**	**429**	**554**	**863**	**318**	**2**	**226**	**360**	**31**	**2391**	**18.1**

3-PT. FG: 1992-93, 97-249 (.390); 1993-94, 52-166 (.313); TOTALS, 149-415 (.359)

HOWELL, BAILEY

Mississippi State | #16 | HT: 6-7 | WT: 220
Birthdate: Jan. 20, 1937
Drafted: 1959, 1st round (2nd overall) by Detroit

	G	GS	MIN	FG	FGA	PCT	FT	FTA	PCT	OFF	DEF	TOT	A	PF	D	ST	TO	BS	PTS	AVG
1970-71	82	—	1589	324	686	.472	230	315	.730	—	—	441	115	234	2	—	—	—	878	10.7

BAILEY HOWELL PLAYOFFS

	G	GS	MIN	FG	FGA	PCT	FT	FTA	PCT	OFF	DEF	TOT	A	PF	D	ST	TO	BS	PTS	AVG
1970-71	7		122	19	45	.422	9	13	.769	—	—	12	11	22	0	—	—	—	48	6.9

HUGHES, LARRY

St. Louis | #21 | HT: 6-5 | WT: 185
Birthdate: Jan. 23, 1979
Drafted: 1998, 1st round (8th overall) by 76ers

	G	GS	MIN	FG	FGA	PCT	FT	FTA	PCT	OFF	DEF	TOT	A	PF	D	ST	TO	BS	PTS	AVG
1998-99	50	1	988	170	414	.411	107	151	.709	83	106	189	77	97	0	44	68	14	455	9.1
1999-00	50	5	1018	192	461	.416	106	142	.746	52	107	159	75	94	0	54	95	12	501	10.0
TOTALS	**100**	**6**	**2006**	**362**	**875**	**.414**	**213**	**293**	**.727**	**135**	**213**	**348**	**152**	**191**	**0**	**98**	**163**	**26**	**956**	**9.6**

3-PT. FG: 1998-99, 8-52 (.019); 1999-00, 11-51 (.216); TOTALS, 19-103 (.184)

PLAYOFFS

	G	GS	MIN	FG	FGA	PCT	FT	FTA	PCT	OFF	DEF	TOT	A	PF	D	ST	TO	BS	PTS	AVG
1998-99	8	0	198	31	77	.403	20	24	.833	17	20	37	16	21	0	15	12	9	82	10.3

3-PT. FG: 1998-99, 0-7 (.000)

HUNTER, STEVEN

DePaul — #45 — HT: 7-0 — WT: 240
Birthdate: Oct. 31, 1981 — Drafted: 2001, 1st round (15th overall) by Orlando

	G	GS	MIN	FG	FGA	PCT	FT	FTA	PCT	OFF	DEF	TOT	A	PF	D	ST	TO	BS	PTS	AVG
2005-06	69	35	1312	175	291	.601	71	138	.514	110	161	271	17	120	0	12	64	76	421	6.1
2006-07	70	41	1605	188	326	.577	74	151	.490	114	221	335	26	137	1	13	65	76	450	6.4
TOTALS	**139**	**76**	**2917**	**363**	**617**	**.588**	**145**	**289**	**.502**	**224**	**382**	**606**	**43**	**257**	**1**	**25**	**129**	**152**	**871**	**6.3**

IAVARONI, MARC

Virginia — #8 — HT: 6-10 — WT: 225
Birthdate: Sept. 15, 1956 — Drafted: 1978, 3rd round (55th overall) by New York

	G	GS	MIN	FG	FGA	PCT	FT	FTA	PCT	OFF	DEF	TOT	A	PF	D	ST	TO	BS	PTS	AVG
1982-83	80	77	1612	163	353	.462	78	113	.690	117	212	329	83	238	0	32	133	44	404	5.1
1983-84	78	71	1532	149	322	.463	97	131	.740	91	219	310	95	222	1	36	124	55	395	5.1
1984-85	12	10	156	12	31	.387	6	6	1.000	11	18	29	6	24	0	4	16	3	30	2.5
TOTALS	**170**	**158**	**3300**	**324**	**706**	**.459**	**181**	**250**	**.724**	**219**	**449**	**668**	**184**	**484**	**1**	**72**	**273**	**102**	**829**	**4.9**

3-PT. FG: 1982-83, 0-2 (.000); 1983-84, 0-2 (.000); TOTALS, 0-4 (.000)

PLAYOFFS

	G	GS	MIN	FG	FGA	PCT	FT	FTA	PCT	OFF	DEF	TOT	A	PF	D	ST	TO	BS	PTS	AVG
1982-83	13	—	283	29	52	.558	9	18	.500	22	35	57	19	42	1	8	13	7	67	5.2
1983-84	4	—	4	7	15	.467	7	8	.875	3	5	8	3	18	1	1	5	1	22	4.5
TOTALS	**17**	**—**	**287**	**36**	**67**	**.537**	**16**	**26**	**.615**	**25**	**40**	**65**	**22**	**60**	**2**	**9**	**18**	**8**	**89**	**5.2**

3-PT. FG: 1983-84, 1-2 (.500)

IGUODALA, ANDRE

Arizona — #4, 9 — HT: 6-6 — WT: 207
Birthdate: Jan. 28, 1984 — Drafted: 2004, 1st round (9th overall) by 76ers

	G	GS	MIN	FG	FGA	PCT	FT	FTA	PCT	OFF	DEF	TOT	A	PF	D	ST	TO	BS	PTS	AVG
2004-05	82	82	2686	269	546	.493	156	210	.743	89	375	464	246	204	2	138	139	48	741	9.0
2005-06	82	82	3086	344	688	.500	263	349	.754	117	364	481	255	198	4	135	153	21	1007	12.3
2006-07	76	76	3062	443	991	.447	452	551	.820	77	357	434	432	200	0	152	261	33	1386	18.2
2007-08	82	82	3242	582	1277	.456	365	506	.721	85	361	446	391	187	1	171	214	49	1630	19.9
2008-09	82	82	3269	542	1147	.473	377	521	.724	92	379	471	434	152	1	131	222	36	1541	18.8
2009-10	82	82	3193	496	1120	.443	315	430	.733	82	447	529	472	145	0	141	218	55	1401	17.1
2010-11	67	67	2469	338	759	.445	208	300	.693	61	326	387	422	109	0	101	138	38	945	14.1
2011-12	62	62	2209	287	632	.454	121	196	.617	56	325	381	339	92	0	107	115	30	771	12.4
TOTALS	**615**	**615**	**23216**	**3301**	**7160**	**.461**	**2257**	**3063**	**.737**	**659**	**2934**	**3593**	**2991**	**1287**	**8**	**1076**	**1460**	**310**	**9422**	**15.3**

3-PT FG: 2004-05, 47-142 (.331); 2005-06, 56-158 (.354); 2006-07, 48-155 (.310); 2007-08, 101-307 (.329); 2008-09, 80-261 (.307), 2009-10, 94-303 (.310); 2010-11, 61-181 (.337); 2011-12, 76-193 (.394); TOTALS, 563-1700 (.331)

PLAYOFFS

	G	GS	MIN	FG	FGA	PCT	FT	FTA	PCT	OFF	DEF	TOT	A	PF	D	ST	TO	BS	PTS	AVG
2004-05	5	5	192	20	43	.465	6	12	.500	8	15	23	15	12	0	14	5	5	49	9.8
2007-08	6	6	234	23	69	.333	31	43	.721	6	23	29	30	11	0	13	26	1	79	13.2
2008-09	6	6	269	44	98	.449	30	46	.652	6	32	38	40	9	0	11	24	0	129	21.5
2010-11	5	5	182	22	52	.423	10	14	.714	7	28	35	34	16	0	5	14	2	57	11.4
2011-12	13	13	505	58	151	.384	33	56	.589	17	57	74	48	32	0	19	19	5	168	12.9
TOTALS	**35**	**35**	**1382**	**167**	**413**	**.404**	**110**	**171**	**.643**	**44**	**155**	**199**	**167**	**80**	**0**	**62**	**88**	**13**	**482**	**13.8**

3-PT FG: 2004-05, 3-9 (.333); 2007-08, 2-14 (.143); 2008-09, 11-28 (.393); 2010-11, 3-14 (.214); 2011-12, 19-49 (.388); TOTALS, 38-114 (.333)

IMHOFF, DARRALL

California — #18 — HT: 6-10 — WT: 220
Birthdate: Oct. 11, 1938 — Drafted: 1960, 1st round (3rd overall) by New York

	G	GS	MIN	FG	FGA	PCT	FT	FTA	PCT	OFF	DEF	TOT	A	PF	D	ST	TO	BS	PTS	AVG
1968-69	82	—	2360	279	593	.470	194	325	.597	—	—	792	218	310	12	—	—	—	752	9.2
1969-70	79	—	2474	430	796	.540	215	331	.650	—	—	754	211	294	7	—	—	—	1075	13.6
TOTALS	**161**	**—**	**4834**	**709**	**1389**	**.510**	**409**	**656**	**.623**	**—**	**—**	**1546**	**429**	**604**	**19**	**—**	**—**	**—**	**1827**	**11.3**

PLAYOFFS

	G	GS	MIN	FG	FGA	PCT	FT	FTA	PCT	OFF	DEF	TOT	A	PF	D	ST	TO	BS	PTS	AVG
1968-69	5	—	191	33	66	.500	25	38	.658	—	—	82	12	24	1	—	—	—	91	18.2
1969-70	5	—	138	22	48	.458	1	7	.143	—	—	35	11	23	0	—	—	—	45	9.0
TOTALS	**10**	**—**	**329**	**55**	**114**	**.482**	**26**	**45**	**.578**	**—**	**—**	**117**	**23**	**47**	**1**	**—**	**—**	**—**	**136**	**13.6**

IVERSON, ALLEN

Georgetown — #3 — HT: 6-0 — WT: 165
Birthdate: June 7, 1975 — Drafted: 1996, 1st round (1st overall) by 76ers

	G	GS	MIN	FG	FGA	PCT	FT	FTA	PCT	OFF	DEF	TOT	A	PF	D	S	TO	B	PTS	AVG
1996-97	76	74	3045	625	1504	.416	382	544	.702	115	197	312	567	233	5	157	337	24	1787	23.5
1997-98	80	80	3150	649	1407	.461	390	535	.729	86	210	296	494	200	2	176	244	25	1758	22.0
1998-99	48	48	1990	435	1056	.412	356	474	.751	66	170	236	223	98	0	110	167	7	1284	26.8
1999-00	70	70	2853	729	1733	.421	442	620	.713	71	196	267	328	162	1	144	230	5	1989	28.4
2000-01	71	71	2979	762	1813	.420	585	719	.814	50	223	273	325	147	0	178	237	20	2207	31.1
2001-02	60	59	2622	665	1669	.398	475	585	.812	44	225	269	331	102	0	168	237	13	1883	31.4
2002-03	82	82	3485	804	1940	.414	570	736	.774	68	276	344	454	149	2	225	286	13	2262	27.6
2003-04	48	47	2040	435	1125	.387	339	455	.745	34	144	178	324	87	0	115	209	5	1266	26.4
2004-05	75	75	3174	771	1818	.424	656	786	.835	51	248	299	596	140	1	180	344	9	2302	30.7
2005-06	72	72	3103	815	1822	.447	675	829	.814	44	188	232	532	121	0	140	248	10	2377	33.0
2006-07	15	15	640	151	366	.413	154	174	.885	7	34	41	109	21	0	33	66	1	468	31.2
2009-10	25	24	798	121	290	.417	98	119	.824	15	60	75	102	42	0	18	57	2	348	13.1
TOTALS	**722**	**717**	**29879**	**6962**	**16543**	**.421**	**5122**	**6576**	**.779**	**651**	**2171**	**2822**	**4385**	**1458**	**11**	**1644**	**2662**	**134**	**19931**	**27.6**

3-PT. FG: 1996-97, 155-455 (.341); 1997-98, 70-235 (.298); 1998-99, 58-199 (.291); 1999-2000, 89-261 (.341); 2000-01, 98-306 (.320); 2001-02, 78-268 (.291), 2002-03, 84-303 (.277); 2003-04, 57-199 (.286); 2004-05, 104-338 (.308); 2005-06, 72-223 (.323); 2006-07, 12-53 (.226); 2009-10, 8-24 (.333); TOTALS,885-2864 (.309)

ALLEN IVERSON PLAYOFFS

	G	GS	MIN	FG	FGA	PCT	FT	FTA	PCT	OFF	DEF	TOT	A	PF	D	S	TO	B	PTS	AVG
1998-99	8	8	358	88	214	.411	37	52	.712	14	19	33	39	19	0	20	24	2	228	28.5
1999-00	10	10	444	91	237	.384	68	92	.739	14	26	40	45	24	0	12	32	1	262	26.2
2000-01	22	22	1016	27	661	.389	161	208	.774	15	89	104	134	55	0	52	63	7	723	32.9
2001-02	5	5	209	45	118	.381	51	63	.610	1	17	18	21	8	0	13	12	0	150	30.0
2002-03	12	12	557	137	329	.416	87	118	.737	11	41	52	89	25	0	29	47	1	380	31.7
2004-05	5	5	238	59	126	.468	26	29	.897	0	11	11	50	12	0	10	21	2	156	31.2
TOTALS	**62**	**62**	**2822**	**677**	**1685**	**.402**	**430**	**562**	**.765**	**55**	**203**	**258**	**378**	**143**	**0**	**136**	**199**	**13**	**1899**	**30.6**

3-PT. FG: 1998-99, 15-53 (.283); 1999-00, 12-39 (.308); 2000-01, 48-142 (.338); 2001-02, 9-27 (.333); 2002-03, 19-55 (.345); 2004-05, 12-29 (.414); TOTALS, 115-345 (.333)

ALL-STAR GAME

	G	GS	MIN	FG	FGA	PCT	FT	FTA	PCT	OFF	DEF	TOT	A	PF	D	S	TO	B	PTS	AVG
2000	1	1	28	10	18	.556	4	5	.800	2	0	2	9	0	0	2	5	0	26	—
2001	1	1	27	9	21	.429	6	6	1.000	0	2	2	5	0	0	4	4	0	25	—
2002	1	1	25	2	9	.222	1	2	.500	1	3	4	3	0	0	0	2	0	5	—
2003	1	1	41	13	23	.565	8	9	.889	3	2	5	7	2	0	5	6	0	35	—
2004	1	1	23	1	6	.167	1	4	.250	0	1	1	11	3	0	0	4	0	3	—
2005	1	1	32	4	13	.308	7	7	1.000	0	4	4	9	0	0	5	7	0	15	—
2006	1	1	26	5	14	.357	2	4	.500	0	2	2	2	0	0	0	3	0	12	—
TOTALS	**7**	**7**	**202**	**44**	**104**	**.423**	**29**	**37**	**.784**	**6**	**14**	**20**	**46**	**5**	**0**	**16**	**31**	**0**	**121**	**17.3**

3-PT FG: 2000, 2-2 (1.000); 2001, 1-1 (1.000); 2003, 1-3 (.333); 2005, 0-0 (---); 2006, 0-0 (---); TOTALS, 4-6 (.667)

IVEY, ROYAL

Texas — #12, 7 — HT: 6-4 — WT: 215
Birthdate: Dec. 20, 1981 — Drafted: 2004, 2nd round (37th overall) by Atlanta

	G	GS	MIN	FG	FGA	PCT	FT	FTA	PCT	OFF	DEF	TOT	A	PF	D	ST	TO	BS	PTS	AVG
2008-09	71	0	861	69	208	.332	34	43	.791	19	57	76	43	76	0	36	23	7	211	3.0
2009-10	26	0	236	26	55	.473	6	7	.857	5	21	26	17	25	0	10	5	2	70	2.7
2012-13	53	5	698	62	144	.431	9	16	.563	16	41	57	32	73	0	23	20	3	170	3.2
TOTALS	**150**	**5**	**1795**	**157**	**407**	**.386**	**49**	**66**	**.742**	**40**	**119**	**159**	**92**	**174**	**0**	**69**	**48**	**12**	**451**	**3.0**

3-PT FG: 2008-09, 39-114 (.342); 2009-10, 12-24 (.500); 2012-13, 37-88 (.420); TOTALS, 88-226 (.389)

PLAYOFFS

	G	GS	MIN	FG	FGA	PCT	FT	FTA	PCT	OFF	DEF	TOT	A	PF	D	ST	TO	BS	PTS	AVG
2008-09	6	0	45	3	11	.273	3	4	.750	1	3	4	0	6	0	3	0	0	11	1.8

3-PT FG: 2008-09, 2-7 (.286)

JACKSON, JAREN

Georgetown — #30 — HT: 6-6 — WT: 190
Birthdate: Oct. 27, 1967 — Drafted: Undrafted

	G	GS	MIN	FG	FGA	PCT	FT	FTA	PCT	OFF	DEF	TOT	A	PF	D	ST	TO	BS	PTS	AVG
1994-95	21	1	257	25	68	.368	16	24	.667	18	24	42	19	33	0	9	17	5	70	3.3

3-PT. FG: 1994-95, 4-15 (.267)

JACKSON, JIMMY

Ohio State — #2 — HT: 6-6 — WT: 220
Birthdate: Oct. 14, 1970 — Drafted: 1993, 1st round (4th overall) by Dallas

	G	GS	MIN	FG	FGA	PCT	FT	FTA	PCT	OFF	DEF	TOT	A	PF	D	ST	TO	BS	PTS	AVG
1997-98	48	47	1788	246	535	.460	126	154	.818	69	158	227	223	112	0	41	145	6	657	13.7

3-PT.FG: 1997-98, 39-112 (.348)

JACKSON, LUKE

Pan American — #54 — HT: 6-9 — WT: 250
Birthdate: Oct. 31, 1941 — Drafted: 1964, 1st round (4th overall) by 76ers

	G	GS	MIN	FG	FGA	PCT	FT	FTA	PCT	OFF	DEF	TOT	A	PF	D	ST	TO	BS	PTS	AVG
1964-65	76	—	2590	419	1013	.414	288	404	.713	—	—	980	93	251	4	—	—	—	1126	14.8
1965-66	79	—	1966	246	614	.401	158	214	.738	—	—	676	132	216	2	—	—	—	650	8.2
1966-67	81	—	2377	386	882	.438	198	261	.759	—	—	724	114	276	6	—	—	—	970	12.0
1967-68	82	—	2570	401	927	.433	166	231	.719	—	—	872	139	287	6	—	—	—	968	11.8
1968-69	25	—	840	145	332	.437	69	97	.711	—	—	286	54	102	3	—	—	—	359	14.4
1969-70	37	—	583	71	181	.392	60	81	.741	—	—	198	50	80	0	—	—	—	202	5.5
1970-71	79	40	1774	199	529	.376	131	189	.693	—	—	568	148	211	3	—	—	—	529	6.7
1971-72	63	22	1083	137	346	.396	92	133	.692	—	—	309	88	141	1	—	—	—	366	5.8
TOTALS	**522**	**62**	**13783**	**2004**	**4824**	**.415**	**1162**	**1610**	**.720**	**—**	**—**	**4613**	**818**	**1564**	**25**	**—**	**—**	**—**	**5170**	**9.9**

LUKE JACKSON PLAYOFFS

	G	GS	MIN	FG	FGA	PCT	FT	FTA	PCT	OFF	DEF	TOT	A	PF	D	ST	TO	BS	PTS	AVG
1964-65	11	—	321	44	130	.338	25	32	.781	—	—	79	24	31	0	—	—	—	113	10.3
1965-66	5	—	163	21	49	.429	18	22	.818	—	—	44	8	21	2	—	—	—	60	12.0
1966-67	15	—	543	64	161	.398	37	51	.725	—	—	176	30	47	1	—	—	—	165	11.0
1967-68	13	—	432	62	158	.392	24	35	.686	—	—	115	16	59	3	—	—	—	148	11.4
1969-70	5	—	73	9	19	.474	2	2	1.000	—	—	33	3	11	1	—	—	—	20	4.0
1970-71	7	—	160	16	38	.421	7	10	.700	—	—	61	11	17	0	—	—	—	39	5.6
TOTALS	**56**	**—**	**1692**	**216**	**555**	**.389**	**113**	**152**	**.743**	**—**	**—**	**508**	**92**	**186**	**7**	**—**	**—**	**—**	**545**	**9.7**

ALL-STAR GAME

	G	GS	MIN	FG	FGA	PCT	FT	FTA	PCT	OFF	DEF	R	A	PF	D	ST	TO	BS	PTS
1965	1	1	15	2	5	.400	1	2	.500	—	—	1	1	4	0	—	—	—	5

JACKSON, MARC

Temple
Birthdate: Jan. 16, 1975
#25
Drafted: 1997, 2nd round (38th overall) by Golden St.
HT: 6-10 WT: 253

	G	GS	MIN	FG	FGA	PCT	FT	FTA	PCT	OFF	DEF	TOT	A	PF	D	ST	TO	BS	PTS	AVG
2003-04	22	13	598	71	171	.415	64	81	.790	45	81	126	18	45	0	12	24	6	206	9.4
2004-05	81	23	1976	340	731	.465	289	349	.818	184	222	406	81	171	0	32	131	18	969	12.0
TOTALS	**103**	**36**	**2574**	**411**	**902**	**.456**	**353**	**430**	**.821**	**229**	**303**	**532**	**99**	**216**	**0**	**44**	**155**	**24**	**1175**	**11.4**

3-PT FG: 2003-04, 0-1 (.000); 2004-05, 0-2 (.000); TOTALS, 0-3 (.000)

PLAYOFFS

	G	GS	MIN	FG	FGA	PCT	FT	FTA	PCT	OFF	DEF	TOT	A	PF	D	ST	TO	BS	PTS	AVG
2004-05	5	0	65	5	20	.250	7	11	.636	3	5	8	0	9	0	2	6	2	17	3.4

3-PT FG: 2004-05, 0-0 (---)

JAMES, TIM

Miami (Fla.)
Birthdate: Dec. 25, 1976
#25
Drafted: 1999, 1st round (25th overall) by Miami
HT: 6-7 WT: 214

	G	GS	MIN	FG	FGA	PCT	FT	FTA	PCT	OFF	DEF	TOT	A	PF	D	ST	TO	BS	PTS	AVG
2001-02	9	0	41	5	13	.385	2	6	.333	5	2	7	1	5	0	0	3	1	12	1.3

JENKINS, CHARLES

Hofstra
Birthdate: Feb. 28, 1989
#31
Drafted: 2011, 2nd round (44th overall) by Golden State
HT: 6-3 WT: 220

	G	GS	MIN	FG	FGA	PCT	FT	FTA	PCT	OFF	DEF	TOT	A	PF	D	ST	TO	BS	PTS	AVG
2012-13	12	1	150	14	38	.368	2	4	.500	3	8	11	16	4	0	6	2	1	30	2.5

JOHNSON, CLEMON

Florida A&M
Birthdate: Sept. 12, 1956
#45
Drafted: 1978, 2nd round (44th overall) by Portland
HT: 6-10 WT: 240

	G	GS	MIN	FG	FGA	PCT	FT	FTA	PCT	OFF	DEF	TOT	A	PF	D	ST	TO	BS	PTS	AVG
1982-83	32	4	698	91	182	.500	34	58	.586	75	130	205	24	84	1	16	36	29	216	6.8
1983-84	80	10	1721	193	412	.468	69	113	.611	131	267	398	55	205	1	35	95	65	455	5.7
1984-85	58	0	875	117	235	.498	36	49	.735	92	129	221	33	112	0	15	43	44	270	4.7
1985-86	75	2	1069	105	223	.471	51	81	.630	106	149	255	15	129	0	23	38	62	261	3.5
TOTALS	**245**	**16**	**4363**	**506**	**1052**	**.481**	**190**	**301**	**.631**	**404**	**675**	**1079**	**127**	**530**	**2**	**89**	**212**	**200**	**1202**	**4.9**

3-PT. FG: 1982-83, 0-1 (.000); 1984-85, 0-1 (.000); TOTALS, 0-2 (.000)

CLEMON JOHNSON PLAYOFFS

	G	GS	MIN	FG	FGA	PCT	FT	FTA	PCT	OFF	DEF	TOT	A	PF	D	ST	TO	BS	PTS	AVG
1982-83	12	—	202	25	49	.510	0	4	.000	21	22	43	7	28	0	4	12	5	50	4.2
1983-84	5	—	45	4	12	.333	0	0	---	3	3	6	0	8	0	1	3	4	8	1.6
1984-85	13	—	165	13	33	.394	16	21	.762	17	19	36	2	32	0	3	13	6	42	3.2
1985-86	12	—	303	29	53	.547	16	25	.640	23	37	60	8	35	0	11	10	15	74	6.2
TOTALS	**42**	**—**	**715**	**71**	**147**	**.483**	**32**	**50**	**.640**	**64**	**81**	**145**	**17**	**103**	**0**	**19**	**38**	**30**	**174**	**4.1**

3-PT. FG: 1984-85, 0-1 (.000)

JOHNSON, GEORGE

St. John's
Birthdate: Dec. 8, 1956
#12
Drafted: 1978, 1st round (12th overall) by Milwaukee
HT: 6-7 WT: 210

	G	GS	MIN	FG	FGA	PCT	FT	FTA	PCT	OFF	DEF	TOT	A	PF	D	ST	TO	BS	PTS	AVG
1984-85	55	3	756	107	263	.407	49	56	.875	48	116	164	38	99	0	31	49	16	264	4.8

3-PT. FG 1984-85, 1-1 (1.000)

PLAYOFFS

	G	GS	MIN	FG	FGA	PCT	FT	FTA	PCT	OFF	DEF	TOT	A	PF	D	ST	TO	BS	PTS	AVG
1984-85	5	0	24	5	8	.625	0	0	---	3	4	7	0	2	0	0	1	0	11	2.2

3-PT. FG: 1984-85, 1-1 (1.000)

JOHNSON, OLLIE

Temple
Birthdate: May 11, 1949
#18
Drafted: 1972, 2nd round (30th overall) by Portland
HT: 6-6 WT: 200

	G	GS	MIN	FG	FGA	PCT	FT	FTA	PCT	OFF	DEF	TOT	A	PF	D	ST	TO	BS	PTS	AVG
1980-81	40	0	372	87	158	.551	27	31	.871	8	47	55	30	45	0	20	25	2	202	5.1
1981-82	26	0	150	27	54	.500	6	7	.857	7	15	22	10	28	0	13	13	3	61	2.3
TOTALS	**66**	**0**	**522**	**114**	**212**	**.538**	**33**	**38**	**.868**	**15**	**62**	**77**	**40**	**73**	**0**	**33**	**38**	**5**	**263**	**4.0**

3-PT. FG: 1980-81, 1-6 (.167); 1981-82, 1-3 (.133); TOTALS, 2-9 (.222)

OLLIE JOHNSON PLAYOFFS

	G	GS	MIN	FG	FGA	PCT	FT	FTA	PCT	OFF	DEF	TOT	A	PF	D	ST	TO	BS	PTS	AVG
1980-1981	8	—	22	3	10	.300	0	0	---	2	3	5	2	1	0	2	2	1	6	0.8

3-PT. FG: 1980-81, 0-1 (.000)

JOHNSON, REGGIE

Tennessee
Birthdate: June 25, 1957
#33
Drafted: 1980, 1st round (15th overall) by San Antonio
HT: 6-9 WT: 210

	G	GS	MIN	FG	FGA	PCT	FT	FTA	PCT	OFF	DEF	TOT	A	PF	D	ST	TO	BS	PTS	AVG
1982-83	29	8	549	69	154	.448	22	30	.733	32	58	90	23	82	1	8	35	17	160	5.5

3-PT. FG: 1982-83, 1-4 (.250)

PLAYOFFS

	G	GS	MIN	FG	FGA	PCT	FT	FTA	PCT	OFF	DEF	TOT	A	PF	D	ST	TO	BS	PTS	AVG
1982-83	5	0	32	2	4	.500	2	2	1.000	0	0	0	3	5	0	1	3	0	6	1.2

JOHNSON-ODOM, DARIUS

Marquette
Birthdate: Sept. 28, 1989
#0
Drafted: 2012, 2nd round (55th overall) by Dallas
HT: 6-2 WT: 215

	G	GS	MIN	FG	FGA	PCT	FT	FTA	PCT	OFF	DEF	TOT	A	PF	D	ST	TO	BS	PTS	AVG
2013-14	3	0	15	0	7	.000	0	2	.000	0	2	2	1	3	0	1	2	0	0	0.0

3-PT. FG: 2013-14, 0-3 (.000)

JONES, ALVIN

Georgia Tech
Birthdate: Sept. 9, 1978
#42
Drafted: 2001, 2nd round (57th overall) by 76ers
HT: 6-11 WT: 265

	G	GS	MIN	FG	FGA	PCT	FT	FTA	PCT	OFF	DEF	TOT	A	PF	D	ST	TO	BS	PTS	AVG
2001-02	23	2	126	8	20	.400	10	20	.500	13	23	36	3	35	0	3	11	9	26	1.1

JONES, BOBBY

Washington
Birthdate: Jan. 9, 1984
#11
Drafted: 2006, 2nd round (37th overall) by Minnesota
HT: 6-7 WT: 215

	G	GS	MIN	FG	FGA	PCT	FT	FTA	PCT	OFF	DEF	TOT	A	PF	D	ST	TO	BS	PTS	AVG
2006-07	44	5	336	43	93	.462	23	41	.561	22	35	57	16	59	0	11	18	1	110	2.5

3-PT. FG: 2006-07, 1-9 (.111)

JONES, BOBBY

North Carolina
Birthdate: Dec. 18, 1951
#24
Drafted: 1974, 1st round (15th overall) by Houston
HT: 6-9 WT: 210

	G	GS	MIN	FG	FGA	PCT	FT	FTA	PCT	OFF	DEF	TOT	A	PF	D	ST	TO	BS	PTS	AVG
1978-79	80	78	2304	378	704	.537	209	277	.755	199	332	531	201	245	2	107	165	96	965	12.1
1979-80	81	3	2125	398	748	.532	257	329	.781	152	298	450	146	223	3	102	146	118	1053	13.0
1980-81	81	0	2046	407	755	.539	282	347	.813	142	293	435	226	226	2	95	149	74	1096	13.5
1981-82	76	73	2181	416	737	.564	263	333	.790	109	284	393	189	211	3	99	145	112	1095	14.4
1982-83	74	0	1749	250	460	.543	165	208	.793	102	242	344	142	199	4	85	109	91	665	9.0
1983-84	75	0	1761	226	432	.523	167	213	.784	92	231	323	187	199	1	107	101	103	619	8.3
1984-85	80	8	1633	207	385	.538	186	216	.861	105	192	297	155	183	2	84	118	50	600	7.5
1985-86	70	42	1519	189	338	.559	114	145	.786	49	120	169	126	159	0	48	90	50	492	7.0
TOTALS	**617**	**204**	**15318**	**2471**	**4559**	**.542**	**1643**	**2068**	**.794**	**950**	**1992**	**2942**	**1372**	**1645**	**17**	**727**	**1023**	**694**	**6585**	**10.7**

3-PT. FG: 1979-80, 0-3 (.000); 1980-81, 0-3 (.000); 1981-82, 0-3 (.000); 1982-83, 0-1 (.000); 1983-84, 0-1 (.000); 1984-85, 0-4 (.000); 1985-86, 0-1 (.000); TOTALS, 0-16 (.000)

PLAYOFFS

	G	GS	MIN	FG	FGA	PCT	FT	FTA	PCT	OFF	DEF	TOT	A	PF	D	ST	TO	BS	PTS	AVG
1978-79	9	—	260	48	87	.552	22	26	.846	12	31	43	19	30	0	5	15	4	118	13.1
1979-80	18	—	470	90	172	.523	53	62	.855	29	57	86	31	56	1	21	23	32	233	12.9
1980-81	16	—	443	81	160	.506	73	88	.830	35	53	88	33	60	1	18	32	21	235	14.7
1981-82	21	—	589	94	174	.540	68	81	.840	37	62	99	52	69	0	15	33	22	256	12.2
1982-83	12	—	324	43	78	.551	17	20	.850	19	39	58	34	29	0	15	18	18	103	8.6
1983-84	5	—	130	15	31	.484	18	19	.947	9	14	23	9	12	0	3	8	7	48	9.6
1984-85	13	—	309	46	78	.590	14	20	.700	22	26	48	16	38	0	12	19	15	106	8.2
1985-86	12	—	329	39	74	.527	38	50	.760	9	23	32	34	39	0	10	15	14	116	9.7
TOTALS	**106**	**—**	**2854**	**456**	**854**	**.534**	**303**	**366**	**.828**	**172**	**305**	**477**	**228**	**333**	**2**	**99**	**163**	**133**	**1215**	**11.5**

3-PT. FG: 1979-80 0-1 (.000); 1982-83, 0-1 (.000); 1985-86, 0-1 (.000); TOTALS, 0-3 (.000)

ALL-STAR GAME

	G	GS	MIN	FG	FGA	PCT	FT	FTA	PCT	OFF	DEF	TOT	A	PF	D	ST	TO	BS	PTS	AVG
1981	1	0	16	5	11	.455	1	1	1.000	1	3	4	0	2	0	1	—	1	11	
1982	1	0	14	2	5	.400	1	2	.500	1	3	4	1	2	0	1	—	0	5	
TOTALS	**2**	**0**	**30**	**7**	**16**	**.438**	**2**	**3**	**.667**	**2**	**6**	**8**	**1**	**4**	**0**	**2**	**—**	**1**	**16**	

JONES, CALDWELL

Albany State
Birthdate: Aug. 4, 1950
#11
Drafted: 1973, 2nd round (32nd overall) by 76ers
HT: 6-11 WT: 230

	G	GS	MIN	FG	FGA	PCT	FT	FTA	PCT	OFF	DEF	TOT	A	PF	D	ST	TO	BS	PTS	AVG
1976-77	82	57	2023	215	424	.507	64	116	.552	190	476	666	92	301	3	43	—	200	494	6.0
1977-78	80	69	1636	169	359	.471	96	153	.627	165	405	570	92	281	4	26	128	127	434	5.4
1978-79	78	75	2171	302	637	.474	121	162	.747	177	570	747	151	303	10	39	156	157	725	9.3
1979-80	80	80	2771	232	532	.436	124	178	.697	219	731	950	164	298	5	43	218	162	588	7.4
1980-81	81	81	2639	218	485	.449	148	193	.767	200	613	813	122	271	2	53	168	134	584	7.2
1981-82	81	47	2446	231	465	.497	179	219	.817	164	544	708	100	301	3	38	155	146	641	7.9
TOTALS	**482**	**409**	**13686**	**1367**	**2902**	**.471**	**732**	**1021**	**.717**	**1115**	**3339**	**4454**	**721**	**1755**	**27**	**242**	**825**	**926**	**3466**	**7.2**

3-PT. FG: 1979-80, 0-2 (.000); 1981-82, 0-3 (.000); TOTALS, 0-5 (.000)

PLAYOFFS

	G	GS	MIN	FG	FGA	PCT	FT	FTA	PCT	OFF	DEF	TOT	A	PF	D	ST	TO	BS	PTS	AVG
1976-77	19	—	513	37	73	.507	18	30	.600	38	112	150	20	81	4	9	—	40	92	4.8
1977-78	10	—	301	28	56	.500	8	10	.800	22	84	106	14	36	2	5	19	30	64	6.4
1978-79	9	—	320	43	89	.483	28	36	.778	37	84	121	21	36	0	4	21	22	114	12.7
1979-80	18	—	639	58	129	.450	42	52	.808	50	135	185	34	75	1	13	36	37	158	8.8
1980-81	16	—	580	54	95	.568	31	42	.738	37	118	155	27	53	0	7	33	31	139	8.7
1981-82	21	—	679	74	160	.463	35	41	.854	52	137	189	19	77	1	11	29	40	183	8.7
TOTALS	**93**	**—**	**3032**	**294**	**602**	**.488**	**162**	**211**	**.768**	**236**	**670**	**906**	**135**	**358**	**8**	**49**	**138**	**200**	**750**	**8.1**

3-PT. FG: 1979-80, 0-3 (.000)

JONES, CHARLES

Albany State — #23 — HT: 6-11 — WT: 215
Birthdate: Apr. 3, 1957 — Drafted: 1979, 8th round (165th overall) by Phoenix

	G	GS	MIN	FG	FGA	PCT	FT	FTA	PCT	OFF	DEF	TOT	A	PF	D	ST	TO	BS	PTS	AVG
1983-84	1	0	3	0	1	.000	1	4	.250	0	0	0	0	1	0	0	0	0	1	1.0

JONES, JAKE

Assumption — #36 — HT: 6-3 — WT: 180
Birthdate: May 9, 1949 — Drafted: 1971, 6th round (97th overall) by 76ers

	G	GS	MIN	FG	FGA	PCT	FT	FTA	PCT	OFF	DEF	TOT	A	PF	D	ST	TO	BS	PTS	AVG
1971-72	6	0	41	6	18	.333	7	10	.700	—	—	6	2	3	0	—	—	—	19	3.2

JONES, JUMAINE

Georgia — #33 — HT: 6-8 — WT: 218
Birthdate: Feb. 10, 1979 — Drafted: 1999, 1st round (11th overall) by Atlanta

	G	GS	MIN	FG	FGA	PCT	FT	FTA	PCT	OFF	DEF	TOT	A	PF	D	ST	TO	BS	PTS	AVG
1999-00	33	0	138	22	58	.379	11	18	.611	16	22	38	5	10	0	6	14	5	57	1.7
2000-01	65	0	866	122	275	.444	40	53	.755	63	126	189	32	68	0	30	39	15	304	4.7
TOTALS	**98**	**0**	**1004**	**144**	**333**	**.432**	**51**	**71**	**.718**	**79**	**148**	**227**	**37**	**78**	**0**	**36**	**53**	**20**	**361**	**6.4**

3-PT. FG: 1999-00, 2-4 (.500) ; 2000-01, 20-60 (.333); TOTALS, 22-64 (.344)

PLAYOFFS

	G	GS	MIN	FG	FGA	PCT	FT	FTA	PCT	OFF	DEF	TOT	A	PF	D	ST	TO	BS	PTS	AVG
1999-00	4	0	8	1	3	.333	0	0	.000	0	0	0	0	0	0	0	0	0	2	0.5
2000-01	23	0	447	52	125	.416	15	21	.714	35	49	84	17	33	0	10	14	11	127	5.5
TOTALS	**27**	**0**	**455**	**53**	**128**	**.414**	**15**	**21**	**.714**	**35**	**49**	**84**	**17**	**33**	**0**	**10**	**14**	**11**	**129**	**4.8**

3-PT. FG: 1999-00, 0-2 (.000); 2000-01, 8-32 (.250): TOTALS, 8-34 (.235)

JONES, LARRY

Toledo — #22 — HT: 6-3 — WT: 180
Birthdate: Sept. 22, 1942 — Drafted: 1964, 3rd round (20th overall) by 76ers

	G	GS	MIN	FG	FGA	PCT	FT	FTA	PCT	OFF	DEF	TOT	A	PF	D	ST	TO	BS	PTS	AVG
1964-65	23	—	359	47	153	.307	37	52	.712	—	—	57	40	46	2	—	—	—	131	5.7
1973-74	72	60	1876	263	622	.423	197	235	.838	71	113	184	230	116	0	85	—	18	723	10.0
TOTALS	**95**	**60**	**2235**	**310**	**775**	**.400**	**234**	**287**	**.815**	**71**	**113**	**241**	**270**	**162**	**2**	**85**	**—**	**18**	**854**	**9.0**

PLAYOFFS

	G	GS	MIN	FG	FGA	PCT	FT	FTA	PCT	OFF	DEF	TOT	A	PF	D	ST	TO	BS	PTS	AVG
1964-65	5		25	5	12	.417	7	11	.636	—	—	4	2	5	0	—	—	—	17	3.4

JONES, SHELTON

St. John's — #31 — HT: 6-9 — WT: 210
Birthdate: Apr. 6, 1966 — Drafted: 1988, 2nd round (27th overall) by San Antonio

	G	GS	MIN	FG	FGA	PCT	FT	FTA	PCT	OFF	DEF	TOT	A	PF	D	ST	TO	BS	PTS	AVG
1988-89	42	34	577	81	179	.453	27	34	.794	12	25	37	73	43	0	9	35	2	137	4.2

JONES, WALI

Villanova — #24 — HT: 6-2 — WT: 180
Birthdate: Feb. 14, 1942 — Drafted: 1964, 3rd round (18th overall) by Detroit

	G	GS	MIN	FG	FGA	PCT	FT	FTA	PCT	OFF	DEF	TOT	A	PF	D	ST	TO	BS	PTS	AVG
1965-66	80	—	2196	296	799	.370	128	172	.744	—	—	169	273	250	6	—	—	—	720	9.0
1966-67	81	—	2249	423	982	.431	223	266	.838	—	—	265	303	246	6	—	—	—	1069	13.2
1967-68	77	—	2058	413	1040	.397	159	202	.787	—	—	219	245	225	5	—	—	—	985	12.8
1968-69	81	—	2340	432	1005	.430	207	256	.809	—	—	251	292	280	5	—	—	—	1071	13.2
1969-70	78	—	1740	366	851	.430	190	226	.841	—	—	173	276	210	2	—	—	—	922	11.8
1970-71	41	13	962	168	418	.402	79	101	.782	—	—	64	128	110	1	—	—	—	415	10.1
1975-76	16	1	157	19	38	.500	9	13	.692	0	9	9	31	25	0	4	—	0	47	2.9
TOTALS	**454**	**14**	**11702**	**2117**	**5113**	**.412**	**995**	**1236**	**.805**	**0**	**9**	**1150**	**1548**	**1346**	**25**	**4**	**—**	**0**	**5229**	**11.5**

PLAYOFFS

	G	GS	MIN	FG	FGA	PCT	FT	FTA	PCT	OFF	DEF	TOT	A	PF	D	ST	TO	BS	PTS	AVG
1965-66	5	—	156	25	77	.325	15	22	.682	—	—	15	18	18	0	—	—	—	65	13.0
1966-67	15	—	476	100	244	.447	45	58	.776	—	—	42	61	58	0	—	—	—	263	17.5
1967-68	13	—	387	69	193	.358	45	57	.789	—	—	31	39	48	2	—	—	—	183	14.1
1968-69	5	—	103	12	45	.267	8	10	.800	—	—	16	9	17	1	—	—	—	32	6.4
1969-70	5	—	160	34	65	.523	11	14	.786	—	—	11	24	16	0	—	—	—	79	15.8
1970-71	7	—	115	19	52	.365	10	13	.769	—	—	12	11	22	0	—	—	—	48	6.9
1975-76	1	—	2	0	0	---	0	0	---	—	—	1	2	0	0	—	—	—	0	0.0
TOTALS	**51**	**—**	**1399**	**259**	**676**	**.383**	**134**	**174**	**.770**	**—**	**—**	**128**	**164**	**179**	**3**	**—**	**—**	**—**	**670**	**13.1**

JORDAN, THOMAS

Oklahoma State — #55 — HT: 6-10 — WT: 220
Birthdate: May 23, 1968 — Drafted: Undrafted (1993)

	G	GS	MIN	FG	FGA	PCT	FT	FTA	PCT	OFF	DEF	TOT	A	PF	D	ST	TO	BS	PTS	AVG
1992-93	4	0	106	18	41	.439	8	17	.471	5	14	19	3	14	0	3	12	5	44	11.0

JORGENSEN, NOBLE

Iowa; Westminster — HT: 6-9 — WT: 230
Birthdate: May 18, 1925 — Drafted: N/A

	G	GS	MIN	FG	FGA	PCT	FT	FTA	PCT	OFF	DEF	TOT	A	PF	D	ST	TO	BS	PTS	AVG
1950-51*	63	—	—	223	600	.372	182	265	.687	—	—	338	91	237	7	—	—	—	628	10.0
1951-52	66	—	1318	190	460	.413	149	187	.797	—	—	288	63	190	8	—	—	—	529	8.0
1952-53	70	—	1355	145	436	.333	146	199	.734	—	—	236	76	247	2	—	—	—	436	6.2
TOTALS	**199**	**—**	**2673**	**558**	**1496**	**.373**	**477**	**651**	**.733**	**—**	**—**	**862**	**230**	**674**	**17**	**—**	**—**	**—**	**1593**	**8.0**

NOBLE JORGENSEN PLAYOFFS

	G	GS	MIN	FG	FGA	PCT	FT	FTA	PCT	OFF	DEF	TOT	A	PF	D	ST	TO	BS	PTS	AVG
1950-51	7	—	—	18	43	.419	14	22	.636	—	—	21	7	19	0	—	—	—	50	7.1
1951-52	7	—	150	19	52	.365	23	31	.742	—	—	27	5	30	2	—	—	—	61	8.7
1952-53	2	—	44	5	9	.556	4	6	.667	—	—	10	3	11	1	—	—	—	14	7.0
TOTALS	**16**	**—**	**194**	**42**	**104**	**.404**	**41**	**59**	**.695**	**—**	**—**	**58**	**15**	**60**	**3**	**—**	**—**	**—**	**125**	**7.8**

KAPONO, JASON

UCLA — #72 — HT: 6-8 — WT: 215
Birthdate: Feb. 4, 1981 — Drafted: 2003, 2nd round (31st overall) by Charlotte

	G	GS	MIN	FG	FGA	PCT	FT	FTA	PCT	OFF	DEF	TOT	A	PF	D	ST	TO	BS	PTS	AVG
2009-10	57	12	976	126	301	.419	9	15	.600	14	52	66	39	80	0	21	34	6	324	5.7
2010-11	24	2	112	7	28	.250	1	2	.500	3	8	11	4	4	0	2	2	1	16	0.7
TOTALS	**81**	**14**	**1088**	**133**	**329**	**.404**	**10**	**17**	**.588**	**17**	**60**	**77**	**43**	**84**	**0**	**23**	**36**	**7**	**340**	**4.2**

3-PT FG: 2009-10, 63-171 (.368); 2010-11, 1-8 (.125); TOTALS, 64-179 (.358)

PLAYOFFS

	G	GS	MIN	FG	FGA	PCT	FT	FTA	PCT	OFF	DEF	TOT	A	PF	D	ST	TO	BS	PTS	AVG
2010-11	INACTIVE - COACH'S DECISION																			

KEARNS, TOM

North Carolina — #3 — HT: 5-11 — WT: 180
Birthdate: Oct. 6, 1936 — Drafted: 1958, 4th round (29th overall) by Syracuse

	G	GS	MIN	FG	FGA	PCT	FT	FTA	PCT	OFF	DEF	TOT	A	PF	D	ST	TO	BS	PTS	AVG
1958-59	1	—	7	1	1	1.000	0	0	---	—	—	0	0	1	0	—	—	—	2	2.0

KENVILLE, BILLY

St. Bonaventure — #15 — HT: 6-2 — WT: 190
Birthdate: Dec. 1, 1930 — Drafted: 1953, by Syracuse

	G	GS	MIN	FG	FGA	PCT	FT	FTA	PCT	OFF	DEF	TOT	A	PF	D	ST	TO	BS	PTS	AVG
1953-54	72	—	1405	149	388	.384	136	182	.747	—	—	247	122	138	0	—	—	—	434	6.0
1954-55	70	—	1380	172	482	.357	154	201	.766	—	—	247	150	132	1	—	—	—	498	7.1
1955-56	72	—	1278	170	448	.379	195	257	.759	—	—	215	159	132	0	—	—	—	535	7.4
TOTALS	**214**	**—**	**4063**	**491**	**1318**	**.373**	**485**	**640**	**.758**	**—**	**—**	**709**	**431**	**402**	**1**	**—**	**—**	**—**	**1467**	**6.9**

BILLY KENVILLE PLAYOFFS

	G	GS	MIN	FG	FGA	PCT	FT	FTA	PCT	OFF	DEF	TOT	A	PF	D	ST	TO	BS	PTS	AVG
1953-54	13	—	374	36	74	.486	44	62	.710	—	—	48	25	46	1	—	—	—	116	8.9
1954-55	11	—	130	17	48	.354	36	49	.735	—	—	31	11	23	1	—	—	—	70	6.4
1955-56	8	—	128	16	45	.356	16	23	.696	—	—	17	14	21	0	—	—	—	48	6.0
TOTALS	**32**	**—**	**632**	**69**	**167**	**.413**	**96**	**134**	**.716**	**—**	**—**	**96**	**50**	**90**	**2**	**—**	**—**	**—**	**234**	**7.3**

KERR, JOHN (RED)

Illinois — #10 — HT: 6-9 — WT: 230
Birthdate: July 17, 1932 — Drafted: 1954, by Syracuse

	G	GS	MIN	FG	FGA	PCT	FT	FTA	PCT	OFF	DEF	TOT	A	PF	D	ST	TO	BS	PTS	AVG
1954-55	72	—	1529	301	718	.419	152	223	.682	—	—	474	80	165	2	—	—	—	754	10.5
1955-56	72	—	2114	377	935	.403	207	316	.655	—	—	607	84	168	3	—	—	—	961	13.3
1956-57	72	—	2191	333	827	.403	225	313	.719	—	—	807	90	190	3	—	—	—	891	12.4
1957-58	72	—	2384	407	1020	.399	280	422	.664	—	—	963	88	197	4	—	—	—	1094	15.2
1958-59	72	—	2671	502	1139	.441	281	367	.766	—	—	1008	142	183	1	—	—	—	1285	17.8
1959-60	75	—	2372	436	1111	.392	233	310	.752	—	—	913	167	207	4	—	—	—	1105	14.7
1960-61	79	—	2676	419	1056	.397	218	299	.729	—	—	951	199	230	4	—	—	—	1056	13.4
1961-62	80	—	2768	541	1220	.443	222	302	.735	—	—	1176	243	272	7	—	—	—	1304	16.3
1962-63	80	—	2561	507	1069	.474	241	320	.753	—	—	1039	214	208	3	—	—	—	1255	15.7
1963-64	80	—	2938	536	1250	.429	268	357	.751	—	—	1017	275	187	2	—	—	—	1340	16.8
1964-65	80	—	1810	264	714	.370	126	181	.696	—	—	551	197	132	1	—	—	—	654	8.2
TOTALS	**834**	**—**	**26014**	**4623**	**11059**	**.418**	**2453**	**3410**	**.719**	**—**	**—**	**9506**	**1779**	**2139**	**34**	**—**	**—**	**—**	**11699**	**14.0**

PLAYOFFS

	G	GS	MIN	FG	FGA	PCT	FT	FTA	PCT	OFF	DEF	TOT	A	PF	D	ST	TO	BS	PTS	AVG
1954-55	11	—	363	59	151	.391	34	61	.557	—	—	118	13	27	0	—	—	—	152	13.8
1955-56	8	—	213	37	77	.481	15	33	.455	—	—	68	19	23	0	—	—	—	89	11.1
1956-57	5	—	162	28	65	.431	20	29	.690	—	—	69	6	7	0	—	—	—	76	15.2
1957-58	3	—	116	18	55	.327	14	18	.778	—	—	61	3	5	0	—	—	—	50	16.7
1958-59	9	—	312	50	142	.352	30	33	.909	—	—	108	24	20	0	—	—	—	130	14.4
1959-60	3	—	104	15	51	.294	11	12	.917	—	—	25	9	9	0	—	—	—	41	13.7
1960-61	8	—	210	30	88	.341	16	23	.696	—	—	99	20	18	0	—	—	—	76	9.5
1961-62	5	—	193	41	109	.376	6	8	.750	—	—	80	10	15	0	—	—	—	88	17.6
1962-63	5	—	187	26	60	.433	16	21	.762	—	—	75	9	12	0	—	—	—	68	13.6
1963-64	5	—	185	40	83	.482	15	20	.750	—	—	69	16	12	0	—	—	—	95	19.0
1964-65	11	—	181	24	67	.358	15	21	.714	—	—	38	28	20	0	—	—	—	63	5.7
TOTALS	**73**	**—**	**2226**	**368**	**948**	**.388**	**192**	**279**	**.688**	**—**	**—**	**810**	**157**	**168**	**0**	**—**	**—**	**—**	**928**	**12.7**

RED KERR ALL-STAR GAME

	G	GS	MIN	FG	FGA	PCT	FT	FTA	PCT	OFF	DEF	TOT	A	PF	D	ST	TO	BS	PTS	AVG
1956	1	0	16	2	4	.500	0	1	.000	—	—	8	0	—	—	—	—	—	4	—
1959	1	0	21	3	14	.214	1	2	.500	—	—	9	2	—	—	—	—	—	7	—
1963	1	0	11	0	4	.000	2	2	1.000	—	—	2	1	—	—	—	—	—	2	—
TOTALS	**3**	**0**	**48**	**5**	**22**	**.227**	**3**	**5**	**.600**	**—**	**—**	**19**	**3**	**—**	**—**	**—**	**—**	**—**	**13**	**4.3**

KIDD, WARREN

Middle Tennessee State | #43 | HT: 6-9 | WT: 235
Birthdate: Sept. 9, 1970 | Drafted: Undrafted

	G	GS	MIN	FG	FGA	PCT	FT	FTA	PCT	OFF	DEF	TOT	A	PF	D	ST	TO	BS	PTS	AVG
1993-94	68	14	884	100	169	.592	47	86	.547	76	157	233	19	129	0	19	44	23	247	3.6

KIMBALL, TOBY

Connecticut | #7 | HT: 6-8 | WT: 220
Birthdate: Sept. 23, 1942 | Drafted: 1965, 3rd round (22nd overall) by Boston

	G	GS	MIN	FG	FGA	PCT	FT	FTA	PCT	OFF	DEF	TOT	A	PF	D	ST	TO	BS	PTS	AVG
1973-74	75	1	1592	216	456	.474	127	185	.686	185	367	552	73	199	1	49	—	23	559	7.5

KING, ALBERT

Maryland | #17 | HT: 6-6 | WT: 215
Birthdate: Dec. 17, 1959 | Drafted: 1981, 1st round (10th overall) by Golden St.

	G	GS	MIN	FG	FGA	PCT	FT	FTA	PCT	OFF	DEF	TOT	A	PF	D	ST	TO	BS	PTS	AVG
1987-88	72	44	1593	211	540	.391	78	103	.757	71	145	216	109	219	4	39	93	18	517	7.2

3-PT. FG: 1987-88, 17-49 (.343)

KING, FRANKIE

Western Carolina | #20 | HT: 6-1 | WT: 185
Birthdate: June 6, 1972 | Drafted: 1995, 2nd round (37th overall) by LA Lakers

	G	GS	MIN	FG	FGA	PCT	FT	FTA	PCT	OFF	DEF	TOT	A	PF	D	ST	TO	BS	PTS	AVG
1996-97	7	0	59	7	17	.412	5	5	1.000	4	10	14	5	7	0	4	3	0	20	2.9

3-PT. FG: 1996-97, 1-2 (.500)

KING, GEORGE JR.

Charleston (W.Va.) | #14 | HT: 6-0 | WT: 185
Birthdate: Aug. 16, 1928 | Drafted: 1950, by Chicago

	G	GS	MIN	FG	FGA	PCT	FT	FTA	PCT	OFF	DEF	TOT	A	PF	D	ST	TO	BS	PTS	AVG
1951-52	66	—	1899	235	579	.406	188	264	.712	—	—	274	244	199	6	—	—	—	658	10.0
1952-53	71	—	2519	255	635	.402	284	442	.643	—	—	281	364	244	2	—	—	—	794	11.2
1953-54	72	—	2370	280	744	.376	257	410	.627	—	—	268	272	179	2	—	—	—	817	11.3
1954-55	67	—	2015	228	605	.377	140	229	.611	—	—	227	331	148	0	—	—	—	596	8.9
1955-56	72	—	2343	284	763	.372	176	275	.640	—	—	250	410	150	2	—	—	—	744	10.3
TOTALS	**348**	**—**	**11146**	**1282**	**3326**	**.385**	**1045**	**1620**	**.645**	**—**	**—**	**1300**	**1621**	**920**	**12**	**—**	**—**	**—**	**3609**	**10.4**

KING GEORGE JR. PLAYOFFS

	G	GS	MIN	FG	FGA	PCT	FT	FTA	PCT	OFF	DEF	TOT	A	PF	D	ST	TO	BS	PTS	AVG
1951-52	6	—	207	19	54	.352	19	28	.679	—	—	29	21	17	0	—	—	—	57	9.5
1952-53	2	—	67	6	13	.462	10	12	.833	—	—	5	9	12	2	—	—	—	22	11.0
1953-54	10	—	286	25	62	.403	38	63	.603	—	—	22	21	30	1	—	—	—	88	8.8
1954-55	11	—	371	46	117	.393	35	55	.636	—	—	41	62	33	0	—	—	—	127	11.5
1955-56	8	—	317	39	108	.361	38	48	.792	—	—	47	60	16	0	—	—	—	116	14.5
TOTALS	**37**	**—**	**1248**	**135**	**354**	**.381**	**140**	**206**	**.680**	**—**	**—**	**144**	**173**	**108**	**3**	**—**	**—**	**—**	**410**	**11.1**

KNOSTMAN, DICK

Kansas State | HT: 6-6 | WT: 215
Birthdate: Aug. 9, 1931 | Drafted: N/A

	G	GS	MIN	FG	FGA	PCT	FT	FTA	PCT	OFF	DEF	TOT	A	PF	D	ST	TO	BS	PTS	AVG
1953-54	5	—	47	3	10	.300	7	11	.636	—	—	17	6	9	0	—	—	—	13	2.6

KORVER, KYLE

Creighton | #26 | HT: 6-7 | WT: 210
Birthdate: March 17, 1981 | Drafted: 2003, 2nd round (51st overall) by New Jersey

	G	GS	MIN	FG	FGA	PCT	FT	FTA	PCT	OFF	DEF	TOT	A	PF	D	ST	TO	BS	PTS	AVG
2003-04	74	0	882	115	327	.352	19	24	.792	30	81	111	40	102	2	25	41	8	330	4.5
2004-05	82	57	2667	317	759	.418	82	96	.854	40	339	379	182	265	2	103	106	33	942	11.5
2005-06	82	43	2563	327	761	.430	101	119	.849	27	243	270	163	224	1	65	98	26	939	11.5
2006-07	74	1	2288	372	845	.440	191	209	.914	30	229	259	105	188	1	57	117	20	1067	14.4
2007-08	25	0	657	90	227	.396	31	34	.912	12	61	73	33	67	1	20	28	6	249	10.0
TOTALS	**337**	**101**	**9057**	**1221**	**2919**	**.418**	**424**	**482**	**.880**	**139**	**953**	**1092**	**523**	**846**	**7**	**270**	**390**	**93**	**3527**	**10.5**

3-PT FG: 2003-04, 81-207 (.391); 2004-05, 226-558 (.405); 2005-06, 184-438 (.422); 2006-07, 132-307 (.430) ; 2007-08, 38-108 (.352); TOTALS, 661-1618 (.409)

PLAYOFFS

	G	GS	MIN	FG	FGA	PCT	FT	FTA	PCT	OFF	DEF	TOT	A	PF	D	ST	TO	BS	PTS	AVG
2004-05	5	5	147	8	28	.286	2	2	1.000	3	10	13	8	18	0	4	8	1	25	5.0

3-PT FG: 2004-05, 7-24 (.292)

KUCZENSKI, BRUCE

Connecticut | #23 | HT: 6-10 | WT: 230
Birthdate: Feb. 3, 1961 | Drafted: 1983, 3rd round (59th overall) by New Jersey

	G	GS	MIN	FG	FGA	PCT	FT	FTA	PCT	OFF	DEF	TOT	A	PF	D	ST	TO	BS	PTS	AVG
1983-84	3	2	40	1	8	.125	1	2	.500	1	5	6	2	7	0	1	5	1	3	1.0

KUKOC, TONI

Croatia | #7 | HT: 6-11 | WT: 235
Birthdate: Sept. 18, 1968 | Drafted: 1990, 2nd round (29th overall) by Chicago

	G	GS	MIN	FG	FGA	PCT	FT	FTA	PCT	OFF	DEF	TOT	A	PF	D	ST	TO	BS	PTS	AVG
1999-00	32	8	916	149	340	.438	74	110	.673	38	105	143	141	61	0	33	71	9	398	12.4
2000-01	48	5	979	151	330	.458	52	88	.591	47	115	162	93	62	0	35	60	6	386	8.0
TOTALS	**80**	**13**	**1895**	**300**	**670**	**.448**	**126**	**198**	**.636**	**85**	**220**	**305**	**234**	**123**	**0**	**68**	**131**	**15**	**784**	**9.8**

3-PT. FG: 1999-00, 26-90 (.289); 2000-01, 32-78 (.410)

TONI KUKOC PLAYOFFS

	G	GS	MIN	FG	FGA	PCT	FT	FTA	PCT	OFF	DEF	TOT	A	PF	D	ST	TO	BS	PTS	AVG
2000-01	10	0	257	36	93	.387	10	17	.588	7	30	37	17	26	0	10	15	3	93	9.3

3-PT. FG: 1999-00, 11-34 (.324)

LAMPLEY, JIM

Arkansas Little Rock | #11 | HT: 6-11 | WT: 230
Birthdate: July 2, 1960 | Drafted: 1983, 5th round (102nd overall pick) by Dallas

	G	GS	MIN	FG	FGA	PCT	FT	FTA	PCT	OFF	DEF	TOT	A	PF	D	ST	TO	BS	PTS	AVG
1986-87	1	0	16	1	3	.333	1	2	.500	1	4	5	0	0	0	1	1	0	3	3.0

LANG, ANDREW

Arkansas | #28 | HT: 6-11 | WT: 250
Birthdate: June 28, 1966 | Drafted: 1988, 2nd round (28th overall) by Phoenix

	G	GS	MIN	FG	FGA	PCT	FT	FTA	PCT	OFF	DEF	TOT	A	PF	D	ST	TO	BS	PTS	AVG
1992-93	73	59	1861	149	351	.425	87	114	.763	136	300	436	79	261	4	46	89	141	386	5.3

3-PT. FG: 1992-93, 1-5 (.200)

LANG, ANTONIO

Duke | #41 | HT: 6-8 | WT: 230
Birthdate: May 15, 1972 | Drafted: 1994, 2nd round (29th overall) by Phoenix

	G	GS	MIN	FG	FGA	PCT	FT	FTA	PCT	OFF	DEF	TOT	A	PF	D	ST	TO	BS	PTS	AVG
1999-00	3	0	6	1	1	1.000	1	1	1.000	0	0	0	1	1	0	0	0	0	3	1.0

LAVOY, BOB

Western Kentucky | HT: 6-7 | HT: 185
Birthdate: June 29, 1926 | Drafted: N/A

	G	GS	MIN	FG	FGA	PCT	FT	FTA	PCT	OFF	DEF	TOT	A	PF	D	ST	TO	BS	PTS	AVG
1953-54*	68	—	1277	135	356	.379	94	129	.729	—	—	317	78	215	2	—	—	—	364	5.4

PLAYOFFS

	G	GS	MIN	FG	FGA	PCT	FT	FTA	PCT	OFF	DEF	TOT	A	PF	D	ST	TO	BS	PTS	AVG
1953-54	13	—	358	37	95	.389	44	55	.800	—	—	85	20	50	0	—	—	—	118	9.1

LEAKS, MANNY

Niagara | #26 | HT: 6-8 | WT: 230
Birthdate: Nov. 27, 1945 | Drafted: 1968, 2nd round (20th overall) by Detroit

	G	GS	MIN	FG	FGA	PCT	FT	FTA	PCT	OFF	DEF	TOT	A	PF	D	ST	TO	BS	PTS	AVG
1972-73	82	63	2530	377	933	.404	144	200	.720	—	—	677	95	191	5	—	—	—	898	11.0

LECKNER, ERIC

Wyoming | #45 | HT: 6-11 | WT: 265
Birthdate: May 27, 1966 | Drafted: 1988, 1st round (17th overall) by Utah

	G	GS	MIN	FG	FGA	PCT	FT	FTA	PCT	OFF	DEF	TOT	A	PF	D	ST	TO	BS	PTS	AVG
1993-94	71	36	1163	139	286	.486	84	130	.646	75	207	282	86	190	2	18	86	34	362	5.1

3-PT. FG: 1993-94, 0-2 (.000)

LEE, CLYDE

Vanderbilt | #34 | HT: 6-10 | WT: 215
Birthdate: Mar. 14, 1944 | Drafted: 1966, 1st round (3rd overall) by San Francisco

	G	GS	MIN	FG	FGA	PCT	FT	FTA	PCT	OFF	DEF	TOT	A	PF	D	ST	TO	BS	PTS	AVG
1974-75	71	35	2279	164	391	.419	87	138	.630	264	423	687	97	260	9	29	—	16	415	5.8
1975-76	79	0	1421	123	282	.436	63	95	.663	164	289	453	59	188	0	23	—	27	309	3.9
TOTALS	**150**	**35**	**3700**	**287**	**673**	**.426**	**150**	**233**	**.644**	**428**	**712**	**1140**	**156**	**448**	**9**	**52**	**—**	**43**	**724**	**4.8**

PLAYOFFS

	G	GS	MIN	FG	FGA	PCT	FT	FTA	PCT	OFF	DEF	TOT	A	PF	D	ST	TO	BS	PTS	AVG
1975-76	3	—	53	4	6	.667	6	7	.857	4	12	16	6	11	0	6	—	9	17	5.7

LEVANE, FUZZY

St. John's (N.Y.) | HT: 6-2 | WT: 190
Birthdate: April 11, 1920 | Drafted: N/A

	G	GS	MIN	FG	FGA	PCT	FT	FTA	PCT	OFF	DEF	TOT	A	PF	D	ST	TO	BS	PTS	AVG
1949-50	60	—	—	139	418	.333	54	85	.635	—	—	—	156	106	—	—	—	—	332	5.5

PLAYOFFS

	G	GS	MIN	FG	FGA	PCT	FT	FTA	PCT	OFF	DEF	TOT	A	PF	D	ST	TO	BS	PTS	AVG
1949-50	9	—	—	13	37	.351	5	5	1.000	—	—	—	13	11	—	—	—	—	31	3.4

LLOYD, EARL

West Virginia State | #11 | HT: 6-6 | WT: 220
Birthdate: April 3, 1928 | Drafted: N/A

	G	GS	MIN	FG	FGA	PCT	FT	FTA	PCT	OFF	DEF	TOT	A	PF	D	ST	TO	BS	PTS	AVG
1952-53	64	—	1806	156	453	.344	160	231	.693	—	—	444	64	241	6	—	—	—	472	7.4
1953-54	72	—	2206	249	666	.374	156	209	.746	—	—	529	115	303	12	—	—	—	654	9.1
1954-55	72	—	2212	286	784	.365	159	212	.750	—	—	553	151	283	4	—	—	—	731	10.2
1955-56	72	—	1837	213	636	.335	186	241	.772	—	—	492	116	267	6	—	—	—	612	8.5
1956-57	72	—	1965	256	687	.373	134	179	.749	—	—	435	114	282	10	—	—	—	646	9.0
1957-58	61	—	1045	119	359	.331	79	106	.745	—	—	287	60	179	3	—	—	—	317	5.2
TOTALS	**413**	**—**	**11071**	**1279**	**3585**	**.357**	**874**	**1178**	**.742**	**—**	**—**	**2740**	**620**	**1555**	**41**	**—**	**—**	**—**	**3432**	**8.3**

EARL LLOYD PLAYOFFS

	G	GS	MIN	FG	FGA	PCT	FT	FTA	PCT	OFF	DEF	TOT	A	PF	D	ST	TO	BS	PTS	AVG
1952-53	2	—	73	4	17	.235	7	10	.700	—	—	9	5	10	0	—	—	—	15	7.5
1953-54	10	—	260	25	73	.342	17	26	.654	—	—	57	20	34	0	—	—	—	67	6.7
1954-55	11	—	355	44	122	.361	39	52	.750	—	—	89	35	41	0	—	—	—	127	11.5
1955-56	8	—	172	26	81	.321	13	14	.929	—	—	43	7	37	1	—	—	—	65	8.1
1956-57	5	—	83	12	30	.400	7	11	.636	—	—	21	5	18	0	—	—	—	31	6.2
1957-58	3	—	32	5	14	.357	0	0	---	—	—	8	0	8	0	—	—	—	10	3.3
TOTALS	**39**	**—**	**975**	**116**	**337**	**.344**	**83**	**113**	**.735**	**—**	**—**	**227**	**72**	**148**	**1**	**—**	**—**	**—**	**315**	**8.1**

LLOYD, LEWIS

Drake — #30 — HT: 6-6 — WT: 205
Birthdate: Feb. 22, 1959 — Drafted: 1981, 4th round (76th overall) by Golden State

	G	GS	MIN	FG	FGA	PCT	FT	FTA	PCT	OFF	DEF	TOT	A	PF	D	ST	TO	BS	PTS	AVG
1989-90	2	0	10	1	2	.500	0	0	---	0	0	0	0	3	0	0	4	0	2	1.0

LOCHMUELLER, BOB

Louisville — HT: 6-6 — WT: 185
Birthdate: June 5, 1927 — Drafted: N/A

	G	GS	MIN	FG	FGA	PCT	FT	FTA	PCT	OFF	DEF	TOT	A	PF	D	ST	TO	BS	PTS	AVG
1952-53	62	—	802	79	245	.322	74	122	.607	—	—	162	47	143	1	—	—	—	232	3.7

PLAYOFFS

	G	GS	MIN	FG	FGA	PCT	FT	FTA	PCT	OFF	DEF	TOT	A	PF	D	ST	TO	BS	PTS	AVG
1952-53	2	—	21	2	10	.200	1	4	.250	—	—	5	2	12	2	—	—	—	5	2.5

LOFGRAN, ED

Grant Tech; San Francisco — HT: 6-5 — WT: 200
Birthdate: Nov. 18, 1928 — Drafted: N/A

	G	GS	MIN	FG	FGA	PCT	FT	FTA	PCT	OFF	DEF	TOT	A	PF	D	ST	TO	BS	PTS	AVG
1950-51*	61	—	—	79	270	.293	79	127	.622	—	—	157	36	132	4	—	—	—	237	3.9

LONG, ART

Cincinnati — #35 — HT: 6-9 — WT: 250
Birthdate: Oct. 1, 1972 — Drafted: Undrafted

	G	GS	MIN	FG	FGA	PCT	FT	FTA	PCT	OFF	DEF	TOT	A	PF	D	ST	TO	BS	PTS	AVG
2002-03	19	0	131	19	50	.380	1	5	.200	13	27	40	2	22	0	2	9	8	40	2.1

3 PT. FG: 2002-03, 1-1 (1.000)

LOUGHERY, KEVIN

St. John's '62 — #22 — HT: 6-3 — WT: 190
Birthdate: Mar. 28, 1940 — Drafted: 1962, 2nd round (11th overall) by Detroit

	G	GS	MIN	FG	FGA	PCT	FT	FTA	PCT	OFF	DEF	TOT	A	PF	D	ST	TO	BS	PTS	AVG
1971-72	74	29	1829	337	792	.426	258	312	.827	—	—	178	188	208	3	—	—	—	932	12.6
1972-73	32	21	955	169	427	.396	107	130	.823	—	—	113	148	104	0	—	—	—	445	13.9
TOTALS	**106**	**50**	**2784**	**506**	**1219**	**.415**	**365**	**442**	**.826**	**—**	**—**	**291**	**336**	**312**	**3**	**—**	**—**	**—**	**1377**	**13.0**

LYNCH, GEORGE

North Carolina — #9 — HT: 6-8 — WT: 230
Birthdate: Sept. 3, 1970 — Drafted: 1993, 1st round (12th overall) by LA Lakers

	G	GS	MIN	FG	FGA	PCT	FT	FTA	PCT	OFF	DEF	TOT	A	PF	D	ST	TO	BS	PTS	AVG
1998-99	43	43	1315	147	349	.421	53	84	.631	110	169	279	76	142	2	85	79	22	356	8.3
1999-00	75	75	2416	297	644	.461	113	183	.617	216	366	582	136	231	2	119	120	38	722	9.6
2000-01	82	80	2649	274	616	.445	123	171	.719	200	390	590	139	222	2	99	109	30	686	8.4
TOTALS	**200**	**198**	**6380**	**718**	**1609**	**.446**	**289**	**438**	**.660**	**526**	**925**	**1451**	**351**	**595**	**6**	**303**	**308**	**90**	**1764**	**8.8**

3-PT. FG: 1998-99, 9-23 (.391); 1999-00, 15-36 (.417); 2000-01, 15-57 (.263); TOTALS, 39-116 (.336)

PLAYOFFS

	G	GS	MIN	FG	FGA	PCT	FT	FTA	PCT	OFF	DEF	TOT	A	PF	D	ST	TO	BS	PTS	AVG
1998-99	8	6	249	29	65	.446	12	17	.706	28	25	53	16	30	1	18	13	2	72	9.0
1999-00	10	10	293	22	65	.338	14	18	.778	26	45	71	14	33	1	9	8	5	59	5.9
2000-01	10	8	222	24	0	.480	9	14	.643	20	31	51	12	30	0	13	13	2	57	5.7
TOTALS	**40**	**24**	**915**	**92**	**216**	**.426**	**48**	**59**	**.814**	**87**	**121**	**208**	**50**	**119**	**2**	**48**	**45**	**9**	**236**	**5.9**

3-PT. FG: 1998-99, 2-6 (.333); 1999-00, 1-7 (.143); 2000-01, 0-1 (.000); TOTALS, 3-14 (.214)

MacCULLOCH, TODD

Washington — #50 — HT: 7-0 — WT: 280
Birthdate: Jan. 27, 1976 — Drafted:1999, 2nd round (47th overall) by 76ers

	G	GS	MIN	FG	FGA	PCT	FT	FTA	PCT	OFF	DEF	TOT	A	PF	D	ST	TO	BS	PTS	AVG
1999-00	56	6	528	89	161	.553	28	54	.519	48	98	146	13	94	0	11	26	37	206	3.7
2000-01	63	3	597	109	185	.589	42	66	.636	69	99	168	10	96	0	7	27	19	260	4.1
2002-03	42	35	812	123	238	.517	53	79	.671	66	130	196	20	107	0	19	32	35	299	7.1
2003-04	INJURED LIST - FOOT NEUROPATHY																			
TOTALS	**161**	**44**	**1937**	**321**	**584**	**.550**	**123**	**199**	**.618**	**183**	**327**	**510**	**43**	**297**	**0**	**37**	**85**	**91**	**765**	**4.8**

3-PT. FG: 1999-00, 2-4 (.500); 2000-01, 0-0 (.---); 2002-03, 0-0 (.---); TOTALS, 2-4 (.500)

PLAYOFFS

	G	GS	MIN	FG	FGA	PCT	FT	FTA	PCT	OFF	DEF	TOT	A	PF	D	ST	TO	BS	PTS	AVG
1999-00	5	0	24	2	3	.667	4	6	.667	3	6	9	0	2	0	0	0	0	8	1.6
2000-01	18	0	109	24	38	.632	8	10	.800	17	12	29	4	14	0	0	4	3	56	3.1
TOTALS	**23**	**0**	**133**	**26**	**41**	**.634**	**12**	**16**	**.750**	**20**	**18**	**38**	**4**	**16**	**0**	**0**	**4**	**3**	**64**	**2.8**

3-PT. FG: 1999-00, 0-2 (.000); 2000-01, 0-0 (.---); TOTALS, 0-2 (.000)

MACK, SHELVIN

Butler — #14 — HT: 6-3 — WT: 215
Birthdate: Apr. 22 1989 — Drafted: 2011, 2nd round (34th overall) by Washington

	G	GS	MIN	FG	FGA	PCT	FT	FTA	PCT	OFF	DEF	TOT	A	PF	D	ST	TO	BS	PTS	AVG
2012-13	4	0	7	1	2	.500	0	0	---	0	0	0	1	1	0	0	2	0	2	0.5

3-PT. FG: 2012-13, 0-1, (.000)

MACKNOWSKI, JOHNNY

Seton Hall — HT: 6-1 — WT: 185
Birthdate: Jan. 7, 1923 — Drafted: N/A

	G	GS	MIN	FG	FGA	PCT	FT	FTA	PCT	OFF	DEF	TOT	A	PF	D	ST	TO	BS	PTS	AVG
1949-50	59	—	—	154	463	.333	131	178	.736	—	—	—	65	128	—	—	—	—	439	7.4
1950-51	58	—	—	131	435	.301	122	170	.718	—	—	110	69	134	3	—	—	—	384	6.6
TOTALS	**117**	**—**	**—**	**285**	**898**	**.317**	**253**	**348**	**.727**	**—**	**—**	**110**	**134**	**262**	**3**	**—**	**—**	**—**	**823**	**7.0**

PLAYOFFS

	G	GS	MIN	FG	FGA	PCT	FT	FTA	PCT	OFF	DEF	TOT	A	PF	D	ST	TO	BS	PTS	AVG
1949-50	11	—	—	39	100	.390	39	51	.765	—	—	—	21	18	—	—	—	—	117	10.6
1950-51	2	—	—	6	13	.462	1	3	.333	—	—	7	4	5	0	—	—	—	13	6.5
TOTALS	**13**	**—**	**—**	**45**	**113**	**.398**	**40**	**54**	**.741**	**—**	**—**	**7**	**25**	**23**	**0**	**—**	**—**	**—**	**130**	**10.0**

MacLEAN, DON

UCLA — #25 — HT: 6-10 — WT: 235
Birthdate: Jan. 16, 1970 — Drafted: 1992, 1st round (19th overall) by Detroit

	G	GS	MIN	FG	FGA	PCT	FT	FTA	PCT	OFF	DEF	TOT	A	PF	D	ST	TO	BS	PTS	AVG
1996-97	37	2	733	163	365	.447	64	97	.660	41	99	140	37	71	0	12	47	10	402	10.9

3-PT. FG: 1996-97, 12-38 (.316)

MAHORN, RICK

Hampton — #44 & #4 — HT: 6-10 — WT: 260
Birthdate: Sept. 21, 1958 — Drafted: 1980, 2nd round (35th overall) by Washington

	G	GS	MIN	FG	FGA	PCT	FT	FTA	PCT	OFF	DEF	TOT	A	PF	D	ST	TO	BS	PTS	AVG
1989-90	75	66	2271	313	630	.497	183	256	.715	167	401	568	98	251	2	44	104	103	811	10.8
1990-91	80	74	2439	261	559	.467	189	240	.788	151	470	621	118	276	6	79	127	56	711	8.9
1998-99	16	0	127	5	18	.278	3	8	.375	7	16	23	2	22	0	5	6	1	13	0.8
TOTALS	**171**	**140**	**4837**	**579**	**1207**	**.479**	**375**	**504**	**.744**	**325**	**887**	**1212**	**218**	**549**	**8**	**128**	**237**	**160**	**1535**	**8.9**

3-PT. FG: 1989-90, 2-9 (.222); 1990-91, 0-9 (.000); 1998-99, 0-0 (---); TOTALS, 2-18 (.111)

PLAYOFFS

	G	GS	MIN	FG	FGA	PCT	FT	FTA	PCT	OFF	DEF	TOT	A	PF	D	ST	TO	BS	PTS	AVG
1989-90	10	10	342	37	86	.430	20	26	.769	18	52	70	10	41	1	7	13	8	94	9.4
1990-91	8	8	208	20	36	.556	11	14	.786	7	35	42	14	25	0	2	8	4	51	6.4
1998-99	5	0	29	2	6	.333	1	2	.500	2	6	8	1	6	0	1	1	0	5	1.0
TOTALS	**23**	**18**	**579**	**59**	**128**	**.461**	**32**	**42**	**.762**	**27**	**93**	**120**	**25**	**72**	**1**	**10**	**22**	**12**	**150**	**6.5**

3-PT. FG: 1989-90, 0-1 (.000)

MALONE, JEFF

Mississippi State — #25 — HT: 6-4 — WT: 205
Birthdate: June 28, 1961 — Drafted: 1983, 1st round (10th overall) by Washington

	G	GS	MIN	FG	FGA	PCT	FT	FTA	PCT	OFF	DEF	TOT	A	PF	D	ST	TO	BS	PTS	AVG
1993-94	27	23	903	187	389	.481	76	94	.809	23	61	84	59	46	0	14	28	0	454	16.8
1994-95	19	19	660	144	284	.507	51	59	.864	11	44	55	29	35	0	15	29	0	350	18.4
1995-96	25	3	407	63	160	.394	24	26	.923	8	24	32	19	19	0	13	19	0	155	6.2
TOTALS	**61**	**45**	**1970**	**394**	**833**	**.473**	**151**	**179**	**.844**	**42**	**129**	**171**	**107**	**100**	**0**	**42**	**76**	**0**	**959**	**15.7**

3-PT. FG: 1993-94, 4-6 (.667); 1994-95, 11-28 (.393); 1995-96, 5-16 (.313); TOTALS, 20-50 (.400)

MALONE, MOSES

Petersburg H.S. (VA) — #2 — HT: 6-10 — WT: 255
Birthdate: Mar 23, 1955 — Drafted: 1976, by Portland in ABA Dispersal (5th pick)

	G	GS	MIN	FG	FGA	PCT	FT	FTA	PCT	OFF	DEF	TOT	A	PF	D	ST	TO	BS	PTS	AVG
1982-83	78	78	2922	654	1305	.501	600	788	.761	445	749	1194	101	206	0	89	264	157	1908	24.5
1983-84	71	71	2613	532	1101	.483	545	727	.750	352	598	950	96	188	0	71	250	110	1609	22.7
1984-85	79	79	2957	602	1284	.469	737	904	.815	385	646	1031	130	216	0	67	286	123	1941	24.6
1985-86	74	74	2706	571	1246	.458	617	784	.787	339	533	872	90	194	0	67	261	71	1759	23.8
1993-94	55	0	618	102	232	.440	90	117	.769	106	120	226	34	52	0	11	59	17	294	5.3
TOTALS	**357**	**302**	**11816**	**2461**	**5168**	**.476**	**2589**	**3320**	**.780**	**1627**	**2646**	**4273**	**451**	**856**	**0**	**305**	**1120**	**478**	**7511**	**21.0**

3-PT. FG: 1982-83, 0-1 (.000); 1983-84, 0-4 (.000); 1984-85, 0-2 (.000); 1985-86, 0-1 (.000); 1993-94, 0-1 (.000); TOTALS, 0-9 (.000

PLAYOFFS

	G	GS	MIN	FG	FGA	PCT	FT	FTA	PCT	OFF	DEF	TOT	A	PF	D	ST	TO	BS	PTS	AVG
1982-83	13	13	524	126	235	.536	86	120	.717	70	136	206	20	40	0	1	40	25	338	26.0
1983-84	5	5	212	38	83	.458	31	32	.969	20	49	69	7	15	0	3	21	11	107	21.4
1984-85	13	13	505	90	212	.425	82	103	.796	36	102	138	24	39	0	17	23	22	262	20.2
TOTALS	**31**	**31**	**1241**	**254**	**530**	**.479**	**199**	**255**	**.780**	**126**	**287**	**413**	**51**	**94**	**0**	**21**	**84**	**58**	**707**	**22.8**

MOSES MALONE ALL-STAR GAME

	G	GS	MIN	FG	FGA	PCT	FT	FTA	PCT	OFF	DEF	TOT	A	PF	D	ST	TO	BS	PTS	AVG
1983	1	1	24	3	8	.375	4	6	.667	2	6	8	3	1	0	0	1	1	10	—
1984	SELECTED BUT DNP DUE TO INJURY																			
1985	1	1	33	2	10	.200	3	6	.500	5	7	12	1	4	0	0	3	0	7	—
1986	1	1	34	5	12	.417	6	9	.667	5	8	13	0	4	0	1	1	0	16	—
TOTALS	**3**	**3**	**91**	**10**	**30**	**.333**	**13**	**21**	**.619**	**12**	**21**	**33**	**4**	**9**	**0**	**1**	**5**	**1**	**33**	**11.0**

MARSHALL, DONYELL

Connecticut — #8 — HT: 6-9 — WT: 230
Birthdate: May 18, 1973 — Drafted:1994, 1st round (4th overall) by Minnesota

	G	GS	MIN	FG	FGA	PCT	FT	FTA	PCT	OFF	DEF	TOT	A	PF	D	ST	TO	BS	PTS	AVG
2008-09	25	0	189	33	73	.452	3	6	.500	6	34	40	15	24	0	4	6	5	94	3.8

3-PT. FG: 2008-09, 25-55 (.455)

PLAYOFFS

	G	GS	MIN	FG	FGA	PCT	FT	FTA	PCT	OFF	DEF	TOT	A	PF	D	ST	TO	BS	PTS	AVG
2008-09	6	0	50	6	16	.375	0	0	--	0	7	7	0	9	0	1	2	1	16	2.7

3-PT. FG: 2008-09, 4-11 (.364)

MASINO, AL Canisius

HT: 5-11 — WT: 175 — Birthdate: Feb. 5, 1928 — Drafted: N/A

	G	GS	MIN	FG	FGA	PCT	FT	FTA	PCT	OFF	DEF	TOT	A	PF	D	ST	TO	BS	PTS	AVG
1953-54*	27	—	181	26	62	.419	30	49	.612	—	—	28	22	44	0	—	—	—	82	3.0

PLAYOFFS

	G	GS	MIN	FG	FGA	PCT	FT	FTA	PCT	OFF	DEF	TOT	A	PF	D	ST	TO	BS	PTS	AVG
1953-54	13	—	96	7	20	.350	7	15	.467	—	—	6	7	23	0	—	—	—	21	1.6

MASSENBURG, TONY

Maryland — #30 — HT: 6-9 — WT: 245
Birthdate: July 31, 1967 — Drafted: 1990, 2nd round (43rd overall) by San Antonio

	G	GS	MIN	FG	FGA	PCT	FT	FTA	PCT	OFF	DEF	TOT	A	PF	D	ST	TO	BS	PTS	AVG
1995-96	30	8	804	114	236	.483	68	92	.739	75	111	186	12	73	0	15	38	11	296	9.9

3-PT. FG: 1995-96, 0-3 (.000)

MATTHEWS, WES

Wisconsin — #1 — HT: 6-1 — WT: 170
Birthdate: Aug. 24, 1959 — Drafted: 1980, 1st round (14th overall) by Washington

	G	GS	MIN	FG	FGA	PCT	FT	FTA	PCT	OFF	DEF	TOT	A	PF	D	ST	TO	BS	PTS	AVG
1983-84	14	5	292	45	101	.446	9	14	.643	6	17	23	62	32	0	11	30	2	100	7.1

3-PT. FG: 1983-84, 1-7 (.143)

PLAYOFFS

	G	GS	MIN	FG	FGA	PCT	FT	FTA	PCT	OFF	DEF	TOT	A	PF	D	ST	TO	BS	PTS	AVG
1983-84	4	—	23	4	8	.500	1	2	.500	0	0	0	4	4	0	1	4	0	10	2.5

MAXWELL, VERNON

Florida — #11 — HT: 6-4 — WT: 190
Birthdate: Sept. 12, 1965 — Drafted: 1988, 2nd round (47th overall) by Denver

	G	GS	MIN	FG	FGA	PCT	FT	FTA	PCT	OFF	DEF	TOT	A	PF	D	ST	TO	BS	PTS	AVG
1995-96	75	57	2467	410	1052	.390	251	332	.756	39	190	229	330	182	1	96	215	12	1217	16.2
2000-01	24	6	375	42	125	.336	15	22	.682	3	34	37	29	33	0	12	18	0	120	5.0
TOTALS	**99**	**63**	**2842**	**452**	**1177**	**.384**	**266**	**354**	**.751**	**42**	**224**	**266**	**359**	**215**	**1**	**108**	**233**	**12**	**1337**	**13.5**

3-PT. FG: 1995-96, 146-460 (.317); 2000-01, 21-64 (.328); TOTALS, 167-524 (.319)

MAY, DON

Dayton — #34 — HT: 6-4 — WT: 220
Birthdate: Jan. 3, 1946 — Drafted: 1968, 3rd round (30th overall) by New York

	G	GS	MIN	FG	FGA	PCT	FT	FTA	PCT	OFF	DEF	TOT	A	PF	D	ST	TO	BS	PTS	AVG
1972-73	26	0	602	128	290	.441	53	62	.855	—	—	143	43	80	1	—	—	—	309	11.9
1973-74	56	5	812	152	367	.414	89	102	.873	25	111	136	63	137	0	25	—	8	393	7.0
TOTALS	**82**	**5**	**1414**	**280**	**657**	**.426**	**142**	**164**	**.866**	**25**	**111**	**279**	**106**	**217**	**1**	**25**	**—**	**8**	**702**	**8.6**

MAYES, THARON

Florida State — #25 — HT: 6-3 — WT: 175
Birthdate: Sept. 9, 1968 — Drafted: Undrafted

	G	GS	MIN	FG	FGA	PCT	FT	FTA	PCT	OFF	DEF	TOT	A	PF	D	ST	TO	BS	PTS	AVG
1991-92	21	0	215	28	94	.298	20	30	.667	3	12	15	32	32	0	14	28	1	90	4.3

3-PT. FG: 1991-92, 14-39 (.359)

MAYNOR, ERIC

Virginia Commonwealth — #11 — HT: 6-3 — WT: 175
Birthdate: June 11, 1987 — Drafted: 2009, 1st round (20th overall) by Utah

	G	GS	MIN	FG	FGA	PCT	FT	FTA	PCT	OFF	DEF	TOT	A	PF	D	ST	TO	BS	PTS	AVG
2013-14	8	0	112	11	29	.379	4	8	.500	2	13	15	12	4	0	4	12	2	30	3.8

3-PT. FG: 2013-14, 4-12 (.333)

McADOO, BOB

North Carolina — #11 — HT: 6-9 — WT: 210
Birthdate: Sept. 25, 1951 — Drafted: 1972, 1st round (2nd overall) by Buffalo

	G	GS	MIN	FG	FGA	PCT	FT	FTA	PCT	OFF	DEF	TOT	A	PF	D	ST	TO	BS	PTS	AVG
1985-86	29	0	609	116	251	.462	62	81	.765	25	78	103	35	64	0	10	49	18	294	10.1

BOB MCADOO PLAYOFFS

	G	GS	MIN	FG	FGA	PCT	FT	FTA	PCT	OFF	DEF	TOT	A	PF	D	ST	TO	BS	PTS	AVG
1985-86	5	—	73	20	36	.556	14	16	.875	8	6	14	2	13	0	4	2	5	54	10.8

McCASKILL, AMAL

Marquette — #00 — HT: 6-11 — WT: 235
Birthdate: Oct. 28, 1973 — Drafted: 1996, 2nd round (49th overall) by Orlando

	G	GS	MIN	FG	FGA	PCT	FT	FTA	PCT	OFF	DEF	TOT	A	PF	D	ST	TO	BS	PTS	AVG
2003-04	59	3	636	47	117	.402	19	27	.704	48	85	113	20	89	0	12	25	20	113	1.9

3-PT FG: 2003-04, 0-1 (.000)

McCLAIN, TED

Tennessee State — #12 — HT: 6-2 — WT: 190
Birthdate: Aug. 30, 1947 — Entered NBA with N.J. Nets From ABA 1976

	G	GS	MIN	FG	FGA	PCT	FT	FTA	PCT	OFF	DEF	TOT	A	PF	D	ST	TO	BS	PTS	AVG
1977-78	29	0	293	42	96	.438	7	10	.700	9	28	37	34	36	0	16	22	4	91	3.1

PLAYOFFS

	G	GS	MIN	FG	FGA	PCT	FT	FTA	PCT	OFF	DEF	TOT	A	PF	D	ST	TO	BS	PTS	AVG
1977-78	5	0	31	3	10	.300	0	0	---	2	4	6	10	4	0	5	5	0	6	1.2

McCORMICK, TIM

Michigan — #40 — HT: 6-11 — WT: 240
Birthdate: Mar. 10, 1962 — Drafted: 1984, 1st round (12th overall) by Cleveland

	G	GS	MIN	FG	FGA	PCT	FT	FTA	PCT	OFF	DEF	TOT	A	PF	D	ST	TO	BS	PTS	AVG
1986-87	81	79	2817	391	718	.545	251	349	.719	180	431	611	114	270	4	36	153	64	1033	12.8
1987-88	23	17	601	71	138	.514	37	53	.698	49	95	144	26	75	1	14	35	8	179	7.8
TOTALS	**104**	**96**	**3418**	**462**	**856**	**.540**	**288**	**402**	**.716**	**229**	**526**	**755**	**140**	**345**	**5**	**50**	**188**	**72**	**1212**	**11.7**

PLAYOFFS

	G	GS	MIN	FG	FGA	PCT	FT	FTA	PCT	OFF	DEF	TOT	A	PF	D	ST	TO	BS	PTS	AVG
1986-87	5	—	121	12	24	.500	4	4	1.000	7	24	31	6	19	0	1	7	2	28	5.6

McFARLIN, IVAN

Oklahoma St. — #31 — HT: 6-8 — WT: 240
Birthdate: April 26, 1982 — Drafted: Undrafted

	G	GS	MIN	FG	FGA	PCT	FT	FTA	PCT	OFF	DEF	TOT	A	PF	D	ST	TO	BS	PTS	AVG
2006-07	11	0	41	5	13	.385	5	7	.714	7	4	11	1	8	0	0	1	0	15	1.4

3PT. FG: 206-07, 0-1 (.000)

McGINNIS, GEORGE

Indiana — #30 — HT: 6-8 — WT: 235
Birthdate: Aug, 12, 1950 — Drafted: 1973, 2nd round (22nd overall) by 76ers

	G	GS	MIN	FG	FGA	PCT	FT	FTA	PCT	OFF	DEF	TOT	A	PF	D	ST	TO	BS	PTS	AVG
1975-76	77	77	2946	647	1552	.417	475	642	.740	260	707	967	359	334	13	198	—	41	1769	23.0
1976-77	79	78	2769	659	1439	.458	372	546	.681	324	587	911	302	299	4	163	—	37	1690	21.4
1977-78	78	76	2533	588	1270	.463	411	574	.716	282	528	810	294	287	6	137	312	27	1587	20.3
TOTALS	**234**	**231**	**8248**	**1894**	**4261**	**.444**	**1258**	**1762**	**.714**	**866**	**1822**	**2688**	**955**	**920**	**23**	**498**	**312**	**105**	**5046**	**21.6**

PLAYOFFS

	G	GS	MIN	FG	FGA	PCT	FT	FTA	PCT	OFF	DEF	TOT	A	PF	D	ST	TO	BS	PTS	AVG
1975-76	3	—	120	29	61	.475	11	18	.611	9	32	41	12	14	1	1	—	4	69	23.0
1976-77	19	—	603	102	273	.374	65	114	.570	62	136	198	69	83	2	23	—	6	269	14.2
1977-78	10	—	273	53	125	.424	41	49	.837	24	54	78	30	40	1	15	38	1	147	14.7
TOTALS	**32**	**—**	**996**	**184**	**459**	**.401**	**117**	**181**	**.646**	**95**	**222**	**317**	**111**	**137**	**4**	**39**	**38**	**11**	**485**	**15.2**

ALL-STAR GAME

	G	GS	MIN	FG	FGA	PCT	FT	FTA	PCT	OFF	DEF	TOT	A	PF	D	ST	TO	BS	PTS	AVG
1976	1	0	19	4	9	.444	2	4	.500	1	6	7	2	2	0	0	—	0	10	—
1977	1	1	26	2	9	.222	0	2	.000	5	2	7	2	3	0	4	—	0	4	—
TOTALS	**2**	**1**	**45**	**6**	**18**	**.333**	**2**	**6**	**.333**	**6**	**8**	**14**	**4**	**5**	**0**	**4**	**—**	**0**	**14**	**7.0**

McKEY, DERRICK

Alabama — #9 — HT: 6-10 — WT: 245
Birthdate: Oct. 10, 1966 — Drafted: 1987, 1st round (9th overall) by Seattle

	G	GS	MIN	FG	FGA	PCT	FT	FTA	PCT	OFF	DEF	TOT	A	PF	D	ST	TO	BS	PTS	AVG
2001-02	41	1	784	52	122	.426	10	14	.714	48	79	127	45	90	0	41	22	4	119	2.9

3-PT. FG: 2001-02 5-12, .417

PLAYOFFS

	G	GS	MIN	FG	FGA	PCT	FT	FTA	PCT	OFF	DEF	TOT	A	PF	D	ST	TO	BS	PTS	AVG
2001-02	4	0	40	4	8	.500	0	0	---	3	3	6	1	5	0	1	1	2	8	2.0

McKIE, AARON

Temple — #8 — HT: 6-5 — WT: 209
Birthdate: Oct. 2, 1972 — Drafted: 1994, 1st round (17th overall) by Portland

	G	GS	MIN	FG	FGA	PCT	FT	FTA	PCT	OFF	DEF	TOT	A	PF	D	ST	TO	BS	PTS	AVG
1997-98	57	31	1341	96	277	.347	22	32	.688	34	129	163	137	117	0	78	52	12	223	3.9
1998-99	50	4	959	95	237	.401	44	62	.710	27	113	140	100	90	1	63	57	3	240	4.8
1999-00	82	82	1952	244	593	.411	121	146	.829	47	199	246	240	194	3	108	113	18	653	8.0
2000-01	76	33	2394	338	714	.473	149	194	.768	33	278	311	377	178	3	106	203	8	878	11.6
2001-02	48	16	1471	220	490	.449	96	122	.787	26	166	192	179	74	0	56	93	14	587	12.2
2002-03	80	40	2374	286	666	.429	112	134	.836	61	289	350	278	177	2	131	109	9	721	9.0
2003-04	75	41	2112	265	577	.459	84	111	.757	45	208	253	195	142	1	85	103	23	689	9.2
2004-05	68	3	1118	61	142	.430	10	16	.625	20	152	172	103	116	2	48	31	17	152	2.2
TOTALS	**536**	**250**	**13721**	**1605**	**3696**	**.434**	**638**	**817**	**.781**	**293**	**1534**	**1827**	**1609**	**1088**	**12**	**675**	**761**	**104**	**4143**	**7.7**

3-PT FG: 1997-98, 9-46 (.196); 1998-99, 6-31 (.194); 1999-00, 44-121 (.364); 2000-01, 53-170 (.312); 2001-02, 51-128 (.398); 2002-03, 37-112 (.330); 2003-04, 75-172 (.436); 2004-05, 20-62 (.323) TOTALS, 295-842 (.350)

AARON MCKIE PLAYOFFS

	G	GS	MIN	FG	FGA	PCT	FT	FTA	PCT	OFF	DEF	TOT	A	PF	D	ST	TO	BS	PTS	AVG
1998-99	6	0	97	7	23	.304	6	7	.857	4	11	15	11	17	0	4	1	0	20	3.3
1999-00	10	6	331	50	103	.485	26	31	.839	4	32	36	46	26	0	4	16	2	138	13.8
2000-01	23	16	892	125	301	.415	59	75	.787	24	95	119	121	67	0	34	46	3	336	14.6
2001-02	5	0	146	20	46	.435	7	10	.700	2	16	18	12	12	0	10	10	0	53	10.6
2002-03	12	0	315	38	71	.535	12	14	.857	5	38	43	22	31	0	10	15	2	93	7.8
2004-05	5	0	85	3	7	.429	0	0	---	1	11	12	5	9	0	4	1	0	7	1.4
TOTALS	**61**	**22**	**1866**	**243**	**551**	**.441**	**110**	**137**	**.803**	**40**	**203**	**243**	**217**	**162**	**0**	**66**	**89**	**7**	**647**	**10.6**

3-PT. FG: 1998-99, 0-1 (.000); 1999-00, 12-35 (.343); 2000-01, 27-64 (.422); 2001-02, 6-16 (.375); 2002-03, 5-9 (.556); 2004-05, 1-3 (.333)
TOTALS, 51-128 (.398)

McLEOD, ROSHOWN

Duke
Birthdate: Nov. 17, 1975
#7
Drafted: 1998, 1st round (20th overall) by Atlanta
HT: 6-8 WT: 230

	G	GS	MIN	FG	FGA	PCT	FT	FTA	PCT	OFF	DEF	TOT	A	PF	D	ST	TO	BS	PTS	AVG
2000-01	1	0	15	1	2	.500	0	0	---	1	1	2	0	2	0	0	1	0	2	2.0

3-PT. FG: 2000-01, 0-1 (.000)

McNAMARA, MARK

California
Birthdate: June 8, 1959
#31
Drafted: 1982, 1st round (22nd overall) by 76ers
HT: 6-11 WT: 235

	G	GS	MIN	FG	FGA	PCT	FT	FTA	PCT	OFF	DEF	TOT	A	PF	D	ST	TO	BS	PTS	AVG
1982-83	36	2	182	29	64	.453	20	45	.444	34	42	76	7	42	1	3	36	3	78	2.2
1986-87	11	1	113	14	30	.467	7	19	.368	17	19	36	2	17	0	1	8	0	35	3.2
1987-88	42	18	581	52	133	.391	48	66	.727	66	91	157	18	67	0	4	26	12	152	3.6
TOTALS	**89**	**21**	**876**	**95**	**227**	**.419**	**75**	**130**	**.577**	**117**	**152**	**269**	**27**	**126**	**1**	**8**	**70**	**15**	**265**	**3.0**

PLAYOFFS

	G	GS	MIN	FG	FGA	PCT	FT	FTA	PCT	OFF	DEF	TOT	A	PF	D	ST	TO	BS	PTS	AVG
1982-83	2	—	2	2	2	1.000	0	0	---	0	1	1	0	0	0	0	0	0	4	2.0
1986-87	1	—	2	1	1	1.000	0	0	---	0	1	1	0	0	0	0	0	0	2	2.0
TOTALS	**3**	**—**	**4**	**3**	**3**	**1.000**	**0**	**0**	**---**	**0**	**2**	**2**	**0**	**0**	**0**	**0**	**0**	**0**	**6**	**2.0**

MEEKS, JODIE

Kentucky
Birthdate: Aug. 21, 1987
#20
Drafted: 2009, 2nd round (41st overall) by Milwaukee
HT: 6-4 WT: 208

	G	GS	MIN	FG	FGA	PCT	FT	FTA	PCT	OFF	DEF	TOT	A	PF	D	ST	TO	BS	PTS	AVG
2009-10	19	0	233	40	91	.440	13	18	.722	4	23	27	17	19	0	5	5	1	112	5.9
2010-11	74	64	2062	242	570	.425	152	170	.894	21	150	171	78	97	0	63	60	4	774	10.5
2011-12	66	50	1644	191	467	.409	77	85	.906	17	144	161	54	82	0	40	29	3	556	8.4
TOTALS	**159**	**114**	**3938**	**473**	**1128**	**.419**	**242**	**273**	**.886**	**42**	**317**	**359**	**149**	**198**	**0**	**108**	**94**	**8**	**1442**	**9.1**

3-PT. FG: 2009-10, 19-50 (.380); 2010-11, 138-348 (.397); 2011-12, 97-266 (.365); TOTALS, 254-664 (.383)

JODIE MEEKS PLAYOFFS

	G	GS	MIN	FG	FGA	PCT	FT	FTA	PCT	OFF	DEF	TOT	A	PF	D	ST	TO	BS	PTS	AVG
2010-11	5	5	125	13	31	.419	5	6	.833	2	8	10	4	6	0	3	2	0	39	7.8
2011-12	6	1	32	0	3	.000	4	4	1.000	0	0	0	2	3	0	0	1	1	4	0.7
TOTALS	**11**	**6**	**157**	**13**	**34**	**.382**	**9**	**10**	**.900**	**2**	**8**	**10**	**6**	**9**	**0**	**3**	**3**	**1**	**43**	**3.9**

3-PT. FG: 2010-11, 8-18 (.444); 2011-12, 0-1 (.000); TOTALS, 8-19 (.421)

MELCHIONNI, BILLY

Villanova
Birthdate: Oct. 19, 1944
#28
Drafted: 1966, 2nd round (19th overall) by 76ers
HT: 6-1 WT: 165

	G	GS	MIN	FG	FGA	PCT	FT	FTA	PCT	OFF	DEF	TOT	A	PF	D	ST	TO	BS	PTS	AVG
1966-67	73	—	692	138	353	.391	39	60	.650	—	—	98	98	73	0	—	—	—	315	4.3
1967-68	71	—	758	146	336	.435	33	47	.702	—	—	104	105	75	0	—	—	—	325	4.6
TOTALS	**144**	**—**	**1450**	**284**	**689**	**.412**	**72**	**107**	**.673**	**—**	**—**	**202**	**203**	**148**	**0**	**—**	**—**	**—**	**640**	**4.4**

PLAYOFFS

	G	GS	MIN	FG	FGA	PCT	FT	FTA	PCT	OFF	DEF	TOT	A	PF	D	ST	TO	BS	PTS	AVG
1966-67	1	—	5	0	2	.000	0	2	.000	—	—	3	1	0	0	—	—	—	0	0.0
1967-68	9	—	50	8	24	.333	2	4	.500	—	—	4	10	4	0	—	—	—	18	2.0
TOTALS	**10**	**—**	**55**	**8**	**26**	**.308**	**2**	**6**	**.333**	**—**	**—**	**7**	**11**	**4**	**0**	**—**	**—**	**—**	**18**	**1.8**

MERIWETHER, PORTER

Tennessee State
Birthdate: March 16, 1940
Drafted: 1962, 3rd round (21st overall) by Syracuse
HT: 6-2 WT: 180

	G	GS	MIN	FG	FGA	PCT	FT	FTA	PCT	OFF	DEF	TOT	A	PF	D	ST	TO	BS	PTS	AVG
1962-63	31	—	268	48	122	.393	23	33	.697	—	—	29	43	19	0	—	—	—	119	3.8

MILLER, ANDRE

Utah
Birthdate: March 19, 1976
#7
Drafted: 1999, 1st round (8th overall) by Cleveland
HT: 6-2 WT: 200

	G	GS	MIN	FG	FGA	PCT	FT	FTA	PCT	OFF	DEF	TOT	A	PF	D	ST	TO	BS	PTS	AVG
2006-07	57	56	2144	307	661	.464	160	198	.808	72	176	248	416	126	0	73	152	6	775	13.6
2007-08	82	82	3016	569	1156	.492	257	333	.772	95	229	324	565	181	0	105	206	6	1398	17.0
2008-09	82	82	2976	492	1041	.473	338	409	.826	123	245	368	534	196	1	109	199	14	1337	16.3
TOTALS	**221**	**220**	**8136**	**1368**	**2858**	**.479**	**755**	**940**	**.803**	**290**	**650**	**940**	**1515**	**503**	**1**	**287**	**557**	**26**	**3510**	**15.9**

3-PT. FG: 2006-07, 1-19 (.053); 2007-08, 3-34 (.088); 2008-09, 15-53 (.283); TOTALS, 19-106 (.179)

ANDRE MILLER PLAYOFFS

	G	GS	MIN	FG	FGA	PCT	FT	FTA	PCT	OFF	DEF	TOT	A	PF	D	ST	TO	BS	PTS	AVG
2007-08	6	6	229	39	89	.438	14	22	.636	7	12	19	20	12	0	5	14	0	92	15.3
2008-09	6	6	258	48	101	.475	28	34	.824	9	29	38	32	17	0	7	19	1	127	21.2
TOTALS	**12**	**12**	**487**	**87**	**190**	**.458**	**42**	**56**	**.750**	**16**	**41**	**57**	**52**	**29**	**0**	**12**	**33**	**1**	**219**	**18.3**

3-PT. FG: 2007-08, 0-3 (.000); 2008-09, 3-10 (.300); TOTALS, 3-13 (.231)

MILLER, ANTHONY (PIG)

Michigan State
Birthdate: Oct. 27, 1971
#41
Drafted: 1994, 2nd round (39th overall) by Golden St.
HT: 6-9 WT: 255

	G	GS	MIN	FG	FGA	PCT	FT	FTA	PCT	OFF	DEF	TOT	A	PF	D	ST	TO	BS	PTS	AVG
2000-01	1	0	2	0	0	---	0	0	---	0	0	0	0	0	0	0	0	0	0	0.0

MIX, STEVE

Toledo
Birthdate: Dec. 30, 1947
#50
Drafted: 1969, 5th round (61st overall) by Detroit
HT: 6-7 WT: 215

	G	GS	MIN	FG	FGA	PCT	FT	FTA	PCT	OFF	DEF	TOT	A	PF	D	ST	TO	BS	PTS	AVG
1973-74	82	82	2969	495	1042	.475	228	288	.792	305	559	864	152	305	9	212	—	37	1218	14.9
1974-75	46	46	1748	280	582	.481	159	205	.776	155	345	500	99	175	6	79	—	21	719	15.6
1975-76	81	63	3039	421	844	.499	287	351	.818	215	447	662	216	288	6	158	—	29	1129	13.9
1976-77	75	9	1958	288	551	.523	215	263	.817	127	249	376	152	167	0	90	—	20	791	10.5
1977-78	82	20	1819	291	560	.520	175	220	.795	96	201	297	174	158	1	87	131	3	757	9.2
1978-79	74	1	1269	265	493	.538	161	201	.801	109	184	293	121	112	0	57	100	16	691	9.3
1979-80	81	5	1543	363	703	.516	207	249	.831	114	176	290	149	114	0	67	132	9	937	11.6
1980-81	72	1	1327	288	575	.501	200	240	.833	105	159	264	114	107	0	59	88	18	776	10.8
1981-82	75	0	1235	202	399	.506	136	172	.791	92	133	225	93	86	0	42	67	17	541	7.2
TOTALS	**668**	**227**	**16907**	**2893**	**5749**	**.503**	**1768**	**2189**	**.808**	**1318**	**2453**	**3771**	**1270**	**1512**	**22**	**851**	**518**	**170**	**7559**	**11.3**

3-PT. FG: 1979-80, 4-10 (.400); 1980-81, 0-3 (.000); 1981-82, 1-4 (.350); TOTALS, 5-17 (.294)

PLAYOFFS

	G	GS	MIN	FG	FGA	PCT	FT	FTA	PCT	OFF	DEF	TOT	A	PF	D	ST	TO	BS	PTS	AVG
1975-76	3	—	134	18	46	.391	8	10	.800	6	12	18	12	13	1	11	—	2	44	14.7
1976-77	19	—	412	56	107	.523	37	45	.822	22	42	64	44	39	0	21	—	3	149	7.8
1977-78	10	—	235	49	82	.598	38	43	.884	17	29	46	36	22	0	15	12	1	136	13.6
1978-79	9	—	179	31	59	.525	13	15	.867	12	23	35	16	20	0	6	11	0	75	8.3
1979-80	17	—	200	44	96	.458	25	28	.893	10	21	31	13	22	0	8	15	5	113	6.6
1980-81	16	—	206	32	77	.416	24	26	.923	19	23	42	10	16	0	4	11	2	88	5.5
1981-82	7	—	50	12	22	.545	5	7	.714	4	7	11	6	5	0	0	4	0	30	4.3
TOTALS	**81**	**—**	**1416**	**242**	**489**	**.495**	**150**	**174**	**.862**	**90**	**157**	**247**	**137**	**137**	**1**	**65**	**53**	**13**	**635**	**7.8**

ALL-STAR GAME

	G	GS	MIN	FG	FGA	PCT	FT	FTA	PCT	OFF	DEF	TOT	A	PF	D	ST	TO	BS	PTS	AVG
1975	1	0	11	2	5	.400	0	0	---	—	—	0	2	2	0	—	—	—	4	4.0

MOHAMMED, NAZR

Kentucky
Birthdate: Sept. 5, 1977
#14
Drafted: 1998, 1st round (29th overall) by Utah
HT: 6-10 WT: 240

	G	GS	MIN	FG	FGA	PCT	FT	FTA	PCT	OFF	DEF	TOT	A	PF	D	ST	TO	BS	PTS	AVG
1998-99	26	0	121	15	42	.357	12	21	.571	18	19	37	2	22	0	5	12	4	42	1.6
1999-00	28	3	190	21	54	.389	12	22	.545	16	34	50	2	29	0	4	18	12	54	1.9
2000-01	30	3	196	41	88	.466	14	28	.500	18	37	55	2	40	0	6	9	7	96	3.2
TOTALS	**84**	**6**	**507**	**77**	**184**	**.418**	**38**	**71**	**.535**	**52**	**90**	**142**	**6**	**91**	**0**	**15**	**39**	**23**	**192**	**2.3**

PLAYOFFS

	G	GS	MIN	FG	FGA	PCT	FT	FTA	PCT	OFF	DEF	TOT	A	PF	D	ST	TO	BS	PTS	AVG
1999-00	3	0	34	8	14	.571	0	0	---	0	2	2	1	4	0	3	0	0	17	5.7

MONEY, ERIC

Arizona
Birthdate: Feb. 6, 1955
#22
Drafted: 1974, 2nd round (33rd overall) by Detroit
HT: 6-0 WT: 170

	G	GS	MIN	FG	FGA	PCT	FT	FTA	PCT	OFF	DEF	TOT	A	PF	D	ST	TO	BS	PTS	AVG
1978-79	23	0	545	119	217	.548	34	54	.630	15	22	37	82	70	2	13	69	2	272	11.8
1979-80	6	0	82	14	36	.389	2	2	1.000	3	4	7	16	11	0	0	12	1	30	5.0
TOTALS	**29**	**0**	**627**	**133**	**253**	**.526**	**36**	**56**	**.643**	**18**	**26**	**44**	**98**	**81**	**2**	**13**	**81**	**3**	**302**	**10.4**

PLAYOFFS

	G	GS	MIN	FG	FGA	PCT	FT	FTA	PCT	OFF	DEF	TOT	A	PF	D	ST	TO	BS	PTS	AVG
1978-79	8	—	129	26	61	.426	2	4	.500	6	5	11	22	17	0	3	22	0	54	6.8

MONTROSS, ERIC

North Carolina
Birthdate: Sept. 23, 1971
#00
Drafted: 1994, 1st round (9th overall) by Boston
HT: 7-0 WT: 270

	G	GS	MIN	FG	FGA	PCT	FT	FTA	PCT	OFF	DEF	TOT	A	PF	D	ST	TO	BS	PTS	AVG
1997-98	20	20	337	30	76	.395	7	19	.368	28	64	92	7	61	0	7	15	12	67	3.4

MORRIS, DARIUS

Michigan
Birthdate: Jan. 3, 1991
#7
Drafted: 2011, 2nd round (41st overall) by L.A. Lakers
HT: 6-4 WT: 190

	G	GS	MIN	FG	FGA	PCT	FT	FTA	PCT	OFF	DEF	TOT	A	PF	D	ST	TO	BS	PTS	AVG
2013-14	12	0	193	29	67	.433	15	21	.714	3	10	13	31	21	0	8	19	0	83	6.9

3-PT. FG: 2013-14, 10-24 (.417)

MOSLEY, GLENN

Seton Hall
Birthdate: Dec. 26, 1955
#34
Drafted: 1977, 1st round (20th overall) by 76ers
HT: 6-8 WT: 195

	G	GS	MIN	FG	FGA	PCT	FT	FTA	PCT	OFF	DEF	TOT	A	PF	D	ST	TO	BS	PTS	AVG
1977-78	6	0	21	5	13	.385	3	7	.429	0	5	5	2	5	0	0	5	0	13	2.2

MOULTRIE, ARNETT

Mississippi State | #5 | HT: 6-10 | WT: 245
Birthdate: Nov. 18, 1990 | Drafted: 2012, 1st round (27th overall) by Miami

	G	GS	MIN	FG	FGA	PCT	FT	FTA	PCT	OFF	DEF	TOT	A	PF	D	ST	TO	BS	PTS	AVG
2012-13	47	0	542	78	134	.582	18	28	.643	76	69	145	10	43	0	17	19	10	174	3.7
2013-14	12	2	187	16	38	.421	4	5	.800	11	24	35	2	22	0	8	7	4	36	3.0
TOTALS	**59**	**2**	**729**	**94**	**172**	**.547**	**22**	**33**	**.667**	**87**	**93**	**180**	**12**	**65**	**0**	**25**	**26**	**14**	**210**	**3.6**

MOSS, PERRY

Northeastern | #9 | HT: 6-2 | WT: 185
Birthdate: Nov. 11, 1958 | Drafted: 1982, 3rd round (69th overall) by Boston

	G	GS	MIN	FG	FGA	PCT	FT	FTA	PCT	OFF	DEF	TOT	A	PF	D	ST	TO	BS	PTS	AVG
1985-86	60	0	852	95	239	.397	54	74	.730	25	65	90	89	106	0	50	61	12	249	4.2

3-PT.FG: 1985-86, 5-25 (.200)

PLAYOFFS

	G	GS	MIN	FG	FGA	PCT	FT	FTA	PCT	OFF	DEF	TOT	A	PF	D	ST	TO	BS	PTS	AVG
1985-86	7	—	28	2	8	.258	1	1	1.000	0	3	3	2	6	0	0	4	1	5	0.7

3-PT.FG: 1985-86, 0-1 (.000)

MULLENS, BYRON

Ohio State | #30 | HT: 7-0 | WT: 275
Birthdate: Feb. 14, 1989 | Drafted: 2009, 1st round (24th overall) by Dallas

	G	GS	MIN	FG	FGA	PCT	FT	FTA	PCT	OFF	DEF	TOT	A	PF	D	ST	TO	BS	PTS	AVG
2013-14	18	0	247	47	101	.465	8	14	.571	17	43	60	8	31	0	9	14	8	122	6.8

3-PT. FG: 2013-14, 20-50 (.400)

MUTOMBO, DIKEMBE

Georgetown | #55 | HT: 7-2 | WT: 265
Birthdate: June 25, 1966 | Drafted: 1991, 1st round (4th overall) by Denver

	G	GS	MIN	FG	FGA	PCT	FT	FTA	PCT	OFF	DEF	TOT	A	PF	D	ST	TO	BS	PTS	AVG
2000-01	26	26	875	100	202	.495	104	137	.759	119	203	322	22	65	0	9	52	66	304	11.7
2001-02	80	80	2907	321	641	.501	278	364	.764	254	609	863	83	242	2	29	156	190	920	11.5
TOTALS	**106**	**106**	**3782**	**421**	**843**	**.499**	**382**	**501**	**.762**	**373**	**812**	**1185**	**105**	**307**	**2**	**38**	**208**	**256**	**1224**	**11.5**

PLAYOFFS

	G	GS	MIN	FG	FGA	PCT	FT	FTA	PCT	OFF	DEF	TOT	A	PF	D	ST	TO	BS	PTS	AVG
2000-01	23	23	981	102	208	.490	115	148	.777	113	203	316	17	56	1	15	36	72	319	13.9
2001-02	5	5	173	14	31	.452	16	26	.615	14	39	53	3	16	0	2	11	9	44	8.8
TOTALS	**28**	**28**	**1154**	**116**	**239**	**.485**	**131**	**174**	**.753**	**127**	**242**	**369**	**20**	**72**	**1**	**17**	**47**	**81**	**363**	**12.9**

ALL STAR GAME

	G	GS	MIN	FG	FGA	PCT	FT	FTA	PCT	OFF	DEF	TOT	A	PF	D	ST	TO	BS	PTS	AVG
2002	1	0	21	3	5	.600	2	2	1.000	6	4	10	0	0	0	0	2	1	8	8.0

MYERS, PETE

Arkansas Little Rock | #8 | HT: 6-6 | WT: 180
Birthdate: Sept 15, 1963 | Drafted: 1986, 6th round (120th overall) by Chicago

	G	GS	MIN	FG	FGA	PCT	FT	FTA	PCT	OFF	DEF	TOT	A	PF	D	ST	TO	BS	PTS	AVG
1988-89	4	0	40	6	12	.500	2	4	.500	3	7	10	2	3	0	3	4	0	14	3.5

NAILON, LEE

TCU | #54 | HT: 6-9 | WT: 238
Birthdate: Nov. 22, 1975 | Drafted: 1999(43rd overall) by Charlotte

	G	GS	MIN	FG	FGA	PCT	FT	FTA	PCT	OFF	DEF	TOT	A	PF	D	ST	TO	BS	PTS	AVG
2005-06	22	0	237	40	80	.500	13	15	.867	23	19	42	7	32	0	8	10	4	93	4.2

NEAL, JIM

Wofford | HT: 6-11 | WT: 235
Birthdate: May 21, 1930 | Drafted: 1953, by Syracuse

	G	GS	MIN	FG	FGA	PCT	FT	FTA	PCT	OFF	DEF	TOT	A	PF	D	ST	TO	BS	PTS	AVG
1953-54	67	—	899	117	369	.317	78	132	.591	—	—	257	24	139	0	—	—	—	312	4.7

PLAYOFFS

	G	GS	MIN	FG	FGA	PCT	FT	FTA	PCT	OFF	DEF	TOT	A	PF	D	ST	TO	BS	PTS	AVG
1953-54	11	—	100	13	35	.371	5	13	.385	—	—	27	2	14	0	—	—	—	31	2.8

NEUMANN, PAUL

Stanford | #5 | HT: 6-1 | WT: 175
Birthdate: Jan. 30, 1938 | Drafted: 1959, 4th round (27th overall) by Syracuse

	G	GS	MIN	FG	FGA	PCT	FT	FTA	PCT	OFF	DEF	TOT	A	PF	D	ST	TO	BS	PTS	AVG
1961-62	77	—	1265	172	401	.429	133	172	.773	—	—	194	176	203	3	—	—	—	477	6.2
1962-63	80	—	1581	237	503	.471	181	222	.815	—	—	200	227	221	5	—	—	—	655	8.2
1963-64	74	—	1973	324	732	.443	210	266	.789	—	—	246	291	211	1	—	—	—	858	11.6
1964-65	40	—	1100	213	434	.491	148	184	.804	—	—	102	139	119	1	—	—	—	574	14.4
TOTALS	**271**	**—**	**5919**	**946**	**2070**	**.457**	**672**	**844**	**.796**	**—**	**—**	**742**	**833**	**754**	**10**	**—**	**—**	**—**	**2564**	**9.5**

PLAYOFFS

	G	GS	MIN	FG	FGA	PCT	FT	FTA	PCT	OFF	DEF	R	A	PF	D	ST	TO	BS	PTS	AVG
1961-62	5	—	124	12	29	.414	4	6	.667	—	—	17	14	13	0	—	—	—	28	5.6
1962-63	4	—	65	8	18	.444	0	1	.000	—	—	14	9	11	0	—	—	—	16	4.0
1963-64	5	—	165	27	59	.458	26	31	.839	—	—	13	25	13	0	—	—	—	80	16.0
TOTALS	**14**	**—**	**354**	**47**	**106**	**.443**	**30**	**38**	**.789**	**—**	**—**	**44**	**48**	**37**	**0**	**—**	**—**	**—**	**124**	**8.9**

NIMPHIUS, KURT

Arizona State | #40 | HT: 6-11 | WT: 225
Birthdate: Mar. 13, 1958 | Drafted: 1980, 3rd round (47th overall) by Denver

	G	GS	MIN	FG	FGA	PCT	FT	FTA	PCT	OFF	DEF	TOT	A	PF	D	ST	TO	BS	PTS	AVG
1989-90	38	1	314	38	91	.418	14	30	.467	22	39	61	6	45	0	4	12	18	90	2.4

3-PT. FG: 1989-90, 0-1 (.000)

KURT NIMPHIUS PLAYOFFS

	G	GS	MIN	FG	FGA	PCT	FT	FTA	PCT	OFF	DEF	TOT	A	PF	D	ST	TO	BS	PTS	AVG
1989-90	4	—	18	1	7	.143	0	0	---	3	1	4	0	1	0	1	0	1	2	0.5

NOCIONI, ANDRES

Argentina | #5 | HT: 6-7 | WT: 225
Birthdate: Nov., 30, 1979 | Drafted: Undrafted

	G	GS	MIN	FG	FGA	PCT	FT	FTA	PCT	OFF	DEF	TOT	A	PF	D	ST	TO	BS	PTS	AVG
2010-11	54	17	931	118	277	.426	49	61	.803	19	150	169	45	100	1	14	47	15	327	6.1
2011-12	11	1	56	5	20	.250	6	11	.545	1	13	14	1	4	0	1	5	1	17	1.5
TOTALS	**65**	**18**	**987**	**123**	**297**	**.414**	**55**	**72**	**.764**	**20**	**163**	**183**	**46**	**104**	**1**	**15**	**52**	**16**	**344**	**5.3**

3-PT.FG: 2010-11, 42-118 (.356); 2011-12, 1-6 (.167); TOTALS, 43-124 (.347)

PLAYOFFS

	G	GS	MIN	FG	FGA	PCT	FT	FTA	PCT	OFF	DEF	TOT	A	PF	D	ST	TO	BS	PTS	AVG
2010-11	1	0	10	0	3	.000	0	0	---	0	2	2	0	1	0	0	1	0	0	0.0

3-PT. FG: 2010-11, 0-2 (.000)

NOEL, NERLENS

Kentucky | #4 | HT: 6-11 | WT: 228
Birthdate: Apr. 10, 1994 | Drafted: 2013, 1st round (6th overall) by New Orleans

	G	GS	MIN	FG	FGA	PCT	FT	FTA	PCT	OFF	DEF	TOT	A	PF	D	ST	TO	BS	PTS	AVG
2013-14	INACTIVE - LEFT KNEE INJURY																			

NORMAN, CONIEL

Arizona | #22 | HT: 6-3 | WT: 176
Birthdate: Sept. 24, 1953 | Drafted: 1974, 3rd round (37th overall) by 76ers

	G	GS	MIN	FG	FGA	PCT	FT	FTA	PCT	OFF	DEF	TOT	A	PF	D	ST	TO	BS	PTS	AVG
1974-75	12	0	72	23	44	.523	2	3	.667	3	9	12	4	9	0	3	—	1	48	4.0
1975-76	65	1	818	183	422	.434	20	24	.833	51	50	101	66	87	1	28	—	7	386	5.9
TOTALS	**77**	**1**	**890**	**206**	**466**	**.442**	**22**	**27**	**.815**	**54**	**59**	**113**	**70**	**96**	**1**	**31**	**—**	**8**	**434**	**5.6**

PLAYOFFS

	G	GS	MIN	FG	FGA	PCT	FT	FTA	PCT	OFF	DEF	TOT	A	PF	D	ST	TO	BS	PTS	AVG
1975-76	1	—	1	1	1	1.000	0	0	---	0	1	1	0	0	0	0	—	0	2	2.0

NOVAK, MIKE

Loyola (Chicago) | HT: 6-9 | WT: 220
Birthdate: Aug. 15, 1978 | Drafted: N/A

	G	GS	MIN	FG	FGA	PCT	FT	FTA	PCT	OFF	DEF	TOT	A	PF	D	ST	TO	BS	PTS	AVG
1953-54	5	—	24	0	7	.000	1	2	.500	—	—	2	2	9	0	—	—	—	1	0.2

NUNNALLY, JAMES

UC Santa Barbara | #12 | HT: 6-7 | WT: 205
Birthdate: July 14, 1990 | Drafted: N/A

	G	GS	MIN	FG	FGA	PCT	FT	FTA	PCT	OFF	DEF	TOT	A	PF	D	ST	TO	BS	PTS	AVG
2013-14	9	0	111	9	28	.321	3	5	.600	0	11	11	6	9	0	5	3	1	26	2.9

3-PT. FG: 2013-14, 5-15 (.333)

OGDEN, BUD

Santa Clara | #28 | HT: 6-6 | WT: 215
Birthdate: Dec. 29, 1946 | Drafted: 1969, 1st round (13th overall) by 76ers

	G	GS	MIN	FG	FGA	PCT	FT	FTA	PCT	OFF	DEF	TOT	A	PF	D	ST	TO	BS	PTS	AVG
1969-70	47	—	357	82	172	.427	27	39	.692	—	—	86	31	62	2	—	—	—	191	4.1
1970-71	27	—	133	24	66	.364	18	26	.692	—	—	20	17	21	0	—	—	—	66	2.4
TOTALS	**74**	**—**	**490**	**106**	**238**	**.445**	**45**	**65**	**.692**	**—**	**—**	**106**	**48**	**83**	**2**	**—**	**—**	**—**	**257**	**3.5**

PLAYOFFS

	G	GS	MIN	FG	FGA	PCT	FT	FTA	PCT	OFF	DEF	TOT	A	PF	D	ST	TO	BS	PTS	AVG
1969-70	1	—	12	5	9	.556	2	4	.500	—	—	1	6	0	0	—	—	—	12	12.0

OLIVER, BRIAN

Georgia Tech | #31 | HT: 6-4 | WT: 210
Birthdate: June 1, 1968 | Drafted: 1990, 2nd round (32nd overall) by 76ers

	G	GS	MIN	FG	FGA	PCT	FT	FTA	PCT	OFF	DEF	TOT	A	PF	D	ST	TO	BS	PTS	AVG
1990-91	73	4	800	111	272	.408	52	71	.732	18	62	80	88	76	0	34	50	4	279	3.8
1991-92	34	0	279	33	100	.330	15	22	.682	10	20	30	20	33	0	10	24	2	81	2.4
TOTALS	**107**	**4**	**1079**	**144**	**372**	**.387**	**67**	**93**	**.720**	**28**	**82**	**110**	**108**	**109**	**0**	**44**	**74**	**6**	**360**	**3.4**

3-PT. FG: 1990-91, 5-18 (.278); 1991-92, 0-4 (.000); TOTALS, 5-22 (.227)

BRIAN OLIVER PLAYOFFS

	G	GS	MIN	FG	FGA	PCT	FT	FTA	PCT	OFF	DEF	TOT	A	PF	D	ST	TO	BS	PTS	AVG
1990-91	4	—	15	2	6	.333	2	2	1.000	0	0	0	1	4	0	1	0	0	6	1.5

OLLIE, KEVIN

Connecticut | #5, 12 | HT: 6-2 | WT: 195
Birthdate: Dec. 27, 1972 | Drafted: Undrafted

	G	GS	MIN	FG	FGA	PCT	FT	FTA	PCT	OFF	DEF	TOT	A	PF	D	ST	TO	BS	PTS	AVG
1999-00	40	0	290	22	49	.449	28	37	.757	4	27	31	46	27	0	10	10	0	72	1.8
2000-01	51	4	764	71	165	.430	51	70	.729	13	59	72	121	70	0	25	40	1	194	3.8
2004-05	26	0	158	11	31	.355	6	9	.667	3	16	19	19	16	0	5	6	0	28	1.1
2005-06	70	23	1069	75	174	.431	41	49	.837	13	85	98	101	103	1	33	29	3	192	2.7
2006-07	53	23	919	81	187	.433	37	45	.822	8	66	74	130	76	0	21	47	1	199	3.8
2007-08	40	0	300	29	69	.420	12	15	.800	4	15	19	38	28	0	10	5	0	70	1.8
TOTALS	**280**	**50**	**3500**	**289**	**675**	**.428**	**175**	**225**	**.778**	**45**	**268**	**313**	**455**	**320**	**1**	**104**	**137**	**5**	**755**	**2.7**

3-PT. FG: 2000-01, 1-3 (.333); 2005-06, 1-3 (.333); 2006-07, 0-2 (.000); 2007-08, 0-1 (.000); TOTALS, 2-9 (.222)

PLAYOFFS

	G	GS	MIN	FG	FGA	PCT	FT	FTA	PCT	OFF	DEF	TOT	A	PF	D	ST	TO	BS	PTS	AVG
1999-00	10	—	65	6	12	.500	8	9	.889	0	5	5	12	5	0	2	3	0	20	2.0
2000-01	23	—	123	10	27	.370	13	14	.929	2	7	9	23	12	0	0	8	0	33	1.4
2004-05	0	0	0	0	0	—	0	0	—	0	0	0	0	0	0	0	0	0	0	0.0
2007-08	3	0	19	1	4	.250	2	2	1.000	0	1	1	3	1	0	2	0	0	3	
1.3																				
TOTALS	**33**	**0**	**188**	**16**	**39**	**.870**	**21**	**23**	**.913**	**2**	**12**	**14**	**35**	**17**	**0**	**2**	**11**	**0**	**53**	**1.6**

ORTON, DANIEL

Kentucky | #33 | HT: 6-10 | WT: 255
Birthdate: Aug. 6, 1990 | Drafted: 2010, 1st round (29th overall) by Orlando

	G	GS	MIN	FG	FGA	PCT	FT	FTA	PCT	OFF	DEF	TOT	A	PF	D	ST	TO	BS	PTS	AVG
2013-14	22	4	251	21	47	.447	23	30	.767	16	45	61	15	38	0	6	18	16	65	3.0

OSBORNE, CHUCK

Western Kentucky | HT: 6-6 | WT: 210
Birthdate: Jan. 21, 1939 | Drafted: N/A

	G	GS	MIN	FG	FGA	PCT	FT	FTA	PCT	OFF	DEF	TOT	A	PF	D	ST	TO	BS	PTS	AVG
1961-62	4	—	21	1	8	.125	3	4	.750	—	—	9	1	3	0	—	—	—	5	1.3

OSTERKON, WALLY

Illinois | #8 | HT: 6-5 | WT: 215
Birthdate: July 6, 1928 | Drafted: N/A

	G	GS	MIN	FG	FGA	PCT	FT	FTA	PCT	OFF	DEF	TOT	A	PF	D	ST	TO	BS	PTS	AVG
1951-52	66	—	1721	145	413	.351	199	335	.594	—	—	444	117	226	8	—	—	—	489	7.4
1952-53	49	—	1016	85	262	.324	106	168	.631	—	—	217	61	129	2	—	—	—	276	5.6
1953-54	70	—	2164	203	586	.346	209	361	.579	—	—	487	151	209	1	—	—	—	615	8.8
1954-55	19	—	286	20	97	.206	16	32	.500	—	—	70	17	32	0	—	—	—	56	2.9
TOTALS	**204**	**—**	**5187**	**453**	**1358**	**.334**	**530**	**896**	**.592**	**—**	**—**	**1218**	**346**	**596**	**11**	**—**	**—**	**—**	**1436**	**7.0**

PLAYOFFS

	G	GS	MIN	FG	FGA	PCT	FT	FTA	PCT	OFF	DEF	TOT	A	PF	D	ST	TO	BS	PTS	AVG
1951-52	7	—	249	23	67	.343	28	47	.596	—	—	57	20	32	1	—	—	—	74	10.6
1952-53	2	—	42	4	9	.444	1	3	.333	—	—	4	2	11	1	—	—	—	9	4.5
1953-54	13	—	542	45	122	.369	50	90	.556	—	—	125	37	40	1	—	—	—	140	10.8
1954-55	11	—	75	11	34	.324	13	17	.765	—	—	21	11	14	0	—	—	—	35	3.2
TOTALS	**33**	**—**	**908**	**83**	**232**	**.358**	**92**	**157**	**.586**	**—**	**—**	**207**	**70**	**97**	**3**	**—**	**—**	**—**	**258**	**7.8**

OVERTON, DOUG

La Salle | #11 | HT: 6-3 | WT: 190
Birthdate: Aug. 3, 1969 | Drafted: 1991, 2nd round (40th overall) by Detroit

	G	GS	MIN	FG	FGA	PCT	FT	FTA	PCT	OFF	DEF	TOT	A	PF	D	ST	TO	BS	PTS	AVG
1996-97	61	4	634	81	190	.426	45	48	.938	18	50	68	101	44	0	142	39	0	217	3.6
1997-98	23	2	277	24	63	.381	14	16	.875	2	12	14	37	34	0	8	23	1	62	2.7
1998-99	10	0	37	5	15	.333	0	0	.000	0	2	2	4	2	0	1	2	0	10	1.0
TOTALS	**94**	**6**	**948**	**110**	**268**	**.410**	**59**	**64**	**.922**	**20**	**64**	**84**	**142**	**80**	**0**	**151**	**64**	**1**	**289**	**3.1**

3-PT. FG: 1996-97, 10-40 (.250); 1997-98, 0-3 (.000); 1998-99, 0-1 (.000); TOTALS, 10-44 (.228)

OWENS, BILLY

Syracuse | #30 | HT: 6-9 | WT: 225
Birthdate: May 1, 1969 | Drafted: 1991, 1st round (3rd overall) by Sacramento

	G	GS	MIN	FG	FGA	PCT	FT	FTA	PCT	OFF	DEF	TOT	A	PF	D	ST	TO	BS	PTS	AVG
1999-00	46	7	919	112	258	.434	38	64	.594	63	129	192	59	119	1	26	61	16	271	5.9

3-PT. FG: 1999-00, 9-27 (.333)

PALAZZI, TOGO

Holy Cross | HT: 6-4 | WT: 205
Birthdate: Aug. 8, 1932 | Drafted: N/A

	G	GS	MIN	FG	FGA	PCT	FT	FTA	PCT	OFF	DEF	TOT	A	PF	D	ST	TO	BS	PTS	AVG
1956-57*	63	—	1013	210	571	.368	136	175	.777	—	—	262	49	117	0	—	—	—	556	8.8
1957-58	67		1001	228	579	.394	123	171	.719	—	—	243	42	125	5	—	—	—	579	8.6
1958-59	71	—	1053	240	612	.392	115	158	.728	—	—	266	67	174	0	—	—	—	595	8.4
1959-60	7	—	70	13	41	.317	4	8	.500	—	—	14	3	7	1	—	—	—	30	4.3
TOTALS	**208**	**—**	**3137**	**691**	**1803**	**.383**	**378**	**512**	**.738**	**—**	**—**	**785**	**161**	**423**	**6**	**—**	**—**	**—**	**1760**	**8.5**

PLAYOFFS

	G	GS	MIN	FG	FGA	PCT	FT	FTA	PCT	OFF	DEF	TOT	A	PF	D	ST	TO	BS	PTS	AVG
1956-57	5	—	87	19	49	.388	7	9	.778	—	—	18	5	11	0	—	—	—	45	9.0
1957-58	3	—	25	3	14	.214	3	6	.500	—	—	4	0	4	0	—	—	—	9	3.0
1958-59	8	—	67	13	44	.295	10	14	.714	—	—	21	6	10	0	—	—	—	36	4.5
TOTALS	**16**	**—**	**179**	**35**	**107**	**.327**	**20**	**29**	**.690**	**—**	**—**	**43**	**11**	**25**	**0**	**—**	**—**	**—**	**90**	**5.6**

PARGO, JEREMY

Gonzaga | #0 | HT: 6-2 | WT: 219
Birthdate: Mar. 17, 1986 | Drafted: Undrafted

	G	GS	MIN	FG	FGA	PCT	FT	FTA	PCT	OFF	DEF	TOT	A	PF	D	ST	TO	BS	PTS	AVG
2012-13	14	0	208	24	63	.381	14	21	.667	1	16	17	28	14	0	1	13	0	69	4.9

3-PT. FG: 2012-13, 7-17 (.412)

PARKER, ANTHONY

Bradley | #12 | HT: 6-6 | WT: 215
Birthdate: June 19, 1975 | Drafted: 1997, 1st round (21st overall) by New Jersey

	G	GS	MIN	FG	FGA	PCT	FT	FTA	PCT	OFF	DEF	TOT	A	PF	D	ST	TO	BS	PTS	AVG
1997-98	37	0	196	25	63	.397	13	20	.650	8	18	26	19	17	0	11	11	3	72	1.9
1998-99	2	0	3	1	1	1.000	0	0	---	0	0	0	0	0	0	0	0	0	2	1.0
TOTALS	**39**	**0**	**199**	**26**	**64**	**.406**	**13**	**20**	**.650**	**8**	**18**	**26**	**19**	**17**	**0**	**11**	**11**	**3**	**74**	**1.9**

3-PT. FG 1997-98, 9-28 (.321); 1998-99, 0-0 (---); TOTALS, 9-28 (.321)

PAYNE, KENNY

Louisville | #21 | HT: 6-8 | WT: 220
Birthdate: Nov. 25, 1966 | Drafted: 1989, 1st round (19th overall) by 76ers

	G	GS	MIN	FG	FGA	PCT	FT	FTA	PCT	OFF	DEF	TOT	A	PF	D	ST	TO	BS	PTS	AVG
1989-90	35	4	216	47	108	.435	16	18	.889	11	15	26	10	37	0	7	20	6	114	3.3
1990-91	47	6	444	68	189	.360	26	29	.897	17	49	66	16	43	0	10	21	6	166	3.5
1991-92	49	3	353	65	145	.448	9	13	.692	13	41	54	17	34	0	16	19	8	144	2.9
1992-93	13	0	154	38	90	.422	4	4	1.000	4	20	24	18	15	0	5	7	2	84	6.5
TOTALS	**144**	**13**	**1167**	**218**	**532**	**.410**	**55**	**64**	**.859**	**45**	**125**	**170**	**61**	**129**	**0**	**38**	**67**	**22**	**508**	**3.5**

3-PT. FG 1989-90, 4-10 (.400); 1990-91, 4-18 (.222); 1991-92, 5-12 (.417); 1992-93, 4-18 (.222); TOTALS, 17-58 (.293)

PLAYOFFS

	G	GS	MIN	FG	FGA	PCT	FT	FTA	PCT	OFF	DEF	TOT	A	PF	D	ST	TO	BS	PTS	AVG
1989-90	3	—	10	2	5	.400	2	2	1.000	1	1	2	0	3	0	0	1	0	6	2.0

PERRY, TIM

Temple | #23 | HT: 6-9 | WT: 220
Birthdate: June 4, 1965 | Drafted: 1988, 1st round (7th overall) by Phoenix

	G	GS	MIN	FG	FGA	PCT	FT	FTA	PCT	OFF	DEF	TOT	A	PF	D	ST	TO	BS	PTS	AVG
1992-93	81	51	2104	287	613	.468	147	207	.710	154	255	409	126	159	0	40	123	91	731	9.0
1993-94	80	68	2336	272	625	.435	102	176	.580	117	287	404	94	154	1	60	80	82	719	9.0
1994-95	42	1	446	27	78	.346	22	40	.550	38	51	89	12	51	0	10	21	15	76	1.8
1995-96	8	0	87	8	18	.444	2	3	.667	6	7	13	2	5	0	2	3	3	19	2.4
TOTALS	**211**	**120**	**4973**	**594**	**1334**	**.445**	**273**	**426**	**.641**	**315**	**600**	**915**	**234**	**369**	**1**	**112**	**227**	**191**	**1545**	**7.3**

3-PT.FG. 1992-93, 10-49 (.526); 1993-94, 73-200 (.365); 1994-95, 0-14 (.000); 1995-96, 1-1 (1.000); TOTALS, 84-264 (.318)

PETERSON, EDWARD

Cornell | HT: 6-9 | WT: 230
Birthdate: June 27, 1924 | Drafted: 1948, by New York

	G	GS	MIN	FG	FGA	PCT	FT	FTA	PCT	OFF	DEF	TOT	A	PF	D	ST	TO	BS	PTS	AVG
1949-50	62	—	—	167	390	.428	111	185	.600	—	—	—	33	198	—	—	—	—	445	7.2
1950-51*	53	—	—	130	384	.339	99	150	.660	—	—	288	66	188	9	—	—	—	359	6.8
TOTALS	**115**	**—**	**0**	**297**	**774**	**.384**	**210**	**335**	**.627**	**—**	**—**	**288**	**99**	**386**	**9**	**—**	**—**	**—**	**804**	**7.0**

PLAYOFFS

	G	GS	MIN	FG	FGA	PCT	FT	FTA	PCT	OFF	DEF	TOT	A	PF	D	ST	TO	BS	PTS	AVG
1949-59	11	—	—	18	43	.419	8	14	.571	—	—	—	1	33	—	—	—	—	44	4.0

PINCKNEY, ED

Villanova | #54 | HT: 6-9 | WT: 240
Birthdate: Mar. 27, 1963 | Drafted: 1985, 1st round (10th overall) by Phoenix

	G	GS	MIN	FG	FGA	PCT	FT	FTA	PCT	OFF	DEF	TOT	A	PF	D	ST	TO	BS	PTS	AVG
1995-96	27	23	679	54	102	.529	42	55	.764	74	102	176	22	55	1	33	23	11	150	5.6

PRICE, MIKE

Illinois | #36 | HT: 6-31⁄2 | WT: 200
Birthdate: Sept. 11, 1948 | Drafted: 1970, 1st round (17th overall) by New York

	G	GS	MIN	FG	FGA	PCT	FT	FTA	PCT	OFF	DEF	TOT	A	PF	D	ST	TO	BS	PTS	AVG
1972-73	57	5	751	125	301	.415	38	47	.809	—	—	117	71	106	0	—	—	—	288	5.1

PRITCHARD, KEVIN

Kansas | #11 | HT: 6-3 | WT: 180
Birthdate: July 17, 1967 | Drafted: 1990, 2nd round (34th overall) by Golden St.

	G	GS	MIN	FG	FGA	PCT	FT	FTA	PCT	OFF	DEF	TOT	A	PF	D	ST	TO	BS	PTS	AVG
1994-95	5	0	36	0	3	.000	1	4	.250	0	1	1	11	3	0	0	5	0	1	0.2

3-PT.FG.: 1994-95, 0-3 (.000)

RACKLEY, LUTHER

Xavier (Ohio) | #42 | HT: 6-10 | WT: 220
Birthdate: June 11, 1946 | Drafted: 1969, 3rd round (37th overall) by Cinncinnati

	G	GS	MIN	FG	FGA	PCT	FT	FTA	PCT	OFF	DEF	TOT	A	PF	D	ST	TO	BS	PTS	AVG
1973-74	9	0	68	5	13	.385	8	11	.727	5	17	22	0	11	0	3	—	4	18	2.0

RAMSEY, CAL

New York U. | HT: 6-4 | WT: 200
Birthdate: July 13, 1937 | Drafted: N/A

	G	GS	MIN	FG	FGA	PCT	FT	FTA	PCT	OFF	DEF	TOT	A	PF	D	ST	TO	BS	PTS	AVG
1960-61	2	—	27	2	11	.182	2	4	.500	—	—	7	3	7	0	—	—	—	6	3.0

RANDOLPH, SHAVLIK

Duke | #42 | HT: 6-10 | WT: 240
Birthdate: Nov. 24, 1983 | Drafted: Undrafted

	G	GS	MIN	FG	FGA	PCT	FT	FTA	PCT	OFF	DEF	TOT	A	PF	D	ST	TO	BS	PTS	AVG
2005-06	57	1	487	44	97	.454	43	71	.606	55	78	133	19	83	0	19	21	12	131	2.3
2006-07	13	6	179	23	48	.479	12	22	.545	19	35	54	4	23	0	7	9	10	58	4.5
2007-08	9	0	27	4	14	.286	0	0	---	9	2	11	3	5	0	1	2	3	8	0.9
TOTALS	**79**	**7**	**693**	**71**	**159**	**.447**	**55**	**93**	**.591**	**83**	**115**	**198**	**26**	**111**	**0**	**27**	**32**	**25**	**197**	**2.5**

PLAYOFFS

	G	GS	MIN	FG	FGA	PCT	FT	FTA	PCT	OFF	DEF	TOT	A	PF	D	ST	TO	BS	PTS	AVG
2007-08	2	0	4	0	1	.000	3	4	.750	0	0	0	0	0	0	0	0	0	3	1.5

RATKOVICZ, GEORGE

None | HT: 6-7 | WT: 225
Birthdate: Nov. 13, 1922 | Drafted: N/A

	G	GS	MIN	FG	FGA	PCT	FT	FTA	PCT	OFF	DEF	TOT	A	PF	D	ST	TO	BS	PTS	AVG
1949-50	62	—	—	162	439	.369	211	348	.606	—	—	—	124	201	—	—	—	—	535	8.6
1950-51	66	—	—	264	636	.415	321	439	.731	—	—	547	193	256	11	—	—	—	849	12.9
1951-52	66	—	1356	165	473	.349	163	242	.674	—	—	328	90	235	8	—	—	—	493	7.5
TOTALS	**194**	**—**	**1356**	**591**	**1548**	**.382**	**695**	**1029**	**.675**	**—**	**—**	**875**	**407**	**692**	**19**	**—**	**—**	**—**	**1877**	**9.7**

PLAYOFFS

	G	GS	MIN	FG	FGA	PCT	FT	FTA	PCT	OFF	DEF	TOT	A	PF	D	ST	TO	BS	PTS	AVG
1949-50	11	—	—	47	121	.388	50	73	.685	—	—	—	21	45	—	—	—	—	144	13.1
1950-51	7	—	—	28	59	.475	41	55	.745	—	—	63	14	33	0	—	—	—	97	13.9
1951-52	6	—	59	5	15	.333	8	20	.400	—	—	22	3	16	0	—	—	—	18	3.0
TOTALS	**24**	**—**	**59**	**80**	**195**	**.410**	**99**	**148**	**.669**	**—**	**—**	**85**	**38**	**94**	**0**	**—**	**—**	**—**	**259**	**10.8**

RATLIFF, THEO

Wyoming | #42/50 | HT: 6-10 | WT: 225
Birthdate: Apr. 17, 1973 | Drafted: 1995, 1st round (18th overall) by Detroit

	G	GS	MIN	FG	FGA	PCT	FT	FTA	PCT	OFF	DEF	TOT	A	PF	D	ST	TO	BS	PTS	AVG
1997-98	58	55	1861	249	486	.512	154	218	.706	175	251	426	42	209	6	38	82	203	652	11.2
1998-99	50	50	1627	197	419	.470	166	229	.725	139	268	407	30	180	8	45	92	149	560	11.2
1999-00	57	56	1795	247	491	.503	182	236	.771	140	295	435	36	185	4	32	108	171	676	11.9
2000-01	50	50	1800	228	457	.499	165	217	.760	125	288	413	58	165	3	30	126	187	621	12.4
2008-09	46	0	579	34	64	.531	21	35	.600	46	82	128	9	77	0	17	14	47	89	1.9
TOTALS	**261**	**211**	**7662**	**955**	**1917**	**.498**	**688**	**935**	**.736**	**625**	**1184**	**1809**	**175**	**816**	**21**	**162**	**422**	**757**	**2598**	**10.0**

PLAYOFFS

	G	GS	MIN	FG	FGA	PCT	FT	FTA	PCT	OFF	DEF	TOT	A	PF	D	ST	TO	BS	PTS	AVG
1998-99	7	7	204	20	43	.465	11	19	.579	23	28	51	6	19	0	5	7	18	51	7.3
1999-00	10	10	374	48	101	.475	34	47	.723	28	51	79	9	35	1	10	17	30	130	13.0
2008-09	6	0	94	9	11	.818	2	4	.500	6	17	23	0	24	0	1	4	4	20	3.3
TOTALS	**23**	**17**	**672**	**77**	**155**	**.497**	**47**	**70**	**.671**	**57**	**96**	**152**	**15**	**78**	**1**	**16**	**28**	**52**	**201**	**8.7**

ALL-STAR GAME

	G	GS	MIN	FG	FGA	PCT	FT	FTA	PCT	OFF	DEF	TOT	A	PF	D	ST	TO	BS	PTS	AVG
2004	SELECTED BUT DID NOT PLAY DUE TO INJURY																			

RAUTINS, LEO

Syracuse | #11 | HT: 6-8 | WT: 215
Birthdate: Mar. 20, 1960 | Drafted: 1983, 1st round (17th overall) by 76ers

	G	GS	MIN	FG	FGA	PCT	FT	FTA	PCT	OFF	DEF	TOT	A	PF	D	ST	TO	BS	PTS	AVG
1983-84	28	3	196	21	58	.362	6	10	.600	9	24	33	29	31	0	9	19	2	48	1.7

PLAYOFFS

	G	GS	MIN	FG	FGA	PCT	FT	FTA	PCT	OFF	DEF	TOT	A	PF	D	ST	TO	BS	PTS	AVG
1983-84	3	0	5	1	3	.333	0	0	---	2	0	2	1	2	0	1	0	0	3	1.0

RAY, JIM

Toledo | HT: 6-1 | WT: 180
Birthdate: Jan. 12, 1934 | Drafted: N/A

	G	GS	MIN	FG	FGA	PCT	FT	FTA	PCT	OFF	DEF	TOT	A	PF	D	ST	TO	BS	PTS	AVG
1956-57	4	—	43	2	11	.182	3	5	.600	—	—	5	3	4	0	—	—	—	7	1.8
1959-60	4	—	21	1	6	.167	0	0	---	—	—	0	2	3	0	—	—	—	2	0.5
TOTALS	**8**	**—**	**64**	**3**	**17**	**.176**	**3**	**5**	**.600**	**—**	**—**	**5**	**5**	**7**	**0**	**—**	**—**	**—**	**9**	**1.1**

RAYMOND, CRAIG

Brigham Young | #20 | HT: 6-11 | WT: 240
Birthdate: Apr. 5, 1945 | Drafted: 1967, 1st round (12th overall) by 76ers

	G	GS	MIN	FG	FGA	PCT	FT	FTA	PCT	OFF	DEF	TOT	A	PF	D	ST	TO	BS	PTS	AVG
1968-69	27	0	177	22	64	.344	11	17	.647	—	—	68	8	46	2	—	—	—	55	2.0

REDMOND, MARLON

San Francisco | #4 | HT: 6-6 | WT: 200
Birthdate: Apr. 15, 1955 | Drafted: 1977, 3rd round (60th overall) by Golden St.

	G	GS	MIN	FG	FGA	PCT	FT	FTA	PCT	OFF	DEF	TOT	A	PF	D	ST	TO	BS	PTS	AVG
1978-79	4	0	23	1	12	.083	0	0	---	0	1	1	1	3	0	0	1	0	2	0.5

REID, JIM

Winston Salem | #12 | HT: 6-6 | WT: 210
Birthdate: Aug. 3, 1945 | Drafted: 1967, 5th round (53rd overall) by 76ers

	G	GS	MIN	FG	FGA	PCT	FT	FTA	PCT	OFF	DEF	TOT	A	PF	D	ST	TO	BS	PTS	AVG
1967-68	6	—	52	10	20	.500	1	5	.200	—	—	11	3	6	0	—	—	—	21	3.5

REID, ROBERT

St. Mary's (TX) | #50 | HT: 6-8 | WT: 210
Birthdate: Aug. 30, 1955 | Drafted: 1977, 2nd round (40th overall) by Houston

	G	GS	MIN	FG	FGA	PCT	FT	FTA	PCT	OFF	DEF	TOT	A	PF	D	ST	TO	BS	PTS	AVG
1990-91	3	0	37	2	14	.143	0	0	---	2	7	9	4	3	0	1	3	3	4	1.3

PLAYOFFS

	G	GS	MIN	FG	FGA	PCT	FT	FTA	PCT	OFF	DEF	TOT	A	PF	D	ST	TO	BS	PTS	AVG
1990-91	7	—	41	5	10	.500	0	0	---	1	8	9	2	8	0	1	2	0	10	1.4

3-PT. FG: 1990-91, 0-1 (.000)

RENTZIAS, EFTHIMIOS

F.C. Barcelona | #14 | HT: 6-11 | WT: 250
Birthdate: Jan. 11, 1976 | Drafted: 1996, 1st round (23rd overall) by Denver

	G	GS	MIN	FG	FGA	PCT	FT	FTA	PCT	OFF	DEF	TOT	A	PF	D	ST	TO	BS	PTS	AVG
2002-03	35	0	143	20	59	.339	8	9	.889	10	16	26	7	21	0	6	4	2	52	1.5

3-PT. FG: 2002-03, 4-8 (.500)

PLAYOFFS

	G	GS	MIN	FG	FGA	PCT	FT	FTA	PCT	OFF	DEF	TOT	A	PF	D	ST	TO	BS	PTS	AVG
2002-03	ON PLAYOFF ROSTER BUT DID NOT PLAY.																			

RICHARDSON, CLINT

Seattle | #4 | HT: 6-3 | WT: 195
Birthdate: Aug. 6, 1956 | Drafted: 1979, 2nd round (36th overall) by 76ers

	G	GS	MIN	FG	FGA	PCT	FT	FTA	PCT	OFF	DEF	TOT	A	PF	D	ST	TO	BS	PTS	AVG
1979-80	52	34	988	159	348	.457	28	45	.622	55	68	123	107	97	0	24	64	15	347	6.7
1980-81	77	1	1313	227	464	.489	84	108	.778	83	93	176	152	102	0	36	110	10	538	7.0
1981-82	77	0	1040	140	310	.452	69	88	.784	55	63	118	109	109	0	36	79	9	351	4.6
1982-83	77	1	1755	259	559	.463	71	111	.640	98	149	247	168	164	0	71	99	18	589	7.6
1983-84	69	12	1571	221	473	.467	79	103	.767	62	103	165	155	145	0	49	100	23	521	7.6
1984-85	74	20	1531	183	404	.453	76	89	.854	60	95	155	157	143	0	37	78	15	443	6.0
TOTALS	**426**	**68**	**8198**	**1189**	**2558**	**.465**	**407**	**544**	**.748**	**413**	**571**	**984**	**848**	**760**	**0**	**253**	**530**	**90**	**2789**	**6.5**

3-PT. FG: 1979-80, 1-3 (.333); 1980-81, 0-1 (.000); 1981-82, 2-2 (1.000); 1982-83, 0-6 (.000); 1983-84, 0-4 (.000); 1984-85, 1-3 (.333); TOTALS, 4-19 (.211)

PLAYOFFS	G	GS	MIN	FG	FGA	PCT	FT	FTA	PCT	OFF	DEF	TOT	A	PF	D	ST	TO	BS	PTS	AVG
1979-80	3	—	3	1	3	.333	0	0	---	0	0	0	0	0	0	1	1	0	2	0.7
1980-81	13	—	181	20	38	.526	9	17	.529	9	12	21	12	15	0	6	8	3	49	3.8
1981-82	21	—	415	47	104	.452	17	30	.567	29	40	69	40	48	0	13	21	5	111	5.3
1982-83	13	—	319	37	83	.446	14	17	.824	14	25	39	23	37	0	15	14	3	88	6.8
1983-84	5	—	115	13	23	.565	11	12	.917	4	12	16	10	17	0	3	4	1	37	7.4
1984-85	13	—	281	53	94	.564	9	10	.900	14	24	38	27	23	0	10	17	2	115	8.8
TOTALS	**68**	**—**	**1314**	**171**	**345**	**.496**	**60**	**86**	**.698**	**70**	**113**	**183**	**112**	**140**	**0**	**48**	**65**	**14**	**402**	**5.9**

3-PT. FG: 1979-80, 0-2 (.000)

RICHARDSON, JASON

Michigan State | #23 | HT: 6-6 | WT: 220
Birthdate: Jan. 20, 1981 | Drafted: 2001, 1st round (5th overall) by Golden State

	G	GS	MIN	FG	FGA	PCT	FT	FTA	PCT	OFF	DEF	TOT	A	PF	D	ST	TO	BS	PTS	AVG
2012-13	33	33	936	135	336	.402	20	33	.606	19	108	127	51	57	0	40	26	15	347	10.5
2013-14	INACTIVE - COACH'S DECISION																			
TOTALS	**33**	**33**	**936**	**135**	**336**	**.402**	**20**	**33**	**.606**	**19**	**108**	**127**	**51**	**57**	**0**	**40**	**26**	**15**	**347**	**10.5**

3-PT FG: 2012-13, 57-167 (.341)

ROBERTS, JOE

Ohio State | HT: 6-6 | WT: 215
Birthdate: May 18, 1936 | Drafted: N/A

	G	GS	MIN	FG	FGA	PCT	FT	FTA	PCT	OFF	DEF	TOT	A	PF	D	ST	TO	BS	PTS	AVG
1960-61	68	—	800	130	351	.370	62	104	.596	—	—	243	43	125	0	—	—	—	322	4.7
1961-62	80	—	1642	243	619	.393	129	194	.665	—	—	538	50	230	4	—	—	—	615	7.7
1962-63	33	—	466	73	196	.372	35	51	.686	—	—	155	16	66	1	—	—	—	181	5.5
TOTALS	**181**	**—**	**2908**	**446**	**1166**	**.383**	**226**	**349**	**.648**	**—**	**—**	**936**	**109**	**421**	**5**	**—**	**—**	**—**	**1118**	**6.2**

PLAYOFFS

	G	GS	MIN	FG	FGA	PCT	FT	FTA	PCT	OFF	DEF	TOT	A	PF	D	ST	TO	BS	PTS	AVG
1960-61	5	—	20	3	10	.300	0	0	---	—	—	4	0	3	0	—	—	—	6	1.2
1961-62	4	—	64	8	22	.364	10	14	.714	—	—	28	0	9	0	—	—	—	26	6.5
TOTALS	**9**	**0**	**84**	**11**	**32**	**.344**	**10**	**14**	**.714**	**—**	**—**	**32**	**0**	**12**	**0**	**—**	**—**	**—**	**32**	**3.6**

ROBERTS, STANLEY

LSU | #53 | HT: 7-0 | WT: 290
Birthdate: Feb. 7, 1970 | Drafted: 1991, 1st round (23rd overall) by Orlando

	G	GS	MIN	FG	FGA	PCT	FT	FTA	PCT	OFF	DEF	TOT	A	PF	D	ST	TO	BS	PTS	AVG
1999-00	5	1	51	5	16	.313	0	3	.000	6	9	15	3	15	0	1	2	1	10	2.0

ROBINSON, CLIFF

USC | #4 | HT: 6-9 | WT: 240
Birthdate: Mar. 13, 1960 | Drafted: 1979, 1st round (11th overall) by New Jersey

	G	GS	MIN	FG	FGA	PCT	FT	FTA	PCT	OFF	DEF	TOT	A	PF	D	ST	TO	BS	PTS	AVG
1986-87	55	30	1586	338	729	.464	139	184	.755	86	221	307	89	150	1	86	123	30	815	14.8
1987-88	62	51	2110	483	1041	.464	210	293	.717	116	289	405	131	192	4	79	161	39	1178	19.0
1988-89	14	13	416	90	187	.481	32	44	.727	19	56	75	32	37	0	17	34	2	212	15.1
TOTALS	**131**	**94**	**4112**	**911**	**1957**	**.466**	**381**	**521**	**.731**	**221**	**566**	**787**	**252**	**379**	**5**	**182**	**318**	**71**	**2205**	**16.8**

3-PT. FG: 1986-87, 0-4 (.000); 1987-88, 2-9 (.222); 1988-89, 0-1 (.000); TOTALS, 2-14 (.143)

CLIFF ROBINSON PLAYOFFS

	G	GS	MIN	FG	FGA	PCT	FT	FTA	PCT	OFF	DEF	TOT	A	PF	D	ST	TO	BS	PTS	AVG
1986-87	5	—	138	30	61	.492	13	15	.867	10	33	43	6	15	0	3	8	7	73	14.6

ROBINSON, GLENN

Purdue — #31 — HT: 6-7 — WT: 240
Birthdate: Jan. 10, 1973 — Drafted: 1994, 1st round (1st overall) by Milwaukee

	G	GS	MIN	FG	FGA	PCT	FT	FTA	PCT	OFF	DEF	TOT	A	PF	D	ST	TO	BS	PTS	AVG
2003-04	42	42	1336	275	614	.448	114	137	.832	46	143	189	57	96	1	42	106	9	698	16.6

3-PT FG: 2003-04, 34-100 (.340)

ROCHA, RED

Hawaii; Oregon State — #16 — HT: 6-9 — WT: 195
Birthdate: Sept. 18, 1923 — Drafted: N/A

	G	GS	MIN	FG	FGA	PCT	FT	FTA	PCT	OFF	DEF	TOT	A	PF	D	ST	TO	BS	PTS	AVG
1951-52	66	—	2543	300	749	.401	254	330	.770	—	—	549	128	249	4	—	—	—	854	12.9
1952-53	69	—	2454	268	690	.388	234	310	.755	—	—	510	137	257	5	—	—	—	770	11.2
1954-55	72	—	2473	295	801	.368	222	284	.782	—	—	489	178	242	5	—	—	—	812	11.3
1955-56	72	—	1883	250	692	.361	220	281	.783	—	—	416	131	244	6	—	—	—	720	10.0
TOTALS	**279**	**—**	**9353**	**1113**	**2932**	**.380**	**930**	**1205**	**.772**	**—**	**—**	**1964**	**574**	**992**	**20**	**—**	**—**	**—**	**3156**	**11.3**

RED ROCHA PLAYOFFS

	G	GS	MIN	FG	FGA	PCT	FT	FTA	PCT	OFF	DEF	TOT	A	PF	D	ST	TO	BS	PTS	AVG
1951-52	7	—	276	41	95	.432	37	51	.725	—	—	48	10	36	3	—	—	—	119	17.0
1952-53	2	—	107	10	26	.385	11	14	.786	—	—	17	7	11	1	—	—	—	31	15.5
1954-55	11	—	371	46	110	.418	44	58	.759	—	—	74	14	45	1	—	—	—	136	12.4
1955-56	8	—	189	23	68	.338	22	26	.846	—	—	52	15	37	3	—	—	—	68	8.5
TOTALS	**28**	**—**	**943**	**120**	**299**	**.401**	**114**	**149**	**.765**	**—**	**—**	**191**	**46**	**129**	**8**	**—**	**—**	**—**	**354**	**12.6**

RED ROCHA ALL-STAR GAME

	G	GS	MIN	FG	FGA	PCT	FT	FTA	PCT	OFF	DEF	TOT	A	PF	D	ST	TO	BS	PTS	AVG
1952	1	0	28	5	11	.455	2	2	1.000	—	—	5	2	—	—	—	—	—	12	12.0

ROGERS, RODNEY

Wake Forest — #54 — HT: 6-7 — WT: 280
Birthdate: June 20, 1971 — Drafted: 1993, 1st round (9th overall) by Denver

	G	GS	MIN	FG	FGA	PCT	FT	FTA	PCT	OFF	DEF	TOT	A	PF	D	ST	TO	BS	PTS	AVG
2004-05	28	7	485	63	161	.391	20	28	.714	33	71	104	26	69	0	22	20	8	169	6.0

3-PT FG: 2004-05, 23-76 (.303)

PLAYOFFS

	G	GS	MIN	FG	FGA	PCT	FT	FTA	PCT	OFF	DEF	TOT	A	PF	D	ST	TO	BS	PTS	AVG
2004-05	4	0	49	6	13	.462	5	7	.714	0	4	4	1	4	0	0	1	2	20	5.0

3-PT FG: 2004-05, 3-8 (.375)

ROWINSKI, JIM

Purdue — #11 — HT: 6-8 — WT: 255
Birthdate: Jan. 4, 1961 — Drafted: 1984, 4th round (86th overall) by Utah

	G	GS	MIN	FG	FGA	PCT	FT	FTA	PCT	OFF	DEF	TOT	A	PF	D	ST	TO	BS	PTS	AVG
1988-89	3	0	7	1	2	.500	1	2	.500	1	2	3	0	0	0	0	0	0	3	1.0

RUFFIN, MICHAEL

Tulsa — #51 — HT: 6-9 — WT: 246
Birthdate: Jan. 21, 1977 — Drafted: 1999, 2nd round (32nd overall) by Chicago

	G	GS	MIN	FG	FGA	PCT	FT	FTA	PCT	OFF	DEF	TOT	A	PF	D	ST	TO	BS	PTS	AVG
2001-02	15	0	169	7	26	.269	2	8	.250	23	28	51	5	23	0	5	11	8	16	1.1

RUFFIN, TREVOR

Hawaii — #8 — HT: 6-1 — WT: 200
Birthdate: Sept. 26, 1970 — Drafted: Undrafted (1994)

	G	GS	MIN	FG	FGA	PCT	FT	FTA	PCT	OFF	DEF	TOT	A	PF	D	ST	TO	BS	PTS	AVG
1995-96	61	23	1551	263	648	.406	148	182	.813	21	111	132	269	132	0	43	149	2	778	12.8

3-PT. FG: 1995-96, 104-284 (.366)

RULAND, JEFF

Iona — #43 — HT: 6-11 — WT: 275
Birthdate: Dec. 16, 1958 — Drafted: 1980, 2nd round (25th overall) by Golden St.

	G	GS	MIN	FG	FGA	PCT	FT	FTA	PCT	OFF	DEF	TOT	A	PF	D	ST	TO	BS	PTS	AVG
1986-87	5	2	116	19	28	.679	9	12	.750	12	16	28	10	13	0	0	10	4	47	9.4
1991-92	13	5	209	20	38	.526	11	16	.688	16	31	47	5	45	0	7	20	4	51	3.9
TOTALS	**18**	**7**	**325**	**39**	**66**	**.591**	**20**	**28**	**.714**	**28**	**47**	**75**	**15**	**58**	**0**	**7**	**30**	**8**	**98**	**5.4**

RULE, BOB

Colorado State — #45 — HT: 6-9 — WT: 235
Birthdate: June 29, 1944 — Drafted: 1967, 2nd round (19th overall) by Seattle

	G	GS	MIN	FG	FGA	PCT	FT	FTA	PCT	OFF	DEF	TOT	A	PF	D	ST	TO	BS	PTS	AVG
1971-72	60	53	1987	416	934	.445	203	292	.695	—	—	479	110	162	4	—	—	—	1035	17.3
1972-73	3	0	12	0	1	.000	0	0	---	—	—	2	1	2	0	—	—	—	0	0.0
TOTALS	**63**	**53**	**1999**	**416**	**935**	**.445**	**203**	**292**	**.695**	**—**	**—**	**481**	**111**	**164**	**4**	**—**	**—**	**—**	**1035**	**16.4**

RUSH, KAREEM

Missouri — #14 — HT: 6-6 — WT: 215
Birthdate: October 30, 1980 — Drafted: 2002, 1st round (20th overall) by Toronto

	G	GS	MIN	FG	FGA	PCT	FT	FTA	PCT	OFF	DEF	TOT	A	PF	D	ST	TO	BS	PTS	AVG
2008-09	25	1	199	20	58	.345	4	4	1.000	0	15	15	15	10	0	5	10	1	54	2.2

3-PT. FG: 2008-09, 10-33 (.303)

SALMONS, JOHN

Miami — #7 — HT: 6-7 — WT: 210
Birthdate: Dec. 12, 1979 — Drafted: 2002, 1st round (26th overall) by San Antonio

	G	GS	MIN	FG	FGA	PCT	FT	FTA	PCT	OFF	DEF	TOT	A	PF	D	ST	TO	BS	PTS	AVG
2002-03	64	1	505	48	116	.414	26	35	.743	16	43	59	47	53	1	17	29	6	132	2.1
2003-04	77	24	1603	161	416	.387	71	92	.772	38	158	196	134	122	0	62	77	16	443	5.8
2004-05	58	8	993	85	210	.405	35	48	.729	12	109	121	114	92	1	40	51	13	236	4.1
2005-06	82	24	2059	219	521	.420	155	200	.775	48	172	220	223	178	0	73	125	13	619	7.5
TOTALS	**281**	**57**	**5160**	**513**	**1263**	**.406**	**287**	**375**	**.765**	**114**	**482**	**596**	**518**	**445**	**2**	**192**	**282**	**48**	**1430**	**5.1**

3-PT FG: 2002-03, 10-31 (.323); 2003-04, 50-147 (.340); 2004-05, 31-91 (.341); 2005-06, 26-87 (.299); TOTALS, 117-356 (.329)

PLAYOFFS

	G	GS	MIN	FG	FGA	PCT	FT	FTA	PCT	OFF	DEF	TOT	A	PF	D	ST	TO	BS	PTS	AVG
2002-03	6	0	16	0	1	.000	0	2	.000	0	3	3	0	0	0	0	2	0	0	0.0
2004-05	2	0	4	0	0	---	0	0	---	0	0	0	1	0	0	0	0	0	0	0.0
TOTALS	**8**	**0**	**20**	**0**	**1**	**.000**	**0**	**2**	**.000**	**0**	**3**	**3**	**1**	**0**	**0**	**0**	**2**	**0**	**0**	**0.0**

3-PT. FG: 2002-03, 0-1 (.000); 2004-05, 0-0 (---).; TOTALS, 0-1 (.000)

SANCHEZ, JUAN (PEPE)

Temple — #4 — HT: 6-4 — WT: 195
Birthdate: Nov. 17, 1975 — Drafted: Undrafted

	G	GS	MIN	FG	FGA	PCT	FT	FTA	PCT	OFF	DEF	TOT	A	PF	D	ST	TO	BS	PTS	AVG
2000-01	29	0	150	9	28	.321	2	2	1.000	3	12	15	41	21	0	11	6	1	20	0.7

SATTERFIELD, KENNY

Cincinnati — #12 — HT: 6-2 — WT: 170
Birthdate: April 10, 1981 — Drafted: 2001, 1st round (25th overall) by Dallas

	G	GS	MIN	FG	FGA	PCT	FT	FTA	PCT	OFF	DEF	TOT	A	PF	D	ST	TO	BS	PTS	AVG
2002-03	17	0	82	4	18	.222	1	2	.500	4	4	8	15	6	0	2	7	0	9	0.5

SAVAGE, DON

LeMoyne — HT: 6-3 — WT: 205
Birthdate: April 9, 1928 — Drafted: N/A

	G	GS	MIN	FG	FGA	PCT	FT	FTA	PCT	OFF	DEF	TOT	A	PF	D	ST	TO	BS	PTS	AVG
1951-52	12	—	118	9	43	.209	18	28	.643	—	—	24	12	22	0	—	—	—	36	3.0
1956-57	5	—	55	6	19	.316	6	7	.857	—	—	7	2	7	0	—	—	—	18	3.6
TOTALS	**17**	**—**	**173**	**15**	**62**	**.242**	**24**	**35**	**.686**	**—**	**—**	**31**	**14**	**29**	**0**	**—**	**—**	**—**	**54**	**3.2**

SCHAFER, BOB

Villanova — HT: 6-3 — WT: 195
Birth Date: 1933 — Drafted: N/A

	G	GS	MIN	FG	FGA	PCT	FT	FTA	PCT	OFF	DEF	TOT	A	PF	D	ST	TO	BS	PTS	AVG
1955-56*	54	—	578	81	270	.300	62	81	.765	—	—	71	53	75	0	—	—	—	224	4.1
1956-57	11	—	167	19	66	.288	11	13	.846	—	—	11	15	16	1	—	—	—	49	4.5
TOTALS	**65**	**—**	**745**	**100**	**336**	**.298**	**73**	**94**	**.777**	**—**	**—**	**82**	**68**	**91**	**1**	**—**	**—**	**—**	**273**	**4.2**

PLAYOFFS

	G	GS	MIN	FG	FGA	PCT	FT	FTA	PCT	OFF	DEF	TOT	A	PF	D	ST	TO	BS	PTS	AVG
1955-56	4	—	39	3	20	.150	5	6	.833	—	—	9	1	8	1	—	—	—	11	2.8

SCHAYES, DOLPH

New York University — #4 — HT: 6-8 — WT: 220
Birthdate: May 19, 1928 — Drafted: Undrafted by NBA teams

	G	GS	MIN	FG	FGA	PCT	FT	FTA	PCT	OFF	DEF	TOT	A	PF	D	ST	TO	BS	PTS	AVG
1948-49(N)	63	—	—	271	—	—	267	370	.722	—	—	—	—	232	—	—	—	—	809	12.8
1949-50	64	—	—	348	903	.385	376	486	.774	—	—	—	259	225	—	—	—	—	1072	16.8
1950-51	66	—	—	332	930	.357	457	608	.752	—	—	1080	251	271	9	—	—	—	1121	17.0
1951-52	63	—	2004	263	740	.355	342	424	.807	—	—	773	182	213	5	—	—	—	868	13.8
1952-53	71	—	2668	375	1002	.374	512	619	.827	—	—	920	227	271	9	—	—	—	1262	17.8
1953-54	72	—	2655	370	973	.380	488	590	.827	—	—	870	214	232	4	—	—	—	1228	17.1
1954-55	72	—	2526	422	1103	.383	489	587	.833	—	—	887	213	247	6	—	—	—	1333	18.5
1955-56	72	—	2517	465	1202	.387	542	632	.858	—	—	891	200	251	9	—	—	—	1472	20.4
1956-57	72	—	2851	496	1308	.379	625	691	.904	—	—	1008	229	219	5	—	—	—	1617	22.5
1957-58	72	—	2918	581	1458	.398	629	696	.904	—	—	1022	224	244	6	—	—	—	1791	24.9
1958-59	72	—	2645	504	1304	.387	526	609	.864	—	—	962	178	280	9	—	—	—	1534	21.3
1959-60	75	—	2741	578	1440	.401	533	597	.893	—	—	959	256	263	10	—	—	—	1689	22.5
1960-61	79	—	3007	594	1595	.372	680	783	.868	—	—	960	296	296	9	—	—	—	1868	23.6
1961-62	56	—	1480	268	751	.357	286	319	.897	—	—	439	120	167	4	—	—	—	822	14.7
1962-63	66	—	1438	223	575	.388	181	206	.879	—	—	375	175	177	2	—	—	—	627	9.5
1963-64	24	—	350	44	143	.308	46	57	.807	—	—	110	48	76	3	—	—	—	134	5.6
TOTALS	**1059**	**—**	**29800**	**6134**	**15427**	**—**	**6979**	**8274**	**.843**	**—**	**—**	**11256**	**3072**	**3664**	**90**	**—**	**—**	**—**	**19247**	**18.2**

DOLPH SCHAYES PLAYOFFS

	G	GS	MIN	FG	FGA	PCT	FT	FTA	PCT	OFF	DEF	TOT	A	PF	D	ST	TO	BS	PTS	AVG
1948-49(N)	6	—	—	27	—	—	32	42	.762	—	—	—	—	26	—	—	—	—	86	14.3
1949-50	11	—	—	57	148	.385	74	101	.733	—	—	—	28	43	—	—	—	—	188	17.1
1950-51	7	—	—	47	105	.448	49	64	.766	—	—	102	20	28	2	—	—	—	143	20.4
1951-52	7	—	248	41	91	.451	60	78	.769	—	—	90	15	34	2	—	—	—	142	20.3
1952-53	2	—	58	4	16	.250	10	13	.769	—	—	17	1	7	0	—	—	—	18	9.0
1953-54	13	—	374	64	140	.457	80	108	.741	—	—	136	24	40	1	—	—	—	208	16.0
1954-55	11	—	363	60	167	.359	89	106	.840	—	—	141	40	48	3	—	—	—	209	19.0
1955-56	8	—	310	52	142	.366	73	83	.880	—	—	111	27	27	0	—	—	—	177	22.1
1956-57	5	—	215	29	95	.305	49	55	.891	—	—	90	14	18	0	—	—	—	107	21.4
1957-58	3	—	131	25	64	.391	30	36	.833	—	—	45	6	10	0	—	—	—	80	26.7
1958-59	9	—	351	78	195	.400	98	107	.916	—	—	117	41	36	0	—	—	—	254	28.2
1959-60	3	—	126	30	66	.455	28	30	.933	—	—	48	8	10	0	—	—	—	88	29.3
1960-61	8	—	308	51	152	.336	63	70	.900	—	—	91	21	32	2	—	—	—	165	20.6
1961-62	5	—	95	24	66	.364	9	13	.692	—	—	35	5	21	0	—	—	—	57	11.4
1962-63	5	—	108	20	44	.455	11	12	.917	—	—	28	7	17	0	—	—	—	51	10.2
TOTALS	**103**	**—**	**2687**	**609**	**1491**	**—**	**755**	**918**	**.822**	**—**	**—**	**1051**	**257**	**397**	**10**	**—**	**—**	**—**	**1973**	**19.2**

ALL-STAR GAME

	G	GS	MIN	FG	FGA	PCT	FT	FTA	PCT	OFF	DEF	TOT	A	PF	D	ST	TO	BS	PTS	AVG
1951	1	1	—	7	10	.700	1	2	.500	—	—	14	3	—	—	—	—	—	15	—
1952	SELECTED BUT DID NOT PLAY DUE TO INJURY																			
1953	1	1	26	2	7	.286	4	4	1.000	—	—	13	3	—	—	—	—	—	8	—
1954	1	1	24	1	3	.333	4	6	.667	—	—	12	1	—	—	—	—	—	6	—
1955	1	1	19	6	12	.500	3	3	1.000	—	—	13	1	—	—	—	—	—	15	—
1956	1	1	25	4	8	.500	6	10	.600	—	—	4	2	—	—	—	—	—	14	—
1957	1	0	25	4	6	.667	1	1	1.000	—	—	10	1	—	—	—	—	—	9	—
1958	1	1	39	6	15	.400	6	6	1.000	—	—	9	2	—	—	—	—	—	18	—
1959	1	0	22	3	11	.273	7	8	.875	—	—	13	1	—	—	—	—	—	13	—
1960	1	1	27	8	19	.421	3	3	1.000	—	—	10	0	—	—	—	—	—	19	—
1961	1	1	27	7	15	.467	7	7	1.000	—	—	6	3	—	—	—	—	—	21	—
1962	1	1	4	0	0	---	0	0	---	—	—	1	0	—	—	—	—	—	0	—
TOTALS	**11**	**9**	**238**	**48**	**106**	**.453**	**42**	**50**	**.840**	**—**	**—**	**105**	**17**	**—**	**—**	**—**	**—**	**—**	**138**	**12.5**

SCHLUETER, DALE

Colorado State — **#54** — **HT: 6-10** — **WT: 225**
Birthdate: Nov. 12, 1945 — **Drafted: 1967, 6th round (63rd overall) by San Francisco**

	G	GS	MIN	FG	FGA	PCT	FT	FTA	PCT	OFF	DEF	TOT	A	PF	D	ST	TO	BS	PTS	AVG
1972-73	**78**	**10**	**1136**	**166**	**317**	**.524**	**86**	**123**	**.699**	**—**	**—**	**354**	**103**	**166**	**0**	**—**	**—**	**—**	**418**	**5.4**

SCHOENE, RUSS

Tennessee-Chattanooga — **#3** — **HT: 6-10** — **WT: 210**
Birthdate: Apr. 16, 1960 — **Drafted: 1982, 2nd round (45th overall) by 76ers**

	G	GS	MIN	FG	FGA	PCT	FT	FTA	PCT	OFF	DEF	TOT	A	PF	D	ST	TO	BS	PTS	AVG
1982-83	46	2	702	106	207	.512	21	28	.750	52	102	154	32	118	2	13	46	9	233	5.1

3-PT.FG: 1982-83, 0-1 (.000)

SCHOLZ, DAVE

Illinois — **#25** — **HT: 6-8** — **WT: 220**
Birthdate: Apr. 12, 1948 — **Drafted: 1969, 4th round (56th overall) by 76ers**

	G	GS	MIN	FG	FGA	PCT	FT	FTA	PCT	OFF	DEF	TOT	A	PF	D	ST	TO	BS	PTS	AVG
1969-70	1	—	1	1	1	1.000	0	0	---	—	—	0	0	0	0	—	—	—	2	2.0

SCOLARI, FREDDIE

San Francisco — **HT: 5-11** — **WT: 180**
Birthdate: March 1, 1922 — **Drafted: N/A**

	G	GS	MIN	FG	FGA	PCT	FT	FTA	PCT	OFF	DEF	TOT	A	PF	D	ST	TO	BS	PTS	AVG
1950-51*	66	—	—	302	923	.327	279	331	.843	—	—	218	255	183	1	—	—	—	883	13.4

PLAYOFFS

	G	GS	MIN	FG	FGA	PCT	FT	FTA	PCT	OFF	DEF	TOT	A	PF	D	ST	TO	BS	PTS	AVG
1950-51	7	—	—	33	93	.355	22	27	.815	—	—	41	16	23	1	—	—	—	88	12.6

SELVY, FRANK

Furman — **HT: 6-3** — **WT: 180**
Birthdate: Nov. 9, 1932 — **Drafted: N/A**

	G	GS	MIN	FG	FGA	PCT	FT	FTA	PCT	OFF	DEF	TOT	A	PF	D	ST	TO	BS	PTS	AVG
1959-60*	62	—	1308	205	521	.393	153	208	.736	—	—	175	111	101	1	—	—	—	563	9.1

SEYMOUR, PAUL

Toledo — **#5** — **HT: 6-2** — **WT: 180**
Birthdate: Jan. 30, 1928 — **Drafted: N/A**

	G	GS	MIN	FG	FGA	PCT	FT	FTA	PCT	OFF	DEF	TOT	A	PF	D	ST	TO	BS	PTS	AVG
1947-48(N)	30	—	—	79	—	—	47	64	.734	—	—	—	—	54	—	—	—	—	205	6.8
1948-49(N)	63	—	—	120	—	—	70	106	.660	—	—	—	—	150	—	—	—	—	310	4.9
1949-50	62	—	—	175	524	.334	126	176	.716	—	—	—	189	157	—	—	—	—	476	7.7
1950-51	51	—	—	125	385	.325	117	159	.736	—	—	194	187	138	0	—	—	—	367	7.2
1951-52	66	—	2209	206	615	.335	186	245	.759	—	—	225	220	165	4	—	—	—	598	9.1
1952-53	67	—	2684	306	798	.383	340	416	.817	—	—	246	294	210	3	—	—	—	952	14.2
1953-54	71	—	2727	316	838	.377	299	368	.813	—	—	291	364	187	2	—	—	—	931	13.1
1954-55	72	—	2950	375	1036	.362	300	370	.811	—	—	300	483	167	0	—	—	—	1050	14.6
1955-56	57	—	1826	227	670	.339	188	233	.807	—	—	152	276	130	1	—	—	—	642	11.3
1956-57	65	—	1235	143	442	.324	101	123	.821	—	—	130	193	91	0	—	—	—	387	6.0
1957-58	64	—	763	107	315	.340	53	63	.841	—	—	107	93	88	0	—	—	—	267	4.2
1958-59	21	—	266	32	98	.327	26	29	.897	—	—	39	36	25	0	—	—	—	90	4.3
1959-60	4	—	7	0	4	.000	0	0	---	—	—	1	0	1	0	—	—	—	0	0.0
TOTALS	**693**	**—**	**14557**	**2211**	**5725**	**—**	**1853**	**2352**	**.788**	**—**	**—**	**1685**	**2335**	**1563**	**10**	**—**	**—**	**—**	**6275**	**9.1**

PAUL SEYMOUR PLAYOFFS (Totals do not include statistics from 1947-49)

	G	GS	MIN	FG	FGA	PCT	FT	FTA	PCT	OFF	DEF	TOT	A	PF	D	ST	TO	BS	PTS	AVG
1947-48(N)	STATISTICS NOT AVAILABLE																			
1948-49(N)	STATISTICS NOT AVAILABLE																			
1949-50	11	—	—	27	93	.290	24	28	.857	—	—	—	34	32	—	—	—	—	78	7.1
1950-51	7	—	—	10	48	.208	14	21	.667	—	—	26	25	22	1	—	—	—	34	4.9
1951-52	7	—	270	25	60	.417	35	43	.814	—	—	26	25	33	1	—	—	—	85	12.1
1952-53	2	—	112	9	24	.375	18	19	.947	—	—	10	8	11	1	—	—	—	36	18.0
1953-54	13	—	559	59	143	.413	76	94	.809	—	—	34	60	39	1	—	—	—	194	14.9
1954-55	11	—	410	46	149	.309	45	50	.900	—	—	43	75	21	0	—	—	—	137	12.5
1955-56	7	—	153	16	55	.291	15	20	.750	—	—	11	18	11	0	—	—	—	47	6.7
1956-57	5	—	98	8	37	.216	5	6	.833	—	—	10	8	11	0	—	—	—	21	4.2
1957-58	3	—	50	8	23	.348	2	3	.667	—	—	4	4	5	0	—	—	—	18	6.0
TOTALS	**66**	**—**	**1652**	**208**	**632**	**.329**	**234**	**284**	**.824**	**—**	**—**	**164**	**257**	**185**	**4**	**—**	**—**	**—**	**650**	**9.8**

ALL-STAR GAME

	G	GS	MIN	FG	FGA	PCT	FT	FTA	PCT	OFF	DEF	TOT	A	PF	D	ST	TO	BS	PTS	AVG
1953	1	0	14	2	3	.667	1	2	.500	—	—	3	2	—	—	—	—	—	5	
1954	1	0	19	2	6	.333	4	4	1.000	—	—	1	3	—	—	—	—	—	8	
1955	1	0	16	3	8	.375	2	2	1.000	—	—	3	1	—	—	—	—	—	8	
TOTALS	**3**	**0**	**49**	**7**	**17**	**.412**	**7**	**8**	**.875**	**—**	**—**	**7**	**6**	**—**	**—**	**—**	**—**	**—**	**21**	**7.0**

SHACKLEFORD, CHARLES

North Carolina State — **#17** — **HT: 6-10** — **WT: 225**
Birthdate: Apr. 22, 1966 — **Drafted: 1988, 2nd round (32nd overall) by New Jersey**

	G	GS	MIN	FG	FGA	PCT	FT	FTA	PCT	OFF	DEF	TOT	A	PF	D	ST	TO	BS	PTS	AVG
1991-92	72	62	1399	205	422	.486	63	95	.663	145	270	415	46	205	3	38	62	51	473	6.6
1992-93	48	0	568	80	164	.488	31	49	.633	65	140	205	26	92	1	13	36	25	191	4.0
TOTALS	**120**	**62**	**1967**	**285**	**586**	**.486**	**94**	**144**	**.653**	**210**	**410**	**620**	**72**	**297**	**4**	**51**	**98**	**76**	**664**	**5.5**

3-PT. FG: 1991-92, 0-1 (.000); 1992-93, 0-2 (.000); TOTALS, 0-3 (.000)

SHAFFER II, LEE

North Carolina — **#22** — **HT: 6-7** — **WT: 220**
Birthdate: Feb. 23, 1939 — **Drafted: 1960, 1st round (5th overall) by Syracuse**

	G	GS	MIN	FG	FGA	PCT	FT	FTA	PCT	OFF	DEF	TOT	A	PF	D	ST	TO	BS	PTS	AVG
1961-62	75	—	2083	514	1180	.436	239	310	.771	—	—	511	99	266	6	—	—	—	1267	16.9
1962-63	80	—	2392	597	1393	.429	294	375	.784	—	—	524	97	249	5	—	—	—	1488	18.6
1963-64	41	—	1013	217	587	.370	102	133	.767	—	—	205	36	116	1	—	—	—	536	13.1
TOTALS	**196**	**—**	**5488**	**1328**	**3160**	**.420**	**635**	**818**	**.776**	**—**	**—**	**1240**	**232**	**631**	**12**	**—**	**—**	**—**	**3291**	**16.8**

PLAYOFFS

	G	GS	MIN	FG	FGA	PCT	FT	FTA	PCT	OFF	DEF	TOT	A	PF	D	ST	TO	BS	PTS	AVG
1961-62	5	—	174	35	99	.354	24	31	.774	—	—	55	7	17	0	—	—	—	94	18.8
1962-63	5	—	173	56	117	.479	24	30	.800	—	—	23	6	19	0	—	—	—	136	27.2
1963-64	3	—	40	8	22	.364	1	1	1.000	—	—	4	2	5	0	—	—	—	17	5.7
TOTALS	**13**	**—**	**387**	**99**	**238**	**.416**	**49**	**62**	**.790**	**—**	**—**	**82**	**15**	**41**	**0**	**—**	**—**	**—**	**247**	**19.0**

ALL-STAR GAME

	G	GS	MIN	FG	FGA	PCT	FT	FTA	PCT	OFF	DEF	TOT	A	PF	D	ST	TO	BS	PTS	AVG
1963	1	0	19	6	13	.462	0	0	---	—	—	1	1	—	—	—	—	—	12	12.0

SHAW, BRIAN

California at Santa Barbara — **#22** — **HT: 6-6** — **WT: 200**
Birthdate: Mar. 22, 1968 — **Drafted: 1988, 1st round (24th overall) by Boston**

	G	GS	MIN	FG	FGA	PCT	FT	FTA	PCT	OFF	DEF	TOT	A	PF	D	ST	TO	BS	PTS	AVG
1997-98	20	2	502	51	139	.367	12	19	.632	17	47	64	88	55	1	14	24	3	121	6.1

SHAW, CASEY

Toledo — **#30** — **HT: 6-11** — **WT: 200**
Birthdate: July 20, 1975 — **Drafted: 1998, 2nd round (37th overall) by 76ers**

	G	GS	MIN	FG	FGA	PCT	FT	FTA	PCT	OFF	DEF	TOT	A	PF	D	ST	TO	BS	PTS	AVG
1998-99	9	0	14	1	8	.125	0	0	---	3	0	3	0	2	0	0	2	0	2	0.2

SHOUSE, DEXTER

South Alabama — **#14** — **HT: 6-2** — **WT: 200**
Birthdate: Mar. 24, 1963 — **Drafted: 1985, 4th round (92nd overall) by LA Lakers**

	G	GS	MIN	FG	FGA	PCT	FT	FTA	PCT	OFF	DEF	TOT	A	PF	D	ST	TO	BS	PTS	AVG
1989-90	3	0	18	0	4	.000	0	0	---	0	0	0	2	2	0	1	2	1	0	0.0

3-PT. FG: 1989-90, 0-1 (.000)

SILAS, XAVIER

Northern Illinois — **#25** — **HT: 6-5** — **WT: 205**
Birthdate: Jan. 22, 1988 — **Drafted: N/A**

	G	GS	MIN	FG	FGA	PCT	FT	FTA	PCT	OFF	DEF	TOT	A	PF	D	ST	TO	BS	PTS	AVG
2011-12	2	0	39	4	15	.267	2	3	.667	2	2	4	3	5	0	0	3	0	11	5.5

3-PT. FG: 2011-12, 1-6 (.167)

PLAYOFFS

	G	GS	MIN	FG	FGA	PCT	FT	FTA	PCT	OFF	DEF	TOT	A	PF	D	ST	TO	BS	PTS	AVG
2011-12	2	0	4	1	1	1.000	0	0	—	1	1	2	0	0	0	0	0	0	2	1.0

SIMMONS, CONNIE

None — **HT: 6-8** — **WT: 225**
Birthdate: March 15, 1925 — **Drafted: N/A**

	G	GS	MIN	FG	FGA	PCT	FT	FTA	PCT	OFF	DEF	TOT	A	PF	D	ST	TO	BS	PTS	AVG
1954-55*	36	—	862	137	384	.357	72	114	.632	—	—	220	61	109	2	—	—	—	346	9.6

SIMPSON, RALPH

Michigan State — #44 — HT: 6-5 — WT: 200
Birthdate: Aug. 10, 1949 — Drafted: 1972, 1st round (11th overall) by Chicago

	G	GS	MIN	FG	FGA	PCT	FT	FTA	PCT	OFF	DEF	TOT	A	PF	D	ST	TO	BS	PTS	AVG
1978-79	36	0	452	87	196	.444	28	40	.700	16	19	35	58	27	8	25	47	1	202	5.6

SIMS, HENRY

Georgetown — #35 — HT: 6-10 — WT: 245
Birthdate: Mar. 27, 1990 — Drafted: N/A

	G	GS	MIN	FG	FGA	PCT	FT	FTA	PCT	OFF	DEF	TOT	A	PF	D	ST	TO	BS	PTS	AVG
2013-14	26	25	707	112	229	.489	82	106	.766	82	99	181	47	84	0	23	33	13	306	11.8

3-PT. FG: 2013-14, 0-1 (.000)

SKILES, SCOTT

Michigan State '86 — #5 — HT: 6-1 — WT: 185
Birthdate: March 5, 1964 — Drafted: 1986, 1st round (22nd overall) by Milwaukee

	G	GS	MIN	FG	FGA	PCT	FT	FTA	PCT	OFF	DEF	TOT	A	PF	D	ST	TO	BS	PTS	AVG
1995-96	10	9	236	20	57	.351	8	10	.800	1	15	16	38	21	0	7	16	0	63	6.3

3-PT. FG: 1995-96, 15-34 (.441)

SKINNER, AL

Massachusetts — #30 — HT: 6-3 — WT:195
Birthdate: June 16, 1952 — Drafted: 1974, 9th round (160th overall) by Boston

	G	GS	MIN	FG	FGA	PCT	FT	FTA	PCT	OFF	DEF	TOT	A	PF	D	ST	TO	BS	PTS	AVG
1978-79	22	0	309	36	89	.404	27	32	.844	15	29	44	40	61	2	18	34	1	99	4.5
1979-80	2	0	10	1	2	.500	0	0	---	0	0	0	2	1	0	0	2	0	2	1.0
TOTALS	**24**	**0**	**319**	**37**	**91**	**.407**	**27**	**32**	**.844**	**15**	**29**	**44**	**42**	**62**	**2**	**18**	**36**	**1**	**101**	**4.2**

PLAYOFFS

	G	GS	MIN	FG	FGA	PCT	FT	FTA	PCT	OFF	DEF	TOT	A	PF	D	ST	TO	BS	PTS	AVG
1978-79	5	—	47	6	17	.353	6	8	.750	5	5	10	11	6	0	3	6	1	18	3.6

SKINNER, BRIAN

Baylor — #54 — HT: 6-9 — WT: 265
Birthdate: May 19, 1976 — Drafted: 1998, 1st round (22nd overall) by LA Clippers

	G	GS	MIN	FG	FGA	PCT	FT	FTA	PCT	OFF	DEF	TOT	A	PF	D	ST	TO	BS	PTS	AVG
2002-03	77	9	1381	182	331	.550	97	161	.602	136	230	366	19	176	1	47	62	53	461	6.0
2004-05	24	0	246	22	57	.497	5	17	.294	23	39	62	5	29	0	5	13	6	49	2.0
TOTALS	**101**	**9**	**1627**	**204**	**388**	**.526**	**102**	**178**	**.573**	**159**	**269**	**428**	**24**	**205**	**1**	**52**	**75**	**59**	**510**	**5.0**

BRIAN SKINNER PLAYOFFS

	G	GS	MIN	FG	FGA	PCT	FT	FTA	PCT	OFF	DEF	TOT	A	PF	D	ST	TO	BS	PTS	AVG
2002-03	8	0	38	1	6	.167	4	4	1.000	3	3	6	0	6	0	0	2	1	6	0.8

3 PT. FG: 2002-03, 0-1 (.000)

SMAWLEY, BELUS VAN

Appalachian State — HT: 6-1 — WT: 195
Birthdate: March 20, 1918 — Drafted: N/A

	G	GS	MIN	FG	FGA	PCT	FT	FTA	PCT	OFF	DEF	TOT	A	PF	D	ST	TO	BS	PTS	AVG
1950-51	60	—	—	252	663	.380	227	267	.850	—	—	178	161	145	4	—	—	—	731	12.2

SMITH, DEREK

Louisville — #18 — HT: 6-7 — WT:220
Birthdate: Nov. 1, 1961 — Drafted: 1982, 2nd round (35th overall) by Golden St.

	G	GS	MIN	FG	FGA	PCT	FT	FTA	PCT	OFF	DEF	TOT	A	PF	D	ST	TO	BS	PTS	AVG
1988-89	35	18	695	105	220	.477	65	93	.699	31	55	86	68	100	3	24	44	15	279	7.8
1989-90	75	7	1405	261	514	.508	130	186	.699	62	110	172	109	198	2	35	85	20	668	8.9
TOTALS	**111**	**25**	**2100**	**366**	**734**	**.499**	**195**	**279**	**.699**	**93**	**165**	**258**	**177**	**298**	**5**	**59**	**129**	**35**	**947**	**8.5**

3-PT. FG: 1988-89, 4-16 (.250); 1989-90, 16-36 (.444); TOTALS, 20-52 (.385)

PLAYOFFS

	G	GS	MIN	FG	FGA	PCT	FT	FTA	PCT	OFF	DEF	TOT	A	PF	D	ST	TO	BS	PTS	AVG
1988-89	3	—	48	9	14	.643	1	2	.500	2	5	7	3	9	0	1	6	0	19	6.3
1989-90	1	—	15	5	8	.625	1	2	.500	0	0	0	1	3	0	1	1	0	11	11.0
TOTALS	**4**	**—**	**63**	**14**	**22**	**.636**	**2**	**4**	**.500**	**2**	**5**	**7**	**4**	**12**	**0**	**2**	**7**	**0**	**30**	**7.5**

3-PT. FG: 1989-90, 0-1 (.000)

SMITH, DON

Dayton — #10 — HT: 6-2 — WT: 165
Birthdate: Oct. 10, 1951 — Drafted: 1974, 2nd round (19th overall) by 76ers

	G	GS	MIN	FG	FGA	PCT	FT	FTA	PCT	OFF	DEF	TOT	A	PF	D	ST	TO	BS	PTS	AVG
1974-75	54	0	538	131	321	.408	21	21	1.000	14	16	30	47	45	0	20	—	3	283	5.2

SMITH, JABARI

LSU — #41 — HT: 6-11 — WT: 250
Birthdate: Feb. 12, 1977 — Drafted: 2000, 2nd round (45th overall) by Sacramento

	G	GS	MIN	FG	FGA	PCT	FT	FTA	PCT	OFF	DEF	TOT	A	PF	D	ST	TO	BS	PTS	AVG
2001-02	11	0	110	20	42	.476	15	20	.750	6	8	14	5	19	1	4	3	2	55	5.0

3-PT. FG: 2001-02, 0-2 (.000)

SMITH, JASON

Colorado State — #14 — HT: 7-0 — WT: 240
Birthdate: Mar. 2, 1986 — Drafted: 2007, 1st round (20th overall) by Miami

	G	GS	MIN	FG	FGA	PCT	FT	FTA	PCT	OFF	DEF	TOT	A	PF	D	ST	TO	BS	PTS	AVG
2007-08	76	1	1107	141	310	.455	54	82	.659	77	153	230	20	142	1	22	48	50	340	4.5
2008-09	INACTIVE LIST - LEFT KNEE INJURY																			
2009-10	56	2	658	75	174	.431	29	42	.690	54	81	135	33	110	1	21	35	28	189	3.4
TOTALS	**132**	**3**	**1764**	**216**	**484**	**.446**	**83**	**124**	**.669**	**131**	**234**	**365**	**53**	**252**	**2**	**43**	**83**	**78**	**529**	**4,9**

3-PT. FG: 2007-08, 4-14 (.286); 2009-10, 10-29 (.345); TOTALS, 14-43 (.326)

JASON SMITH PLAYOFFS

	G	GS	MIN	FG	FGA	PCT	FT	FTA	PCT	OFF	DEF	TOT	A	PF	D	ST	TO	BS	PTS	AVG
2007-08	6	0	82	8	18	.444	4	4	1.000	4	11	15	3	5	0	1	2	5	20	3.3

3-PT. FG: 2007-08, 0-1 (.000)

SMITH, JOE

Maryland — #9 — HT: 6-10 — WT: 225
Birthdate: July 26, 1975 — Drafted: 1995, 1st round (1st overall) by Golden State

	G	GS	MIN	FG	FGA	PCT	FT	FTA	PCT	OFF	DEF	TOT	A	PF	D	ST	TO	BS	PTS	AVG
1997-98	30	6	699	121	270	.448	67	85	.788	58	75	133	27	94	0	18	52	13	309	10.3
2006-07	54	11	1355	191	429	.445	115	136	.846	107	253	360	46	125	1	31	63	20	497	9.2
TOTALS	**84**	**17**	**2065**	**312**	**699**	**.446**	**182**	**221**	**.824**	**165**	**328**	**493**	**73**	**219**	**1**	**49**	**115**	**33**	**806**	**9.6**

3-PT. FG: 1997-98, 0-1 (.000); 2006-07, 0-4 (.000); TOTALS, 0-5 (.000)

SMITH, STEVEN

La Salle — #30 — HT: 6-9 — WT: 206
Birthdate: April 12, 1983 — Drafted: Undrafted

	G	GS	MIN	FG	FGA	PCT	FT	FTA	PCT	OFF	DEF	TOT	A	PF	D	ST	TO	BS	PTS	AVG
2006-07	8	0	28	2	8	.250	1	2	.500	1	5	6	0	4	0	1	2	0	5	0.6

3-PT FG: 2006-07, 0-0 (---).

SNOW, ERIC

Michigan State — #20 — HT: 6-3 — WT: 204
Birthdate: April 24, 1973 — Drafted: 1995, 2nd round (43rd overall) by Milwaukee

	G	GS	MIN	FG	FGA	PCT	FT	FTA	PCT	OFF	DEF	TOT	A	PF	D	ST	TO	BS	PTS	AVG
1997-98	47	0	844	69	161	.429	44	61	.721	19	58	77	164	99	0	60	51	4	184	3.9
1998-99	48	48	1716	149	348	.428	110	150	.733	25	137	162	301	149	2	100	111	1	413	8.6
1999-00	82	80	2866	257	597	.430	126	177	.712	42	219	261	624	243	2	140	162	8	651	7.9
2000-01	50	50	1740	182	435	.418	122	154	.792	27	139	166	369	123	1	77	124	7	491	9.8
2001-02	61	61	2225	276	624	.442	183	227	.806	33	182	215	400	167	1	95	138	9	738	12.1
2002-03	82	82	3108	361	799	.452	325	379	.858	71	230	301	544	235	2	133	194	11	1054	12.9
2003-04	82	82	2966	295	715	.413	252	316	.797	62	219	281	563	213	1	97	187	6	844	10.3
TOTALS	**452**	**403**	**15465**	**1589**	**3679**	**.432**	**1162**	**1464**	**.794**	**279**	**1184**	**1463**	**2965**	**1229**	**9**	**702**	**967**	**46**	**4375**	**9.7**

3 PT. FG: 1997-98, 2-17 (.118); 1998-99, 5-21 (.238); 1999-00, 11-45 (.244); 2000-01, 5-19 (.263); 2001-02, 3-27 (.111); 2002-03, 7-32 (.219); 2003-04, 2-18 (.111); TOTALS, 35-179 (.196)

PLAYOFFS

	G	GS	MIN	FG	FGA	PCT	FT	FTA	PCT	OFF	DEF	TOT	A	PF	D	ST	TO	BS	PTS	AVG
1998-99	8	8	306	37	88	.143	22	27	.815	3	30	33	57	26	0	8	25	1	99	12.4
1999-00	5	4	138	15	31	.484	4	4	1.000	0	10	10	35	14	0	4	7	1	37	7.4
2000-01	23	9	717	87	210	.414	40	55	.727	26	60	86	104	63	0	27	45	2	214	9.3
2001-02	5	5	171	18	56	.321	17	22	.773	3	19	22	27	13	0	6	15	0	54	10.8
2002-03	12	12	415	43	102	.422	51	58	.879	9	31	40	67	47	1	18	30	0	138	11.5
TOTALS	**53**	**38**	**1747**	**200**	**487**	**.411**	**134**	**166**	**.807**	**41**	**150**	**191**	**290**	**163**	**1**	**63**	**122**	**4**	**542**	**10.2**

3 PT. FG: 1998-99, 3-13 (.231); 1999-00, 3-4 (.750); 2000-01, 0-7 (.000); 2001-02, 1-6 (.167); 2002-03, 1-10 (.100); TOTALS, 8-40 (.200)

SONGAILA, DARIUS

Wake Forest — #25 — HT: 6-9 — WT: 248
Birthdate: Feb. 14, 1978 — Drafted: 2002, 2nd round (50th overall) by Boston

	G	GS	MIN	FG	FGA	PCT	FT	FTA	PCT	OFF	DEF	TOT	A	PF	D	ST	TO	BS	PTS	AVG
2010-11	10	0	71	7	15	.467	2	4	.500	2	8	10	2	16	0	0	4	0	16	1.6

PLAYOFFS

	G	GS	MIN	FG	FGA	PCT	FT	FTA	PCT	OFF	DEF	TOT	A	PF	D	ST	TO	BS	PTS	AVG
2010-11	INACTIVE - COACH'S DECISION																			

SORENSON, DAVE

Ohio State — #35 — HT: 6-8 — WT: 225
Birthdate: July 8, 1948 — Drafted: 1970, 2nd round (26th overall) by Cleveland

	G	GS	MIN	FG	FGA	PCT	FT	FTA	PCT	OFF	DEF	TOT	A	PF	D	ST	TO	BS	PTS	AVG
1972-73	48	0	626	113	248	.456	59	79	.747	—	—	173	31	91	0	—	—	—	285	5.9

SPANARKEL, JIM

Duke — #34 — HT: 6-5 — WT: 190
Birthdate: June 28, 1957 — Drafted: 1979, 1st round (16th overall) by 76ers

	G	GS	MIN	FG	FGA	PCT	FT	FTA	PCT	OFF	DEF	TOT	A	PF	D	ST	TO	BS	PTS	AVG
1979-80	40	0	442	72	153	.471	54	65	.831	27	27	54	51	58	0	12	57	6	198	5.0

3-PT. FG :1979-80, 0-2 (.000)

PLAYOFFS	G	GS	MIN	FG	FGA	PCT	FT	FTA	PCT	OFF	DEF	TOT	A	PF	D	ST	TO	BS	PTS	AVG
1979-80	5	—	8	0	2	.000	2	2	1.000	0	1	1	1	1	0	0	0	0	2	0.4

SPEIGHTS, MARREESE

Florida — #16 — HT: 6-10 — WT: 245
Birthdate: August 4, 1987 — Drafted: 2008, 1st round (16th overall) by 76ers

	G	GS	MIN	FG	FGA	PCT	FT	FTA	PCT	OFF	DEF	TOT	A	PF	D	ST	TO	BS	PTS	AVG
2008-09	79	2	1263	252	502	.502	102	132	.773	123	170	293	30	181	0	27	46	56	608	7.7
2009-10	62	1	1015	212	444	.477	108	145	.745	85	167	252	36	152	2	29	51	34	532	8.6
2010-11	64	1	734	144	291	.495	55	73	.753	64	146	210	30	120	0	8	40	19	344	5.4
TOTALS	**205**	**4**	**3012**	**608**	**1237**	**.492**	**265**	**350**	**.757**	**272**	**483**	**755**	**96**	**453**	**2**	**64**	**137**	**109**	**1484**	**7.2**

3-PT. FG : 2008-09, 2-8 (.250); 2008-09, 0-5 (.000); 1-4 (.250); TOTALS, 3-17 (.176)

MARREESE SPEIGHTS PLAYOFFS

	G	GS	MIN	FG	FGA	PCT	FT	FTA	PCT	OFF	DEF	TOT	A	PF	D	ST	TO	BS	PTS	AVG
2008-09	3	0	29	3	7	.429	3	4	.750	3	3	6	0	5	0	0	0	0	9	3.0
2010-11	2	0	21	2	12	.167	0	0	---	1	5	6	1	4	0	0	0	1	4	2.0
TOTALS	**5**	**0**	**50**	**5**	**19**	**.263**	**3**	**4**	**.750**	**4**	**8**	**12**	**1**	**9**	**0**	**0**	**0**	**1**	**13**	**2.6**

STACKHOUSE, JERRY

North Carolina — #42 — HT: 6-6 — WT: 218
Birthdate: Nov. 5, 1974 — Drafted: 1995, 1st round (3rd overall) by 76ers

	G	GS	MIN	FG	FGA	PCT	FT	FTA	PCT	OFF	DEF	TOT	A	PF	D	ST	TO	BS	PTS	AVG
1995-96	72	71	2701	452	1091	.414	387	518	.747	90	175	265	278	179	0	76	252	79	1384	19.2
1996-97	81	81	3166	533	1308	.407	511	667	.766	156	182	338	253	219	2	93	316	63	1679	20.7
1997-98	22	22	748	128	283	.452	81	101	.802	28	48	76	67	56	1	31	74	21	353	16.0
TOTALS	**175**	**174**	**6615**	**1113**	**2682**	**.415**	**979**	**1286**	**.761**	**274**	**405**	**679**	**598**	**454**	**3**	**200**	**642**	**163**	**3416**	**19.5**

3-PT. FG: 1995-96, 93-292 (.318); 1996-97, 102-342 (.298); 1997-98, 16-46 (.348); TOTALS, 211-680 (.310)

STEWART, KEBU

California — #41 — HT: 6-10 — WT: 230
Birthdate: Apr. 24, 1975 — Drafted: 1997, 2nd round (36th overall) by 76ers

	G	GS	MIN	FG	FGA	PCT	FT	FTA	PCT	OFF	DEF	TOT	A	PF	D	ST	TO	BS	PTS	AVG
1997-98	15	0	110	12	26	.462	16	25	.640	9	22	31	2	13	0	5	8	2	40	2.7

STOKES, GREG

Iowa — #41 — HT: 6-10 — WT: 220
Birthdate: Aug. 5, 1963 — Drafted: 1985, 2nd round (33rd overall) by 76ers

	G	GS	MIN	FG	FGA	PCT	FT	FTA	PCT	OFF	DEF	TOT	A	PF	D	ST	TO	BS	PTS	AVG
1985-86	31	13	350	56	119	.471	14	21	.667	27	30	57	17	56	0	14	19	11	126	4.1

3-PT. FG: 1985-86, 0-1 (.000)

PLAYOFFS

	G	GS	MIN	FG	FGA	PCT	FT	FTA	PCT	OFF	DEF	TOT	A	PF	D	ST	TO	BS	PTS	AVG
1985-86	7	—	90	8	28	.286	11	13	.846	6	7	13	4	12	0	2	4	6	27	3.9

SUTTON, GREG

Oral Roberts — #20 — HT: 6-2 — WT: 170
Birthdate: Dec. 3, 1967 — Drafted: 1991, 2nd round (49th overall) by San Antonio

	G	GS	MIN	FG	FGA	PCT	FT	FTA	PCT	OFF	DEF	TOT	A	PF	D	ST	TO	BS	PTS	AVG
1995-96	30	2	465	65	167	.389	20	27	.741	4	31	35	63	56	0	17	45	2	190	6.3

3-PT. FG: 1995-96, 40-96 (.417)

THOMAS, ADONIS

Memphis — #7 — HT: 6-7 — WT: 200
Birthdate: Mar. 25, 1993 — Drafted: N/A

	G	GS	MIN	FG	FGA	PCT	FT	FTA	PCT	OFF	DEF	TOT	A	PF	D	ST	TO	BS	PTS	AVG
2013-14	2	1	13	3	5	.600	0	0	--	0	0	0	1	3	0	0	1	0	7	3.5

3-PT. FG: 2013-14, 1-2 (.500)

THOMAS, JAMES

Texas — #30 — HT: 6-8 — WT: 245
Birthdate: Nov. 22, 1980 — Drafted: Undrafted

	G	GS	MIN	FG	FGA	PCT	FT	FTA	PCT	OFF	DEF	TOT	A	PF	D	ST	TO	BS	PTS	AVG
2005-06	15	0	124	7	13	.538	8	14	.571	8	23	31	1	32	0	0	7	3	22	1.5

THOMAS, KENNY

New Mexico — #9 — HT: 6-7 — WT: 245
Birthdate: July 25, 1977 — Drafted: 1999, 1st round (22nd overall) by Houston

	G	GS	MIN	FG	FGA	PCT	FT	FTA	PCT	OFF	DEF	TOT	A	PF	D	ST	TO	BS	PTS	AVG
2002-03	46	28	1392	178	369	.482	114	152	.750	140	252	392	73	120	2	46	76	22	470	10.2
2003-04	74	72	2699	381	813	.469	243	323	.752	261	489	750	111	219	2	82	172	33	1006	13.6
2004-05	47	43	1344	217	476	.456	95	119	.798	106	202	308	77	151	3	40	83	6	530	11.3
TOTALS	**120**	**100**	**4091**	**559**	**1182**	**.473**	**357**	**475**	**.752**	**401**	**741**	**1142**	**184**	**339**	**4**	**128**	**248**	**55**	**1476**	**12.3**

3-PT FG: 2003-04, 1-5 (.200); 2004-05, 1-4 (.520); TOTALS, 2-9 (.222)

PLAYOFFS

	G	GS	MIN	FG	FGA	PCT	FT	FTA	PCT	OFF	DEF	TOT	A	PF	D	ST	TO	BS	PTS	AVG
2002-03	12	12	389	54	101	.535	19	29	.655	42	70	112	11	42	1	8	19	5	127	10.6

THOMAS, TIM

Villanova — #1 — HT: 6-10 — WT: 230
Birthdate: Feb. 26, 1977 — Drafted: 1997, 1st round (7th overall) by New Jersey

	G	GS	MIN	FG	FGA	PCT	FT	FTA	PCT	OFF	DEF	TOT	A	PF	D	ST	TO	BS	PTS	AVG
1997-98	77	48	1779	306	684	.447	171	231	.740	107	181	288	90	185	2	54	118	17	845	11.0
1998-99	17	0	188	27	67	.403	19	24	.792	7	26	33	15	21	0	3	15	3	78	4.6
TOTALS	**94**	**48**	**1967**	**333**	**751**	**.443**	**190**	**255**	**.751**	**114**	**207**	**321**	**105**	**206**	**2**	**57**	**133**	**20**	**923**	**9.8**

3-PT. FG: 1997-98, 47-140 (.336); 1998-99, 5-19 (.263); TOTALS, 52- 159 (.327)

THOMPSON, HOLLIS

Georgetown — #31 — HT: 6-8 — WT: 206
Birthdate: Apr. 3, 1991 — Drafted: N/A

	G	GS	MIN	FG	FGA	PCT	FT	FTA	PCT	OFF	DEF	TOT	A	PF	D	ST	TO	BS	PTS	AVG
2013-14	77	41	1742	171	372	.460	52	73	.712	73	174	247	73	144	0	53	60	12	461	6.0

3-PT. FG: 2013-14, 67-167 (.401)

THOMPSON, LA SALLE

Texas — #41 — HT: 6-10 — WT: 260
Birthdate: June 23, 1961 — Drafted: 1982, 1st round (5th overall) by Kansas City

	G	GS	MIN	FG	FGA	PCT	FT	FTA	PCT	OFF	DEF	TOT	A	PF	D	ST	TO	BS	PTS	AVG
1995-96	44	11	773	33	83	.398	19	24	.792	62	137	199	26	125	5	19	37	20	85	1.9

THOMPSON, PAUL

Tulane — #33 — HT: 6-6 — WT: 210
Birthdate: May 25, 1961 — Drafted: 1983, 3rd round (50th overall) by Clevland

	G	GS	MIN	FG	FGA	PCT	FT	FTA	PCT	OFF	DEF	TOT	A	PF	D	ST	TO	BS	PTS	AVG
1985-86	23	8	432	70	194	.361	37	43	.860	27	36	63	24	49	1	15	30	17	179	7.8

THORNTON, BOB

California (Irvine) — #23 — HT: 6-10 — WT: 225
Birthdate: July 10, 1962 — Drafted: 1984, 4th round (87th overall) by New York

	G	GS	MIN	FG	FGA	PCT	FT	FTA	PCT	OFF	DEF	TOT	A	PF	D	ST	TO	BS	PTS	AVG
1987-88	41	2	508	59	111	.532	29	47	.617	41	58	99	11	80	1	9	27	3	147	3.6
1988-89	54	0	449	47	111	.423	32	60	.533	36	56	92	15	87	0	8	23	7	127	2.4
1989-90	56	0	592	48	112	.429	26	51	.510	45	88	133	17	105	1	20	35	12	123	2.2
TOTALS	**151**	**2**	**1549**	**154**	**334**	**.461**	**87**	**158**	**.551**	**122**	**202**	**324**	**43**	**272**	**2**	**37**	**85**	**22**	**397**	**2.6**

3-PT. FG: 1987-88, 0-2 (.000); 1988-89, 1-3 (.333); 1989-90, 1-3 (.333); TOTALS, 2-8 (.250)

PLAYOFFS

	G	GS	MIN	FG	FGA	PCT	FT	FTA	PCT	OFF	DEF	TOT	A	PF	D	ST	TO	BS	PTS	AVG
1989-90	9	—	89	7	18	.389	5	10	.500	11	4	15	4	22	0	2	2	1	19	2.1

THREATT, SEDALE

West Virginia Tech — #3 — HT: 6-2 — WT: 185
Birthdate: Sept. 10, 1961 — Drafted: 1983, 6th round (139th overall) by 76ers

	G	GS	MIN	FG	FGA	PCT	FT	FTA	PCT	OFF	DEF	TOT	A	PF	D	ST	TO	BS	PTS	AVG
1983-84	45	0	464	62	148	.419	23	28	.821	17	23	40	41	65	1	13	33	2	148	3.3
1984-85	82	0	1304	188	416	.452	66	90	.733	21	78	99	175	171	2	80	99	16	446	5.4
1985-86	70	27	1754	310	684	.453	75	90	.833	21	100	121	193	157	1	93	102	5	696	9.9
1986-87	28	8	668	108	261	.414	42	53	.792	18	39	57	82	76	0	32	47	4	265	9.5
TOTALS	**225**	**35**	**4190**	**668**	**1509**	**.443**	**206**	**261**	**.789**	**17**	**240**	**317**	**491**	**469**	**4**	**218**	**281**	**27**	**1555**	**6.9**

3-PT. FG: 1983-84, 1-8 (.125); 1984-8,5 4-22 (.182); 1985-86, 1-24 (.042); 1986-87, 7-16 (.438); TOTALS, 13-70 (.186)

PLAYOFFS

	G	GS	MIN	FG	FGA	PCT	FT	FTA	PCT	OFF	DEF	TOT	A	PF	D	ST	TO	BS	PTS	AVG
1983-84	3	—	6	1	3	.333	0	0	.000	1	1	2	1	0	0	1	2	0	2	0.7
1984-85	4	—	28	2	7	.286	0	0	.000	1	0	1	5	2	0	1	3	0	4	1.0
1985-86	12	—	312	67	143	.469	26	33	.788	6	19	25	42	35	0	23	15	2	160	13.3
TOTALS	**19**	**—**	**346**	**70**	**153**	**.456**	**26**	**33**	**.788**	**8**	**20**	**28**	**48**	**37**	**0**	**25**	**20**	**2**	**166**	**8.7**

3-PT. FG: 1983-84, 0-2 (.000); 1984-85, 0-2 (.000); TOTALS 0-4, (.000)

TONEY, ANDREW

Southwest Louisiana — #22 — HT: 6-3 — WT: 185
Birthdate: Nov. 23, 1957 — Drafted: 1980, 1st round (8th overall) by 76ers

	G	GS	MIN	FG	FGA	PCT	FT	FTA	PCT	OFF	DEF	TOT	A	PF	D	ST	TO	BS	PTS	AVG
1980-81	75	57	1768	399	806	.495	161	226	.712	32	111	143	273	234	5	59	219	10	968	12.9
1981-82	77	1	1909	511	979	.522	227	306	.742	43	91	134	283	269	5	64	214	17	1274	16.5
1982-83	81	81	2474	626	1250	.501	324	411	.788	42	183	225	365	255	0	80	271	17	1598	19.7
1983-84	78	72	2556	593	1125	.527	390	465	.839	57	136	193	373	251	1	70	297	23	1588	20.4
1984-85	70	65	2237	450	914	.492	306	355	.862	35	142	177	363	211	1	65	224	24	1245	17.8
1985-86	6	0	84	11	36	.306	3	8	.375	2	3	5	12	8	0	2	7	0	25	4.2
1986-87	52	12	1058	197	437	.451	133	167	.796	16	69	85	188	78	0	18	112	8	549	10.6
1987-88	29	15	522	72	171	.421	58	72	.806	8	39	47	108	35	0	11	50	6	211	7.3
TOTALS	**468**	**303**	**12608**	**2859**	**5718**	**.500**	**1602**	**2010**	**.797**	**235**	**774**	**1009**	**1965**	**1341**	**12**	**369**	**1394**	**105**	**7458**	**15.9**

3-PT. FG: 1980-81, 9-29 (.310); 1981-82, 25-59 (.424); 1982-83, 22-76 (.289); 1983-84, 12-38 (.316); 1984-85, 39-105 (.371); 1985-86, 0-2 (.000); 1986-87, 22-67 (.328); 1987-88, 9-27 (.333); TOTALS 138-403, (.342)

ANDREW TONEY PLAYOFFS

	G	GS	MIN	FG	FGA	PCT	FT	FTA	PCT	OFF	DEF	TOT	A	PF	D	ST	TO	BS	PTS	AVG
1980-81	16	—	356	77	180	.428	66	81	.815	10	27	37	54	50	0	11	54	7	221	13.8
1981-82	21	—	707	185	365	.507	82	103	.796	20	31	51	102	86	1	18	67	2	457	21.8
1982-83	12	—	357	87	185	.470	52	69	.754	11	17	28	55	43	1	11	45	1	226	18.8
1983-84	5	—	180	40	77	.519	23	30	.767	5	6	11	19	24	0	4	25	1	103	20.6
1984-85	13	—	442	83	174	.477	47	61	.770	8	24	32	66	46	0	12	50	5	219	16.8
1986-87	5	—	104	13	34	.382	2	2	1.000	2	7	9	27	16	1	2	16	2	28	5.6
TOTALS	**72**	**—**	**2146**	**485**	**1015**	**.478**	**272**	**346**	**.786**	**56**	**112**	**168**	**323**	**265**	**3**	**58**	**257**	**18**	**1254**	**17.4**

3-PT. FG: 1980-81, 1-9 (.111); 1981-82, 5-15 (.333); 1982-83, 0-5 (.000); 1983-84, 0-5 (.000); 1984-85, 6-14 (.429); 1986-87, 0-3 (.000); TOTALS 12-51, (.235)

ALL-STAR GAME

	G	GS	MIN	FG	FGA	PCT	FT	FTA	PCT	OFF	DEF	TOT	A	PF	D	ST	TO	BS	PTS	AVG
1983	1	0	18	4	5	.800	0	0	---	0	1	1	7	3	0	2	—	0	8	—
1984	1	0	22	6	11	.545	1	1	1.000	0	0	0	3	0	0	2	—	0	13	—
TOTALS	**2**	**0**	**40**	**10**	**16**	**.625**	**1**	**1**	**1.000**	**0**	**1**	**1**	**10**	**3**	**0**	**4**	**—**	**0**	**21**	**10.5**

TOONE, BERNARD

Marquette — #3 — HT: 6-9 — WT: 210
Birthdate: July 14, 1956 — Drafted: 1979, 2nd round (37th overall) by 76ers

	G	GS	MIN	FG	FGA	PCT	FT	FTA	PCT	OFF	DEF	TOT	A	PF	D	ST	TO	BS	PTS	AVG
1979-80	23	0	124	23	64	.359	8	10	.800	12	22	34	12	20	0	4	16	5	55	2.4

3-PT. FG: 1979-80, 1-7, (.143)

PLAYOFFS

	G	GS	MIN	FG	FGA	PCT	FT	FTA	PCT	OFF	DEF	TOT	A	PF	D	ST	TO	BS	PTS	AVG
1979-80	4	—	6	0	4	.000	0	0	---	0	1	1	1	1	0	0	0	0	0	0.0

3-PT. FG: 1979-80, 0-1, (.000)

TRAPP, JOHN Q.

Nevada Southern | #31 | HT: 6-7 | WT: 215
Birthdate: Oct. 2, 1945
Drafted: 1968, 2nd round (15th overall) by San Diego

	G	GS	MIN	FG	FGA	PCT	FT	FTA	PCT	OFF	DEF	TOT	A	PF	D	ST	TO	BS	PTS	AVG
1972-73	39	11	854	168	408	.412	83	112	.741	—	—	186	47	140	4	—	—	—	419	10.7

TSCHOGL, JOHN

California Santa Barbara | #26 | HT: 6-6 | WT: 210
Birthdate: Apr. 25, 1950
Drafted: 1972, 4th round (60th overall) by Golden St.

	G	GS	MIN	FG	FGA	PCT	FT	FTA	PCT	OFF	DEF	TOT	A	PF	D	ST	TO	BS	PTS	AVG
1974-75	39	14	623	53	148	.358	13	22	.591	—	—	52	59	111	2	25	—	25	119	3.1

TUCKER, JIM

Duquesne | HT: 6-7 | WT: 185
Birthdate: Dec. 11, 1932
Drafted: N/A

	G	GS	MIN	FG	FGA	PCT	FT	FTA	PCT	OFF	DEF	TOT	A	PF	D	ST	TO	BS	PTS	AVG
1954-55	20	—	287	39	116	.336	27	38	.711	—	—	97	12	50	0	—	—	—	105	5.3
1955-56	70	—	895	101	290	.348	66	83	.795	—	—	232	38	166	2	—	—	—	268	3.8
1956-57	9	—	110	17	44	.386	0	1	.000	—	—	20	2	26	0	—	—	—	34	3.8
TOTALS	**99**	**—**	**1292**	**157**	**450**	**.349**	**93**	**122**	**.762**	**—**	**—**	**349**	**52**	**242**	**2**	**—**	**—**	**—**	**407**	**4.1**

PLAYOFFS

	G	GS	MIN	FG	FGA	PCT	FT	FTA	PCT	OFF	DEF	TOT	A	PF	D	ST	TO	BS	PTS	AVG
1954-55	9	—	59	8	27	.296	8	9	.889	—	—	15	1	13	0	—	—	—	24	2.7
1955-56	6	—	72	13	34	.382	6	8	.750	—	—	25	2	15	0	—	—	—	32	5.3
TOTALS	**15**	**—**	**131**	**21**	**61**	**.344**	**14**	**17**	**.824**	**—**	**—**	**40**	**3**	**28**	**0**	**—**	**—**	**—**	**56**	**3.7**

TURNER, ANDRE

Memphis State | #4 | HT: 5-11 | WT: 160
Birthdate: Dec. 13, 1964
Drafted: 1986, 3rd round (69th overall) by LA Lakers

	G	GS	MIN	FG	FGA	PCT	FT	FTA	PCT	OFF	DEF	TOT	A	PF	D	ST	TO	BS	PTS	AVG
1990-91	70	1	1407	168	383	.439	64	87	.736	36	116	152	311	124	0	63	95	0	412	5.9

3-PT FG: 1990-91, 12-22 (.364)

PLAYOFFS

	G	GS	MIN	FG	FGA	PCT	FT	FTA	PCT	OFF	DEF	TOT	A	PF	D	ST	TO	BS	PTS	AVG
1990-91	8	—	189	21	48	.438	13	16	.813	2	11	13	35	12	0	11	8	0	58	7.3

3-PT FG: 1990-91, 3-9 (.333)

TURNER, EVAN

Ohio State | #12 | HT: 6-7 | WT: 220
Birthdate: Oct. 27, 1988
Drafted: 2010, 1st round (2nd overall) by 76ers

	G	GS	MIN	FG	FGA	PCT	FT	FTA	PCT	OFF	DEF	TOT	A	PF	D	ST	TO	BS	PTS	AVG
2010-11	78	14	1797	225	529	.425	101	125	.808	42	264	306	159	138	0	49	80	14	565	7.2
2011-12	65	20	1713	263	590	.446	73	108	.676	27	349	376	180	117	1	40	10	20	610	9.4
2012-13	82	82	2892	441	1053	.419	154	208	.740	56	461	517	354	197	1	71	187	17	1094	13.3
2013-14	54	54	1886	356	831	.428	189	228	.829	50	272	322	198	147	3	56	155	5	939	17.4
TOTALS	**279**	**170**	**8288**	**1285**	**3003**	**.428**	**517**	**669**	**.773**	**175**	**1346**	**1521**	**891**	**599**	**5**	**216**	**527**	**56**	**3208**	**11.5**

3-PT FG: 2010-11, 14-44 (.318); 2011-12, 11-49 (.224); 2012-13, 58-159 (.365); 2013-14, 38-132 (.288); TOTALS, 121-384 (.315)

PLAYOFFS

	G	GS	MIN	FG	FGA	PCT	FT	FTA	PCT	OFF	DEF	TOT	A	PF	D	ST	TO	BS	PTS	AVG
2010-11	5	0	97	17	38	.447	2	2	1.000	4	19	23	4	9	0	3	0	1	40	8.0
2011-12	13	12	449	56	154	.364	33	48	.688	14	84	98	32	36	0	12	30	6	145	11.2
TOTALS	**18**	**12**	**546**	**73**	**192**	**.380**	**35**	**50**	**.700**	**18**	**103**	**121**	**36**	**45**	**0**	**15**	**30**	**7**	**185**	**10.3**

3-PT FG: 2010-11, 4-5 (.800); 2011-12, 0-6 (.000); TOTALS, 4-11 (.364)

TYLER, B.J. (BRANDON JOE)

Texas | #1 | HT: 6-1 | WT: 185
Birthdate: April 30, 1971
Drafted: 1994, 1st round (20th overall) by 76ers

	G	GS	MIN	FG	FGA	PCT	FT	FTA	PCT	OFF	DEF	TOT	A	PF	D	ST	TO	BS	PTS	AVG
1994-95	55	8	809	72	189	.381	35	51	.700	13	49	62	174	58	0	36	97	2	195	3.5

VAN ARSDALE, TOM

Indiana | #5 | HT: 6-5 | WT: 215
Birthdate: Feb. 22, 1943
Drafted: 1965, 3rd round (15th overall) by Detroit

	G	GS	MIN	FG	FGA	PCT	FT	FTA	PCT	OFF	DEF	TOT	A	PF	D	ST	TO	BS	PTS	AVG
1972-73	30	30	1029	195	496	.393	140	168	.833	—	—	185	62	101	1	—	—	—	530	17.7
1973-74	78	77	3041	614	1433	.428	298	350	.851	88	305	393	202	300	6	62	—	3	1526	19.6
1974-75	9	6	273	49	116	.422	28	41	.683	7	22	29	16	26	0	13	—	0	126	14.0
TOTALS	**117**	**113**	**4343**	**858**	**2045**	**.420**	**466**	**559**	**.834**	**95**	**327**	**607**	**280**	**427**	**7**	**75**	**—**	**3**	**2182**	**18.6**

VAN HORN, KEITH

Utah | #4 | HT: 6-10 | WT: 255
Birthdate: Oct. 23, 1975
Drafted: 1997, 1st round (2nd overall) by New Jersey

	G	GS	MIN	FG	FGA	PCT	FT	FTA	PCT	OFF	DEF	TOT	A	PF	D	ST	TO	BS	PTS	AVG
2002-03	74	73	2337	459	952	.482	193	240	.804	159	365	524	93	251	7	63	150	30	1176	15.9

3-PT. FG: 2002-03, 65-176 (.369).

PLAYOFFS

	G	GS	MIN	FG	FGA	PCT	FT	FTA	PCT	OFF	DEF	TOT	A	PF	D	ST	TO	BS	PTS	AVG
2002-03	12	12	402	42	110	.382	27	30	.900	24	66	90	9	41	1	10	26	2	125	10.4

3-PT. FG: 2002-03, 14-32 (.438).

VARNADO, JARVIS

Mississippi State | #40 | HT: 6-9 | WT: 230
Birthdate: Mar. 1, 1988
Drafted: 2010, 2nd round (41st overall) by Miami

	G	GS	MIN	FG	FGA	PCT	FT	FTA	PCT	OFF	DEF	TOT	A	PF	D	ST	TO	BS	PTS	AVG
2013-14	23	0	337	36	60	.600	27	52	.519	19	44	63	13	61	0	10	10	29	99	4.3

VINCENT, JAY

Michigan State | #31 | HT: 6-8 | WT: 220
Birthdate: June 10, 1959
Drafted: 1981, 2nd round (24th overall) by Dallas

	G	GS	MIN	FG	FGA	PCT	FT	FTA	PCT	OFF	DEF	TOT	A	PF	D	ST	TO	BS	PTS	AVG
1989-90	17	5	259	45	105	.429	33	37	.892	13	23	36	8	23	0	10	14	2	124	7.3

3-PT. FG: 1989-90 1-1 (1.000)

VRANES, DANNY

Utah | #20 | HT: 6-8 | WT: 220
Birthdate: Oct. 29, 1958
Drafted: 1981, 1st round (5th overall) by Seattle

	G	GS	MIN	FG	FGA	PCT	FT	FTA	PCT	OFF	DEF	TOT	A	PF	D	ST	TO	BS	PTS	AVG
1986-87	58	6	817	59	138	.428	21	45	.467	51	95	146	30	127	0	35	26	25	140	2.4
1987-88	57	5	772	53	121	.438	15	35	.429	45	72	117	36	100	0	27	25	33	121	2.1
TOTALS	**115**	**11**	**1589**	**112**	**259**	**.432**	**36**	**80**	**.450**	**96**	**167**	**263**	**66**	**227**	**0**	**62**	**51**	**58**	**261**	**2.3**

3-PT. FG: 1986-87, 1-5 (.200); 1987-88, 0-3 (.000); TOTALS 1-8 (.125)

PLAYOFFS

	G	MIN	FG	FGA	PCT	FT	FTA	PCT	OFF	DEF	TOT	A	PF	D	ST	TO	BS	PTS	AVG
1986-87	2	3	0	0	—	0	0	—	0	3	3	0	1	0	0	0	0	0	0.0

VUCEVIC, NIK

USC | #8 | HT: 7-0 | WT: 240
Birthdate: Oct. 24, 1990
Drafted: 2011, 1st round (16th overall) by Philadelphia

	G	GS	MIN	FG	FGA	PCT	FT	FTA	PCT	OFF	DEF	TOT	A	PF	D	ST	TO	BS	PTS	AVG
2011-12	51	15	812	131	291	.450	18	34	.529	88	158	246	31	111	0	20	33	34	283	5.5

3-PT. FG: 2011-12, 3-8 (.375)

PLAYOFFS

	G	GS	MIN	FG	FGA	PCT	FT	FTA	PCT	OFF	DEF	TOT	A	PF	D	ST	TO	BS	PTS	AVG
2011-12	1	0	3	0	1	.000	1	2	.500	0	1	1	0	0	0	0	0	0	1	1.0

WAYNS, MAALIK

Villanova | #18 | HT: 6-2 | WT: 200
Birthdate: May 2, 1991
Drafted: Undrafted

	G	GS	MIN	FG	FGA	PCT	FT	FTA	PCT	OFF	DEF	TOT	A	PF	D	ST	TO	BS	PTS	AVG
2012-13	21	1	165	19	72	.264	13	15	.867	1	4	5	20	18	0	3	13	0	56	2.7

3-PT. FG: 2012-13, 5-25 (.200)

WALKER, CHET

Bradley | #25 | HT: 6-6 1/2 | WT: 215
Birthdate: Feb. 22, 1940
Drafted: 1962, 2nd round (12th overall)

	G	GS	MIN	FG	FGA	PCT	FT	FTA	PCT	OFF	DEF	TOT	A	PF	D	ST	TO	BS	PTS	AVG
1962-63	78	—	1992	352	751	.469	253	362	.699	—	—	561	83	220	3	—	—	—	957	12.3
1963-64	76	—	2775	492	1118	.440	330	464	.711	—	—	784	124	232	3	—	—	—	1314	17.3
1964-65	79	—	2187	377	936	.403	288	388	.742	—	—	528	132	200	2	—	—	—	1042	13.2
1965-66	80	—	2603	443	982	.451	335	468	.716	—	—	636	201	238	3	—	—	—	1221	15.3
1966-67	81	—	2691	561	1150	.488	445	581	.766	—	—	660	188	232	4	—	—	—	1567	19.3
1967-68	82	—	2623	539	1172	.460	387	533	.726	—	—	607	157	252	3	—	—	—	1465	17.9
1968-69	82	—	2753	554	1145	.484	369	459	.804	—	—	640	144	244	0	—	—	—	1477	18.0
TOTALS	**558**	**—**	**17624**	**3318**	**7254**	**.457**	**2407**	**3255**	**.739**	**—**	**—**	**4416**	**1029**	**1618**	**18**	**—**	**—**	**—**	**9043**	**16.2**

CHET WALKER PLAYOFFS

	G	GS	MIN	FG	FGA	PCT	FT	FTA	PCT	OFF	DEF	TOT	A	PF	D	ST	TO	BS	PTS	AVG
1962-63	5	—	130	27	53	.509	22	30	.733	—	—	47	9	8	0	—	—	—	76	15.2
1963-64	5	—	190	30	77	.390	34	46	.739	—	—	52	13	15	0	—	—	—	94	18.8
1964-65	11	—	469	83	173	.480	57	75	.760	—	—	79	18	38	0	—	—	—	223	20.3
1965-66	5	—	181	24	64	.375	25	31	.806	—	—	37	15	18	0	—	—	—	73	14.6
1966-67	15	—	551	115	246	.467	96	119	.807	—	—	114	32	44	0	—	—	—	326	21.7
1967-68	13	—	485	86	210	.410	76	112	.679	—	—	96	24	44	1	—	—	—	248	19.1
1968-69	4	—	100	23	43	.535	8	12	.667	—	—	23	8	5	0	—	—	—	54	13.5
TOTALS	**58**	**—**	**2106**	**388**	**866**	**.448**	**318**	**425**	**.748**	**—**	**—**	**448**	**119**	**172**	**1**	**—**	**—**	**—**	**1094**	**18.9**

ALL-STAR GAME

	G	GS	MIN	FG	FGA	PCT	FT	FTA	PCT	OFF	DEF	TOT	A	PF	D	ST	TO	BS	PTS	AVG
1964	1	0	12	2	5	.400	0	0	—	—	—	0	0	1	0	—	—	—	4	
1966	1	0	25	3	10	.300	2	3	.667	—	—	6	4	2	0	—	—	—	8	
1967	1	0	22	6	9	.667	3	4	.750	—	—	4	1	2	0	—	—	—	15	
TOTALS	**3**	**0**	**59**	**11**	**24**	**.458**	**5**	**7**	**.714**	**—**	**—**	**10**	**5**	**5**	**0**	**—**	**—**	**—**	**27**	

WALTERS, REX

Kansas | #23 | HT: 6-4 | WT: 190
Birthdate: Mar. 12, 1970
Drafted: 1993, 1st round (16th overall) by New Jersey

	G	GS	MIN	FG	FGA	PCT	FT	FTA	PCT	OFF	DEF	TOT	A	PF	D	ST	TO	BS	PTS	AVG
1995-96	33	8	523	49	115	.426	36	46	.783	11	37	48	95	49	0	22	34	4	153	4.6
1996-97	59	16	1041	148	325	.455	49	62	.790	21	86	107	113	75	1	28	61	3	402	6.8
1997-98	19	0	127	11	29	.379	17	17	1.000	3	6	9	21	17	0	5	17	0	42	2.2
TOTALS	**111**	**24**	**1691**	**208**	**469**	**.443**	**102**	**125**	**.816**	**35**	**129**	**164**	**229**	**141**	**1**	**55**	**112**	**7**	**597**	**5.4**

3-PT. FG: 1995-96, 19-54 (.352); 1996-97, 57-148 (.385); 1997-98, 3-14 (.214); TOTALS, 79-216 (.366)

WARBINGTON, PERRY

Georgia Southern | #6 | HT: 6-2 | WT:165
Birthdate: Sept. 7, 1952 | Drafted: 1974, 9th round (145th overall) by 76ers

	G	GS	MIN	FG	FGA	PCT	FT	FTA	PCT	OFF	DEF	TOT	A	PF	D	ST	TO	BS	PTS	AVG
1974-75	5	0	70	4	21	.190	2	2	1.000	2	6	8	16	16	0	0	—	0	10	2.0

WARD, GERRY

Boston College | #26 | HT: 6-4 | WT: 200
Birthdate: Sept 6, 1941 | Drafted: 1963, 1st round (5th overall) by St. Louis

	G	GS	MIN	FG	FGA	PCT	FT	FTA	PCT	OFF	DEF	TOT	A	PF	D	ST	TO	BS	PTS	AVG
1965-66	66	—	838	67	189	.354	39	60	.650	—	—	89	80	163	3	—	—	—	173	2.6

PLAYOFFS

	G	GS	MIN	FG	FGA	PCT	FT	FTA	PCT	OFF	DEF	TOT	A	PF	D	ST	TO	BS	PTS	AVG
1965-66	5	—	44	2	8	.250	0	1	.000	—	—	5	1	11	0	—	—	—	4	0.8

WARE, CASPER

Long Beach State | #17 | HT: 5-10 | WT: 175
Birthdate: Jan. 17, 1990 | Drafted: N/A

	G	GS	MIN	FG	FGA	PCT	FT	FTA	PCT	OFF	DEF	TOT	A	PF	D	ST	TO	BS	PTS	AVG
2013-14	9	0	116	18	42	.429	5	6	.833	0	9	9	0	11	0	8	5	0	48	5.3

3-PT. FG: 2013-14, 7-21 (.333)

WARLEY, BEN

Tennessee State | #14 | HT: 6-6 | WT: 205
Birthdate: Sept. 4, 1936 | Drafted: 1961, 1st round (6th overall) by Syracuse

	G	GS	MIN	FG	FGA	PCT	FT	FTA	PCT	OFF	DEF	TOT	A	PF	D	ST	TO	BS	PTS	AVG
1962-63	26	—	206	50	111	.450	25	35	.714	—	—	86	4	42	1	—	—	—	125	4.8
1963-64	79	—	1740	215	494	.435	220	305	.721	—	—	619	71	274	5	—	—	—	650	8.2
1964-65	64	—	900	94	253	.372	124	176	.705	—	—	277	53	170	6	—	—	—	312	4.9
1965-66	1	—	6	1	3	.333	0	0	---	—	—	2	0	1	0	—	—	—	2	2.0
TOTALS	**170**	**—**	**2852**	**360**	**861**	**.418**	**369**	**516**	**.715**	**—**	**—**	**984**	**128**	**487**	**12**	**—**	**—**	**—**	**1089**	**6.4**

PLAYOFFS

	G	GS	MIN	FG	FGA	PCT	FT	FTA	PCT	OFF	DEF	TOT	A	PF	D	ST	TO	BS	PTS	AVG
1962-63	2	—	9	0	4	.000	2	4	.500	—	—	3	0	2	0	—	—	—	2	1.0
1963-64	4	—	85	9	23	.391	10	15	.667	—	—	33	2	11	0	—	—	—	28	7.0
1964-65	2	—	6	0	1	.000	0	0	---	—	—	1	1	1	0	—	—	—	0	0.0
TOTALS	**8**	**—**	**100**	**9**	**28**	**.321**	**12**	**19**	**.632**	**—**	**—**	**37**	**3**	**14**	**0**	**—**	**—**	**—**	**30**	**3.8**

WASHINGTON, JIM

Villanova | #12 | HT: 6-7 | WT: 215
Birthdate: July 1, 1943 | Drafted: 1965, 1st round (5th overall) by St. Louis

	G	GS	MIN	FG	FGA	PCT	FT	FTA	PCT	OFF	DEF	TOT	A	PF	D	ST	TO	BS	PTS	AVG
1969-70	79	—	2459	401	842	.476	204	273	.747	—	—	734	104	262	5	—	—	—	1006	12.7
1970-71	78	—	2501	395	829	.476	259	340	.762	—	—	747	97	258	6	—	—	—	1049	13.4
1971-72	17	11	545	68	156	.436	55	67	.821	—	—	135	25	59	3	—	—	—	191	11.2
TOTALS	**174**	**11**	**5503**	**864**	**1827**	**.473**	**518**	**680**	**.762**	**—**	**—**	**1616**	**226**	**579**	**14**	**—**	**—**	**—**	**2246**	**12.9**

PLAYOFFS

	G	GS	MIN	FG	FGA	PCT	FT	FTA	PCT	OFF	DEF	TOT	A	PF	D	ST	TO	BS	PTS	AVG
1969-70	5	—	167	25	57	.439	13	23	.565	—	—	49	9	18	0	—	—	—	63	12.6
1970-71	7	—	216	27	61	.443	26	36	.722	—	—	48	10	24	1	—	—	—	80	11.4
TOTALS	**12**	**—**	**383**	**52**	**118**	**.441**	**39**	**59**	**.661**	**—**	**—**	**97**	**19**	**42**	**1**	**—**	**—**	**—**	**143**	**11.9**

WASHINGTON, WILSON

Old Dominion | #52 | HT: 6-10 | WT: 235
Birthdate: Aug. 3, 1955 | Drafted: 1977, 2nd round (25th overall) by 76ers

	G	GS	MIN	FG	FGA	PCT	FT	FTA	PCT	OFF	DEF	TOT	A	PF	D	ST	TO	BS	PTS	AVG
1977-78	14	0	38	8	19	.421	3	6	.500	2	12	14	1	3	0	1	10	2	19	1.4

WEATHERSPOON, CLARENCE

Southern Mississippi | #35 | HT: 6-7 | WT: 240
Birthdate: Sept. 8, 1970 | Drafted: 1992, 1st round (9th overall) by 76ers

	G	GS	MIN	FG	FGA	PCT	FT	FTA	PCT	OFF	DEF	TOT	A	PF	D	ST	TO	BS	PTS	AVG
1992-93	82	82	2654	494	1053	.469	291	408	.713	179	410	589	147	188	1	85	176	67	1280	15.6
1993-94	82	82	3147	602	1246	.483	298	430	.693	254	578	832	192	152	0	100	195	116	1506	18.4
1994-95	76	76	2991	543	1238	.439	283	377	.751	144	382	526	215	195	1	115	191	67	1373	18.1
1995-96	78	75	3096	491	1015	.484	318	426	.746	237	516	753	158	214	3	112	179	108	1300	16.7
1996-97	82	82	2949	398	811	.491	206	279	.738	219	460	679	140	187	0	74	137	86	1003	12.2
1997-98	48	18	1290	141	331	.426	123	174	.707	109	227	336	40	108	1	43	69	52	405	8.4
TOTALS	**448**	**415**	**16127**	**2669**	**5694**	**.469**	**1519**	**2094**	**.725**	**1142**	**2573**	**3715**	**892**	**1044**	**6**	**529**	**947**	**496**	**6867**	**15.3**

3-PT. FG: 1992-93, 1-4 (.250); 1993-94, 4-17 (.235); 1994-95, 4-21 (.190); 1995-96 ,0-2 (.000); 1996-97 1-6 (.167); 1997-98 0-0 (---); TOTALS, 10-50 (.200)

WEBBER, CHRIS

Michigan | #4 | HT: 6-10 | WT: 245
Birthdate: March 1, 1973 | Drafted: 1993, 1st round (1st overall) by Orlando

	G	GS	MIN	FG	FGA	PCT	FT	FTA	PCT	OFF	DEF	TOT	A	PF	D	ST	TO	BS	PTS	AVG
2004-05	21	21	702	143	366	.391	38	49	.776	36	129	165	66	70	3	26	49	19	328	15.6
2005-06	75	75	2893	617	1422	.434	263	348	.756	184	557	741	256	219	1	103	182	62	1518	20.2
2006-07	18	18	544	89	230	.387	18	28	.643	37	112	149	61	36	0	18	33	15	198	11.0
TOTALS	**114**	**114**	**4139**	**849**	**2018**	**.421**	**319**	**425**	**.751**	**257**	**798**	**1055**	**383**	**325**	**4**	**147**	**264**	**96**	**2044**	**17.9**

3-PT FG: 2004-05, 4-15 (.267); 2005-06, 21-77 (.273); 2006-07, 2-5 (.400); TOTALS, 27-97 (.278)

CHRIS WEBBER PLAYOFFS

	G	GS	MIN	FG	FGA	PCT	FT	FTA	PCT	OFF	DEF	TOT	A	PF	D	ST	TO	BS	PTS	AVG
2004-05	5	5	186	39	95	.411	12	16	.750	12	17	29	14	20	0	6	11	1	95	19.0

3-PT FG: 2004-05, 5-14 (.357)

WEISS, BOB

Penn State | #12 | HT: 6-3 | WT: 180
Birthdate: May 7, 1942 | Drafted: 1965, 3rd round (18th overall) by 76ers

	G	GS	MIN	FG	FGA	PCT	FT	FTA	PCT	OFF	DEF	TOT	A	PF	D	ST	TO	BS	PTS	AVG
1965-66	7	—	30	3	9	.333	0	0	---	—	—	7	4	10	0	—	—	—	6	0.9
1966-67	6	—	29	5	10	.500	2	5	.400	—	—	3	10	8	0	—	—	—	12	2.0
TOTALS	**13**	**—**	**59**	**8**	**19**	**.421**	**2**	**5**	**.400**	**—**	**—**	**10**	**14**	**18**	**0**	**—**	**—**	**—**	**18**	**1.4**

PLAYOFFS

	G	GS	MIN	FG	FGA	PCT	FT	FTA	PCT	OFF	DEF	TOT	A	PF	D	ST	TO	BS	PTS	AVG
1966-67	1	—	4	2	3	.667	0	0	---	—	—	2	2	1	0	—	—	—	4	4.0

WELP, CHRIS

Washington | #44 | HT: 7-0 | WT:245
Birthdate: Jan. 2, 1964 | Drafted: 1987, 1st round (16th overall) by 76ers

	G	GS	MIN	FG	FGA	PCT	FT	FTA	PCT	OFF	DEF	TOT	A	PF	D	ST	TO	BS	PTS	AVG
1987-88	10	0	132	18	31	.581	12	18	.667	11	13	24	5	25	0	5	9	5	48	4.8
1988-89	72	0	843	99	222	.446	48	73	.658	59	134	193	29	176	0	23	42	41	246	3.4
TOTALS	**82**	**0**	**975**	**117**	**253**	**.462**	**60**	**91**	**.659**	**70**	**147**	**217**	**34**	**201**	**0**	**28**	**51**	**46**	**294**	**3.6**

3-PT.FG: 1988-89, 0-1 (.000)

PLAYOFFS

	G	GS	MIN	FG	FGA	PCT	FT	FTA	PCT	OFF	DEF	TOT	A	PF	D	ST	TO	BS	PTS	AVG
1988-89	3	—	22	1	3	.333	0	2	.000	0	7	7	0	7	0	0	1	0	2	0.7

WESLEY, WALT

Kansas | #26 | HT: 6-11 | WT: 230
Birthdate: Apr. 25, 1945 | Drafted: 1966, 1st round (6th overall) by Cincinnati

	G	GS	MIN	FG	FGA	PCT	FT	FTA	PCT	OFF	DEF	TOT	A	PF	D	ST	TO	BS	PTS	AVG
1974-75	4	0	33	5	9	.556	2	4	.500	4	4	8	1	8	0	0	—	0	12	3.0

WHITE, HUBIE

Villanova | #23 | HT: 6-4 | WT: 205
Birthdate: Jan. 26, 1940 | Drafted: 1962, 2nd round (14th overall) by Philadelphia

	G	GS	MIN	FG	FGA	PCT	FT	FTA	PCT	OFF	DEF	TOT	A	PF	D	ST	TO	BS	PTS	AVG
1963-64	23	—	196	31	105	.295	17	28	.607			42	12	28	0				79	3.4

WIGGINS, MITCHELL

Florida State | #23 | HT: 6-4 | WT: 185
Birthdate: Sept. 28, 1959 | Drafted: 1983, 1st round (23rd overall) by Indiana

	G	GS	MIN	FG	FGA	PCT	FT	FTA	PCT	OFF	DEF	TOT	A	PF	D	ST	TO	BS	PTS	AVG
1991-92	49	0	569	88	229	.384	35	51	.686	43	51	94	22	67	0	20	25	1	211	4.3

3 PT. FG: 1991-92, 0-1 (.000)

WILKINS, DAMIEN

Georgia | #8 | HT: 6-6 | WT: 225
Birthdate: Jan. 11, 1980 | Drafted: Undrafted

	G	GS	MIN	FG	FGA	PCT	FT	FTA	PCT	OFF	DEF	TOT	A	PF	D	ST	TO	BS	PTS	AVG
2012-13	61	21	1095	145	316	.459	81	109	.743	32	73	105	91	98	0	37	49	18	388	6.4

3-PT. FG: 2012-13, 17-51 (.333)

WILKINS, EDDIE LEE

Gardner Webb | #45 | HT: 6-10 | WT: 265
Birthdate: May 7, 1962 | Drafted: 1984, 6th round (133rd overall) by New York

	G	GS	MIN	FG	FGA	PCT	FT	FTA	PCT	OFF	DEF	TOT	A	PF	D	ST	TO	BS	PTS	AVG
1992-93	26	0	192	55	97	.567	48	78	.615	14	26	40	2	34	1	7	17	1	158	6.1

3-PT. FG: 1992-93, 0-2 (.000)

WILLIAMS, ELLIOT

Memphis | #25 | HT: 6-5 | WT: 180
Birthdate: June 20, 1989 | Drafted: 2010, 1st round (22nd overall) by Portland

	G	GS	MIN	FG	FGA	PCT	FT	FTA	PCT	OFF	DEF	TOT	A	PF	D	ST	TO	BS	PTS	AVG
2013-14	67	2	1157	140	337	.415	87	119	.731	30	100	130	72	126	0	35	68	3	404	6.0

3-PT. FG: 2013-14, 37-125 (.296)

WILLIAMS, JAYSON

St. John's | #55 | HT: 6-10 | WT: 240
Birthdate: Feb. 22, 1968 | Drafted: 1990, 1st round (21st overall) by Phoenix

	G	GS	MIN	FG	FGA	PCT	FT	FTA	PCT	OFF	DEF	TOT	A	PF	D	ST	TO	BS	PTS	AVG
1990-91	52	1	508	72	161	.447	37	56	.661	41	70	111	16	92	1	9	40	6	182	3.5
1991-92	50	8	646	75	206	.364	56	88	.636	62	83	145	12	110	1	20	44	20	206	4.1
TOTALS	**102**	**9**	**1154**	**147**	**367**	**.401**	**93**	**144**	**.646**	**103**	**153**	**256**	**28**	**202**	**2**	**29**	**84**	**26**	**388**	**3.8**

3-PT. FG: 1990-91, 1-2 (.500)

WILLIAMS, LOU

South Gwinnett HS (Ga.) #23 HT: 6-1 WT: 175
Birthdate: Oct. 27, 1986 Drafted: 2005, 2nd round (45th overall) by 76ers

	G	GS	MIN	FG	FGA	PCT	FT	FTA	PCT	OFF	DEF	TOT	A	PF	D	ST	TO	BS	PTS	AVG
2005-06	30	0	145	23	52	.442	8	13	.615	3	16	19	10	13	0	5	13	0	56	1.9
2006-07	61	0	688	93	211	.441	64	92	.696	17	53	70	110	42	0	22	46	1	262	4.3
2007-08	80	0	1862	319	752	.424	227	290	.783	41	126	167	253	130	0	81	125	13	920	11.5
2008-09	81	0	1919	336	844	.398	304	385	.790	36	129	165	242	128	0	85	151	14	1039	12.8
2009-10	64	38	1911	318	677	.470	192	233	.824	25	162	187	268	110	1	80	106	15	898	14.0
2010-11	75	0	1747	323	795	.406	293	356	.823	32	117	149	252	128	1	47	102	17	1027	13.7
2011-12	64	0	1682	318	782	.407	237	292	.812	30	125	155	221	90	0	53	71	18	956	14.9
TOTALS	**455**	**38**	**9955**	**1730**	**4113**	**.421**	**1325**	**1661**	**.798**	**184**	**728**	**912**	**1356**	**641**	**2**	**373**	**614**	**78**	**5158**	**11.3**

3-PT. FG: 2005-06, 2-9 (.222); 2006-07, 12-37 (.324); 2007-08, 55-153 (.359); 2008-09, 63-220 (.286), 2009-10, 70-206 (.340); 2010-11, 88-253 (.348); 2011-12, 83-229 (.362); TOTALS, 373-1107 (.337)

LOU WILLIAMS PLAYOFFS

	G	GS	MIN	FG	FGA	PCT	FT	FTA	PCT	OFF	DEF	TOT	A	PF	D	ST	TO	BS	PTS	AVG
2007-08	6	0	135	24	60	.400	22	30	.733	3	9	12	12	11	0	6	7	0	72	12.0
2008-09	6	0	149	21	51	.412	10	15	.667	2	13	15	17	10	0	3	12	1	58	9.7
2010-11	5	0	130	17	52	.327	14	19	.737	0	8	8	15	6	0	5	4	0	54	10.8
2011-12	13	0	358	50	142	.352	41	52	.788	3	24	27	39	17	0	13	16	0	149	11.5
TOTALS	**30**	**0**	**772**	**112**	**305**	**.367**	**87**	**116**	**.750**	**8**	**54**	**62**	**83**	**44**	**0**	**27**	**39**	**1**	**333**	**11.1**

3 PT. FG: 2007-08, 2-9 (.222); 2008-09, 6-16 (.375); 2010-11, 6-20 (.300); 2011-12, 8-48 (.167); TOTALS, 22-93 (237)

WILLIAMS, MONTY

Notre Dame #5 HT: 6-8 WT: 225
Birthdate: Oct. 8, 1971 Drafted: 1994, 1st round (24th overall) by New York

	G	GS	MIN	FG	FGA	PCT	FT	FTA	PCT	OFF	DEF	TOT	A	PF	D	ST	TO	BS	PTS	AVG
2002-03	21	2	276	34	80	.425	24	32	.750	12	33	45	26	33	0	12	17	5	92	4.4
2003-04	INJURED LIST - LEFT KNEE PAIN (TRADED TO ORLANDO ON 12/23/03)																			

3 PT. FG: 2002-03, 0-2 (.000)

PLAYOFFS

	G	GS	MIN	FG	FGA	PCT	FT	FTA	PCT	OFF	DEF	TOT	A	PF	D	ST	TO	BS	PTS	AVG
2002-03	10	0	96	8	23	.348	3	4	.750	7	8	15	0	12	0	2	4	0	19	1.9

3 PT. FG: 2002-03, 0-1 (.000)

WILLIAMS, SAM

Arizona State #33 HT: 6-8 WT: 215
Birthdate: Mar. 7, 1959 Drafted: 1981, 2nd round (33rd overall) by Golden St.

	G	GS	MIN	FG	FGA	PCT	FT	FTA	PCT	OFF	DEF	TOT	A	PF	D	ST	TO	BS	PTS	AVG
1983-84	70	12	1375	193	405	.477	86	133	.647	117	209	326	60	203	3	62	96	103	472	6.7
1984-85	46	8	488	58	148	.392	28	47	.596	38	68	106	11	92	1	26	44	26	144	3.1
TOTALS	**116**	**20**	**1863**	**251**	**553**	**.454**	**114**	**180**	**.633**	**155**	**277**	**432**	**71**	**295**	**4**	**88**	**140**	**129**	**616**	**5.3**

3-PT. FG: 1983-84, 0-1 (.000); 1984-85, 0-1 (.000); TOTALS, 0-2 (.000)

PLAYOFFS

	G	GS	MIN	FG	FGA	PCT	FT	FTA	PCT	OFF	DEF	TOT	A	PF	D	ST	TO	BS	PTS	AVG
1983-84	4	—	55	2	8	.250	1	2	.500	1	5	6	3	7	0	2	5	6	5	1.3
1984-85	5	—	26	1	6	.167	3	10	.300	4	8	12	0	2	0	0	4	0	5	1.0
TOTALS	**9**	**9**	**81**	**3**	**14**	**.214**	**4**	**12**	**.333**	**5**	**13**	**18**	**3**	**9**	**0**	**2**	**9**	**6**	**10**	**1.1**

3-PT. FG: 1983-84, 0-1 (.000); 1984-85, 0-1 (.000); TOTALS, 0-2 (.000)

WILLIAMS, SCOTT

North Carolina #55 HT: 6-10 WT: 230
Birthdate: March 24, 1968 Drafted: Undrafted (1990)

	G	GS	MIN	FG	FGA	PCT	FT	FTA	PCT	OFF	DEF	TOT	A	PF	D	ST	TO	BS	PTS	AVG
1994-95	77	43	1781	206	434	.475	79	107	.738	173	312	485	59	237	4	71	84	40	491	6.4
1995-96	13	1	193	15	29	.517	10	12	.833	13	33	46	5	27	0	6	8	7	40	3.1
1996-97	62	52	1317	162	318	.509	38	55	.891	155	242	397	41	206	5	44	50	41	362	5.8
1997-98	58	7	801	93	213	.437	51	63	.810	87	124	211	29	132	0	17	30	21	237	4.1
1998-99	2	0	17	0	2	.000	0	0	---	1	1	2	1	4	0	2	2	1	0	0.0
TOTALS	**212**	**103**	**4109**	**476**	**996**	**.478**	**178**	**237**	**.751**	**429**	**712**	**1141**	**135**	**606**	**9**	**140**	**174**	**110**	**1130**	**5.3**

3-PT. FG: 1994-95, 0-7 (.000); 1995-96, 0-2 (.000);1996-97, 0-2 (.000); 1997-98, 0-5 (.000); 1998-99, 0-0 (.000); TOTALS, 0-16 (.000)

WILLIAMSON, CORLISS

Arkansas #14 HT: 6-7 WT: 245
Birthdate: Dec. 4, 1973 Drafted: 1995, 1st round (13th overall) by Sacramento

	G	GS	MIN	FG	FGA	PCT	FT	FTA	PCT	OFF	DEF	TOT	A	PF	D	ST	TO	BS	PTS	AVG
2004-05	48	5	1056	194	417	.465	130	165	.788	73	105	178	43	144	1	26	60	12	518	10.8

WILSON, GEORGE

Cincinnati #16 HT: 6-8 WT: 230
Birthdate: May 9, 1942 Drafted: 1964, 1st territorial pick by Cincinnati

	G	GS	MIN	FG	FGA	PCT	FT	FTA	PCT	OFF	DEF	TOT	A	PF	D	ST	TO	BS	PTS	AVG
1968-69	38	—	552	81	182	.445	60	84	.714	—	—	216	32	87	1	—	—	—	222	5.8
1969-70	67	—	836	118	304	.388	122	172	.709	—	—	317	52	145	3	—	—	—	358	5.3
TOTALS	**105**	**—**	**1388**	**199**	**486**	**.409**	**182**	**256**	**.711**	**—**	**—**	**533**	**84**	**232**	**4**	**—**	**—**	**—**	**580**	**5.5**

PLAYOFFS

	G	GS	MIN	FG	FGA	PCT	FT	FTA	PCT	OFF	DEF	TOT	A	PF	D	ST	TO	BS	PTS	AVG
1968-69	5	—	45	0	7	.000	3	4	.750	—	—	18	8	9	0	—	—	—	3	0.6
1969-70	2	—	23	4	13	.308	1	1	1.000	—	—	12	1	4	0	—	—	—	9	4.5
TOTALS	**7**	**—**	**68**	**4**	**20**	**.200**	**4**	**5**	**.800**	**—**	**—**	**30**	**9**	**13**	**0**	**—**	**—**	**—**	**12**	**1.7**

WILSON, TREVOR

UCLA #30 HT: 6-8 WT: 215
Birthdate: March 16, 1968 Drafted: 1990, 2nd round (36th overall) by Atlanta

	G	GS	MIN	FG	FGA	PCT	FT	FTA	PCT	OFF	DEF	TOT	A	PF	D	ST	TO	BS	PTS	AVG
1995-96	6	0	79	10	20	.500	3	4	.750	7	7	14	4	9	0	3	1	0	23	3.8

WINGATE, DAVID

Georgetown #25 HT: 6-5 WT: 185
Birthdate: Dec. 15, 1963 Drafted: 1986, 2nd round (44th overall) by 76ers

	G	GS	MIN	FG	FGA	PCT	FT	FTA	PCT	OFF	DEF	TOT	A	PF	D	ST	TO	BS	PTS	AVG
1986-87	77	9	1612	259	602	.430	149	201	.741	70	86	156	155	169	1	93	128	19	680	8.8
1987-88	61	22	1419	218	545	.400	99	132	.750	44	57	101	119	125	0	47	104	22	545	8.9
1988-89	33	6	372	54	115	.470	27	34	.794	12	25	37	73	43	0	9	35	2	137	4.2
TOTALS	**171**	**37**	**3403**	**531**	**1262**	**.419**	**275**	**367**	**.749**	**126**	**168**	**294**	**347**	**337**	**1**	**149**	**267**	**43**	**1362**	**8.0**

3-PT. FG: 1986-87, 13-52 (.250); 1987-88, 10-40 (.250); 1988-89, 2-6 (.333); TOTALS, 25-98 (.255)

DAVID WINGATE PLAYOFFS

	G	GS	MIN	FG	FGA	PCT	FT	FTA	PCT	OFF	DEF	TOT	A	PF	D	ST	TO	BS	PTS	AVG
1986-87	5	—	90	15	37	.405	9	14	.643	5	7	12	9	11	1	5	8	1	41	8.2

3-PT. FG: 1986-87 2-2, 1.000

WINTERS, VOISE

Bradley #11 HT: 6-8 WT: 200
Birthdate: Oct. 12, 1962 Drafted: 1985, 2nd round (44th overall) by 76ers

	G	GS	MIN	FG	FGA	PCT	FT	FTA	PCT	OFF	DEF	TOT	A	PF	D	ST	TO	BS	PTS	AVG
1985-86	4	0	17	3	13	.231	0	0	---	1	2	3	0	1	0	1	2	0	6	1.5

3-PT. FG: 1985-86, 0-1 (.000)

WOHL, DAVE

Pennsylvania #13 HT: 6-2 WT: 185
Birthdate: Nov. 2, 1949 Drafted: 1971, 3rd round (46th overall) by 76ers

	G	GS	MIN	FG	FGA	PCT	FT	FTA	PCT	OFF	DEF	TOT	A	PF	D	ST	TO	BS	PTS	AVG
1971-72	79	32	1628	243	567	.429	156	206	.757	—	—	150	228	229	2	—	—	—	642	8.1

WOOD, LEON

California Fullerton #20 HT: 6-3 WT: 185
Birthdate: March 25, 1962 Drafted: 1984, 1st round (10th overall) by 76ers

	G	GS	MIN	FG	FGA	PCT	FT	FTA	PCT	OFF	DEF	TOT	A	PF	D	ST	TO	BS	PTS	AVG
1984-85	38	1	269	50	134	.373	18	26	.692	3	15	18	45	17	0	8	25	0	122	3.2
1985-86	29	1	455	57	136	.419	27	34	.794	9	18	27	75	24	0	14	20	0	154	5.3
TOTALS	**67**	**2**	**724**	**107**	**270**	**.396**	**45**	**60**	**.750**	**12**	**33**	**45**	**120**	**41**	**0**	**22**	**45**	**0**	**276**	**4.1**

3-PT. FG: 1984-85 4-30; 1985-86 13-29; TOTALS 17-59, .288

PLAYOFFS

	G	GS	MIN	FG	FGA	PCT	FT	FTA	PCT	OFF	DEF	TOT	A	PF	D	ST	TO	BS	PTS	AVG
1984-85	5	—	15	4	9	.444	6	8	.750	0	1	1	2	0	0	0	3	0	14	2.8

3-PT FG: 1984-85 0-1, .000

WOOLRIDGE, ORLANDO

Notre Dame #0 HT: 6-9 WT: 215
Birthdate: December 16, 1959 Drafted: 1981, 1st round (6th overall) by Atlanta

	G	GS	MIN	FG	FGA	PCT	FT	FTA	PCT	OFF	DEF	TOT	A	PF	D	ST	TO	BS	PTS	AVG
1993-94	74	1	1955	364	773	.471	208	302	.689	103	195	298	139	186	1	41	142	56	937	12.0

3-PT. FG: 1-14, .071

WRIGHT, DORELL

South Kent Prep HS (CT) #4 HT: 6-9 WT: 205
Birthdate: Dec. 2 1985 Drafted: 2004, 1st round (19th overall) by Miami

	G	GS	MIN	FG	FGA	PCT	FT	FTA	PCT	OFF	DEF	TOT	A	PF	D	ST	TO	BS	PTS	AVG
2012-13	79	8	1783	237	599	.396	120	141	.851	42	260	302	150	98	0	62	64	35	729	9.2

3-PT. FG: 2012-13, 135-361 (.374)

WRIGHT, SHARONE

Clemson #4 HT: 6-11 WT: 260
Birthdate: January 30, 1973 Drafted: 1994, 1st round (6th pick) by 76ers

	G	GS	MIN	FG	FGA	PCT	FT	FTA	PCT	OFF	DEF	TOT	A	PF	D	ST	TO	BS	PTS	AVG
1994-95	79	49	2044	361	776	.465	182	282	.645	191	281	472	48	246	5	37	151	104	904	11.4
1995-96	46	32	1136	183	384	.477	117	186	.629	124	175	299	27	125	2	24	81	39	483	10.5
TOTALS	**125**	**81**	**3180**	**544**	**1160**	**.469**	**299**	**468**	**.639**	**315**	**456**	**771**	**75**	**371**	**7**	**61**	**232**	**143**	**1387**	**11.1**

3-PT. FG: 1994-95 0-8; 1995-96 0-0; TOTALS 0-8, .000

WROTEN, TONY

Washington #8 HT: 6-5 WT: 205
Birthdate: Apr. 13, 1993 Drafted: 2012, 1st round (25th overall) by Memphis

	G	GS	MIN	FG	FGA	PCT	FT	FTA	PCT	OFF	DEF	TOT	A	PF	D	ST	TO	BS	PTS	AVG
2013-14	72	16	1765	345	808	.427	209	326	.641	69	159	228	217	151	1	78	204	16	939	13.0

3-PT. FG: 2013-14, 40-188 (.213)

YARDLEY III, GEORGE

Stanford
Birthdate: Nov. 3, 1928
Drafted: 1950, by Fort Wayne
HT: 6-5 WT: 195

	G	GS	MIN	FG	FGA	PCT	FT	FTA	PCT	OFF	DEF	TOT	A	PF	D	ST	TO	BS	PTS	AVG
1958-59*	61	—	1839	446	1042	.428	317	407	.779	—	—	431	65	159	3	—	—	—	1209	19.8
1959-60	73	—	2402	546	1205	.453	381	467	.816	—	—	579	122	227	2	—	—	—	1473	20.2
TOTALS	**134**	**—**	**4241**	**992**	**2247**	**.441**	**698**	**874**	**.799**	**—**	**—**	**1010**	**187**	**386**	**5**	**—**	**—**	**—**	**2682**	**20.0**

PLAYOFFS

	G	GS	MIN	FG	FGA	PCT	FT	FTA	PCT	OFF	DEF	TOT	A	PF	D	ST	TO	BS	PTS	AVG
1958-59	9	—	333	83	189	.439	60	70	.857	—	—	87	21	29	0	—	—	—	226	25.1
1959-60	3	—	88	15	39	.385	10	12	.833	—	—	17	1	9	0	—	—	—	40	13.3
TOTALS	**12**	**—**	**421**	**98**	**228**	**.430**	**70**	**82**	**.854**	**—**	**—**	**104**	**22**	**38**	**0**	**—**	**—**	**—**	**266**	**22.2**

ALL-STAR GAME

	G	GS	MIN	FG	FGA	PCT	FT	FTA	PCT	OFF	DEF	TOT	A	PF	D	ST	TO	BS	PTS	AVG
1960	1	0	16	5	9	.556	1	2	.500	—	—	3	0	—	—	—	—	—	11	11.0

YATES, BARRY

Maryland
Birthdate: Jan. 30, 1946
#35
Drafted: 1971, 8th round (131st overall) by 76ers
HT: 6-7 WT: 215

	G	GS	MIN	FG	FGA	PCT	FT	FTA	PCT	OFF	DEF	TOT	A	PF	D	ST	TO	BS	PTS	AVG
1971-72	24	1	144	31	83	.373	7	11	.636	—	—	40	7	14	0	—	—	—	69	2.9

YOUNG, MICHAEL

Houston
Birthdate: Jan. 2, 1961
#8
Drafted: 1984, 1st round (24th overall) by Boston
HT: 6-7 WT: 220

	G	GS	MIN	FG	FGA	PCT	FT	FTA	PCT	OFF	DEF	TOT	A	PF	D	ST	TO	BS	PTS	AVG
1985-86	2	0	2	0	2	.000	0	0	.000	0	0	0	0	0	0	0	0	0	0	0.0

YOUNG, NICK

USC
Birthdate: June 1, 1985
#1
Drafted: 2007, 1st round (16th overall) by Washington
HT: 6-6 WT: 210

	G	GS	MIN	FG	FGA	PCT	FT	FTA	PCT	OFF	DEF	TOT	A	PF	D	ST	TO	BS	PTS	AVG
2012-13	59	17	1411	224	542	.413	105	128	.820	24	106	130	84	84	0	36	50	14	628	10.6

3-PT. FG: 2012-13, 75-210 (.357)

YOUNG, SAM

Pittsburgh
Birthdate: Jun. 1, 1985
#7
Drafted: 2009, 2nd round (36th overall) by Memphis
HT: 6-6 WT: 220

	G	GS	MIN	FG	FGA	PCT	FT	FTA	PCT	OFF	DEF	TOT	A	PF	D	ST	TO	BS	PTS	AVG
2011-12	14	0	135	13	44	.295	9	14	.643	6	15	21	6	11	0	6	7	4	40	2.9

3-PT. FG: 2011-12, 5-8 (.625)

PLAYOFFS

	G	GS	MIN	FG	FGA	PCT	FT	FTA	PCT	OFF	DEF	TOT	A	PF	D	ST	TO	BS	PTS	AVG
2011-12	2	0	4	0	2	.000	0	0	—	0	0	0	0	0	0	0	0	0	0	0.0

3 PT. FG: 2011-12, 0-1 (.000)

YOUNG, THADDEUS

Georgia Tech
Birthdate: June 21, 1988
#21
Drafted: 2007, 1st round (12th overall) by 76ers
HT: 6-8 WT: 220

	G	GS	MIN	FG	FGA	PCT	FT	FTA	PCT	OFF	DEF	TOT	A	PF	D	ST	TO	BS	PTS	AVG
2007-08	74	22	1554	264	490	.539	76	103	.738	120	192	312	58	126	1	73	64	8	610	8.2
2008-09	75	71	2577	475	960	.495	139	189	.735	139	238	377	86	165	0	100	118	23	1145	15.3
2009-10	67	45	2145	382	813	.470	114	165	.691	130	220	350	97	133	0	81	126	15	926	13.8
2010-11	82	1	2135	458	847	.541	123	174	.707	153	281	434	82	170	0	90	99	26	1045	12.7
2011-12	63	1	1755	348	687	.507	111	144	.771	137	188	325	74	127	3	64	55	41	808	12.8
2012-13	76	76	2629	509	958	.531	108	188	.574	182	389	571	125	191	1	133	90	55	1127	14.8
2013-14	79	78	2718	582	1283	.454	163	229	.712	166	310	476	182	213	1	167	165	36	1417	17.9
TOTALS	**516**	**294**	**15516**	**3018**	**6038**	**.500**	**834**	**1192**	**.700**	**1027**	**1818**	**2845**	**704**	**1125**	**6**	**708**	**717**	**204**	**7078**	**13.7**

3-PT. FG: 2007-08, 6-19 (.316); 2008-09, 56-164 (.341); 2009-10, 48-138 (.348); 2010-11, 6-22 (.273); 2011-12, 1-4 (.250); 2012-13, 1-8 (.125); 2013-14, 90-292 (.308); TOTALS, 208-647 (.321)

PLAYOFFS

	G	GS	MIN	FG	FGA	PCT	FT	FTA	PCT	OFF	DEF	TOT	A	PF	D	ST	TO	BS	PTS	AVG
2007-08	6	6	160	24	50	.480	12	14	.857	15	12	27	4	7	0	7	4	0	61	10.2
2008-09	6	6	229	31	69	.449	5	6	.833	9	18	27	8	17	0	6	8	1	72	12.0
2010-11	5	0	127	25	60	.417	7	12	.583	17	12	29	4	13	0	4	7	1	57	11.4
2011-12	13	0	277	39	91	.429	22	31	.710	25	43	68	15	25	0	7	15	7	100	7.7
TOTALS	**17**	**12**	**516**	**80**	**190**	**.444**	**24**	**32**	**.750**	**41**	**42**	**83**	**16**	**37**	**0**	**17**	**19**	**2**	**190**	**11.2**

3-PT. FG: 2007-08, 1-5 (.200); 2008-09, 5-12 (.417); 2010-11, 0-1 (.000); TOTALS 6-18 (.333)

SIXERS ALL-TIME ROSTER BY SCHOOL

Alabama ..... MICHAEL ANSLEY
Alabama ..... JIM FARMER
Alabama ..... DERRICK McKEY
Albany State ..... CALDWELL JONES
Albany State ..... CHARLES JONES
American International ..... MARIO ELIE
Appalachian State ..... BELUS VAN SMAWLEY
Arizona ..... CONIEL NORMAN
Arizona ..... ERIC MONEY
Arizona ..... ANDRE IGUODALA
Arizona State ..... LIONEL HOLLINS
Arizona State ..... KURT NIMPHIUS
Arizona State ..... SAM WILLIAMS
Arizona State ..... ISAAC AUSTIN
Arkansas ..... ANDREW LANG
Arkansas ..... CORLISS WILLIAMSON
Arkansas Little Rock ..... JIM LAMPLEY
Arkansas Little Rock ..... PETE MYERS
Assumption ..... JAKE JONES
Auburn ..... CHARLES BARKLEY
Baylor ..... BRIAN SKINNER
Boston College ..... GERRY WARD
Boston College ..... DANA BARROS
Bowling Green ..... AL BIANCHI
Bowling Green ..... ANTONIO DANIELS
Bradley ..... BARNEY CABLE
Bradley ..... CHET WALKER
Bradley ..... MITCHELL ANDERSON
Bradley ..... VOISE WINTERS
Bradley ..... HERSEY HAWKINS
Bradley ..... ANTHONY PARKER
Bridgeport ..... MANUTE BOL
Brigham Young ..... CRAIG RAYMOND
Brigham Young ..... SHAWN BRADLEY
Brigham Young ..... BRANDON DAVIES
Cal State Fullerton ..... BRUCE BOWEN
California (Irvine) ..... SCOTT BROOKS
California (Irvine) ..... BOB THORNTON
California ..... DARRALL IMHOFF
California ..... MARK McNAMARA
California ..... KEBU STEWART
California ..... Francisco Elson
California Fullerton ..... LEON WOOD
California Santa Barbara ..... JAMES NUNNALLY
California Santa Barbara ..... BRIAN SHAW
California Santa Barbara ..... JOHN TSCHOGL
Canisius ..... LEROY CHOLLET
Canisius ..... AL MASINO
Charleston (W.Va.) ..... GEORGE KING, JR.
Cincinnati ..... CORIE BLOUNT
Cincinnati ..... CONNIE DIERKING
Cincinnati ..... ART LONG
Cincinnati ..... KENNY SATTERFIELD
Cincinnati ..... GEORGE WILSON
Clemson ..... GREG BUCKNER
Clemson ..... SHARONE WRIGHT
Cleveland State ..... FRANKLIN EDWARDS
Colorado State ..... BOB RULE
Colorado State ..... DALE SCHLUETER
Colorado State ..... JASON SMITH
Connecticut ..... TOBY KIMBALL
Connecticut ..... BRUCE KUCZENSKI
Connecticut ..... KEVIN OLLIE
Connecticut ..... DONYELL MARSHALL
Cornell ..... EDWARD PETERSON
Creighton ..... BENOIT BENJAMIN
Creighton ..... RODNEY BUFORD
Creighton ..... KYLE KORVER
Croatia ..... TONI KUKOC
Davidson ..... FRED HETZEL
Dayton ..... DON MAY
Dayton ..... DON SMITH
DePaul ..... BATO GOVEDARICA
DePaul ..... STEVEN HUNTER
Detroit ..... EARL CURETON
DePaul ..... TERRY CUMMINGS
Detroit-Mercy ..... WILLIE GREEN
Drake ..... JEFF HALLIBURTON
Drake ..... LEWIS LLOYD
Duke ..... ALAA ABDELNABY
Duke ..... JOHNNY DAWKINS
Duke ..... MIKE GMINSKI
Duke ..... DAVID HENDERSON
Duke ..... ART HEYMAN
Duke ..... ANTONIO LANG
Duke ..... ROSHOWN McLEOD
Duke ..... SHAVLIK RANDOLPH
Duke ..... JIM SPANARKEL
Duke ..... ELTON BRAND
Duquesne ..... DERRICK ALSTON
Duquesne ..... JIM TUCKER
Elon ..... JESSE BRANSON
Evans H.S. (Orlando, FL) ..... DARRYL DAWKINS
Fairfiled ..... DENG GAI
F.C. Barcelona ..... EFTHIMIOS RENTZIAS
Florida ..... VERNON MAXWELL
Florida ..... MARREESE SPEIGHTS
Florida A&M ..... CLEMON JOHNSON
Florida International ..... RAJA BELL
Florida State ..... THARON MAYES
Florida State ..... MITCHELL WIGGINS
Fordham ..... ED CONLIN
Fresno State ..... RON ANDERSON
Furman ..... FRANK SELVEY
Gardner Webb ..... EDDIE LEE WILKINS
George Washington ..... MIKE BROWN
George Washington ..... JOE HOLUP
Georgetown ..... RAY CORLEY
Georgetown ..... ALLEN IVERSON
Georgetown ..... JAREN JACKSON

SIXERS ALL-TIME ROSTER BY SCHOOL

Georgetown ..... DIKEMBE MUTOMBO
Georgetown ..... HOLLIS THOMPSON
Georgetown ..... HENRY SIMS
Georgetown ..... DAVID WINGATE
Georgia ..... JUMAINE JONES
Georgia Southern ..... MICHAEL CURRY
Georgia Southern ..... PERRY WARBINGTON
Georgia State ..... LANARD COPELAND
Georgia Tech ..... MATT GEIGER
Georgia Tech ..... MATT HARPRING
Georgia Tech ..... ALVIN JONES
Georgia Tech ..... BRIAN OLIVER
Georgia Tech ..... THADDEUS YOUNG
Grambling State ..... BOB HOPKINS
Grant Tech ..... ED LOFGRAN
Guilford ..... LLOYD (WORLD) FREE
Guilford ..... BOB KAUFFMAN
Hampton ..... RICK MAHORN
Hardin Simmons ..... HARVEY CATCHINGS
Hawaii ..... TREVOR RUFFIN
Hawaii ..... RED ROCHA
Hofstra ..... SPEEDY CLAXTON
Holy Cross ..... TOGO PALAZZI
Houston ..... MICHAEL YOUNG
Idaho State ..... STEVE HAYES
Illinois ..... JOHN (RED) KERR
Illinois ..... WALLY OSTERKON
Illinois ..... MIKE PRICE
Illinois ..... DAVE SCHOLZ
Illinois State ..... DOUG COLLINS
Indiana ..... CLARENCE (BUTCH) CARTER
Indiana ..... DICK FARLEY
Indiana ..... GREG GRAHAM
Indiana ..... ALAN HENDERSON
Indiana ..... GEORGE McGINNIS
Indiana ..... TOM VAN ARSDALE
Iona ..... SEAN GREEN
Iona ..... JEFF RULAND
Iowa ..... REGGIE EVANS
Iowa ..... NOBLE JORGENSEN
Iowa ..... GREG STOKES
Iowa State ..... CRAIG BRACKINS
Iowa State ..... JEFF GRAYER
Iowa State ..... JEFF HORNACEK
Jackson H.S. (Queens, NY) ..... LLOYD DANIELS
Kansas ..... BILL BRIDGES
Kansas ..... WILT CHAMBERLAIN
Kansas ..... KEVIN PRITCHARD
Kansas ..... REX WALTERS
Kansas ..... WALT WESLEY
Kansas State ..... DICK KNOSTMAN
Kentucky ..... JODIE MEEKS
Kentucky ..... NAZR MOHAMMED
Kentucky ..... NERLENS NOEL
Kentucky ..... DANIEL ORTON
Kings College (Del.) ..... GEORGE DEMPSEY
La Salle ..... JOE BRYANT
La Salle ..... LARRY CANNON
La Salle ..... KEN DURRETT
La Salle ..... DOUG OVERTON
La Salle ..... STEVEN SMITH
Lamar ..... ADRIAN CALDWELL
LeMoyne ..... DON SAVAGE
Long Beach State ..... LUCIOUS HARRIS
Long Beach State ..... Casper Ware
Long Island University ..... LUTHER GREEN
Louisville ..... FOREST ABLE
Louisville ..... JEROME HARMON
Louisville ..... BOB LOCHMUELLER
Louisville ..... KENNY PAYNE
Louisville ..... DEREK SMITH
Loyola (Chicago) ..... ED EARLE
Loyola (Chicago) ..... MIKE NOVAK
Loyola (La.) ..... LEROY CHOLLET
Loyola Marymount ..... COREY GAINES
LSU ..... STANLEY ROBERTS
LSU ..... JABARI SMITH
Marquette ..... DARIUS JOHNSON-ODOM
Marquette ..... BERNARD TOONE
Marshall ..... HAL GREER
Maryland ..... BEN COLEMAN
Maryland ..... JERRY GREENSPAN
Maryland ..... ALBERT KING
Maryland ..... TONY MASSENBURG
Maryland ..... JOE SMITH
Maryland ..... BARRY YATES
Massachusetts ..... JULIUS ERVING
Massachusetts ..... AL SKINNER
Memphis ..... RODNEY CARNEY
Memphis ..... ADONIS THOMAS
Memphis ..... ELLIOT WILLIAMS
Memphis State ..... VINCENT ASKEW
Memphis State ..... ANDRE TURNER
Miami (Ohio) ..... FRED FOSTER
Miami (Fla.) ..... TIM JAMES
Miami (Fla.) ..... JOHN SALMONS
Michigan ..... RICKEY GREEN
Michigan ..... BOB HARRISON
Michigan ..... SEAN HIGGINS
Michigan ..... TIM McCORMICK
Michigan ..... DARIUS MORRIS
Michigan ..... CHRIS WEBBER
Michigan State ..... TERRY FURLOW
Michigan State ..... JOHN GREEN
Michigan State ..... ANTHONY 'PIG' MILLER
Michigan State ..... RALPH SIMPSON
Michigan State ..... SCOTT SKILES
Michigan State ..... ERIC SNOW

SIXERS ALL-TIME ROSTER BY SCHOOL

Michigan State ..... JAY VINCENT
Middle Tennessee State ..... WARREN KIDD
Minnesota ..... WILLIE BURTON
Minnesota ..... ARCHIE CLARK
Mississippi State ..... BAILEY HOWELL
Mississippi State ..... JEFF MALONE
Mississippi State ..... JARVIS VARNADO
Mississippi Valley State ..... ALFONSO FORD
Missouri ..... KAREEM RUSH
Mt. St. Mary's ..... FRED CARTER
Nebraska ..... DAVE HOPPEN
Nevada Las Vegas ..... ARMON GILLIAM
Nevada Southern ..... JOHN Q. TRAPP
New Mexico ..... KENNY THOMAS
New Mexico State ..... STEVE COLTER
New Orleans ..... RONNIE GRANDISON
New Orleans ..... TONY HARRIS
New York U. ..... JAMES BRASCO
New York U. ..... CAL RAMSEY
New York University ..... DOLPH SCHAYES
Niagara ..... LARRY COSTELLO
Niagara ..... MANNY LEAKS
None ..... AL CERVI
None ..... JOE GRABOSKI
None ..... GEORGE RATKOVICZ
None ..... CONNIE SIMMONS
North Carolina ..... BILLY CUNNINGHAM
North Carolina ..... BOBBY JONES
North Carolina ..... TOM KEARNS
North Carolina ..... GEORGE LYNCH
North Carolina ..... BOB McADOO
North Carolina ..... ERIC MONTROSS
North Carolina ..... LEE SHAFFER II
North Carolina ..... JERRY STACKHOUSE
North Carolina ..... SCOTT WILLIAMS
North Carolina State ..... LORENZO BROWN
North Carolina State ..... CHARLES SHACKLEFORD
Northeastern ..... PERRY MOSS
Northern Illinois ..... Xavier Silas
Notre Dame ..... ELMER BENNETT
Notre Dame ..... RAY CORLEY
Notre Dame ..... MONTY WILLIAMS
Notre Dame ..... ORLANDO WOOLRIDGE
Okaloosa-Walton CC ..... KEDRICK BROWN
Ohio State ..... JIMMY JACKSON
Ohio State ..... Byron Mullens
Ohio State ..... JOE ROBERTS
Ohio State ..... DAVE SORENSON
Ohio State ..... EVAN TURNER
Ohio State ..... HERB WILLIAMS
Oklahoma ..... HARVEY GRANT
Oklahoma State ..... JAMES ANDERSON
Oklahoma State ..... RICHARD DUMAS
Oklahoma State ..... THOMAS JORDAN
Oklahoma State ..... IVAN MCFARLIN
Old Dominion ..... WILSON WASHINGTON
Oral Roberts ..... GREG SUTTON
Oregon ..... JIM BARNETT
Oregon State ..... FRED BOYD
Oregon State ..... MEL COUNTS
Oregon State ..... DAVE GAMBEE
Oregon State ..... SWEDE HALBROOK
Oregon State ..... RED ROCHA
Pan American ..... LUKE JACKSON
Pennsylvania ..... ERNIE BECK
Pennsylvania ..... IRA BOWMAN
Pennsylvania ..... DAVE WOHL
Penn State ..... CALVIN BOOTH
Penn State ..... BOB WEISS
Petersburg H.S. (VA) ..... MOSES MALONE
Pittsburgh ..... VONTEEGO CUMMINGS
Pittsburgh ..... SAM YOUNG
Purdue ..... GLENN ROBINSON
Purdue ..... JIM ROWINSKI
Redcliffe H.S., Australia ..... MARK BRADTKE
Rutgers ..... ROY HINSON
St. Bonaventure ..... FRED CRAWFORD
St. Bonaventure ..... BILLY KENVILLE
St. John's (N.Y.) ..... GERRY CALABRESE
St. John's (N.Y.) ..... LEROY ELLIS
St. John's (N.Y.) ..... ZENDON HAMILTON
St. John's (N.Y.) ..... GEORGE JOHNSON
St. John's (N.Y.) ..... SHELTON JONES
St. John's (N.Y.) ..... FUZZY LEVANE
St. John's (N.Y.) ..... KEVIN LOUGHERY
St. John's (N.Y.) ..... JAYSON WILLIAMS
St. Joseph's ..... CLIFF ANDERSON
St. Joseph's ..... MIKE BANTOM
St. Joseph's ..... STEVE COURTIN
St. Joseph's ..... MATT GUOKAS
St. Louis ..... LARRY HUGHES
St. Mary's (TX) ..... ROBERT REID
San Diego State ..... MICHAEL CAGE
San Francisco ..... ED LOFGRAN
San Francisco ..... MARLON REDMOND
San Francisco ..... FREDDIE SCOLARI
Santa Clara ..... DENNIS AWTREY
Santa Clara ..... BUD OGDEN
Seattle ..... CLINT RICHARDSON
Seton Hall ..... MARK BRYANT
Seton Hall ..... SAMUEL DALEMBERT
Seton Hall ..... JOHNNY MACKNOWSKI
Seton Hall ..... GLENN MOSLEY
Slovenia ..... Primoz Brezec
South Alabama ..... TERRY CATLEDGE
South Alabama ..... DEXTER SHOUSE
South Carolina ..... MIKE DUNLEAVY
South Gwinnett HS ..... LOUIS WILLIAMS
Southern California ..... JOHN BLOCK
Southern California ..... SAM CLANCY

SIXERS ALL-TIME ROSTER BY SCHOOL

Southern California	DEWAYNE DEDMON
Southern California	ALEX HANNUM
Southern California	CLIFF ROBINSON
Southern California	NIK VUCEVIC
Southern Mississippi	JOE COURTNEY
Southern Mississippi	CLARENCE WEATHERSPOON
Southwest Louisiana	ANDREW TONEY
Stanford	PAUL NEUMANN
Stanford	GEORGE YARDLEY III
Syracuse	DAMONE BROWN
Syracuse	MICHAEL CARTER-WIILIAMS
Syracuse	DERRICK COLEMAN
Syracuse	BILLY GABOR
Syracuse	BILLY OWENS
Syracuse	LEO RAUTINS
Temple	Lavoy Allen
Temple	JERRY BASKERVILLE
Temple	WILLIAM CUNNINGHAM
Temple	MARC JACKSON
Temple	OLLIE JOHNSON
Temple	AARON McKIE
Temple	TIM PERRY
Temple	JUAN 'PEPE' SANCHEZ
Tennessee	REGGIE JOHNSON
Tennessee State	DICK BARNETT
Tennessee State	MONTI DAVIS
Tennessee State	TED McCLAIN
Tennessee State	PORTER MERIWETHER
Tennessee State	BEN WARLEY
Tennessee Tech	RON FILIPEK
Tennessee-Chattanooga	RUSS SCHOENE
Texas	JAMES THOMAS
Texas	LA SALLE THOMPSON
Texas	B.J. (BRANDON JOE) TYLER
Texas	ROYAL IVEY
Texas Christian (TCU)	LEE NAILON
Texas Tech	TONY BATTIE
Texas Tech	MARK DAVIS
Toledo	LARRY JONES
Toledo	STEVE MIX
Toledo	JIM RAY
Toledo	PAUL SEYMOUR
Toledo	CASEY SHAW
Trenton State	GREG GRANT
Tulane	JERALD HONEYCUTT
Tulane	PAUL THOMPSON
Tulsa	MICHAEL RUFFIN
UCLA	MATT BARNES
UCLA	HENRY BIBBY
UCLA	DON MacLEAN
UCLA	TREVOR WILSON
UCLA	JRUE HOLIDAY
UCLA	JASON KAPONO
UNLV	LOUIS AMUNDSON
Utah	JERRY CHAMBERS
Utah	TOM CHAMBERS
Utah	ANDRE MILLER
Utah	KEITH VAN HORN
Utah	DANNY VRANES
Utah State	SHALER HALIMON
Vanderbilt	ROD FREEMAN
Vanderbilt	CLYDE LEE
Villanova	MICHAEL BRADLEY
Villanova	LARRY HENNESSY
Villanova	WALI JONES
Villanova	BILLY MELCHIONNI
Villanova	ED PINCKNEY
Villanova	BOB SCHAFER
Villanova	TIM THOMAS
Villanova	JIM WASHINGTON
Villanova	HUBIE WHITE
Virginia	MARC IAVARONI
Virginia Commonwealth	GERALD HENDERSON
Virginia Commonwealth	ERIC MAYNOR
Virginia Tech	ALLAN BRISTOW
Wake Forest	LEN CHAPPELL
Wake Forest	KENNY GREEN
Wake Forest	RODNEY ROGERS
Wake Forest	DARIUS SONGAILA
Washington	SPENCER HAWES
Washington	BOBBY JONES
Washington	TODD MacCULLOCH
Washington	CHRIS WELP
Washington	TONY WROTEN
Washington State	MARK HENDRICKSON
West Texas State	MAURICE CHEEKS
West Virginia State	EARL LLOYD
West Virginia Tech	SEDALE THREATT
Westminster	NOBLE JORGENSEN
Western Carolina	FRANKIE KING
Western Kentucky	FOREST ABLE
Western Kentucky	BOB LAVOY
Western Kentucky	CHUCK OSBORNE
Wichita State	NATE BOWMAN
Winston Salem	JIM REID
Wisconsin	AL HENRY
Wisconsin	WES MATTHEWS
Wofford	JIM NEAL
Wright State	BILL EDWARDS
Wyoming	JOSH DAVIS
Wyoming	ERIC LECKNER
Wyoming	THEO RATLIFF
Xavier (Ohio)	TYRONE HILL
Xavier (Ohio)	LUTHER RACKLEY

SIXERS ALL-TIME ALPHABETICAL ROSTER

★A★

Abdelnaby, Alaa	1	1994-95
Able, Forest	1	1956-57
Allen, Lavoy	3	2011-14
Alston, Derrick	2	1994-96
Amundson, Louis	2	2006-08
Anderson, Cliff	1	1970-71
Anderson, Mitchell	1	1982-83
Anderson, James	1	2013-14
Anderson, Ron	5	1988-93
Ansley, Michael	1	1991-92
Askew, Vincent	1	1987-88
Austin, Isaac	1	1993-94
Awtrey, Dennis	3	1970-73

★B★

Bantom, Mike	1	1981-82
Barkley, Charles	8	1984-92
Barnes, Matt	2	2004-06
Barnett, Dick	2	1959-61
Barnett, Jim	1	1976-77
Barros, Dana	2	1993-95
Baskerville, Jerry	1	1975-76
Battie, Tony	2	2010-12
Beck, Ernie	1	1960-61
Bell, Raja	2	2000-02
Benjamin, Benoit	2	1997-99
Bennett, Elmer	1	1995-96
Bianchi, Al	10	1956-66
Bibby, Henry	4	1976-80
Block, John	1	1972-73
Blount, Corie	1	2001-02
Bol, Manute	4	1990-94
Booth, Calvin	1	2007-08
Bowen, Bruce	1	1999-00
Bowman, Ira	2	1999-00, 2001-02
Boyd, Fred	4	1972-76
Brackins, Craig	2	2010-12
Bradley, Michael	2	2004-06
Bradley, Shawn	3	1993-96
Bradtke, Mark	1	1996-97
Brand, Elton	4	2008-12
Branson, Jesse	1	1965-66
Brasco, James	1	1952-53
Brezec, Primoz	1	2009-10
Bridges, Bill	2	1971-73
Bristow, Allan	2	1973-75
Brooks, Scott	2	1988-90
Brown, Damone	1	2001-02
Brown, Lorenzo	1	2013-14
Brown, Kedrick	1	2004-05
Brown, Kwame	2	2012-14
Brown, Mike	1	1995-96
Bryant, Joe	4	1975-79
Bryant, Mark	1	2002-03
Buckner, Greg	2	2002-04
Buford, Rodney	1	2000-01
Burton, Willie	1	1994-95

★C★

Cable, Barney	2	1959-61
Cage, Michael	1	1996-97
Calabrese, Gerry	2	1950-52
Caldwell, Adrian	1	1996-97
Cannon, Larry	1	1973-74
Carney, Rodney	3	2006-08, 2009-10
Carter, Clarence (Butch)	1	1985-86
Carter, Fred	6	1971-77
Carter-Williams	1	2013-14
Catchings, Harvey	5	1974-79
Catledge, Terry	1	1985-86
Cervi, Al	4	1949-53
Chamberlain, Wilt	4	1964-68
Chambers, Tom	1	1997-98
Chappell, Len	2	1962-64
Cheeks, Maurice	11	1978-89
Chollet, Leroy	2	1949-51
Clark, Archie	4	1968-72
Claxton, Speedy	1	2001-02
Coleman, Ben	2	1987-89
Coleman, Derrick	6	1995-98, 2001-04
Collins, Doug	8	1973-81
Colter, Steve	2	1986-88
Conlin, Ed	4	1955-59
Copeland, Lanard	1	1989-90
Corley, Ray	1	1949-50
Costello, Larry	10	1957-67
Counts, Mel	1	1972-73
Courtin, Steve	1	1964-65
Courtney, Joe	1	1996-97
Crawford, Fred	1	1970-71
Cummings, Terry	1	1997-98
Cumming, Vonteego	1	2001-02
Cunningham, Billy	9	1965-72, 1974-76
Cunningham, William	1	1997-98
Cureton, Earl	3	1980-83
Curry, Michael	1	1993-94

★D★

Dalembert, Samuel	8	2001-10
Daniels, Antonio	1	2010-11
Daniels, Lloyd	1	1994-95
Davies, Brandon	1	2013-14
Davis, Josh	1	2004-05
Davis, Mark	2	1996-98
Davis, Monti	1	1980-81
Dawkins, Darryl	7	1975-82
Dawkins, Johnny	5	1989-94
Dedmon, Dewayne	1	2013-14
Dempsey, George	1	1958-59
Dierking, Connie	5	1958-60, 1963-65, 1970-71
Dumas, Richard	1	1995-96
Dunleavy, Mike	2	1976-78
Durrett, Ken	1	1974-75

★E★

Earle, Ed	1	1953-54
Edwards, Bill	1	1993-94
Edwards, Franklin	3	1981-84
Elie, Mario	1	1990-91
Ellis, Leroy	4	1972-76
Elson, Francisco		2009-10, 2011-12
Erving, Julius	11	1976-87
Evans, Reggie	2	2007-09

★F★

Farley, Dick	2	1954-56
Farmer, Jim	1	1990-91
Filipek, Ron	1	1967-68
Ford, Alfonso	1	1994-95
Foster, Fred	2	1970-72
Free, Lloyd (World)	4	1975-78, 1986-87
Freeman, Rod	1	1973-74
Furlow, Terry	1	1976-77

★G★

Gabor, Billy	6	1949-55
Gai, Deng	1	2005-06
Gaines, Corey	2	1989-90, 1994-95
Gambee, Dave	7	1960-67
Geiger, Matt	4	1998-02
Gilliam, Armen	3	1990-93
Giricek, Gordan	1	2007-08
Gminski, Mike	4	1987-91
Govedarcia, Bato	1	1953-54
Graboski, Joe	1	1961-62
Graham, Greg	3	1993-96
Grant, Greg	3	1991-93, 1995-96
Grant, Harvey	1	1998-99
Grayer, Jeff	1	1994-95
Green, John	2	1967-69
Green, Kenny	2	1985-87
Green, Luther	1	1972-73
Green, Rickey	1	1990-91
Green, Sean	1	1993-94
Green, Willie	7	2003-10
Greenspan, Jerry	2	1963-64
Greer, Hal	15	1958-73
Guokas, Matt	5	1966-71

★H★

Halbrook, Swede	2	1960-62
Halimon, Shaler	1	1968-69
Halliburton, Jeff	1	1972-73
Hamilton, Zendon	1	2003-04
Hannum, Alex	2	1949-51
Harmon, Jerome	1	1994-95
Harpring, Matt	1	2001-02
Harris, Tony	1	1990-91
Harrison, Bob	2	1956-58

SIXERS ALL-TIME ALPHABETICAL ROSTER

★H (cont.)★

Hawes, Spencer	4	2010-14
Hawkins, Hersey	5	1988-93
Hayes, Steve	1	1984-85
Henderson, Alan	1	2006-07
Henderson, David	1	1987-88
Henderson, Gerald	2	1987-89
Hendrickson, Mark	1	1996-97
Hennessy, Larry	1	1956-57
Henry, Al	2	1970-72
Hetzel, Fred	1	1969-70
Heyman, Art	1	1965-66
Higgins, Sean	1	1995-96
Hill, Tyrone	4	1998-01, 2002-03
Hinson, Roy	2	1986-88
Holiday, Justin	1	2012-13
Holiday, Jrue	4	2009-13
Hollins, Lionel	3	1979-82
Holup, Joe	2	1956-58
Honeycutt, Jerald	1	1998-99
Hopkins, Bob	4	1956-60
Hoppen, Dave	2	1990-92
Hornacek, Jeff	2	1992-94
Howell, Bailey	1	1970-71
Hughes, Larry	2	1998-00
Hunter, Steven	2	2005-07

★I★

Iavaroni, Marc	3	1982-85
Iguodala, Andre	8	2004-12
Imhoff, Darrall	2	1968-70
Iverson, Allen	12	1996-07, 2009-10
Ivey, Royal	3	2008-10 2012-13

★J★

Jackson, Jaren	1	1994-95
Jackson, Jimmy	1	1997-98
Jackson, Luke	8	1964-72
Jackson, Marc	2	2003-05
James, Tim	1	2001-02
Jenkins, Charles	1	2012-13
Johnson, Clemon	4	1982-86
Johnson, George	1	1984-85
Johnson, Ollie	2	1980-82
Johnson, Reggie	1	1982-83
Johnson-Odom, Darius	1	2013-14
Jones, Alvin	1	2001-02
Jones, Bobby	8	1978-86
Jones, Bobby	1	2006-07
Jones, Caldwell	6	1976-82
Jones, Charles	1	1983-84
Jones, Jake	1	1971-72
Jones, Jumaine	2	1999-01
Jones, Larry	2	1964-65, 1973-74
Jones, Shelton	1	1988-89
Jones, Wali	7	1965-71, 1975-76
Jordan, Thomas	1	1992-93
Jorgensen, Noble	3	1950-53

★K★

Kapono, Jason	2	2009-11
Kearns, Tom	1	1958-59
Kenville, Billy	3	1953-56
Kerr, John (Red)	11	1954-65
Kidd, Warren	1	1993-94
Kimball, Toby	1	1973-74
King, Albert	1	1987-88
King, Frankie	1	1996-97
King, George Jr.	5	1951-56
Knostman, Dick	1	1953-54
Korver, Kyle	5	2003-07
Kuczenski, Bruce	1	1983-84
Kukoc, Toni	2	1999-01

★L★

Lampley, Jim	1	1986-87
Lang, Andrew	1	1992-93
Lang, Antonio	1	1999-00
Lavoy, Bob	1	1953-54
Leaks, Manny	1	1972-73
Leckner, Eric	1	1993-94
Lee, Clyde	2	1974-76
Levane, Fuzzy	1	1949-50
Lloyd, Earl	6	1952-58
Lloyd, Lewis	1	1989-90
Lochmueller, Bob	1	1952-53
Lofgran, Ed	1	1950-51
Long, Art	1	2002-03
Loughery, Kevin	2	1971-73
Lynch, George	3	1998-01

★M★

MacCulloch, Todd	4	1999-01, 2002-04
Mack, Shelvin	1	2012-13
Macknowski, Johnny	2	1949-51
MacLean, Don	1	1996-97
Mahorn, Rick	3	1989-91, 1998-99
Malone, Jeff	3	1993-96
Malone, Moses	5	1982-86. 1993-94
Marshall, Donyell	1	2008-09
Masino, Al	1	1953-54
Massenburg, Tony	1	1995-96
Matthews, Wes	1	1983-84
Maxwell, Vernon	2	1995-96, 2000-01
May, Don	2	1972-74
Mayes, Tharon	1	1991-92
Maynor, Eric	1	2013-14
McAdoo, Bob	1	1985-86
McCaskill, Amal	1	2003-04
McClain, Ted	1	1977-78
McCormick, Tim	2	1986-88
McFarlin, Ivan	1	2006-07
McGinnis, George	3	1975-78
McKey, Derrick	1	2001-02
McKie, Aaron	8	1997-05
McLeod, Roshown	1	2000-01
McNamara, Mark	3	1982-83, 1986-88
Meeks, Jodie	2	2009-11
Melchionni, Billy	2	1966-68
Meriwether, Porter	1	1962-63
Miller, Andre	3	2006-09
Miller, Anthony	1	2000-01
Mix, Steve	9	1973-82
Mohammed, Nazr	3	1998-01
Money, Eric	2	1978-80
Montross, Eric	1	1997-98
Morris, Darius	1	2013-14
Moultrie, Arnett	2	2012-14
Mosley, Glenn	1	1977-78
Moss, Perry	1	1985-86
Mullens, Byron	1	2013-14
Mutombo, Dikembe	2	2000-02
Myers, Pete	1	1988-89

★N★

Nailon, Lee	1	2005-06
Neal, Jim	1	1953-54
Neumann, Paul	4	1961-65
Nimphius, Kurt	1	1989-90
Nocioni, Andres	1	2010-11
Noel, Nerlens	1	2013-14
Norman, Coniel	2	1974-76
Novak, Mike	1	1953-54
Nunnally, James	1	2013-14

★O★

Ogden, Bud	2	1969-71
Oliver, Brian	2	1990-92
Ollie, Kevin	6	1999-01, 2004-08
Orton, Daniel	1	2013-14
Osborne, Chuck	1	1961-62
Osterkon, Wally	4	1951-55
Overton, Doug	3	1996-99
Owens, Billy	1	1999-00

★P★

Palazzi, Togo	4	1956-60
Pargo, Jeremy	1	2012-13
Parker, Anthony	2	1997-99
Payne, Kenny	4	1989-93
Perry, Tim	4	1992-96
Peterson, Edward	2	1949-51
Pinckney, Ed	1	1995-96
Price, Mike	1	1972-73
Pritchard, Kevin	1	1994-95

★Q, R★

Rackley, Luther	1	1973-74
Ramsey, Cal	1	1960-61
Randolph, Shavlik	3	2005-08
Ratkovicz, George	3	1949-52
Ratliff, Theo	4	1997-01
	1	2008-09
Rautins, Leo	1	1983-84

SIXERS ALL-TIME ALPHABETICAL ROSTER

Ray, Jim	2	1956-57, 1959-60
Raymond, Craig	1	1968-69
Redmond, Marlon	1	1978-79
Reid, Jim	1	1967-68
Reid, Robert	1	1990-91
Rentzias, Efthimios	1	2002-03
Richardson, Clint	6	1979-85
Richardson, Jason	2	2012-14
Roberts, Joe	3	1960-63
Roberts, Stanley	1	1999-00
Robinson, Cliff	3	1986-89
Robinson, Glenn	1	2003-04
Rocha, Red	4	1951-53, 1954-56
Rogers, Rodney	1	2004-05
Rowinski, Jim	1	1988-89
Ruffin, Michael	1	2001-02
Ruffin, Trevor	1	1995-96
Ruland, Jeff	2	1986-87, 1991-92
Rule, Bob	2	1971-73
Rush, Kareem	1	2008-09

★S★

Salmons, John	4	2002-06
Sanchez, Juan (Pepe)	1	2000-01
Satterfield, Kenny	1	2002-03
Savage, Don	2	1951-52, 1956-57
Schafer, Bob	2	1955-57
Schayes, Dolph	16	1948-64
Schlueter, Dale	1	1972-73
Schoene, Russ	1	1982-83
Scholz, Dave	1	1969-70
Scolari, Freddie	1	1950-51
Selvy, Frank	1	1959-60
Seymour, Paul	13	1947-60
Shackleford, Charles	2	1991-93
Shaffer II, Lee	3	1961-64
Shaw, Brian	1	1997-98
Shaw, Casey	1	1998-99
Shouse, Dexter	1	1989-90
Simmons, Connie	1	1954-55
Simpson, Ralph	1	1978-79
Sims, Henry	1	2013-14
Skiles, Scott	1	1995-96
Skinner, Al	2	1978-80
Skinner, Brian	2	2002-03, 2004-05
Smawley, Belus Van	1	1950-51
Smith, Derek	2	1988-90
Smith, Don	1	1974-75
Smith, Jabari	1	2001-02
Smith, Jason	3	2007-10
Smith, Joe	1	1997-98, 2006-07
Smith, Steven	1	2006-07
Snow, Eric	7	1997-04
Songaila, Darius	1	2010-11
Sorenson, Dave	1	1972-73
Spanarkel, Jim	1	1979-80
Speights, Marreese	3	2008-10
Stackhouse, Jerry	3	1995-98
Stewart, Kebu	1	1997-98
Stokes, Greg	1	1985-86
Sutton, Greg	1	1995-96

★T★

Thomas, Adonis	1	2013-14
Thomas, James	1	2005-06
Thomas, Kenny	3	2002-05
Thomas, Tim	2	1997-99
Thompson, Hollis	1	2013-14
Thompson, Paul	1	1985-86
Thompson, La Salle	1	1995-96
Thornton, Bob	3	1987-90
Threatt, Sedale	4	1983-87
Toney, Andrew	8	1980-88
Toone, Bernard	1	1979-80
Trapp, John Q.	1	1972-73
Tschogl, John	1	1974-75
Tucker, Jim	3	1954-57
Turner, Andre	1	1990-91
Turner, Evan	4	2011-14
Tyler, B.J.	1	1994-95

★U, V★

Van Arsdale, Tom	3	1972-75
Van Horn, Keith	1	2002-03
Varnado, Jarvis	1	2013-14
Vincent, Jay	1	1989-90
Vranes, Danny	2	1986-88

★W★

Walker, Chet	7	1962-69
Walters, Rex	3	1995-98
Warbington, Perry	1	1974-75
Ward, Gerry	1	1965-66
Ware, Casper	1	2013-14
Warley, Ben	4	1962-66
Washington, Jim	3	1969-72
Washington, Wilson	1	1977-78
Wayns, Maalik	1	2012-13
Weatherspoon, Clarence	6	1992-98
Webber, Chris	3	2004-07
Weiss, Bob	2	1965-67
Welp, Chris	2	1987-89
Wesley, Walt	1	1974-75
White, Hubie	1	1963-64
Wiggins, Mitchell	1	1991-92
Wilkins, Eddie Lee	1	1992-93
Williams, Elliot	1	2013-14
Williams, Jayson	2	1990-92
Williams, Lou	5	2005-10
Williams, Monty	2	2002-04
Williams, Sam	2	1983-85
Williams, Scott	5	1994-99
Williamson, Corliss	1	2004-05
Wilkins, Damien	1	2012-13
Wilson, George	2	1968-70
Wilson, Trevor	1	1995-96
Wingate, David	3	1986-89
Winters, Voise	1	1985-86
Wohl, Dave	1	1971-72
Wood, Leon	2	1984-86
Woolridge, Orlando	1	1993-94
Wright, Dorell	1	2012-13
Wright, Sharone	2	1994-96
Wroten, Tony	1	2013-14

★X, Y, Z★

Yardley III, George	2	1958-60
Yates, Barry	1	1971-72
Young, Michael	1	1985-86
Youn, Nick	1	2012-13
Young, Thaddeus	6	2007-14

NOTES

>> Back to Table of Contents