

2014-2015 PHOENIX SUNS

MEDIA GUIDE



SUNS 14/15

SEASON SCHEDULE

OCTOBER 2014

SUN	MON	TUES	WED	THUR	FRI	SAT
			1	2	3	4
5	6	7	8 BZL 7PM PRESEASON	9	10 DEN 7PM PRESEASON	11
12	13 @HOU 5PM PRESEASON	14	15	16 SAS 7PM PRESEASON	17	18
19	20	21 @LAL 7PM PRESEASON	22 @LAC 7PM PRESEASON	23	24 @UTA 7PM PRESEASON	25
26	27	28	29 LAL 7PM FSAZ	30	31 SAS 7PM FSAZ	

NOVEMBER 2014

SUN	MON	TUES	WED	THUR	FRI	SAT
						1 @UTA 6PM FSAZ
2	3	4 @LAL 8:30PM FSAZ	5 MEM 7PM FSAZ	6	7 SAC 7PM FSAZ PLUS	8
9 GSW 6PM FSAZ	10	11	12 BKN 7PM FSAZ	13	14 CHA 7PM FSAZ	15 @LAC 8:30PM FSAZ
16	17 @BOS 5:30PM FSAZ	18	19 DET 5:30PM FSAZ	20	21 @PHI 5PM FSAZ	22 @IND 5PM FSAZ
23	24 @TOR 5:30PM FSAZ	25	26 DEN 7PM FSAZ	27	28 @DEN 7PM FSAZ	29
30 ORL 6PM FSAZ						

DECEMBER 2014

SUN	MON	TUES	WED	THUR	FRI	SAT
	1	2 @IND 7PM FSAZ	3	4	5 @DAL 8:30PM FSAZ	6 @HOU 6PM FSAZ PLUS
7	8 @LAC 8:30PM FSAZ	9 MIA 7PM FSAZ	10	11	12 DET 7PM FSAZ	13
14 @OKC 5PM FSAZ	15 MIL 7PM FSAZ	16	17 @CHA 5PM FSAZ	18	19	20 @NYK 11AM FSAZ
21 @WAS 4PM FSAZ	22	23 DAL 7PM FSAZ	24	25	26 @SAC 8PM FSAZ	27
28 @LAL 7:30PM FSAZ	29	30 @NOP 6PM FSAZ	31 @OKC 6PM FSAZ			

JANUARY 2015

SUN	MON	TUES	WED	THUR	FRI	SAT
				1	2 @PHI 7PM FSAZ	3
4 TOR 6PM FSAZ	5	6 @MIL 6PM FSAZ	7 @MIN 7:30PM FSAZ/ESPN	8	9 @SAS 8:30PM FSAZ	10
11 @MEM 5PM FSAZ	12	13 CLE 7PM FSAZ	14	15	16 MIN 7PM FSAZ	17
18	19 LAL 8PM TNT	20	21 POR 7PM FSAZ	22	23 HOU 7PM FSAZ	24
25 LAC 4PM FSAZ	26	27	28 WAS 8:30PM FSAZ/ESPN	29	30 CHI 8:30PM FSAZ/ESPN	31 GSW 8:30PM FSAZ

FEBRUARY 2015

SUN	MON	TUES	WED	THUR	FRI	SAT
1	2 MEM 7PM FSAZ	3	4	5 @POR 8:30PM TNT	6 UTA 7PM FSAZ	7
8 @SAC 7PM FSAZ	9	10 HOU 6PM TNT	11	12	13 FAM-Star FSAZ	14 FAM-Star FSAZ
15 FAM-Star FSAZ	16	17	18	19	20 @MIN 6PM FSAZ	21 @CHI 6PM FSAZ/NEA TV
22	23 BOS 7PM FSAZ PLUS	24	25 DEN 7PM FSAZ	26 OKC 8:30PM TNT	27	28 SAS 7PM FSAZ/NEA TV

MARCH 2015

SUN	MON	TUES	WED	THUR	FRI	SAT
1	2 @MIA 5:30PM FSAZ/NEA TV	3	4 @ORL 5PM FSAZ	5	6 @BKN 5:30PM FSAZ	7 @CLE 5:30PM FSAZ/NEA TV
8	9 GSW 7PM FSAZ	10	11 MIN 7PM FSAZ	12	13 ATL 7PM FSAZ	14
15 NYK 6PM FSAZ/NEA TV	16	17	18	19 NOP 7PM FSAZ	20	21 @HOU 5PM FSAZ
22 DAL 6PM FSAZ	23	24	25 SAC 7PM FSAZ	26	27 POR 7PM FSAZ	28
29 OKC 6PM FSAZ/NEA TV	30 @POR 7PM FSAZ/NEA TV	31				

APRIL 2015

SUN	MON	TUES	WED	THUR	FRI	SAT
			1	2 @GSW 7:30PM TNT	3	4 UTA 7PM FSAZ
5	6	7 @ATL 4:30PM FSAZ	8 @DAL 6:30PM FSAZ/ESPN	9	10 @NOP 5PM FSAZ	11
12 @SAS 4PM FSAZ	13	14 LAC 7:30PM TNT	15	16	17	18

HOME GAMES **AWAY GAMES**

*GAME MAY BEGIN ON FSAZ PLUS, BEFORE MOVING TO FSAZ.



PRESENTED BY
CASINO ARIZONA
TALKING STICK RESORT

SUNS.COM / 602.379.SUNS

Table of Contents

MEDIA

- 2 Media Information
- 3 Media Directory
- 4 NBA 2014-15 Key Dates

PERSONNEL

- 6-7 Team Directory
- 8 Robert Sarver
- 10 Sam Garvin
- 11 Jason Rowley
- 12 Lon Babby
- 13-14 Executive Team
- 15-20 Front Office Staff
- 21 The Gorilla/Suns Dancers
- 22-25 Suns Broadcasting
- 26 Ryan McDonough
- 27 Basketball Operations Staff
- 28 Jeff Hornacek
- 29-32 Coaching Staff

PLAYERS

- 34-62 Player Bios
- 63 Roster/Pronunciation Guide
- 64-66 Ring of Honor

2013-14 IN REVIEW

- 68 NBA Standings/Playoff Results
- 69 NBA Team Statistics
- 70 NBA Award Winners
- 71 Suns Final Statistics
- 72-73 Suns Game-by-Game Results
- 74-75 Key Dates
- 76-77 Suns Miscellaneous Statistics
- 77 Games Missed Due to Injury
- 78 Team Highs and Lows

RECORDS

- 80-82 Suns Individual Records
- 82-84 Suns Team Records – Highs
- 84-85 Suns Team Records – Lows

RECORDS (continued)

- 86 Suns Top Nights
- 87-88 Opponents Individual Records
- 89-90 Opponents Team Records – Highs
- 91 Opponents Team Records – Lows
- 92 Opponents Top Nights
- 93-100 Phoenix Arena Records
- 101 Regular Season Records
- 102 Career Regular Season Leaders
- 103-105 Year-by-Year Leaders
- 106-109 Record Breakdowns
- 110-111 Streaks and Extremes
- 112-113 Suns Honor Roll
- 114 Coaches Records
- 115-116 Attendance Records

HISTORY

- 118-119 A Fantastic Story
- 120-211 Year-by-Year Results
- 212-247 All-Time Roster
- 248-258 Year-by-Year Transactions
- 259-263 Draft History

PLAYOFFS

- 266-272 All-Time Playoff Results
- 273 Suns Career Playoff Leaders
- 274-275 Suns Playoff Records
- 276-277 Opponent Playoff Records
- 278 All-Time Playoff Breakdown

OPPONENTS

- 280 NBA Offices
- 281 NBA D-League/Bakersfield Jam
- 282-339 NBA Teams

COMMUNITY RELATIONS/USAC

- 340-341 Suns Community Relations
- 342 NBA Cares/NBA Officiating Staff
- 343-344 US Airways Center

Executive Editor: Julie Fie

Editor: Cole Mickelson

Associate Editors: DC Headley, Lori Cook

Printing by Prisma Graphic

Layout by Page One Productions, Inc.

Photography by Barry Gossage, P.A. Molumby, NBA Photos and file photos

Special thanks to: Bob Sertich, Tyler Sumrok, Angela Woods, Maria Madrid Reed, Elias Sports Bureau

All NBA and team insignias depicted in this publication are the property of NBA Properties, Inc. and the respective teams of the NBA and may not be reproduced for commercial purposes without the prior written consent of NBA Properties, Inc. The information contained in this publication was compiled by the Phoenix Suns and is provided as a courtesy to the press and our fans and may be used only for personal or editorial purposes. Any commercial use of this information is prohibited without the prior written consent of the Phoenix Suns.

Media Information

As the Phoenix Suns welcome the beginning of their 47th NBA season, the 2014-15 campaign is sure to provide many exciting moments. Entering the club's 23rd season of basketball action at US Airways Center, the arena remains one of the most accessible in the league. In an effort to continue the Suns tradition of providing the best professional working environment, please note the following guidelines.

Media credentials are issued to working media only. All season and single-game credential holders should enter through the northeast entrance off 3rd Street and Jefferson. Media will call opens two and one-half hours prior to the game. All credentials are non-transferable, and any unauthorized use will subject bearer to ejection from the US Airways Center and confiscation of the pass. **A photo identification will be required to pick up your credential.**

Individual game credentials should be requested through the Suns' Basketball Communications department (phone: (602) 379-7960) a minimum of 36 hours prior to game time or by noon Friday for all Saturday, Sunday and Monday contests. Passes will not be issued on game day. Only requests confirmed via phone or e-mail by the Basketball Communications department will be honored.

Credentials are good for admittance to the arena, media room and both locker rooms. Both the Suns and visiting locker rooms will be open 75 minutes before tip-off until 45 minutes before the game and then again 15 minutes after the game. Coach Hornacek's post-game press conference starts approximately 10 minutes after the game. Your cooperation is asked in maintaining a working atmosphere. Absolutely NO autographs allowed during media access periods and NO cell phone use is allowed in the locker room.

Photo credentials should be requested a minimum of 72 hours in advance of the requested game and are now subject to approval by the NBA league office. It is club and NBA policy NOT to allow freelance photographers access. No ENG cameras except live television cameras, NBAE cameras, in-arena cameras and the team videographer will be permitted on the baselines. ALL photographers must have an armband in order to gain floor access for pregame, halftime and postgame purposes. The armbands can be obtained at the media will call check in.

Several communal telephones will be provided, but if you should need a designated phone for your own use, it should be ordered through Kevin Pires at the US Airways Center (602) 379-2094. The Suns provide wireless service both courtside and in the working press room. A password to access the wireless service should be obtained from our game night staff in the working press room.

Parking is available at the Chase Field parking lot just south of 4th St. and Jackson.

It is our sincere hope that this outline of procedures and guidelines will assist you in your coverage of the National Basketball Association at the US Airways Center. Please call the Basketball Communications department if you need additional assistance.



Julie Fie
Vice President
(602) 379-7916
jfie@suns.com



DC Headley
Manager
(602) 379-7960
dcheadley@suns.com



Cole Mickelson
Manager
(602) 379-7662
cmickelson@suns.com



Lori Cook
Assistant to VP
(602) 379-7920
lcook@suns.com

Media Directory



Paul Coro
Arizona Republic

NEWSPAPERS

The Arizona Republic/AZ Central Sports

200 E. Van Buren, Phoenix, AZ 85004
(602) 444-8641, FAX (602) 444-8686
Paul Coro (beat)
Dan Bickley, Paola Boivin,
Bob Young (columnists)
Zach Buchanan, Doug Haller (writer)
Mark Faller (sports editor)
Jay Dieffenbach (asst. sports editor)

Arizona Daily Star

4850 S. Park Ave., Tucson, AZ 85719
(520) 573-4145, FAX (520) 573-4149
Patrick Finley (writer)
Greg Hansen (columnist)
Shannon Conner (sports editor)

WIRE SERVICES

Associated Press

1850 N. Central Ave., #640, Phoenix, AZ 85004
(602) 258-8934, FAX (602) 254-9573
Bob Baum, John Marshall,
Jonathan Datton (writers)

WEBSITES

BrightSideoftheSun.com/SB Nation

Dave King (managing editor)
Jim Coughenour, Kris Habbas,
Sean Sullivan (writers)

ESPN Insider/TrueHoop TV

Amin Elhassan (analyst)

FOX Sports Arizona

Randy Hill (writer)

ValleyoftheSuns.com/Sports Illustrated, FanSided Network

Kevin Zimmerman (lead reporter/editor)
Jeffrey Sanders, Eric Saar (writers)

TEAM BROADCASTERS

Arizona Sports 98.7 FM – Flagship

201 E. Jefferson St., Phoenix, AZ 85004
(602) 379-7900
Al McCoy (play-by-play)
Tim Kempton (color)
Jon Bloom (pre/postgame host)

FOX Sports Arizona Television

201 E. Jefferson St., Phoenix, AZ 85004
(602) 257-8911
Steve Albert (play-by-play)
Eddie Johnson, Ann Meyers Drysdale (color)
Dan Siekmann (VP, Broadcasting)
Bob Adthoch (executive producer)
David Hughes (senior producer)
Marc Goldberg (pregame producer)
Tom Chambers, Tom Leander
(pregame/halftime hosts)
Kevin Ray (sideline reporter)

KSUN 1400 AM (Spanish)

714 N. 3rd St., Phoenix, AZ 85004
(602) 252-0030
Ivan Valenzuela (play-by-play)
Gerardo Romo (color)

RADIO

Arizona Sports 98.7 FM

7740 N. 16th St., Phoenix, AZ 85020
(602) 274-6200
Ryan Hatch (program director)
Jon Bloom (pre/postgame host)
Dan Bickley, Dave Burns, Doug Franz,
John Gambadoro, Vince Marotta,
Ron Wolfley (show hosts)
Craig Grialou, Kyndra de St. Aubin (reporters)
Ryan Lindsay (Executive Producer)
Jordan Byrd, Bryan Gibberman,
Tiffany Witt (producers)

Fox Sports 910 AM KGME

4686 E. Van Buren St., Phoenix, AZ 85008
(602) 374-6000
Neil Larrimore (program director)
Crash Gladys, Jody Oehler, Mike Jurecki,
Kenny Sargent (show hosts)
Mike Bauer (producer)

NBC Sports 1060 AM KDUS

1900 W. Carmen, Tempe, AZ 85283
(480) 838-0400
Bob Kemp, Dan Manucci,
Mike Muraco (show hosts)
Rich Gray, Veronica Padilla (reporters)
Shawn Crespin (producer)

ARIZONA NEWS RADIO NETWORK

14605 N. Airport Dr., Ste. 365
Scottsdale, AZ 85260
(480) 998-2037
George Tanner, Jeff Scott (reporters)

KFYI 550 AM

4686 E. Van Buren St., Phoenix, AZ 85008
(602) 374-6000
Paul Hansen (reporter)

TELEVISION

FOX Sports Arizona

455 N. 3rd St., #290, Phoenix, AZ 85004
(602) 257-9500, FAX (602) 251-8997
Jody Jackson, Todd Walsh (reporters)
Josh Kelman, Tom Elsner (producers)

KNXV-TV (ABC, Ch. 15)

515 N. 44th St., Phoenix, AZ 85008
(602) 273-1500, FAX (602) 685-6363
Craig Fouhy (director/anchor)
Paul Calvisi (reporter)
Shannon Richards (producer)

KPHO-TV (CBS, Ch. 5)

4016 N. Black Canyon, Phoenix, AZ 85017
(602) 650-0775, FAX (602) 650-0761
Mark McClune, Joe Pequeno (anchors/reporters)
Carlos Baca (producer)

KPNX-TV (NBC, Ch. 12)/AZ Central Sports

200 E. Van Buren St., Phoenix, AZ 85004
(602) 444-1230, FAX (602) 444-8686
Jeff Schneider (director)
Bruce Cooper (anchor/reporter)
Todd Kelly (coordinating producer)
Chris Peterson (producer/photographer)

KSAS-TV (FOX, Ch. 10)

511 W. Adams, Phoenix, AZ 85003
(602) 262-5124, FAX (602) 262-0435
Jude LaCava (director/anchor)
Gayle Jansen, Richard Saenz (reporters)
Chris Katsaras (executive producer)
Jeff Lake, Mark Malerich (producers)

KTVK-TV (Ind., Ch. 3)

5555 N. 7th Ave., Phoenix, AZ 85013
(602) 207-3476, FAX (602) 207-3415
Tim Ring (director/anchor)
Tyler Baldwin (anchor/reporter)

TELEMUNDO, KTAZ, TV 39

4625 S. 33rd Pl., Phoenix, AZ 85040
(602) 648-3902
Patricia Batres (reporter)

UNIVISION, KTVW, TV 33

6006 S. 30th St., Phoenix, AZ 85042
(602) 232-3500
Felipe Corral (director/reporter)

TUCSON TELEVISION

KGUN-TV (ABC, Ch. 9)

7280 Rosewood St., Tucson, AZ 85710
(520) 722-5486, FAX (520) 733-7062
Jason Barr (director)
Kayla Anderson (reporter)

KOLD-TV (CBS, Ch. 13)

7831 N. Business Park Dr., Tucson, AZ 85743
(520) 744-6397, FAX (520) 744-5235
Damien Alameda (director)
Dave Cooney (weekend)
David Kelly (reporter)


KVOA-TV (NBC, Ch. 4)

209 W. Elm, Tucson, AZ 85743
(520) 624-2477, FAX (520) 884-4644
Paul Cicala (director)



NBA 2014-15 Key Dates

October 27	Rosters set for Opening Day (2 p.m. Phoenix time)
October 28	2014-15 Season Tips Off
January 5	10-day Contracts can now be signed
January 10	All Contracts are guaranteed for remainder of the season
February 13-15	2015 NBA All-Star (Brooklyn and New York)
February 19	2015 NBA Trade Deadline (1 p.m. Phoenix time)
April 8-11	Portsmouth Invitational Tournament (Portsmouth, VA)
April 15	Regular Season ends
April 18	2014 NBA Playoffs begin
April 26	NBA Draft Early Entry Eligibility Deadline (8:59 p.m. Phoenix time)
May 4 or 5	Conference Semifinals begin
May 19	2015 NBA Draft Lottery
May 19 or 20	Conference Finals begin
June 4	The Finals begin
June 15	NBA Draft Early Entry Withdrawal Deadline (2 p.m. Phoenix time)
June 25	2015 NBA Draft



Team Directory

OWNERSHIP

Managing Partner: Robert Sarver
Vice Chairman: Andrew Kohlberg
Vice Chairman: Jahn Najafi
Vice Chairman: Sam Garvin

EXECUTIVE TEAM

President: Jason Rowley
President, Basketball Operations: Lon Babby
Executive Vice President, Finance & Administration: Jim Pitman
Sr. Executive Vice President: Harvey Shank
General Manager, Sports & Entertainment Services
& Sr. VP, Ticket Operations: Ralph Marchetta
Sr. Vice President, Marketing Partnerships: Matt Wright
Sr. Vice President, Chief Sales Officer: Nic Barlage
Sr. Vice President, Communications & Public Affairs: Maria Baier
General Counsel: Melissa Goldenberg
Vice President, Business Planning & Basketball Analytics: Zaheer Benjamin
Vice President, Chief Information Technologist: Steve Reese
Vice President, Human Resources: Karen Rausch
Vice President, Marketing: Nina Daily

ADMINISTRATIVE STAFF/EXECUTIVE STAFF

Exec. Asst. to the Managing Partner, President, Basketball Operations, & General Manager: Jacque Alonzo
Executive Assistant to the Vice Chairman, President and Sr. VP, Communications & Public Affairs: Gloria Santa Cruz
Executive Assistant: Nancy Hann
Suns Receptionists: Ceola Coaston, Jan Forshee
Manager, Administrative Services: Gerri Sandy
Staff Assistant: Jay Shelley

BASKETBALL COMMUNICATIONS

Vice President, Basketball Communications: Julie Fie
Basketball Communications Managers: DC Headley, Cole Mickelson
Administrative Assistant to VP of Basketball Communications: Lori Cook

BASKETBALL OPERATIONS

President, Basketball Operations: Lon Babby
General Manager: Ryan McDonough
Assistant General Managers: Trevor Bukstein, Pat Connelly
Head Coach: Jeff Hornacek
Assistant Coaches: Jerry Sichting, Mike Longabardi, Kenny Gattison, Mark West
Director, Player Personnel: John Treloar
Director, Team Security: Charles Bayfield
Assistant Director, Team Security: Anthony Neely
Team Services Coordinator/ Player Liaison: Joyce Ponder
Basketball Operations Coordinator: Louis Lehman
Player Development Coach: Corey Gaines
Player Development Coach: Irving Roland
Advance Scout: Scott Vaughan
Scouts: Bubba Burrage, Ronnie Lester, John Shumate
International Scout: Emilio Kovačić
Video Coordinator: Bret Burchard
Assistant Video Coordinator: Ross Geiger
Assistant Video Coordinator/Player Development Assistant: Chris Darnell
VP, Athlete Care/Head Athletic Trainer: Aaron Nelson
Athletic Trainer/Head Strength & Conditioning Coach: Mike Elliott
Assistant Athletic Trainer/Rehabilitation Coordinator: Tom Maystadt
Athletic Trainer/Performance & Recovery Specialist: Adam Annaccone
Equipment Manager: Jay Gaspar
Assistant Equipment Manager: Eric Hallman
Basketball Operations Intern: Tori Miller

BASKETBALL MEDICAL STAFF

Head Team Physician (Orthopedist): Dr. Tom Carter
Team Physician (Internal Medicine): Dr. Tom Fiel
Cardiologist: Dr. Tim Byrne

Chiropractor: Dr. Monte Hessler
Dentist: Dr. John Badolato
Dermatologist: Dr. William Ko
Ophthalmologist: Dr. Jay Schwartz
Otolaryngology (ENT): Dr. Ryan Rehl
Podiatrist: Dr. Ryan Golub
Surgeon: Dr. V "Bob" Evani
Sports Counselor: Jay McCoy

ANALYTICS

Vice President, Business Planning & Basketball Analytics: Zaheer Benjamin
Managers, Analytics: Ken Borkan, Edward Kendralla, Jake Loos
Reporting Analyst: Thomas Dialynas

COMMUNITY RELATIONS

Director, Community Relations: Chris Mallory
Community Relations Manager: Meredith Painter
Community Relations Coordinator: April Johnson
Mascot Coordinator: Justin Bailey & Robert Woolf
Program Director, Jr. Suns/Jr. Mercury: Mark Greter
Community Ambassador: Steven Hunter

FINANCE

Vice President, Finance: Aaron Jerz
Sr. Director, Payroll Services: Sheila Yammer
Assistant Controller: Andrew Anthony
Accounts Payable Manager: Bridget Black
Accounts Receivable Manager: Debbie Gelvin
Payroll Accounting Coordinator: Anna Heffron
Payroll Specialists: Terri Galloway, Aaron Prestwood
Sr. Accountant: Jed Richmond
Payroll Accounting and Tax Analyst: Lisa Leung
Accounting Clerk: Jennifer Grant

GAME ENTERTAINMENT

Vice President, Game Entertainment: Kip Helt
Game Entertainment Manager: Shaun Stanhbel
Game Entertainment Coordinator: Steve Friesen
Suns Dancers Manager: Sumer Meyer
SunsVision Producers: Kevin Bonham, Martin Flores, Steven Mitchell

HUMAN RESOURCES

Vice President, Human Resources: Karen Rausch
Human Resources Manager: Dianne Tillman
Human Resources Consultant: Rachael Hanania
Benefits Coordinator: Jason Viken
Human Resources Coordinator: Jennifer Degasis

INFORMATION TECHNOLOGY

Vice President and Chief Information Officer: Steve Reese
Director, Information Technology: Paul Scott
Database Administrator: Rick Garcia
Network and Systems Administrator: Sean Persons
Help Desk Manager/Administrative Support: Michelle Cassata
User Support Technician: Kevin Pires
Desktop Support Specialist: Joseph Salas

LEGAL

General Counsel: Melissa Goldenberg
Sr. Paralegal & Contract Manager: Melissa Flores

MARKETING

Vice President, Nina Daily
Sr. Marketing Manager: Aaron Kusch
Marketing Manager: Jermaine Walton
Hispanic Marketing Manager: Vianey Celestino
Merchandising Manager: Dove Mittelman
Event Planning Manager: Ashley Silva
Assistant Marketing Manager: Allie Dicken
Marketing Coordinator: Forrest Gmitro
Director, Creative Design: Angela Woods

Creative Design Manager: Cheyenne Lopez
 Senior Graphic Designer: Derrick Reed
 Graphic Designers: Jessie Kavana, Maria Madrid-Reed, Emily Schramm
 Creative Coordinator/Jr. Designer: Jennifer Corn

MARKETING PARTNERSHIPS

Sr. Vice President, Marketing Partnerships: Matt Wright
 Vice President, Sales and Activation: Dan Costello
 Vice President, Sales and Operations: Carlissa Henry
 Sr. Director of Activation: Doug Chisholm
 Sr. Account Executive: Kristin Boston
 Premium Partnerships Activation & Services Manager: Nicole Strunks
 Director of Business Development: Zach Sebastian
 Director of Operations & Research: Blake Holmes
 Business Development Coordinator: Chris Antonious
 Sr. Activation Managers: Jorge Aguirre, Amber Pensky
 Activation Managers: Brennan Hickey, Kyra Joiner, Nick Long,
 Nicole Taylor
 Traffic Manager: Benicia Thompson
 Accounting Manager: Sandra Vega
 Administrative Assistant to the Sr. VP: Courtney Parks

PHOENIX SUNS CHARITIES

Executive Director: Robin Milne
 Director, Suns Charities: Sarah Krahenbuhl
 Coordinator, Suns Charities: Maggie Cortez

PUBLIC RELATIONS

Public Relations Director: Casey Taggatz
 Public Relations Manager: Rebecca Clark
 Public Relations Coordinators: Kelsey Dickerson, Kandace Hurdle

SALES & GUEST EXPERIENCE

Sr. Vice President, Chief Sales Officer: Nic Barlage
 Vice President, Sales and Service: Apple
 Manager of Sales, Digital and Marketing Operations: Jackie Bryant
 Sales and Service Coordinator: Courtney Giovanni
 Vice President, Premium Sales: Geoff Budoff
 Director, Premium Sales and Service: Jason McGuinness
 Sr. Premium Experience Manager: Melissa Fender
 Account Manager, Premium Experience: Michael Pettit
 Account Executive, Premium Sales: Graham Greytak, Chris Majerchin,
 Chelsea Steltenpohl
 Director, Membership Sales: Jordan Lopez
 Team Lead, Membership Sales: Kelly Wilson
 Sr. Account Executive, Membership Sales: Zach McMurray
 Account Executives, Membership Sales: Spencer Cherney, Brittane
 Johnson, Alex Liggins, Danielle Page, Don Vedeon
 Manager, New Business Development: Josh Belkoff
 Sales Consultants, New Business Team: Elizabeth Baker, Michael
 Basist, Alex Black, Chad Butler, Ashley Cheatham, Colby Eason,
 Audrey Glass, Lucy Grimm, Matthew Hittinger, Mariah Martin,
 Michaela Ostronic, Lindsay Seemann
 Director, Membership Experience: Eric Little
 Membership Experience Specialists: Chris Baugh, Brandon Boyle,
 Andrew Danaher, Walter Mannino, Chris Moran, Michael Signoracci,
 Jeremy Weber
 Director, Group Sales: Joe Rugo
 Manager, Group Sales and Youth Sports: Matt Audibert
 Account Executives, Group Sales: Ramond Calvert, Terrell Graham,
 Megan Hinde, Jeff Luczak, Noah Moquin, Andrew Morrison,
 Mark Ruby, Andrew Wade, Stacey Yin

SUNS DIGITAL

Vice President, Digital: Jeramie McPeck
 Digital Director: Dan Hilton
 Digital Manager: Greg Esposito
 Digital Content Producer: Brad Faye
 Digital Reporter: Matt Petersen
 Digital Content Editor: Ben York
 Digital Video Producer: Shawn Deloney
 Digital Creative Specialist: Arvind Navaratnasingham
 Digital Image Coordinator: Andre Zannis
 Digital Archivist: Ryan Wolf

SUNS PRODUCTIONS

Vice President, Broadcast Productions: Dan Siekmann
 Executive Producer: Bob Adlthoch
 Chief Engineer: Roger Dunn
 Sr. Producers: Marc Goldberg, David Hughes
 Creative Producer: Nick Williams
 Pre-Game Show Producer: Paden Wigness
 Sr. Videographer: David Granatstein
 Videographer: Robert Weinert
 Editor: Tommy Arguelles

TELEVISION

Play-by-Play: Steve Albert
 Studio Hosts: Tom Chambers, Tom Leander
 Color Analysts: Eddie Johnson, Ann Meyers Drysdale

RADIO

Arizona Sports 98.7 FM, Play-by-Play: Al McCoy
 Color Analyst: Tim Kempton
 KSUN 1400 AM (Spanish), Play-by-Play: Ivan Valenzuela, Gerardo Romo
 Color Analyst: Arturo Ochoa

US Airways Center

ARENA OPERATIONS

Vice President, Facility Management: Alvan Adams
 Director, Event Booking: Nick Vaerewyck
 Chief Engineer: Jerry Medina
 Director, Audio/Video Technology: Jason Selner
 Audio/Video Engineers: Steve Anderson, Rob Hart, Paul Wolfe
 Administrative Assistant, Engineering: Terri Ferguson
 Director, Event Operations: Jim Bochenek
 Assistant Director, Event Management: Sarah Schock
 Assistant Director, Event Services: Emily Holden
 Sr. Event Manager: Jennifer Patel
 Event Operations Assistant: Rachel Baudhuin
 Event Services Administrator: Ashley Mercereau
 Disability Services Manager: Nanette Bowles
 Director, Guest Experience: Alisa Smith
 Suite Services Manager: Trent Dutry
 Director, Security: Jon Bloom
 Security Event Coordinator: Mark Posey
 Security Event Coordinator: Paul Schnaerts
 Safety & Security Administrator: Francoise Chisholm
 Director, Traffic Support Services: Norwood "Woody" Browder
 Assistant Director, Traffic Support Services: JD Hanna
 Lead Traffic Support Services Officer: Veronica Aguilera
 Mail Center Manager: David Case
 Mail Center Technicians: Alex Dangmuk, Jesse Echavarría

TICKET OPERATIONS

Director, Ticket Operations: Daren Mitch
 Assistant Director, Ticket Operations: Jason Sanchez
 Assistant Director, Suns Ticketing: Jeff Marcussen
 Assistant Director, Sports Ticketing: Adam Somers
 Assistant Director, Arena Ticketing: Sean Stilwell
 Season Ticket Account Manager: Esther Wojtulewicz
 Ticket Office Coordinator: Bob Rodriguez
 Arena Ticket Manager: Aaron Rideau
 Assistant Ticket Managers: Daniel Serna, Wende Barr
 Ticket Office Accounting Supervisor: Paulene Tullie
 Accounting Clerk, Ticket Office: Julieta Serna
 Data Specialist: Stephanie Ostos

OTHER INFORMATION

Home Court: US Airways Center (18,055), opened 1992
 Address: 201 E. Jefferson Street, Phoenix, AZ 85004
 Game Times: 7 p.m., 6 p.m. on Sundays (most games)
 Team Colors: Purple, Orange, Black, Gray & Yellow
 Ticket Office: (602) 379-7867
 Executive Office: (602) 379-7900
 Executive Office FAX: (602) 379-7990
 Basketball Communications: (602) 379-7920
 Basketball Communications FAX: (602) 379-7908
 Business Communications: (602) 379-7915
 US Airways Center Executive Office: (602) 379-2000
 Internet E-Mail Addresses: (first initial, last name@suns.com)

Game Night Personnel

NBA Photos: Barry Gossage
 NBA Photos Assistants: Anthony Gonzales, P.A. Molumby
 Official Scorer: Jerry Heck
 Official Timer: Dana Smith
 24-Second Clock Operator: Mike Orcutt
 Scoreboard Operators: Doug King, Rick Showers
 Director, Statistical IDS: Ron Amstutz
 Statistics Crew: Floyd Agosta, Tyler Barton, Brian Hill,
 Jeff Hosterman, Bob Lindquist
 Broadcast Statisticians: Michael Brenner, Jim Brewer,
 Eric Hodgson, Jeff Stanlis
 Press Room Host: Marcy Cookman
 Game Night Assistants: Troy Amstutz, Jordan Armstrong,
 Aimee Dulebohn, Sue Laskovsky, Blake Walker, Jacob Withee

Robert Sarver

Managing Partner



Robert Sarver is the managing partner of Arizona's original sports franchise. In addition, the Arizona native and Valley resident is a successful businessman and a committed philanthropist, husband and father with a lifelong passion for basketball, the Suns, the state of Arizona, and – above all – winning.

THE OWNER

As an 8-year-old boy, Robert Sarver attended his first Phoenix Suns basketball game after receiving tickets as a birthday gift from Donald Diamond, one of the franchise's original owners. Thirty-five years later in 2004, Sarver became the majority owner of one of the NBA's model franchises, assembling a group of investors that purchased the Suns, the WNBA's Phoenix Mercury, and the operating rights to US Airways Center.

In ten years under Sarver's leadership, the Suns have enjoyed virtually unparalleled success on the court. Phoenix owns the fourth-best record in the NBA since the start of the 2004-05 season (478-326, .595). His tenure includes three appearances in the Western Conference Finals and two of the three 60-win seasons in the franchise's 46-year history.

Sarver's passion for winning extends beyond the men's game. His commitment to the WNBA in Phoenix has resulted in the Mercury winning three league championships in 2007, 2009 and 2014, with the team winning a WNBA-record 29 games in the 2014 regular season. The Mercury have made six Western Conference Finals appearances in the last eight seasons. Over the last ten seasons, the Mercury's record of 185-155 ranks it fifth in the league.

Guided by his stated mission, the Suns and Mercury organizations are industry leaders in business innovation and community outreach and involvement.

Sarver is a member of the NBA's Board of Governors, Advisory Finance Committee, and Audit and Compensation Committee.

THE BUSINESSMAN

Sarver is the Chairman and CEO of Western Alliance Bancorporation, which has over \$10 billion in assets. Western Alliance is the largest financial institution headquartered in Arizona. The bank continues to be one of the most active business lenders in Arizona.

Sarver is the co-founder of Southwest Value Partners, a 25-year-old real estate investment fund. He has served as a director of SkyWest Airlines since 2000 and Phoenix-based Meritage Corporation since 1996.

THE PHILANTHROPIST

Sarver's philanthropic efforts focus not simply on worthy causes but also giving back to Arizona and its local communities, both through Phoenix Suns Charities and his and his wife's own personal contributions.

Under Sarver's leadership, The Suns and Phoenix Suns Charities have given almost \$15 million in donations to local non-profits. And, most notably, Sarver has spear-headed SunsCentral, the team's 'adoption' of an inner-city high school in an effort to dramatically affect the graduation rate of the neighborhood school.

Among his proudest accomplishments, Sarver helped to build the Sarver Heart Center at the University of Arizona in memory of his late father, who was among the first to undergo heart bypass surgery. The center is composed of more than 150 physicians and scientists and aims to prevent and cure cardiovascular diseases through the three pillars of research, education and patient care. Pioneering doctors at the center have spearheaded the development of the SynCardia temporary Total Artificial Heart, an award-winning project that became the world's first and only total artificial heart to win FDA approval as a bridge to human heart transplant in patients near death from heart failure.

Doctors and researchers at the center developed a hands-only CPR method called Continuous Chest Compression CPR that more than doubles a person's chance of surviving cardiac arrest. This method was adopted by the American Heart Association and is now internationally recognized. In addition to a focus on resuscitation science, the center focuses on stroke research, heart disease in women, sudden cardiac death, minority-specific cardiovascular problems, and electrophysiology.

The Sarvers were also instrumental in helping to build the Children's Museum of Phoenix, located in downtown Phoenix. A \$1 million donation from the Penny and Robert Sarver Charitable Foundation aided in the completion of the 70,000-square-foot facility.

Sarver is on the board of directors for the Weil Foundation, established by Dr. Andrew Weil, an internationally recognized leader in integrative medicine.

THE PERSON

Sarver is a 1979 graduate of Sabino High School in Tucson and a 1982 graduate of the University of Arizona. Sarver earned his bachelor's degree in business administration, and became a certified public accountant in 1983.

Sarver and wife Penny have three sons, Max, Jake and Zach. On their first date, Robert invited Penny to watch the NCAA Men's Basketball Tournament at his house. Sarver is a "soccer dad," who can regularly be found at one of his three boys' soccer games.

NBA'S BEST WINNING PERCENTAGES

ALL-TIME		DURING ROBERT SARVER'S OWNERSHIP (2004-14)	
LAKERS	.614 (66 seasons)	SPURS	571-233 (.710)
SPURS	.614 (38 seasons)	MAVS	524-280 (.652)
CELTICS	.590 (68 seasons)	HEAT	484-320 (.602)
SUNS	.553 (46 seasons)	SUNS	478-326 (.595)



Sam Garvin

Vice Chairman



Sam Garvin, who launched his own mail-in rebate and consumer promotions company at age 25, is in his 11th season as vice chairman of the Suns after purchasing interest in the club in June 2004.

The self-made entrepreneur founded Scottsdale-based Continental Promotion Group in 1989 and its business grew to over \$1 billion in annual gross revenues and attracted over 500 blue-chip marketers worldwide. As chairman and chief executive officer from 1989-2005, he managed over 1,200 associates, and organized and executed consumer and trade promotions for Dell, Nestle, Henkel, Costco, BT (British Telecom), HP, Motorola, Disney and Eli Lilly on a global scale.

Garvin, who sold CPG in June 2005, took on additional responsibilities with the Suns shortly thereafter. A Suns fan since 1989, Garvin purchased single-game tickets in the upper bowl when the team played at Veterans Memorial Coliseum and has attended Suns games for the last 25 years. In July 2007, he was appointed an alternate NBA Governor to represent the organization.

Prior to CPG, Garvin served in the Ronald Reagan administration as a staff assistant on the Presidential Commission for the German-American Tri-Centennial. He then went to work for Heinz U.S.A. as a sales merchandiser where he learned the marketing of packaged goods from the ground up. In 1988, he graduated from Thunderbird, one of the top business schools in the country, with a masters of international management specializing in marketing. In 2003, he was awarded a doctor of international law degree, *honoris causa*, from Thunderbird.

In 1998, Garvin was recognized by the Phoenix Business Journal as one of Arizona's "Top 40 under 40" most influential business leaders. In 1999, he was recognized by then Arizona Governor Jane Hull with the "Governor's Spirit of Success" award. He was twice nominated for Ernst and Young's "Entrepreneur of the Year" award.

An acknowledged philanthropic leader, Garvin is currently on the board of trustees at Thunderbird (which is now known as Thunderbird, the School of Global Management), PCDS (Phoenix Country Day School), Whispering Hope Ranch and Phoenix Suns Charities. In addition to his duties with the Suns, Garvin also serves on several corporate boards including WSP Properties, Expert Negotiator, LLC, and Inteladerm, LLC. He is the founder of Garvin Promotion Group, an international strategic promotion marketing firm headquartered in Scottsdale whose clients include Henkel/Dial, O'Reilly Auto, PetSmart and J&J. He is also active in real estate and private equity investing through Garvin Holdings, LLC.

Born and raised in Pittsburgh, Pa., Garvin completed his Bachelor of Arts degree with a dual major in political science and German studies at the University of Pittsburgh in three years. He resides in Paradise Valley with his wife Rita and three children.

Jason Rowley

President



Jason Rowley is in his third season as the Suns' President and his eighth season overall with the team. As President, Rowley is responsible for managing all business operations of the Suns and oversees the club's interests in the management of US Airways Center, the Legends Entertainment District, and affiliated entities. Rowley previously served as the team's Chief Operating Officer, as well as its Senior Vice President and General Counsel.

Rowley began his career in 2001 with the law firm of Snell & Wilmer in Phoenix, and while there he represented the Suns' current ownership group in their acquisition of the club in 2004. At Snell, his practice included private and public mergers and acquisitions, complex real estate transactions, securities regulation, entity formation, commercial contracts and general business law.

After leaving Snell, Rowley served two years as corporate counsel for The Van Tuyl Group, the nation's largest privately held automotive retailer. While at Van Tuyl, his practice focused on real estate and dealership acquisitions and development, as well as general corporate and contract law.

Rowley earned his bachelor's degree in 1994 from the University of Arizona. After graduation, Rowley joined the United States Navy, an experience he considers one of the proudest and most formative of his life. He worked as an intelligence analyst with the Commander 3rd Fleet Intelligence Division until his honorable discharge in 1998. He then returned to the University of Arizona to pursue his law degree, graduating in 2001.

Rowley is involved in a number of charitable and civic organizations. He is a Thunderbird, the non-profit group that hosts the Waste Management Phoenix Open, serves on the Board of Phoenix Suns Charities, and also serves on the Downtown Phoenix Inc. board. He was named the 2011 Phoenix Father of the Year by the Phoenix Father's Day Council and previously served on the boards of Special Olympics Arizona and Genesis Academy.

Lon Babby

President of Basketball Operations



With almost 35 years as a practicing attorney with Washington, DC-based Williams & Connolly, LLP, Lon Babby brings a wealth of experience as an industry leader in sports and contract negotiations in his fifth season as the Suns' president of basketball operations. Identified as one of "Washington's Top Lawyers" for media and sports law by Washingtonian magazine, one of the "20 Most Influential Agents" in the nation by Sports Business Journal and one of the 100 most powerful in sports by The Sporting News, Babby joined one of the NBA's most storied franchises as only the fourth basketball president in the team's history in 2010.

Charged with guiding the team through a time of transition and building for the future, Babby oversaw the hirings of general manager Ryan McDonough and head coach Jeff Hornacek which led to the Suns making the NBA's largest turnaround in 2013-14. His department has also positioned itself for the future by placing a premium on building through the draft; in addition to two first-round picks from 2013 who displayed great potential as rookies in Alex Len and Archie Goodwin, the Suns used three first-round picks in 2014 (T.J. Warren, Tyler Ennis, Bogdan Bogdanovic) and could have as many as three first-round picks again in 2015. In addition, Babby has emphasized upgrades to the medical and training staff, which is regarded as an industry leader, as well as increased emphasis on the innovative use of analytics.

Prior to joining the Suns, Babby was one of the industry's most successful and well-regarded player agents. He entered player representation in 1994 when he was retained by then Duke forward Grant Hill. Together the pair devised a new model of player representation based upon charging players on an hourly basis, rather than the traditional contract percentage. His principled approach became an alternative that appealed to the elite "good guy" athletes and his stable of clients grew to include some of the NBA's most respected sportsmen, including Ray Allen, Shane Battier, Tim Duncan and Hill, a three-time winner of the NBA Sportsmanship Award. Babby also represented marquee Major League Baseball players and the WNBA's Tamika Catchings.

Babby began his career in sports representing first the NFL's Washington Redskins (1977-84) and then MLB's Baltimore Orioles (1979-94). For the Orioles, he was intimately involved in the senior management of the club. He first served as club counsel and then general counsel, overseeing player contract negotiations, advertising and marketing contracts, labor issues and general business matters, including the construction of Oriole Park at Camden Yards. During his tenure, the Redskins appeared in two Super Bowls, winning in 1983, and the Orioles appeared in two World Series, also winning in 1983.

A graduate of Lehigh University and Yale Law School and former editor of Yale Law Journal, Babby has served as an adjunct professor of law at George Washington University Law School. He began his career as a litigator and handled several high-profile cases including the defense of John Hinckley, Jr., who shot President Reagan. He is a member of the Board of Trustees of the Naismith Memorial Basketball Hall of Fame and in 2007 was elected to the Greater Washington, DC Jewish Sports Hall of Fame. He is also a member of the Board of Trustees of the Phoenix chapter of the Positive Coaching Alliance.

The 63-year-old Babby was born in Brooklyn, N.Y., and grew up in Valley Stream, N.Y. He and wife, Ellen, met at summer camp at age 16 and have been married for 41 years. The couple has a son, Ken (34), and a daughter, Heather (30). Ken has a 6-year-old son, Josh. Heather is married to Eric Rimsky.



Jim Pitman

Executive Vice President, Finance and Administration

Jim Pitman oversees all accounting, finance, forecasting and insurance aspects of the organization and is in his 16th season as executive vice president. The Suns' NBA finance chief also assists with salary cap and player contract management.

In addition, Pitman oversees all financial aspects of the US Airways Center and Phoenix Mercury (WNBA). Pitman serves as treasurer of Phoenix Suns Charities and is a board member of Special Olympics Arizona and the Valley of the Sun YMCA. He also serves on the Finance

Committee for the Valley of the Sun United Way.

Pitman was named general manager of the Phoenix Mercury in October 2013, and in his first season guided the team to their third WNBA championship and a league record for most regular season wins as the club went 29-5.

Coming to the Suns in 1992 as assistant controller, he moved up to corporate controller and vice president of finance before his most recent promotion. Prior to the Suns, he spent nearly five years in the audit division of the Phoenix office of Arthur Andersen with client responsibility in the professional sports, hospitality, and wholesale distribution industries.

A native of Rio, Ill., Pitman is a 1987 graduate of the University of Illinois where he earned a degree in accountancy.

Pitman and his wife Linda live in Phoenix. He has two children, Amy (21) and Kyle (19), and lists basketball and golf as his favorite out-of-office activities.



Harvey Shank

Senior Executive Vice President

Harvey Shank is in his 44th season with the Suns and 10th as senior executive vice president. He works directly with the Marketing Partnerships department in assisting in the selling of radio and television advertising packages, along with signage packages in US Airways Center.

Shank, who initially started with the Suns as assistant sales and promotions manager prior to the 1971-72 season, has held titles of senior vice president of corporate sales, vice president of marketing and director of marketing with the organization.

A native of Toronto, Canada, Shank is a 1968 graduate of Stanford University with a political science degree and excelled on the baseball diamond for the Cardinal. He still holds the record for lowest earned run average at Stanford, going 13-2 with an ERA of 1.10 in his senior season. Shank pitched four years in the California Angels organization.

An avid nature photographer, Shank had one of his pictures featured on the cover of a national publication, Nature Photographer magazine. In addition, he enjoys golf and sports a four-handicap.

Shank was married in 1988 to his wife, Maryse. His son, Jon, played baseball at Stanford, and he has three grandchildren, Brooklyn (4), Audrey (2) and Will who arrived September 1st. Shank has served on the Fellowship of Christian Athletes' board, as an advisor on the Fresh Start Men's Board and is active in Living Streams Christian Church.



Maria Baier

Senior Vice President, Communications and Public Affairs

In her first season as Senior Vice President for Communications and Public Affairs with the Phoenix Suns, Maria Baier joins the franchise after 13 years working in communications and public policy for Arizona's Governors and Attorney General. In addition, Baier served as the State Land Commissioner, where she oversaw the management of 9.5 million acres of real estate and a \$4 billion cash trust.

Baier was also elected to, and served on, the Phoenix City Council and has been CEO of two non-profit organizations. She has had extensive experience in the private sector as well, including running her 35-year-old family business and consulting for a subsidiary of Pinnacle West. She remains active with numerous civic and charitable organizations, including the Foundation for Blind Children, the Phoenix and Arizona Chambers of Commerce and the Arizona Sports and Tourism Authority.

Baier earned a Bachelor of Arts from Arizona State University and a Juris Doctor from the University of Arizona. Her two daughters, Liz and Christy, are both freshmen in college.



Nic Barlage

Senior Vice President, Chief Sales Officer

Nic Barlage is in his first full season as the Senior Vice President and Chief Sales Officer for the Phoenix Suns, overseeing the team's premium and ticket sales, marketing and digital efforts. Barlage began serving in this position with the franchise during the 2013-14 season.

Prior to joining the Suns, Barlage most recently served as Vice President of Sales and Service for the Cleveland Cavaliers where he oversaw all ticketing and suite revenue at Quicken Loans Arena and helped to re-build the Cavaliers' sales and service teams over the span of four seasons.

Prior to his tenure in Cleveland, Barlage spent one season with the Suns and two seasons with the Charlotte Bobcats specializing in suite and premium seating.

Barlage graduated from Saint John's University in May of 2006, where he majored in Psychology.



Matt Wright

Senior Vice President, Marketing Partnerships

Matt Wright is in his third season as senior vice president of marketing partnerships and is in his 13th season overall with the Phoenix Suns. Before becoming senior vice president of marketing partnerships, he served as vice president of strategy and operations for the Suns.

Prior to starting with the Suns during the 2002-03 season, Wright worked for both ESPN Radio and FOX Sports Arizona where he was responsible for selling advertising and promotions. A 1999 graduate of Arizona State University, Wright interned for the 1999 Fiesta Bowl between

Tennessee and Florida State in Tempe, the inaugural BCS National Championship Game.

Wright is married and resides with his wife, Carlissa, in Phoenix. During the offseason, Wright enjoys traveling and exploring new places to visit with his wife, as well as spending time outdoors hiking and biking. Originally from Minnesota, Wright moved to Phoenix with his parents and brother in 1986.



Julie Fie

Vice President, Basketball Communications

Julie Fie, a senior member of the NBA's public relations community, serves as the club's primary liaison between the media and the team's players and management for all basketball communications. Fie and her staff are responsible for media interviews and requests and the dissemination of information locally, nationally and internationally. This includes news conferences, press releases, game night press accommodations and credentialing, the production of media guides, game notes, and statistics.

A former member of the NBA Public Relations Advisory Board, Fie joined the Suns in 1992. In 2007, she and her staff won the inaugural Professional Basketball Writers Association Media Relations Staff of the Year award, now known as the Brian McIntyre Award. Fie, now in her 23rd season with the Suns, was promoted to her current position in July 1998.

Fie has worked with some of the game's biggest personalities, including former NBA MVPs and Hall of Famers Charles Barkley, Steve Nash, Shaquille O'Neal, Bill Russell and Jerry Colangelo.

Originally joining the NBA with the Kansas City Kings as assistant public relations director, Fie was elevated to director the following season and remained with the club as the franchise relocated to Sacramento. She remained there until joining the Suns.

A communications graduate from Iowa State University, Fie spent two years as an undergraduate with the ISU sports information department. She is a native of Jefferson, Iowa.



Jeramie McPeck

Vice President, Digital

Jeramie McPeck is in his 23rd season with the Phoenix Suns this fall and leads the organization's digital, mobile and social media efforts, which include the WNBA's Phoenix Mercury and US Airways Center.

Under his direction, Suns.com has twice been named the top team site in the NBA by *The Sports Business Journal*, and the Suns' digital department was most recently recognized with the NBA's Digital Innovators Award in 2014.

Named one of the country's top 30 online sports marketers in 2014, McPeck is also an experienced sports writer, serving as the Editor-at-Large for the NBA's official magazine, and public speaker, having traveled around the country and overseas presenting on digital strategy.

A Phoenix native, McPeck graduated from Arizona State University in 1995 with a degree in journalism. He and his wife, Amy, have two children, Sam and Abby.

Phoenix Suns Front Office Staff

Administrative/Executive Staff



Jacquie Alonzo
Exec. Asst. to Managing
Partner, President,
Basketball Operations & GM



Gloria Santa Cruz
Exec. Asst. to Vice
Chairman, Pres. & Sr. VP,
Comm. and Public Affairs



Nancy Hann
Executive Assistant



Ceola Coaston
Suns Receptionist



Jan Forshee
Suns Receptionist



Jay Shelley
Staff Assistant

Personnel

Basketball Communications



DC Headley
Basketball
Communications
Manager



Cole Mickelson
Basketball
Communications
Manager



Lori Cook
Administrative Assistant
to VP of Basketball
Communications



Joyce Ponder
Team Services
Coordinator/
Player Liaison



Louis Lehman
Basketball Operations
Coordinator



Zaheer Benjamin
VP, Business
Planning &
Basketball Analytics

Basketball Operations

Analytics



Ken Borkan
Manager, Analytics



Edward Kendralla
Manager, Analytics



Jake Loos
Manager, Analytics



Thomas Dialynas
Reporting Analyst



Chris Mallory
Director,
Community Relations



Meredith Painter
Community Relations
Manager

Community Relations



April Johnson
Community Relations
Coordinator



Justin Bailey
Mascot Coordinator



Bob Woolf
Mascot Coordinator



Mark Gretter
Program Director,
Jr. Suns/Jr. Mercury



Steven Hunter
Community
Ambassador



Aaron Jerz
Vice President, Finance

Finance



Sheila Yammer
Sr. Director,
Payroll Services



Andrew Anthony
Assistant Controller



Bridget Black
Accounts Payable
Manager



Debbie Gelvin
Accounts Receivable
Manager



Anna Heffron
Payroll Accounting
Coordinator



Aaron Prestwood
Payroll Specialist

Phoenix Suns Front Office Staff

Personnel



Jed Richmond
Sr. Accountant



Lisa Leung
Payroll Accounting
and Tax Analyst



Jennifer Grant
Accounting Clerk



Kip Helt
Vice President,
Game Entertainment



Shaun Stanhbel
Game Entertainment
Manager



Steve Friesen
Game Entertainment
Coordinator



Sumer Meyer
Suns Dancers Manager



Kevin Bonham
SunsVision Producer



Martin Flores
SunsVision Producer



Steven Mitchell
SunsVision Producer



Karen Rausch
Vice President,
Human Resources



Dianne Tillman
Human Resources
Manager



Jennifer Degasis
Human Resources
Coordinator



Steve Reese
VP and Chief
Information
Technologist



Paul Scott
Director, Information
Technology



Rick Garcia
Database Administrator



Sean Persons
Network and Systems
Administrator



Michelle Cassata
Help Desk Manager/
Administrative Support



Kevin Pires
User Support
Technician



Melissa Goldenberg
General Counsel



Melissa Flores
Sr. Paralegal
& Contract Manager



Nina Daily
Vice President,
Marketing



Aaron Kusch
Sr. Marketing Manager



Vianey Celestino
Hispanic Marketing
Manager



Dove Mittelman
Merchandising
Manager



Ashley Silva
Event Planning
Manager



Allie Dicken
Assistant Marketing
Manager



Forrest Gmitro
Marketing Coordinator



Angela Woods
Director,
Creative Design



Cheyenne Lopez
Creative Design
Manager

Phoenix Suns Front Office Staff



Derrick Reed
Sr. Graphic Designer



Jessie Kavana
Graphic Designer



Maria Madrid-Reed
Graphic Designer



Emily Schramm
Graphic Designer



Jennifer Corn
Creative Coordinator/
Jr. Designer



Dan Costello
Vice President,
Sales and Activation

Marketing Partnerships

Personnel



Carlissa Henry
Vice President, Sales
and Operations



Doug Chisholm
Sr. Director of Activation



Kristin Boston
Sr. Account Executive



Blake Holmes
Director of Operations
& Research



Chris Antonious
Business Development
Coordinator



Jorge Aguirre
Sr. Activation Manager



Amber Pensky
Sr. Activation Manager



Brennan Hickey
Activation Manager



Kyra Joiner
Activation Manager



Nick Long
Activation Manager



Nicole Taylor
Activation Manager



Benicia Thompson
Traffic Manager



Sandra Vega
Accounting Manager



Courtney Parks
Administrative
Assistant to the Sr. VP



Robin Milne
Executive Director



Casey Taggatz
Public Relations
Director



Rebecca Clark
Public Relations
Manager



Kelsey Dickerson
Public Relations
Coordinator

Phoenix Suns Charities

Public Relations



Kandace Hurdle
Public Relations
Coordinator



Travis Apple
Vice President,
Sales and Service



Jackie Bryant
Manager of Sales,
Digital and Marketing
Operations



Courtney Giovanni
Sales & Service
Coordinator



Geoff Budoff
Vice President,
Premium Sales



Jason McGuinness
Director, Premium
Sales and Service

Sales and Guest Experience

Phoenix Suns Front Office Staff

Personnel



Melissa Fender
Sr. Premium Experience
Manager



Michael Pettit
Sr. Account Manager,
Premium Experience



Sarah Colburn
Account Manager,
Premium Experience



Graham Greytak
Account Executive,
Premium Sales



Chris Majerchin
Account Executive,
Premium Sales



Chelsea Steltenpohl
Account Executive,
Premium Sales



Jordan Lopez
Director,
Membership Sales



Zach McMurray
Sr. Account Executive,
Membership Sales



Brittane Johnson
Account Executive,
Membership Sales



Alex Liggins
Account Executive,
Membership Sales



Danielle Page
Account Executive,
Membership Sales



Don Veeden
Account Executive,
Membership Sales



Josh Belkoff
Manager, New Business
Development



Elizabeth Baker
Sales Consultant,
New Business Team



Michael Basist
Sales Consultant,
New Business Team



Alex Black
Sales Consultant,
New Business Team



Chad Butler
Sales Consultant,
New Business Team



Ashley Cheatham
Sales Consultant,
New Business Team



Audrey Glass
Sales Consultant,
New Business Team



Lucy Grimm
Sales Consultant,
New Business Team



Matthew Hittinger
Sales Consultant,
New Business Team



Mariah Martin
Sales Consultant,
New Business Team



Michaela Ostronic
Sales Consultant,
New Business Team



Lindsay Seemann
Sales Consultant,
New Business Team



Eric Little
Director, Membership
Experience



Chris Baugh
Membership Experience
Specialist



Brandon Boyle
Membership Experience
Specialist



Andrew Danaher
Membership Experience
Specialist



Chris Moran
Membership Experience
Specialist



Walter Mannino
Membership Experience
Specialist

Phoenix Suns Front Office Staff



Michael Signoracci
Membership Experience
Specialist



Jeremy Weber
Membership Experience
Specialist



Matt Audibert
Manager, Group Sales
and Youth Sports



Ramond Calvert
Account Executive,
Group Sales



Terrell Graham
Account Executive,
Group Sales



Megan Hinde
Account Executive,
Group Sales



Jeff Luczak
Account Executive,
Group Sales



Noah Moquin
Account Executive,
Group Sales



Andrew Morrison
Account Executive,
Group Sales



Andrew Wade
Account Executive,
Group Sales



Stacey Yin
Account Executive,
Group Sales



Dan Hilton
Digital Director



Greg Esposito
Digital Manager



Brad Faye
Digital Content
Producer



Matt Petersen
Digital Reporter



Ben York
Digital Content Editor



Shawn Deloney
Digital Video Producer



Arvind Navaratnasingham
Digital Creative
Specialist



Andre Zannis
Digital Image
Coordinator



Ryan Wolf
Digital Archivist



Dan Siekmann
Vice President,
Broadcast Productions



Bob Adlnoch
Executive Producer



Roger Dunn
Chief Engineer



Marc Goldberg
Senior Producer



David Hughes
Senior Producer



Nick Williams
Creative Producer



Paden Wigness
Pre-Game Show
Producer



David Grapentine
Senior Videographer



Robert Weinerth
Videographer



Tommy Arguelles
Editor

US Airways Center Staff

Personnel

Arena Operations



Ralph Marchetta
General Manager, Sports &
Entertainment Services
& Sr. VP, Ticket Operations



Alvan Adams
Vice President,
Facility Management



Jerry Medina
Chief Engineer



Jason Selner
Director, Audio/Video
Technology



Rob Hart
Audio/Video Engineer



Terri Ferguson
Administrative
Assistant, Engineering



Jim Bochenek
Director,
Event Operations



Sarah Schock
Assistant Director,
Event Management



Emily Holden
Assistant Director,
Event Services



Jennifer Patel
Sr. Event Manager



Rachel Baudhuin
Event Operations
Assistant



Ashley Mercereau
Event Services
Administrator



Nanette Bowles
Disability Services
Manager



Alisa Smith
Director,
Guest Experience



Trent Dutry
Suite Services Manager



Jon Bloom
Director, Security



Mark Posey
Security Event
Coordinator



Francoise Chisholm
Safety & Security
Administrator



Woodie Browder
Director, Traffic
Support Services



JD Hanna
Assistant Director,
Traffic Support Services



Veronica Aguilera
Lead Traffic Support
Services Officer



David Case
Mail Center Manager



Barry Gossage
NBA Photos
Team Photographer



Daren Mitch
Director,
Ticket Operations



Jason Sanchez
Assistant Director,
Ticket Operations



Jeff Marcussen
Assistant Director,
Suns Ticketing



Esther Wojtulewicz
Season Ticket
Account Manager



Wende Barr
Assistant Ticket
Manager



Paulene Tullie
Ticket Office Accounting
Supervisor



Stephanie Ostos
Data Specialist

Game Night Personnel

Ticket Operations

The Gorilla

Position: C. G. O. (Chief Gorilla Officer)
Height: 5' Ape"
Weight: 350 (All muscle)
Years Pro: 34 (Gorilla years - 68)
High School: Hairy Truman
 (Mon-Key West, FL)
College: Fur-man University '80
Acquired: Signed as a flea agent in 1980

Personnel



Affectionately nicknamed "Go" and towering at a whopping five-foot "ape," The Gorilla is the Phoenix Suns favorite primate. Most notably, fans are familiar with The Gorilla for his on the court antics where he raises the Phoenix Suns flag in the name of team-pride, performs notorious slam dunk routines and fires up the crowd.

From his early days in the Banana Republic to his education at Fur-man University, The Gorilla has always had a passion for basketball. Before his debut with the Phoenix Suns, The Gorilla delivered singing telegrams.

However, in 1980 The Gorilla's fate changed when he stepped onto the court during a game and surprised unsuspecting players and fans. His antics became an instant hit and The Gorilla has been a member of the Phoenix Suns ever since.

These days, the king of the jungle now rules as the dean of NBA mascots after his 2005 induction into the Mascot Hall of Fame.

The Gorilla makes over 350 appearances a year with charities, schools, hospitals and local businesses. In addition to attending Phoenix Suns home games, Go has also become a world-traveler making appearances in Argentina, Australia, Canada, China, Denmark, Finland, France, Germany, Hong Kong, Italy, Mexico, the Netherlands, Norway, Singapore, Spain, Switzerland and the United Kingdom. He can also be found around the United States at various sporting events. When The Gorilla is not working he enjoys long walks on the court, high flying slam dunks and eating bananas.

Suns Dancers



Suns Broadcasting


Al McCoy
Arizona Sports 98.7 FM Radio Play-by-Play

Al McCoy has been called the dean of NBA play-by-play announcers and has been "The Voice of the Suns" for 42 memorable years, nearly the length of the franchise's existence.

McCoy first hit the air during a preseason game on September 27, 1972, and has been synonymous with Suns basketball ever since. From "Shazam" to "Zing Go the Strings" to "Heartbreak Hotel," McCoy has cultivated an unparalleled style.

McCoy will forever be remembered for his call in the 1976 Suns-Celtics NBA Finals at Boston Garden when he had to fling an inebriated fan off his lap as he was describing "The Shot Heard 'Round The World" by Garfield Heard that sent the game into the third of three overtimes.

The 2014-15 season will mark his 43rd season and he will call play-by-play action on Arizona Sports Radio and the Suns radio network. McCoy's term with the Suns is the longest consecutive run with one team among current NBA broadcasters. His many contributions to the sport were recognized when he received the 18th Annual Curt Gowdy Media Award from the Naismith Memorial Basketball Hall of Fame during Enshrinement Weekend in September 2007 in Springfield, Mass. The Suns honored him with the Al McCoy Media Center, dedicated in October 2007.

In 2014, the readers of Phoenix Magazine named McCoy the best play-by-play announcer in their annual "Best of the Valley" issue for the 16th consecutive year. He's the only broadcaster to win the award since it debuted in 1999. McCoy was honored with a Silver Circle Award from the Arizona chapter of the National Academy of Television Arts & Sciences and a Lifetime Achievement Award from the House of Broadcasting (a radio and television museum). He also became the first play-by-play announcer to be inducted into the Arizona Broadcasters Association Hall of Fame on Oct. 19, 2004.

McCoy's broadcasting career began in 1951 at KJFJ Radio in Webster City, Iowa when he was a freshman at Drake University. In 1958, he arrived in Arizona to do play-by-play for the Triple-A Phoenix Giants baseball club. He has also covered Phoenix Roadrunners hockey, Arizona State football and basketball and filled in as a backup for the Arizona Diamondbacks. McCoy added a call of the Phoenix Mercury to his distinguished resume, providing play-by-play on NBA TV for a playoff game on the Mercury's run to the 2014 WNBA title.

A native of Williams, Iowa, a tiny farming community, McCoy was a member of his high school basketball team and was influenced by legendary broadcasters Harry Caray, Bert Wilson and Jack Brickhouse. He received his degree in drama-speech from Drake University and performed graduate work at the University of Iowa. In 1994, McCoy received Drake's Alumni Achievement Award.

He and his beloved wife Georgia, a Valley artist who passed away in 2012, have three sons: Mike, and twins Jay and Jerry. A culinary critic, he is the club's expert on gourmet restaurants around the league. McCoy is an accomplished jazz pianist.


Tim Kempton
Arizona Sports 98.7 FM Radio Color Analyst

Tim Kempton, a former role player on the 1992-93 Suns team that won a franchise-record 62 games and advanced to the 1993 NBA Finals, will provide color analysis for Arizona Sports Radio for the 12th year in a row alongside play-by-play announcer Al McCoy.

The University of Notre Dame graduate was selected in the sixth round of the 1986 NBA Draft by the L.A. Clippers and averaged 4.5 points and 2.8 rebounds in 280 career games in eight seasons with the Clippers, Charlotte Hornets, Denver, Phoenix, Cleveland, Atlanta, San

Antonio and Toronto.

Kempton, who played his last season in the NBA in 1997-98, served as color analyst covering the Phoenix Mercury and Arizona State University's men's basketball. Kempton also remains active in youth sports.

He and wife, Suzanne, have three sons and one daughter: Timothy (19), Michael (17), Matthew (16) and Catherine (13).



Steve Albert

FOX Sports Arizona Play-by-Play

In 2012, the Phoenix Suns broadcast family welcomed a veteran with 19 years of experience behind an NBA microphone, 24 years beside a championship boxing ring, and a member of sportscasting's first family with the addition of Steve Albert, who returns in 2014-15 for his third season as the Suns' television play-by-play voice.

Renowned for his play-by-play excellence, the award-winning broadcaster's extensive television and radio experience includes 13 years as the voice of the New Jersey Nets, five years as the television play-by-play announcer for the Golden State Warriors and a season with the New Orleans Hornets as he now is in his third season with the Suns. Albert called the Nets' improbable playoff upset over the Julius Erving-led Philadelphia 76ers and described the famous "Run TMC" era of the Warriors.

In addition to basketball, Albert has called over 300 world championship boxing matches, including some of the most high-profile in the sport's history during his time on the national stage with Showtime Championship Boxing from 1987-2011. Albert was the voice of the 1996 Ring Magazine Fight of the Year between Mike Tyson and Evander Holyfield, and the rematch, the infamous bite fight, which was seen by one of the largest audiences in pay-per-view history. Albert also called the 2005 Ring Magazine Fight of the Year between Diego Corrales and Jose Luis Castillo, widely considered one of the most exciting bouts in boxing history. In 2007, Albert was inducted into the World Boxing Hall of Fame and also won the coveted Sam Taub Award for Excellence in Broadcast Journalism from the Boxing Writers Association of America. He is a two-time Announcer of the Year, presented by the International Boxing Federation.

Albert's extraordinarily diverse resume also includes play-by-play duties for the New York Mets (MLB), Jets (NFL), Islanders (NHL) and New Jersey Devils (NHL); anchor jobs with three different New York area networks; appearances as himself in television series and feature films; and made-for-television sports competitions including MTV's Rock'n'Jock basketball and softball.

Albert's start in broadcasting came while at Kent State University, where he received a Bachelor of Science degree in Telecommunications. He began as a part-time play-by-play announcer for the Springfield Kings of the American Hockey League and his college hockey team, which he founded.

The youngest of three sportscaster brothers, Albert's oldest brother, Marv, does basketball play-by-play for Turner Sports. His older brother, Al, is a longtime broadcast veteran for two NBA franchises. Steve not only followed Marv's footsteps into broadcasting but like his oldest brother, was also a ballboy for the New York Knicks and was on the bench when the Knicks won the 1970 NBA Championship.



Eddie Johnson

FOX Sports Arizona Color Analyst

A familiar face and voice returns as Eddie Johnson enters his 15th season as a color analyst for the team's television broadcasts. He will share color analyst duties with Ann Meyers Drysdale.

A 17-year NBA veteran, Johnson served as the color analyst on the Phoenix Mercury television broadcasts for the first two seasons of the team in 1997 and 1998. He also provided analysis for ESPN Radio during the WNBA playoffs, including the Mercury's run to the WNBA Finals in 1998.

Johnson was a guest analyst for NBA Showtime on NBC during the 2000 NBA Playoffs after serving as color analyst for Arizona State men's basketball broadcasts on Fox Sports Net during the 1999-00 season.

Johnson has the distinction of being the NBA's all-time leading scorer among players with no All-Star appearances with 19,202 points, an average of 16.0 points per game. One of the NBA's best pure jump shooters, "E.J." shot 47.2 percent from the field and 84.0 percent from the foul line while playing for Kansas City/Sacramento, Phoenix, Seattle, Charlotte, Indiana, Denver and Houston.

Originally a second-round pick (No. 29) by the Kansas City Kings in 1981, Johnson spent six years in the Kings organization before he was traded to Phoenix on June 21, 1987, for Ed Pinckney and a second-round pick. The University of Illinois graduate played three-plus seasons for the Suns from 1987-90. In the 1988-89 campaign he helped Phoenix improve to a 55-27 record from 28-54 the previous season and was named the NBA's Sixth Man of the Year.

The Chicago native has maintained a Phoenix residence since his Suns playing days. Johnson penned his first book, an athlete's guide to a successful career entitled "You Big Dummy," that was released in 2013. He and his wife, Joy, have a son, Justin (25), and daughter, Jade (22).



Ann Meyers Drysdale

FOX Sports Arizona Color Analyst

One of the true pioneers in women's basketball, Hall of Famer and award-winning broadcaster Ann Meyers Drysdale is in her third season with the Suns television broadcast team in 2014-15 as an analyst. In 2014, Phoenix Magazine named Meyers Drysdale the "Most Entertaining Commentator" in their annual "Best of the Valley" edition.

Meyers Drysdale, a Vice President of both the Phoenix Mercury and the Phoenix Suns, served five successful seasons as General Manager of the Mercury where she constructed the franchise's first two WNBA championship teams in 2007 and 2009, in addition to her role as Vice President for the team's 2014 title.

Enshrined in the Naismith Basketball Hall of Fame in Springfield, Mass. as a player in 1993, Meyers Drysdale's basketball career enters its fifth decade after becoming the first-high school player to make a United States National Team in 1974. Meyers Drysdale would become the first woman to receive a full athletic scholarship from UCLA, the first four-time Kodak All-American, male or female, the first female to be named in the school's athletics Hall of Fame. She led the Bruins to a basketball national championship in 1978 and a track national championship in 1975.

A 1976 silver medalist at the Olympics Games in Montreal, Meyers Drysdale remains the only female ever to sign a free-agent contract with an NBA team after signing with the Indiana Pacers in 1979. After being released by the Pacers, she served as a color commentator for Pacers broadcasts and was the first woman to broadcast an NBA game.

Meyers Drysdale has established herself as an expert analyst on ESPN, NBC, ABC, FOX Sports, and CBS and has done commentary for men's and women's basketball, softball, tennis, volleyball, and baseball since 1979. Her illustrious broadcasting resume includes the 1984, 2000, 2004, 2008 and 2012 Summer Olympics. In 2006, she was honored with the United States Sports Academy's (USSA) Ronald Reagan Media Award. In 2012, the U.S. Basketball Writers Association renamed its Women's National Player of the Year Award, the Ann Meyers Drysdale National Player of the Year Award, in honor of her impact in the sport.

In 1986, Ann married former Los Angeles Dodgers Hall of Famer pitcher Don Drysdale. It was the first time that a married couple was members of their respective sports' Hall of Fame. The Southern California native and Drysdale, who passed away in 1993, have three children: sons Don, Jr. (D.J.) and Darren, and daughter Drew.



Tom Leander

FOX Sports Arizona Studio Host

Once a ballboy for the Phoenix Suns (1976-78), Tom Leander has been a fixture on the local sports broadcasting scene for over two decades. After filling a slew of different positions in the club's broadcast department, Leander resumes his role as host of the Suns' pregame, halftime and postgame shows on FOX Sports Arizona.

Beginning in 1993, Leander served as studio host/producer of the Suns Gametime and Suns Halftime Shows for KUTP 45; he held those same pregame and halftime responsibilities on Cox 9 broadcasts from 2000-03, and also hosted the franchise's weekly magazine show, Suns Jam Session, on KUTP 45 for one season (2002-03). After moving from the studio to the broadcast booth in 2003, Leander served nine seasons as a Suns' play-by-play television broadcaster.

In addition to his studio work, Leander has television play-by-play experience that includes nine seasons with the Arena Football League's Arizona Rattlers, 10 seasons with the WNBA's Phoenix Mercury, two seasons with the Continental Indoor Soccer League's Arizona Sandsharks and six seasons of backup duties for Suns games on Cox 9. In 2009, he added play-by-play duties on FOX Sports Arizona for Arizona State University football to his resume, a role he held for three seasons.

Leander began his broadcasting career at his alma mater, Loyola Marymount University in Los Angeles, where he did three seasons of radio play-by-play for the school's men's basketball team. Leander's broadcast experience also includes stints as a sportscaster for KMST-TV in Monterey, Calif. (1986-88) and KOLD-TV in Tucson (1988-91) as well as KTSP-TV and KNXV-TV of Phoenix.

A graduate of Brophy College Preparatory in Phoenix, Leander and his wife, Sandy, have three children: Lauren, Keaton and Bryson.



Tom Chambers

FOX Sports Arizona Studio Host

A member of the Suns Ring of Honor, and one of the best players in the history of the franchise, Tom Chambers is in his 13th season as host of the Suns' pregame, halftime and postgame shows on FOX Sports Arizona. Since retiring from the NBA in 1997, Chambers has also spent time with the Suns' front office as a community relations representative.

Chambers played five seasons (1988-93) with the Suns, averaging 20.6 points. After signing with the club as the first unrestricted free agent in league history on July 8, 1988, he made three-straight All-Star appearances from 1989 to 1991. Chambers was a two-time second-team All-NBA selection (1989, 1990) and he poured in an all-time franchise-record 2,201 points (27.2 average) during the 1989-90 campaign. On March 24, 1990, Chambers erupted for a franchise-record 60 points in a win against Seattle.

In his 15-year career, Chambers made four All-Star appearances, and was named the MVP of the mid-season classic in 1987. Among the many memorable highlights of his standout career, Chambers' two-handed dunk over the Knicks' Mark Jackson in a 1989 game has been replayed countless times and is considered to be one of the best dunks in NBA history. He entered the Suns Ring of Honor on April 18, 1999.

Chambers was originally a first-round pick (eighth overall) of the San Diego Clippers in 1981. He played two years in San Diego, and was then acquired by Seattle in 1983 where he played five seasons. After his stint with the Suns, Chambers played two seasons with the Utah Jazz, and then played one full year in Israel. His last full season in the NBA was 1996-97 with Charlotte.

A native of Ogden, Utah, Chambers graduated from the University of Utah in 1981. He has seven children: Erika, Skyler, Megan, twins, Dakota and Colton, Tommy and Brock. Chambers is also a proud grandfather of seven grandchildren.



Kevin Ray

FOX Sports Arizona Sideline Reporter

Kevin Ray has been a part of the Valley broadcasting industry for over 20 years, working in both radio and television. He is in his 13th season as part of the Phoenix Suns TV package where he has served as the Suns Pregame & Postgame host as well as the teams sideline reporter on Fox Sports Arizona. His coverage of the NBA also extends to the NBA Summer League where he has served as a sideline reporter for NBA TV as well.

In addition, Ray is currently the radio play-by-play voice of the Dallas Cowboys on Compass Media Networks and is the play-by-play voice of the Phoenix Mercury and the Arizona Rattlers. In addition to professional sports broadcasting, he does play-by-play for the high school sports packages on Cox 7 and Fox Sports Arizona. Through his company, Pure Energy Sports Productions, he also does speaking engagements, numerous voice-over projects and has been instrumental in the development of the Arizona Interscholastic Associations sports web platform, AIA365.com.



Arturo Ochoa

KSUN 1400 AM Spanish Radio Color Analyst

Arturo Ochoa, a native of Cananea, Sonora, Mexico will provide color analysis for all 41 Suns home games for the 11th consecutive season, and his 12th overall, on Spanish Radio KSUN 1400 AM.

The Northern Interamericana University graduate made his broadcasting debut for KSUN radio covering the Phoenix Suns in 2000-01. He was also part of KSUN's Arizona Diamondbacks Spanish radio broadcasts from 2006-08.

Ochoa makes his home in Phoenix.



Ivan Valenzuela

KSUN 1400 AM Spanish Radio Play-by-Play

Ivan Valenzuela, a resident of Goodyear, Ariz., joined the Suns' broadcast team in 2010 and will provide play-by-play for all 41 Suns home games on Spanish Radio KSUN 1400 AM.

A graduate of Phoenix College, Valenzuela has been on the local broadcast scene since 2000, as both a producer and on-air talent with Entravision, Univision and KPHE/TV44. Currently, he is a sports anchor and producer of "Punto Deportivo" on TV44, a position he has held since 2007.

Valenzuela is a graduate of Carl Hayden High School in Phoenix.

Ryan McDonough

General Manager

Personnel



Considered one of the game's brightest young minds, Ryan McDonough was named general manager of the Phoenix Suns on May 7, 2013. A year to that date later, he was named runner-up for NBA Executive of the Year, an award voted on by his peers. Starting with the hiring of former Suns player Jeff Hornacek as head coach and reconstructing a roster that saw nine new players, his moves resulted a 23-win improvement, the NBA's best last year.

Now in his second season as the Suns' general manager, the 34-year-old possesses a tireless work ethic and an expertise in player evaluation honed over his career at several levels of basketball operations for the Suns and Boston Celtics, two of the NBA's elite franchises.

In McDonough's first season as general manager of the Suns, the team improved from 25 wins in 2012-13 to 48 wins. Several players of a revamped roster experienced breakthrough seasons, including Eric Bledsoe, Gerald Green and Miles Plumlee, all of whom McDonough was responsible for acquiring by trade prior to the season. McDonough also has the Suns positioned for the future, amassing as many as three first-round picks in the 2015 draft, in addition to two first-round picks from 2013 (Alex Len, Archie Goodwin) and three first-round picks from 2014 (T.J. Warren, Tyler Ennis, Bogdan Bogdanovic).

McDonough joined the Suns after serving for three seasons as the assistant general manager of the Boston Celtics, where he assisted Celtics President of Basketball Operations Danny Ainge on all basketball-related matters, while being principally responsible for the draft evaluation of college and international players. He combines the experience of nearly a decade of in-person scouting of prospects across the globe with an understanding of advanced metrics and statistical analysis. During his tenure with the Celtics, Boston made two appearances in the NBA Finals and orchestrated the biggest season-to-season turnaround in NBA history after the acquisitions of future Hall of Famers Ray Allen and Kevin Garnett, improving from 24 wins in 2006-07 to 66 wins and an NBA championship in 2007-08.

McDonough joined the Celtics front office in 2003 as a 23-year-old special assistant to basketball operations, rapidly moving up the team's ranks with increased responsibility at each stop, always with an emphasis in talent evaluation. He spent four seasons as a special assistant, a role that included a great deal of video scouting work (2003-06), one season as director of amateur scouting (2006-07), one season as director of international scouting (2007-08), and two seasons as director of player personnel (2008-10) before his promotion to assistant general manager in Sept. 2010.

McDonough played a prominent role in the front office of a club that has kept a veteran-led roster in the playoffs in each of his final six seasons with the Celtics thanks to an infusion of young talent acquired through quality late first-round draft picks and trades. Included in that list are the draft-day acquisition of four-time All-Star Rajon Rondo in 2006, and the 2010 selection of Avery Bradley, who was one of the NBA's most improved players in 2012-13.

A graduate of the University of North Carolina with a degree in Journalism and Mass Communication, McDonough spent one summer while at UNC calling games for the Class-AA Carolina Mudcats. He grew up in Hingham, Mass., the son of the late renowned Boston Globe columnist Will McDonough, and the brother of ABC/ESPN broadcaster Sean and NFL player personnel executive Terry, who is with the Arizona Cardinals.

Basketball Operations



John Treloar

Director, Player Personnel

John Treloar is in his fifth season with the Suns as director of player personnel after being named to the post on Sept. 15, 2010. In his role, Treloar assists General Manager Ryan McDonough in personnel decisions.

Before joining the Suns, Treloar, 57, spent two seasons as the head coach of the NBA Development League's Erie BayHawks, an affiliate of the Cleveland Cavaliers and Toronto Raptors, where he was also responsible for all personnel decisions. Treloar joined the expansion franchise in 2008, and both assembled the squad and led it to a playoff berth in club's inaugural season.

A 32-year veteran of basketball as both a coach and general manager, Treloar's head coaching experience at the professional level was established over eight seasons in the CBA with the Wichita Falls Texans (1990-94), Chicago Rockers (1994-95) and Connecticut Pride (1996-97). His teams made seven playoff appearances in eight seasons and in 1991 Treloar became just the second coach in league history to win a championship in his first season on the bench. While in the CBA, Treloar competed against coaches like George Karl, Flip Saunders, Eric Musselman and Terry Stotts, all of whom eventually became NBA head coaches. Prior to becoming a coach, Treloar served as general manager for both the Mississippi Jets (1987-88) and Texans (1988-89).

Treloar enjoyed success as an assistant coach at Louisiana State University (2004-08) and Indiana University (1997-2004) under Bob Knight and Mike Davis, helping the Tigers to the 2006 Final Four as well as the Hoosiers to six NCAA Tournament appearances and the 2002 Final Four.

A native of Clinton, Miss., Treloar and wife, Debra, have two children, Taylor and Trey. He earned a bachelor's degree in business administration from Bellhaven College and a master's degree in behavioral studies from the University of Alabama.



Trevor Bukstein

Assistant General Manager

Trevor Bukstein is in his second season as assistant general manager after having spent the previous three seasons as the Suns' director of basketball administration, aiding the basketball operations staff with interpretation and application of the league's Collective Bargaining Agreement, salary cap management and trade and contract negotiations. Bukstein combines his impeccable knowledge in those areas, as well as his continued growth as a talent evaluator to his role as assistant general manager.

Bukstein joined the Suns after six years as an athlete representation specialist at Williams and Connolly, LLP, where he assisted the sports law practice with its NBA, WNBA and MLB clients.

A Madison, Wis. native, Bukstein earned his law degree from the Georgetown University Law Center following his undergraduate work at the University of Michigan. Bukstein has three brothers, including a twin who is a professor at the University of Central Florida.



Pat Connelly

Assistant General Manager

Pat Connelly is in his second season with the Suns as assistant general manager. Connelly joined the Suns in June 2013, after spending seven seasons with the Washington Wizards. After starting with the Wizards as a part-time advance scout, Connelly worked his way to director of player personnel, being tasked as one of the squad's top scouting sources of collegiate and international talent.

Prior to joining the Wizards' staff, Connelly served as a graduate assistant for the men's basketball team at Baylor University from 2004-06, where he also earned a master's degree in speech communication. After graduating with a degree in business from Mount St. Mary's University in 2002, Connelly spent one season as an assistant coach for the Brighton Bears of England for the 2003-04 season, helping guide the Bears to the British Basketball League title.

Connelly, along with his brother Tim (general manager of the Denver Nuggets), has made multiple visits to England in an effort to globalize the sport of basketball.

Natives of Baltimore, Connelly and three of his four brothers work in the NBA; in addition to Pat (33) and Tim (37), Joe (42) works in player development for the Wizards and Dan (30) is an advance scout for the Utah Jazz. The youngest Connelly brother, Kevin (27), also is involved in basketball scouting as he has been granted NCAA approval for his own service to evaluate high school players.

Jeff Hornacek

Head Coach



He grew up the son of a coach and went from a walk-on to a player his college coach called a coach on the floor at the age of just 22. His 14-year professional career saw him play for some of the most successful and best-known coaches in NBA history and, as he has in every previous step of his basketball life, Jeff Hornacek continued to excel in his first season as head coach of the Phoenix Suns.

Named the 16th head coach in Suns history on May 28, 2013 and taking the reins of one of the NBA's winningest franchises, Hornacek guided the team to 48 victories, a 23-win increase over the team's total in the previous season which marked the NBA's largest season-to-season turnaround in 2013-14, as well as the third-largest turnaround in franchise history. Under Hornacek's tutelage, seven of Phoenix's top eight leading scorers had career-seasons in 2013-14, posting career-highs of at least eight points per game as the up-tempo Suns led the league in fast break points.

Earning recognition for his accomplishments as a first-time head coach, Hornacek finished as runner-up to Gregg Popovich in voting for 2013-14 NBA Coach of the Year. Hornacek made history after being named Western Conference Coach of the Month for leading the Suns to a 10-3 record in December, becoming just the third person in NBA history to win both Player of the Month and Coach of the Month honors. After also being named NBA Player of the Month while a guard with the Suns in December 1991, Hornacek became the first person to win both awards with the same franchise. The Suns tied for the second-highest win total in NBA history without qualifying for the playoffs, missing the postseason despite recording 48 victories.

Hornacek's NBA life came full circle as he returned to the team that originally drafted him 46th overall (second round) in the 1986 NBA Draft, beginning his tenure as head coach in the team's 46th NBA campaign. The third of three Suns' second-round picks that season, Hornacek was initially valued for his playmaking but subsequently made himself into one of the game's premier shooters. As the story goes, a young and skinny Hornacek developed a two-handed shooting motion but at the urging of then-Suns General Manager Jerry Colangelo, the rookie re-worked his shot by taping his left thumb to his hand to use it only as a guide. The values exemplified in that experience — a commitment to the game, combined with a willingness to work diligently — are what Hornacek passed along to young players as a player development and shooting coach with the Utah Jazz.

Now a coach at the highest level, nearly the entirety of his 14-year playing career was spent under the tutelage of some of the league's top coaches—four of the 21 winningest in NBA history, to be exact — who together totaled an astounding 3,388 career wins. That list includes John MacLeod (1986-87), the winningest coach in Suns franchise history, two-time NBA Coach of the Year Cotton Fitzsimmons (1988-92), NBA Coach of the Year Doug Moe (1992-93), and Hall of Famer Jerry Sloan (1994-00), who owns the third-most wins in NBA history. Johnny Orr, the one who considered Hornacek a coach on the floor at age 22, mentored him at Iowa State and remains the Cyclones' all-time winningest coach.

With that experience, his post-playing career began with part-time player development work with Jazz All-Star Andrei Kirilenko, a gig that turned into a job as the team's shooting coach for three seasons (2007-10). When Tyrone Corbin was named Utah's head coach after the departure of the legendary Sloan in Feb. 2011, Hornacek was named an assistant coach and served in that role until being hired by Phoenix (2011-13).

A fan favorite throughout his time in Phoenix, Hornacek played 468 games in a Suns uniform from 1986-1992, averaging 13.7 points, including a career-high 20.1 points in his final season as a Sun, before being traded to the Philadelphia 76ers in the summer of 1992 in the blockbuster deal that landed the Suns Charles Barkley. In the locker room before a 1992 Suns playoff game, after watching an interview in which Barkley expressed a desire to be traded out of Philadelphia, Hornacek recalls remarking to then-Suns Vice President of Basketball Operations Dick Van Arsdale, "that's who we should get." Paired with Tim Perry and Andrew Lang, ironically it was Hornacek's inclusion that made possible the deal that was consummated June 17, 1992.

Overall, the 1992 NBA All-Star averaged 14.5 points in 1,077 career games with the Suns, Sixers (1993-94) and Utah Jazz (1994-00), making 11 career playoff appearances in 14 seasons, and earning two trips to the NBA Finals (1997, 1998). In that time, the skinny kid with the taped thumb established himself as one of the NBA's best shooters, finishing his career as a 49.6-percent marksman overall, 40.3 percent from three-point range, and 87.7 percent from the free-throw line, which still ranks 14th-best in NBA history 13 years after his retirement. He twice won the league's Three-Point Shootout at All-Star Weekend (1998, 2000).

Hornacek's connections to the history and legacy of the Suns' franchise are deep. Of the 13 individuals given the team's highest honor with inclusion in the Ring of Honor, he has a direct connection to 11 of them: he was drafted by Colangelo, played for MacLeod (head coach), Fitzsimmons (head coach) and Westphal (assistant coach), alongside Walter Davis, Alvan Adams, Kevin Johnson, Tom Chambers and Dan Majerle, was a key piece in allowing the Suns to acquire Barkley, and was treated for six seasons by the Suns' original trainer, Joe Proski.

A native of Elmhurst, Ill., and son of John and Sue, Hornacek attended Iowa State and evolved from a walk-on to a Big Eight All-First Team selection as a senior, leading the Cyclones to the Sweet 16 of the NCAA Tournament, and setting a school record for career assists. In 1991, he became just the fourth athlete in program history to have his number retired. The Jazz also retired Hornacek's jersey in 2002.

Hornacek and his wife, Stacy, reside in Phoenix, and have three children: Ryan, Tyler and Abby. Ryan is a graduate of Notre Dame, Tyler is a graduate of the University of Southern California, and Abby is a student at USC. He is the brother-in-law of Suns Vice President of Athlete Care and Head Athletic Trainer Aaron Nelson. Nelson, an industry-leader in sports medicine who is widely regarded as one of the league's top trainers, was hired by Proski at the recommendation of Hornacek.

Coaching Staff



Jerry Sichting

Assistant Coach

Jerry Sichting (CEASE-sting) brings over 30 years of experience as an NBA player, coach and evaluator in his second season with the Suns as an assistant coach. Sichting had previously worked as an assistant coach with three different NBA franchises after spending the 2012-13 season with the Washington Wizards. Sichting's bench experience also includes 11 seasons with the Minnesota Timberwolves (1996-2006, 2007-09), Golden State Warriors (2010-11) and Marquette University (2006-07).

Sichting initially started with Minnesota in 1995-96 as the team's director of scouting and player development before transitioning to the bench for the next nine seasons. As an assistant under head coach Flip Saunders, he helped the Timberwolves' young franchise to its first winning season (1997-98), first 50-win season (1999-2000), first playoff appearance (1996-97) and first Western Conference Finals appearance in team history (2003-04). After a season as an assistant on Tom Crean's staff with Marquette University in 2006-07, Sichting returned to the Timberwolves for two seasons as an assistant under head coach Randy Wittman. He returned to the Timberwolves' front office as director of pro personnel in 2009-10 before joining Golden State as an assistant coach for the 2010-11 campaign. Sichting finished the 2011-12 season coaching his alma mater, Martinsville (Ind.) High School, following the abrupt retirement of the team's head coach. He returned to the NBA to once again work on Wittman's staff as an assistant coach with the Wizards in 2012-13.

A 10-year NBA veteran as a player, Sichting averaged 6.9 points and 3.3 assists over 598 games with Indiana, Boston, Portland, Charlotte and Milwaukee. He began his playing career in 1980 with the Pacers, and averaged a career-high 11.5 points per game during the 1983-84 season. Sichting made consecutive appearances in the NBA Finals as a member of the Celtics in 1986 and 1987, helping Boston capture the 1986 NBA title with 6.5 points per game off the bench. He returned to Boston after his playing career ended, spending four seasons (1991-95) as an analyst for the Celtics' radio broadcasts.

Originally a fourth-round selection (82nd) overall by the Golden State Warriors in the 1979 NBA Draft out of Purdue University, Sichting was the captain of the 1978-79 Boilermakers squad that captured the Big Ten Championship. He was inducted into the Indiana Basketball Hall of Fame in 2002.

Jerry and his wife, Joni, have four children, Jared, Jason, Jordan and Jenna.



Mike Longabardi

Assistant Coach

Mike Longabardi (Lon-guh-BAR-dee) is in his second season with the Suns after joining Jeff Hornacek's staff following six seasons as an assistant coach with the Boston Celtics under Doc Rivers. Renowned for his expertise on the defensive side of the ball, Longabardi played an integral role in the Suns being one of the NBA's most improved defensive teams in his first season with the franchise.

In 2013-14, Longabardi helped orchestrate a Phoenix defense that posted the franchise's best Defensive Rating (points allowed per 100 possessions) since the team's 61-win season of 2006-07. The Suns finished 13th in the league in Defensive Rating in Longabardi's first season on staff, after finishing

24th in the category in 2012-13.

His tenure in Boston, which began in 2007-08, included three appearances in the Eastern Conference Finals, two trips to the NBA Finals, and the 2008 NBA title. In his final two seasons he coordinated one of the league's premier defenses as the Celtics ranked among the league's best in most major defensive categories.

Longabardi made the jump to Boston after previously spending four seasons as an assistant with the Houston Rockets working for current ABC/ESPN analyst Jeff Van Gundy, and alongside defensive specialist Tom Thibodeau, a former assistant in both Houston and Boston, and now the head coach of the Chicago Bulls. While in Houston, he was an assistant coach/video coordinator (2005-07), video coordinator (2004-05) and assistant video coordinator (2003-04).

A native of Brooklyn, N.Y., Longabardi played at Newberry College (S.C.) then transferred and graduated from Frostburg State University (Md.). He was an assistant coach on the collegiate level for seven seasons with stints at Pfeiffer University, Adelphi University, Lafayette College and Towson University. He was a member of the coaching staff that led the Lafayette Leopards to a Patriot League title and an NCAA tournament appearance.

He and his wife, Andreana, have two daughters, Olivia Josephine and Francesca Grace.



Kenny Gattison

Assistant Coach

Kenny Gattison is in his second season as an assistant coach in his return to Phoenix, the team that originally drafted him in 1986 with the 55th overall selection (third round), the club's subsequent pick after head coach Jeff Hornacek (second round, 46th overall). Gattison spent three seasons with the Suns (1986-89) as a teammate of both Hornacek and assistant coach Mark West.

A 12-year veteran of the NBA coaching ranks, Gattison most recently served as an assistant with the Atlanta Hawks (2010-12), which followed stints with the New Orleans Hornets (2003-09) and New Jersey Nets (1996-99), as well as at his alma mater, Old Dominion University (2001-03). He was also selected as an assistant during the 2009 USA Basketball Summer Camp workouts in Las Vegas.

Gattison's nine-year NBA playing career with the Suns, Charlotte Hornets (1989-95) and Vancouver Grizzlies (1995-96) saw him average 7.9 points and 4.7 rebounds in 494 contests (130 starts). A former teammate of West at Old Dominion, the Wilmington, N.C. native was inducted into the ODU Sports Hall of Fame in 1991 after a standout career in which he was named the Sun Belt Conference Player of the Year as a senior and finished as the conference's all-time leading rebounder.

Gattison and his wife, Harriet, have four children: Natasha, Kyle, Bryce and Grant.



Mark West

Assistant Coach

One of the most popular Suns on the court and in the community, West has been a mainstay in the organization for 22 years, including eight seasons as a player and 12 in the front office, and now two seasons as an assistant coach as he is in his second season after moving to the bench.

West, who originally joined the Suns' executive staff as assistant general manager in 2001, had served as the team's vice president of player programs since 2006, responsible for player relations and development, business of basketball training, and community representation.

West's 17-year NBA career saw him play 543 games over eight seasons (1988-94, 1999-00) in a Phoenix uniform, including five seasons as a teammate of head coach Jeff Hornacek and part of two seasons alongside assistant coach Kenny Gattison. In his introductory press conference, Hornacek estimated that he scored 5,000 career points off unselfish screens from West.

Originally acquired along with Kevin Johnson from the Cleveland Cavaliers on Feb. 25, 1988, in one of the biggest trades in franchise history, West averaged 6.9 points and 6.0 rebounds in a Phoenix uniform and started all 106 games (82 regular season, 24 playoff) in the Suns' 1992-93 Western Conference Championship season. In addition to his tenure in Phoenix, he played for Dallas, Milwaukee, Cleveland, Detroit and Indiana.

West remains the Suns' all-time leader in field goal percentage (.613) and ranks fourth in the category in NBA history (.580) behind only Artis Gilmore (.599), Tyson Chandler (.584) and Shaquille O'Neal (.582). West led the NBA in shooting in 1989-90 when he shot 62.5 percent from the field.

A native of Petersburg, Va., he is a 1983 graduate of Old Dominion, where he also teamed with Gattison, with a degree in business administration and owns a master's degree in business administration from the University of Phoenix. In 1988, he was inducted into the ODU Sports Hall of Fame.

Mark and his wife, Elaine, have two sons: Markus and Markyle.



Corey Gaines

Player Development Coach

Corey Gaines is in his fifth season as a player development coach with the Suns, a position he has held since the 2010-11 season. Gaines had an eight-year tenure (2006-13) with the Phoenix Mercury, the first two as an assistant to Paul Westhead before taking the reins as head coach in 2008. His time with the Mercury featured two WNBA titles in 2007 and 2009, as well as the distinction of being the all-time winningest head coach in Mercury history.

A 27-year veteran of the up-tempo, fast-break style of play which has become a Phoenix staple, Gaines learned the system at Loyola Marymount as the point guard for Westhead. As a collegiate athlete, the Los Angeles native spent his first three seasons at UCLA before transferring to LMU in 1986, and starting at point guard in 1987-88 when he engineered a 26-game win streak as a teammate of Bo Kimble and Hank Gathers. Gaines was originally selected by the Seattle Supersonics in the third round (65th overall) of the 1988 NBA Draft and spent five seasons with five different NBA teams, earning a trip to the 1994 NBA Finals with the New York Knicks.



Irving Roland

Player Development Coach

A former college basketball player at Carl Albert State College and Southwestern Oklahoma State University, Irving Roland is in his second season with the Suns as player development assistant. Roland joined the Suns from his individual workout start-up, Blueprint Basketball. Founded in 2011 with two colleagues, Blueprint Basketball focused on basketball skill-training and offseason strength and conditioning for a roster of athletes that has included such names as Kevin Durant, James Harden, Kyrie Irving, Joe Johnson, Serge Ibaka, Jarrett Jack and Shaun Livingston.

A native of Oklahoma City, Roland began working in the NBA as a basketball operations internship with the Boston Celtics in 2004. He next worked as assistant video coordinator (2005-06) for the New Orleans Hornets before being named the team's video coordinator (2006-10), a position he held for four seasons under head coach Byron Scott on a staff that also featured current Suns assistant coach Kenny Gattison.



Aaron Nelson

Vice President, Athlete Care/Head Athletic Trainer

Among the most well-regarded head athletic trainers in all of professional sports, Aaron Nelson serves as the Suns' Vice President of Athlete Care in his 15th season as the Suns' head athletic trainer, only the second in team history. Nelson, who was the second-youngest head athletic trainer in the NBA when he was promoted, was originally hired as the Suns' assistant athletic trainer in 1993. He and his staff have built the Suns into an industry-leader with a reputation for prolonging the careers of some of the game's best.

Included in his role are the prevention, treatment and rehabilitation of injuries, athlete performance enhancement and recovery, and assisting in the travel operation of the team.

Nelson, who was named the Joe O'Toole NBA Athletic Trainer of the Year by the National Basketball Athletic Trainers Association for 2009, is certified and licensed as an athletic trainer, performance enhancement specialist (PES) and corrective exercise specialist (CES). He is a member of the National Athletic Trainers Association (NATA), Arizona Athletic Trainers Association (AZATA) and National Basketball Athletic Trainers Association (NBATA). In the Spring of 2010, Nelson was appointed by Arizona's Governor Brewer to serve on the Arizona Board of Athletic Training where he currently serves as Chairman. Nelson served as the athletic trainer for the USA Basketball Men's Select Team that helped prepare the 2007 USA Senior National Team for the FIBA Americas Championship in Las Vegas.

Following graduation from Iowa State University in December 1992, Nelson spent the spring 1993 semester as a graduate assistant at Arizona State University. While an undergraduate, he was a student athletic trainer for four years under NATA Hall of Famer Frank Randall. He earned a Bachelor of Science degree in Physical Education with an emphasis on Athletic Training and a minor in Health. Nelson, who is a member of the Advisory Board for Fusionetics, received his Master of Science degree in Exercise Science from California University at Pennsylvania.

In the summer of 2004, Nelson completed a two-week volunteer internship with the United States Olympic Committee (USOC) in the sports medicine department at the Olympic training facility in Chula Vista, Calif., working primarily with track and field and Paralympic athletes.

The Manning, Iowa native is the brother-in-law of Suns head coach Jeff Hornacek. He and wife Jessica have two sons, Andrew and Logan, and a daughter, Emma.



Mike Elliott

Head Strength and Conditioning Coach/Athletic Trainer

Mike Elliott, the 2013-14 NBA Strength and Conditioning Coach of the Year, is in his 12th season as a member of the Suns' renowned athletic training staff and sixth season as the club's head strength and conditioning coach/assistant athletic trainer. In his role, he is responsible for all aspects of player strength and conditioning and assists Aaron Nelson with daily recognition, care and treatment of team-related medical issues.

Elliott has also engineered an overhaul of the Suns' nutrition program which centers on educating players to optimize performance and recovery with a commitment to well-sourced, whole, organic foods.

Originally joining the Suns full-time in 2003-04 as assistant athletic trainer, Elliott was named NBA Strength and Conditioning Coach of the Year by the National Basketball Strength and Conditioning Association (NBSCA) following the 2013-14 season. Elliott has also served as the lead strength and conditioning coach for the British Men's National Team, joining the program in 2010 as the team trained for the 2012 Olympic Games in London.

Elliott is a certified athletic trainer, performance enhancement specialist (PES) and corrective exercise specialist (CES) from the National Academy of Sports Medicine (NASM). He received his Master of Science in performance enhancement and injury prevention from California University at Pennsylvania in 2005 and did his undergraduate work in exercise science at Arizona State University where he was in the athletic training program under Perry Edinger and former Suns strength coach/assistant athletic trainer and current Dallas Mavericks Head Athletic Trainer Casey Smith.

The Phoenix native is a 1997 graduate of Brophy College Preparatory and is married to the former Lesley Goldstein.

**Tom Maystadt****Assistant Athletic Trainer/Rehabilitation Coordinator**

Tom Maystadt is in his sixth year as part of the Suns' highly regarded training staff where he serves as the rehabilitation coordinator and assistant athletic trainer.

Maystadt, who joined the Suns full-time in the 2009-10 season, is a certified athletic trainer, and a member of the National Athletic Trainers Association (NATA). He also is a corrective exercise specialist (CES) and performance enhancement specialist (PES) from the National Academy of Sports Medicine (NASM). He received his Bachelor of Science degree from Iowa State University in 1992 and received a Master of Science degree in exercise science and health promotion, with concentration in rehabilitation sciences from California University of Pennsylvania.

The Carroll, Iowa native and his wife Jennifer Tiefenthaler Maystadt live in Chandler with their daughters, Grace and Lily.

**Adam Annaccone****Athletic Trainer/Performance & Recovery Specialist**

Adam Annaccone is in his second season with the Suns' highly regarded athletic training staff, serving as performance and recovery specialist and assistant athletic trainer.

Annaccone, who came to the Suns after most recently working as an athletic trainer and instructor at Slippery Rock University of Pennsylvania and serving as an independent contractor for Fusionetics, LLC, is a performance enhancement specialist (PES) and corrective exercise specialist (CES) from the National Academy of Sports Medicine (NASM). He also is a certified athletic trainer and was recognized by the National Athletic Trainers' Association (NATA) with the NATA Young Professionals' Committee National Distinction Award in 2013. He received his Master of Education from Clarion University of Pennsylvania in 2006 and did his undergraduate work in athletic training at Duquesne University. Annaccone is currently working on his Doctoral of Education in administration and leadership studies at Indiana University of Pennsylvania.

The Huntington, N.Y. native and his wife Amelia have a golden retriever, Kaylie.



Dr. Tom Carter
Head Team Physician
(Orthopedist)



Dr. Tom Fiel
Team Physician
(Internal Medicine)



Scott Vaughan
Advance Scout



Bubba Burrage
Scout



Ronnie Lester
Scout



John Shumate
Scout



Bret Burchard
Video Coordinator



Ross Geiger
Assistant Video
Coordinator



Chris Darnell
Assistant Video
Coordinator/Player
Development Assistant



Jay Gaspar
Equipment Manager



Eric Hallman
Assistant
Equipment Manager



PLAYERS



Eric Bledsoe

#2



Guard

6-1 190

Current NBA Season: 5

Born: 12/9/89, Birmingham, AL

College: Kentucky

Acquired: From L.A. Clippers on July 10, 2013, with Caron Butler as part of three-team trade also involving Milwaukee; Suns sent Jared Dudley to L.A. and conveyed a future second-round pick to Milwaukee; Bucks received a second-round pick from L.A. and agreed to sign-and-trade J.J. Redick to the Clippers. Signed multiyear contract with Suns on Sept. 24, 2014

Status: Signed through 2018-19

2013-14

In his fourth NBA season and first with the Suns after being acquired in a three-team trade had a breakout season posting career highs with averages of 17.7 points, 5.5 assists, 4.7 rebounds, 1.6 steals and 32.9 minutes while shooting a career-high 47.7 FG% in 43 games (40 starts)... Led the Suns with an average of 1.6 steals and ranked second on the team in points and rebounds... Became just the sixth Sun ever to average at least 17.0 points, 5.0 assists, 4.0 rebounds and 1.5 steals in a season and the first since Charles Barkley in his NBA MVP season of 1992-93... Averaged a team-high-tying 5.5 free throw attempts per game which ranked tied-16th in the NBA; the highest average by a Suns guard since Stephon Marbury (5.8 in 2002-03)... Had 38 games with 10+ points, 17 with 20+ and two with 30+; entered the season with four games of 20+ points in his career... Recorded four double-doubles with three games of 10+ rebounds and one game with 10+ assists... Shot 52.9% from the field on drives, which ranked third in the NBA among players with at least seven drives per game, trailing only LeBron James and Tony Parker... Scored in double-digits in a career-long 13 straight games from Mar. 21-Apr. 14, including a career-long four straight games with 20+ points from Mar. 21-26... His career-long 13-game streak surpassed an 11-game streak he established in his first 11 games as a Sun from Oct. 30-Nov. 30... Tallied consecutive games with at least 29 points, six assists and three steals from Apr. 11-12, becoming the first Sun to do so since Kevin Johnson in 1989... Just missed his first career triple-double and tied career-highs with 30 points and 11 rebounds, in addition to nine assists at San Antonio on Apr. 11, the first Sun to post at least 30-11-9 since Jason Kidd in 1999... Followed that performance with 29 points, six assists and four steals at Dallas on Apr. 12... Established career-highs in scoring twice, first with 28 points on Dec. 13 vs. Sacramento, and then on Apr. 4 with 30 points at Portland (matched on Apr. 11 at San Antonio)... Notched first points/rebounds double-double of his career with 16 points and a career-high 11 rebounds vs. the L.A. Lakers on Dec. 23... Had a career-high 11 made field goals three times: Dec. 13 vs. Sacramento, Apr. 11 at San Antonio and Apr. 12 at Dallas... In third game as a Sun had a career-high 14 assists in addition to scoring 26 points at Oklahoma City on Nov. 3... On Nov. 1 vs. Utah, made the first game-winner of his NBA career, hitting a three-pointer with :00.9 left in the fourth quarter to break a tie and give the Suns an 87-84 win... Scored the final 14 points of the game for the Suns, and had 17 of his 18 points for the game in the fourth quarter... In Suns debut, had 22 points, seven rebounds and six assists vs. Portland on Oct. 30... Missed six games due to a left shin contusion (Nov. 19-27) and 33 games due to right knee arthroscopy (Jan. 2-Mar. 10).

Pro Career

AWARDS AND RECOGNITION

2011 All-Rookie Second Team Selection... Participated in the 2011 T-Mobile Rookie Challenge at All-Star weekend in Los Angeles as a rookie... Participated in Slam Dunk contest at All-Star weekend in Houston in 2012-13... Received votes for the NBA All-Defensive Team.

CAREER NOTES

Four-year NBA veteran owns career averages of 8.7 points, 3.4 assists, 3.0 rebounds and 1.3 steals in 240 games (78 starts) with the Los Angeles Clippers (2010-13) and Suns (2013-14)... Traded along with Caron Butler from the Clippers to the Suns as part of a three-team trade also involving Milwaukee on July 10, 2013; Suns sent Jared Dudley to the Clippers and conveyed a future second-round pick to Milwaukee, while the Bucks received another second-round pick from L.A. and agreed to sign-and-trade J.J. Redick to the Clippers... Drafted by the Oklahoma City Thunder with the 18th overall pick of the 2010 NBA Draft and traded by the Thunder to the Clippers on draft night in exchange for a 2012 first round pick... In 78 career starts, holds averages of 14.2 points, 5.6 assists and 4.4 rebounds in 33.1 minutes... 95 career games with 10+ points, including 21 with 20+ points and two with 30+ points... Owns seven career double-doubles, four career games of 10+ assists and three with 10+ rebounds... In his third NBA season and third with the Clippers, averaged 8.5 points, 3.1 assists, 3.0 rebounds and 1.43 steals in 20.4 minutes in 76 appearances in 2012-13... Had 32 games with 10+ points after having 25 such games in his first two seasons combined... Had two games of 20+ points, two games of 10+ assists and two double-doubles... Scored in double digits in a then career-best nine straight games from Jan. 22-Feb. 6, culminating in one of his best games as a pro with then career-highs of 27 points, nine



made field goals and seven made free throws, in addition to a season-high six steals at Orlando on Feb. 6... Tallied 10 points, 10 assists and six steals against Minnesota on Jan. 30, joining Chris Paul as the only Clippers to post 10+ assists and 6+ steals in the same game since the 1995-96 season... Missed five games due to a sore left calf... Appeared in all six of the Clippers' playoff games and averaged 6.5 points, 3.0 assists and 2.5 rebounds in 16.2 minutes... Scored 15 points and shot 7-7 FG in Game 1 of the opening round series against Memphis, a Clippers playoff record for most field goal attempts without a miss... Averaged 3.3 points, 1.7 assists and 1.6 rebounds in 11.6 minutes in 40 games with one start in 2011-12... Scored 10+ points three times... Underwent surgery to repair torn lateral meniscus in right knee on Oct. 7, 2011, and missed from Dec. 25, 2011-Jan. 25, 2012 with meniscus injury... Assigned to the Bakersfield Jam of the NBA Development League on Jan. 26, 2012... Played 19 minutes for the Jam and scored 15 points with a team-high seven assists... As a rookie in 2010-11, averaged 6.7 points, 3.6 assists and 2.8 rebounds in 22.7 minutes in 81 games (25 starts)... Led the Clippers with 92 steals (1.14 steals per game ranked 36th best in NBA)... Led Clippers in steals a team-high 24 times, in assists 17 times and in scoring twice... Scored 20+ points twice and in double figures 22 times... Posted one game with 10+ assists and his first career double-double with 12 points and 13 assists in third career start at Denver on Nov. 5... First career 20-point game with 20 points vs. Denver on March 5... Tallied a career-high seven steals vs. Denver on March 5... Among NBA rookies, finished 15th in scoring, 4th in assists, 10th in field goal percentage (42.4%), 10th in free throw percentage (74.4%), 3rd in steals per game and 10th in minutes per game.

College

Played one season (2009-10) at Kentucky and averaged 11.3 points, 3.1 rebounds and 2.9 assists in 37 games (35 starts) to help the Wildcats to a 35-3 record and Elite Eight appearance... Named to the Sporting News SEC All-Freshman Team and was a CollegeInsider.com Freshman All-American... Scored in double digits 20 times, including four games with at least 20 points... In four NCAA tournament games, averaged 15.3 points and shot .588 FG% and .474 3FG%... Set a Kentucky school record of eight made 3-pointers in an NCAA tournament game against East Tennessee State in scoring a career-high 29 points (9-11 FG, 8-9 3FG).

Personal

A Birmingham, Ala. native born on Dec. 9, 1989... Son of Maureen Reddick... Has one brother, Curtis Slaughter, and one sister, Ashley Bledsoe... Led Parker H.S. in Birmingham with 20.3 points, 11.5 assists and 9.4 rebounds as a senior helping them to a second-place finish in the 5A Alabama State Championship in 2009... Favorite vacation destination is Alabama to visit family... Favorite movie is Friday... Favorite video game is Goldeneye on Nintendo 64... Collects shoes and owns over 300 pairs... First job was as a camp counselor... Follow on Twitter @EBled2

NBA Regular Season Statistics

YEAR	TEAM	G	MIN	FIELD GOALS		3-POINT		FREE THROWS		REBOUNDS		- AVERAGES -						
				FGM-FGA	PCT	FGM-FGA	PCT	FTM-FTA	PCT	OFF-DEF	TOT	AST	STL	BLK	PTS	RPG	APG	PPG
10-11	L.A. Clippers	81	1841	206-486	.424	32-116	.276	99-133	.744	68-155	223	289	92	26	543	2.8	3.6	6.7
11-12	L.A. Clippers	40	464	49-126	.389	6-30	.200	28-44	.636	22-43	65	66	31	14	132	1.6	1.7	3.3
12-13	L.A. Clippers	76	1553	253-568	.445	31-78	.397	106-134	.791	78-147	225	233	109	55	643	3.0	3.1	8.5
13-14	Phoenix	43	1416	265-556	.477	50-140	.357	183-237	.772	172-175	202	235	69	14	763	4.7	5.5	17.7
TOTALS		240	5274	773-1736	.445	119-364	.327	416-548	.759	195-520	715	823	301	109	2081	3.0	3.4	8.7

NBA Playoff Statistics

YEAR	TEAM	G	MIN	FIELD GOALS		3-POINT		FREE THROWS		REBOUNDS		- AVERAGES -						
				FGM-FGA	PCT	FGM-FGA	PCT	FTM-FTA	PCT	OFF-DEF	TOT	AST	STL	BLK	PTS	RPG	APG	PPG
11-12	L.A. Clippers	11	189	37-63	.587	3-7	.429	10-16	.625	12-14	26	23	13	4	87	2.4	2.1	7.9
12-13	L.A. Clippers	6	97	15-30	.500	1-9	.111	8-12	.667	2-13	15	18	2	3	39	2.5	3.0	6.5
TOTALS		17	286	52-93	.559	4-16	.250	18-28	.643	14-27	41	41	15	7	126	2.4	2.4	7.4

Career Highs

POINTS - 30 (2 times, last 4/11/14 at San Antonio)

REBOUNDS - 11 (2 times, last 4/11/14 at San Antonio)

ASSISTS - 14 (11/3/13 at Oklahoma City)

BLOCKS - 3 (3 times, last 2/10/13, L.A. Clippers at New York)

STEALS - 7 (3/5/11, L.A. Clippers vs. Denver)

FGM - 11 (3 times, last 4/12/14 at Dallas)

FGA - 21 (2 times, last 11/13/13 at Portland)

3-PT FGM - 3 (4 times, last 3/26/14 at Washington)

3-PT FGA - 8 (11/3/13 at Oklahoma City)

FTM - 11 (4/4/14 at Portland)

FTA - 13 (4/4/14 at Portland)

MINUTES - 46 (11/12/10, L.A. Clippers vs. Detroit)

Goran Dragić

#1



Guard

6-3

190

Current NBA Season: 7

Born: 5/6/86, Ljubljana, Slovenia

Club: Union Olimpija (Slovenia)

Acquired: Signed as a free agent on July 19, 2012

Status: Signed through 2014-15; Player Option: 2015-16

2013-14

In his sixth NBA season and fourth full season with the Suns (second in his second tenure with the team) put together the best season of his career, earning All-NBA Third Team and NBA Most Improved Player honors... Led Suns who qualified for the league leaderboard in points (career-high 20.3, 18th-NBA), assists (5.9, 18th-NBA), field goal percentage (career-high 50.5%, 26th-NBA), three-point percentage (career-high 40.8%, 15th-NBA), steals (1.37, 28th-NBA) and minutes (career-high 35.1, 29th-NBA)... **EXCLUSIVE COMPANY:** Became just the fourth player in NBA history to exceed 20.0 points, 5.0 assists, 50.0 FG% and 40.0 3FG%, joining LeBron James (NBA MVP season of 2012-13), Suns head coach Jeff Hornacek (with the Suns in 1991-92) and Larry Bird (NBA MVP season of 1984-85, as well as 1986-87 and 1987-88)... Became just the fourth player in the NBA since 1993-94 to average at least 20.0 points while shooting over 50.0 FG% and 40.0 3FG%, joining Dirk Nowitzki, Kevin Durant and LeBron James; first guard to do so since Drazen Petrovic in 1992-93... Joined Hornacek (three times) and Steve Nash (six times) as the only Suns to shoot over 50.0 FG% and 40.0 3FG% in a season... Became first Sun since Stephon Marbury in 2003-04 to average at least 20 points and five assists in a season... Tied for sixth in the NBA with an average of 5.0 fast break points, the highest mark for a Suns player since data is available (1996-97)... Averaged a team-high-tying 5.5 free throw attempts per game which ranked tied-16th in the NBA and tied-7th among guards; the highest average by a Suns guard since Stephon Marbury (5.8 in 2002-03)... **BOX SCORE BREAKDOWN:** Led the Suns with 72 games of 10+ points, 37 games of 20+ points, nine games of 30+ points and six games of 10+ assists... Had 37 games with 20+ points on the season after 31 in his first five season combined, and nine games of 30+ after three in his first five combined seasons... His nine games with 30+ points marked the most by a Sun since Amar'e Stoudemire had 15 in 2009-10... Recorded seven double-doubles... Had two games with 30+ points and 10+ assists... Led team in scoring a team-high 30 times and in assists a team-high 51 times... Scored in double-digits in season-long 25 straight games on two occasions (Dec. 28-Feb. 19, Feb. 23-Apr. 14) and scored 20+ points in career-long seven straight games from Jan. 27-Feb. 8... **HONORS:** In addition to earning All-NBA Third Team and Most Improved Player honors, finished 16th in voting for NBA MVP... Named Western Conference Player of the Week for Jan. 27-Feb. 2 after scoring 20+ points in all four games of the week as the Suns went 4-0... Averaged 26.8 points while shooting 63.9 FG% and 69.2 3FG% for the week to earn

NBA Regular Season Statistics

FIELD GOALS														3-POINT		FREE THROWS		REBOUNDS		- AVERAGES -				
YEAR	TEAM	G	MIN	FGM-FGA	PCT	FGM-FGA	PCT	FTM-FTA	PCT	OFF-DEF	TOT	AST	STL	BLK	PTS	RPG	APG	PPG						
08-09	Phoenix	55	728	88-224	.393	20-54	.370	50-65	.769	33-70	103	111	29	3	246	1.3	1.9	4.5						
09-10	Phoenix	80	1442	222-491	.452	74-188	.394	117-159	.736	38-133	171	241	48	8	635	2.1	3.0	7.9						
10-11	Phx/Hou	70	1234	192-441	.435	56-155	.361	83-133	.624	36-106	142	204	50	10	523	2.0	2.9	7.5						
11-12	Houston	66	1752	277-600	.462	68-202	.337	153-190	.805	53-115	168	351	85	10	775	2.5	5.3	11.7						
12-13	Phoenix	77	2581	401-906	.443	88-276	.319	244-326	.748	60-178	238	569	124	26	1134	3.1	7.4	14.7						
13-14	Phoenix	76	2668	552-1093	.505	122-299	.408	316-416	.760	69-176	245	447	104	22	1542	3.2	5.9	20.3						
TOTALS		424	10405	1732-3755	.461	428-1174	.365	963-1289	.747	289-778	1067	1923	440	79	4855	2.5	4.5	11.5						

NBA Playoff Statistics

YEAR	TEAM	G	FIELD GOALS			3-POINT		FREE THROWS		REBOUNDS				- AVERAGES -				
			MIN	FGM-FGA	PCT	FGM-FGA	PCT	FTM-FTA	PCT	OFF-DEF	TOT	AST	STL	BLK	PTS	RPG	APG	PPG
09-10	Phoenix	16	237	43-100	.430	13-40	.325	23-31	.742	10-19	29	36	4	1	122	1.8	2.3	7.6

Career Highs

POINTS - 40 (2/28/14 vs. New Orleans)

REBOUNDS - 11 (4/13/11, Houston at Minnesota)

ASSISTS - 18 (2/19/13 at Portland)

BLOCKS - 3 (2 times, last 4/9/14 at New Orleans)

STEALS - 5 (4 times, last 4/14/14 vs. Memphis)

FGM - 14 (2 times, last 2/28/14 vs. New Orleans)

FGA - 22 (2 times, last 1/13/14 at New York)

3-PT FGM - 6 (2 times, last 2/8/14 vs. Golden State)

3-PT FGA - 9 (3/28/14 vs. New York)

FTM - 13 (4/11/12, Houston vs. Utah)

FTA - 14 (2 times, 1/24/13 vs. L.A. Clippers)

MINUTES - 53 (4/11/11, Houston vs. Dallas)

his second career Player of the Week honor (Houston, 2012)... Competed in the 2014 Taco Bell Skills Challenge as part of All-Star Saturday Night, teaming with Oklahoma City's Reggie Jackson to post the second-best relay time of the opening round though did not advance... **TOP PERFORMANCES:** Set his career-high in scoring four separate times on the season, first surpassing his career-high entering the season of 32 points with 33 points vs. Memphis on Jan. 2... Later surpassed that career-high with 34 points vs. Golden State on Feb. 8, then again on Feb. 23 vs. Houston with 35 points before his first career 40+ point game (40 points) vs. New Orleans on Feb. 28... Scored career-high 40 points in win vs. New Orleans on Feb. 28 (tied career-high 14 field goal makes), the first 40+ point game by a Sun since Stoudemire in 2010 and the first by a Suns guard since Leandro Barbosa in 2009... Made career-high 14 field goals (later tied) when he scored a then career-high 35 points vs. Houston on Feb. 23... Had a historic performance vs. Golden State on Feb. 8, scoring a then career-high 34 points on just 13 field goal attempts (10-13 FG, 6-7 3FG, 8-10 FT), marking the only such game in the NBA in 2013-14 and just the second time a Sun had ever scored at least 34 points on 13 or fewer attempts (Gail Goodrich, 36 points on 13 attempts in 1969-70)... His six three-point makes on Feb. 8 were a season-high and tied a career-high, and he also had 10 assists to record his third career game of 30+ points and 10+ assists... Notched a season-high and team season-high-tying 14 assists in addition to 21 points in an overtime win at Denver on Feb. 18... Registered one of the league's only two games of 30+ points in 24 or fewer minutes in 2013-14 (along with Nick Young) with 30 points in just 24 minutes at Milwaukee on Jan. 29, becoming the first Sun to do so since Cedric Ceballos in 1990... Made all 11 of his free throw attempts in scoring a team-high 31 points at the L.A. Lakers on Dec. 10, tying a career-high for most free throw makes without a miss... Had season-high 10 rebounds, in addition to 18 points and seven assists vs. the L.A. Lakers on Jan. 15... Tied his career-high in steals (five) twice on the season, including a performance at the L.A. Clippers on Dec. 30 in which he became the first Sun to have at least 26 points, eight assists and five steals since Marbury in 2003... Tied a career-high with three blocks at New Orleans on Apr. 9... **GAMES MISSED:** Missed five games due to a sprained left ankle (Nov. 5-8, Apr. 11, Apr. 16) and one game due to a sprained right ankle (Feb. 26).

Pro Career

AWARDS AND RECOGNITION

NBA Most Improved Player for 2013-14... All-NBA Third Team for 2013-14... Western Conference Player of the Week for Jan. 27-Feb. 2, 2014... Participated in the 2014 Taco Bell Skills Challenge at NBA All-Star Weekend... Named to the EuroBasket 2013 All-Tournament Team... Western Conference Player of the Week for Apr. 2-8, 2012...

CAREER NOTES

Six-year NBA veteran signed as a free agent on July 19, 2012, to return to the Suns, the team that originally acquired his draft rights (45th overall, 2008 NBA Draft) in a draft-day deal with San Antonio on June 26, 2008, in exchange for the draft rights to Malik Hairston (48th overall), a 2009 second-round pick and cash considerations... Signed first NBA contract with Phoenix on Sep. 22, 2008, after reaching a buyout with Spanish team Tau Ceramica and receiving his official release... After two-plus seasons with Phoenix, was traded to the Houston Rockets along with draft considerations for guard Aaron Brooks on Feb. 24, 2011... Owns overall career averages of 11.5 points, 2.5 rebounds and 4.5 assists in 424 games (188 starts) with the Suns (2008-11, 2012-14) and Rockets (2011-12)... In his first two-plus seasons with the Suns, averaged 6.7 points and 2.7 assists in 183 games (five starts), and since his return has averaged 17.5 points, 3.2 rebounds, 6.6 assists and 1.5 steals in 34.3 minutes in 153 games (152 starts)... In his career, has averaged 17.4 points, 3.4 rebounds, 6.9 assists, 1.5 steals and 34.8 minutes in 188 starts... Has set career highs in scoring, minutes, field goals made and three-pointers made in each of the last three seasons... 231 career double-digit scoring efforts, including a single-season career-high 72 in 2013-14... 68 career 20-point games (18 as a Sun), including a single-season career-high 37 in 2013-14... 12 career 30-point efforts, including nine in 2013-14... One 40-point effort, a career-high 40 points vs. New Orleans on Feb. 28, 2014... 40 career double-doubles, including a single-season career-high 19 in 2012-13... Owns one career triple-double, which came on Apr. 13, 2011 at Minnesota (11 points, 11 rebounds, 11 assists)... Signed as an unrestricted free agent to return to the Suns, the team that drafted him in 2008... In his fifth NBA season, third full season as a Sun, and first full season as a starter, averaged then career-highs in points (team-high 14.7), assists (team-high 7.4,

continued...



Goran Dragic... continued

7th-NBA), steals (team-high 1.61, 17th-NBA) and minutes (team-high 33.5) in 77 games (77 starts)... One of just four NBA players to lead his team in points, assists and steals in 2012-13 (LeBron James, Stephen Curry, Kemba Walker)... Joined Jason Kidd (1998-99), Kevin Johnson (1990-91, 1996-97) and Walter Davis (1982-83) as one of only four Suns in franchise history to lead the club in points, assists and steals in a single season (steals first recorded in 1973-74)... Became just the third Sun ever to average 14-7-1.5 in a season (Johnson, Kidd)... Single-season career-high 20 double-digit assist efforts overall after recording 15 in his first four career seasons combined... Career-high five-straight double-digit assist efforts (March 16-24)... Nov. 9-27: Multiple steals in a career-high 10 consecutive games, the longest streak by a Sun since Jason Kidd in 1997-98 (10, Dec. 13, 1997-Jan. 2, 1998)... Double-digit scoring in a team-high 65 of 77 games... Team-high two 30-point efforts (0-2 record); had one 30-point game in his first four-plus NBA seasons and had two in the final nine games of the season for Phoenix... Overall recorded 19 double-doubles on the season, including five 20-10 games and his first career 30-10 game on March 24... Made the first game-winner of his career, a two-foot layup with :00.5 remaining against Memphis on Dec. 12, 2012... On Mar. 24, finished one rebound shy of his second career triple-double with 31 points, 12 assists and nine rebounds; only player with 31-12-9 in the NBA in 2012-13, first Sun since Kevin Johnson (Nov. 11, 1993)... On Dec. 29, had 12 assists without a turnover, his most assists in a zero-turnover game in his career... Missed five games (0-5 record) due to the flu (Dec. 9), a hip contusion (Dec. 28), rest (March 27-28) and a right ankle injury (April 17)... Solidified himself as a legitimate NBA point guard and earned a multi-year free-agent contract with the Suns with his play as a Rocket at the end of the 2011-12 season... Averaged then-career highs in scoring (11.7), assists (5.3), rebounds (2.5), steals (1.3) and minutes (26.5) that season but earned league-wide attention while starting the season's final 26 games (March 10-April 26) in place of injured starter Kyle Lowry, and finished seventh in NBA Most Improved Player voting... As a starter in season's final 26 games, averaged 18.2 points, 8.3 assists and 1.85 steals; the only NBA player with at least those numbers over the full season in 2011-12 was Clippers guard Chris Paul, who was an All-Star starter and First Team All-NBA selection... Earned Western Conference Player of the Week honors for April 2-8, 2012 (20.7 points, 8.3 assists, 2.67 steals)... Lone playoff experience came as a member of the Suns in 2009-10, and included a 23-point fourth-quarter performance in San Antonio in Game 3 of the West Semifinals... In his last full season as a Sun in 2009-10, averaged 7.9 points, 2.1 rebounds and 3.0 assists and made a then career-high 74 three-pointers on a career-best 39.4% shooting as the floor leader of one of the league's best reserve units... Recorded a then single-season career-best 25 double-digit scoring efforts, which included the first three 20-point efforts of his career, the first two of which came on consecutive nights (Jan. 25-26, 2010)... His then career-best 32-point effort on Jan. 25 at Utah made him the Suns' first second-round pick to score 30 or more points in a game since Cedric Ceballos.

International Career

NATIONAL TEAM: Member of the Slovenian National Team since 2006, and excelled for his home nation as they hosted EuroBasket 2013, as well as at the 2014 FIBA Basketball World Cup in Spain... Averaged team-highs of 16.0 points (ranked 11th in competition) and 4.3 assists (9th in competition) while shooting 55.4% from the field (8th in competition) at the 2014 World Cup, leading Slovenia to a 5-2 record and quarterfinals appearance before falling to the United States... Named to the EuroBasket 2013 All-Tournament Team after leading the host nation to a 7-4 record and fifth-place finish, the nation's second-best finish at the European championships... Ranked fifth in the competition in points with 15.8 per game and third in assists with 4.5 per game... Participated in EuroBasket 2011 in Lithuania, the 2010 FIBA World Championships in Turkey, EuroBasket 2009 in Poland, EuroBasket 2007 in Spain and the 2006 FIBA World Championships in Japan... Member of the nation's U-20 National Team in 2004 and 2005... **PROFESSIONAL:** Signed to play in Spain with Caja Laboral for 2011-12 during the NBA lockout... Came to the NBA after a four-year professional career in top leagues in his native Slovenia and abroad... Spent the 2007-08 season with Union Olimpija in Slovenian, helping lead his team to both the Slovenian League championship and Slovenian Cup... 2008 Adriatic League All-Star... 2006 Slovenian League All-Star... Made professional debut with Ilirija in the Slovenian minor leagues before being promoted to Slovenia's top league with Slovan in 2004-05... 2005 Slovenian League Newcomer of the Year.

Personal

Born Goran Dragic on May 6, 1986, in Ljubljana, Slovenia... Speaks fluent Slovenian, Serbian, Spanish and English... Married wife, Maja, in 2013 in Slovenia and the couple welcomed their first child prior to the start of the 2013-14 season... Father, Marinko, and mother, Mojca, still live in Slovenia, and brother, Zoran, also plays for the Suns... Zoran is also Goran's teammate on the Slovenian national team and is Goran's favorite person to follow on Twitter... Nicknames include "Dragon," given to him as a rookie by Steve Nash and his Suns teammates, and "Gogi," which is short for Goran in Slovenia... In the summer of 2014 was awarded the Apple of Inspiration award by Slovenian President Borut Pahor in recognition of his humanitarianism and success... Serves as an ambassador for City of Hope, the world-renowned medical research and treatment center, and donated the Kia he received for winning the 2013-14 NBA Most Improved Player Award to the foundation... Woke up at 3 a.m. as a kid to watch NBA games, including the Phoenix Suns and his basketball idol, Nash, shown at 4 a.m. in Slovenia... Lists Michael Jordan, Allen Iverson and Nash as some of his favorite players growing up, but his basketball heroes were Vlade Divac and Drazen Petrovic... Grew up playing soccer in Ljubljana, Slovenia, but an injury forced him to switch sports at age 11... Parents gave him his first basketball as a gift, which he lists as the best gift he has received... First job was as a forklift operator in his mother's book factory... Plays soccer in his free time and lists Real Madrid as his favorite club... Also plays tennis and calls Rafael Nadal his favorite player... Favorite book and movie is The Da Vinci Code... Listens to R&B, rap and Serbian music... Favorite food is steak, and his favorite local restaurant is Fogo de Chao... Follow on Twitter @Goran_Dragic

Zoran Dragič

#10



Guard

6-5

200

Current NBA Season: R

Born: 6/22/89, Ljubljana, Slovenia

Club: Unicaja Malaga (Spain)

Acquired: Signed as a free agent on Sept. 29, 2014

Status: Signed through 2015-16

Players

Pro Career

Signed with the Suns on Sept. 29, 2014... Joined older brother Goran Dragić on the Suns roster, becoming the 15th pair of brother teammates in NBA history... Along with Marcus and Markieff Morris, the Dragić brothers make the Suns the first team in NBA history to have two separate pairs of siblings as teammates... Prior NBA experience came as a member of the Houston Rockets' 2012 Las Vegas Summer League team where he played in four games and averaged 6.3 points, 2.3 rebounds, 1.3 assists and 1.3 steals.

International Career

NATIONAL TEAM: Member of the Slovenian National Team, playing for the team at the 2014 FIBA Basketball World Cup, and the 2011 and 2013 FIBA EuroBasket tournaments... At the 2014 World Cup in Spain, helped Slovenia to a 5-2 and a national-best seventh place finish by averaging 12.9 points (50.0 FG%), 4.0 rebounds, 1.4 steals, 1.3 assists and 26.3 minutes in seven games... Recorded his best performance vs. Mexico, scoring 22 points on a perfect 8-of-8 from the field, including 4-of-4 from beyond the arc and 2-of-2 from the free throw line... Totaled 11 points and five rebounds vs. USA in Slovenia's final game in the quarterfinals... Playing for the host country, averaged 10.6 points and 5.3 rebounds in 11 games at EuroBasket 2011, helping Slovenia to a fifth place finish, its second-best ever in the European championships... Also played in 11 games at EuroBasket 2011 in Lithuania, averaging 8.1 points and 4.4 rebounds... Represented Slovenia at several international youth competitions from 2005-2009 before joining the senior national team. **PROFESSIONAL:** Has played ten seasons professionally in Spain and Slovenia... Played the 2012-13 and 2013-14 seasons with Unicaja Malaga in Spain, playing top competition in the Euroleague and the ACB League... In 2013-14, averaged 10.9 points (41.3 FG%), 2.7 rebounds and 1.6 assists in 22 games in Euroleague competition, and 10.3 points (44.4 FG%), 2.8 rebounds and 1.1 assists in 18.1 minutes in 29 games in ACB League games... Before moving to Spain, played eight professional seasons in Slovenia, the last two with Krka Novo Mesto from 2010-12... Helped lead Krka to the 2010-11 and 2011-12 Premier A Slovenian League championships, 2010 and 2011 Slovenian Super Cup titles and 2011 EuroChallenge title, Krka's only EuroChallenge win in club history... Played four seasons with Geoplin Slovan of the Premier A Slovenian League from 2006-10... Averaged 15.8 points in 30 games with Slovan in 2009-10, his highest career scoring average for a season... Played in the 2008 and 2011 Premier A Slovenian League All-Star Games... Played with Jance STZ Ljubljana in 2005-06 and began his professional career with Ilirija Ljubljana as a 15-year-old in 2004-05.

Personal

Born Zoran Dragić on June 22, 1989, in Ljubljana, Slovenia... Married to Svetlana... Father, Marinko, and mother, Mojca, still live in Slovenia, and brother, Goran, also plays for the Suns... Goran is also Zoran's teammate on the Slovenian national team... Nicknamed "Zoki," which is short for Zoran in Slovenia... Has a dog named Toro... Speaks five languages: English, Serbian, Croatian, Spanish and Slovenian... Collects jerseys... Primarily shoots left-handed, but is ambidextrous... Pregame rituals include listening to music and tying his left shoe before his right... Childhood basketball heroes were Michael Jordan and Dejan Bodiroga... Favorite food is spaghetti, and his favorite local restaurant is Fogo de Chao... Follow on Twitter @zoran_dragic

Euroleague Career Statistics

YEAR TEAM	G	MIN	FIELD GOALS			3-POINT		FREE THROWS		REBOUNDS			AST	STL	BLK	PTS	- AVERAGES -		
			FGM-FGA	PCT		FGM-FGA	PCT	FTM-FTA	PCT	OFF-DEF	TOT						RPG	APG	PPG
11-12 Krka	12	345	44-77	.571		5-20	.250	32-49	.653	17-40	57	25	18	2	135	4.8	2.1	14.2	
12-13 Malaga	22	360	37-93	.398		4-31	.129	20-27	.741	23-44	67	11	15	1	98	3.0	0.5	4.5	
13-14 Malaga	22	503	83-201	.413		28-79	.354	45-64	.703	28-31	59	35	16	2	239	2.7	1.6	10.9	
Total	56	1208	164-371	.442		37-130	.285	97-140	.693	68-115	183	71	49	5	472	3.3	1.3	8.4	

Tyler
Ennis

#4



Guard 6-3 175 Current NBA Season: R

Born: 8/24/94, Brampton, Ontario, Canada College: Syracuse

Acquired: Selected with the 18th overall pick (first round) of the 2014 NBA Draft

Status: Signed through 2015-16; Team Options: 2016-17, 2017-18

Pro Career

Selected by the Suns with the 18th overall pick (first round) in the 2014 NBA Draft... Made professional debut as a member of the Suns Las Vegas Summer League entry... Averaged 4.2 points and team-highs of 3.2 assists and 1.6 steals while starting all five of the Suns' games... Signed with the Suns on Aug. 8, 2014.

College

Played one collegiate season at Syracuse, averaging 12.9 points, 5.5 assists, 3.4 rebounds and 2.1 steals... Named to the All-ACC Second Team, ACC All-Freshman and ACC All-Defensive teams with the Orange, in addition to being named ACC Rookie of the Week five times... Also named to the USA Today All-America Second Team and NABC Freshman All-America Team... Led the ACC in assists and steals... Ranked sixth in the nation, and first among freshmen, with a 3.60 assist-to-turnover ratio, and 28th in the nation in both assists and steals per game... Scored in double-digits in 26 games... Started all 34 games for Syracuse and only recorded eight turnovers in the final five minutes of those games, not committing his first in the final five minutes until the 24th game of the season... Helped the Orange to a 25-0 start to the season and a No. 1 national ranking... Made a buzzer-beater from near half-court to beat Pittsburgh in one of the most memorable moments from the 2013-14 college basketball season... Scored a career-high 28 points against California.

International Career

Led Canada to a sixth-place finish at the 2013 FIBA U19 World Championship in Prague, tying the team's best finish at the event... Reached double-figures in eight of nine contests and 20+ points five times, including a tournament-best 42 points in a win against China... Led the competition, which featured five lottery picks in the 2014 NBA Draft, with an average of 20.8 points... Also posted 4.0 rebounds, 2.8 assists and 1.1 steals.

Personal

Full name is Tyler Cameron Ennis... Born in Brampton, Ontario, a suburb of Toronto... The son of Tony McIntyre and Suzette Ennis McIntyre... Has five siblings, older brothers Brandon and Dylan, and younger sisters Brittany, Dominique and Tyllon... Played in high school at St. Benedict Prep in Newark, N.J., leading the Gray Bees to consecutive State Prep A Championships... Named the Gatorade New Jersey Player of the Year in 2011-12, and the Star-Ledger Prep Player of the Year in 2012-13... Selected to play in both the Jordan Brand Classic and the Kentucky Derby Festival Classic in 2013... Scored school-record 53 points in a game as a senior... Helped St. Benedict end an 83-game winning streak (St. Anthony's) and a 54-game winning streak (Findlay Prep) in 2012-13... Pre-game rituals include listing to music and praying while tying his shoes... Threw out the first pitch at games for both the Toronto Blue Jays and Arizona Diamondbacks during the summer of 2014... Follow on Twitter @tdot_ennis

College Career Statistics

YEAR	TEAM	G	MIN	FIELD GOALS		3-POINT		FREE THROWS		REBOUNDS		AST	STL	BLK	PTS	- AVERAGES -		
				FGM-FGA	PCT	FGM-FGA	PCT	FTM-FTA	PCT	OFF-DEF	TOT					RPG	APG	PPG
13-14	Syracuse	34	1215	148-360	.411	30-85	.353	114-149	.765	27-88	115	187	71	6	440	3.4	5.5	12.9

Archie Goodwin #20



Players

Guard **6-5** **200** **Current NBA Season: 2**

Born: 8/17/94, Little Rock, AR **College: Kentucky**

Acquired: From Golden State on June 27, 2013, with Malcolm Lee for the 30th overall pick of the 2013 draft (Nemanja Nedovic)

Status: Signed through 2014-15; Team Options: 2015-16, 2016-17

2013-14

Played for the Suns at the 2014 Las Vegas Summer League, ranking second on the team with an average of 12.8 points while starting all five of the team's games... The second-youngest player in the NBA in 2013-14 (Milwaukee's Giannis Antetokounmpo) and just the third teenager in Suns history, played in 52 games and averaged 3.7 points and 1.7 rebounds while shooting 45.5 FG%... In the final game of the season flashed his potential with a career-high 29 points (11-13 FG, 84.6 FG%) in a career-high 31 minutes at Sacramento on Apr. 16... Joined Andre Drummond and Dwight Howard as the only teenagers to score at least 29 points in a game while shooting over 80% from the field dating back to at least 1985-86... Also joined Drummond, Bradley Beal and Kyrie Irving as the only teenagers to score at least 29 points since Kevin Durant did so seven times in 2007-08... Scored in double-digits four times, including one game with 20+ points... Led the Suns in scoring once, steals six times and blocks once... Tied a then career-high with 16 points and scored in double-digits for the second straight game in addition to recording a career-high seven rebounds at Utah on Feb. 26... Had 10 points in 16 minutes vs. Minnesota on Feb. 25... Scored 16 points, including 12 in the second quarter, at Sacramento on Nov. 19... Had career-high three blocks vs. New Orleans on Nov. 10... Made NBA debut vs. Portland on Oct. 30 and scored first career points vs. Utah on Nov. 1... Twice assigned to Bakersfield of the D-League, averaging 26.4 points (49.4 FG5, 38.5 FG3, 81.0 FT%) and 5.2 rebounds in five games (two starts) with the Jam.

Pro Career

Selected by the Oklahoma City Thunder with the 29th overall pick in the 2013 NBA Draft... Rights acquired by the Suns on draft night along with Malcolm Lee from the Golden State Warriors in exchange for the 30th overall pick... Youngest collegian selected in the 2013 NBA Draft... Made professional debut with the Suns' 2013 Las Vegas Summer League team... Averaged 13.1 points and 3.3 rebounds in seven games (all starts), helping the Suns to a runner-up finish... Signed with the Suns on July 12, 2013.

College

Played the 2012-13 season at Kentucky... Named Freshman All-SEC after leading Kentucky with 14.1 points per game in 33 appearances (33 starts)... Averaged 4.6 rebounds, 2.7 assists and 1.09 steals to help the Wildcats to a 21-12 record... Scored in double digits 25 times including five games with 20+ points... Led the Wildcats in points 12 times, including the final five games of the season... Scored 16 points against Suns teammate Alex Len and Maryland in his collegiate debut on Nov. 9... Tallied career-high 28 points on 8-13 FG and 12-17 FT against Morehead State on Nov. 21... Narrowly missed the second triple-double in UK history against LIU-Brooklyn with 22 points and career highs of nine rebounds and nine assists on Nov. 23... Named SEC Freshman of the Week on Nov. 26 following his performances against Morehead State and LIU-Brooklyn... Ended the season on a season-long streak of eight games scoring in double figures.

continued...

NBA Regular Season Statistics

YEAR TEAM	G	MIN	FIELD GOALS		3-POINT		FREE THROWS		REBOUNDS		AST	STL	BLK	PTS	- AVERAGES -		
			FGM-FGA	PCT	FGM-FGA	PCT	FTM-FTA	PCT	OFF-DEF	TOT					RPG	APG	PPG
13-14 Phoenix	52	533	76-167	.455	5-36	.139	37-55	.673	25-62	87	20	20	11	194	1.7	0.4	3.7

Career Highs

POINTS - 29 (4/16/14 at Sacramento)

REBOUNDS - 7 (2/26/14 at Utah)

ASSISTS - 2 (3 times, last 1/15/14 vs. L.A. Lakers)

BLOCKS - 3 (11/10/13 vs. New Orleans)

STEALS - 2 (5 times, last 4/16/14 at Sacramento)

FGM - 11 (4/16/14 at Sacramento)

FGA - 13 (4/16/14 at Sacramento)

3-PT FGM - 1 (5 times, last 4/16/14 at Sacramento)

3-PT FGA - 4 (11/10/13 vs. New Orleans)

FTM - 6 (4/16/14 at Sacramento)

FTA - 7 (2 times, last 4/16/14 at Sacramento)

MINUTES - 31 (4/16/14 at Sacramento)

Archie Goodwin... continued

Personal


Born Aug. 17, 1994... Son of MeLesha Humphrey, Datron Humphrey and Archie Goodwin Jr... Has nine siblings: Brianna East, Pharren Adams, Bianca East, Summer Humphrey, Kiera Humphrey, Brae'zah East, Makhi Goodwin, Kayla Goodwin and Courtney Goodwin... Native of Little Rock, Ark.... Played at Sylvan Hills High School... Notched Parade All-America accolades... Named Arkansas' Mr. Basketball... Tabbed the Gatorade State Player of the Year in Arkansas... Selected as a McDonald's All-American... Represented the USA at the 2012 Nike Hoop Summit... Ranked as the third best shooting guard and 14th best overall player in his class by Scout.com... Chose Kentucky over Arkansas, Connecticut, Kansas and Memphis... Favorite movie is Pacific Rim... Favorite rapper is Gucci Mane... Favorite players growing up were Tracy McGrady and Kobe Bryant because of their scoring ability and passion... Favorite

offseason activity is working out... Following his first pre-draft workout with the Suns, told General Manager Ryan McDonough that Phoenix is where he wanted to be... Follow on Twitter @ALLaflare10



Gerald Green

#14



Players

Forward **6-8** **205** **Current NBA Season: 8**

Born: 1/26/86, Houston, TX **High School: Gulf Shores Academy**

Acquired: From Indiana on July 27, 2013, with Miles Plumlee and a 2014 lottery-protected first-round pick for Luis Scola

Status: Signed through 2014-15

2013-14

In his seventh NBA season and first with the Suns had the best season of his career, averaging a career-high 15.8 points, 2.5 three-point makes per game (team-high), 1.5 assists and 28.4 minutes in addition to 3.4 rebounds and shooting 44.5 FG%, 40.0 3FG% (career-high, 22nd in NBA) and 84.8 FT% (career-high, t-23rd in NBA) playing in all 82 games (career-high 48 starts)... Averaged 17.4 points, 3.8 rebounds and 1.8 assists in 48 starts... Started 34 straight games from Jan. 2-Mar. 12... Had career-highs with 62 games scoring in double-digits, 25 games with 20+ points (26 in career entering season), five games with 30+ points (three in career entering season) and one game with 40+ points... Four games with 30+ points while playing 30 minutes or fewer; the last NBA player with at least four games of 30+ in 30 or less in a season was Michael Jordan in 1990-91 (five times)... Scoring average of 15.8 points nearly twice his career total in first six seasons (8.0 points)... Made 204 three-pointers for the season, the third highest total in Suns history and fourth most in the NBA in 2013-14... Had 24 games with 4+ three-point makes, tied-2nd in the NBA trailing only Stephen Curry... Led the Suns in scoring 16 times (second-most on team), in rebounds four times, in assists once, in steals nine times and in blocks 12 times... Scored in double-digits in a career-long 15 straight games from Feb. 5-Mar. 10, including career-long three straight games of 25+ points from Feb. 8-18... Scored 20+ points in a career-long four straight games from Apr. 4-11... Made the second game-winner of his career and first in the final 30 seconds on Jan. 8 at Minnesota, hitting an 18-foot corner jumper with :03.9 to play to give the Suns a 104-103 win... The Suns went 17-8 when scoring 20+ points and 5-0 when scoring 30+... Career-high and Suns season-high 41 points (first career game with 40+) in win vs. Oklahoma City on Mar. 6... Shot 12-22 FG, 8-13 3FG, 9-11 FT in scoring 41 points, with the eight made three-pointers establishing a career-high in addition to a Suns season-high and tying the second-highest mark in a game in Suns history... Scored 25 (7-11 FG, 6-7 3FG, 5-6 FT) of his 41 points in the third quarter, the second-most points in a period in Suns history (Stephon Marbury, 26, 4th,

continued...

NBA Regular Season Statistics

YEAR	TEAM	G	MIN	FIELD GOALS		3-POINT		FREE THROWS		REBOUNDS		AST	STL	BLK	PTS	- AVERAGES -		
				FGM-FGA	PCT	FGM-FGA	PCT	FTM-FTA	PCT	OFF-DEF	TOT					RPG	APG	PPG
05-06	Boston	32	374	66-138	.478	6-20	.300	29-37	.784	10-31	41	18	13	4	167	1.3	0.6	5.2
06-07	Boston	81	1780	310-739	.419	95-258	.368	128-159	.805	68-140	208	83	41	24	843	2.6	1.0	10.4
07-08	Min/Hou	30	362	52-151	.344	15-39	.385	34-41	.829	13-51	64	29	8	4	153	2.1	1.0	5.1
08-09	Dallas	38	376	79-180	.439	14-46	.304	27-32	.844	14-40	54	15	10	5	199	1.4	0.4	5.2
11-12	New Jersey	31	781	154-320	.481	43-110	.391	49-65	.754	15-93	108	34	28	17	400	3.5	1.1	12.9
12-13	Indiana	60	1080	155-424	.366	59-188	.314	52-65	.800	31-110	141	50	19	23	421	2.4	0.8	7.0
13-14	Phoenix	82	2330	448-1006	.445	204-510	.400	195-230	.848	48-227	275	122	70	42	1295	3.4	1.5	15.8
TOTALS		354	7083	1264-2958	.427	436-1171	.372	514-629	.817	199-692	891	351	189	119	3478	2.5	1.0	9.8

NBA Playoff Statistics

YEAR	TEAM	G	MIN	FIELD GOALS		3-POINT		FREE THROWS		REBOUNDS		AST	STL	BLK	PTS	- AVERAGES -		
				FGM-FGA	PCT	FGM-FGA	PCT	FTM-FTA	PCT	OFF-DEF	TOT					RPG	APG	PPG
08-09	Dallas	6	26	4-14	.286	1-5	.200	2-4	.500	0-2	2	0	1	0	11	0.3	0.0	1.8
12-13	Indiana	9	105	21-50	.420	11-33	.333	2-2	1.000	2-10	12	3	0	1	55	1.3	0.3	6.1
TOTALS		15	131	25-64	.391	12-38	.316	4-6	.667	2-12	14	3	1	1	66	0.9	0.2	4.4

Career Highlights

POINTS - 41 (3/6/14 vs. Oklahoma City)

REBOUNDS - 12 (11/9/08, Dallas at L.A. Clippers)

ASSISTS - 6 (4/16/06, Boston at New Jersey)

BLOCKS - 4 (12/26/06, Boston at Denver)

STEALS - 5 (1/4/14 vs. Milwaukee)

FGM - 14 (4/17/13, Indiana vs. Philadelphia)

FGA - 25 (4/6/07, Boston vs. Miami)

3-PT FGM - 8 (3/6/14 vs. Oklahoma City)

3-PT FGA - 14 (12/18/14 at Denver)

FTM - 10 (3/2/14 vs. Atlanta)

FTA - 11 (3/6/14 vs. Oklahoma City)

MINUTES - 45 (4/10/07, Boston at Atlanta)

Gerald Green... continued

Nov. 29, 2002) while his six three-point makes tied a Suns record for most in a quarter (Shannon Brown, 4th, Nov. 7, 2012)... Scored a then career-high 36 points in the Suns overtime win at Denver on Feb. 18 despite playing just 29:45 due in part to foul trouble... Became the first Sun since Tom Chambers in 1990 to score 36+ points in 30 minutes or fewer and the first NBA player to do so in an overtime game since Denver's Mike Evans in 1985... Had a remarkable all-around game at Philadelphia on Jan. 27 with 30 points (10-12 FG, 4-5 3FG) and three blocks in just 28 minutes; the last NBA player to have at least 30 points on 80.0 FG% along with 4+ three-pointers and 3+ blocks was Larry Bird in 1986... Also posted 30-point games on Mar. 2 vs. Atlanta (33 in 30 minutes) and on Apr. 4 at Portland (32 in 29 minutes)... Career-high and tied Suns season-high with five steals vs. Milwaukee on Jan. 4; four of five steals led directly to fast break dunks with the other being a fast break assist... One of three Suns to play in all 82 games.

Pro Career**AWARDS AND RECOGNITION**

Finished fourth in voting for the 2013-14 NBA Most Improved Player award... Winner of the 2007 NBA Slam Dunk contest at All-Star weekend in Las Vegas... Dethroned the defending champion (Nate Robinson) in the final of the 2007 NBA Slam Dunk contest, receiving the only perfect score of 50 of the entire competition for his final dunk... Also participated in the 2008 (runner-up) and 2013 NBA Slam Dunk contests... Named MVP of the 2012 NBA D-League All-Star Game leading the West to a 135-132 win with a game-high 28 points on 10-17 FG, 3-8 3FG and 5-5 FT on Feb. 25, 2012.

CAREER NOTES

Seven-year NBA veteran owns career averages of 9.8 points, 2.5 rebounds and 1.0 assists in 354 games (98 starts) with Boston (2005-07), Minnesota (2007-08), Houston (2008), Dallas (2008-09), New Jersey (2011-12), Indiana (2012-13) and Phoenix (2013-14)... Traded to Phoenix along with Miles Plumlee and a lottery-protected 2014 first round pick in exchange for Luis Scola on July 27, 2013... Entered NBA after being selected by Boston with the 18th overall pick of the 2005 NBA Draft... Traded by Boston to Minnesota along with Ryan Gomes, Al Jefferson, Theo Ratliff, Sebastian Telfair and two first round picks in exchange for Kevin Garnett on July 31, 2007... Traded by Minnesota to Houston for Kirk Snyder and a 2010 second round pick on Feb. 21, 2008... Waived by Houston on March 8, 2008... Signed as a free agent with Dallas on July 3, 2008... Played in Russia from 2009-2011 and following a brief stint in China, signed with the Los Angeles D-Fenders of the NBA D-League after being waived in training camp by the L.A. Lakers... Called up by New Jersey on Feb. 27, 2012, and played remainder of season with the Nets... Signed as a free agent with Indiana on July 12, 2012 and played one season with the Pacers before being traded to the Suns... Owns one career double-double on Nov. 9, 2008 (Dallas at L.A. Clippers), which is also his only career double-digit rebounding game... 146 career double-figure scoring efforts, including 51 contests with 20+ points and eight games with 30+ points, setting career-highs in each in 2013-14... In his sixth NBA season and first with the Pacers, averaged 7.0 points, 2.4 rebounds and 0.8 assists in 18.0 minutes in 60 games (seven starts)... Scored in double figures 12 times, including three games over 20 points and one game with at least 30 points... Started the first three games of the season and was a starter on opening night for the first time in his career... In the last of his seven starts for the Pacers, scored a then career-high 34 points with a career-best six 3-pointers (6-12 3FG) vs. Philadelphia on April 17... Appeared in nine playoff games for the Pacers, scoring 10+ points in each of the first three games in the first round against Atlanta, highlighted by a playoff career-high 15 points (6-11 FG, 3-6 3FG) in Game 2 of that series... Averaged then career highs in points (12.9), rebounds (3.5), assists (1.1), field goal percentage (48.1%), 3-point percentage (39.1%) and minutes (25.2) in 31 games with New Jersey during the 2011-12 season... Made a six-foot jumper with :51.8 on the clock for the game-winner, scoring the final points of the Nets 102-100 win at Golden State on Mar. 30... Averaged double-digits scoring with 10.4 points while playing a career-high 81 games with Boston in 2006-07... Played in 15 career playoff games (six in 2009 with Dallas, nine in 2013 with Indiana) and has averaged 4.4 points in 8.7 minutes... Averaged 19.1 points, 4.6 rebounds and 1.1 steals in 22 appearances with the D-Fenders of the NBA D-League in 2011-12, earning D-League All-Star honors... As a rookie in 2005-06, played nine total D-League games with the Fayetteville Patriots and Florida Flame.



International Career

Played four games in the 2011-12 season with Foshan of the Chinese Basketball Association... Spent the 2010-11 season in Samara, Russia, playing for Krasnie Krylya of the Professional Basketball League... In a total of 36 games, averaged 12.0 points, 3.4 rebounds and 1.0 steals in five Eurocup games and 31 domestic league games... Named a PBL All-Star and won the league's slam dunk competition... Scored double-digits in 23 games including seven games with 20+ and a season-high of 23 points vs. Spartak SP on June 11... Registered two double-doubles... Played the 2009-10 season with Locomotiv Kuban in Russia's SuperLeague... Averaged 16.1 points, 4.1 rebounds and 1.7 assists in 20 appearances (SuperLeague and EuroChallenge combined)... Opened Russian experience with 29 points vs. Unics Kazan on Dec. 12... Scored season-best 36 points vs. Triumph on 13-18 FG, 4-7 3FG and 6-6 FT.

High School

Named a McDonald's All-American after his senior season at Gulf Shores Academy in Houston, Texas, where he averaged 33.0 points, 12.0 rebounds and 7.0 assists... Leading scorer in the 2005 McDonald's game with 24 points... Won the McDonald's All-America Game Slam Dunk competition... As a junior, he led Gulf Shores Academy to a 39-2 record with averages of 28.8 points, 13.0 rebounds and 6.0 blocks... Didn't play basketball his freshman and sophomore years at Dobie High School in Houston... Played his junior season at Dobie, then transferred to Gulf Shores Academy, where he repeated his junior year and played his senior year... Rated the top high school prospect in the nation by Rivals.com, he originally committed to attend Oklahoma State, before deciding to enter the NBA draft.

Personal

Born at halftime of Super Bowl XX on Jan. 26, 1986, he is the son of Brenda and Gerald Green, Sr., a retired firefighter... Has two sisters, Tenika and Delonya, and one brother, Garlon, who played basketball at TCU... Favorite offseason activity is fishing... Favorite vacation destination is Puerto Rico... Favorite movies are Above the Rim and Face/Off... Favorite video games are FIFA, Madden and Grand Theft Auto... Favorite TV shows are The Sopranos, The Wire and House Hunters... If he wasn't in the NBA, believes he would have pursued being a real estate agent as a career path... When he was 11 years old lost his right ring finger above the lower knuckle after catching it on a nail on a ledge over a door at his home... For years Green refused to discuss the injury and his finger until he realized he could inspire people with his story... Was cut from his high school basketball team as both a freshman and a sophomore at Dobie H.S. before being added to the team as a sophomore, then making the varsity team as a junior.



Alex Len

#21



Center 7-1 260 Current NBA Season: 2

Born: 6/16/93, Antratsit, Ukraine College: Maryland

Acquired: Selected with the fifth overall pick (first round) of the 2013 NBA Draft

Status: Signed through 2014-15; Team Options: 2015-16, 2016-17

2013-14

Played in one game for the Suns at the 2014 Las Vegas Summer League before sustaining a finger fracture... In his rookie season averaged 2.0 points and 2.4 rebounds in 42 games (three starts)... Made first career start on Mar. 4 vs. the L.A. Clippers, starting three straight games from Mar. 4-9... Recorded one double-digit rebounding game... Led Suns in rebounds once and in blocks seven times... Scored career-high nine points twice... Had nine points on a career-high four field goals vs. Orlando on Mar. 19... Posted nine points, six rebounds and 16 minutes vs. Denver on Jan. 19... Played nine minutes (all in the fourth quarter) and had six points including the go-ahead tip-in and-one to break a tie and give the Suns the lead for good with :54.0 to play on Mar. 14 at Boston... Had career-highs of 10 rebounds and 22 minutes, in addition to seven points at Milwaukee on Jan. 29... Swatted career-high three shots vs. Detroit on Mar. 21... Made NBA debut in season opener vs. Portland on Oct. 30, tallying two points, two rebounds and one block in eight minutes... Missed 26 games (Nov. 5-15, Nov. 22-Jan. 2) with a sore left ankle.

Pro Career

Selected by the Suns with the fifth overall pick of the 2013 NBA Draft... The highest-drafted Ukrainian in NBA history... First Maryland player selected by the Suns since D.J. Strawberry (59th overall in 2007) and first Terrapin ever drafted by the Suns in the first round... 21st early entry candidate selected in franchise history... Signed with Suns on Aug. 29, 2013... Underwent surgery on his left ankle in May, 2013, and surgery on his right ankle on July 12, 2013... Along with Slava Kravtsov, became the first Ukrainian teammates in NBA history with the Suns in 2013-14.

College

Two-year performer at Maryland, averaged 9.7 points, 7.0 rebounds and 2.08 blocks in 60 career games (48 starts)... Had 32 career double-digit scoring games and seven career double-doubles... Named honorable mention All-ACC and to the All-ACC Defensive Team as a sophomore in 2012-13... Selected to the USBWA All-District III Team... Led the ACC with 78 blocks and 2.1 blocks per game as a sophomore... Ranked second on the team with 11.9 points and fifth in the conference with 7.8 rebounds per game in 38 contests... Scored in double figures in 26 games and recorded six double-doubles... Tallied a career-high 23 points in addition to 12 rebounds in season opener against No. 3 Kentucky on Nov. 9, 2012... Hit the game-winning shot to give Maryland a 51-50 victory over NC State, scoring on a tip-in with 0.9 seconds left... Blocked a career-high six shots in the NIT semifinal vs. Iowa, while posting 16 points and nine rebounds... Averaged 6.0 points, 5.4 rebounds and 2.14 blocks in 22 games as a freshman in 2011-12... Ranked third in the ACC in conference games only with 2.2 blocks per game... Had 14 points, eight rebounds and three blocks in collegiate debut vs. Albany on Dec. 28, 2011... Posted first career double-double with 12 points and 11 boards in ACC debut at NC State.

NBA Regular Season Statistics

YEAR	TEAM	G	MIN	FIELD GOALS		3-POINT		FREE THROWS		REBOUNDS		AST	STL	BLK	PTS	- AVERAGES -		
13-14	Phoenix	42	362	FGM-FGA	PCT	FGM-FGA	PCT	FTM-FTA	PCT	OFF-DEF	TOT					RPG	APG	PPG
				33-78	.423	0-0	-	20-31	.645	39-60	99	4	4	18	86	2.4	0.1	2.0

Career Highs

POINTS - 9 (2 times, 3/19/14 vs. Orlando)

REBOUNDS - 10 (1/29/14 at Milwaukee)

ASSISTS - 1 (4 times, last 3/19/14 vs. Orlando)

BLOCKS - 3 (3/21/14 vs. Detroit)

STEALS - 1 (4 times, last 4/16/14 at Sacramento)

FGM - 4 (3/19/14 vs. Orlando)

FGA - 8 (3/4/14 vs. L.A. Clippers)

3-PT FGM - 0

3-PT FGA - 0

FTM - 3 (2 times, last 3/9/14 at Golden State)

FTA - 4 (3 times, last 3/9/14 at Golden State)

MINUTES - 22 (1/29/14 at Milwaukee)

International Career


Represented Ukraine at the 2010 FIBA Europe U18 Championship... In nine games, averaged 16.0 points (4th highest at competition), 11.4 (2nd), 4.3 blocks (1st) and 1.7 steals (13th) in 29.0 minutes... Nearly recorded a triple-double with 20 points, 17 rebounds and nine blocked shots vs. Germany... Posted 24 points and 20 rebounds in a win over Sweden... Also represented Ukraine at the 2009 FIBA Europe U16 Championship... Averaged 8.0 points, 4.8 rebounds and 2.6 blocks (2nd highest at competition) in 18.6 minutes in five games.

Personal

Born Oleksiy Len on June 16, 1993, in Antratsit, Ukraine... Mother is Julia Len, a former track athlete... Has a sister, Anna Shaposhnikova... Often plays with "#PrayForUkraine" written on his shoes as he hopes for peace to the conflict in his home country... A gymnast growing up because he liked Jackie Chan movies... Began playing basketball at age 10... Combined gymnastics and basketball backgrounds at first Maryland midnight scrimmage, performing a cartwheel before being passed a ball and dunking when introduced... Majored in Family Sciences at Maryland... Likes to listen to reggae as a pre-game warm-up... Favorite movies are A Bronx Tale, Pulp Fiction and Goodfellas... Favorite app is Candy Crush... Favorite offseason activity is swimming... Favorite comfort food is pasta... Follow on Twitter @alexlen



Marcus Morris #15



Forward 6-9 235 **Current NBA Season: 4**

Born: 9/2/89, Philadelphia, PA

College: Kansas

Acquired: From Houston on Feb. 21, 2013, for a 2013 second-round pick.

Signed contract extension on Sept. 29, 2014.

Status: Signed through 2018-19

2013-14

In his third NBA season and first full season with the Suns averaged career-highs of 9.7 points, 3.9 rebounds, 1.1 assists, 44.2 FG%, 38.1 3FG% and 76.1 FT% in 82 games (one start)... Scored in double-digits 42 times after doing so 30 times in his first two seasons combined... Two games of 20+ points, doubling his total entering the season... Led Suns in scoring twice, rebounds four times, steals 12 times and blocks four times... Scored in double-digits in career-long seven straight games from Feb. 28-Mar. 12... Had two separate career-long streaks of 13 straight games making a three-pointer (Nov. 3-27 and Feb. 18-Mar. 12)... Had 18 games of 15+ points with the Suns going 13-5 in those contests... Scored 15+ points in three straight games for first time in career from Jan. 29-Feb. 1... Tied season-high with 22 points and led team with six rebounds at Sacramento in season finale at Sacramento on Apr. 16... Made career-high 10 field goals in first scoring his season-high of 22 points at L.A. Lakers on Dec. 10... Led Suns with 18 points at Memphis on Dec. 3... Made career-high five three-pointers and scored 19 points vs. L.A. Lakers on Dec. 23... Scored 11 points including a personal 8-0 run in the second half of a tight win vs. Boston on Feb. 19... Had 15 points, six rebounds and a career-high four steals at L.A. Lakers on Mar. 30... Led Suns in scoring for second time on season with 16 points vs. L.A. Clippers on Apr. 2... Three times recorded a season-high nine rebounds and scored in double-digits in each game, thrice (Nov. 5 vs. New Orleans, Nov. 15 vs. Brooklyn, Feb. 2 vs. Atlanta) missing his first career double-double by a single rebound... Made one start and played a career-high 38 minutes while scoring 14 points vs. Cleveland on Mar. 12... One of three Suns to play in all 82 games.

Pro Career

Three-year NBA player originally selected by the Houston Rockets with the 14th overall pick of the 2011 NBA Draft owns career averages of 8.1 points and 3.5 rebounds in 176 games (24 starts), including 8.8 points and 3.6 rebounds in 105 games (seven starts) as a member of the Suns... Was selected one pick after twin brother, Markieff (Suns), and the pair became just the third set of brothers ever selected in the first round of the same draft (Horace and Harvey Grant, 1987; Brook and Robin Lopez, 2008)... On Feb. 21, 2013, traded to the Suns by Houston for a 2013 second round draft pick... His acquisition by the Suns gave Phoenix at the time just the 13th pair of brother teammates in NBA history... Just the second pair of twin teammates in league history, joining the Suns' own Dick and Tom Van Arsdale (1976-77)... Made their debut together on Feb. 22, 2013, the 70th birthday of the Van Arsdale twins... March 8, 2013, became the first pair of twins to start a game as teammates in NBA history... Also joined the Van Arsdales as the only two sets of brothers drafted with consecutive picks (Morris: 13/14 in 2011; Van Arsdales: 10/11 in 1965)... Joined Tyler and Ben Hansbrough (Indiana) as the only brother teammates in 2012-13, replaced by J.R. and Chris Smith (New York) in 2013-14, and are the only brother teammates in 2014-15... 72 double-digit scoring efforts in his career, including 48 as a member of the Suns... Four career 20-point efforts, including a career-high 24 points on Dec. 29, 2012 (Houston vs. Oklahoma City)... As a Sun,

NBA Regular Season Statistics

YEAR	TEAM	G	MIN	FIELD GOALS		3-POINT		FREE THROWS		REBOUNDS		AST	STL	BLK	PTS	- AVERAGES -		
				FGM-FGA	PCT	FGM-FGA	PCT	FTM-FTA	PCT	OFF-DEF	TOT					RPG	APG	PPG
11-12	Houston	17	126	16-54	.296	2-17	.118	6-8	.750	5-11	16	3	2	2	40	0.9	0.2	2.4
12-13	Hou/Phx	77	1524	222-526	.422	86-233	.369	66-117	.564	80-197	277	62	45	20	596	3.6	0.8	7.7
13-14	Phoenix	82	1800	288-651	.442	99-260	.381	121-159	.761	84-235	319	88	72	18	796	3.9	1.1	9.7
TOTALS		176	3450	526-1231	.427	187-510	.367	193-284	.680	169-443	612	153	119	40	1432	3.5	0.9	8.1

Career Highs

POINTS - 24 (12/29/12, Houston vs. Oklahoma City)

REBOUNDS - 10 (1/26/13, Houston vs. Brooklyn)

ASSISTS - 5 (2/19/12, Houston vs. Philadelphia)

BLOCKS - 3 (11/14/12, Houston vs. New Orleans)

STEALS - 4 (3/30/14 at L.A. Lakers)

FGM - 10 (12/10/13 at L.A. Lakers)

FGA - 16 (2 times, last 12/29/12, Houston vs. Oklahoma City)

3-PT FGM - 5 (12/23/13 vs. L.A. Lakers)

3-PT FGA - 9 (12/28/13 vs. Philadelphia)

FTM - 6 (6 times, last 4/16/14 at Sacramento)

FTA - 8 (3 times, last 4/16/14 at Sacramento)

MINUTES - 38 (3/12/14 vs. Cleveland)



averaged 5.7 points, 2.5 rebounds and 16.1 minutes in 23 games (six starts) in 2012-13... Overall, with the Suns and Rockets, averaged 7.7 points, 3.6 rebounds and 19.8 minutes in 77 appearances (23 starts)... Six double-digit scoring efforts overall with the Suns, including two efforts of 15 points or more... Feb. 27-March 8, recorded four-straight double-digit scoring games for the first time since a then career-long five-game streak (Dec. 16-25, 2012)... Did not miss a game due to injury in 2012-13... As a rookie with Houston, averaged 2.4 points and 0.9 rebounds in 17 games... Made his NBA debut on Dec. 26, 2011, at Orlando... Assigned to the Rockets' NBA D-League affiliate, Rio Grande Valley, on Jan. 3... In his debut with the Vipers, posted 33 points, 16 rebounds, five assists and two steals on Jan. 6, 2012 against Dakota... Suffered a right ankle sprain while with the Vipers, re-joining Rio Grande Valley on Feb. 3 after rehab... Overall, averaged 20.7 points, 8.3 rebounds, 1.1 assists and 1.27 steals in 11 games (nine starts) with the Vipers... Member of the Rockets 2012 Las Vegas Summer League squad... One of 20 college players chosen by USA Basketball to train against the USA Men's National Team during the 2010 offseason.

College

A three-year starter at Kansas (2008-11), established career averages of 12.6 points and 6.2 rebounds in 109 games... Finished his career 25th on the all-time KU scoring list (1,371 points), 16th all-time in rebounds (676), ninth in double-doubles (19) and 12th on the single-season scoring list (654 points in 2010-11)... Selected the Big 12 Player of the Year and the Big 12 Championship Most Outstanding Player following a standout junior season in which he averaged a team-best 17.2 points and 7.6 rebounds while finishing second in the Big 12 Conference in shooting percentage (57.0%, ranked 21st nationally)... Wooden Award Finalist and an Oscar Robertson Trophy finalist in 2010-11, added First-Team All-Big 12 accolades, as well as USBWA, NABC and AP All-America Second Team honors... As a sophomore, was chosen the 2009-10 Yahoo! Sports Most Improved Player and was selected to the Big 12 All-Improved Team by the media... Named All-Big 12 Second Team by the coaches in 2009-10... In 2008-09, was a Big 12 All-Rookie Team selection after starting 22 games as a freshman, and also led the Big 12 freshmen class in rebounding (4.7).

Personal

Born Marcus Morris in Philadelphia, Pennsylvania... Mother is Thomasine "Angel" Morris... Four brothers, Donte, Blake, David and twin teammate, Markieff... Seven minutes younger than his fraternal twin brother, who was drafted just minutes before him in 2011 NBA Draft... Nickname is "Mook"... Majored in American studies at KU... Voted "Most Likely to Succeed" in high school... Averaged 24.8 points and eight rebounds in 2007-08 for APEX Academy (Pennsauken, NJ)... Prior to APEX, led the Prep Charter High School Eagles to back-to-back State titles in 2006 and 2007... Grew up a fan the hometown Philadelphia Eagles, was frequently at odds with brother Markieff, who is a supporter of the Dallas Cowboys... Favorite movies of all-time are The 6th Man, Good Burger and Taken... Favorite vacation destination is Dominican Republic... Favorite video game is Madden... Would have pursued being a video game creator or football player if not in the NBA... Holds a special bond with his late grandmother, Shirley, who passed away due to cancer in 2013... After the Morris' childhood home was destroyed by a fire, the family moved in with Shirley... Shirley came up with Marcus and Markieff's nicknames (Mook and Keef)... Along with Markieff allowed fans to vote on Twitter to decide which new tattoo the twins would get in the summer of 2014; the fans and brothers decided on a tattoo of a ribbon honoring their late grandmother... The twins have another tattoo of her name on their right wrists that they kiss during the national anthem before each game... He and Markieff have all identical tattoos... He and Markieff have the words "Family Over Everything" tattooed on their left biceps and include "FOE" at the end of most tweets... Favorite comfort food is cornbread... Follow on Twitter @MookMorris2

Markieff #11 Morris



Forward **6-10** **245** **Current NBA Season: 4**
Born: 9/2/89, Philadelphia, PA **College: Kansas**
Acquired: Selected with the 13th overall pick (first round) of the 2011 NBA Draft. Signed contract extension on Sept. 29, 2014.
Status: Signed through 2018-19

2013-14

Had a breakthrough season and averaged career-highs of 13.8 points, 6.0 rebounds, 1.8 assists, 48.6 FG% (36th in NBA) and 79.2 FT% in 81 appearances (all off the bench)... Scored 1,115 points in the season, all off the bench, becoming the third Suns player to score at least 1,100 points off the bench in a season... Led the NBA in points scored off the bench (1,115), double-digit scoring games off the bench (59) and double-doubles off the bench (11)... Posted single-season career-highs with 59 games scoring in double-digits, 18 games with 20+ points, 11 games with double-digit rebounds and 11 double-doubles... Led Suns in scoring 12 times (tied-third on Suns), rebounds 14 times (third on Suns), steals 13 times (tied-fourth on Suns) and blocks 19 times (tied-second on Suns)... Entered the season with a career-high of 23 points, a total which he surpassed 12 times during the season... Only player in NBA to average over 13.0 points and 6.0 rebounds off the bench among those who played at least 25 games as a reserve... Over the final 45 games scored in double-digits 41 times and averaged 15.6 points over this span... Scored in double-digits in career-long 12 straight games from Jan. 15-Feb. 5... Twice had streaks of three consecutive games with 20+ points (Nov. 6-10, Feb. 21-25)... Had six games shooting at least 75.0 FG% (minimum 10 attempts) which ranked tied-2nd in the NBA, trailing only Dwight Howard... Named Western Conference Player of the Week for Nov. 4-10 after averaging 22.8 points, 8.0 rebounds and 2.0 steals while shooting 69.8 FG% as the Suns went 3-1 for the week... In three games from Nov. 6-10, shot over 75.0 FG% in each game with at least 12 field goal attempts in each; joined Dwight Howard and Charles Barkley as the only three players in the NBA to shoot at least 75.0 FG% with that many attempts in three straight games dating back to 1989-90... Scored career-high 28 points (10-13 FG) and 10 rebounds vs. Denver on Nov. 8, recording double-doubles in consecutive games for the first time in his career... Scored 27 points and had a season-high 15 rebounds off the bench at Cleveland on Jan. 26 to become the first player to record at least 27 points and 15 rebounds off the bench in game since Yao Ming did so in 2002... Twice made a career-high 11 field goals on the season, in a 25-point and 11-rebound game vs. Toronto on Dec. 6 and in a 23-point and 12-rebound game at San Antonio on Nov. 6... Dec. 6 vs. Toronto made his first 11 field goal attempts of the game, finishing 11-14 FG... Played a career-high 42 minutes and posted a double-double with 13 points and 12 rebounds at Denver on Feb. 18... Scored game-high 25 points, had six rebounds, three steals and three blocks at Denver on Dec. 20, setting career-highs with 11 free throw makes and 15 free throw attempts... Missed one game, the first game of the season vs. Portland on Oct. 30, due to a league suspension.

Pro Career

AWARDS AND RECOGNITION

Western Conference Player of the Week for Nov. 4-10, 2013... Finished fourth in voting for NBA Sixth Man Award and 10th in voting for NBA Most Improved Player.

CAREER NOTES

Three-year NBA player originally selected by the Suns with the 13th overall pick in the 2011 NBA Draft, owns career averages of 10.0 points and 5.1 rebounds in 226 games (39 starts)... Twin brother Marcus was selected in the first round of the 2011 draft with the very next pick, 14th overall by the Houston Rockets... Third set of brothers ever selected in the first round of the same draft (Horace and Harvey Grant, 1987; Brook and Robin Lopez, 2008)... On Feb. 21, 2013, the Suns acquired Marcus from the Rockets, giving Phoenix then just the 13th pair of brother teammates in NBA history... Just the second pair of twin teammates in league history, joining the Suns' own Dick and Tom Van Arsdale (1976-77)... Morris brothers made their debut together on Feb. 22, 2013, the 70th birthday of the Van Arsdale twins... Also join the Van Arsdales as the only two sets of brothers drafted with consecutive picks (Morris: 13/14 in 2011; Van Arsdales: 10/11 in 1965)... March 8, 2013, became the first pair of twins to start a game as teammates in NBA history... Owns 110 career double-digit scoring efforts, including a single-season career-high 51 in 2013-14... 24 career 20-point efforts, including 18 in 2013-14... 15 career double-doubles, including a single-season career-high 11 in 2013-14... In 2012-13, averaged 8.2 points, 4.8 rebounds and 1.3 assists while appearing in all 82 games (32 starts)... One of two Suns to appear in every game in 2012-13... Had perhaps best all-around game of his career on April 15, recording 20 points, seven rebounds, five steals and six blocks, the first NBA player with at least those numbers since Suns forward Antonio McDyess (April 4, 1998)... 18 double-digit scoring efforts in 32 starts, 11 double-digit scoring efforts in 50 reserve appearances... In the 27 contests after the Suns acquired his twin brother (Feb. 22-April 17), averaged 10.0 points (7.3 points before the trade), 6.0 rebounds (4.3), 1.19 steals (0.82) and 1.00 blocks (0.67)... During the season, set new career highs in scoring (23, Nov. 23 vs. New Orleans) and rebounding (17, Dec. 6 vs. Dallas)... Five double-digit rebounding efforts... Three double-doubles... As a rookie in 2011-12, became just the

seventh Sun in franchise history selected to play in the Rising Stars Challenge at NBA All-Star Weekend... Averaged 7.4 points as a rookie, the highest by a Suns first-year player since Leandro Barbosa in 2003-04... Averaged 4.4 rebounds as a rookie, most by a Suns rookie since Amar'e Stoudemire in 2002-03... Despite lockout-shortened schedule in 2011-12, tallied 22 double-digit scoring efforts, the most by a Suns rookie since Barbosa in 2003-04 (24)... First career 20-point game on Feb. 14, 2012, the first by a Suns rookie since Barbosa... One rookie double-double came Jan. 8 (eighth game), the earliest in a career by a Suns rookie since Shawn Marion (first game, 1999)... First Suns rookie with multiple double-digit scoring efforts in first five games since Stoudemire (Oct. 30-Nov. 1, 2002)...

College

Three-year performer at the University of Kansas named All-Big 12 Second Team, Honorable Mention AP All-American and Big 12 Championship All-Tournament Team as a junior in 2010-11... Improved scoring, rebounding and field goal percentage in all three collegiate seasons and finished with career averages of 8.5 points, 6.1 rebounds and 55.3% field goal shooting in 109 career games (44 starts)... Averaged career-highs of 13.6 points, 8.3 rebounds, and 58.9% shooting from the field as a junior... Led Big 12 in rebounds as a junior, and led the conference with 13 double-doubles ... Career 55.3% shooter connected on a career-high 58.9% as a junior, the top mark in the Big 12 and the 12th-best in the nation.

Personal

Born in Philadelphia, Penn... Son of Thomasine "Angel" Morris... Has four brothers, Donte, Blake, David and twin brother Marcus... Marcus, a teammate at Kansas and with the Suns, was selected immediately after him in the 2011 NBA Draft (14th overall by the Houston Rockets)... Seven minutes older than fraternal twin Marcus and an inch taller... Nickname is "Keef"... Played football through 10th grade but switched to basketball after his mom told him he was too tall for football... Played wide receiver growing up, emulating Michael Irvin and Jerry Rice... Grew up a fan of Irvin and the Dallas Cowboys, was frequently at odds with brother Marcus, who is a supporter of the hometown Philadelphia Eagles... Modeled his basketball game after Rasheed Wallace... Majored in American studies... As a high school junior and senior, won state titles with Philadelphia Prep Charter in 2006 and 2007... Favorite movies are Space Jam, The 6th Man and Men In Black... Favorite video game is Madden... Would have pursued playing in the NFL if he wasn't in the NBA... Holds a special bond with his late grandmother, Shirley, who passed away due to cancer in 2013... After the Morris' childhood home was destroyed by a fire, the family moved in with Shirley... Shirley came up with Markieff and Marcus' nicknames (Keef and Mook)... Along with Marcus allowed fans to vote on Twitter to decide which new tattoo the twins would get in the summer of 2014; the fans and brothers decided on a tattoo of a ribbon honoring their late grandmother... The twins have another tattoo of her name on their right wrists that they kiss during the national anthem before each game... He and Markieff have all identical tattoos... He and Marcus have the words "Family Over Everything" tattooed on their left biceps and include "FOE" at the end of most tweets... Follow on Twitter @Keefmorris



Players

NBA Regular Season Statistics

YEAR	TEAM	G	MIN	FIELD GOALS		3-POINT		FREE THROWS		REBOUNDS		AST	STL	BLK	PTS	- AVERAGES -		
				FGM-FGA	PCT	FGM-FGA	PCT	FTM-FTA	PCT	OFF-DEF	TOT					RPG	APG	PPG
11-12	Phoenix	63	1227	174-436	.399	43-124	.347	76-106	.717	69-210	279	65	41	42	467	4.4	1.0	7.4
12-13	Phoenix	82	1837	266-653	.407	45-134	.336	93-127	.732	131-265	396	108	77	64	670	4.8	1.3	8.2
13-14	Phoenix	81	2153	411-845	.486	34-108	.315	259-327	.792	139-346	485	144	68	51	1115	6.0	1.8	13.8
TOTALS		226	5217	851-1934	.440	122-366	.333	428-560	.764	339-821	1160	317	186	157	2252	5.1	1.4	10.0

Career Highs

POINTS - 28 (11/8/13 vs. Denver)

REBOUNDS - 17 (12/6/12 vs. Dallas)

ASSISTS - 5 (3 times, last 2/21/14 vs. San Antonio)

BLOCKS - 6 (4/15/13 vs. Houston)

STEALS - 5 (2 times, last 4/15/13 vs. Houston)

FGM - 11 (2 times, last 12/6/13 vs. Toronto)

FGA - 20 (2/25/14 vs. Minnesota)

3-PT FGM - 3 (6 times, last 3/23/14 at Minnesota)

3-PT FGA - 6 (2 times, last 1/23/13 at Sacramento)

FTM - 11 (12/20/13 at Denver)

FTA - 15 (12/20/13 at Denver)

MINUTES - 42 (12/18/14 at Denver)

Miles Plumlee #22



Center **6-11** **255** **Current NBA Season: 3**

Born: 9/1/88, Fort Wayne, IN **College: Duke**

Acquired: From Indiana on July 27, 2013, with Gerald Green and a 2014 lottery-protected first-round pick for Luis Scola

Status: Signed through 2014-15; Team Option: 2015-16

2013-14

Played for the Suns at the 2014 Las Vegas Summer League, ranking first on the team with an average of 11.0 rebounds and 2.0 blocks, in addition to 8.5 points in four games (all starts)... In his second NBA season, first with the Suns and first seeing significant playing time, posted career-highs of 8.1 points, 7.8 rebounds (1st on team), 1.13 blocks (1st on team) and 51.7 FG% (1st on team) in 80 games (79 starts)... Among NBA sophomores to qualify in each per game category, ranked 4th in rebounds, 5th in blocks and 19th in points... In 39 home games, averaged 9.3 points, 8.5 rebounds and 1.4 blocks... Led the Suns with 23 double-digit rebounding games, one game with 20+ boards, and tied for the team-lead with 11 double-doubles... 28 games with 10+ points... Had a team-high 36 games leading the team in rebounding and team-high 34 games leading in blocks... Led the Suns and ranked 13th in the NBA with 103 dunks... Had two career-long streaks of three straight games with double-digit rebounds (Nov. 8-13, Dec. 15-20)... Scored 10+ points in career-long three straight games from Nov. 5-8... In the first two games of the season, posted double-doubles in both games, recording consecutive double-doubles for first time in career... In Suns debut vs. Portland on Oct. 30 had 18 points and 15 rebounds in a career-high 40 minutes, surpassing his career total for points entering the season in the second quarter... First Sun with 15+ points and rebounds in his team debut since Tom Gugliotta in 1998-99 and first Sun with a double-double in his first career start since Shawn Marion in 1999-2000... Followed his debut with another double-double (13 points, 13 rebounds) vs. Utah on Nov. 1 to become the eighth Sun with a double-double in each of his first two games with the team... Recorded a career-high 20 rebounds and scored 17 points vs. L.A. Lakers on Dec. 23, the first Sun with 20+ rebounds in a game since Amar'e Stoudemire in 2009... Scored a career-high 22 points, his only career game with 20+ points, and had 13 rebounds vs. Philadelphia on Dec. 28... Had 16 rebounds at Portland on Apr. 4 for his third and final game with 15+ rebounds of the season... Had a career-high and Suns season-high five blocks (four in the final six minutes of the game), in addition to nine points and 12 rebounds vs. New Orleans on Nov. 10... Came off bench once, at Golden State on Mar. 9... Played 15 minutes with four points, three rebounds and one block in the 2014 BBVA Compass Rising Stars Challenge of Feb. 14... Missed two games due to a right knee sprain (Mar. 4-6).

Pro Career

AWARDS AND RECOGNITION

Participated with the 2014 USA Select Team that trained with the USA Men's National Team in preparation for the 2014 FIBA Basketball World Cup... Played in the 2014 BBVA Compass Rising Stars Challenge, playing against his younger brother, Mason of the Brooklyn Nets—the first siblings to both be selected to the game in the same season.

NBA Regular Season Statistics

YEAR TEAM	G	MIN	FIELD GOALS		3-POINT		FREE THROWS		REBOUNDS		AST	STL	BLK	PTS	- AVERAGES -		
			FGM-FGA	PCT	FGM-FGA	PCT	FTM-FTA	PCT	OFF-DEF	TOT					RPG	APG	PPG
12-13 Indiana	14	55	5-21	.238	0-0	-	3-4	.750	12-10	22	2	0	3	13	1.6	0.1	0.9
13-14 Phoenix	80	1964	286-553	.517	0-0	-	74-132	.561	198-428	626	43	50	90	646	7.8	0.5	8.1
TOTALS	94	2019	291-574	.507	0-0	-	77-136	.566	210-438	648	45	50	93	659	6.9	0.5	7.0

Career Highs

POINTS - 22 (12/28/13 vs. Philadelphia)

REBOUNDS - 20 (12/23/13 vs. L.A. Lakers)

ASSISTS - 3 (3/28/14 vs. New York)

BLOCKS - 5 (11/10/13 vs. New Orleans)

STEALS - 4 (12/13/13 vs. Sacramento)

FGM - 10 (12/28/13 vs. Philadelphia)

FGA - 15 (1/27/14 at Philadelphia)

3-PT FGM - 0

3-PT FGA - 0

FTM - 5 (1/4/14 vs. Milwaukee)

FTA - 8 (11/8/13 vs. Denver)

MINUTES - 40 (10/30/13 vs. Portland)

CAREER NOTES

Two-year NBA player with career averages of 7.0 points, 6.9 rebounds, 1.0 blocks and 50.7 FG% in 94 games (79 starts)... Selected by Indiana in the first round (26th overall) of the 2012 NBA Draft... Traded to Phoenix along with Gerald Green and a lottery-protected 2014 first round pick in exchange for Luis Scola on July 27, 2013... In his rookie NBA campaign of 2012-13, appeared in 14 games for the Pacers, totaling 13 points, 22 rebounds, two assists and three blocked shots in 55 minutes... Made NBA debut on Nov. 5 at San Antonio, scoring two points (1-2 FG) with a blocked shot and an offensive rebound in four minutes... Made 15 appearances for the Ft. Wayne Mad Ants of the NBA Development League in 2012-13 and averaged 11.2 points, 10.2 rebounds and 1.9 blocked shots... Younger brother Mason was selected in the first round of the 2013 draft (22nd overall) by the Brooklyn Nets... The Plumlees are one of nine sibling pairings on NBA rosters, including fellow Suns Marcus and Markieff Morris.

College

Four-year performer at Duke University, where he compiled career averages of 4.8 points and 4.8 rebounds in 135 games (57 starts)... Posted 19 career games with 10+ points, 18 games with 10+ rebounds and seven career double-doubles... A captain for the Blue Devils as a senior in 2011-12, averaged 6.6 points, 7.1 rebounds and 0.9 blocks in 20.5 minutes per game in 34 contests (16 starts)... Ranked ninth in the ACC in rebounding and tied for fifth in offensive rebounding (2.9)... Shot a team-leading 61.0% from the field as a senior and had 10 games with 10+ rebounds, including three double-doubles... Pulled down a career-high 22 rebounds and scored 13 points in only 28 minutes vs. Maryland... Named to the All-ACC Tournament second team after averaging 8.7 points and 6.7 rebounds to help Duke win the title as a junior in 2010-11... Helped the Blue Devils to an NCAA Championship in 2010, averaging 5.2 points and 4.9 rebounds while shooting .561 from the field and starting the first 24 games of the season... First reserve off the bench in the season's final 16 games, including the national championship against Butler where he had three rebounds, an assist, a steal and a block in nine scoreless minutes... Scored in double figures seven times, including a career-high 19 points vs. Wake Forest as a sophomore.

Personal

Full name is Miles Christian Plumlee... Born in Fort Wayne, Ind.... In 2011-12, he was joined on the team at Duke by his younger brothers, Mason and Marshall, and the Plumlees were the third Division I brother trio to play on the same team, joining the Brennans (Matthew, Thomas & William) at Villanova in 1957-58 and the Bockhorns (Bucky, Harold & Terry) at Dayton in 1957-58... Brother, Mason, a 2013 first round draft pick (22nd overall) of the Brooklyn Nets... In addition to his two brothers, his mother, Leslie, played basketball at Purdue and his father, Perky, played at Tennessee Tech... His maternal grandfather, Albert Schultz, played at Michigan Tech before joining the Army... His uncle William Schultz played at Wisconsin-Eau Claire and his uncle Chad Schult played at Wisconsin-Oshkosh... He was active in Duke's award-winning "Read with the Blue Devils" program... He competed in the high jump in high school and, as a senior, he finished second in the North Carolina state meet with a school record 6'9"... He played two years at Warsaw (Ind.) High School, and final two seasons at Christ School in Arden, N.C.... Favorite movie is The Matrix... Favorite vacation destination is Paris... Favorite account to follow on Twitter is Uber Facts... If he wasn't in the NBA, would have pursued a career in engineering... Can juggle while riding a unicycle... Spent a chunk of his summer in 2014 making appearances in Shanghai, China... While in China, spent time teaching kids fundamentals of the game, entertaining crowds and meeting with fans... Follow on Twitter @milesplumlee13



Shavlik Randolph #43



Forward **6-10** **245** **Current NBA Season: 8**

Born: 11/24/83, Raleigh, NC **College: Duke**

Acquired: Signed as a free agent on March 1, 2014

Status: Signed through 2014-15

2013-14

Signed for remainder of season by the Suns on March 1... In his seventh NBA season and first with the Suns played in 14 games and posted averages of 1.4 points and 1.8 rebounds... Made Suns debut with two points in 10 minutes vs. Atlanta on Mar. 2... Scored season-high nine points (3-4 FG, 3-4 FT) in 14 minutes vs. L.A. Clippers on Mar. 4... Had a season-high five rebounds vs. Oklahoma City on Apr. 6... Prior to signing with the Suns, played six games and averaged 22.3 points and 12.3 rebounds for Foshan of the Chinese Basketball Association.

Pro Career

Seven-year NBA veteran career averages of 2.5 points and 2.6 rebounds in 125 games (seven starts) with Philadelphia, Portland, Miami, Boston and Phoenix... In 2012-13, averaged 4.2 points and 4.4 rebounds in 12.4 minutes per game in 16 contests with Boston... Signed by the Celtics to a 10-day contract on March 1... Signed to a second 10-day contract on March 11... Signed to a multi-year contract on March 21... Tied a career-high with 13 rebounds against Atlanta on March 29 to go with nine points and two blocks... Recorded a career-high 16 points against Cleveland on April 5... Appeared in 28 games for the Foshan Long Lions of the Chinese Basketball Association this season averaging 32.0 points, 14.6 rebounds, 1.4 assists, 1.7 steals and 1.0 blocks in 36.5 minutes per game while shooting 53.1% from the floor... PLAYOFFS: Appeared in one game recorded three rebounds in three minutes... In 2011-12, appeared in 37 games for DongGuan of the Chinese Basketball Association and averaged 24.7 points and 11.9 rebounds in 32.9 minutes per game... Also appeared in 19 games for Quebradillas in Puerto Rico and finished with averages of 19.4 points and 11.5 rebounds in 19 games... In 2010-11, appeared in 27 games for Isabela in Puerto Rico and averaged 18.0 points and 8.3 rebounds in 30.9 minutes per game... In 2009-10, split the season between the Miami Heat and Portland Trail

NBA Regular Season Statistics

YEAR	TEAM	G	MIN	FIELD GOALS		3-POINT		FREE THROWS		REBOUNDS		AST	STL	BLK	PTS	- AVERAGES -		
				FGM-FGA	PCT	FGM-FGA	PCT	FTM-FTA	PCT	OFF-DEF	TOT					RPG	APG	PPG
05-06	Philadelphia	57	487	44-97	.454	0-0	-	43-71	.606	55-78	133	19	19	12	131	2.3	0.3	2.3
06-07	Philadelphia	13	179	23-48	.479	0-0	-	12-22	.545	19-35	54	4	7	10	58	4.2	0.3	4.5
07-08	Philadelphia	9	27	4-14	.286	0-0	-	0-0	-	9-2	11	3	1	3	8	1.2	0.3	0.9
08-09	Portland	10	37	8-13	.615	1-1	1.000	1-4	.250	10-8	18	0	0	1	18	1.8	0.0	1.8
09-10	Mia/Por	6	53	6-18	.333	0-0	-	2-2	1.000	7-7	14	1	1	1	14	2.3	0.2	2.3
12-13	Boston	16	198	28-48	.583	0-0	-	11-27	.407	28-42	70	4	8	7	67	4.4	0.3	4.2
13-14	Phoenix	14	95	7-14	.500	0-0	-	6-11	.545	7-18	25	1	3	1	20	1.8	0.1	1.4
TOTALS		125	1076	120-252	.476	1-1	1.000	75-137	.547	135-190	325	32	39	35	316	2.6	0.3	2.5

NBA Playoff Statistics

YEAR	TEAM	G	MIN	FIELD GOALS		3-POINT		FREE THROWS		REBOUNDS		AST	STL	BLK	PTS	- AVERAGES -		
				FGM-FGA	PCT	FGM-FGA	PCT	FTM-FTA	PCT	OFF-DEF	TOT					RPG	APG	PPG
07-08	Philadelphia	2	4	0-1	.000	0-0	-	3-4	.750	0-0	0	0	0	0	3	0.0	0.0	1.5
12-13	Boston	1	3	0-0	-	0-0	-	0-0	-	0-3	3	0	0	0	0	3.0	0.0	0.0
TOTALS		3	7	0-1	.000	0-0	-	3-4	.750	0-3	3	0	0	0	3	1.0	0.0	1.0

Career Highs

POINTS - 16 (4/5/13, Boston vs. Cleveland)

REBOUNDS - 13 (2 times, 3/29/13, Boston vs. Atlanta)

ASSISTS - 5 (12/18/05, Philadelphia at Toronto)

BLOCKS - 4 (11/22/06, Philadelphia at Milwaukee)

STEALS - 3 (12/9/05, Philadelphia vs. Charlotte)

FGM - 6 (4/5/13, Boston vs. Cleveland)

FGA - 10 (2/25/06, Philadelphia vs. Chicago)

3-PT FGM - 1 (2/22/09, Portland vs. L.A. Clippers)

3-PT FGA - 1 (2/22/09, Portland vs. L.A. Clippers)

FTM - 5 (3 times, last 11/21/06, Philadelphia vs. Detroit)

FTA - 8 (1/16/06, Philadelphia at Washington)

MINUTES - 34 (11/22/06, Philadelphia at Milwaukee)

Blazers... Appeared in six games and averaged 2.3 points 2.3 rebounds, 0.2 assists in 8.8 minutes per game... Saw action in three games with the Heat and averaged 3.3 points 4.3 rebounds in 7.7 minutes per... Appeared in three games with the Trail Blazers and averaged 0.3 rebounds, 0.3 assists in 2.3 minutes per game... In 2008-09, appeared in 10 games for the Portland Trail Blazers and averaged 1.8 points, 1.8 rebounds in 3.7 minutes per game... Recorded 10 of his 18 rebounds on the offensive end... Converted his only career three-point field goal attempt versus the L.A. Clippers (2/22)... In 2007-08, came off the bench in all nine games in which he appeared for the Philadelphia 76ers and averaged 0.9 points 1.2 rebounds in 3.0 minutes per game... Led the 76ers in blocks twice... **PLAYOFFS:** Appeared in two games totaling three points and four minutes... In 2006-07, appeared in 13 games (six starts) for the 76ers and averaged 4.5 points (.479 FG%, .545 FT%), 4.2 rebounds in 13.8 minutes... Suffered a dislocated/fractured left ankle at practice on (11/30) and missed the final 68 games of the season... In his six starts he averaged 6.7 points, 6.5 rebounds, 1.17 steals, 1.17 blocks in 21.2 minutes per game... Scored in double figures once and grabbed double-figure rebounds once... As a rookie in 2005-06, appeared in a career-high 57 games (one start) for the 76ers and averaged 2.3 points in 8.5 minutes per game... Missed the first five games of the season (Nov. 1-9) due to a left foot fracture... Scored in double figures once and grabbed double-figure rebounds on three occasions.

College

Played three seasons at Duke University... Appeared in 92 career games (36 starts) and averaged 6.3 points, 4.3 rebounds and 1.40 blocks while shooting 50.6% from the floor... Finished with 129 career blocks, seventh best in Duke history... Was part of two ACC Championship teams (2003, 2005) and one Final Four squad (2004)... As a junior in 2004-05, appeared in 29 games (20 starts) and averaged 4.4 points, 4.3 rebounds, 1.52 blocks, 0.9 assists and 18.9 minutes... Sat out four games after being diagnosed with mononucleosis... As a sophomore in 2003-04, appeared in 37 games (10 starts) and averaged 7.0 points, 4.5 rebounds, 1.65 blocks (3rd in the ACC) and 19.2 minutes.

Personal

Full name is Ronald Shavlik Randolph... Son of Ken and Kim Randolph... His grandfather, Ronnie Shavlik, was an All-America basketball player at N.C. State and a first-round draft pick of the New York Knicks in the 1956 NBA Draft... Has a brother, Dexter and a sister, Senna... Family pet is an African gray parrot named Clever... Lists his parents as the people that made a difference in his life for encouraging and believing in him and Mathew Pool for leading him to Christ... Majored in religion... Enjoys playing ping pong in his free time... Lists ping pong and tennis as his favorite sports other than basketball... Considers his Bible his most valuable possession... Would like to work in real estate when his career is over... Finished his prep career as the leading scorer, rebounder and shot blocker in Broughton High School history... Broke Broughton's single-game scoring record with 50 points, eclipsing the previous mark of 47 set by Pete Maravich in 1965... Had his jersey retired at Broughton (42)... Was a two-time Parade All-America honoree (2001-02) and a 2002 McDonald's All-America selection in 2002... Was a two-time Associated Press North Carolina Player of the Year and the 2002 Gatorade North Carolina Player of the Year... Says playing the piano is one of his hidden talents... Wears size 17 sneakers.



Isaiah Thomas

#3



Guard 5-9 185 Current NBA Season: 4

Born: 2/7/89, Tacoma, WA College: Washington

Acquired: From Sacramento in a sign-and-trade on July 12, 2014, for the rights to Alex Oriakhi

Status: Signed through 2017-18

2013-14

Acquired by the Suns in a sign-and-trade that sent Sacramento the rights to Alex Oriakhi on July 12, 2014... In his third NBA season with Sacramento in 2013-14, averaged career-highs of 20.3 points (.453 FG%, .349 3FG%, .850 FT%), 2.9 rebounds, 6.3 assists, 1.29 steals and 34.7 minutes in 72 games (54 starts)... Ranked 17th in the NBA in points per game, 11th in assists per game and 20th in free throw percentage... Scored in double-figures in 67 games, 20+ in 43, 30+ in five... Grabbed 10+ rebounds in one game... Had 10+ assists in seven games... Recorded seven double-doubles and one triple-double... Led team in scoring in 19 games, assists in 54 games... One of six players in the NBA to average at least 20 points and six assists per game for the season... Recorded first career triple-double with game-high-tying 24 points (6-16 FG, 2-7 3FG, 10-10 FT), career-high 11 rebounds, 10 assists to go along with one block in 43 minutes in overtime win vs. Washington on March 18... Tallied 21 points, four rebounds, a career-high-tying 12 assists and one block in win vs. Boston on Feb. 22... Scored 38 points (13-31 FG, 2-9 3pt, 10-10 FT) vs. Indiana on Jan. 24, matching a career-high to go along with three rebounds, six assists and one steal... Tallied 19 points vs. Phoenix on Nov. 19, setting a new Sacramento-era record with 10th straight game scoring in double-figures off the bench to start the season, passing Walt Williams' record of nine consecutive games... Extended streak to 12 games before scoring nine points at Lakers on Nov. 24... In first start of the season, recorded first double-double of the season with 24 points and career-high 12 assists vs. Dallas on Dec. 9... Set second-longest three-point streak in Kings history with 37 games from Nov. 13 to Jan. 26... Missed 10 games (Mar. 26-Apr. 12) due to a right quad contusion... Underwent a successful arthroscopy of his left wrist on Aug. 14, 2014.

Pro Career

AWARDS AND RECOGNITION

NBA All-Rookie Team for 2011-12... Named Western Conference Rookie of the Month in February and March of 2012.

CAREER NOTES

Three-year NBA veteran with career averages of 15.3 points, 4.8 assists and 2.5 rebounds in 216 career games (153 starts) in three seasons with Sacramento (2011-14)... Tallied 20+ points in 71 games, 30+ eight times in career... Selected by Sacramento with the 60th pick in the 2011 NBA Draft... Acquired by Phoenix in a sign-and-trade in exchange for the rights to Alex Oriakhi on July 12, 2014... In 2012-13, averaged 13.9 points (.440 FG%, .358 3pt%, .882 FT%), 2.0 rebounds, 4.0 assists, and 26.9 minutes in 79 games (started 62)... Ranked seventh in the NBA in free throw percentage... Scored in double-figures in 56 games, 20+ in 21, 30+ in three... Dished out double-digit assists in two games... Recorded two double-doubles on Apr. 14 and Apr. 17, 2013... Led Kings

NBA Regular Season Statistics

YEAR	TEAM	G	MIN	FIELD GOALS			3-POINT		FREE THROWS			REBOUNDS		AST	STL	BLK	PTS	- AVERAGES -		
				FGM-FGA	PCT	FGM-FGA	PCT	FTM-FTA	PCT	OFF-DEF	TOT	REB	APG					RPG	APG	PPG
11-12	Sacramento	65	1656	256-571	.448	83-219	.379	154-185	.832	48-120	168	266	53	8	749	2.6	4.1	11.5		
12-13	Sacramento	79	2122	366-832	.440	115-321	.358	253-287	.882	29-132	161	316	67	3	1100	2.0	4.0	13.9		
13-14	Sacramento	72	2497	496-1096	.453	127-364	.349	346-407	.850	47-163	210	454	93	8	1465	2.9	6.3	20.3		
TOTALS		216	6275	1118-2499	.447	325-904	.360	753-879	.857	124-415	539	1036	213	19	3314	2.5	4.8	15.3		

Career Highs

POINTS - 38 (2 times, last 1/24/14, Sacramento vs. Indiana)

REBOUNDS - 11 (3/18/14, Sacramento vs. Washington)

ASSISTS - 12 (2 times, 2/22/14, Sacramento vs. Boston)

BLOCKS - 1 (13 times, last 4/16/14, Sacramento vs. Phoenix)

STEALS - 5 (3/8/13, Sacramento vs. Phoenix)

FGM - 13 (2 times, last 1/24/14, Sacramento vs. Indiana)

FGA - 31 (1/24/14, Sacramento vs. Indiana)

3-PT FGM - 7 (3/27/13, Sacramento at Golden State)

3-PT FGA - 12 (3/27/13, Sacramento at Golden State)

FTM - 15 (2/5/14, Sacramento vs. Toronto)

FTA - 16 (2/5/14, Sacramento vs. Toronto)

MINUTES - 48 (2 times, last 2/26/13, Sacramento at Miami)

in scoring in 18 games and in assists in 33... Made a career-high seven three-pointers and a game-high 31 points, in addition to seven assists in 35 minutes in a win at Golden State on Mar. 27, 2013... Hit game-winning shot with 1.9 seconds left to finish with 22 points in a 96-94 win at Washington on Jan. 28, 2013... Tallied a then-career-high 34 points, also his first career game with at least 30 points, in 33 minutes vs. Miami on Jan. 12, 2013... As a rookie with Sacramento in 2011-12, averaged 11.5 points (.448 FG%, .379 3pt%, .832 FT%), 2.6 rebounds, 4.1 assists, and 25.5 minutes in 65 games (started 37) ... As a starter, averaged 14.8 points (.477 FG%, .406 3pt%, .841 FT%), 3.1 rebounds, 5.4 assists, 1.0 steals, and 32 minutes in 37 games... Scored in double-figures in 39 games and 20+ points in eight games... Dished out double-digit assists in three games... Recorded three double-doubles... Led team in scoring in six games and in assists in 26 games... Twice named Western Conference Rookie of the Month in February and March of 2012, joining Tyreke Evans as just the second Kings player to win the honor in consecutive months... Led Western Conference rookies in March 2012 with 4.9 assists per game and was second with an average of 13.6 points... In February 2012, led Western Conference rookies in scoring average (12.2s) and second in assists (4.4)... In his first five starts totaled 96 points, tying him with Otis Birdsong in 1977 for the most points scored in the first five starts by a Kings rookie... Recorded a season-high 28 points in addition to 10 assists vs. San Antonio on Mar. 28, 2012... Tallied 24 points at Miami on Feb. 21, 2012, with 20 points coming in the third quarter, the most points by a Kings rookie in a quarter since the 2000-01 season... Made five three-pointers in that third quarter against the Heat, tying the Kings' franchise record for most three-pointers made in a quarter.

College

Finished his three-year career at Washington ranking sixth in school history with 1,721 points, third with 415 assists and eighth with 122 steals... Averaged 16.4 points (.426 FG%, .325 3FG%, .713 FT%), 3.5 rebounds, 4.0 assists, 1.2 steals, and 30.4 minutes in 105 games for the Huskies... Named First Team All-Pac 10 as a junior in 2010-11, ranking first on team in scoring (16.8), assists (6.1), and steals (1.3)... Scored in double figures in 32 of 35 games played... Scored a season-high 28 points (10-16 FG) against Arizona... Dished out a career-high 13 assists along with 27 points against California... Recorded 21 points against Washington State with 11 assists... Notched 24 points along with eight rebounds against Nevada... As a sophomore in 2009-10, ranked first on team in assists (3.2), second in scoring (16.9), and third in steals (1.1)... Scored in double figures in 31 of 35 games played, including 11 games with 20+ points... Tallied a career-high 30 points in the season opener against Wright State... Named Pac-10 Freshman of the Year in 2008-09 and led team in scoring (15.5) and assists (2.6), while ranking third in steals (1.1).

Personal

Full name is Isaiah Jamar Thomas... Son of James Thomas and Tina Baldtrip... Born in Tacoma, Wash... Married to Kayla and has two children, James and Jaiden... Named after Hall of Fame guard Isiah Thomas when his father, James, lost a friendly wager on a Lakers vs. Pistons playoff game in 1989... Grew up attending the Boys & Girls Club in his hometown of Tacoma and now gives back to the organization... Typically wears Reebok Kamikaze shoes in games, a nod to former Seattle SuperSonics Shawn Kemp who popularized the model and was one of Thomas' favorite players growing up in Tacoma... Writes his sons' names on his game shoes... Attended South Kent School in Conn. for two years after attending Curtis H.S. in University Place, Wash., near Tacoma, through 11th grade... Set eight state tournament scoring records while at Curtis, including a record 51-point performance that broke a previous record set in 1955... Earned degree in American ethnic studies from Washington in July 2012... Formed a friendship with Chris Paul at his CP3 Elite Guard Camp while at Washington and now returns every summer as an instructor... Lists He Got Game, The Wood and Friday as his all-time favorite movies... Favorite comfort food is fried chicken... Follow on Twitter @Isaiah_Thomas2

Anthony Tolliver #40



Forward **6-8** **240** **Current NBA Season: 7**

Born: 6/1/85, Springfield, MO **College: Creighton**

Acquired: Signed as a free agent on July 21, 2014

Status: Signed through 2015-16

2013-14

Signed with the Suns as an unrestricted free agent on July 21, 2014... In his sixth NBA season with the Charlotte Bobcats in 2013-14, averaged 6.1 points and 2.6 rebounds in 64 games (nine starts) while shooting a career-best 41.3% from behind the arc... Scored in double-digits 16 times, including two games with at least 20 points... Scored a season-high 22 points and tied a career-high with five three-point makes vs. Dallas on Feb. 11... Scored 21 points on 8-of-9 shooting from the field and a perfect 5-of-5 from beyond the arc at Minnesota on Jan. 10 with his five three-point makes tying a career-high and his five makes without a miss tying a franchise record... On three occasions scored in double-digits in back-to-back games... Played in four playoff games in the first round against Miami, averaging 1.5 points and 5.3 minutes.

Pro Career

Six-year NBA veteran owns career averages of 6.1 points and 3.7 rebounds in 307 games (53 starts) with San Antonio (2008-09), Portland (2009), Golden State (2010), Minnesota (2010-12), Atlanta (2012-13) and Charlotte (2013-14)... Undrafted out of Creighton in 2007, spent the 2007-08 season with the Iowa Energy of the D-League before signing with San Antonio on July 23, 2008... Waived by the Spurs on Jan. 7, 2009... Signed with the Trail Blazers on Dec. 17, 2009... Waived by the Trail Blazers on Dec. 29, 2009... Signed the first of two 10-day contracts with the Warriors on Jan. 17, 2010, before signing for the remainder of the season... Signed with the Timberwolves on Aug. 9, 2010... Signed with the Hawks on Sept. 27, 2012... Signed with the Bobcats as a free agent on Aug. 19, 2013... Signed with the Suns on July 21, 2014... Owns 77 career double-digit scoring games, 10 games with 20+ points and two games with 30+ points... 20 career games with double-digit rebounds and 16 career double-doubles... With the Hawks in 2012-13, averaged 4.1 points, 2.5 rebounds and 27.1 minutes in 62 games (11 starts)... Shot 86.3% from the free-throw line

NBA Regular Season Statistics

YEAR	TEAM	G	MIN	FIELD GOALS		3-POINT		FREE THROWS		REBOUNDS		AST	STL	BLK	PTS	- AVERAGES -		
				FGM-FGA	PCT	FGM-FGA	PCT	FTM-FTA	PCT	OFF-DEF	TOT					RPG	APG	PPG
08-09	San Antonio	19	208	19-65	.292	9-41	.220	5-10	.500	12-29	41	17	5	1	52	2.2	0.9	2.7
09-10	Por/G.S.	46	1427	193-449	.430	50-152	.329	103-134	.769	84-236	320	87	32	33	539	7.0	1.9	11.7
10-11	Minnesota	65	1362	141-313	.450	47-115	.409	105-131	.802	92-203	295	82	28	28	434	4.5	1.3	6.7
11-12	Minnesota	51	882	71-182	.390	25-101	.248	41-55	.745	50-103	153	22	18	19	208	3.0	0.4	4.1
12-13	Atlanta	62	963	82-216	.380	45-133	.338	44-51	.863	31-124	155	32	15	12	253	2.5	0.5	4.1
13-14	Charlotte	64	1298	129-307	.420	102-247	.413	33-41	.805	33-135	168	42	19	15	393	2.6	0.7	6.1
TOTALS		307	6140	635-1532	.414	278-789	.352	331-422	.784	302-830	1132	282	117	108	1879	3.7	0.9	6.1

NBA Playoff Statistics

YEAR	TEAM	G	MIN	FIELD GOALS		3-POINT		FREE THROWS		REBOUNDS		AST	STL	BLK	PTS	- AVERAGES -		
				FGM-FGA	PCT	FGM-FGA	PCT	FTM-FTA	PCT	OFF-DEF	TOT					RPG	APG	PPG
12-13	Atlanta	6	68	8-14	.571	7-11	.636	1-3	.333	3-6	9	1	1	1	24	1.5	0.2	4.0
13-14	Charlotte	4	21	1-2	.500	1-2	.500	3-3	1.000	1-3	4	1	0	0	6	1.0	0.3	1.5
TOTALS		10	89	9-16	.563	8-13	.615	4-6	.667	4-9	13	2	1	1	30	1.3	0.2	3.0

Career Highs

POINTS - 34 (4/7/10, Golden State at Minnesota)

REBOUNDS - 21 (3/27/10, Golden State vs. Dallas)

ASSISTS - 6 (11/5/10, Minnesota vs. Atlanta)

BLOCKS - 4 (2 times, last 3/27/11, Minnesota vs. Boston)

STEALS - 4 (3/17/10, Golden State vs. New Orleans)

FGM - 14 (4/7/10, Golden State at Minnesota)

FGA - 22 (4/7/10, Golden State at Minnesota)

3-PT FGM - 5 (3 times, last 2/11/14, Charlotte vs. Dallas)

3-PT FGA - 11 (3/2/14, Charlotte at Oklahoma City)

FTM - 11 (3/31/10, Golden State at Utah)

FTA - 12 (3/31/10, Golden State at Utah)

MINUTES - 48 (4/14/10, Golden State at Portland)

(44-of-51)... Scored in double-figures five times, including one game with 20+ points... Scored a season-high 21 points, including a career-high five three-pointers, and grabbed a season-high eight rebounds on March 6, 2013 vs. Philadelphia... Played in six playoff games with Atlanta against Indiana, with averages of 4.0 points and 1.5 rebounds in 11.3 minutes... In 2011-12, appeared in 51 games with the Timberwolves, averaging 4.1 points, 3.0 rebounds and 17.3 minutes... Scored in double-figures nine times, including a season-high 23 points on 9-of-13 shooting on March 23, 2012 at Oklahoma City... Grabbed double-figure rebounds once and tallied one double-double, recording 11 points and 11 rebounds on March 28, 2012 at Charlotte... In 2010-11 with the Timberwolves appeared in a career-high 65 games (four starts) and averaged 6.7 points and 4.5 rebounds in 21.0 minutes... Shot a career-best 45.0% from the field and 40.9% from three-point range... Scored in double-figures 18 times, including one game with 20+ points... Grabbed double-figure rebounds six times... Tallied three double-doubles... Scored a season-high 22 points and grabbed 10 rebounds on April 11, 2011 at Phoenix... Scored 16 points, grabbed a season-high 15 rebounds and tied a career high with four blocks on March 27, 2011 against Boston... Handed out a career-high six assists on Nov. 5 against Atlanta... In 2009-10, played in 46 total games with the Trail Blazers and Warriors, averaging career-highs of 11.7 points, 7.0 rebounds and 1.9 assists in 31.0 minutes... Signed with the Trail Blazers on Dec. 19 and played a total of four minutes in two games before being waived on Dec. 29... Signed the first of two 10-day contracts with the Warriors on Jan. 17, before signing for the remainder of the season... In 44 games played for the Warriors (29 starts), averaged 12.3 points, 7.3 rebounds and 2.0 assists in 32.3 minutes... Scored in double-figures 29 times, with five games of 20+ points and two games of 30+ points... Grabbed double-figure rebounds 13 times... Recorded 12 double-doubles... Scored a career-high 34 points on 14-of-22 shooting on April 7, 2010 at Minnesota... Scored 30 points on 11-of-19 shooting on March 17, 2010 against New Orleans... Grabbed a career-high 21 rebounds on March 27, 2010 against Dallas, adding 10 points... Tallied 19 points on 7-12 shooting and 15 rebounds in a career-high 48 minutes on April 14, 2010 at Portland... Scored in double-figures in 14 straight games to end the season... Also played in 14 D-League games for the Idaho Stampede, averaging 21.4 points, 11.4 rebounds, 2.5 assists, 1.3 steals and 1.2 blocks in 37.5 minutes... As a rookie with the Spurs in 2008-09, averaged 2.7 points, 2.2 rebounds and 10.9 minutes in 19 games... Posted season-highs of nine points and six rebounds on Nov. 12, 2008 at Milwaukee... Also played in a total of 17 D-League games for the Austin Toros and Iowa Energy... In six games for Austin, averaged 17.8 points, 7.8 rebounds and 2.8 assists in 38.3 minutes, while shooting 50.0% from the field and 48.8% from beyond the three-point line... In 11 games for Iowa, averaged 12.6 points, 8.1 rebounds and 1.5 assists in 35.2 minutes... Appeared in 25 games for the Energy during the 2007-08 season, averaging 11.6 points and 6.4 rebounds in 27.4 minutes... Has totaled 56 career games in the NBA D-League with the Iowa, Austin and Idaho, averaging 14.9 points, 8.1 rebounds, 1.6 assists, 1.1 steals and 1.1 blocks in 32.6 minutes.


College

Played four seasons at Creighton University, appearing in 124 games with career averages of 8.1 points, 4.9 rebounds, 1.1 assists and 1.1 blocks in 21.5 minutes... Shot 46.1% from the field and 43.5% from beyond the three-point line... Named First Team All-Missouri Valley Conference as a senior in 2006-07 after averaging 13.4 points, 6.7 rebounds, 1.9 assists and 1.7 blocks in 33 games played... Scored in double figures 29 times... Also named to the MVC All-Tournament Team... As a junior, named Second Team All-MVC after averaging 13.2 points, 6.7 rebounds and 1.6 blocks, while shooting 51.5% from the field... Recipient of the National Strength & Conditioning Association All-American Athlete of the Year Award for his work in the weight room... As a sophomore, appeared in 34 games (30 starts), averaging 4.2 points and 4.4 rebounds in 17.1 minutes.

Personal

Full name is Anthony Lamar Tolliver... Born in Springfield, Mo... Son of Johnny Tolliver and Donna Lewis... Has six sisters (Lestie, RaVonda, Angela, JaVonna, Suzie and Armani)... He and his wife Jessica have one son, Isaiah... Earned his degree in finance from Creighton while carrying a 3.53 GPA... Named to the Dean's List all four years... Named to the Missouri Valley Conference Honor Roll and was a 10-time MVC Scholar Athlete of the Week... Named a Senior CLASS Award All-American and a Second Team CoSIDA Academic All-American as a senior in 2006-07.

P.J. Tucker #17



Forward **6-6** **260** **Current NBA Season: 4**

Born: 5/5/85, Raleigh, NC **College: Texas**

Acquired: Signed as a free agent on Aug. 1, 2012; Re-signed on July 23, 2014

Status: Signed through 2016-17

2013-14

His hard-nosed play and hustle made him a fan favorite and won him the Dan Majerle Hustle Award in both 2012-13 and 2013-14... In his third NBA season and second with the Suns had career-highs with 9.4 points, 6.5 rebounds (second on Suns), 1.7 assists, 1.36 steals (second on Suns, 1-29th in NBA), 30.7 minutes, 81 games and 81 starts... One of the game's best and most versatile defensive players, guarded all five positions at times... Joined Jason Kidd, Kobe Bryant and Steve Francis as the only players 6-6 or shorter to average at least 6.5 rebounds and 1.3 steals in a season dating back to 1996-97... Had 31 games with multiple steals with the Suns going 22-9... Finished 12th in voting for 2013-14 NBA Defensive Player of the Year... Received votes for the 2013-14 NBA All-Defensive Team... Made 74 three-pointers and shot 38.7 3FG%, both career-highs, with his 74 three-point makes over three times his total entering the season (22)... Had career-highs of 38 games with 10+ points, 15 games with 10+ rebounds (second on Suns) and 11 double-doubles (tied-first on Suns)... Led the Suns in scoring twice, rebounds 22 times (second on team) and steals 24 times (team-high)... Had three games with 10+ rebounds and 4+ steals, tied for fourth most in the NBA... Scored in double-digits in a career-long five straight games from Feb. 5-19... Posted doubles-doubles in consecutive games twice, Feb. 18-19 and Mar. 10-14... Posted one game of 20+ points, scoring a career-high 22 (7-9 FG) along with a career-high four three-point makes vs. Oklahoma City on Apr. 6... Set a career-high with 15 rebounds in addition to 16 points and four steals vs. Golden State on Feb. 8, becoming the first Sun since Shawn Marion in 2007 to have at least 15-15-4 in a game... Had career-high-tying 15 total rebounds and a career- and Suns season-high eight offensive rebounds vs. Minnesota on Feb. 25... On Mar. 14 at Boston had 11 points, 10 rebounds and five steals to become the first Sun since Amar'e Stoudemire in 2008 to record a points/rebounds double-double and at least five steals... Had a career- and Suns season-high-tying five steals on Mar. 14 at Boston... Missed one game due to a league suspension (Mar. 12).

Pro Career

AWARDS AND RECOGNITION

Two-time winner (2012-13, 2013-14) of the Dan Majerle Hustle Award, a team award which is selected based on the results of four voting categories: fans (who cast their votes on Suns.com), Suns players, coaches and Majerle himself... The first Sun to win the award in back-to-back years and the second (Grant Hill) to win it twice overall.

CAREER NOTES

Three-year NBA veteran with the Suns (2012-14) and Toronto Raptors (2006-07) signed a two-year deal to join the Suns on Aug. 1, 2012... Has career averages of 7.3 points and 5.1 rebounds in 177 games (126 starts)... Now owns 61 career double-digit

NBA Regular Season Statistics

YEAR	TEAM	G	MIN	FIELD GOALS		3-POINT		FREE THROWS		REBOUNDS		AST	STL	BLK	PTS	- AVERAGES -		
				FGM-FGA	PCT	FGM-FGA	PCT	FTM-FTA	PCT	OFF-DEF	TOT					RPG	APG	PPG
06-07	Toronto	17	83	11-22	.500	0-0	-	8-14	.571	11-12	23	3	2	0	30	1.4	0.2	1.8
12-13	Phoenix	79	1910	210-444	.473	22-70	.314	64-86	.744	132-218	350	109	62	19	506	4.4	1.4	6.4
13-14	Phoenix	81	2490	265-615	.431	74-191	.387	156-201	.776	161-368	529	141	110	23	760	6.5	1.7	9.4
TOTALS		177	4483	486-1081	.450	96-261	.368	228-301	.757	304-598	902	253	174	42	1296	5.1	1.4	7.3

Career Highs

POINTS - 22 (4/6/14 vs. Oklahoma City)

REBOUNDS - 15 (2 times, last 2/25/14 vs. Minnesota)

ASSISTS - 6 (4 times, last 3/2/14 vs. Atlanta)

BLOCKS - 2 (8 times, last 4/14/14 vs. Memphis)

STEALS - 5 (3/14/14 at Boston)

FGM - 8 (4 times, last 3/4/14 vs. L.A. Clippers)

FGA - 14 (2 times, last 1/26/14 at Cleveland)

3-PT FGM - 4 (4/6/14 vs. Oklahoma City)

3-PT FGA - 7 (11/20/13 vs. Sacramento)

FTM - 9 (2/18/14 at Denver)

FTA - 11 (3/10/14 at L.A. Clippers)

MINUTES - 43 (3/6/14 vs. Oklahoma City)

scoring efforts, 60 as a member of the Suns... Owns 14 career double-doubles, all with Phoenix... 19 career double-digit rebounding efforts, all with Phoenix... Originally the 35th overall pick (second round) of the 2006 NBA Draft by the Toronto Raptors... Spent the 2006-07 season with Toronto Raptors, playing seven games and averaging 7.1 points, 1.9 rebounds and 12.9 minutes... In 2012-13, averaged then career-highs in points (6.4), rebounds (4.4), assists (1.4) and minutes (24.2) while appearing in 79 games (45 starts)... Began his Suns career with 10 points in his debut Oct. 31, his second career double-digit scoring effort and his first since Dec. 19, 2006 (Toronto at Phoenix), a span of 2,143 days between games, both of which took place at US Airways Center... Started 30 consecutive games, the first 30 starts of his career, from Dec. 31-March 6... Closed the season with nine double-digit scoring efforts in his final 15 games (all starts) after recording 13 in the season's first 64 games... Career season included 22 double-digit scoring efforts overall after entering the season with one in his career... Four double-digit rebounding efforts, the first four of his career... Three double-doubles, the first three of his career... Missed two games due to a mild medial collateral sprain in his right knee (Dec. 8-9)... Played with the Suns in the NBA Summer League in 2012 and 2013 and also saw Summer League action in 2006 (Toronto), 2007 (Cleveland), 2008 (Memphis) and 2010 (Charlotte).

International Career

2012 German Bundesliga Cup winner and Bundesliga Champion... 2012 German Bundesliga All-Star... 2012 All-German Bundesliga Import Player of the Year, Forward of the Year and First Team selection... 2009 Ukrainian League All-Star... 2009 Ukrainian All-Star Game Slam Dunk champion... 2008 Israeli Premier League Champion, 2008 regular season champion as well... All-Israeli League First Team... Member of the 2004 USA Under-21 National Team that competed at the U21 Tournament of the Americas... 2011-12: Member of Brose Baskets Bamberg in the top league (Bundesliga) in Germany; averaged 16.2 points, 7.1 rebounds, 1.4 assists and 1.2 steals in 44 German League games... 2011: Played in Puerto Rico in the summer of 2011 for the Quebradillas Pirates, where he averaged 14.9 points, 9.4 rebounds, 2.8 assists and 1.2 steals in 17 games... 2010-11: Played for Aris Thessaloniki in the Greek A1 League; averaged 11.5 points and 7.1 rebounds in 19 league games, and in EuroCup games averaged 15.9 points and 8.0 rebounds... 2009-10: Started the season with BC Donetsk in Ukraine, where he played nine games and averaged 11.9 points and 4.8 rebounds; the team folded in Jan. 2010 and he then joined Bnei Eshet Tours Hasharon in Israel; averaged 17.3 points, 9.0 rebounds, 2.5 assists and 1.8 steals in 12 games... 2008-09: Played for BC Donetsk in Ukraine, where he averaged 19.4 points, 5.9 rebounds and 2.0 assists... 2007-08: Began his overseas career with Hapoel Holon in Israel, where he averaged 14.6 points, 7.0 rebounds and 1.3 steals in 26 games.

College

Three-year performer at the University of Texas was an early-entry candidate in the NBA Draft... As a Longhorn, compiled career averages of 13.4 points and 8.2 rebounds in 87 games (69 starts)... In seven NCAA tournament games, averaged 11.4 points and 10.1 rebounds... Consensus Big 12 Player of the Year as a junior in 2006... Also named Second Team All-America by Associated Press, USBWA and Fox Sports as a junior... All-Big 12 First Team... Big 12 All-Defensive Team selection... As a junior, averaged career and team highs of 16.1 points and 9.5 rebounds in 37 games (37 starts)... Also led team in steals (66), minutes (34.5) and double-digit scoring games (31)... Led team and conference with 16 double-doubles... Five career Big 12 Player of the Week honors in his career... Big 12 All-Freshman squad in 2004... Honorable Mention All-Big 12 as a freshman... Four-time Big 12 Rookie of the Week... In his collegiate debut, scored 18 points, tying a freshman debut record, and grabbed 13 rebounds, setting a school record for a freshman debut... Became the third player in school history, first since 1976, to post a double-double in his Longhorn debut.

Personal

Full name is Anthony Leon Tucker, Jr... He and his wife Tracy have one daughter, Aaliyah, and one son, King... Son of Anthony and Aleshi... Nicknamed P.J. at birth by his father, with P.J. standing for Pop Junior... Three siblings, Isiah, Quetta and Quitta... Born in Raleigh, NC, but his family moved to Frankfurt, Germany, immediately following his birth; his father served there in the Army... One of 12 collegiate players (age 20 and under) to earn a roster spot on the USA Basketball World Championship for Young Men in the summer prior to his sophomore year... Averaged 29.4 points, 13.4 rebounds his senior year at Enloe High School in Raleigh, North Carolina... As a senior, had 46 points and 29 rebounds in a single game against Southeast Raleigh... Earned MVP of the North Carolina/South Carolina high school All-Star game... Spent time playing internationally in Israel, speaks Hebrew, and lists Tel Aviv as his favorite travel destination... Estimates that he owns over 1,000 pairs of shoes... If he has a bad first half, changes shoes at halftime... Charles Barkley was his basketball hero growing up... Lists Coming To America, Scarface and The Godfather as his favorite movies... Favorite comfort food is his grandma's cabbage.


T.J. Warren #12

Forward 6-8 230 **Current NBA Season: R**

Born: 9/5/93, Durham, NC **College: North Carolina State**

Acquired: Selected with the 14th overall pick (first round) of the 2014 NBA Draft

Status: Signed through 2015-16; Team Options: 2016-17, 2017-18



Pro Career

Selected by the Suns with the 14th overall pick (first round) in the 2014 NBA Draft... Made his professional debut with the Suns at NBA Summer League in Las Vegas and was named to the All-NBA Summer League Second Team... Averaged team-highs of 17.8 points and 54.5% shooting in addition to 4.8 rebounds while starting all five of the Suns' games.

College

Played two collegiate seasons at North Carolina State, with career averages of 18.5 points, 5.7 rebounds and 1.5 steals, shooting 55.5 FG% in 70 career games (49 starts)... As a sophomore in 2013-14, earned ACC Player of the Year and Second Team AP All-America honors after ranking third in the country with 24.9 points per game and leading the nation with 342 made field goals... Set a N.C. State single-season scoring record with 871 points, breaking the 39-year-old record previously held by Hall of Famer David Thompson (838 in 1974-75)... Also broke Thompson's school sophomore scoring average record of 24.7 points in 1972-73... In addition to 24.9 points, averaged 7.1 rebounds and 1.8 steals while shooting 52.5 FG% as a sophomore, becoming just the third player to lead the ACC in scoring and field goal percentage in the same season (Tim Duncan and Horace Grant), in addition to leading the ACC in steals in conference games... Set a school-record by scoring at least 20 points 31 times as a sophomore, including 19-straight with at least 20 points to end the season... Recorded nine games with 30+ points... Became the first N.C. State player since Thompson to score at least 40 points in consecutive games, scoring 41 in a win at Pittsburgh before getting a career-high 42 in the next game against Boston College... Named to the 2013 ACC All-Freshmen Team after averaging 12.1 points and 4.2 rebounds while shooting an ACC-best 62.2 FG%... Posted 24 double-digit scoring games as a freshman, including five games with at least 20 points... Sixth player in ACC history to lead the league in field goal percentage in two-straight seasons, and the first to do it in his freshman and sophomore seasons.

Personal

Born in Durham, N.C... Father, Tony, also played at N.C. State from 1977-79 under coach Norm Sloan... At Brewster Academy in Wolfeboro, N.H. was named a McDonald's All-American in 2012 and helped Brewster to a 33-1 record... Scored a game-high 27 points in the 2012 Kentucky Derby Festival Basketball Classic, the oldest high school all-star game in the nation... Played a season at Riverside in Durham and a season at Word of God in Raleigh before playing at Brewster... Threw out the first pitch at an Arizona Diamondbacks game during the summer of 2014... Mentored by Indiana Pacers forward David West whose older brother, Dwayne West, coached Warren while he played for AAU Garner Road Basketball Club... Follow on Twitter @TonyWarrenJr

College Career Statistics

YEAR	TEAM	G	MIN	FIELD GOALS		3-POINT		FREE THROWS		REBOUNDS		AST	STL	BLK	PTS	- AVERAGES -		
				FGM-FGA	PCT	FGM-FGA	PCT	FTM-FTA	PCT	OFF-DEF	TOT					RPG	APG	PPG
12-13	N.C. State	35	944	186-299	.622	14-27	.519	39-72	.542	74-72	146	28	42	15	425	4.2	0.8	12.1
13-14	N.C. State	35	1238	342-652	.525	31-116	.267	156-226	.690	113-137	250	40	63	21	871	7.1	1.1	24.9
Total		70	2182	528-951	.555	45-143	.315	195-298	.654	187-209	396	68	105	36	1296	5.7	1.0	18.5

2014-15 Roster

No.	Player	Pos.	Ht.	Wt.	Birthdate	Prior to NBA/Home Country	Yrs Played
2	Eric Bledsoe	G	6-1	190	12/09/89	Kentucky/USA	4
1	Goran Dragic	G	6-3	190	05/06/86	Union Olimpija/Slovenia	6
10	Zoran Dragic	G	6-5	200	06/22/89	Unicaja Malaga/Slovenia	R
4	Tyler Ennis	G	6-3	175	08/24/94	Syracuse/Canada	R
20	Archie Goodwin	G	6-5	200	08/17/94	Kentucky/USA	1
14	Gerald Green	F	6-8	205	01/26/86	Gulf Shores Academy (TX)/USA	7
21	Alex Len	C	7-1	260	06/16/93	Maryland/Ukraine	1
15	Marcus Morris	F	6-9	235	09/02/89	Kansas/USA	3
11	Markieff Morris	F	6-10	245	09/02/89	Kansas/USA	3
22	Miles Plumlee	C	6-11	255	09/01/88	Duke/USA	2
43	Shavlik Randolph	F	6-10	245	11/24/83	Duke/USA	7
3	Isaiah Thomas	G	5-9	185	02/07/89	Washington/USA	3
40	Anthony Tolliver	F	6-8	240	06/01/85	Creighton/USA	6
17	P.J. Tucker	F	6-6	260	05/05/85	Texas/USA	3
12	T.J. Warren	F	6-8	230	09/05/93	North Carolina State/USA	R

HEAD COACH: Jeff Hornacek (Iowa State)

ASSISTANT COACHES: Jerry Sichting (Purdue), Mike Longabardi (Frostburg State),
Kenny Gattison (Old Dominion), Mark West (Old Dominion)

HEAD ATHLETIC TRAINER: Aaron Nelson (Iowa State)

Numerical Roster

- | | |
|--------------------|---------------------|
| 1 Goran Dragic | 15 Marcus Morris |
| 2 Eric Bledsoe | 17 P.J. Tucker |
| 3 Isaiah Thomas | 20 Archie Goodwin |
| 4 Tyler Ennis | 21 Alex Len |
| 10 Zoran Dragic | 22 Miles Plumlee |
| 11 Markieff Morris | 40 Anthony Tolliver |
| 12 T.J. Warren | 43 Shavlik Randolph |
| 14 Gerald Green | |

Pronunciation Guide

- | | |
|------------------|--------------------|
| Goran Dragic | (GORE-on DROG-ich) |
| Zoran Dragic | (ZORE-on DROG-ich) |
| Shavlik Randolph | (SHAV-Lick) |
| Jeff Hornacek | (HOR-na-seck) |
| Jerry Sichting | (CEASE-sting) |
| Mike Longabardi | (lon-guh-BAR-dee) |

Suns In The Rafter... Ring of Honor

ADAMS



Alvan Adams Nicknames "Oklahoma Kid" or "Double A"... Spent entire 13-year career as a Sun (1975-88)... Selected by Suns with fourth overall pick in 1975 Draft... NBA Rookie of the Year after helping Suns to first-ever appearance in NBA Finals... Phoenix's career leader in games played (988), minutes played (27,203), rebounds (6,937) and steals (1,289)... Ranks second in assists (4,102) behind Kevin Johnson... Suns jersey, 33, retired Nov. 9, 1988.

BARKLEY



Charles Barkley Nicknames "Sir Charles" and "Round Mound of Rebound"... One of only four NBA players with more than 23,000 points, 12,000 rebounds and 4,000 assists (includes Kareem Abdul-Jabbar, Wilt Chamberlain and Karl Malone)... Selected as one of the 50 Greatest players in NBA History in 1996 and is only Sun to appear on that list... Was the first Sun to be named NBA MVP after averaging 25.6 points and 12.2 rebounds in 1992-93 as Suns finished franchise-best 62-20... Has highest scoring average (23.4) of anyone in the Ring of Honor and trails only Charlie Scott (24.8) in team history... Eleven-time All-Star, including all four seasons in Phoenix (1993-96)... Ranks as the Suns all-time playoff leader in scoring average (26.5) and rebounds (644)... Set franchise record with 56 points, tied for the third most in NBA postseason history, at Golden State on May 4, 1994... Won two Olympic gold medals and led the Dream Team in scoring in 1992 and 1996... Inducted into the Hall of Fame on Sept. 9, 2006... Placed in Ring of Honor on March 20, 2004.

CHAMBERS



Tom Chambers Signed with Phoenix on July 8, 1988 as first unrestricted free agent in NBA history... Played five seasons for Suns and averaged 20.6 points, fifth on team's all-time list... Named ALL-NBA Second Team in his first two seasons when he averaged 27.2 and 25.7 points, the two highest season scoring averages in Suns history... Also holds club record with 60 points on March 24, 1990 against Seattle... Three-time All-Star with the Suns... Placed in Ring of Honor on April 18, 1999.

COLANGELO



Jerry Colangelo Moved to Valley of the Sun in 1968 to take over the expansion Phoenix Suns as the youngest general manager in professional sports... During his 40-year tenure with the Suns, has also served as the head coach (59-60 career record), president, managing general partner, chief executive officer and chairman... Collected an unprecedented four NBA Executive of the Year Awards (1993, '89, '81, '76)... Oversaw two Western Conference championships (1993, '76)... When the franchise's future was in question, coordinated a group of investors who purchased the team on October 14, 1987... Spearheaded the effort for a state-of-the-art downtown arena that would become what is now US Airways Center, which opened in 1992... Named Most Influential Sports Figure in state of Arizona for the 20th century by *The Arizona Republic*... Enshrined in the Naismith Memorial Basketball Hall of Fame on Sept. 10, 2004... Inducted into the Ring of Honor on Nov. 4, 2007.

DAVIS



6

Walter Davis Nicknames "Sweet D," "Man with the Velvet Touch" or "The Greyhound"... Regarded as best pure shooter in Suns history... Played 11 seasons with Phoenix (1977-88) after being selected by Phoenix with fifth overall pick in 1977 Draft... 1977-78 NBA Rookie of the Year... Phoenix's all-time leading scorer (15,666)... Ranks among top five in eight other categories... Played in All-Star Game six times (1978, '79, '80, '81, '84, '87)... Suns jersey, 6, retired April 3, 1994.

COTTON



Cotton Fitzsimmons Nicknames "Cotton" and "Whitey"... Twenty-year NBA coaching career included three stints as Suns head coach with a 341-208 record (.621)... Since 1970, served the Suns as head coach, director of player personnel, color analyst and finally as senior executive vice president... Retired from coaching sixth on the NBA's all-time victory list with an overall record of 832-775 (.518)... Two-time NBA Coach of the Year (1989 with Phoenix and 1979 with Kansas City)... In 1988-89, orchestrated what was at the time the third-biggest turnaround in NBA history guiding the club to a 55-27 record... Only one year earlier, pulled off a controversial trade with Cleveland on Feb. 25, 1988 that netted the Suns eventual All-Stars Kevin Johnson and Dan Majerle (via the draft)... Inducted into the Missouri Basketball Hall of Fame, the National Junior College Hall of Fame and Missouri Sports Hall of Fame... Placed posthumously in the Ring of Honor on March 18, 2005.


HAWKINS



42

Connie Hawkins Nickname "The Hawk"... New York City's greatest playground legend... In 1962, at age 19, ABL's MVP with Pittsburgh Pipers... Led Pittsburgh Pipers to first-ever ABA title (1967)... Averaged 20.5 points, 9.0 rebounds in five seasons with Phoenix... Joined Suns after coin flip with Seattle in 1969... All-Star each full season in Phoenix (1970, '71, '72, '73)... Listed as one of the top 15 players by Kareem Abdul-Jabbar... Inducted into the Hall of Fame May 11, 1992... Suns jersey, 42, retired November 19, 1976.

JOHNSON



7

Kevin Johnson Nickname "KJ"... 6-1 point guard played in 683 of his 735 career games in a Suns uniform... Ranks sixth in NBA history with 9.1 assists per game and 10th with 6,711 assists... Suns career leader in assists and had club record 25 on April 6, 1994 against San Antonio... Is one of five players in NBA history to average 20 points, 10 assists in three-straight seasons... Three-time All-Star (1990, '91, '94) and five-time All-NBA pick... Won 1989 Most Improved Player and gold medal at 1994 World Championships... Suns jersey, 7, retired March 7, 2001.

MACLEOD



John MacLeod Winningest coach in franchise history, both regular season and postseason... Compiled a franchise-record 579 career wins as head coach of the Suns... Led the Suns to a franchise-record 37 playoff victories, including three Western Conference Finals appearances (1976, 1979, 1984) and a berth in the 1976 NBA Finals... Longest tenured coach in team history (1973-87), led the Suns for 13-plus seasons that included nine playoff berths and a then franchise-record eight consecutive postseason appearances (1977-78 to 1984-85)... Placed in the Ring of Honor on April 14, 2012.

MAJERLE



Dan Majerle Nickname "Thunder Dan"... 6-6 swingman was selected with 14th overall pick in the 1988 Draft and soon emerged as a fan favorite because of his tremendous work ethic... Played first seven seasons in Phoenix, averaging 14.6 points, 5.9 rebounds and 3.3 assists, before concluding his career as a Sun in 2001-02... Phoenix's all-time leader in three-point field goals (800)... Won gold medal at the 1994 World Championships and a bronze medal at the 1988 Olympics... Became the first reserve to be voted to start on an All-Star team in 1995 and made three All-Star appearances (1992, '93, '95)... Only Sun to wear all three uniform styles... Placed in Ring of Honor on March 9, 2003.

PROSKI



Joe Proski Nicknames "Prosk" and "Magic Fingers"... Was the team's original athletic trainer and held the post for the first 32 years of the franchise... Named NBA Athletic Trainer of the Year in 1987-88... Earned the first 30-year award ever issued by the National Basketball Trainers Association... Served as athletic trainer at four All-Star Games and represented Western Conference on NBTA Executive Committee for 10 years... Placed in Ring of Honor on April 1, 2001.

VAN ARSDALE



Dick Van Arsdale Nicknames "Flying Dutchman" and "The Original Sun"... 6-5 swingman spent nine of 12 NBA seasons in Phoenix (1968-77)... Was club's first pick in 1968 Expansion Draft after three seasons in New York... Scored first point in franchise history on Oct. 18, 1968... Is fourth on club's all-time scoring list (12,060), averaging 17.6... Three-time All-Star (1969, '70, '71)... 1974 All-Defensive Second Team... Scored 15,079 career points (16.4 ppg)... Suns jersey, 5, retired Nov. 13, 1977.

WESTPHAL



Paul Westphal Nickname "Westy"... 6-4 guard from Southern Cal... Acquired by Phoenix from Boston on May 23, 1975 for Charlie Scott... Won 1974 NBA title with Boston... Helped lift Phoenix to 1976 Finals against Boston... Phoenix's sixth all-time leading scorer (9,564), averaging 20.6 points (1975-80, 1983-84)... Was a five-time All-Star, four as a Sun (1977, '78, '79, '80), and four-time All-NBA selection... Phoenix's top scorer each season played... Suns jersey, 44, retired April 15, 1989.



2013-2014 SEASON IN REVIEW



Year In Review 13-14

Final NBA Regular Season Standings

EASTERN CONFERENCE

ATLANTIC DIVISION

	W	L	PCT	GB	HOME	ROAD	LAST-10	STREAK
Toronto	48	34	.585	-	26-15	22-19	7-3	Lost 1
Brooklyn	44	38	.537	4	28-13	16-25	5-5	Lost 2
New York	37	45	.451	11	19-22	18-23	7-3	Won 4
Boston	25	57	.305	23	16-25	9-32	2-8	Lost 2
Philadelphia	19	63	.232	29	10-31	9-32	4-6	Won 2

CENTRAL DIVISION

	W	L	PCT	GB	HOME	ROAD	LAST-10	STREAK
Indiana	56	26	.683	-	35-6	21-20	4-6	Won 2
Chicago	48	34	.585	8	27-14	21-20	8-2	Lost 1
Cleveland	33	49	.402	23	19-22	14-27	5-5	Won 1
Detroit	29	53	.354	27	17-24	12-29	3-7	Lost 4
Milwaukee	15	67	.183	41	10-31	5-36	1-9	Lost 3

SOUTHEAST DIVISION

	W	L	PCT	GB	HOME	ROAD	LAST-10	STREAK
Miami	54	28	.659	-	32-9	22-19	4-6	Lost 3
Washington	44	38	.537	10	22-19	22-19	7-3	Won 4
Charlotte	43	39	.524	11	25-16	18-23	8-2	Won 3
Atlanta	38	44	.463	16	24-17	14-27	7-3	Won 1
Orlando	23	59	.280	31	19-22	4-37	3-7	Lost 4

WESTERN CONFERENCE

SOUTHWEST DIVISION

	W	L	PCT	GB	HOME	ROAD	LAST-10	STREAK
San Antonio	62	20	.756	-	32-9	30-11	6-4	Lost 2
Houston	54	28	.659	8	33-8	21-20	5-5	Lost 1
Memphis	50	32	.610	12	27-14	23-18	7-3	Won 5
Dallas	49	33	.598	13	26-15	23-18	6-4	Lost 1
New Orleans	34	48	.415	28	22-19	12-29	2-8	Won 2

NORTHWEST DIVISION

	W	L	PCT	GB	HOME	ROAD	LAST-10	STREAK
Oklahoma City	59	23	.720	-	34-7	25-16	6-4	Won 1
Portland	54	28	.659	5	31-10	23-18	9-1	Won 5
Minnesota	40	42	.488	19	24-17	16-25	4-6	Lost 3
Denver	36	46	.439	23	22-19	14-27	4-6	Lost 2
Utah	25	57	.305	34	16-25	9-32	2-8	Won 1

PACIFIC DIVISION

	W	L	PCT	GB	HOME	ROAD	LAST-10	STREAK
L.A. Clippers	57	25	.695	-	34-7	23-18	7-3	Lost 1
Golden State	51	31	.622	6	27-14	24-17	6-4	Won 2
Phoenix	48	34	.585	9	26-15	22-19	5-5	Won 1
Sacramento	28	54	.341	29	17-24	11-30	3-7	Lost 1
L.A. Lakers	27	55	.329	30	14-27	13-28	3-7	Won 2

NBA Playoffs 2014 Results

FIRST ROUND

SAN ANTONIO (1) vs. DALLAS (8)
(Spurs win series, 4-3)

HOUSTON (4) vs. PORTLAND (5)
(Trail Blazers win series, 4-2)

OKLAHOMA CITY (2) vs. MEMPHIS (7)
(Thunder win series, 4-3)

L.A. CLIPPERS (3) vs. GOLDEN STATE (6)
(Clippers win series, 4-3)

INDIANA (1) vs. ATLANTA (8)
(Pacers win series, 4-3)

CHICAGO (4) vs. WASHINGTON (5)
(Wizards win series, 4-1)

MIAMI (2) vs. CHARLOTTE (7)
(Heat win series, 4-0)

TORONTO (3) vs. BROOKLYN (6)
(Nets win series, 4-3)

CONFERENCE SEMIFINALS

SAN ANTONIO (1) vs. PORTLAND (5)
(Spurs win series, 4-1)

OKLAHOMA CITY (2) vs. L.A. CLIPPERS (3)
(Thunder win series, 4-2)

INDIANA (1) vs. WASHINGTON (5)
(Pacers win series, 4-2)

MIAMI (2) vs. BROOKLYN (6)
(Heat win series, 4-1)

WESTERN CONFERENCE FINALS

SAN ANTONIO (1) vs. OKLAHOMA CITY (2)
(Spurs win series, 4-2)

EASTERN CONFERENCE FINALS

INDIANA (1) vs. MIAMI (2)
(Heat win series, 4-2)

NBA FINALS

SAN ANTONIO vs. MIAMI
(Spurs win series, 4-1)
Game 1 – Spurs 110, Heat 95
Game 2 – Heat 98, Spurs 96
Game 3 – Spurs 111, Heat 92
Game 4 – Spurs 107, Heat 86
Game 5 – Spurs 104, Heat 87

Team and Opponent Statistics

Teams' Statistics

TEAM	G	FIELD GOALS			3-PT. FIELD GOALS			FREE THROWS			REBOUNDS			MISCELLANEOUS				TO		BLK	SCORING PTS
		MADE	ATT.	PCT.	MADE	ATT.	PCT.	MADE	ATT.	PCT.	OFF.	DEF.	TOT.	AST	PF	DQ	STL	TO			
LA-C	82	3208	6761	.474	693	1966	.352	1741	2384	.730	858	2668	3526	2016	1767	11	703	1136	397	107.9	
HOU.	82	3118	6603	.472	779	2179	.358	1810	2549	.712	920	2797	3717	1755	1676	12	621	1323	461	107.7	
MINN.	82	3189	7176	.444	600	1757	.341	1790	2301	.778	1025	2644	3669	1964	1504	7	718	1142	296	106.9	
PORT.	82	3207	7134	.450	770	2071	.372	1569	1926	.815	1022	2786	3808	1904	1576	8	454	1125	387	106.7	
OKC.	82	3194	6782	.471	664	1839	.361	1653	2052	.806	887	2781	3668	1794	1858	8	678	1256	501	106.2	
S.A.	82	3326	6844	.486	698	1757	.397	1289	1642	.785	762	2786	3548	2064	1495	3	604	1180	420	105.4	
PHX.	82	3172	6845	.463	765	2055	.372	1520	2004	.758	928	2601	3529	1563	1798	11	688	1258	374	105.2	
DALL.	82	3249	6858	.474	721	1877	.384	1378	1733	.795	840	2514	3354	1935	1636	4	704	1110	356	104.8	
DEN.	82	3147	7042	.447	702	1959	.358	1563	2154	.726	1009	2717	3726	1838	1890	18	615	1305	459	104.4	
G.S.	82	3236	7005	.462	774	2037	.380	1303	1731	.753	886	2819	3715	1912	1784	15	642	1247	407	104.3	
LA-L	82	3139	6980	.450	774	2032	.381	1390	1835	.757	745	2620	3365	2006	1627	10	611	1239	446	103.0	
MIAMI	82	3142	6272	.501	665	1829	.364	1431	1884	.760	627	2397	3024	1847	1596	5	732	1212	367	102.2	
TOR.	82	2992	6718	.445	713	1917	.372	1608	2055	.782	935	2552	3487	1737	1882	21	577	1159	343	101.3	
DET.	82	3182	7124	.447	507	1580	.321	1415	2111	.670	1196	2525	3721	1714	1666	9	687	1193	395	101.0	
ATL.	82	3061	6688	.458	768	2116	.363	1392	1782	.781	713	2565	3278	2041	1577	4	680	1251	326	101.0	
WASH.	82	3177	6920	.459	647	1704	.380	1253	1715	.731	886	2573	3459	1909	1675	10	668	1204	377	100.7	
SAC.	82	3026	6766	.447	491	1475	.333	1698	2237	.759	990	2656	3646	1547	1849	15	587	1249	318	100.5	
N.O.	82	3101	6761	.459	486	1303	.373	1489	1936	.769	933	2486	3419	1745	1857	17	647	1129	523	99.7	
PHIL.	82	3108	7150	.435	577	1847	.312	1362	1918	.710	949	2556	3505	1791	1844	12	765	1384	330	99.5	
N.Y.	82	3027	6739	.449	759	2038	.372	1271	1670	.761	870	2437	3307	1641	1815	8	631	1063	367	98.6	
BRK.	82	2931	6391	.459	709	1922	.369	1508	2002	.753	721	2407	3128	1714	1777	6	705	1191	311	98.5	
CLEV.	82	3036	6955	.437	584	1640	.356	1398	1861	.751	989	2629	3618	1738	1640	6	579	1163	304	98.2	
CHA.	82	2976	6730	.442	516	1471	.351	1474	2000	.737	776	2724	3500	1778	1493	4	499	1010	421	96.9	
IND.	82	2949	6573	.449	550	1542	.357	1485	1907	.779	834	2831	3665	1651	1675	7	550	1237	446	96.7	
ORL.	82	3022	6784	.445	563	1596	.353	1307	1714	.763	794	2654	3448	1726	1678	13	630	1222	350	96.6	
BOS.	82	2996	6883	.435	575	1729	.333	1325	1706	.777	980	2505	3485	1726	1743	15	584	1261	343	96.2	
MEM.	82	3122	6723	.464	405	1147	.353	1235	1666	.741	950	2526	3476	1792	1568	5	631	1124	375	96.1	
MILW.	82	2952	6737	.438	548	1553	.353	1377	1843	.747	971	2399	3370	1760	1713	11	541	1238	403	95.5	
UTAH	82	2951	6652	.444	543	1577	.344	1346	1803	.747	904	2477	3381	1664	1699	15	570	1200	366	95.0	
CHI.	82	2843	6577	.432	508	1459	.348	1486	1908	.779	937	2683	3620	1860	1565	6	594	1223	424	93.7	

Opponents' Statistics

TEAM	FIELD GOALS			3-PT. FIELD GOALS			FREE THROWS			REBOUNDS			MISCELLANEOUS				TO	BLK	SCORING PTS
	MADE	ATT.	PCT.	MADE	ATT.	PCT.	MADE	ATT.	PCT.	OFF.	DEF.	TOT.	AST	PF	DQ	STL			
CHI.	2867	6660	.430	538	1532	.351	1256	1668	.753	876	2508	3384	1604	1714	12	621	1178	490	91.8
IND.	2850	6786	.420	538	1561	.345	1334	1768	.755	856	2521	3377	1525	1793	6	593	1120	378	92.3
MEM.	2924	6800	.450	615	1731	.355	1292	1686	.766	809	2403	3212	1632	1553	6	591	1162	410	94.6
CHA.	3022	6838	.442	665	1800	.369	1251	1649	.759	785	2766	3551	1718	1716	7	514	1090	415	97.1
MIAMI	2961	6475	.457	694	1917	.362	1374	1832	.750	886	2420	3306	1751	1675	8	667	1369	256	97.4
S.A.	3096	6976	.444	529	1500	.353	1285	1691	.760	862	2600	3462	1669	1585	4	628	1137	378	97.6
TOR.	2957	6573	.450	568	1578	.360	1557	2071	.752	854	2505	3359	1719	1815	16	596	1224	352	98.0
N.Y.	2934	6401	.458	713	1921	.371	1568	2050	.765	843	2600	3443	1618	1611	5	513	1193	277	99.4
WASH.	3038	6632	.458	612	1763	.347	1462	1912	.765	827	2633	3460	1824	1600	10	631	1314	320	99.4
G.S.	3019	6920	.436	569	1656	.344	1548	2023	.765	878	2671	3549	1683	1584	10	649	1232	342	99.5
BRK.	2980	6511	.458	662	1802	.367	1539	2026	.760	921	2594	3515	1723	1704	11	608	1296	337	99.5
OKC.	2984	6842	.436	705	1968	.358	1512	2080	.727	900	2456	3356	1785	1672	12	669	1248	296	99.8
BOS.	3101	6675	.465	539	1553	.347	1517	1993	.761	871	2596	3467	1813	1564	7	609	1168	373	100.7
LA-C	3068	6958	.441	595	1791	.332	1547	2049	.755	1011	2575	3586	1908	1919	17	570	1261	284	101.0
ATL.	3163	6843	.462	654	1793	.365	1341	1793	.748	882	2688	3570	1901	1643	9	672	1247	354	101.5
CLEV.	3097	6847	.452	765	2083	.367	1365	1803	.757	841	2648	3489	2037	1599	10	687	1144	461	101.5
ORL.	3126	6861	.456	659	1778	.371	1449	1881	.770	859	2746	3605	1848	1500	4	581	1146	445	102.0
UTAH	3138	6639	.473	599	1591	.376	1504	1945	.773	846	2640	3486	1789	1673	10	617	1034	401	102.2
N.O.	3055	6667	.465	652	1827	.357	1637	2176	.752	881	2538	3419	1845	1664	7	577	1185	504	102.4
DALL.	3096	6673	.464	678	1888	.359	1530	2019	.758	943	2569	3512	1808	1633	7	635	1312	288	102.6
PHX.	3118	6840	.456	556	1632	.341	1621	2115	.766	926	2586	3512	1664	1749	10	613	1258	332	102.6
PORT.	3248	7203	.451	534	1504	.355	1396	1822	.766	944	2622	3566	1675	1698	17	639	984	304	102.8
HOU.	3197	7218	.443	666	1889	.353	1395	1844	.757	977	2439	3416	1821	1993	16	704	1149	460	103.1
SAC.	3103	6734	.461	696	1833	.380	1577	2139	.737	813	2568	3381	1927	1897	23	637	1116	459	103.4
MILW.	3146	6722	.468	697	1826	.382	1511	2011	.751	961	2608	3569	1870	1690	7	640	1158	413	103.7
MINN.	3321	7048	.471	663	1820	.364	1244	1645	.756	908	2717	3625	1875	1936	18	644	1346	457	104.3
DET.	3208	6820	.470	683	1872	.365	1487	1967	.756	913	2612	3525	2001	1699	8	670	1230	403	104.7
DEN.	3238	7086	.457	605	1724	.351	1654	2168	.763	930	2665	3595	1843	1778	11	694	1178	459	106.5
LA-L	3440	7350	.468	666	1843	.361	1412	1942	.727	1068	2950	4018	2112	1580	3	790	1164	387	109.2
PHIL.	3284	6975	.471	739	1998	.370	1705	2261	.754	976	2871	3847	2144	1686	5	736	1391	558	109.9
AVERAGES	3093	6806	.454	635	1766	.360	1462	1934	.756	895	2611	3505	1804	1697	10	630	1201	386	101.0

2013-14 NBA Award Winners

NBA Most Valuable Player	Kevin Durant, Oklahoma City Thunder
NBA Coach of the Year	Gregg Popovich, San Antonio Spurs
NBA Defensive Player of the Year	Joakim Noah, Chicago Bulls
NBA Most Improved Player	Goran Dragic, Phoenix Suns
NBA Rookie of the Year	Michael Carter-Williams, Philadelphia 76ers
NBA Sixth Man Award	Jamal Crawford, Los Angeles Clippers
NBA Executive of the Year	R.C. Buford, San Antonio Spurs
J. Walter Kennedy Citizenship Award	Luol Deng, Chicago Bulls/Cleveland Cavaliers
NBA Sportsmanship Award	Mike Conley, Memphis Grizzlies
Twyman-Stokes Teammate of the Year	Shane Battier, Miami Heat

ALL-NBA TEAMS

FIRST TEAM

F Kevin Durant, Oklahoma City
 F LeBron James, Miami
 C Joakim Noah, Chicago
 G James Harden, Houston
 G Chris Paul, L.A. Clippers

SECOND TEAM

F Blake Griffin, L.A. Clippers
 F Kevin Love, Minnesota
 C Dwight Howard, Houston
 G Stephen Curry, Golden State
 G Tony Parker, San Antonio

THIRD TEAM

F Paul George, Indiana
 F LaMarcus Aldridge, Portland
 C Al Jefferson, Charlotte
 G **Goran Dragic, Phoenix**
 G Damian Lillard, Portland

ALL-DEFENSIVE TEAMS

FIRST TEAM

Joakim Noah, Chicago
 Paul George, Indiana
 Chris Paul, L.A. Clippers
 Serge Ibaka, Oklahoma City
 Andre Iguodala, Golden State

SECOND TEAM

LeBron James, Miami
 Patrick Beverley, Houston
 Jimmy Butler, Chicago
 Kawhi Leonard, San Antonio
 Roy Hibbert, Indiana

ALL-ROOKIE TEAMS

FIRST TEAM

Michael Carter-Williams, Philadelphia
 Victor Oladipo, Orlando
 Trey Burke, Utah
 Mason Plumlee, Brooklyn
 Tim Hardaway Jr., New York

SECOND TEAM

Kelly Olynyk, Boston
 Giannis Antetokounmpo, Milwaukee
 Gorgui Dieng, Minnesota
 Cody Zeller, Charlotte
 Steven Adams, Oklahoma City

Weekly, Monthly Award Winners

NBA PLAYERS OF THE WEEK

Wk Ending Eastern Conference

11/03 Michael Carter-Williams (PHI)
 11/10 Paul George (IND)
 11/17 LeBron James (MIA)
 11/24 John Wall (WAS)
 12/01 LeBron James (MIA)
 12/08 Jordan Crawford (BOS)
 12/15 Kyrie Irving (CLE)
 12/22 Dwyane Wade (MIA)
 12/29 Chris Bosh (MIA)
 01/05 Thaddeus Young (PHI)
 01/12 Carmelo Anthony (NYK)
 01/19 Paul George (IND)
 01/26 Paul Millsap (ATL)
 02/02 Kyle Lowry (TOR)
 02/09 Jared Sullinger (BOS)
 02/23 Kemba Walker (CHA)
 03/02 John Wall (WAS)
 03/09 Carmelo Anthony (NYK)
 03/16 Al Jefferson (CHA)
 03/23 Joe Johnson (BKN)
 03/30 Nikola Vucevic (ORL)
 04/06 Al Jefferson (CHA)
 04/13 Jeff Teague (ATL)

Western Conference

Kevin Love (MIN)
Markieff Morris (PHX)
 Blake Griffin (LAC)
 LaMarcus Aldridge (POR)
 Kevin Durant (OKC)
 LaMarcus Aldridge (POR)
 LaMarcus Aldridge (POR)
 Blake Griffin (LAC)
 Kevin Durant (OKC)
 David Lee (GSW)
 DeMarcus Cousins (SAC)
 Kevin Durant (OKC)
 Kevin Durant (OKC)
Goran Dragic (PHX)
 Kevin Durant (OKC)
 Kevin Love (MIN)
 James Harden (HOU)
 James Harden (HOU)
 Blake Griffin (LAC)
 Kevin Durant (OKC)
 Tim Duncan (SAS)
 Dirk Nowitzki (DAL)
 Monta Ellis (DAL)

NBA MONTHLY AWARD WINNERS

Eastern Conference

PLAYER

Oct./Nov.
 December
 January
 February
 March
 April

Paul George (IND)
 LeBron James (MIA)
 Carmelo Anthony (NYK)
 LeBron James (MIA)
 Al Jefferson (CHA)
 Al Jefferson (CHA)

COACH

Oct./Nov.
 December
 January
 February
 March
 April

Frank Vogel (IND)
 Dwane Casey (TOR)
 Jason Kidd (BKN)
 Erik Spoelstra (MIA)
 Jason Kidd (BKN)
 Steve Clifford (CHA)

ROOKIE

Oct./Nov.
 December
 January
 February
 March
 April

Michael Carter-Williams (PHI)
 Victor Oladipo (ORL)
 Michael Carter-Williams (PHI)
 Victor Oladipo (ORL)
 Michael Carter-Williams (PHI)
 Michael Carter-Williams (PHI)

Western Conference

Kevin Durant (OKC)
 Kevin Durant (OKC)
 Kevin Durant (OKC)
 Blake Griffin (LAC)
 Kevin Durant (OKC)
 Stephen Curry (GSW)

Terry Stotts (POR)
Jeff Hornacek (PHX)
 David Joergers (MEM)
 Kevin McHale (HOU)
 Gregg Popovich (SAS)
 David Joergers (MEM)

Ben McLemore (SAC)
 Trey Burke (UTA)
 Trey Burke (UTA)
 Nick Calathes (MEM)
 Gorgui Dieng (MIN)
 Trey Burke (UTA)

Suns Final Season Statistics 13-14

PLAYER	3 PT										REBOUNDS							PTS-AVG
	G	GS	MIN	FGM-FGA	PCT	FGM-FGA	PCT	FTM-FTA	PCT	OR-DR	TOT	AST	PF-DQ	STL	TO	BLK		
DRAGIC	76	75	2668	552-1093	.505	122-299	.408	316-416	.760	69-176	245	447	206-1	104	213	22	1542-20.3	
BLEDSE	43	40	1416	265-556	.477	50-140	.357	183-237	.772	27-175	202	235	99-0	69	143	14	763-17.7	
GREEN	82	48	2330	448-1006	.445	204-510	.400	195-230	.848	48-227	275	122	220-3	70	145	42	1295-15.8	
MARK MORRIS	81	0	2153	411-845	.486	34-108	.315	259-327	.792	139-346	485	144	232-2	68	147	51	1115-13.8	
FRYE	82	82	2312	336-778	.432	160-432	.370	78-95	.821	73-343	416	98	245-1	60	89	63	910-11.1	
MARC MORRIS	82	1	1800	288-651	.442	99-260	.381	121-159	.761	84-235	319	88	157-0	72	95	18	796-9.7	
TUCKER	81	81	2490	265-615	.431	74-191	.387	156-201	.776	161-368	529	141	204-2	110	102	23	760-9.4	
PLUMLEE	80	79	1964	286-553	.517	0-0	—	74-132	.561	198-428	626	43	185-2	50	111	90	646-8.1	
BARBOSA	20	0	368	56-131	.427	7-25	.280	31-39	.795	5-32	37	32	30-0	7	19	4	150-7.5	
GOODWIN	52	0	533	76-167	.455	5-36	.139	37-55	.673	25-62	87	20	45-0	20	44	11	194-3.7	
SMITH	70	1	1007	119-281	.423	1-23	.043	22-39	.564	31-98	129	179	66-0	49	65	13	261-3.7	
CHRISTMAS	31	0	198	22-62	.355	9-31	.290	18-24	.750	13-25	38	8	19-0	2	6	3	71-2.3	
LEN	42	3	362	33-78	.423	0-0	—	20-31	.645	39-60	99	4	68-0	4	26	18	86-2.0	
RANDOLPH	14	0	95	7-14	.500	0-0	—	6-11	.545	7-18	25	1	15-0	3	5	1	20-1.4	
KRAVTSOV	20	0	59	8-15	.533	0-0	—	4-8	.500	9-8	17	1	7-0	0	6	1	20-1.0	
SUNS	82	-	19755	3172-6845	.463	765-2055	.372	1520-2004	.758	928-2601	3529	1563	1798-11	688	1258	374	8629-105.2	
OPPONENTS	82	-	19755	3118-6840	.456	556-1632	.341	1621-2115	.766	926-2586	3512	1664	1749-10	613	1258	332	8413-102.6	

PLAYER	SINGLE-GAME HIGHS							AVERAGE PER GAME							CAREER HIGHS (C=SET, T=TIED THIS SEASON)						
	MIN	REB	AST	ST	TO	B	PTS	MIN	REB	AST	STL	TO	BLK	PTS	FGM	FGA	FTM	FTA	REB	AST	PTS
DRAGIC	48	10	14	5	7	3	40	35.1	3.2	5.9	1.37	2.8	0.29	20.3	14C	22C	13	14	11	18	40C
BLEDSE	41	11	14	4	8	2	30	32.9	4.7	5.5	1.60	3.3	0.33	17.7	11C	21T	11C	13C	11C	14C	30C
GREEN	42	9	5	5	5	3	41	28.4	3.4	1.5	0.85	1.8	0.51	15.8	14	25	10C	11C	12	6	41C
MARK MORRIS	42	15	5	3	5	4	28	26.6	6.0	1.8	0.84	1.8	0.63	13.8	11C	20C	11C	15C	17	5T	28C
FRYE	41	11	5	3	4	3	30	28.2	5.1	1.2	0.73	1.1	0.77	11.1	14	26	9	12	16	7	33
MARC MORRIS	38	9	4	4	5	2	22	22.0	3.9	1.1	0.88	1.2	0.22	9.7	10C	15C	6C	8C	10	5	24
TUCKER	43	15	6	5	7	2	22	30.7	6.5	1.7	1.36	1.3	0.28	9.4	8T	14C	9C	11C	15C	6T	22C
PLUMLEE	40	20	3	4	4	5	22	24.5	7.8	0.5	0.63	1.4	1.13	8.1	10C	15C	5C	8C	20C	3C	22C
BARBOSA	30	4	4	2	3	1	21	18.4	1.9	1.6	0.35	1.0	0.20	7.5	16	26	11	12	10	12	41
GOODWIN	31	7	2	2	3	3	29	10.2	1.7	0.4	0.38	0.8	0.21	3.7	11C	13C	6C	7C	7C	2C	29C
SMITH	36	8	8	4	3	2	15	14.4	1.8	2.6	0.70	0.9	0.19	3.7	7C	16	4	4T	8C	8C	15C
CHRISTMAS	19	4	3	1	2	1	9	6.4	1.2	0.3	0.06	0.2	0.10	2.3	3C	6C	4C	4C	4C	3C	9C
LEN	22	10	1	1	2	3	9	8.6	2.4	0.1	0.10	0.6	0.43	2.0	4C	8C	3C	4C	10C	1C	9C
RANDOLPH	16	5	1	1	2	1	9	6.8	1.8	0.1	0.21	0.4	0.07	1.4	6	10	5	8	13	5	16
KRAVTSOV	10	3	1	0	2	1	5	3.0	0.9	0.1	0.00	0.3	0.05	1.0	6	7	3	10	10	2	14
SUNS	265	62	29	17	25	12	129	240.9	43.0	19.1	8.39	15.3	4.56	105.2	67	128	61	80	77	51	173
OPPONENTS	265	59	32	13	26	11	122	240.9	42.8	20.3	7.48	15.3	4.05	102.6	67	137	56	71	83	47	159

2013-14 Game-By-Game Results

G	Date	Score	Opp.	W/L	Rec.	Attnd.	1st	2nd	3rd	4th	10T	20T	Suns HI Pts.	Suns HI Reb.	Suns HI Assts.	Suns HI Pts.	Opp. HI Reb.
1	10/20	104-91	POR	W	1-0	17,028	30-16	20-30	31-23	23-22	-	-	Dragic-26	Plumlee-15	Dragic-9	Lillard-32	Opp. HI Reb. Batum-13
2	11/1	87-94	UTA	W	2-0	14,662	29-23	14-23	20-16	24-22	-	-	Bledsoe-18	Plumlee-13	Bledsoe-6	Kanter-20	Favors-17
3	11/3	96-103	@OKC	L	2-1	18,203	24-21	21-23	25-23	26-36	-	-	Bledsoe-26	Green-8	Bledsoe-14	Durant-33	Durant/Dakota-10
4	11/5	104-98	@NOP	W	3-1	13,404	17-28	24-17	37-24	26-29	-	-	Bledsoe-25	Mc Morris-9	Smith-8	Gordon-20	Davis-11
5	11/6	96-99	@SAS	L	3-2	17,870	21-29	32-22	20-22	23-26	-	-	Mk. Morris-23	Mk. Morris-12	Bledsoe-5	Parker-20	Splitter-7
6	11/8	114-103	DEN	W	4-2	15,145	35-29	29-18	20-40	30-16	-	-	Mk. Morris-28	Plumlee-11	Bledsoe-9	Lawson-29	Hamilton-9
7	11/10	101-94	NOP	W	5-2	13,154	19-16	23-22	29-27	30-29	-	-	Bledsoe-24	Plumlee-12	Bledsoe-6	Smith-22	Davis-15
8	11/13	89-90	@POR	L	5-3	19,537	22-25	21-16	25-21	21-28	-	-	Bledsoe-23	Plumlee-10	Bledsoe-6	Robinson-15	Lopez-15
9	11/15	98-100	BKN	L	5-4	15,984	29-18	21-28	17-27	25-19	6-8	-	Dragic-19	Mc Morris-9	Dragic-10	Lopez-27	Garnett-14
10	11/19	104-107	@SAC	L	5-5	14,626	25-33	37-21	26-28	16-25	-	-	Green-23	Frye-9	Dragic-8	Cousins-12	Cousins-12
11	11/20	106-113	SAC	L	5-6	12,705	27-27	23-28	12-19	44-39	-	-	Dragic-31	Plumlee-7	Dragic-5	Thomas-27	Cousins-12
12	11/22	98-91	@CHA	W	6-6	14,916	27-24	28-20	19-19	24-28	-	-	Frye-20	Plumlee-11	Dragic-8	Henderson-17	Zeller-9
13	11/24	104-96	@MIA	W	7-6	15,785	31-21	22-23	27-28	24-24	-	-	Dragic-23	Green-8	Dragic-13	Vucevic-20	Vucevic-10
14	11/25	92-107	@ORL	L	7-7	19,758	21-24	26-26	24-29	21-28	-	-	Frye-16	Mk. Morris-9	Dragic-9	James-35	Andersen-7
15	11/27	120-106	POR	W	8-7	12,731	21-32	40-26	29-18	30-30	-	-	Dragic-31	Plumlee-10	Dragic-10	Aldridge-24	Lopez-10
16	11/29	112-101	@UTA	W	9-7	18,435	31-33	31-18	33-27	17-23	-	-	Mk. Morris-23	Plumlee-10	Dragic-9	Williams-18	Three tied-7
17	11/30	104-112	UTA	L	9-8	12,957	23-28	30-21	27-34	-	-	-	Dragic-24	Two tied-7	Dragic-9	Burke-20	Favors-8
18	12/3	91-100	@MEM	L	9-9	15,069	19-23	35-23	20-36	17-28	-	-	Mc Morris-18	Two tied-8	Two tied-5	Leuer-23	Two tied-12
19	12/4	97-98	@HOU	W	10-9	18,151	25-20	26-20	22-21	24-27	-	-	Bledsoe-20	Plumlee-9	Bledsoe-7	Brooks-17	Howard-18
20	12/6	106-97	TOR	W	11-9	12,672	27-27	25-23	29-24	25-23	-	-	Mk. Morris-25	Tucker-13	Bledsoe-9	Johnson-22	Two tied-10
21	12/10	114-108	@LAL	W	12-9	16,997	26-21	30-30	23-23	35-34	-	-	Dragic-31	Tucker-11	Bledsoe-9	Bryant-20	Two tied-10
22	12/13	116-107	SAC	W	13-9	14,128	28-34	30-27	27-21	31-25	-	-	Dragic-29	Two tied-9	Bledsoe-8	Thomas-29	Hill-7
23	12/15	106-102	GSW	W	14-9	14,393	33-27	26-26	22-27	25-22	-	-	Bledsoe-24	Plumlee-10	Bledsoe-8	Curry-30	Bogut-14
24	12/18	101-108	SAS	L	14-10	13,661	34-29	24-30	23-28	20-21	-	-	Frye-22	Plumlee-13	Bledsoe-7	Ginobili-24	Duncan-13
25	12/20	103-99	@DEN	W	15-10	15,974	20-28	28-34	24-20	31-17	-	-	Mk. Morris-25	Plumlee-12	Dragic-6	Chandler-15	Hickson-14
26	12/21	123-108	DAL	W	16-10	15,241	38-25	25-33	28-24	32-26	-	-	Bledsoe-25	Two tied-8	Bledsoe-6	Nowitzki-21	Two tied-6
27	12/23	117-90	LAL	W	17-10	14,814	28-24	36-27	26-17	27-22	-	-	Green-22	Plumlee-20	Two tied-7	Young-19	Two tied-6
28	12/27	86-115	@GSW	L	17-11	19,596	22-28	18-31	24-26	22-30	-	-	Tucker-11	Tucker-12	Dragic-3	Thompson-21	Curry-13
29	12/28	115-101	PHI	W	18-11	15,623	36-27	24-32	28-22	27-20	-	-	Plumlee-22	Plumlee-13	Dragic-5	Young-30	Young-10
30	12/30	107-98	@LAC	W	19-11	19,278	30-24	31-16	27-19	19-29	-	-	Dragic-26	Mk. Morris-12	Dragic-8	Two tied-15	Jordan-19
31	1/2	91-99	MEM	L	19-12	14,844	26-22	15-31	32-16	18-30	-	-	Dragic-33	Plumlee-12	Dragic-7	Two tied-15	Randolph-15
32	1/4	116-100	MIL	W	20-12	14,344	28-26	32-23	27-29	29-22	-	-	Green-24	Plumlee-9	Smith-8	Knight-25	Middleton-8
33	1/7	87-92	@CHI	L	20-13	21,181	25-27	27-22	17-21	24-22	-	-	Dragic-21	Two tied-7	Smith-3	Gibson-19	Noah-16
34	1/8	104-103	@MIN	W	21-13	12,202	27-23	26-24	19-30	32-26	-	-	Dragic-26	Tucker-10	Dragic-9	Martin-20	Two tied-12
35	1/9	109-104	@MEM	L	21-14	17,049	29-25	26-23	19-26	25-30	-	-	Dragic-21	Plumlee-11	Dragic-8	Conley-31	Davis-17
36	1/11	108-110	@DET	L	21-15	15,224	21-35	30-29	28-25	29-21	-	-	Frye-21	Tucker-11	Dragic-8	Smith-25	Drummond-13
37	1/13	96-98	@NYK	L	21-16	19,812	21-28	22-24	25-23	24-17	4-6	-	Dragic-28	Plumlee-11	Dragic-4	Anthony-29	Anthony-16
38	1/15	121-114	LAL	W	22-16	16,022	26-27	28-31	34-24	33-32	-	-	Green-28	Dragic-10	Dragic-7	Ellis-24	Hill-10
39	1/17	107-110	DAL	L	22-17	16,486	30-36	26-22	19-26	32-26	-	-	Dragic-28	Mk. Morris-12	Dragic-7	Three tied-7	Three tied-7
40	1/19	117-103	DEN	W	23-17	16,211	34-25	28-31	22-23	33-24	-	-	Frye-30	Tucker-9	Dragic-6	Randolph-19	Hickson-13
41	1/22	124-100	IND	W	24-17	16,465	30-29	32-20	34-30	28-21	-	-	Green-23	Plumlee-7	Dragic-3	George-26	George-7

G	Date	Score	Opp.	W/L	Rec.	Attend.	1st	2nd	3rd	4th	10T	20T	Suns HI Pts.	Suns HI Reb.	Suns HI Assts.	Opp. HI Pts.	Opp. HI Reb.
42	1/24	95-101	WAS	L	24-18	16,198	29-30	28-21	19-31	19-19	-	-	Dragic-19	Plumlee-6	Dragic-11	Opp. HI Pts.	Opp. HI Reb.
43	1/26	99-80	@CLE	W	25-18	15,872	22-29	21-32	25-6	31-23	-	-	Mk. Morris-27	Mk. Morris-15	Dragic-7	Irving-24	Nene-8
44	1/27	124-113	@PHI	W	26-18	10,793	40-26	22-28	23-31	29-31	-	-	Green-30	Plumlee-13	Dragic-7	Carter-Williams-22	Thompson-13
45	1/29	126-117	@MIL	W	27-18	11,175	28-19	34-31	29-34	35-33	-	-	Dragic-30	Len-10	Two tied-6	Ilyasova-27	Hawes-9
46	1/30	102-94	@IND	W	28-18	16,541	36-29	30-30	11-25	25-20	-	-	Dragic-28	Frye-8	Dragic-7	Sanders-9	George-12
47	2/1	105-95	CHA	W	29-18	16,248	32-27	27-14	31-22	15-32	-	-	Dragic-25	Plumlee-11	Dragic-7	Hibbert-26	Two tied-6
48	2/4	92-101	CHI	L	29-19	16,636	13-21	20-23	30-25	29-32	-	-	Dragic-24	Plumlee-10	Green-5	Boozer-19	Noah-14
49	2/5	108-122	@HOU	L	29-20	18,217	30-35	33-31	27-29	18-27	-	-	Dragic-23	Four tied-6	Dragic-8	Howard-14	Howard-14
50	2/8	122-109	GSW	W	30-20	17,846	29-28	34-31	32-31	27-19	-	-	Dragic-34	Tucker-15	Dragic-10	Curry-34	Iguodala-8
51	2/11	97-103	MIA	L	30-21	17,927	25-22	21-21	28-28	23-32	-	-	Green-26	Tucker-8	Dragic-9	James-37	James-37
52	2/18	117-107	@DEN	W	31-21	16,461	31-25	21-26	24-26	23-32	13-8	-	Green-36	Mk. Morris-12	Dragic-14	Fournier-25	Mozgov-11
53	2/19	100-94	BOS	W	32-21	16,135	29-21	23-29	24-21	24-23	-	-	Mk. Morris-18	Tucker-11	Two tied-6	Two tied-18	Two tied-8
54	2/21	106-85	SAS	W	33-21	18,422	19-23	28-12	27-22	32-38	-	-	Mk. Morris-21	Frye-8	Two tied-5	Green-15	Bonner-7
55	2/23	112-115	HOU	L	33-22	15,510	16-30	40-30	37-23	19-32	-	-	Dragic-35	Three tied-7	Smith-4	Howard-25	Howard-9
56	2/25	101-110	MIN	L	33-23	16,273	28-34	29-21	24-20	20-35	-	-	Mk. Morris-24	Tucker-16	Smith-7	Love-33	Love-13
57	2/26	86-109	@UTA	L	33-24	19,739	25-28	19-25	20-25	22-31	-	-	Green-17	Smith-8	Two tied-17	Two tied-17	Hayward-10
58	2/28	116-104	NOP	W	34-24	16,578	30-28	26-26	27-32	35-23	-	-	Dragic-40	Plumlee-8	Smith-5	Davis-32	Davis-9
59	3/2	129-120	ATL	W	35-24	16,759	40-37	39-28	23-30	27-25	-	-	Green-33	Mc. Morris-9	Dragic-8	Teague-29	Three tied-6
60	3/4	96-104	LAC	L	35-25	15,068	25-24	30-20	18-37	23-23	-	-	Tucker-18	Tucker-10	Dragic-9	Barnes-28	Jordan-17
61	3/6	128-122	OKC	W	36-25	17,816	32-41	29-24	40-33	27-24	-	-	Green-41	Tucker-9	Three tied-4	Westbrook-36	Westbrook-9
62	3/9	107-113	@GSW	L	36-26	19,596	29-22	32-34	17-38	29-19	-	-	Green-25	Tucker-9	Dragic-6	Lee-26	Lee-9
63	3/10	105-112	@LAC	L	36-27	19,226	23-34	22-28	31-28	29-22	-	-	Dragic-23	Tucker-10	Dragic-5	Griffin-37	Jordan-17
64	3/12	101-110	CLE	L	36-28	17,902	24-37	23-23	30-22	24-28	-	-	Dragic-20	Two tied-10	Bledsoe-9	Irving-23	Two tied-9
65	3/14	87-80	@BOS	W	37-28	18,624	29-22	17-22	18-16	23-20	-	-	Dragic-20	Two tied-10	Two tied-4	Two tied-11	Two tied-9
66	3/16	121-113	@TOR	W	38-28	18,717	37-35	24-24	35-31	25-23	-	-	Green-28	Mk. Morris-14	Dragic-4	Lowry-28	Humphries-13
67	3/17	95-108	@BKN	L	38-29	17,401	20-30	29-32	22-28	23-18	-	-	Mk. Morris-18	Two tied-6	Smith-6	Williams-28	Plumlee-11
68	3/19	109-93	ORL	W	39-29	17,508	25-25	27-27	30-24	27-17	-	-	Dragic-18	Plumlee-9	Two tied-6	Harris-23	O'Quinn-11
69	3/21	98-92	DET	W	40-29	18,422	26-27	25-23	22-21	25-21	-	-	Bledsoe-23	Mk. Morris-8	Two tied-5	Stuckey-23	Drummond-16
70	3/23	127-120	@MIN	W	41-29	17,866	27-41	35-32	31-30	34-17	-	-	Mk. Morris-25	Two tied-8	Dragic-6	Love-36	Love-14
71	3/24	102-95	@ATL	W	42-29	12,240	25-23	17-22	35-23	37-21	-	-	Bledsoe-20	Tucker-11	Dragic-6	Two tied-19	Antic-8
72	3/26	99-93	@WAS	W	43-29	18,805	25-23	29-21	25-25	20-24	-	-	Dragic-25	Tucker-9	Dragic-6	Wall-29	Ariza-8
73	3/28	112-88	NYK	W	44-29	17,106	34-26	28-14	26-26	24-22	-	-	Dragic-32	Plumlee-12	Bledsoe-6	Anthony-21	Two tied-7
74	3/30	99-115	@LAL	L	44-30	18,355	15-26	28-35	31-28	25-26	-	-	Green-22	Mk. Morris-12	Smith-5	Kaman-28	Kaman-17
75	4/2	108-112	LAC	L	44-31	16,091	25-30	37-30	29-18	17-34	-	-	Mc. Morris-16	Tucker-11	Dragic-8	Two tied-23	Jordan-11
76	4/4	109-93	@POR	W	45-31	20,089	28-26	23-28	28-26	30-13	-	-	Green-32	Plumlee-16	Smith-4	Two tied-18	Lopez-13
77	4/6	122-115	OKC	W	46-31	18,422	28-25	34-28	32-38	28-24	-	-	Dragic-26	Tucker-7	Dragic-5	Durant-11	Durant-11
78	4/9	94-88	@NOP	W	47-31	16,256	23-14	24-32	24-18	23-24	-	-	Green-21	Tucker-9	Dragic-9	Withley-17	Two tied-8
79	4/11	109-112	@SAS	L	47-32	18,581	37-24	25-25	19-37	23-26	-	-	Bledsoe-30	Bledsoe-11	Dragic-8	Ayres-10	Ayres-10
80	4/12	98-101	@DAL	L	47-33	20,413	26-27	31-19	21-29	20-26	-	-	Bledsoe-29	Green-7	Bledsoe-9	Ellis-37	Wright-11
81	4/14	91-97	MEM	L	47-34	18,422	14-24	28-22	25-21	24-30	-	-	Mk. Morris-21	Dragic-6	Bledsoe-5	Randolph-32	Randolph-9
82	4/16	104-99	@SAC	W	48-34	17,317	21-24	26-23	24-27	33-25	-	-	Goodwin-29	Mc. Morris-6	Smith-8	McLemore-31	Gray-13



Key Dates 13-14

- 9/5:** Suns announce they would return to Flagstaff, Ariz. for training camp at Northern Arizona University, the 17th time in franchise history holding training camp in Flagstaff and first since 2004.
- 9/13:** Suns sign rookie guard Dionte Christmas, who was a member of the Suns' 2013 Las Vegas Summer League team.
- 9/28:** Suns signed rookie guard/forward James Nunnally.
- 10/24:** Suns waived guard/forward James Nunnally.
- 10/25:** Suns acquire Emeka Okafor and a top-12 protected 2014 first-round pick from the Washington Wizards in exchange for Shannon Brown, Marcin Gortat, Malcolm Lee and Kendall Marshall.
- 10/26:** Suns exercise 2014-15 options on Marcus Morris, Markieff Morris and Miles Plumlee.
- 11/11:** Markieff Morris is named NBA Western Conference Player of the Week, becoming the first Suns player since 2008 to win the honor.
- 1/2:** Head Coach Jeff Hornacek is named NBA Western Conference Coach of the Month for December after leading the Suns to a 10-3 record. Hornacek becomes the third person to have won both Player (December 1991) and Coach of the Month honors and the first to win both with the same team.
- 1/8:** Suns sign guard Leandro Barbosa to a 10-day contract, bringing the 2006-07 NBA Sixth Man of the Year back to Phoenix.
- 1/18:** Suns sign Leandro Barbosa to a second 10-day contract.
- 1/23:** Suns assign Archie Goodwin to Bakersfield of the D-League.
- 1/26:** Suns recall Archie Goodwin from Bakersfield of the D-League.
- 1/28:** Suns sign Leandro Barbosa for the remainder of the season.
- 2/2:** Goran Dragic is named Western Conference Player of the Week for the second time in his career and first with the Suns.
- 2/5:** Suns assign Archie Goodwin to Bakersfield of the D-League.
- 2/9:** Suns recall Archie Goodwin from Bakersfield of the D-League.
- 2/14:** Miles Plumlee plays in the BBVA Compass Rising Stars Challenge as part of All-Star Weekend in New Orleans. Miles and his younger brother, Mason Plumlee of Brooklyn, become the first brothers to play in the game in the same season.
- 2/15:** Goran Dragic participates in Taco Bell Skills Challenge at All-Star Weekend in New Orleans.
- 3/1:** Suns sign veteran forward Shavlik Randolph for the remainder of the season and waive center Slava Kravtsov.
- 4/23:** Goran Dragic is named 2013-14 Kia NBA Most Improved Player, joining Kevin Johnson (1988-89) and Boris Diaw (2005-06) as the third Suns player to win the award. Gerald Green (4th) and Markieff Morris (10th) give the Suns three players to finish in the top ten of voting.
- 5/13:** Suns enter into single-affiliation relationship with the Bakersfield Jam of the NBA D-League beginning with the 2014-15 season. The Suns had shared affiliation with Bakersfield since 2011 prior to entering into a single-affiliation.
- 5/16:** Head Strength & Conditioning Coach/Athletic Trainer Mike Elliott is named NBA Strength & Conditioning Coach of the Year by the National Basketball Strength & Conditioning Association.
- 5/20:** 2014 NBA Draft Lottery results give the Suns the 14th overall selection in the 2014 NBA Draft.
- 6/4:** Goran Dragic is named to the 2013-14 All-NBA Third Team. Dragic is the first Suns player to earn an All-NBA Team selection since the 2009-10 season.

- 6/26:** Suns make four selections in the 2014 NBA Draft, including three in the first round, choosing North Carolina State forward T.J. Warren (14th overall), Syracuse guard Tyler Ennis (18th), Serbian guard Bogdan Bogdanovic (27th) and Wisconsin-Green Bay center Alec Brown (50th).
- 6/27:** Suns extend qualifying offers to restricted free agents Eric Bledsoe and P.J. Tucker.
- 7/12:** Suns acquire guard Isaiah Thomas from Sacramento in a sign-and-trade deal in exchange for the rights to forward Alex Oriakhi.
- 7/15:** Suns waive guard Ish Smith.
- 7/21:** Suns sign free agent forward Anthony Tolliver.
- 7/21:** T.J. Warren is named to the Samsung All-NBA Summer League Second Team after the Suns go 2-3 at Las Vegas Summer League 2014.
- 7/22:** Miles Plumlee is named by USA Basketball to the 2014 USA Men's Select Team that trains with the USA Men's National Team in preparation for the 2014 FIBA World Cup.
- 7/23:** Suns re-sign restricted free agent P.J. Tucker to a multiyear contract.
- 7/24:** Suns waive guard Dionte Christmas.
- 8/7:** Former Suns beat writer and broadcast analyst Joe Gilmartin receives the 2014 Curt Gowdy Media Award during the Naismith Memorial Basketball Hall of Fame Enshrinement events in Springfield, Mass.
- 8/8:** Suns announce they signed 2014 first-round draft picks T.J. Warren and Tyler Ennis.
- 9/10:** Suns announce they will hold training camp in Flagstaff, Ariz. on the campus of Northern Arizona University, returning to the city for the second straight training camp and the 18th time overall.
- 9/24:** Suns and guard Eric Bledsoe reach agreement on multiyear contract.
- 9/26:** Suns sign veteran center Earl Barron and rookies guard Joe Jackson, guard/forward Casey Prather and forward Jamil Wilson.
- 9/29:** Suns sign forwards Marcus and Markieff Morris to multiyear contract extensions.
- 9/29:** Suns sign Slovenian guard Zoran Dragic.
- 10/14:** Suns waive guard Joe Jackson, guard/forward Casey Prather and forward Jamil Wilson.

Final Regular Season Records

	Record	Home	Road	Overtime	Head Coach: Jeff Hornacek, 1st season w/ Phx
Overall	48-34	26-15	22-19	1-2	2013-14 Season: 48-34 (.585)
Atlantic	7-3	4-1	3-2	0-2	Overall Record: 48-34 (.585)
Central	6-4	3-2	3-2		
Southeast	7-3	3-2	4-1		
Eastern	20-10	10-5	10-5	0-2	Home Attendance
Southwest	7-11	5-5	3-6		Games 41
Northwest	13-5	6-2	6-3	1-0	Total 650,739
Pacific	8-8	5-3	3-5		Average 15,872
Western	28-24	16-10	12-14	1-0	Sellouts 4
	Won	Lost			Offense
Preseason	5	2			+100 40-14
Oct./Nov.	9	8			-100 8-20
December	10	3			
January	9	7			Defense
February	6	6			+100 23-28
March	10	6			-100 25-6
April	4	4			
					vs. Opponents
					+500 21-19
					-500 26-15

Streaks

	Overall Streaks	Home Streaks	Road Streaks
Current:	Won 1	Lost 1	Won 1
Longest:	Won 6, Lost 4	Won 4, Lost 2	Won 4, Lost 3
Last Win:	4/16 at Sacramento (104-99)	4/6 vs. Oklahoma City (122-115)	4/16 at Sacramento (104-99)
Last Loss:	4/14 vs. Memphis (91-97)	4/14 vs. Memphis (91-97)	4/12 at Dallas (98-101)

Suns Record When They:

	Home	Road	Overall
Led at the half:	21-7	15-9	36-16
Trailed at the half:	4-8	6-10	10-18
Were tied at the half:	1-0	1-0	2-0
Led after three quarters:	24-5	16-4	40-9
Trailed after three quarters:	1-9	6-13	7-22
Were tied after three quarters:	1-1	0-2	1-3
Shot higher field goal percentage:	25-1	18-3	43-4
Shot lower field goal percentage:	1-14	4-16	5-30
Made more three-pointers:	21-8	21-9	42-17
Made fewer three-pointers:	5-6	0-7	5-13
Shot more free throws:	16-4	9-7	25-11
Shot fewer free throws:	9-10	12-10	21-20
Outrebounded their opponent:	15-5	11-8	26-13
Were outrebounded by opponent:	7-10	9-11	16-21
Committed more turnovers:	10-9	10-6	20-15
Committed fewer turnovers:	10-6	11-10	21-16
Outscored opponents' bench:	21-10	15-9	36-19
Were outscored by opponents' bench:	5-5	7-9	12-14

Margins of Victory/Defeat

Largest Margin of Victory: 27 vs. L.A. Lakers, 12/23 (117-90)

Largest Margin of Defeat: 29 at Golden State, 12/27 (86-115)

Margins	1	2	3	4	5	6	7	8	9	10	11	12	13	14	15	16	17	18	19	20	21	22	23	24	>25
Won By	1		1	2	2	7	7	3	6	1	3	1	2	3	1	3			1		1			2	1
Lost By	1	3	5	1	2	4	4	4	3				1	1	1	1			1				1		1

2013-14 Team Leaders

Player	10+ pts	20+ pts	30+ pts	10+ rebs	10+ assts	Double-Doubles
Barbosa	5	1				
Bledsoe	38	17	2	3	1	4
Christmas						
Dragic	72	37	9	1	6	7
Frye	46	10	1	1		
Goodwin	4	1				
Green	61	25	5			
Kravtsov						
Len				1		
Mc. Morris	42	2				
Mk. Morris	59	18		11		11
Okafor						
Plumlee	28	1		23		11
Randolph						
Smith	4					
Tucker	38	1		15		11

Led Suns in Scoring: Dragic (30), Green (16), Bledsoe (12), Mk. Morris (12), Frye (5), Mc. Morris (2), Tucker (2), Goodwin (1), Plumlee (1)

Led Suns in Rebounding: Plumlee (36), Tucker (22), Mk. Morris (14), Frye (6), Green (4), Mc. Morris (4), Dragic (3), Bledsoe (2), Len (1), Smith (1)

Led Suns in Assists: Dragic (51), Bledsoe (24), Smith (12), Tucker (2), Green (1), Mk. Morris (1)

Led Suns in Steals: Tucker (24), Dragic (22), Bledsoe (17), Frye (13), Mk. Morris (13), Mc. Morris (12), Plumlee (10), Smith (10), Green (9), Goodwin (6), Barbosa (1)

Led Suns in Blocks: Plumlee (34), Frye (19), Mk. Morris (19), Green (12), Len (7), Tucker (7), Dragic (6), Smith (5), Mc. Morris (4), Barbosa (2), Bledsoe (1), Goodwin (1), Randolph (1)

2013-14 Games Missed Due To Injury

GAMES MISSED DUE TO INJURY/ILLNESS/SUSPENSION — TOTAL: 189

Leandro Barbosa	Right shoulder sprain Sprained left big toe Left hand fracture	Missed 2 games (1-1) Missed 4 games (1-3) Missed 22 games (13-9)	1/15-17 2/21-26 3/6-4/16
Eric Bledsoe	Left shin contusion Right knee sprain/arthroscoy	Missed 6 games (3-3) Missed 33 games (17-16)	11/19-27 1/2-3/10
Goran Dragic	Sprained left ankle Sprained right ankle	Missed 5 games (3-2) Missed 1 game (0-1)	11/5-8, 4/11, 4/16 2/26
Slava Kravtsov	Right wrist sprain Sprained right ankle	Missed 1 game (1-0) Missed 3 games (1-2)	1/15 2/25-28
Alex Len	Sore left ankle	Missed 26 games (17-9)	11/5-15, 11/22-1/2
Markieff Morris	League suspension	Missed 1 game (1-0)	10/30
Emeka Okafor	Herniated disc in neck	Missed 82 games (48-34)	10/30-4/16
Miles Plumlee	Right knee sprain	Missed 2 games (1-1)	3/4-6
P.J. Tucker	League suspension	Missed 1 game (0-1)	3/12

2013-14 Team Highs And Lows

PHOENIX SUNS

TOTAL PTS	129, 3/2 vs. Atlanta
PTS, 1ST QTR	40, 1/27 at Philadelphia, 3/2 vs. Atlanta
PTS, 2ND QTR	40, 11/27 vs. Portland, 2/23 vs. Houston
PTS, 3RD QTR	40, 3/6 vs. Oklahoma City
PTS, 4TH QTR	44, 11/20 at Sacramento
PTS, 1ST HALF	79, 3/2 vs. Atlanta
PTS, 2ND HALF	67, 1/15 vs. L.A. Lakers, 3/6 vs. Oklahoma City
PTS, OVERTIME PRD.	13, 2/18 at Denver
FGM	49, 1/15 vs. L.A. Lakers
FGA	100, 1/15 vs. L.A. Lakers
FG%	.584, 4/6 vs. Oklahoma City
3-PT FGM	15, 11/20 at Sacramento, 12/21 vs. Dallas, 3/2 vs. Atlanta, 3/6 vs. Oklahoma City
3-PT FGA	37, 11/3 at Oklahoma City
3-PT%	.688, 1/22 vs. Indiana
FTM	34, 3/16 at Toronto
FTA	39, 2/18 at Denver, 3/6 vs. Oklahoma City
FT%	.938, 1/29 at Milwaukee
OFF REBS	23, 4/4 at Portland
DEF REBS	49, 12/23 vs. L.A. Lakers
TOTAL REBS	62, 12/23 vs. L.A. Lakers
ASSISTS	29, 3/2 vs. Atlanta
STEALS	17, 12/30 at L.A. Clippers
TURNOVERS	25, 11/3 at Oklahoma City
BLOCKED SHOTS	12, 1/27 at Philadelphia
PERSONAL FOULS	31, 2/18 at Denver
POINTS IN THE PAINT	64, 1/15 vs. L.A. Lakers
2ND CHANCE PTS	32, 3/28 vs. New York
FASTBREAK POINTS	37, 11/8 vs. Denver

OPPONENTS

TOTAL PTS	122, 2/5 at Houston, 3/6 vs. Oklahoma City
PTS, 1ST QTR	41, 3/6 vs. Oklahoma City, 3/23 at Minnesota
PTS, 2ND QTR	35, 3/30 at L.A. Lakers
PTS, 3RD QTR	40, 11/8 vs. Denver
PTS, 4TH QTR	39, 11/20 vs. Sacramento
PTS, 1ST HALF	73, 3/23 at Minnesota
PTS, 2ND HALF	67, 1/29 at Milwaukee
PTS, OVERTIME PRD.	8, 11/15 vs. Brooklyn, 2/18 at Denver
FGM	46, 12/3 at Memphis
FGA	99, 2/18 at Denver
FG%	.586, 3/17 at Brooklyn
3-PT FGM	14, 3/2 vs. Atlanta
3-PT FGA	33, 3/6 vs. Oklahoma City
3-PT%	.688, 2/5 at Houston
FTM	34, 1/29 at Milwaukee
FTA	42, 2/5 at Houston
FT%	1.000, 3/6 vs. Oklahoma City
OFF REBS	22, 11/1 vs. Utah
DEF REBS	42, 12/20 at Denver
TOTAL REBS	59, 1/2 vs. Memphis, 1/11 at Detroit
ASSISTS	32, 12/27 at Golden State, 1/11 at Detroit
STEALS	13, 1/24 vs. Washington
TURNOVERS	26, 1/4 vs. Milwaukee
BLOCKED SHOTS	11, 11/5 at New Orleans
PERSONAL FOULS	30, 1/13 at New York, 4/6 vs. Oklahoma City
POINTS IN THE PAINT	68, 1/11 at Detroit
2ND CHANCE PTS	27, 3/12 vs. Cleveland
FASTBREAK POINTS	33, 3/6 vs. Oklahoma City

LOWS

86, 12/27 at Golden State, 2/26 at Utah
13, 2/4 vs. Chicago
14, 11/1 vs. Utah
11, 1/30 at Indiana
15, 2/1 vs. Charlotte
33, 2/4 vs. Chicago
36, 1/30 at Indiana
4, 1/13 at New York
31, 11/1 vs. Utah, 2/4 at Chicago, 2/26 at Utah
70, 11/22 at Charlotte
.355, 1/13 at New York
3, 2/25 vs. Minnesota
15, 11/13 at POR, 12/18 vs. SAS, 2/25 vs. MIN
.174, 12/27 at Golden State
1, 11/24 at Orlando
3, 11/24 at Orlando
.333, 11/24 at Orlando
4, 3/21 vs. Detroit
21, 1/24 vs. Washington
30, 11/29 at UTA, 1/24 vs. WAS, 4/14 vs. MEM
12, 11/20 at Sacramento, 12/27 at Golden State, 1/7 at Chicago, 2/4 vs. Chicago
4, 11/29 at Utah, 12/3 at Memphis, 12/6 vs. Toronto, 1/10 at Memphis, 4/2 vs. L.A. Clippers
6, 1/10 at Memphis
0, 1/22 vs. Indiana, 3/4 vs. L.A. Clippers
14, 11/24 at Orlando, 1/2 vs. Memphis
18, 11/3 at Oklahoma City
2, 3/24 at Atlanta
5, 1/10 at Memphis, 1/26 at Cleveland

LOWS

80, 3/14 at Boston
14, 4/9 at New Orleans
12, 2/21 vs. San Antonio
6, 1/26 at Cleveland
13, 4/4 at Portland
35, 2/21 vs. San Antonio
29, 1/26 at Cleveland
6, 1/13 at New York
29, 2/21 vs. San Antonio, 3/14 at Boston
68, 1/4 vs. Milwaukee
.309, 3/14 at Boston
1, 1/30 at Indiana
12, 11/15 vs. Brooklyn
.067, 1/30 at Indiana
8, 1/2 vs. Memphis
13, 11/10 vs. New Orleans
.385, 3/21 vs. Detroit
4, 3/16 at Toronto
22, 2/8 vs. GSW, 3/16 at TOR, 3/23 at MIN
26, 3/16 at Toronto
11, 1/13 at New York
1, 1/10 at Memphis
7, 4/11 at San Antonio
0, 1/19 vs. Denver, 2/21 vs. San Antonio
11, 1/10 at Memphis
24, 10/30 vs. Portland, 3/28 vs. New York
3, 3/16 at Toronto
0, 1/30 at Indiana



THE FIRE

SUNS

FAST BREAK

COACH HORNACEK

DANCERS

WHAMMO

PHX

WISH

BOOK SHOT

GI

KI

S

FINGER ROLL

OVER FORWARD

TICKETS

SOLAR SQUAD

ALL

PICK 6 ROLL

TEAMWORK

4-15 SEASON

DRIBBLE

PHOENIX SUNS

MAKE SOME NOISE

SUNS DANCE

REBOUND

CUPS

RECORDS



Suns Single-Game Records

Suns Individual Records

Most Points

Game	60	Tom Chambers vs. Seattle	3/24/90
Half	43*	Eddie Johnson at L.A. Clippers (2nd)	11/12/88
	40	Tom Chambers at Golden State (1st)	2/18/90
Quarter	26	Stephon Marbury vs. San Antonio (4th)	11/29/02
	25	Gerald Green vs. Oklahoma City (3rd)	3/6/14
	23	Clifford Robinson vs. Denver (1st)	1/16/00
		Eddie Johnson at L.A. Clippers (4th)	11/12/88
Overtime	12	Charlie Scott at Seattle (1st)	12/16/73
		Rex Chapman vs. L.A. Clippers	2/13/99
		Walter Davis vs. Golden State	3/29/84

Most Field Goals Made

Game	22	Tom Chambers vs. Seattle	3/24/90
Half	17*	Eddie Johnson at L.A. Clippers (2nd)	11/12/88
	15	Stephon Marbury vs. San Antonio (2nd)	11/29/02
		Tom Chambers vs. Seattle (1st)	3/24/90
		Tom Chambers at Golden State (1st)	2/18/90
		Eddie Johnson at L.A. Clippers (2nd)	11/12/88
Quarter	11	Stephon Marbury vs. San Antonio (4th)	11/29/02
		Eddie Johnson at L.A. Clippers (4th)	11/12/88

Most Field Goals Attempted

Game	37	Charlie Scott vs. Philadelphia	12/19/73
		Gail Goodrich vs. Chicago	2/21/69
		Gail Goodrich at L.A. Lakers	2/28/69
Half	27*	Eddie Johnson at L.A. Clippers (2nd)	11/12/88
	23	Charlie Scott vs. Boston (2nd)	12/15/73
		Connie Hawkins at San Diego Rockets (2nd)	3/22/70
Quarter	17*	George Wilson vs. Detroit (4th)	11/10/68
	15	Stephon Marbury vs. San Antonio (4th)	11/29/02

Most Free Throws Made

Game	23*	Kevin Johnson vs. Utah	4/9/90
	21	Connie Hawkins vs. Seattle	1/17/70
Half	17*	Kevin Johnson vs. Utah (2nd)	4/9/90
	13	Stan McKenzie at Philadelphia (2nd)	2/15/70
Quarter	12	Stan McKenzie at Philadelphia (4th)	2/15/70

* Overtime

Most Free Throws Attempted

Game	27*	Charles Barkley vs. Washington	12/20/95
	25	Connie Hawkins vs. Seattle	1/17/70
Half	19	Jason Kidd vs. Vancouver (2nd)	3/22/99
Quarter	16	Stan McKenzie at Philadelphia (2nd)	2/15/70

Most 3-PT. Field Goals Made

Game	9*	Channing Frye vs. Minnesota	4/11/11
	9	Quentin Richardson at New Orleans	12/29/04
	8***	Raja Bell at Denver	1/10/06
	8	Gerald Green vs. Oklahoma City	3/6/14
		Steve Nash vs. Denver	3/31/08
		Leandro Barbosa at Orlando	11/10/07
		Quentin Richardson at Portland	12/5/04
		Jason Kidd at Golden State	3/17/97
		Dan Majerle at L.A. Clippers	11/9/93
		Dan Majerle vs. Dallas	1/30/93
Half	7	Channing Frye vs. Minnesota (2nd)	12/15/10
	6	Gerald Green vs. Oklahoma City (2nd)	3/6/14
		Shannon Brown at Charlotte (2nd)	11/7/12
		Leandro Barbosa vs. Boston (2nd)	2/21/07
		Quentin Richardson vs. L.A. Lakers (1st)	4/5/05
		Quentin Richardson at Portland (1st)	12/5/04
		Stephon Marbury at Sacramento (2nd)	11/22/02
Quarter	6	Gerald Green vs. Oklahoma City (3rd)	3/6/14
		Shannon Brown at Charlotte (4th)	11/7/12

Most 3-PT. Field Goals Attempted

Game	17	Quentin Richardson at Minnesota	1/4/05
		Quentin Richardson at New Orleans	12/29/04

Most Assists

Game	25	Kevin Johnson vs. San Antonio	4/6/94
Half	14	Steve Nash vs. Cleveland (1st)	1/11/07
		Kevin Johnson vs. Boston (1st)	2/12/97
		Kevin Johnson vs. L.A. Clippers (1st)	2/9/89
Quarter	12	Steve Nash vs. Miami (1st)	1/6/06

Most Total Rebounds

Game	27	Paul Silas vs. Cincinnati at Omaha	1/18/71
Half	18	Neal Walk at Philadelphia (2nd)	3/14/73
		Paul Silas, several times, last at Seattle (1st)	1/21/72
Quarter	13	Armon Gilliam vs. Sacramento (1st)	1/13/89

Most Offensive Rebounds

Game	12	Charles Barkley vs. L.A. Clippers	11/7/92
		Curtis Perry at Golden State	11/18/76

Most Defensive Rebounds

Game	18	Shawn Marion at Miami	11/9/07
------	----	-----------------------	---------

Most Personal Fouls

Half	6***	Pat Burke at New York (2nd)	1/2/06
	6*	John "Hot Rod" Williams at Charlotte (2nd)	1/27/98
	6	David Lattin at L.A. Lakers (2nd)	12/3/68
Quarter	5	Four times, last by George McCloud at Chicago (4th)	12/15/97

* Overtime *** Triple Overtime

Suns Individual Records...continued

Most Consecutive Free Throws Made

Game	20	Amar'e Stoudemire vs. Houston	3/22/08
Overall	74	Steve Nash	4/6/07 thru 11/30/07
Single-Season	57	Kevin Johnson	1/27/89 thru 2/9/89
		Mike Bratz	1/12/80 thru 3/2/80

Most Minutes Played

Game	60***	Shawn Marion at New York	1/2/06
------	-------	--------------------------	--------

Most Steals

Game	10	Kevin Johnson vs. Washington	12/9/93
Half	7*	Walter Davis at Chicago (2nd)	10/27/78
	7	Mike Bratz vs. Cleveland (2nd)	2/11/79
Quarter	6	Mike Bratz vs. Cleveland (3rd)	2/11/79

Most Blocked Shots

Game	10	Amar'e Stoudemire vs. Utah	2/7/04
	10	Larry Nance at Philadelphia	1/4/88
Half	7	Amar'e Stoudemire vs. Utah (1st)	2/7/04
	7	Andrew Lang vs. Orlando (1st)	2/27/91
Quarter	6	Amar'e Stoudemire vs. Utah (1st)	2/7/04
	6	Andrew Lang vs. Portland (2nd)	12/26/89

Most Turnovers

Game	14#	Jason Kidd vs. New York	11/17/00
------	-----	-------------------------	----------

Most Consecutive Field Goals Without a Miss

Game	15	Walter Davis at Seattle	2/25/83
Overall	19	Charles Pittman	12/20/83 thru 12/30/83

Most Consecutive Suns Points

Game	18*	Steve Nash vs. Washington	12/22/06
------	-----	---------------------------	----------

Suns Team Records – Highs

Most Points

Game	173^	vs. Denver	11/10/90
Half	107#	vs. Denver (1st)	11/10/90
Quarter	57#	vs. Denver (2nd)	11/10/90
Overtime	20	vs. Denver	12/23/96
		vs. L.A. Clippers	11/16/90
		vs. Denver	12/26/83

Most Field Goals Made

Game	67	vs. Denver	11/10/90
Half	43#	vs. Denver (1st)	11/10/90
Quarter	24#	vs. Denver (2nd)	11/10/90

* Overtime *** Triple Overtime # NBA Record ^ Ties NBA Record (non OT)

Most Field Goals Attempted

Game	128	at	Atlanta	3/10/71
Half	80***	vs.	Portland (2nd)	11/1/84
	71	at	Atlanta (2nd)	3/10/71
Quarter	44	vs.	Detroit (4th)	11/10/68

Most 3-PT. Field Goals Made

Game	22	at	L.A. Lakers	11/14/10
	20	vs.	Denver	1/7/08
		vs.	New Orleans/Okla. City	4/17/06

Most 3-PT. Field Goals Attempted

Game	44***	at	New York	1/2/06
------	-------	----	----------	--------

Most Free Throws Made

Game	61*#	vs.	Utah	4/9/90
	50	at	New Jersey	3/30/90
Half	46	vs.	Utah (2nd)	4/9/90
	32	vs.	Denver (1st)	10/29/85
Quarter	22	vs.	Portland (4th)	4/10/84
Overtime	14	vs.	Utah	4/9/90

Most Free Throws Attempted

Game	80*	vs.	Utah	4/9/90
	63	vs.	Seattle	10/21/72
Half	63	vs.	Utah (2nd)	4/9/90
	45	vs.	Denver (1st)	10/29/85
Quarter	28	vs.	Atlanta at Albuquerque (2nd)	11/16/69
Overtime	20	vs.	Utah	4/9/90

Most Assists

Game	51	vs.	San Antonio	2/2/79
Half	33#	vs.	Denver (1st)	11/10/90
Quarter	17	vs.	Miami (1st)	1/6/06
		vs.	Denver (2nd)	11/10/90
		vs.	L.A. Clippers (4th)	1/17/87

Most Total Rebounds

Game	77	at	Baltimore	12/10/69
Half	46	at	Baltimore (2nd)	12/10/69
Quarter	27	vs.	San Francisco (1st)	11/4/68

Most Offensive Rebounds

Game	32	at	Philadelphia	1/25/81
------	----	----	--------------	---------

Most Defensive Rebounds

Game	51	at	Denver	12/22/88
------	----	----	--------	----------

Most Personal Fouls

Game	44	at	Chicago	1/8/70
Half	29	at	Chicago (2nd)	1/8/70
Quarter	17	at	Chicago (4th)	12/15/97

* Overtime *** Triple Overtime # NBA Record

Suns Team Records – Highs...continued

Most Steals

Game	24	vs.	San Antonio	11/20/77
Half	17*	at	Chicago (2nd)	10/27/78
	16	vs.	Portland (1st)	3/28/80
Quarter	10	vs.	Portland (1st)	3/28/80
		at	Denver (4th)	3/7/78

Most Blocked Shots

Game	19	vs.	Atlanta	1/29/08
Half	11	vs.	Atlanta (2nd)	1/29/08
Quarter	10	vs.	Atlanta (4th)	1/29/08

Most Turnovers

Game	39	vs.	Denver	10/29/85
------	----	-----	--------	----------

Consecutive Field Goals Without a Miss

Quarter	14	vs.	New Jersey	1/29/92
---------	----	-----	------------	---------

Consecutive Free Throws Without a Miss

Game	33	vs.	Detroit	12/23/80
------	----	-----	---------	----------

Largest Margin of Victory

Game	55	vs.	Sacramento (140-85)	4/19/89
------	----	-----	---------------------	---------

Highest Field Goal Percentage

Game	.696	at	Golden State (48-69)	3/12/80
------	------	----	----------------------	---------

Highest Free Throw Percentage

Game	1.000	22 times, last vs.	Oklahoma City (5-5)	2/10/13
------	-------	--------------------	---------------------	---------

Suns Team Records – Lows

Fewest Points

Game	68	at	Kansas City	3/8/81
Half	25	vs.	Sacramento (2nd)	3/7/01
Quarter	7	vs.	Memphis (4th)	11/11/06
Overtime	2	at	Houston	3/20/99

Fewest Free Throws Made

Game	1	at	Orlando	11/24/13
Half	0	at	Orlando (2nd)	11/24/13
		vs.	L.A. Lakers (1st)	3/18/13
		vs.	New York (1st)	12/9/05
		vs.	Denver (1st)	12/23/96
		at	Milwaukee (1st)	1/5/91

Fewest Free Throws Attempted

Game	3	at	Orlando	11/24/13
Half	0	vs.	New York (1st)	12/9/05

* Overtime ** Double Overtime

Fewest Field Goals Made

Game	24	vs.	Miami	11/24/96
Half	8	at	Miami (1st)	3/28/00
Quarter	3	Several times, last at Boston (4th)		1/9/13

Fewest Field Goals Attempted

Game	61	at	Milwaukee	11/8/08
Half	27	at	Orlando (1st)	2/20/01
Quarter	11	vs.	Utah (4th)	4/9/90
		vs.	New Jersey (3rd)	11/19/86
		vs.	Detroit (4th)	3/21/86

Lowest Field Goal Percentage

Game	.268	at	New Jersey (26-97)	3/27/06
------	------	----	--------------------	---------

Fewest Rebounds

Game	24	at	L.A. Lakers	11/20/84
		vs.	Atlanta	4/5/77
Half	9	vs.	Indiana (1st)	1/13/79
Quarter	2	at	Minnesota (4th)	4/13/13

Fewest Offensive Rebounds

Game	2	at	Portland	12/7/10
		vs.	New Orleans/Okla. City	4/17/06
		at	Golden State	3/12/80
		vs.	New Orleans	12/21/76

Fewest Defensive Rebounds

Game	14	at	L.A. Lakers	3/31/85
------	----	----	-------------	---------

Fewest Assists

Game	9	at	Atlanta	1/17/69
		at	Chicago	11/30/68
Half	4	vs.	Chicago (1st)	2/4/14
		at	Golden State (1st)	12/27/13
		vs.	New Jersey	3/3/04
		at	Dallas (1st)	12/18/97
		at	New Jersey (1st)	1/4/78
Quarter	0	Several times, last at Detroit (2nd)		11/28/12

Fewest Personal Fouls

Game	9	at	Portland	12/1/01
Half	2	vs.	L.A. Clippers (1st)	3/9/98

Fewest Steals

Game	0	vs.	Miami	1/8/10
------	---	-----	-------	--------

Fewest Blocked Shots

Game	0	47 times, last vs. L.A. Clippers		3/4/14
------	---	----------------------------------	--	--------

Fewest Turnovers

Game	3	vs.	L.A. Lakers	4/7/12
------	---	-----	-------------	--------

Suns Top Nights

Most Points

60	Tom Chambers vs. Seattle	3/24/90
56	Tom Chambers at Golden State	2/18/90
53*	Tony Delk at Sacramento	1/2/01
50	Amar'e Stoudemire vs. Portland	1/2/05
	Clifford Robinson vs. Denver	1/16/00
49	Amar'e Stoudemire at Indiana	11/5/08
	Paul Westphal at Detroit	2/21/80
48	Paul Westphal vs. Denver	11/27/77
47	Alvan Adams at Buffalo	2/22/77
	Gail Goodrich vs. San Diego Rockets	3/9/69
46	Dick Van Arsdale at Seattle	2/5/75
45	Shaquille O'Neal vs. Toronto	2/27/09
	Charles Barkley at Detroit	3/13/96
	Charles Barkley at San Antonio	4/2/95
	Eddie Johnson at L.A. Clippers	11/12/88
	Larry Nance at Sacramento	12/20/87
	Walter Davis vs. Utah	1/15/87

Most Field Goals Made

22	Tom Chambers vs. Seattle	3/24/90
20	Shaquille O'Neal vs. Toronto	2/27/09
	Amar'e Stoudemire vs. Portland	1/2/05
	Paul Westphal vs. Denver	11/27/77
	Dick Van Arsdale at Seattle	2/5/75

Most 3-PT. Field Goals Made

9*	Channing Frye vs. Minnesota	4/11/11
	Quentin Richardson at New Orleans	12/29/04
8	Gerald Green vs. Oklahoma City	3/6/14
	Steve Nash vs. Denver	3/31/08
	Leandro Barbosa at Orlando	11/10/07
	Quentin Richardson at Portland	12/5/04
	Jason Kidd at Golden State	3/17/97
	Dan Majerle at L.A. Clippers	11/9/93
	Dan Majerle at Dallas	1/30/93
8***	Raja Bell at Denver	1/10/06

Most 3-PT. Field Goals Made Without a Miss

6	Raja Bell at New Jersey	11/4/08
	Raja Bell at Seattle	3/19/08
	Raja Bell at L.A. Lakers	4/8/07
	Stephon Marbury at San Antonio	3/4/03
	Wesley Person vs. Boston	2/21/96

Most Free Throws Made

23*	Kevin Johnson vs. Utah	4/9/90
22*	Charles Barkley vs. Washington	12/20/95
21	Connie Hawkins vs. Seattle	1/17/70
20	Amar'e Stoudemire vs. Houston	3/22/08

Most Rebounds

27	Paul Silas vs. Cincinnati (at Omaha)	1/18/71
26	Charles Barkley vs. Houston	3/24/95
	Neal Walk at Philadelphia	3/14/73
	Paul Silas at Seattle	1/21/72
25	Maurice Lucas vs. Denver	12/26/83
24	Eight times, last by Shawn Marion at Miami	11/9/07

Most Assists

25	Kevin Johnson vs. San Antonio	4/6/94
22***	Steve Nash at New York	1/2/06
21	Steve Nash at Detroit	2/8/09
	Steve Nash vs. Cleveland	1/11/07
	Kevin Johnson at L.A. Lakers	2/26/89
20	10 times, last Steve Nash vs. L.A. Lakers	3/22/11

Most Steals

10	Kevin Johnson vs. Washington	12/9/93
9	Johnny High at Washington	1/28/81
8	Shawn Marion vs. Minnesota	2/6/06
	Alvan Adams vs. Utah	12/6/85
	Alvan Adams at Dallas	11/3/84
	Mike Bratz vs. Cleveland	2/11/79
	Paul Westphal at New Orleans Jazz	12/16/77

Most Blocked Shots

10	Amar'e Stoudemire vs. Utah	2/7/04
	Larry Nance at Philadelphia	1/4/88
9	John "Hot Rod" Williams vs. Golden State	3/21/96
	Mark West at San Antonio	3/1/88
8	Andrew Lang at Denver	12/18/91
	Andrew Lang vs. Portland	12/26/89

* Overtime *** Triple Overtime

Opponents Single-Game Records

Opponents Individual Records

Most Points

Game	66	Wilt Chamberlain at L.A. Lakers	2/9/69
Half	34	Wilt Chamberlain at L.A. Lakers (1st)	2/9/69
Quarter	28	Jeff Malone vs. Washington (3rd)	2/27/88

Most Field Goals Made

Game	29	Wilt Chamberlain at L.A. Lakers	2/9/69
Half	15	Wilt Chamberlain at L.A. Lakers (1st)	2/9/69

Most Field Goals Attempted

Game	38*	Lou Hudson vs. Atlanta	2/16/74
	38	Kobe Bryant vs. L.A. Lakers	3/1/09
		Cazzie Russell vs. Golden State	3/24/74
Half	23	Kobe Bryant vs. L.A. Lakers (2nd)	11/19/04

Most Free Throws Made

Game	22	Chris Bosh vs. Toronto	12/22/07
Half	14	Manu Ginobili vs. San Antonio	1/29/09
		Vince Carter vs. Toronto (2nd)	12/30/00
		Reggie Theus vs. Chicago (2nd)	3/9/80
Quarter	12	Vince Carter vs. Toronto (4th)	12/30/00

Most Free Throws Attempted

Game	28	John Drew vs. Atlanta	4/5/77
Half	18	John Drew twice, last vs. Atlanta (2nd)	2/9/78
Quarter	15	Vince Carter vs. Toronto (4th)	12/30/00

Most 3-PT. Field Goals Made

Game	10*	George McCloud at Dallas	12/16/95
	9	Mike Bibby at Sacramento	3/25/07
		Ben Gordon vs. Chicago	2/4/06
		Dana Barros at Philadelphia	1/27/95
Half	7*	Ryan Anderson vs. New Orleans (2nd)	11/23/12
	7*	George McCloud at Dallas (2nd)	12/16/95

Most 3-PT. Field Goals Attempted

Game	16**	Ray Allen vs. Seattle	1/22/06
	16	George McCloud at Dallas	3/3/96

* Overtime ** Double Overtime

Opponents Single-Game Records – Individual...continued

Most Assists

Game	25	Kevin Porter vs. Detroit	4/1/79
Half	16	Brandon Jennings at Detroit (1st)	1/11/14
		Jason Kidd at Dallas (1st)	4/5/09
		Magic Johnson vs. L.A. Lakers (1st)	1/9/90
		Doc Rivers at Atlanta (1st)	3/8/88
Quarter	11	Brandon Jennings at Detroit (1st)	1/11/14

Most Rebounds

Game	37	Tom Boerwinkle at Chicago	1/8/70
Half	21	Tom Boerwinkle at Chicago (2nd)	1/8/70
Quarter	12	Shaquille O'Neal at L.A. Lakers (2nd)	3/18/98
		Tom Boerwinkle at Chicago (1st)	1/8/70

Most Offensive Rebounds

Game	15	Moses Malone at Houston	12/15/81
Half	12	Larry Smith at Houston	2/16/91

Most Defensive Rebounds

Game	25	Charles Barkley vs. Houston	11/2/96
------	----	-----------------------------	---------

Most Personal Fouls

Half	5	Several times, last by Russell Westbrook vs. Okla. City	4/6/14
Quarter	5	Craig Shelton vs. Atlanta (4th)	1/18/81
		Freddie Lewis vs. Indiana	1/21/77
		Keith Erickson vs. L.A. Lakers (1st)	2/8/69

Most Minutes Played

Game	61****	Brian Grant at Portland	11/14/97
------	--------	-------------------------	----------

Most Steals

Game	10	Alvin Robertson at San Antonio	2/18/86
Half	7	Doc Rivers at L.A. Clippers	11/6/91
		Maurice Cheeks at Philadelphia (1st)	3/17/84
		Eddie Jordan at New Jersey (2nd)	1/4/78
Quarter	5	Micheel Ray Richardson vs. New York (2nd)	1/26/79

Most Blocked Shots

Game	10	Three times, last by Shawn Bradley at New Jersey	3/12/96
Half	8	Mark Eaton at Utah (1st)	2/22/86
		Joe C. Meriweather at New Orleans Jazz (2nd)	10/28/77

Consecutive Field Goals Without a Miss

Game	13	Steve Johnson vs. Kansas City	3/24/83
------	----	-------------------------------	---------

**** Quadruple Overtime

Opponents Team Records – Highs

Most Points

Game	159	Philadelphia at Philadelphia	2/15/70
Half	89	L.A. Lakers at Los Angeles (1st)	1/2/87
Quarter	47	L.A. Lakers at Los Angeles (1st)	1/2/87
		Chicago at Chicago (2nd)	1/3/75
		Philadelphia at Philadelphia (4th)	2/15/70
Overtime	23	Denver at Phoenix (1st)	12/23/96
		L.A. Clippers at Los Angeles (1st)	11/12/88

Most Field Goals Made

Game	67	Chicago at Chicago	12/4/90
Half	37	L.A. Lakers at Los Angeles (1st)	1/2/87
Quarter	20	L.A. Clippers at Phoenix (1st)	3/30/85
		San Diego Clippers at Phoenix (2nd)	10/13/78

Most Field Goals Attempted

Game	137**	Philadelphia at Philadelphia	10/29/71
	123	San Diego Rockets at San Diego	3/21/71
Half	71**	Philadelphia at Philadelphia (2nd)	10/29/71
	66	Philadelphia at Philadelphia (1st)	10/29/71

Most Free Throws Made

Game	56	Chicago at Chicago	1/8/70
Half	36	Chicago at Chicago (2nd)	1/8/70
Quarter	23	L.A. Lakers at Phoenix (4th)	1/21/98

Most Free Throws Attempted

Game	71	Chicago at Chicago	1/8/70
Half	48#	Chicago at Chicago (2nd)	1/8/70
Quarter	31	L.A. Lakers at Phoenix (4th)	1/21/98

Most 3-PT. Field Goals Made

Game	19	Houston at Phoenix	3/9/13
Half	14#	Milwaukee at Milwaukee (2nd)	3/28/06

Most 3-PT. Field Goals Attempted

Game	42	Seattle at Phoenix	11/7/96
------	----	--------------------	---------

Most Assists

Game	47	Cincinnati at Phoenix	3/4/69
Half	27	Chicago at Chicago (2nd)	12/4/90

** Double Overtime # NBA Record

Opponents Team Records – Highs...continued

Most Rebounds

Game	83**	Seattle at Seattle	11/15/68
	79	Chicago at Chicago	1/8/70
Half	44**	Seattle at Seattle (2nd)	11/15/68
	43	Boston at Boston (1st)	11/15/72

Most Offensive Rebounds

Game	34	Atlanta at Atlanta	11/18/81
Half	23	Houston at Houston	2/16/91

Most Defensive Rebounds

Game	51	Golden State at Golden State	12/23/74
------	----	------------------------------	----------

Most Personal Fouls

Game	52*	Utah at Phoenix	4/9/90
	46	New York at Phoenix	12/3/87
Half	27	Denver at Phoenix (1st)	10/29/85
Quarter	16	Denver at Phoenix (4th)	12/26/83
Overtime	12	Utah at Phoenix	4/9/90

Most Steals

Game	23	Philadelphia at Philadelphia	3/17/84
Half	13	Several times last, Denver at Phoenix (2nd)	10/29/85
Quarter	9	Atlanta at Atlanta (3rd)	3/15/13
		Dallas at Phoenix (2nd)	1/18/94
		Golden State at Phoenix (4th)	10/31/86
		Indiana at Phoenix (4th)	2/28/79
		Detroit at Phoenix (3rd)	1/13/78

Most Blocked Shots

Game	17	New Jersey at New Jersey	3/12/96
Half	10	Charlotte at Charlotte (1st)	11/7/12

Most Turnovers

Game	40	San Antonio at San Antonio	11/3/77
		Portland at Phoenix	3/7/76

Largest Margin of Victory

Game	44	Seattle at Seattle	4/2/88
------	----	--------------------	--------

Highest Field Goal Percentage

Game	.682	Portland at Phoenix (58-85)	12/5/87
------	------	-----------------------------	---------

* Overtime ** Double Overtime

Opponents Team Records – Lows

Fewest Points

Game	65	vs.	Denver	4/1/03
		vs.	Chicago	3/6/75
Half	25	vs.	Denver (2nd)	1/16/00
Quarter	6	at	Cleveland (3rd)	1/26/14
		at	Memphis (4th)	2/21/02
		vs.	Golden State (4th)	2/28/99
Overtime	1	at	San Antonio	2/27/13

Fewest Field Goals Made

Game	20	vs.	Denver	4/1/03
Half	8	at	Miami (2nd)	3/28/00
Quarter	2	Several times, last at Cleveland (3rd)		1/26/14

Fewest Field Goals Attempted

Game	59	at	Utah	3/9/01
Half	24	at	Miami (2nd)	3/28/00

Fewest Free Throws Made

Game	2	at	Minnesota	2/2/05
		at	New Orleans	11/17/04
Half	0	Several times, last vs. Denver (1st)		12/18/97

Fewest Free Throws Attempted

Game	2^	at	New Orleans	11/17/04
------	----	----	-------------	----------

Fewest Rebounds

Game	19	at	Seattle	4/14/99
Half	8	Several times, last vs. L.A. Clippers (1st)		2/17/09
Quarter	2	at	Boston (3rd)	12/2/94
		vs.	Sacramento (4th)	3/19/86

Fewest Offensive Rebounds

Game	2	vs.	Seattle	2/19/02
------	---	-----	---------	---------

Fewest Defensive Rebounds

Game	14	vs.	Seattle	1/25/91
------	----	-----	---------	---------

Fewest Assists

Game	7	vs.	New Orleans/Okla. City Hornets	11/22/06
Half	2	at	San Diego Clippers (2nd)	4/7/79
Quarter	0	Several times, last vs. Sacramento (4th)		12/17/12

Fewest Personal Fouls

Game	7	vs.	Oklahoma City	2/10/13
Half	2	at	New Orleans Hornets	11/17/04

Fewest Steals

Game	0	vs.	Dallas	4/12/84
------	---	-----	--------	---------

Fewest Blocked Shots

Game	0	59 times, last vs. San Antonio		2/21/14
------	---	--------------------------------	--	---------

Fewest Turnovers

Game	3	at	Portland	2/22/91
------	---	----	----------	---------

Lowest Field Goal Percentage

Game	.263	vs.	Denver (20-76)	4/1/03
------	------	-----	----------------	--------

^ Ties NBA Record

Opponents Top Nights

Most Points

66	Wilt Chamberlain at L.A. Lakers	2/9/69
54*	Gilbert Arenas vs. Washington	12/22/06
53	Michael Jordan at Chicago	1/21/89
52	Brandon Roy at Portland	12/18/08
51	Kobe Bryant vs. L.A. Lakers	4/7/06
	Vince Carter at Toronto	2/27/00
	Freeman Williams, S.D. Clippers	1/19/80
	Pete Maravich, New Orleans Jazz	3/18/77
	Phil Smith at Golden State	1/8/76
49	Kobe Bryant at L.A. Lakers	3/1/09
	Larry Bird, Boston	2/15/88
	Kiki Vandeweghe at Denver	1/1/83
	Dave Bing at Detroit	3/9/71
48	Kobe Bryant, Los Angeles	1/10/12
	Manu Ginobili, San Antonio	1/21/05
	Kareem Abdul-Jabbar, Milwaukee	3/16/71
47	Devin Harris vs. New Jersey	11/30/08
	Jeff Malone, Washington	2/27/88
	George Gervin at San Antonio	11/7/82
46	LeBron James, Cleveland	1/14/06
	Vince Carter, Toronto	12/30/00
	Cazzie Russell, Golden State	3/24/74

Most Field Goals Made

29	Wilt Chamberlain at L.A. Lakers	2/9/69
22	Freeman Williams, S.D. Clippers	1/19/80
21*	Gilbert Arenas vs. Washington	12/22/06
21	Pete Maravich, New Orleans Jazz	3/18/77
	Cazzie Russell, Golden State	3/24/74
20	Bernard King at New Jersey	1/4/78
	Phil Smith at Golden State	1/8/76
	Lou Hudson, Atlanta	2/16/74

Most 3-PT. Field Goals Made

10*	George McCloud at Dallas	12/16/95
9	Mike Bibby at Sacramento	3/25/07
	Ben Gordon, Chicago	2/4/06
	Dana Barros at Philadelphia	1/27/95
8*	Ryan Anderson, New Orleans	11/23/12
8**	Ray Allen, Seattle	1/22/06
8	Jason Richardson at Golden State	3/29/07
	Bryant Stith, Denver	12/23/96
	Allan Houston, Detroit	3/14/95

Most Free Throws Made

22	Chris Bosh vs. Toronto	12/22/07
21	John Drew, Atlanta	4/5/77
20	Kobe Bryant at L.A. Lakers	4/16/06
19	Brandon Roy at Portland	12/18/08
18	Buck Williams at New Jersey	1/21/87
17*	Karl Malone, Utah	4/9/90
17	Devin Harris vs. New Jersey	11/30/08
	Moses Malone at Atlanta	3/14/89
	Bernard King at Golden State	12/9/81
	Nate Archibald, Kansas City-Omaha	2/28/73

Most Rebounds

37	Tom Boerwinkle at Chicago	1/8/70
33	Charles Barkley, Houston	11/2/96
28	Wilt Chamberlain at L.A. Lakers	12/10/71
	Bill Russell at Boston	2/18/69
27	Wilt Chamberlain at L.A. Lakers	2/9/69
	Bill Russell at Boston	11/22/68

Most Assists

25	Kevin Porter, Detroit	4/1/79
24	Magic Johnson, L.A. Lakers	1/9/90
22	Art Williams, San Diego Clippers	12/28/68
21	John Stockton at Utah	11/19/88
	John Stockton at Utah	3/23/88
	Phil Ford at Kansas City	2/23/79

Most Steals

10	Alvin Robertson at San Antonio	2/18/86
9	Doc Rivers at L.A. Clippers	11/6/91
	Magic Johnson at L.A. Lakers	11/6/81
	Slick Watts at Seattle	3/27/77
	Larry Steele at Portland	3/7/75

Most Blocked Shots

10	Shawn Bradley at New Jersey	3/12/96
	Mark Eaton at Utah	2/22/86
	Manute Bol, Washington	1/8/86
	Joe C. Meriweather at N.O. Jazz	10/28/77

* Overtime ** Double Overtime

Single-Game Phoenix Arena Records

Phoenix Arena Records – Individual

Most Points

Overall game	60	Tom Chambers vs. Seattle	3/24/90
USAC game	54*	Gilbert Arenas, Washington	12/22/06
	51	Kobe Bryant, L.A. Lakers	4/7/06
USAC game	50	Amar'e Stoudemire vs. Portland	1/2/05
		Clifford Robinson vs. Denver	1/16/00
Overall half	35	Tom Chambers vs. Seattle (1st)	3/24/90
USAC half	34	Stephon Marbury vs. San Antonio (2nd)	11/29/02
Overall quarter	26	Stephon Marbury vs. San Antonio (4th)	11/29/02
USAC quarter	26	Stephon Marbury vs. San Antonio (4th)	11/29/02
Overall OT	12	Rex Chapman vs. L.A. Clippers	2/13/99
		Walter Davis vs. Golden State	3/29/84

Most Field Goals Made

Overall game	22	Tom Chambers vs. Seattle	3/24/90
		Freeman Williams, San Diego Clippers	1/19/80
USAC game	21*	Gilbert Arenas, Washington	12/22/06
	20	Shaquille O'Neal vs. Toronto	2/27/09
		Amar'e Stoudemire vs. Portland	1/2/05
Overall half	15	Tom Chambers vs. Seattle (1st)	3/24/90
USAC half	15	Stephon Marbury vs. San Antonio (2nd)	11/29/02
Overall quarter	12	Jeff Malone, Washington (3rd)	2/27/88
USAC quarter	11	Stephon Marbury vs. San Antonio (4th)	11/29/02

Most Field Goals Attempted

Overall game	38	Cazzie Russell, Golden State	3/24/74
		Lou Hudson, Atlanta	2/16/74
USAC game	37*	Gilbert Arenas, Washington	12/22/06
	34	Stephon Marbury vs. San Antonio	11/29/02
Overall half	24*	George Wilson vs. Detroit (2nd)	11/10/68
USAC half	23	Kobe Bryant, L.A. Lakers (2nd)	11/19/04
Overall quarter	17*	George Wilson vs. Detroit (4th)	11/10/68
	15	Stephon Marbury vs. San Antonio (4th)	11/29/02
USAC quarter	15	Stephon Marbury vs. San Antonio (4th)	11/29/02

* Overtime USAC - US Airways Center

Phoenix Arena Records – Individual...continued

Most 3-PT. Field Goals Made

Overall game	9*	Channing Frye vs. Minnesota	4/11/11
	9	Ben Gordon, Chicago	2/4/06
	8	Gerald Green vs. Oklahoma City	3/6/14
	8*	Ryan Anderson, New Orleans	11/23/12
	8**	Ray Allen, Seattle	1/22/06
	8*	Bryant Stith, Denver	12/23/96
	8	Steve Nash vs. Denver	3/31/08
	8	Allan Houston, Detroit	3/14/95
USAC game	8	Dan Majerle vs. Dallas	1/30/93
	9*	Channing Frye vs. Minnesota	4/11/11
	9	Ben Gordon, Chicago	2/4/06
	8	Gerald Green vs. Oklahoma City	3/6/14
	8*	Ryan Anderson, New Orleans	11/23/12
	8**	Ray Allen, Seattle	1/22/06
	8*	Bryant Stith, Denver	12/23/96
	8	Steve Nash vs. Denver	3/31/08
Overall half	8	Allan Houston, Detroit	3/14/95
	8	Dan Majerle vs. Dallas	1/30/93
	7*	Ryan Anderson, New Orleans (2nd)	11/23/12
	7	Channing Frye vs. Minnesota (2nd)	12/15/10
USAC half	7*	Ryan Anderson, New Orleans (2nd)	11/23/12
	7	Channing Frye vs. Minnesota (2nd)	12/15/10

Most Free Throws Made

Overall game	23*	Kevin Johnson vs. Utah	4/9/90
	22	Chris Bosh, Toronto	12/22/07
	22	Vince Carter, Toronto	12/30/00
USAC game	22*	Charles Barkley vs. Washington	12/20/95
	22	Chris Bosh, Toronto	12/22/07
	22	Vince Carter, Toronto	12/30/00
Overall half	17*	Kevin Johnson vs. Utah (2nd)	4/9/90
USAC half	14	Vince Carter, Toronto (2nd)	12/30/00
Overall quarter	12	Vince Carter, Toronto (4th)	12/30/00
USAC quarter	12	Vince Carter, Toronto (4th)	12/30/00

Most Free Throws Attempted

Overall game	28	John Drew, Atlanta	4/5/77
USAC game	27*	Charles Barkley vs. Washington	12/20/95
	27	Vince Carter, Toronto	12/30/00
Overall half	19	Jason Kidd vs. Vancouver (2nd)	3/22/99
USAC half	19	Jason Kidd vs. Vancouver (2nd)	3/22/99
Overall quarter	15	Vince Carter, Toronto (4th)	12/30/00
USAC quarter	15	Vince Carter, Toronto (4th)	12/30/00

Most Rebounds

Overall game	33	Charles Barkley, Houston	11/2/96
USAC game	33	Charles Barkley, Houston	11/2/96
Overall half	17*	Maurice Lucas vs. Denver (2nd)	12/26/83
	17	Charles Barkley, Houston (1st)	11/2/96
USAC half	17	Charles Barkley, Houston (1st)	11/2/96
Overall quarter	13	Armon Gilliam vs. Sacramento (1st)	1/13/89
USAC quarter	11	Shawn Marion vs. Minnesota (2nd)	1/21/07
	11	Charles Barkley, Houston (1st)	11/2/96

* Overtime ** Double Overtime USAC - US Airways Center

Most Assists

Overall game	25	Kevin Johnson vs. San Antonio	4/6/94
		Kevin Porter, Detroit	4/1/79
USAC game	25	Kevin Johnson vs. San Antonio	4/6/94
Overall half	16	Earvin Johnson, L.A. Lakers (1st)	1/9/90
USAC half	14	Steve Nash vs. Cleveland (1st)	1/11/07
	14	Kevin Johnson vs. Boston (1st)	2/12/97
Overall quarter	12	Steve Nash vs. Miami (1st)	1/6/06
	10	Jason Kidd vs. Charlotte Hornets (1st)	2/20/98
		Magic Johnson, L.A. Lakers (1st)	1/9/90
		Jeff Hornacek vs. Golden State (4th)	1/28/87
		John Lucas, Golden State (1st)	12/2/78
USAC quarter	12	Steve Nash vs. Miami (1st)	1/6/06
	10	Jason Kidd vs. Charlotte Hornets (1st)	2/20/98

Most Personal Fouls

Overall half	6	Held by many players	
USAC half	6	Held by many players	
Overall quarter	5	Held by many players	
USAC quarter	5	John "Hot Rod" Williams vs. Utah (4th)	11/4/97

Consecutive Free Throws Made

Overall game	20	Amar'e Stoudemire vs. Houston	3/22/08
USAC game	20	Amar'e Stoudemire vs. Houston	3/22/08

Most Steals

Overall game	10	Kevin Johnson vs. Washington	12/9/93
USAC game	10	Kevin Johnson vs. Washington	12/9/93
Overall half	7	Mike Bratz vs. Cleveland (2nd)	2/11/79
USAC half	6**	Chris Paul vs. New Orleans	2/6/08
	6	Shawn Marion vs. Minnesota (1st)	2/6/06
		George McCloud vs. L.A. Lakers (1st)	3/1/99
Overall quarter	6	Mike Bratz vs. Cleveland (3rd)	2/11/79
USAC quarter	5	Shawn Marion vs. Minnesota (2nd)	2/6/06

Most Blocked Shots

Overall game	10	Amar'e Stoudemire vs. Utah	2/7/04
		Manute Bol, Washington	1/8/86
USAC game	10	Amar'e Stoudemire vs. Utah	2/7/04
Overall half	7	Amar'e Stoudemire vs. Utah (1st)	2/7/04
		Andrew Lang vs. Orlando (1st)	2/27/91
USAC half	7	Amar'e Stoudemire vs. Utah (1st)	2/7/04
Overall quarter	6	Amar'e Stoudemire vs. Utah (1st)	2/7/04
		Andrew Lang vs. Portland (2nd)	12/26/89
USAC quarter	6	Amar'e Stoudemire vs. Utah (1st)	2/7/04

Consecutive Field Goals Without a Miss

Game	13	Steve Johnson, Kansas City	3/24/83
Overall	20	Xavier McDaniel vs. Houston (1/11/91) and Washington (1/15/91)	

* Overtime USAC - US Airways Center

Phoenix Arena Records – Team

Most Points

Overall game	173 [^]	Suns vs. Denver	11/10/90
USAC game	152 ^{**}	Seattle vs. Suns	1/22/06
Overall half	107 [#]	Suns vs. Denver (1st)	11/10/90
USAC half	81	Suns vs. L.A. Clippers (1st)	2/17/09
		Suns vs. Portland (2nd)	2/16/94
Overall quarter	57 [‡]	Suns vs. Denver (2nd)	11/10/90
USAC quarter	47	Suns vs. Sacramento (1st)	11/21/07
		Suns vs. Miami (1st)	1/6/06
Overall OT	23	Denver vs. Suns	12/23/96
USAC OT	23	Denver vs. Suns	12/23/96

Most Field Goals Made

Overall game	67	Suns vs. Denver	11/10/90
USAC game	56	Suns vs. L.A. Clippers	2/17/09
		Suns vs. Memphis	3/11/08
		Suns vs. L.A. Lakers	2/5/93
Overall half	43 [#]	Suns vs. Denver (1st)	11/10/90
USAC half	34	Suns vs. Chicago (1st)	11/22/92
Overall quarter	24	Suns vs. Denver (2nd)	11/10/90

Most Field Goals Attempted

Overall game	123 [*]	Suns vs. Detroit	11/10/68
	122	Suns vs. San Diego Rockets	12/28/68
USAC game	114 [*]	New Orleans vs. Suns	2/6/08
	107	Sacramento vs. Suns	3/15/93
Overall half	80 ^{***}	Suns vs. Portland (2nd)	11/1/84
	65	Suns vs. Detroit (2nd)	11/10/68
USAC half	66 ^{**}	New Orleans vs. Suns (2nd)	2/6/08
	57	Suns vs. Sacramento (2nd)	11/7/93
		Sacramento vs. Suns (2nd)	3/5/93
Overall quarter	36	Portland vs. Suns (3rd)	3/20/77
USAC quarter	31	Suns vs. Sacramento (2nd)	11/7/93

Most 3-PT. Field Goals Made

Overall game	20	Suns vs. Denver	1/7/08
		Suns vs. New Orleans/Okla. City	4/17/06
USAC game	20	Suns vs. Denver	1/7/08
		Suns vs. New Orleans/Okla. City	4/17/06

* Overtime ** Double Overtime *** Triple Overtime # NBA Record

[^] Ties NBA Record (non OT) [‡] NBA 2nd Quarter Record USAC - US Airways Center

Most Free Throws Made

Overall game	61*#	Suns vs. Utah	4/9/90
	48	Suns vs. Boston	2/19/71
USAC game	39	Suns vs. Portland	3/17/93
Overall half	32	Suns vs. Denver (1st)	10/29/85
USAC half	26	Suns vs. Denver (2nd)	11/24/93
Overall quarter	23	L.A. Lakers vs. Suns (4th)	1/21/98
USAC quarter	23	L.A. Lakers vs. Suns (4th)	1/21/98
Overall overtime	14	Suns vs. Utah	4/9/90

Most Free Throws Attempted

Overall game	80*	Suns vs. Utah	4/9/90
	63	Suns vs. Seattle	10/21/72
USAC game	54	Suns vs. Sacramento	3/5/93
Overall half	45	Suns vs. Denver (1st)	10/29/85
USAC half	34	Suns vs. Denver (2nd)	11/24/93
Overall quarter	31	L.A. Lakers vs. Suns (4th)	1/21/98
USAC quarter	31	L.A. Lakers vs. Suns (4th)	1/21/98
Overall overtime	20	Suns vs. Utah	4/9/90

Most Assists

Overall game	51	Suns vs. San Antonio	2/2/79
USAC game	42	Suns vs. Vancouver	4/12/98
Overall half	33#	Suns vs. Denver (1st)	11/10/90
USAC half	25	Suns vs. Cleveland (1st)	1/11/07
		Suns vs. Vancouver (1st)	4/19/97
Overall quarter	17	Suns vs. Miami (1st)	1/6/06
		Suns vs. Denver (2nd)	11/10/90
		Suns vs. L.A. Clippers (4th)	1/17/87
USAC quarter	16	Suns vs. Orlando (4th)	2/7/93

Most Rebounds

Overall game	76	Suns vs. Seattle	3/25/72
USAC game	64	Suns vs. Portland	3/17/93
Overall half	41	Suns vs. Seattle (2nd)	3/25/72
USAC half	36	Suns vs. L.A. Lakers (1st)	4/13/94
		Suns vs. Portland (1st)	3/17/93
Overall quarter	27	Suns vs. San Francisco (1st)	11/4/68
USAC quarter	22	Suns vs. L.A. Lakers (4th)	3/18/13

Most Offensive Rebounds

Overall game	30***	Suns vs. Portland	11/1/84
		L.A. Lakers vs. Suns	3/1/86
USAC game	28	Suns vs. L.A. Lakers	2/18/94

Most Defensive Rebounds

Overall game	50	Suns vs. L.A. Lakers	12/25/73
USAC game	49	Suns vs. L.A. Lakers	12/23/14

Phoenix Arena Records – Team...continued

Most Steals

Overall game	24	Suns vs. San Antonio	11/20/77
USAC game	22	Suns vs. Washington	12/9/93
Overall half	16	Suns vs. Portland (1st)	3/28/80
USAC half	14	Suns vs. Indiana (2nd)	12/20/93
Overall quarter	10	Suns vs. Portland (1st)	3/28/80
USAC quarter	9	Dallas vs. Suns (2nd)	1/18/94

Most Personal Fouls

Overall game	52*	Utah vs. Suns	4/9/90
	46	New York vs. Suns	12/3/87
USAC game	38	Miami vs. Suns	11/6/94
Overall half	38*	Utah vs. Suns (2nd)	4/9/90
	27	Denver vs. Suns (1st)	10/29/85
USAC half	21	Utah vs. Suns (2nd)	3/28/95
		Sacramento vs. Suns (2nd)	3/5/93
Overall quarter	16	Suns vs. L.A. Lakers (4th)	1/21/98
		Denver vs. Suns (4th)	12/26/83
USAC quarter	16	Suns vs. L.A. Lakers (4th)	1/21/98
Overall overtime	12	Utah vs. Suns	4/9/90

Most Blocked Shots

Overall game	19	Suns vs. Atlanta	1/29/08
USAC game	19	Suns vs. Atlanta	1/29/08
Overall half	11	Suns vs. Atlanta (2nd)	1/29/08
USAC half	11	Suns vs. Atlanta (2nd)	1/29/08
Overall quarter	10	Suns vs. Atlanta (4th)	1/29/08
USAC quarter	10	Suns vs. Atlanta (4th)	1/29/08

Most Turnovers

Overall game	40	Portland vs. Suns	3/7/76
USAC game	29	Suns vs. Toronto	3/6/13

Highest Field Goal Percentage

Overall game	.691	Suns vs. L.A. Clippers (56-81)	1/17/87
USAC game	.648	Suns vs. Dallas (46-71)	4/1/07

Highest Free Throw Percentage

Overall game	1.000	Several times, last Oklahoma City (19-19)	3/6/14
USAC game	1.000	Several times, last Oklahoma City (19-19)	3/6/14

Consecutive Field Goals Without a Miss

Overall quarter	14	Suns vs. New Jersey	1/29/92
-----------------	----	---------------------	---------

Consecutive Free Throws Without a Miss

Overall game	33	Suns vs. Detroit	12/23/80
USAC game	31	Suns vs. Houston	3/22/08

Largest Margin of Victory

Overall game	55	Suns vs. Sacramento (140-85)	4/17/89
USAC game	48	Suns vs. Sacramento (129-81)	2/2/09

* Overtime USAC - US Airways Center

Fewest Points

Overall game	65	Denver vs. Suns	4/1/03
		Chicago vs. Suns	3/6/75
USAC game	65	Denver vs. Suns	4/1/03
Overall half	25	Suns vs. Sacramento (2nd)	3/7/01
		Denver vs. Suns (1st)	2/22/00
USAC half	25	Suns vs. Sacramento (2nd)	3/7/01
		Denver vs. Suns (1st)	2/22/00
Overall quarter	6	Golden State vs. Suns (4th)	2/28/99
USAC quarter	6	Golden State vs. Suns (4th)	2/28/99
Overall overtime	2	Seattle vs. Suns	12/16/03
		Charlotte Hornets vs. Suns	1/15/90

Fewest Field Goals Made

Overall game	20	Denver vs. Suns	4/1/03
USAC game	20	Denver vs. Suns	4/1/03
Overall half	9	Suns vs. L.A. Clippers (2nd)	12/23/12
		Suns vs. Seattle (2nd)	2/13/96
USAC half	9	Suns vs. L.A. Clippers (2nd)	12/23/12
		Suns vs. Seattle (2nd)	2/13/96
Overall quarter	2	Golden State vs. Suns (4th)	2/28/99
		L.A. Lakers vs. Suns (2nd)	3/24/87
USAC quarter	2	Golden State vs. Suns (4th)	2/28/99

Fewest Field Goals Attempted

Overall game	64*	Suns vs. Utah	4/9/90
	64	Suns vs. Utah	2/7/04
		Chicago vs. Suns	11/17/99
		Suns vs. L.A. Lakers	4/6/90
USAC game	64	Suns vs. Utah	2/7/04
		Chicago vs. Suns	11/17/99
Overall half	28	L.A. Clippers vs. Suns (2nd)	12/23/12
		Suns vs. L.A. Clippers (2nd)	12/18/93
USAC half	28	L.A. Clippers vs. Suns (2nd)	12/23/12
		Suns vs. L.A. Clippers (2nd)	12/18/93
Overall quarter	10	Cleveland vs. Suns (4th)	1/31/98
USAC quarter	10	Cleveland vs. Suns (4th)	1/31/98

Fewest Free Throws Made

Overall game	2	Suns vs. Minnesota	3/20/07
USAC game	2	Suns vs. Minnesota	3/20/07
Overall half	0	Several times, last vs. L.A. Lakers (1st)	3/18/13
USAC half	0	Three times, last vs. L.A. Lakers (1st)	3/18/13

Fewest Free Throws Attempted

Overall game	4	Suns vs. Minnesota	3/20/07
USAC game	4	Suns vs. Minnesota	3/20/07
Overall half	0	Suns vs. New York (1st)	12/9/05
		L.A. Lakers vs. Suns (1st)	12/7/74
		Baltimore vs. Suns	10/15/72
USAC half	0	Suns vs. New York	12/9/05

* Overtime USAC - US Airways Center

Phoenix Arena Records – Team...continued

Lowest Field Goal Percentage

Overall game	.263	Denver vs. Suns (20-76)	4/1/03
USAC game	.263	Denver vs. Suns (20-76)	4/1/03

Fewest Personal Fouls

Overall game	7	Oklahoma City vs. Suns	2/10/13
USAC game	7	Oklahoma City vs. Suns	2/10/13
Overall half	3	Oklahoma City vs. Suns Suns vs. Detroit (2nd)	2/10/13 3/3/05
USAC half	3	Oklahoma City vs. Suns Suns vs. Detroit (2nd)	2/10/13 3/3/05

Fewest Assists

Overall game	9	New Jersey vs. Suns Cleveland vs. Suns	3/3/04 1/15/77
USAC game	9	New Jersey vs. Suns	3/3/04
Overall half	3	New Jersey vs. Suns (1st) Portland vs. Suns (1st) Cleveland vs. Suns (2nd) Milwaukee vs. Suns (2nd)	3/3/04 12/28/78 1/15/77 11/17/76
USAC half	3	New Jersey vs. Suns (1st)	3/3/04

Fewest Rebounds

Overall game	23	Utah vs. Suns	4/2/91
USAC game	25	Suns vs. Dallas Suns vs. New Orleans	11/9/06 12/11/03
Overall half	9	Denver vs. Suns (1st) Milwaukee vs. Suns (2nd) Utah vs. Suns (1st) Suns vs. Indiana (1st)	1/23/98 3/26/93 4/2/91 1/13/79
USAC half	9	Denver vs. Suns (1st) Milwaukee vs. Suns (2nd)	1/23/98 3/26/93
Overall quarter	2	Sacramento vs. Suns (4th)	3/19/86
USAC quarter	3	Portland vs. Suns (2nd) Detroit vs. Suns (4th) Vancouver vs. Suns (4th)	4/4/98 3/5/98 12/9/97

Fewest Offensive Rebounds

Overall game	2	Boston vs. Suns Seattle vs. Suns Suns vs. New Orleans Jazz	12/26/03 2/19/02 12/21/76
USAC game	2	Boston vs. Suns Seattle vs. Suns	12/26/03 2/19/02

Fewest Defensive Rebounds

Overall game	14	Seattle vs. Suns	1/25/91
USAC game	17	Dallas vs. Suns Dallas vs. Suns	4/1/07 11/26/03

Fewest Steals

Overall game	0	Suns vs. Miami Dallas vs. Suns	1/8/10 4/12/84
USAC game	0	Several times, last vs. Miami	1/8/10

Fewest Turnovers

Overall game	3	Suns vs. L.A. Lakers	4/7/12
USAC game	3	Suns vs. L.A. Lakers	4/7/12

Regular Season Records

Individual

Minutes Played	
3,388 by Dick Van Arsdale	1968-69
Field Goals Made	
810 by Tom Chambers	1989-90
Field Goals Attempted	
1,809 by Charlie Scott	1972-73
Field Goal Percentage	
.653 by Mark West	1988-89
Three-Point Field Goals Made	
226 by Quentin Richardson	2004-05
Three-Point Field Goals Attempted	
631 by Quentin Richardson	2004-05
Three-Point Field Goal Percentage (min. 100 attempted)	
.478 by Joe Johnson	2004-05
Free Throws Made	
583 by Amar'e Stoudemire	2004-05
Free Throws Attempted	
795 by Amar'e Stoudemire	2004-05
Free Throw Percentage	
.938 by Steve Nash	2009-10
Rebounds	
1,015 by Paul Silas	1970-71
Rebound Average	
12.5 by Paul Silas	1970-71
Assists	
991 by Kevin Johnson	1988-89
Assist Average	
12.2 by Kevin Johnson	1988-89
Most Personal Fouls	
323 by Neal Walk	1972-73
Most Disqualifications	
15 by Mike Bantom	1973-74
Steals	
225 by Ron Lee	1977-78
Blocked Shots	
217 by Larry Nance	1982-83
Most Points	
2,201 by Tom Chambers	1989-90
Highest Scoring Average	
27.2 by Tom Chambers	1989-90

Team

Field Goals Made	
3,847	1978-79
Field Goals Attempted	
8,242	1968-69
Field Goal Percentage	
.512	1978-79
Three-Point Field Goals Made	
837	2005-06
Three-Point Field Goals Attempted	
2,097	2005-06
Three-Point Field Goal Percentage	
.412	2009-10
Free Throws Made	
2,434	1969-70
Free Throws Attempted	
3,270	1969-70
Free Throw Percentage	
.808	2006-07
Rebounds	
4,508	1968-69
Assists	
2,500	1978-79
Personal Fouls	
2,260	1985-86
Disqualifications	
46	1973-74
Steals	
1,059#	1977-78
Blocked Shots	
582	1991-92
Points	
9,786	1969-70
Scoring Average	
119.3	1969-70

All-Time Regular Season Leaders

Games Played

Alvan Adams	988
Walter Davis	766
Steve Nash	744
Dick Van Arsdale	685
Kevin Johnson	683

Minutes Played

Alvan Adams	27,203
Shawn Marion	24,948
Dick Van Arsdale	24,242
Kevin Johnson	24,018
Walter Davis	23,143

Field Goals Made

Walter Davis	6,497
Alvan Adams	5,709
Shawn Marion	4,879
Kevin Johnson	4,369
Dick Van Arsdale	4,328

Field Goals Attempted

Walter Davis	12,497
Alvan Adams	11,464
Shawn Marion	10,136
Dick Van Arsdale	9,185
Kevin Johnson	8,849

Field Goal Percentage (150 games minimum)

Mark West	.613
Ed Pinckney	.571
Oliver Miller	.567
Larry Nance	.561
Marcin Gortat	.547
Charles Pittman	.546
Amar'e Stoudemire	.543

3-PT. Field Goals Made

Steve Nash	1,051
Dan Majerle	800
Leandro Barbosa	716
Shawn Marion	652
Raja Bell	622

3-PT. Field Goals Attempted

Steve Nash	2,417
Dan Majerle	2,200
Shawn Marion	1,905
Leandro Barbosa	1,806
Channing Frye	1,526

Free Throws Made

Kevin Johnson	3,851
Dick Van Arsdale	3,404
Amar'e Stoudemire	3,044
Walter Davis	2,557
Alvan Adams	2,490

Free Throws Attempted

Kevin Johnson	4,579
Dick Van Arsdale	4,186
Amar'e Stoudemire	4,018
Alvan Adams	3,160
Walter Davis	3,039

Free Throw Percentage (150 games minimum)

Steve Nash	.907
Kyle Macy	.884
Eddie Johnson	.870
James Jones	.861
Jeff Hornacek	.854

Points Scored

Walter Davis	15,666
Alvan Adams	13,910
Kevin Johnson	12,747
Shawn Marion	12,134
Dick Van Arsdale	12,060

Assists

Steve Nash	6,997
Kevin Johnson	6,518
Alvan Adams	4,012
Walter Davis	3,340
Jason Kidd	3,011

Steals

Alvan Adams	1,289
Shawn Marion	1,245
Walter Davis	1,040
Kevin Johnson	1,022
Dan Majerle	811

Blocked Shots

Larry Nance	940
Mark West	897
Shawn Marion	894
Alvan Adams	808
Amar'e Stoudemire	722

Rebounds

Alvan Adams	6,937
Shawn Marion	6,616
Amar'e Stoudemire	4,613
Larry Nance	3,791
Neal Walk	3,637

Scoring Average (150 games minimum)

Charlie Scott	24.8
Charles Barkley	23.4
Gail Goodrich	21.9
Amar'e Stoudemire	21.4
Stephon Marbury	21.3
Tom Chambers	20.6
Paul Westphal	20.6

Single Season Statistical Leaders

Scoring (50 games minimum)

Year	Name	Games	Points	Avg.
68-69	Gail Goodrich	81	1931	23.8
69-70	Connie Hawkins	81	1995	24.6
70-71	Dick Van Arsdale	81	1771	21.9
71-72	Connie Hawkins	76	1598	21.0
72-73	Charlie Scott	81	2048	25.3
73-74	Dick Van Arsdale	78	1389	17.8
74-75	Charlie Scott	69	1680	24.3
75-76	Paul Westphal	82	1679	20.5
76-77	Paul Westphal	81	1726	21.3
77-78	Paul Westphal	80	2014	25.2
78-79	Paul Westphal	81	1941	24.0
79-80	Paul Westphal	82	1792	21.9
80-81	Truck Robinson	82	1543	18.8
81-82	Dennis Johnson	80	1561	19.5
82-83	Walter Davis	80	1521	19.0
83-84	Walter Davis	78	1557	20.0
84-85	Larry Nance	61	1211	19.9
85-86	Walter Davis	70	1523	21.8
86-87	Walter Davis	79	1867	23.6
87-88	Eddie Johnson	73	1294	17.7
88-89	Tom Chambers	81	2085	25.7
89-90	Tom Chambers	81	2201	27.2
90-91	Kevin Johnson	77	1710	22.2
91-92	Jeff Hornacek	81	1632	20.1
92-93	Charles Barkley	76	1944	25.6
93-94	Charles Barkley	65	1402	21.6
94-95	Charles Barkley	68	1561	23.0
95-96	Charles Barkley	71	1649	23.2
96-97	Kevin Johnson	70	1410	20.1
97-98	Rex Chapman	68	1082	15.9
98-99	Tom Gugliotta	43	729	17.0
99-00	Clifford Robinson	80	1478	18.5
00-01	Shawn Marion	79	1369	17.3
01-02	Stephon Marbury	82	1674	20.4
02-03	Stephon Marbury	81	1806	22.3
03-04	Shawn Marion	79	1498	19.0
04-05	Amar'e Stoudemire	80	2080	26.0
05-06	Shawn Marion	81	1769	21.8
06-07	Amar'e Stoudemire	82	1671	20.4
07-08	Amar'e Stoudemire	79	1989	25.2
08-09	Amar'e Stoudemire	53	1134	21.4
09-10	Amar'e Stoudemire	82	1896	23.1
10-11	Steve Nash	75	1106	14.7
11-12	Marcin Gortat	66	1017	15.4
12-13	Goran Dragic	77	1134	14.7
13-14	Goran Dragic	76	1542	20.3

Field Goal Percentage

Year	Name	FGM	FGA	Pct.
68-69	Dick Snyder	399	846	.472
69-70	Jim Fox	413	788	.524
70-71	Mel Counts	365	799	.457
71-72	Clem Haskins	509	1054	.483
72-73	Connie Hawkins	441	920	.479
73-74	Dick Van Arsdale	514	1028	.500
74-75	Curtis Perry	437	917	.477
75-76	Curtis Perry	386	776	.497
76-77	Paul Westphal	682	1317	.518
77-78	Walter Davis	786	1494	.526
78-79	Walter Davis	764	1362	.561
79-80	Walter Davis	657	1166	.563
80-81	Walter Davis	593	1101	.539
81-82	Walter Davis	350	669	.523
82-83	Larry Nance	588	1069	.550
83-84	Larry Nance	601	1044	.576
84-85	Larry Nance	515	877	.587
85-86	Larry Nance	582	1001	.581
86-87	Ed Pinckney	290	497	.584
87-88	Jay Humphries	264	484	.545
88-89	Mark West	243	372	.653
89-90	Mark West	331	530	*.625
90-91	Mark West	247	382	.647
91-92	Mark West	196	310	.632
92-93	Cedric Ceballos	381	662	*.576
93-94	Oliver Miller	277	455	.609
94-95	Danny Manning	340	622	.547
95-96	Kevin Johnson	342	674	.507
96-97	Danny Manning	426	795	.536
97-98	Antonio McDyess	497	927	.536
98-99	Danny Manning	187	386	.484
99-00	Rodney Rogers	428	881	.486
00-01	Shawn Marion	557	1160	.480
01-02	Jake Tsakalidis	190	400	.475
02-03	Amar'e Stoudemire	392	830	.472
03-04	Jake Voskuhl	152	300	.507
04-05	Amar'e Stoudemire	747	1336	.559
05-06	Boris Diaw	449	853	.526
06-07	Amar'e Stoudemire	607	1055	.575
07-08	Amar'e Stoudemire	714	1211	.590
08-09	Shaquille O'Neal	512	841	*.609
09-10	Amar'e Stoudemire	704	1264	.557
10-11	Marcin Gortat	294	522	.563
11-12	Marcin Gortat	427	769	.555
12-13	Marcin Gortat	295	566	.521
13-14	Miles Plumlee	286	553	.517

*NBA leader

Free Throw Percentage (70 games min.)

Year	Name	FTM	FTA	Pct.
68-69	Stan McKenzie	219	287	.763
69-70	Gail Goodrich	488	604	.808
70-71	Connie Hawkins	457	560	.816
71-72	Dick Van Arsdale	529	626	.845
72-73	Dick Van Arsdale	426	496	.859
73-74	Dick Van Arsdale	361	423	.853
74-75	Dick Van Arsdale	282	339	.832
75-76	Keith Erickson	134	157	.854
76-77	Dick Van Arsdale	145	166	.873
77-78	Walter Davis	387	466	.830
78-79	Paul Westphal	339	405	.837
79-80	Mike Bratz	141	162	.870
80-81	Kyle Macy	107	119	.899
81-82	Kyle Macy	152	169	*.899
82-83	Kyle Macy	129	148	.872
83-84	Walter Davis	233	270	.863
84-85	Kyle Macy	127	140	*.907
85-86	Walter Davis	257	305	.843
86-87	Walter Davis	288	334	.862
87-88	Walter Davis	205	231	.887
88-89	Kevin Johnson	508	576	.882
89-90	Eddie Johnson	188	205	.917
90-91	Jeff Hornacek	201	224	.897
91-92	Jeff Hornacek	279	315	.886
92-93	Danny Ainge	123	145	.848
93-94	Kevin Johnson	380	464	.819
94-95	Elliot Perry	158	195	.810
95-96	Kevin Johnson	342	398	.859
96-97	Kevin Johnson	439	515	.852
97-98	Kevin Johnson	162	186	.871
98-99	Rex Chapman	76	91	.835
99-00	Jason Kidd	203	245	.829
00-01	Jason Kidd	328	403	.814
01-02	Shawn Marion	191	226	.845
02-03	Shawn Marion	251	295	.851
03-04	Shawn Marion	228	268	.851
04-05	Steve Nash	211	238	.887
05-06	Steve Nash	257	279	*.921
06-07	Steve Nash	222	247	.899
07-08	Steve Nash	222	245	.906
08-09	Steve Nash	196	210	.933
09-10	Steve Nash	211	225	*.938
10-11	Steve Nash	227	249	.912
11-12	Steve Nash	127	142	.894
12-13	Jared Dudley	129	162	.796
13-14	Gerald Green	195	230	.848

* NBA leader

Total Rebounds

Year	Name	Games	Total	Avg.
68-69	Gary Gregor	80	711	8.9
69-70	Paul Silas	78	916	11.7
70-71	Paul Silas	81	1015	12.5
71-72	Paul Silas	80	955	11.9
72-73	Neal Walk	81	1006	12.4
73-74	Neal Walk	82	837	10.2
74-75	Curtis Perry	79	940	11.9
75-76	Alvan Adams	80	727	9.1
76-77	Alvan Adams	72	652	9.1
77-78	Garfield Heard	80	652	8.2
78-79	Alvan Adams	77	705	9.2
79-80	Truck Robinson	82	770	9.4
80-81	Truck Robinson	82	789	9.6
81-82	Truck Robinson	74	721	9.7
82-83	Maurice Lucas	77	799	10.4
83-84	Maurice Lucas	75	725	9.7
84-85	Maurice Lucas	63	557	8.8
85-86	Larry Nance	73	618	8.5
86-87	Larry Nance	69	599	8.7
87-88	Armon Gilliam	55	434	7.9
88-89	Tom Chambers	81	684	8.4
89-90	Mark West	82	728	8.9
90-91	Mark West	82	564	6.9
91-92	Tim Perry	80	551	6.9
92-93	Charles Barkley	76	928	12.2
93-94	A.C. Green	82	753	9.2
94-95	Charles Barkley	68	756	11.1
95-96	Charles Barkley	71	821	11.6
96-97	John Williams	68	562	8.3
97-98	Antonio McDyess	81	613	7.6
98-99	Tom Gugliotta	43	381	8.9
99-00	Jason Kidd	67	483	7.2
00-01	Shawn Marion	79	628	10.7
01-02	Shawn Marion	81	803	9.9
02-03	Shawn Marion	81	773	9.5
03-04	Shawn Marion	79	737	9.3
04-05	Shawn Marion	81	915	11.3
05-06	Shawn Marion	81	959	11.8
06-07	Amar'e Stoudemire	82	786	9.6
07-08	Amar'e Stoudemire	79	719	9.1
08-09	Shaquille O'Neal	75	633	8.4
09-10	Amar'e Stoudemire	82	732	8.9
10-11	Marcin Gortat	55	513	9.3
11-12	Marcin Gortat	66	659	10.0
12-13	Luis Scola	82	541	6.6
13-14	Miles Plumlee	80	626	7.8

Total Assists

Year	Name	Games	Assists	Avg.
68-69	Gail Goodrich	81	518	6.4
69-70	Gail Goodrich	81	605	7.5
70-71	Clem Haskins	82	383	4.7
71-72	Paul Silas	80	343	4.3
72-73	Charlie Scott	81	495	6.1
73-74	Neal Walk	82	331	4.0
74-75	Dennis Awtrey	81	342	4.2
75-76	Alvan Adams	80	450	5.6
76-77	Paul Westphal	81	459	5.7
77-78	Paul Westphal	80	437	5.5
78-79	Paul Westphal	81	529	6.5
79-80	Paul Westphal	82	416	5.1
80-81	Alvan Adams	75	344	4.6
81-82	Kyle Macy	82	384	4.7
82-83	Walter Davis	80	397	5.0
83-84	Walter Davis	78	429	5.5
84-85	Kyle Macy	65	380	5.8
85-86	Jay Humphries	82	526	6.4
86-87	Jay Humphries	82	632	7.7
87-88	Jeff Hornacek	82	540	6.6
88-89	Kevin Johnson	81	991	12.2
89-90	Kevin Johnson	74	846	11.4
90-91	Kevin Johnson	77	781	10.1
91-92	Kevin Johnson	78	836	10.7
92-93	Charles Barkley	76	385	5.1
93-94	Kevin Johnson	67	637	9.5
94-95	Elliot Perry	82	394	4.8
95-96	Kevin Johnson	56	517	9.2
96-97	Kevin Johnson	70	653	9.3
97-98	Jason Kidd	82	745	9.1
98-99	Jason Kidd	50	539	* 10.8
99-00	Jason Kidd	67	678	* 10.1
00-01	Jason Kidd	77	753	* 9.8
01-02	Stephon Marbury	82	666	8.1
02-03	Stephon Marbury	81	654	8.1
03-04	Joe Johnson	82	362	4.4
04-05	Steve Nash	75	861	* 11.5
05-06	Steve Nash	79	826	* 10.5
06-07	Steve Nash	76	884	* 11.6
07-08	Steve Nash	81	898	11.1
08-09	Steve Nash	74	717	9.7
09-10	Steve Nash	81	892	* 11.0
10-11	Steve Nash	75	855	* 11.4
11-12	Steve Nash	62	664	10.7
12-13	Goran Dragic	77	569	7.4
13-14	Goran Dragic	76	447	5.9

* NBA leader

Total Minutes

Year	Name	Games	Minutes	Avg.
68-69	Dick Van Arsdale	80	3388	42.4
69-70	Connie Hawkins	81	3312	40.9
70-71	Dick Van Arsdale	81	3157	39.0
71-72	Dick Van Arsdale	82	3096	37.8
72-73	Neal Walk	81	3114	38.4
73-74	Dick Van Arsdale	78	2832	36.3
74-75	Curtis Perry	79	2688	34.0
75-76	Paul Westphal	82	2960	36.1
76-77	Paul Westphal	81	2600	32.1
77-78	Walter Davis	81	2590	32.0
78-79	Paul Westphal	81	2641	32.6
79-80	Truck Robinson	82	2710	33.0
80-81	Truck Robinson	82	3088	37.7
81-82	Dennis Johnson	80	2936	36.7
82-83	Larry Nance	82	2914	35.5
83-84	Larry Nance	82	2899	35.4
84-85	Larry Nance	61	2202	36.1
85-86	Larry Nance	73	2484	34.0
86-87	Walter Davis	79	2646	33.5
87-88	Eddie Johnson	73	2177	29.8
88-89	Kevin Johnson	81	3179	39.2
89-90	Tom Chambers	81	3046	37.6
90-91	Kevin Johnson	77	2772	36.0
91-92	Jeff Hornacek	81	3078	38.0
92-93	Dan Majerle	82	3199	39.0
93-94	Dan Majerle	80	3207	40.1
94-95	Dan Majerle	82	3091	37.7
95-96	Michael Finley	82	3212	39.2
96-97	Kevin Johnson	70	2658	38.0
97-98	Jason Kidd	82	3118	38.0
98-99	Jason Kidd	50	2060	41.2
99-00	Clifford Robinson	80	2839	35.5
00-01	Jason Kidd	77	3065	39.8
01-02	Stephon Marbury	82	3187	38.9
02-03	Shawn Marion	81	3373	41.6
03-04	Joe Johnson	82	3331	40.6
04-05	Joe Johnson	82	3240	39.5
05-06	Shawn Marion	81	3263	40.3
06-07	Shawn Marion	80	3010	37.6
07-08	Steve Nash	81	2780	34.3
08-09	Steve Nash	74	2484	33.6
09-10	Amar'e Stoudemire	82	2838	34.6
10-11	Channing Frye	77	2541	33.0
11-12	Marcin Gortat	66	2114	32.0
12-13	Goran Dragic	77	2581	33.5
13-14	Goran Dragic	76	2668	35.1

Single Season Records Breakdowns

Records - Inter-Divisional

Year	Western	Eastern	Midwest	Northwest	Pacific	Southwest	Atlantic	Central	Southeast	Overall
68-69	8-30	8-36	-	-	-	-	-	-	-	16-66
69-70	24-16	15-27	-	-	-	-	-	-	-	39-43
70-71	25-19	23-15	9-9	-	16-10	-	9-10	14-5	-	48-34
71-72	24-20	25-13	7-11	-	17-9	-	15-4	10-9	-	49-33
72-73	22-28	16-16	8-16	-	14-12	-	8-8	8-8	-	38-44
73-74	16-34	14-18	5-19	-	11-15	-	4-12	10-6	-	30-52
74-75	19-27	13-23	7-9	-	12-18	-	5-11	8-12	-	32-50
75-76	26-20	16-20	11-9	-	15-11	-	4-12	12-8	-	42-40
76-77	16-24	18-24	11-13	-	5-11	-	9-10	9-14	-	34-48
77-78	24-16	25-17	16-8	-	8-8	-	12-7	13-10	-	49-33
78-79	21-19	29-13	10-10	-	11-9	-	12-7	17-6	-	50-32
79-80	42-18	13-9	23-7	-	19-11	-	5-5	8-4	-	55-27
80-81	44-16	13-9	22-7	-	22-9	-	4-6	9-3	-	57-25
81-82	32-28	14-8	18-12	-	14-16	-	5-5	9-3	-	46-36
82-83	42-18	11-11	21-9	-	21-9	-	3-7	8-4	-	53-29
83-84	33-27	8-14	17-13	-	16-14	-	4-6	4-8	-	41-41
84-85	27-33	9-13	12-18	-	15-15	-	4-6	5-7	-	36-46
85-86	25-35	7-15	9-21	-	16-14	-	2-8	5-7	-	32-50
86-87	28-32	8-14	14-16	-	14-16	-	3-7	5-7	-	36-46
87-88	22-39	6-15	11-19	-	11-20	-	4-6	2-9	-	28-54
88-89	41-17	14-10	18-6	-	23-11	-	10-2	4-8	-	55-27
89-90	38-18	16-10	18-10	-	20-8	-	9-3	7-7	-	54-28
90-91	35-21	20-6	18-10	-	17-11	-	9-3	11-3	-	55-27
91-92	34-20	19-9	17-7	-	17-13	-	11-3	8-6	-	53-29
92-93	40-14	22-6	19-5	-	21-9	-	12-2	10-4	-	62-20
93-94	37-17	19-9	18-6	-	19-11	-	11-3	8-6	-	56-26
94-95	39-15	20-8	16-8	-	23-7	-	11-3	9-5	-	59-23
95-96	23-29	18-12	14-13	-	9-16	-	10-4	8-8	-	41-41
96-97	27-25	13-17	14-14	-	13-11	-	6-8	7-9	-	40-42
97-98	37-15	19-11	19-8	-	18-7	-	9-5	10-6	-	56-26
98-99	26-18	1-5	17-8	-	9-10	-	0-1	1-4	-	27-23
99-00	30-22	23-7	15-13	-	15-9	-	11-3	12-4	-	53-29
00-01	30-22	21-9	18-10	-	12-12	-	7-7	14-2	-	51-31
01-02	24-28	12-18	12-16	-	12-12	-	4-10	8-8	-	36-46
02-03	26-26	18-12	14-14	-	12-12	-	8-6	10-6	-	44-38
03-04	16-36	13-17	7-21	-	9-15	-	7-7	6-10	-	29-53
04-05	38-14	24-6	-	15-3	12-4	11-7	9-1	7-3	8-2	62-20
05-06	32-20	22-8	-	12-6	10-6	10-8	8-2	6-4	8-2	54-28
06-07	36-16	25-5	-	12-6	11-5	13-5	9-1	8-2	8-2	61-21
07-08	31-21	24-6	-	12-6	10-6	9-9	8-3	8-1	8-2	55-27
08-09	30-22	16-14	-	12-6	11-5	7-11	5-5	5-5	6-4	46-36
09-10	35-17	19-11	-	11-7	12-4	12-6	9-1	5-5	5-5	54-28
10-11	23-29	17-13	-	9-9	9-7	5-13	6-4	7-3	4-6	40-42
11-12	23-25	10-8	-	6-9	9-5	8-11	2-3	5-2	3-3	33-33
12-13	17-35	8-22	-	5-13	5-11	7-11	1-9	4-6	3-7	25-57
13-14	28-24	20-10	-	13-5	8-8	7-11	7-3	6-4	7-3	48-34
TOT.	1316-1065	744-599	485-395	107-70	603-464	89-92	311-239	350-261	60-36	2060-1664
Win. %	.553	.554	.551	.605	.565	.492	.565	.573	.625	.553

Records – Month by Month

Year	Oct.	Nov.	Dec.	Jan.	Feb.	Mar.	Apr.	Total
68-69	4-3	1-12	3-15	3-12	3-14	2-10	-	16-66
69-70	3-5	5-10	7-8	9-10	9-7	6-3	-	39-43
70-71	3-6	11-6	9-7	11-4	9-4	5-7	-	48-34
71-72	3-4	8-7	11-5	9-8	11-5	7-4	-	49-33
72-73	3-4	7-9	9-6	6-8	7-9	6-8	-	38-44
73-74	2-8	5-8	8-8	6-7	4-12	5-9	-	30-52
74-75	3-3	6-9	6-6	5-9	8-6	3-15	1-2	32-50
75-76	1-1	6-6	8-7	4-13	8-5	12-5	3-3	42-40
76-77	1-4	5-5	8-7	8-9	4-9	4-12	4-2	34-48
77-78	3-3	8-4	10-6	12-2	5-8	9-7	2-3	49-33
78-79	7-3	10-4	7-7	7-6	6-6	10-4	3-2	50-32
79-80	7-4	9-5	10-5	9-5	8-5	12-3	-	55-27
80-81	9-1	13-3	10-5	9-7	8-4	8-5	-	57-25
81-82	0-2	8-3	9-7	7-5	7-7	9-8	6-4	46-36
82-83	1-1	10-5	8-6	8-8	8-4	10-4	8-1	53-29
83-84	0-1	5-11	10-4	4-8	8-9	8-8	6-0	41-41
84-85	3-0	7-8	7-7	5-10	6-7	4-11	4-3	36-46
85-86	0-3	3-12	7-4	7-9	6-7	6-9	3-6	32-50
86-87	1-0	5-9	7-8	6-10	3-8	4-10	10-1	36-46
87-88	0-0	4-6	6-9	3-12	4-10	6-9	5-8	28-54
88-89	0-0	6-7	10-4	10-4	8-5	12-6	9-1	55-27
89-90	0-0	5-6	7-7	13-3	11-1	12-6	6-5	54-28
90-91	0-0	8-4	10-5	10-5	8-5	13-3	6-5	55-27
91-92	0-0	8-9	11-1	10-6	7-6	12-3	5-4	53-29
92-93	0-0	7-4	14-0	10-4	9-4	13-3	9-5	62-20
93-94	0-0	8-3	13-2	7-8	8-4	10-6	10-3	56-26
94-95	0-0	10-4	11-3	13-2	8-5	9-6	8-3	59-23
95-96	0-0	6-7	7-7	6-9	9-4	8-8	5-6	41-41
96-97	0-0	1-14	9-5	5-11	6-6	12-3	7-3	40-42
97-98	1-0	8-3	9-6	11-5	9-4	10-7	8-1	56-26
98-99	-	-	-	-	8-5	7-11	12-7*	27-23
99-00	0-0	10-4	8-7	7-7	10-3	12-4	6-4	53-29
00-01	0-1	10-3	8-6	8-8	8-4	10-5	7-4	51-31
01-02	0-1	10-6	8-6	4-10	6-7	6-9	2-7	36-46
02-03	0-1	8-6	11-5	8-9	4-6	7-8	6-3	44-38
03-04	1-1	6-7	5-12	5-12	3-9	6-8	3-4	29-53
04-05	-	12-2	13-2	11-6	7-4	11-3	8-3	62-20
05-06	-	8-5	11-5	10-6	9-1	11-6	5-5	54-28
06-07	0-1	8-5	13-2	15-1	8-5	10-4	7-3	61-21
07-08	-	12-4	10-5	11-5	6-5	11-5	5-3	55-27
08-09	1-1	10-6	7-5	7-8	8-5	7-9	6-2	46-36
09-10	2-0	12-3	7-9	7-9	9-3	12-2	5-2	54-28
10-11	1-2	7-7	6-8	8-7	9-3	5-11	4-4	40-42
11-12	-	-	1-3	6-10	7-7	11-6	8-7	33-33
12-13	0-1	7-9	4-11	5-9	4-9	3-12	2-6	25-57
13-14	1-0	8-8	10-3	9-7	6-6	10-6	4-4	48-34
TOTALS	61-65	331-278	383-266	354-333	327-272	386-311	218-139	2060-1664
Win. %	.484	.544	.590	.515	.546	.554	.611	.553

* Includes 2-1 in May during regular season

Records – Day by Day

Year	Mon.	Tues.	Wed.	Thur.	Fri.	Sat.	Sun.	Total
68-69	0-5	2-10	4-8	2-7	2-13	2-10	4-13	16-66
69-70	0-0	5-11	1-4	9-3	8-8	7-6	9-11	39-43
70-71	2-1	4-7	6-4	5-3	11-6	11-7	9-6	48-34
71-72	0-0	10-5	6-5	6-3	9-6	10-9	8-5	49-33
72-73	2-1	2-11	8-6	4-3	8-7	9-7	5-9	38-44
73-74	0-1	2-13	5-9	5-3	4-13	7-6	7-7	30-52
74-75	0-1	4-8	10-5	4-5	5-12	7-9	2-10	32-50
75-76	0-0	6-6	5-7	7-5	7-7	9-9	8-6	42-40
76-77	1-0	3-9	7-7	6-5	5-12	4-9	8-6	34-48
77-78	0-2	10-6	5-6	8-3	9-9	7-3	10-4	49-33
78-79	0-0	7-4	12-4	6-1	11-9	6-8	8-6	50-32
79-80	0-0	6-7	14-6	4-0	13-4	5-5	13-5	55-27
80-81	2-0	11-4	10-7	3-2	13-5	5-2	13-5	57-25
81-82	1-0	9-6	9-8	7-3	10-5	7-8	3-6	46-36
82-83	0-0	13-5	6-5	8-6	10-2	9-6	7-5	53-29
83-84	1-0	8-11	5-8	10-2	6-8	6-8	5-4	41-41
84-85	0-4	6-12	5-5	8-3	5-8	6-11	6-3	36-46
85-86	3-3	3-11	10-7	2-5	6-12	6-8	2-4	32-50
86-87	2-4	9-8	5-8	4-3	6-11	9-11	1-1	36-46
87-88	3-5	6-7	7-10	3-4	1-13	6-11	2-4	28-54
88-89	8-3	8-4	8-4	7-1	14-5	10-8	0-2	55-27
89-90	4-2	11-4	6-6	7-2	14-5	9-5	3-4	54-28
90-91	4-1	13-3	11-4	5-1	10-9	9-7	3-2	55-27
91-92	4-1	7-7	9-5	5-2	12-7	11-5	5-2	53-29
92-93	2-3	11-4	13-1	7-1	15-1	8-5	6-5	62-20
93-94	5-1	8-8	9-2	6-5	10-5	10-2	8-3	56-26
94-95	5-1	11-5	11-2	6-2	10-7	7-2	9-4	59-23
95-96	1-4	10-6	7-7	4-2	9-11	3-4	7-7	41-41
96-97	4-4	4-9	8-7	4-6	8-6	5-5	7-5	40-42
97-98	6-2	13-7	5-4	4-4	15-1	6-3	7-5	56-26
98-99	4-2	3-3	7-4	3-2	2-7	3-3	5-2	27-23
99-00	5-2	13-7	9-1	6-2	7-8	4-6	9-3	53-29
00-01	3-1	7-6	14-4	6-4	5-7	8-4	8-5	51-31
01-02	3-0	6-9	7-8	5-5	6-9	6-9	3-6	36-46
02-03	5-8	4-6	9-8	2-0	15-3	5-5	4-8	44-38
03-04	6-4	4-9	4-10	3-2	6-12	3-10	3-6	29-53
04-05	7-1	11-2	14-4	2-1	8-8	8-3	12-1	62-20
05-06	4-4	6-6	13-3	7-2	13-3	9-3	2-7	54-28
06-07	6-2	11-2	11-3	4-4	15-4	4-4	10-2	61-21
07-08	5-3	11-3	7-10	7-2	11-3	7-4	7-2	55-27
08-09	7-3	7-2	9-8	0-10	8-6	8-2	7-5	46-36
09-10	6-3	9-3	12-6	1-4	11-5	4-5	11-2	54-28
10-11	6-4	2-6	8-10	3-4	13-7	0-2	8-9	40-42
11-12	5-5	2-7	4-10	4-2	7-5	5-3	6-1	33-33
12-13	4-4	4-4	9-13	1-3	5-12	2-10	0-11	25-57
13-14	4-5	3-7	12-8	2-1	13-6	5-3	9-4	48-34
TOTALS	140-100	325-300	376-281	222-143	411-332	297-275	289-233	2060-1664
Win. %	.583	.520	.572	.608	.553	.519	.554	.553

Records Breakdowns

Records – Home, Away, Neutral

Year	REGULAR SEASON				PLAYOFFS		
	Home	Away	Neutral	Totals	Home	Away	Totals
68-69	11-26	4-27	1-13	16-66	-	-	-
69-70	22-15	12-25	5-3	39-43	2-1	1-3	3-4
70-71	27-14	19-20	2-0	48-34	-	-	-
71-72	30-11	19-20	0-2	49-33	-	-	-
72-73	22-19	15-25	1-0	38-44	-	-	-
73-74	24-17	6-34	0-1	30-52	-	-	-
74-75	22-19	10-31	-	32-50	-	-	-
75-76	27-14	15-26	-	42-40	7-2	3-7	10-9
76-77	26-15	8-33	-	34-48	-	-	-
77-78	34-7	15-26	-	49-33	0-1	0-1	0-2
78-79	32-9	18-23	-	50-32	7-1	2-5	9-6
79-80	36-5	19-22	-	55-27	2-1	1-4	3-5
80-81	36-5	21-20	-	57-25	2-2	1-2	3-4
81-82	31-10	15-26	-	46-36	1-2	1-3	2-5
82-83	32-9	21-20	-	53-29	1-1	0-1	1-2
83-84	31-10	10-31	-	41-41	5-3	4-5	9-8
84-85	26-15	10-31	-	36-46	0-1	0-2	0-3
85-86	23-18	9-32	-	32-50	-	-	-
86-87	26-15	10-31	-	36-46	-	-	-
87-88	22-19	6-35	-	28-54	-	-	-
88-89	35-6	20-21	-	55-27	4-3	3-2	7-5
89-90	32-9	22-19	-	54-28	5-2	4-5	9-7
90-91	31-9	23-17	1-1	55-27	1-1	0-2	1-3
91-92	36-5	17-24	-	53-29	3-1	1-3	4-4
92-93*	35-6	27-14	-	62-20	7-6	6-5	13-11
93-94	36-5	20-21	-	56-26	3-2	3-2	6-4
94-95	32-9	27-14	-	59-23	4-2	2-2	6-4
95-96	25-16	16-25	-	41-41	1-1	0-2	1-3
96-97	25-16	15-26	-	40-42	1-1	1-2	2-3
97-98	30-11	26-15	-	56-26	1-1	0-2	1-3
98-99	15-10	12-13	-	27-23	0-1	0-2	0-3
99-00	32-9	21-20	-	53-29	3-1	1-4	4-5
00-01	31-10	20-21	-	51-31	0-2	1-1	1-3
01-02	23-18	13-28	-	36-46	-	-	-
02-03	30-11	14-27	-	44-38	1-2	1-2	2-4
03-04	18-23	11-30	-	29-53	-	-	-
04-05	31-10	31-10	-	62-20	4-4	5-2	9-6
05-06	31-10	23-18	-	54-28	7-4	3-6	10-10
06-07	33-8	28-13	-	61-21	4-2	2-3	6-5
07-08	30-11	25-16	-	55-27	1-1	0-3	1-4
08-09	28-13	18-23	-	46-36	-	-	-
09-10	32-9	22-19	-	54-28	6-2	4-4	10-6
10-11	23-18	17-24	-	40-42	-	-	-
11-12	19-14	14-19	-	33-33	-	-	-
12-13	17-24	8-33	-	25-57	-	-	-
13-14	26-15	22-19	-	48-34	-	-	-
TOTALS	1276-577	774-1067	10-20	2060-1664	83-54	50-87	133-141
Win. %	.689	.420	.333	.553	.606	.365	.485

*Suns started playing in US Airways Center (previously known as America West Arena) in 1992-93 season (576-261, .682); The arena name change date was January 6, 2006

Streaks and Extremes

Suns Streaks

Longest regular season winning streak	17	12/29/06 to 1/28/07
Longest single season winning streak	17	12/29/06 to 1/28/07
Longest losing streak	13	11/1/96 to 11/26/96
Longest winning streak on road	9	12/31/06 to 1/28/07 2/2/05 to 3/23/05 3/31/98 to 2/15/99# 12/27/94 to 1/27/95
Longest losing streak on road*	18	1/4/74 to 3/15/74
Longest winning streak at Coliseum	21	3/2/79 to 11/30/80#
Longest single season winning streak at USAC	19	11/25/92 to 2/26/93
Longest home winning streak (non-single season)	25	3/19/93 to 12/26/94#
Longest losing streak at USAC	7	3/20/13 to 4/7/13 4/19/96 to 11/24/96#
Longest losing streak at home	7	3/20/13 to 4/7/13 4/19/96 to 11/24/96#

* Includes neutral court game with Suns designated as visiting team

Over two seasons

Suns All-Time Longest Regular Season Winning Streaks

17	12/29/06	thru	1/28/07
15	11/20/06	thru	12/19/06
14	12/1/92	thru	12/30/92
11	2/8/06	thru	3/6/06
11	12/5/04	thru	12/26/04
11	3/20/97	thru	4/10/97
11	3/23/93	thru	4/11/93
10	1/9/90	thru	1/25/90
10	3/27/98	thru	4/15/98

Suns Largest Margins Of Victory

(+)	Opponent	Score	Date
55	vs. Sacramento	140-85	4/17/89
48	vs. Sacramento	129-81	2/2/09
46	vs. L.A. Clippers	114-68	2/2/00
46	vs. San Antonio	137-91	4/15/89
45	vs. Portland	130-85	12/6/05
44	at Atlanta	118-74	3/30/00

Suns Largest Margins Of Victory At USAC

(+)	Opponent	Score	Date
48	vs. Sacramento	129-81	2/2/09
46	vs. L.A. Clippers	114-68	2/2/00
45	vs. Portland	130-85	12/6/05
41	vs. Denver	129-88	12/27/92
40	vs. L.A. Clippers	140-100	2/17/09
39	vs. New Jersey	129-90	11/27/99
38	vs. Minnesota	152-114	3/16/10
37	vs. N.O./Okla. City	115-78	4/17/06

Suns Largest Margins Of Defeat

(-)	Opponent	Score	Date
44	at Seattle	107-151	4/2/88
41	at Atlanta	98-139	3/10/71
40	at Detroit	77-117	11/28/12
38	at Portland	71-109	1/27/12
	at New Jersey	72-110	3/27/06
37	vs. L.A. Lakers	78-115	12/28/00
	at L.A. Lakers	118-155	1/2/87
	vs. L.A. Lakers	107-144	10/31/85
	at Kansas City	85-122	10/21/79

Suns Top Defensive Performances

4/1/03	vs. Denver	95-65	11/9/04	@ Chicago	94-74
3/6/75	vs. Chicago	88-65	3/3/04	vs. New Jersey	87-74
2/22/00	vs. Denver	86-67	11/1/02	vs. Cleveland	78-74
2/2/00	vs. L.A. Clippers	114-68	1/12/02	vs. Miami	108-74
1/20/98	@ Golden State	87-69	11/24/00	vs. Golden State	80-74
1/20/12	@ Boston	79-71	3/30/00	@ Atlanta	118-74
1/28/11	vs. Boston	88-71	11/7/99	vs. San Antonio	77-74
2/12/02	@ Detroit	99-71	4/1/12	vs. New Orleans	92-75
3/23/01	vs. Philadelphia	84-71	1/22/11	@ Detroit	74-75
4/25/99	vs. Houston	95-71	12/31/10	vs. Detroit	92-75
1/30/98	@ Miami	74-71	2/16/06	vs. Houston	109-75
11/13/02	@ Denver	75-72	11/27/02	vs. New Jersey	82-75
2/21/02	@ Memphis	78-72	11/8/02	vs. Portland	86-75
11/21/01	vs. New York	96-72	12/18/97	@ Dallas	89-75
1/24/01	@ Detroit	106-73	10/25/80	@ Seattle	100-75
2/18/00	vs. Atlanta	85-73			

The Suns are **73-1** in team history when holding the opponent below 80 points (lone loss: 1/22/11 at Detroit).

Suns Honor Roll

Most Valuable Player

1992-93	Charles Barkley
2004-05	Steve Nash
2005-06	Steve Nash

All-NBA

1969-70	Connie Hawkins
1976-77	Paul Westphal
1977-78	Paul Westphal (2nd Team) Walter Davis (2nd Team)
1978-79	Paul Westphal Walter Davis (2nd Team)
1979-80	Paul Westphal
1980-81	Dennis Johnson
1988-89	Tom Chambers (2nd Team) Kevin Johnson (2nd Team)
1989-90	Tom Chambers (2nd Team) Kevin Johnson (2nd Team)
1990-91	Kevin Johnson (2nd Team)
1991-92	Kevin Johnson (3rd Team)
1992-93	Charles Barkley
1993-94	Charles Barkley (2nd Team) Kevin Johnson (2nd Team)
1994-95	Charles Barkley (2nd Team)
1995-96	Charles Barkley (3rd Team)
1998-99	Jason Kidd
1999-00	Jason Kidd
2000-01	Jason Kidd
2002-03	Stephon Marbury (3rd Team)
2004-05	Steve Nash Amar'e Stoudemire (2nd Team) Shawn Marion (3rd Team)
2005-06	Steve Nash Shawn Marion (3rd Team)
2006-07	Steve Nash Amar'e Stoudemire
2007-08	Steve Nash (2nd Team) Amar'e Stoudemire (2nd Team)
2008-09	Shaquille O'Neal (3rd Team)
2009-10	Steve Nash (2nd Team) Amar'e Stoudemire (2nd Team)
2013-14	Goran Dragic (3rd Team)

Rookie of the Year

1975-76	Alvan Adams
1977-78	Walter Davis
2002-03	Amar'e Stoudemire

All-Rookie

1968-69	Gary Gregor
1973-74	Mike Bantom
1975-76	Alvan Adams
1976-77	Ron Lee
1977-78	Walter Davis
1987-88	Armon Gilliam
1992-93	Richard Dumas (2nd Team)
1994-95	Wesley Person (2nd Team)
1995-96	Michael Finley
1999-00	Shawn Marion (2nd Team)
2001-02	Joe Johnson (2nd Team)
2002-03	Amar'e Stoudemire

All-Defensive

1970-71	Paul Silas (2nd Team)
1971-72	Paul Silas (2nd Team)
1973-74	Dick Van Arsdale (2nd Team)
1977-78	Don Buse
1978-79	Don Buse
1979-80	Don Buse
1980-81	Dennis Johnson
1981-82	Dennis Johnson
1982-83	Dennis Johnson
1990-91	Dan Majerle (2nd Team)
1992-93	Dan Majerle (2nd Team)
1998-99	Jason Kidd
1999-00	Jason Kidd (2nd Team) Clifford Robinson (2nd Team)
2000-01	Jason Kidd
2006-07	Raja Bell
2007-08	Raja Bell (2nd Team)

Most Improved Player

1988-89 Kevin Johnson

2005-06 Boris Diaw

2013-14 Goran Dragic

Sixth Man Award

1988-89 Eddie Johnson

1997-98 Danny Manning

1999-00 Rodney Rogers

2006-07 Leandro Barbosa

J. Walter Kennedy PBWAA Citizenship Award

1990-91 Kevin Johnson

2006-07 Steve Nash

Coach of the Year

1988-89 Cotton Fitzsimmons

2004-05 Mike D'Antoni

Joe Dumars Sportsmanship Award

2007-08 Grant Hill

2009-10 Grant Hill

Executive of the Year

1976 Jerry Colangelo

1981 Jerry Colangelo

1989 Jerry Colangelo

1993 Jerry Colangelo

2005 Bryan Colangelo

Dan Majerle Hustle Award

2003 Bo Outlaw

2004 Casey Jacobsen

2005 Shawn Marion

2006 Raja Bell

2007 Leandro Barbosa

2008 Grant Hill

2009 Louis Amundson

2010 Jared Dudley

2011 Grant Hill

2012 Sebastian Telfair

2013 P.J. Tucker

2014 P.J. Tucker

All-Stars

1969 Dick Van Arsdale
Gail Goodrich

1970 Dick Van Arsdale
Connie Hawkins (s)

1971 Connie Hawkins (s)
Dick Van Arsdale

1972 Connie Hawkins
Paul Silas

1973 Connie Hawkins
Charlie Scott

1974 Charlie Scott

1975 Charlie Scott

1976 Alvan Adams

1977 Paul Westphal (s)

1978 Paul Westphal (s)
Walter Davis

1979 Paul Westphal (s)
Walter Davis

1980 Paul Westphal
Walter Davis

1981 Walter Davis (s)
Truck Robinson
Dennis Johnson

1982 Dennis Johnson

1983 Maurice Lucas (s)

1984 Walter Davis

1985 Larry Nance

1987 Walter Davis

1989 Tom Chambers

1990 Tom Chambers
Kevin Johnson

1991 Tom Chambers
Kevin Johnson (s)

1992 Dan Majerle
Jeff Hornacek

1993 Dan Majerle
Charles Barkley (s)

1994 Kevin Johnson
Charles Barkley (s, inj)

1995 Dan Majerle (s)
Charles Barkley (s)

1996 Charles Barkley (s)

1998 Jason Kidd

2000 Jason Kidd (s)

2001 Jason Kidd (s)

2003 Shawn Marion
Stephon Marbury

2005 Steve Nash
Amar'e Stoudemire

Shawn Marion

2006 Steve Nash (s)
Shawn Marion

2007 Steve Nash (inj)
Amar'e Stoudemire

Shawn Marion

2008 Steve Nash
Amar'e Stoudemire

2009 Amar'e Stoudemire (s)
Shaquille O'Neal

2010 Steve Nash (s)
Amar'e Stoudemire (s)

2012 Steve Nash

(s) denotes starter (inj) denotes injury

Coaches and Records

All-Time Records

Year	Coach	Reg. Season	Playoffs
68-69	Johnny Kerr	16-66	—
69-70	Johnny Kerr	15-23	—
	Jerry Colangelo	24-20	3-4
70-71	Cotton Fitzsimmons	48-34	—
71-72	Cotton Fitzsimmons	49-33	—
72-73	Bill van Breda Kolff	3-4	—
	Jerry Colangelo	35-40	—
73-74	John MacLeod	30-52	—
74-75	John MacLeod	32-50	—
75-76	John MacLeod	42-40	10-9
76-77	John MacLeod	34-48	—
77-78	John MacLeod	49-33	0-2
78-79	John MacLeod	50-32	9-6
79-80	John MacLeod	55-27	3-5
80-81	John MacLeod	57-25	3-4
81-82	John MacLeod	46-36	2-5
82-83	John MacLeod	53-29	1-2
83-84	John MacLeod	41-41	9-8
84-85	John MacLeod	36-46	0-3
85-86	John MacLeod	32-50	—
86-87	John MacLeod	22-34	—
	Dick Van Arsdale	14-12	—
87-88	John Wetzel	28-54	—
88-89	Cotton Fitzsimmons	55-27	7-5
89-90	Cotton Fitzsimmons	54-28	9-7
90-91	Cotton Fitzsimmons	55-27	1-3
91-92	Cotton Fitzsimmons	53-29	4-4
92-93	Paul Westphal	62-20	13-11

Year	Coach	Reg. Season	Playoffs
93-94	Paul Westphal	56-26	6-4
94-95	Paul Westphal	59-23	6-4
95-96	Paul Westphal	14-19	—
	Cotton Fitzsimmons	27-22	1-3
96-97	Cotton Fitzsimmons	0-8	—
	Danny Ainge	40-34	2-3
97-98	Danny Ainge	56-26	1-3
98-99	Danny Ainge	27-23	0-3
99-00	Danny Ainge	13-7	—
	Scott Skiles	40-22	4-5
00-01	Scott Skiles	51-31	1-3
01-02	Scott Skiles	25-26	—
	Frank Johnson	11-20	—
02-03	Frank Johnson	44-38	2-4
03-04	Frank Johnson	8-13	—
	Mike D'Antoni	21-40	—
04-05	Mike D'Antoni	62-20	9-6
05-06	Mike D'Antoni	54-28	10-10
06-07	Mike D'Antoni	61-21	6-5
07-08	Mike D'Antoni	55-27	1-4
08-09	Terry Porter	28-23	—
	Alvin Gentry	18-13	—
09-10	Alvin Gentry	54-28	10-6
10-11	Alvin Gentry	40-42	—
11-12	Alvin Gentry	33-33	—
12-13	Alvin Gentry	13-28	—
	Lindsey Hunter	12-29	—
13-14	Jeff Hornacek	48-34	—
TOTALS		2060-1664	133-141

Suns Cumulative Coaching Records

Coach	Years	Record	Pct.	Playoffs	Pct.
Johnny Kerr	1968-70	31-89	.258	-	-
Jerry Colangelo	1970, 1972-73	59-60	.496	3-4	.429
John MacLeod	1973-87	579-543	.516	37-49	.430
Cotton Fitzsimmons	1970-72, 1988-92, 1996	341-208	.621	22-22	.500
Paul Westphal	1992-96	191-88	.685	25-19	.568
Danny Ainge	1996-99	136-90	.602	3-9	.250
Scott Skiles	1999-02	116-79	.595	5-8	.385
Frank Johnson	2002-04	63-71	.470	2-4	.333
Mike D'Antoni	2003-08	253-136	.650	26-25	.510
Alvin Gentry	2009-13	158-144	.523	10-6	.625

Home Attendance Records

Year	G	Reg. Season	Avg.	G	Playoffs	Avg.	Total	Avg.
68-69	37	160,565	4,340	—	—	—	160,565	4,340
69-70	37	281,821	7,617	3	37,066	12,355	318,887	7,972
70-71	41	332,945	8,120	—	—	—	332,945	8,120
71-72	41	342,922	8,364	—	—	—	342,922	8,364
72-73	41	342,117	8,344	—	—	—	342,117	8,344
73-74	41	284,324	6,934	—	—	—	284,324	6,934
74-75	41	253,103	6,173	—	—	—	253,103	6,173
75-76	41	295,293	7,202	9	117,176	13,020	412,469	8,249
76-77	41	411,294	10,032	—	—	—	411,294	10,032
77-78	41	470,009	11,464	1	12,161	12,161	482,170	11,480
78-79	41	465,010	11,342	8	102,921	12,865	567,931	11,590
79-80	41	480,659	11,723	4	49,286	12,322	529,945	11,777
80-81	41	482,693	11,773	4	50,640	12,660	533,333	11,852
81-82	41	487,215	11,883	3	39,390	13,130	526,605	11,968
82-83	41	465,603	11,356	2	26,561	13,281	492,164	11,446
83-84	41	445,703	10,871	8	114,151	14,269	559,854	11,426
84-85	41	493,446	12,035	1	8,741	8,741	502,187	11,957
85-86	41	455,969	11,121	—	—	—	455,969	11,121
86-87	41	471,172	11,492	—	—	—	471,172	11,492
87-88	41	461,293	11,251	—	—	—	461,293	11,251
88-89	41	511,076	12,465	7	101,297	14,471	612,373	12,758
89-90	41	578,661	14,114	7	101,409	14,487	680,070	14,168
90-91	41	589,591	14,380	2	28,974	14,487	618,565	14,385
91-92	41	594,336	14,496	4	57,984	14,496	652,320	14,496
92-93	41	779,943	19,023	13	247,299	19,023	1,027,242	19,023
93-94	41	779,943	19,023	5	95,115	19,023	875,058	19,023
94-95	41	779,943	19,023	6	114,138	19,023	894,081	19,023
95-96	41	779,943	19,023	2	38,046	19,023	817,989	19,023
96-97	41	779,943	19,023	2	38,046	19,023	817,989	19,023
97-98	41	779,943	19,023	2	38,046	19,023	817,989	19,023
98-99	25	472,283	18,891	1	17,306	17,306	489,589	18,830
99-00	41	773,115	18,856	4	76,092	19,023	849,207	18,871
00-01	41	737,586	17,990	2	37,859	18,930	775,445	18,037
01-02	41	668,939	16,316	—	—	—	668,939	16,316
02-03	41	666,559	16,188	3	56,692	18,897	723,251	16,438
03-04	41	670,385	16,351	—	—	—	670,385	16,351
04-05	41	726,066	17,709	8	147,376	18,422	873,442	17,825
05-06	41	730,179	17,809	11	202,642	18,422	932,821	17,939
06-07	41	755,302	18,422	6	110,532	18,422	865,834	18,422
07-08	41	755,302	18,422	2	36,844	18,422	792,146	18,422
08-09	41	755,302	18,422	—	—	—	755,302	18,422
09-10	41	723,582	17,648	8	147,376	18,422	870,958	17,775
10-11	41	720,249	17,567	—	—	—	720,249	17,567
11-12	33	514,718	15,598	—	—	—	514,718	15,598
12-13	41	632,913	15,437	—	—	—	632,913	15,437
13-14	41	650,739	15,872	—	—	—	650,739	15,872
Totals	1854	25,789,697	13,910	137	2,251,166	16,432	28,040,863	14,083

Road Attendance Records

Year	G	Reg. Season	Avg.	G	Playoffs	Avg.	Total	Avg.
68-69	45	292,862	6,508	—	—	—	292,862	6,508
69-70	45	331,767	7,373	4	67,541	16,885	399,308	8,149
70-71	41	318,824	7,776	—	—	—	318,824	7,776
71-72	41	347,949	8,487	—	—	—	347,949	8,486
72-73	41	349,290	8,519	—	—	—	349,290	8,519
73-74	41	324,082	7,904	—	—	—	324,082	7,904
74-75	41	353,825	8,630	—	—	—	353,825	8,630
75-76	41	375,304	9,154	10	138,236	13,824	513,540	10,069
76-77	41	414,942	10,120	—	—	—	414,942	10,120
77-78	41	432,399	10,546	1	10,938	10,938	443,337	10,556
78-79	41	436,269	10,640	7	152,058	21,723	588,327	12,257
79-80	41	465,730	11,359	4	57,320	14,330	523,050	11,623
80-81	41	417,996	10,195	3	40,097	13,366	458,093	10,411
81-82	41	450,670	10,991	4	63,922	15,981	514,592	11,695
82-83	41	387,205	9,444	1	15,903	15,903	403,108	9,976
83-84	41	399,220	9,737	9	121,901	13,545	521,121	10,422
84-85	41	402,467	9,816	2	30,808	15,404	433,275	10,076
85-86	41	450,179	10,980	—	—	—	450,179	10,980
86-87	41	444,434	10,840	—	—	—	444,434	10,840
87-88	41	489,543	11,940	—	—	—	489,543	11,940
88-89	41	607,712	14,822	5	77,720	15,544	685,432	14,901
89-90	41	651,737	15,896	9	129,015	14,335	780,752	15,615
90-91	41	618,124	15,076	2	25,232	12,616	643,356	14,962
91-92	41	632,459	15,426	4	53,517	13,379	685,976	15,244
92-93	41	688,100	16,783	11	183,645	16,695	871,745	13,208
93-94	41	723,474	17,646	5	79,931	15,986	951,676	12,359
94-95	41	735,566	17,941	4	62,721	15,680	866,126	12,203
95-96	41	744,600	18,161	2	36,052	18,026	780,650	18,155
96-97	41	676,654	16,504	3	51,216	17,072	727,870	16,543
97-98	41	617,112	15,051	2	48,014	24,007	665,126	15,468
98-99	25	392,951	15,718	2	40,628	20,314	413,265	15,306
99-00	41	701,400	17,107	5	99,524	19,905	800,924	17,411
00-01	41	703,476	17,158	2	34,364	17,317	737,840	17,159
01-02	41	687,388	16,766	—	—	—	687,388	16,766
02-03	41	669,069	16,319	3	57,651	19,217	726,720	16,516
03-04	41	674,937	16,462	—	—	—	674,937	16,462
04-05	41	720,410	17,571	7	135,661	19,380	856,071	17,835
05-06	41	725,482	17,695	9	179,450	19,939	904,932	18,099
06-07	41	760,182	18,541	5	94,385	18,877	854,567	18,576
07-08	41	739,907	18,047	3	56,391	18,797	796,298	18,098
08-09	41	743,012	18,122	—	—	—	743,012	18,122
09-10	41	712,438	17,377	8	154,888	19,361	867,326	17,701
10-11	41	715,961	17,462	—	—	—	715,961	17,462
11-12	33	587,617	17,807	—	—	—	587,617	17,807
12-13	41	703,326	17,154	—	—	—	703,326	17,154
13-14	41	707,251	17,250	—	—	—	707,251	17,250
Totals	1870	25,525,302	13,650	136	2,298,729	16,902	27,824,031	13,870



Celebrating 47 Years of Suns Basketball ...

The Phoenix Suns have long been regarded as one of the most successful NBA franchises on and off the court. Since entering the league in 1968, the Suns own a .553 (2060-1664) winning percentage, the fourth-best mark all-time in the NBA (entering 2014-15). That record trails only the Los Angeles Lakers (.614, 3197-2008), San Antonio Spurs (.614, 1884-1184) and Boston Celtics (.590, 3133-2181) and includes appearances in the postseason in 29 of the team's 46 seasons, and 19 of the past 26 seasons (since 1988-89). Phoenix has reached the NBA Finals twice (1976 and 1993).

On June 30, 2004, Robert Sarver, a banking and real estate executive, purchased the club from Jerry Colangelo after Colangelo set into motion a plan to ensure the team's legacy by seeking out a new owner who shared his vision and commitment to both the game of basketball and community. In the ten seasons since Sarver, an Arizona native, took ownership of the Suns, Phoenix has won 50 or more games five times and enjoyed the winningest four-year period in the franchise's proud history from 2004-08 (232 victories). The span includes two 60-plus win seasons (franchise-record tying 62 in 2004-05 and 61 in 2006-07) and three Pacific Division titles. Over the last ten seasons, the Suns have compiled a 478-326 (.595) regular season record, which trails only the San Antonio Spurs (571-233, .710), Dallas Mavericks (524-280, .652) and Miami Heat (484-320, .602) for the NBA's best record in that stretch.



Dick Van Arsdale scores the first basket in Suns history on a feed from Dick Snyder as they defeated Seattle 116-107 in the first regular season game at the Coliseum.

at 16-66. In a coin flip between the Eastern and Western Conference teams with the poorest records (Milwaukee and Phoenix), the Suns called "heads" as the coin came up "tails." Milwaukee claimed Lew Alcindor, later known as Kareem Abdul-Jabbar, and captured the NBA title two years later.

Success, however, came more quickly than skeptics first thought when the Suns won a second coin flip and the rights to ABA star Connie Hawkins.

The Suns made the playoffs in their second season, battling the L.A. Lakers to the seven-game limit in the conference semifinals. With the emergence of eventual four-time All-Star and NBA Hall of Famer Hawkins, and the club's impressive playoff performance, the Suns had arrived on the NBA map.

The Greatest Game Ever Played...

Things brightened when the 1975-76 club, headed by coach John MacLeod, Rookie of the Year Alvan Adams and Paul Westphal, parlayed a 42-40 record and wild card playoff berth into the Western Conference title and a trip to the NBA Finals against Boston. Game Five of that series has been called "the greatest game ever played," as

The Beginning Of A Franchise...

On January 22, 1968, the NBA Board of Governors awarded a franchise to Phoenix. The new team's leadership came from owners Richard Bloch of Los Angeles along with Donald Pitt and Donald Diamond of Tucson. They brought together a group of investors that included entertainers Henry Mancini, Tony Curtis, Ed Ames, Andy Williams and Bobby Gentry.

Jerry Colangelo, former Illinois basketball star and member of the Chicago Bulls' organization, was selected as the club's first general manager at age 28. Colangelo has been with the club since its inception. One of Colangelo's first moves was naming Johnny "Red" Kerr as the franchise's first head coach. The name "Suns" was chosen through a contest (28,000 entries submitted). Since several entries were marked "Suns," a drawing was held and Selinda King of Phoenix was selected as the person who officially named the new franchise.

In the May 6, 1968 Expansion Draft, forward Dick Van Arsdale, who was left unprotected by the New York Knicks, became "The Original Sun." Van Arsdale scored 12,060 points as a Sun, and would later have his jersey (5) retired.

The Suns played their first game October 18, 1968, and defeated Seattle, 116-107, before 7,112 fans at Veterans Memorial Coliseum. However, Phoenix finished its first season

Boston won 128-126 in a triple-overtime thriller. The Celtics eventually captured the title, 4-2, but the "Sunderella" Suns demonstrated that they had come a long way in just eight seasons.

Phoenix Rising...

On October 14, 1987, Colangelo led a group of Phoenix-area investors that purchased the team for \$44.5 million. He was then named president and chief executive officer.

Cotton Fitzsimmons began his second stint with the Suns head coach prior to the 1988-89 season and engineered one of the biggest turnarounds in NBA history. On February 25, 1988, the Suns traded All-Star Larry Nance to Cleveland with Mike Sanders and a first-round pick for Kevin Johnson, Mark West, Tyrone Corbin and first- and second-round picks. On July 5, 1988, the Suns made NBA history by signing the league's first unrestricted free agent, Tom Chambers.

A revamped 1988-89 Suns squad had just one holdover player, Jeff Hornacek, remaining from two seasons before. The Suns finished 55-27 and were the NBA's top scoring team. For the first time in NBA history, a team won four postseason awards: Coach of the Year (Fitzsimmons), Most Improved Player (KJ), Sixth Man (Eddie Johnson) and Executive of the Year (Colangelo).

During 1988-89, Colangelo moved ahead with plans for a new downtown arena that the Suns could call home. In a unique partnership with the city of Phoenix, the \$89 million America West Arena (later renamed US Airways Center) was born. Construction of the arena began during the summer of 1990. The arena then underwent a \$70 million expansion and improvement project that was completed in 2004 and remains a state-of-the-art facility.



Danny Ainge and Michael Jordan faced off in the 1993 NBA Finals. Chicago defeated the Suns 4-2 in an exciting series.

A New Era Of Basketball...

Celebrating their 25th year in the NBA, the Suns rocked the basketball world with a blockbuster trade. On June 17, 1992, the team acquired Charles Barkley from Philadelphia for Hornacek, Tim Perry, and Andrew Lang. On November 7, 1992, the Suns opened their new home, America West Arena (now US Airways Center), with a new head coach in Westphal, a new logo, and new uniforms.

The 1992-93 club finished the season with a club-record and NBA-best 62-20 record and Barkley earned the NBA's MVP award. The Suns made NBA playoff history by coming back to beat the Lakers in the opening round after losing the first two at home. They defeated San Antonio in six games, Seattle in seven, and returned to the Finals for the first time since 1976. After losing the first two at home to the defending World Champion Chicago Bulls, the Suns went to the Windy City and won two of three, including a 129-121 triple-overtime affair in Game 3. John Paxson gave the Bulls their third-straight NBA title after sinking a three-pointer with 3.9 seconds left in Game 6 at Phoenix.

The 1995 All-Star Game was held at AWA, as Barkley and Majerle were starters on the winning West squad coached by Westphal. After the break, the team won its second Pacific Division title in three seasons and earned the No. 2 seed in the playoffs behind San Antonio. The Suns swept Portland in the first round and faced Houston for the second-straight season in the semifinals. The Suns took a 3-1 series lead, but the Rockets won three-straight and went on to win their second-straight NBA title.

...Return of the Run-and-Gun

For the second time in the team's history, the offseason addition of an All-Star turned into an NBA MVP and a franchise-record tying 62 single-season victories in 2004-05. Point guard Steve Nash, originally drafted by the franchise in 1996, agreed to return to the Suns in the summer of 2004 and in his first season in Phoenix led the club to a 33-game turnaround from the previous season, the first of two consecutive Western Conference Finals appearances and won the first of back-to-back league MVP honors. The renaissance of high-scoring basketball that began with Nash has continued under the charge of former Suns' All-Star Jeff Hornacek who guided the team to the league lead in fast break points in his first season as head coach.

Season Review 68-69

On January 22, 1968, the NBA Board of Governors granted a franchise to the city of Phoenix. On April 25, 1968, the name "SUNS" was selected in a contest sponsored by *The Arizona Republic*. The winning entry was submitted by Mrs. Selinda King of Phoenix.


RECORD

16-66

The Suns began building their team by naming **Johnny "Red" Kerr** as head coach. Kerr, who had coached the Chicago Bulls for the previous two years, was the NBA's Coach of the Year in 1967. Next was the 1968 NBA College Draft. Phoenix's first-ever selection was **Gary Gregor**, a 6-7 forward from South Carolina. The Suns continued to build the young squad by making **Dick Van Arsdale** the first player taken in the expansion draft. Van Arsdale had played the previous three years with New York. Phoenix also selected guard **Gail Goodrich**, a third-year pro, from the Los Angeles Lakers.

On October 18, the Suns opened their rookie season with a 116-107 victory over Seattle as 7,112 fans filled Veterans Memorial Coliseum. Goodrich, now in the NBA Hall of Fame, led the team with 27 points, 10 assists and nine rebounds while Van Arsdale pitched in 21 points. The Suns went on to finish the month with a 4-3 mark. But that was the last time they would be above .500 as they suffered through the rest of their first season to finish with a 16-66 record.

Goodrich and Van Arsdale led the Suns averaging 23.8 and 21.0 points, respectively. Goodrich finished sixth in the league in scoring and third as a guard behind Baltimore's Earl Monroe and Cincinnati's Oscar Robertson. Both players also appeared in the 1969 NBA All-Star game in Baltimore.



FRONT ROW: Gail Goodrich, Stan McKenzie, Dick Van Arsdale, Bob Warlick, Dick Snyder.

BACK ROW: Head Coach Johnny Kerr, Gary Gregor, Neil Johnson, Dave Lattin, Jim Fox, Trainer Joe Proski.

DATE	OPPONENT	ATTEND.	SCORE	REC.	W/L	DATE	OPPONENT	ATTEND.	SCORE	REC.	W/L
10/18	SEATTLE	7,112	116-107	1-0	W	1/5	@ATLANTA	3,235	96-97	8-34	L
10/20	BALTIMORE	3,474	122-134	1-1	L	1/7	SEATTLE	2,875	116-112	9-34	W
10/22	@SAN FRANCISCO	4,291	101-109	1-2	L	1/9	NEW YORK	2,591	120-134	9-35	L
10/24	NEW YORK	3,450	109-92	2-2	W	1/11	BALTIMORE	3,807	107-118	9-36	L
10/27	ATLANTA	4,603	100-123	2-3	L	1/16	@ATLANTA	5,815	107-112	9-37	L
10/30	@SEATTLE	2,657	115-108	3-3	W	1/17	@ATLANTA	4,565	107-112	9-38	L
10/31	CHICAGO	3,029	112-103	4-3	W	1/19	SAN DIEGO	2,867	118-136	9-39	L
11/3	LA LAKERS	7,150	109-127	4-4	L	1/22	ATLANTA	2,527	107-125	9-40	L
11/4	SAN FRANCISCO	3,019	108-119	4-5	L	1/24	CHICAGO	6,275	117-106	10-40	W
11/10	DETROIT	4,440	130-128*	5-5	W	1/25	@SAN DIEGO	4,128	120-133	10-41	L
11/14	DET. @TUCSON	2,712	109-111	5-6	L	1/26	SAN FRANCISCO	2,452	93-117	10-42	L
11/15	@SEATTLE	4,368	124-128**	5-7	L	1/29	MIL. @TUCSON	3,013	111-107	11-42	W
11/17	BOSTON	9,109	98-130	5-8	L	2/2	MILWAUKEE	2,926	122-121	12-42	W
11/19	@PHILADELPHIA	16,664	110-126	5-9	L	2/4	PHILADELPHIA	3,317	125-116	13-42	W
11/22	@BOSTON	8,224	106-133	5-10	L	2/6	CIN. @TUCSON	3,849	103-124	13-43	L
11/23	@MILWAUKEE	6,090	112-115	5-11	L	2/7	@SAN DIEGO	6,214	119-130	13-44	L
11/26	PHILADELPHIA	3,209	119-126	5-12	L	2/8	LA LAKERS	9,106	104-122	13-45	L
11/27	@DETROIT	11,016	111-125	5-13	L	2/9	@LOS ANGELES	8,840	116-134	13-46	L
11/29	@BALTIMORE	6,596	106-124	5-14	L	2/12	@NEW YORK	12,017	105-112	13-47	L
11/30	@CHICAGO	3,246	96-100	5-15	L	2/14	@DETROIT	2,853	123-128	13-48	L
12/2	SEATTLE	2,171	108-118	5-16	L	2/16	@CINCINNATI	3,922	125-113	14-48	W
12/3	@LOS ANGELES	8,277	108-122	5-17	L	2/18	@BOSTON	7,022	110-116	14-49	L
12/4	SAN FRANCISCO	2,387	126-97	6-17	W	2/20	@BALTIMORE	7,066	121-124	14-50	L
12/6	@SAN DIEGO	5,782	106-117	6-18	L	2/21	CHICAGO	4,939	121-133	14-51	L
12/8	ATLANTA	3,243	99-121	6-19	L	2/22	BOSTON	8,295	100-124	14-52	L
12/10	@NEW YORK	16,337	106-111	6-20	L	2/23	@MILWAUKEE	4,347	103-107	14-53	L
12/11	@PHILADELPHIA	6,780	123-143	6-21	L	2/25	@BOSTON	19,500	99-112	14-54	L
12/13	@CINCINNATI	2,114	123-130	6-22	L	2/26	@PHILADELPHIA	7,781	97-104	14-55	L
12/14	@DETROIT	5,024	123-118	7-22	W	2/28	@LOS ANGELES	15,728	117-121	14-56	L
12/15	@CINCINNATI	5,886	101-119	7-23	L	3/1	@SAN FRANCISCO	3,580	119-118	15-56	W
12/17	PHILADELPHIA	1,946	128-145	7-24	L	3/4	CINCINNATI	3,165	122-141	15-57	L
12/18	CINCINNATI	3,462	123-114	8-24	W	3/6	@CHICAGO	3,125	117-125	15-58	L
12/21	@BALTIMORE	8,529	117-131	8-25	L	3/7	@NEW YORK	15,244	87-119	15-59	L
12/22	@MILWAUKEE	3,466	116-127	8-26	L	3/9	SAN DIEGO	2,384	146-133	16-59	W
12/25	LA LAKERS	10,355	99-119	8-27	L	3/10	BALTIMORE	4,133	121-140	16-60	L
12/27	@SAN FRANCISCO	4,916	118-119	8-28	L	3/11	@SAN DIEGO	4,172	106-116	16-61	L
12/28	SAN DIEGO	5,749	126-136	8-29	L	3/15	S.D. @TUCSON	2,616	124-141	16-62	L
12/30	@SEATTLE	3,920	118-120	8-30	L	3/17	DETROIT	3,128	95-119	16-63	L
1/1	BOSTON	4,757	87-93	8-31	L	3/19	MILWAUKEE	3,033	110-117	16-64	L
1/3	@MILWAUKEE	4,230	104-121	8-32	L	3/21	NEW YORK	7,175	104-139	16-65	L
1/4	@CHICAGO	3,107	92-103	8-33	L	3/23	MILWAUKEE	3,204	118-128	16-66	L

*Overtime

68-69 Final Statistics

PLAYER	G	GS	MIN	3 PT				FTM-FTA	PCT	OR-DR	REB	AST	PF-QD	STL	TO	BLK	PTS-AVG
				FGM-FGA	PCT	FGM-FGA	PCT										
GOODRICH	81	81	3236	718-1746	.411	—	—	495-663	.747	—	437	518	253-3	—	—	—	1931-23.8
VAN ARSDALE	80	80	3388	612-1386	.442	—	—	454-644	.705	—	548	388	245-2	—	—	—	1678-21.0
FOX	51	51	1979	273-581	.470	—	—	157-214	.734	—	679	143	210-5	—	—	—	703-13.8
SNYDER	81	55	2108	399-846	.472	—	—	185-255	.725	—	328	211	213-3	—	—	—	983-12.1
MCLEMORE	31	7	710	141-366	.385	—	—	85-110	.773	—	168	50	73-1	—	—	—	367-11.8
WILSON	41	27	1294	191-481	.397	—	—	93-151	.616	—	505	76	145-4	—	—	—	475-11.6
GREGOR	80	60	2182	400-963	.415	—	—	85-131	.649	—	711	96	249-2	—	—	—	885-11.1
MCKENZIE	80	17	1569	264-618	.427	—	—	219-287	.763	—	251	123	191-3	—	—	—	747-9.3
WARLICK	63	11	975	212-501	.423	—	—	83-137	.606	—	151	131	119-0	—	—	—	507-8.0
LATTIN	68	6	987	150-366	.410	—	—	109-172	.634	—	323	48	163-5	—	—	—	409-6.0
JOHNSON	80	15	1319	177-368	.481	—	—	110-177	.621	—	396	134	214-3	—	—	—	464-5.8
KNOWLES	8	0	40	4-14	.286	—	—	1-3	.333	—	9	0	10-0	—	—	—	9-1.1
BIEDENBACH	7	0	18	0-6	.000	—	—	4-6	.667	—	2	3	1-0	—	—	—	4-6
SUNS	82		19705	3541-8242	.430	—	—	2080-2950	.705	—	4508	1921	2086-30	—	—	—	9162-111.7
OPPONENTS	82		19705	3892-8297	.469	—	—	2094-2891	.724	—	4692	2330	2122-31	—	—	—	9878-120.5

Season Review 69-70

RECORD


39-43

With the addition of veterans **Paul Silas** and **Connie Hawkins**, the young Suns enjoyed a 23-game turnaround and their first-ever trip to the NBA playoffs. Silas, obtained in a trade with Atlanta for **Gary Gregor**, gave the team additional inside strength as he averaged nearly 12 rebounds. Following a legendary two-year stint in the ABA and one year with the world-famous Harlem Globetrotters, Hawkins provided amazing offensive talents.

On January 2, with the Suns at 15-23, Head Coach **Johnny Kerr** resigned just five hours prior to that night's game against San Diego. General Manager **Jerry Colangelo** took over as head coach and led the Suns to a 24-20 mark over the rest of the regular season and a bid to the NBA Playoffs.

The Suns drew the mighty L.A. Lakers in the first round and dropped the opening game in Los Angeles, 112-128. But the Suns showed character as they picked up the next three games behind superb play from Silas, Hawkins and **Gail Goodrich**. However, the likes of Wilt Chamberlain, Jerry West and Elgin Baylor were too much for the Suns as the Lakers clinched the series in seven games.

Dick Van Arsdale made his second appearance in the All-Star Game along with the team's scoring leader Hawkins. The Hawk also earned All-NBA First Team honors.



FRONT ROW: Art Harris, Dick Van Arsdale, Stan McKenzie, Gail Goodrich.

BACK ROW: Trainer Joe Proski, Neil Johnson, Lamar Green, Connie Hawkins, Jim Fox, Neal Walk, Paul Silas, Jerry Chambers, Head Coach Jerry Colangelo.

DATE	OPPONENT	ATTEND.	SCORE	REC.	W/L	DATE	OPPONENT	ATTEND.	SCORE	REC.	W/L
10/16	SAN DIEGO	6,053	116-114	1-0	W	1/6	@CINCINNATI	3,426	124-128	17-25	L
10/18	@ATLANTA	3,742	116-121	1-1	L	1/8	@CHICAGO	5,086	123-152	17-26	L
10/21	@NEW YORK	15,116	116-140	1-2	L	1/9	@MILWAUKEE	7,237	116-120	17-27	L
10/22	@PHILADELPHIA	7,215	119-122	1-3	L	1/10	@PHILADELPHIA	7,423	119-117	18-27	W
10/24	CHICAGO	4,576	115-116	1-4	L	1/11	@CINCINNATI	6,129	125-118	19-27	W
10/25	@SAN DIEGO	5,269	115-107	2-4	W	1/12	NY @SALT LAKE	12,384	114-130	19-28	L
10/26	MILWAUKEE	9,149	99-119	2-5	L	1/15	BALTIMORE	5,636	124-115	20-28	W
10/30	CINCINNATI	6,699	106-104	3-5	W	1/17	SEATTLE	9,094	131-134	20-29	L
11/4	NEW YORK	10,552	99-116	3-6	L	1/18	BALTIMORE	5,009	134-133	21-29	W
11/7	@LA LAKERS	10,557	122-120	4-6	W	1/22	SEA.@LAS CRUCES	2,805	129-120	22-29	W
11/9	DETROIT	9,500	140-129	5-6	W	1/23	SAN FRANCISCO	12,024	132-138	22-30	L
11/13	PHILADELPHIA	5,440	110-124	5-7	L	1/24	@SAN FRANCISCO	6,466	109-99	23-30	W
11/14	@LA LAKERS	8,902	112-127	5-8	L	1/25	@LA LAKERS	11,483	106-118	23-31	L
11/15	LA LAKERS	6,318	114-111	6-8	W	1/29	ATLANTA	6,658	111-102	24-31	W
11/16	ATL.@ALBUQ.	5,094	139-118	7-8	W	1/30	@SAN FRAN	6,308	116-125	24-32	L
11/18	@BOSTON	6,028	119-120	7-9	L	1/31	MILWAUKEE	11,814	106-107	24-33	L
11/19	@BALTIMORE	9,287	118-133	7-10	L	2/1	@SAN DIEGO	4,582	105-103	25-33	W
11/21	@BALTIMORE	5,215	116-126	7-11	L	2/3	PHILADELPHIA	6,543	131-123	26-33	W
11/22	@NEW YORK	19,401	114-128	7-12	L	2/6	SAN FRAN	9,599	122-117	27-33	W
11/23	@CINCINNATI	2,866	123-137	7-13	L	2/7	LA LAKERS	10,459	121-117*	28-33	W
11/25	BALTIMORE	5,776	124-134	7-14	L	2/10	@BOSTON	4,761	122-117	29-33	W
11/29	@SEATTLE	9,418	129-130	7-15	L	2/11	@MILWAUKEE	10,746	120-127	29-34	L
11/30	SEATTLE	3,621	116-108	8-15	W	2/12	@CHICAGO	11,190	121-122	29-35	L
12/2	CHI.@SALT LAKE	3,220	121-110	9-15	W	2/13	@DETROIT	3,029	120-132	29-36	L
12/4	LA LAKERS	5,165	119-109	10-15	W	2/15	@PHILADELPHIA	8,163	125-159	29-37	L
12/5	CHICAGO	6,021	114-113	11-15	W	2/17	@SEATTLE	8,220	129-118	30-37	W
12/7	DETROIT	4,335	113-118	11-16	L	2/18	BOSTON	6,818	113-116	30-38	L
12/9	@CHICAGO	10,833	102-109	11-17	L	2/20	SAN DIEGO	6,136	126-117	31-38	W
12/10	@BALTIMORE	2,842	137-107	12-17	W	2/22	MILWAUKEE	11,541	124-144	31-39	L
12/12	@SEATTLE	6,146	130-116	13-17	W	2/24	@NEW YORK	19,011	105-121	31-40	L
12/13	CINCINNATI	5,786	126-110	14-17	W	2/26	@DETROIT	2,552	131-123	32-40	W
12/14	CINCINNATI	7,075	130-137**	14-18	L	2/27	@BOSTON	8,933	134-125	33-40	W
12/16	PHILADELPHIA	5,268	119-141	14-19	L	3/1	@ATLANTA	5,735	109-98	34-40	W
12/20	@DETROIT	5,021	113-114	14-20	L	3/3	CHICAGO	9,699	111-123	34-41	L
12/21	@MILWAUKEE	10,201	111-118	14-21	L	3/6	@SAN FRANCISCO	4,316	97-107	34-42	L
12/25	BOSTON	10,137	127-116	15-21	W	3/8	ATLANTA	9,526	130-119	35-42	W
12/28	NEW YORK	11,286	116-135	15-22	L	3/15	@ATLANTA	6,066	111-126	35-43	W
12/30	@SEATTLE	5,201	121-134	15-23	L	3/17	SAN FRANCISCO	9,486	133-121	36-43	W
1/2	SAN DIEGO	4,875	121-120	16-23	W	3/19	BOSTON	9,570	127-123	37-43	W
1/3	DETROIT	6,551	114-109	17-23	W	3/20	SAN DIEGO	9,026	127-104	38-43	W
1/4	@LA LAKERS	11,055	112-120	17-24	L	3/22	@SAN DIEGO	4,558	130-129	39-43	W

*Overtime

69-70 Final Statistics

PLAYER	G	GS	MIN	3 PT			FTM-FTA	PCT	OR-DR	REB	AST	PF-QD	STL	TO	BLK	PTS-AVG
				FGM-FGA	PCT	FGM-FGA										
HAWKINS	81	81	3312	709-1447	.490	— — —	577-741	.779	—	846	391	287-4	—	—	—	1995-24.6
VAN ARSDALE	77	72	2966	592-1166	.508	— — —	459-575	.798	—	264	388	282-5	—	—	—	1643-21.3
GOODRICH	81	81	3234	570-1251	.456	— — —	488-604	.808	—	340	605	251-3	—	—	—	1624-20.0
FOX	81	78	2041	413-788	.524	— — —	218-283	.770	—	570	93	261-7	—	—	—	1044-12.9
SILAS	78	74	2836	373-804	.464	— — —	250-412	.607	—	916	214	266-5	—	—	—	996-12.8
WALK	82	2	1394	257-547	.470	— — —	155-242	.640	—	455	80	225-2	—	—	—	669-8.2
CHAMBERS	79	9	1139	283-658	.430	— — —	91-125	.728	—	219	54	162-3	—	—	—	657-8.3
HARRIS	76	7	1375	257-650	.395	— — —	82-125	.656	—	142	211	209-0	—	—	—	596-7.8
GREEN	58	1	700	101-234	.432	— — —	41-70	.586	—	276	17	115-2	—	—	—	243-4.2
MCKENZIE	58	1	525	81-206	.393	— — —	58-73	.795	—	103	52	67-1	—	—	—	220-3.8
JOHNSON	28	0	136	20-60	.333	— — —	8-12	.667	—	47	12	38-0	—	—	—	48-1.7
OTHERS	6	4	147	22-45	.489	— — —	7-8	.875	—	15	9	20-1	—	—	—	51-8.5
SUNS	82		19705	3676-7856	.468	— — —	2434-3270	.744	—	4183	2076	2183-33	—	—	—	9786-119.3
OPPONENTS	82		19705	3886-8133	.478	— — —	2155-2911	.740	—	4103	2217	2282-48	—	—	—	9927-121.1

Season Review 70-71

Dick Van Arsdale returned for his third season with Phoenix as the only original Sun remaining. Offseason trades brought veterans **Mel Counts** and **Clem Haskins** to the team. In spite of the success the club enjoyed at the tail-end of the 1969-70 season, General Manager **Jerry Colangelo** felt the Suns needed a "career" coach. He set out to find a teacher and a motivator who could mold the Suns' young players. On June 5, 1970, **Lowell "Cotton" Fitzsimmons** joined the Suns as head coach.


Fitzsimmons had led the Kansas State Wildcats to the Big Eight title the previous year, and brought a sense of passion and "Purple Pride" to the Valley. The club responded to his enthusiasm.

Phoenix posted its best finish with a 48-34 record, fourth best in the league. That included the team's best month ever with an 11-4 mark in January. However, due to the Suns' place in the tough Midwest Division, the team failed to make the playoffs.

Paul Silas led the team in rebounding for the second-straight season pulling down a franchise-best 12.5 per game including a team record 27 vs. Cincinnati on January 18. Van Arsdale led the club in scoring with a 21.9 average while **Connie Hawkins** netted 20.9 points per game. Van Arsdale and Hawkins were again named NBA All-Stars.

RECORD

48-34



FRONT ROW: Joe Thomas, Art Harris, John Wetzel, Dick Van Arsdale, Clem Haskins, Fred Taylor.

BACK ROW: Trainer Joe Proski, Lamar Green, Greg Howard, Neal Walk, Mel Counts, Connie Hawkins, Paul Silas, Head Coach Cotton Fitzsimmons.

DATE	OPPONENT	ATTEND.	SCORE	REC.	W/L	DATE	OPPONENT	ATTEND.	SCORE	REC.	W/L
10/15	BOSTON	7,523	119-100	1-0	W	12/30	LA LAKERS	8,164	132-114	23-19	W
10/17	DETROIT	8,646	107-110	1-1	L	1/2	@SAN FRANCISCO	3,812	122-116*	24-19	W
10/20	@SAN DIEGO	7,246	114-115	1-2	L	1/3	SAN FRANCISCO	6,196	102-81	25-19	W
10/21	@SEATTLE	6,923	106-110	1-3	L	1/8	@BOSTON	7,124	114-122	25-20	L
10/23	CLEVELAND	7,822	108-104	2-3	W	1/9	@PHILADELPHIA	7,826	112-123	25-21	L
10/25	SAN DIEGO	5,697	117-98	3-3	W	1/10	@ATLANTA	4,447	116-105	26-21	W
10/28	CHICAGO	6,343	105-118	3-4	L	1/14	NEW YORK	9,051	107-88	27-21	W
10/30	@BOSTON	5,392	112-127	3-5	L	1/16	BALTIMORE	9,002	117-100	28-21	W
10/31	@BALTIMORE	4,527	103-106	3-6	L	1/18	CIN. @OMAHA	3,149	118-99	29-21	W
11/2	BUFFALO	8,000	110-102	4-6	W	1/20	CINCINNATI	5,586	114-126	29-22	L
11/4	@CINCINNATI	2,091	133-115	5-6	W	1/22	PHILADELPHIA	8,059	116-117	29-23	L
11/6	@CHICAGO	8,107	105-102	6-6	W	1/24	CHICAGO	5,923	113-112	30-23	W
11/7	@ATLANTA	5,116	107-100	7-6	W	1/26	BUFFALO	5,486	114-82	31-23	W
11/8	@MILWAUKEE	10,746	105-125	7-7	L	1/28	LA LAKERS	8,036	118-112	32-23	W
11/11	PORTLAND	6,020	114-100	8-7	W	1/29	@PORTLAND	5,877	131-122	33-23	W
11/13	CINCINNATI	9,802	115-109	9-7	W	1/30	SEATTLE	10,412	134-116	34-23	W
11/15	DETROIT	7,344	108-104	10-7	W	2/4	SAN FRANCISCO	6,711	105-117	34-24	L
11/17	@NEW YORK	18,275	100-103	10-8	L	2/6	CLEVELAND	5,812	119-91	35-24	W
11/19	@DETROIT	3,594	110-112	10-9	L	2/8	@MILWAUKEE	10,746	94-118	35-25	L
11/20	@BALTIMORE	4,572	110-121	10-10	L	2/9	@BALTIMORE	4,054	120-115	36-25	W
11/21	@PHILADELPHIA	6,519	125-119	11-10	W	2/12	@CLEVELAND	4,297	114-105	37-25	W
11/22	@CLEVELAND	2,405	114-99	12-10	W	2/13	@NEW YORK	19,500	97-114	37-26	L
11/24	@BUFFALO	7,209	106-112	12-11	L	2/14	@BUFFALO	4,376	108-97	38-26	W
11/26	SEATTLE	7,192	126-115	13-11	W	2/16	@BOSTON	6,091	119-116	39-26	W
11/27	@LA LAKERS	13,089	116-105	14-11	W	2/17	CINCINNATI	8,006	133-117	40-26	W
11/28	SAN DIEGO	11,740	116-117	14-12	L	2/19	BOSTON	12,256	116-112	41-26	W
12/2	ATLANTA	8,907	126-112	15-12	W	2/21	MILWAUKEE	12,371	97-125	41-27	L
12/4	@PORTLAND	3,927	126-121	16-12	W	2/26	@PHILADELPHIA	8,585	108-94	42-27	W
12/5	@SAN FRANCISCO	5,481	105-100	17-12	W	2/27	@DETROIT	8,878	124-117	43-27	W
12/6	SAN DIEGO	5,935	108-102	18-12	W	3/3	CHICAGO	12,371	115-90	44-27	W
12/8	LA LAKERS	7,702	112-121	18-13	L	3/7	BALTIMORE	9,370	108-117	44-28	L
12/11	@SAN DIEGO	8,365	104-110	18-14	L	3/9	@DETROIT	4,269	114-108	45-28	W
12/12	MILWAUKEE	11,002	113-111	19-14	W	3/10	@ATLANTA	6,266	98-139	45-29	L
12/15	SAN FRANCISCO	5,901	123-129	19-15	L	3/12	@CHICAGO	14,703	92-116	45-30	L
12/17	DETROIT	5,548	117-114*	20-15	W	3/13	@CHICAGO	17,505	99-111	45-31	L
12/19	@SEATTLE	6,443	131-135	20-16	L	3/14	MIL. @MADISON	9,035	125-113	46-31	W
12/20	NEW YORK	8,445	118-133	20-17	L	3/16	MILWAUKEE	11,640	111-119	46-32	L
12/22	PHILADELPHIA	7,248	129-133*	20-18	L	3/18	NEW YORK	7,454	123-131*	46-33	L
12/25	ATLANTA	10,186	127-115	21-18	W	3/19	@LA LAKERS	17,254	111-106	47-33	W
12/26	PORTLAND	6,102	115-103	22-18	W	3/20	SEATTLE	8,134	114-107	48-33	W
12/27	@LA LAKERS	15,163	110-128	22-19	L	3/21	@SAN DIEGO	5,840	114-132	48-34	L

*Overtime

70-71 Final Statistics

PLAYER	G	GS	MIN	3PT			FTM-FTA	PCT	OR-DR	REB	AST	PF-DQ	STL	TO	BLK	PTS-AVG
				FGM-FGA	PCT	FGM-FGA										
VAN ARSDALE	81	—	3157	609-1346	.452	—	553-682	.811	—	316	329	246-1	—	—	—	1771-21.9
HAWKINS	71	—	2662	512-1181	.434	—	457-560	.816	—	643	322	197-2	—	—	—	1481-20.9
HASKINS	82	—	2663	562-1277	.440	—	338-431	.784	—	324	383	207-2	—	—	—	1462-17.8
WALK	82	—	2033	426-945	.451	—	205-268	.765	—	674	117	282-8	—	—	—	1057-12.9
SILAS	81	—	2943	338-789	.428	—	285-416	.685	—	1015	247	227-4	—	—	—	961-11.9
COUNTS	80	—	1669	365-799	.457	—	149-198	.753	—	503	136	279-8	—	—	—	879-11.0
HARRIS	56	—	952	199-484	.411	—	69-113	.611	—	100	132	137-0	—	—	—	467-8.3
GREEN	68	—	1326	167-369	.453	—	64-106	.604	—	466	53	202-5	—	—	—	398-5.9
TAYLOR	54	—	552	110-284	.387	—	78-125	.624	—	86	51	113-0	—	—	—	298-5.5
WETZEL	70	—	1091	124-288	.431	—	83-101	.822	—	153	114	156-1	—	—	—	331-4.7
HOWARD	44	—	426	68-173	.393	—	37-58	.638	—	119	26	67-0	—	—	—	173-3.9
THOMAS	39	—	204	23-86	.267	—	9-20	.450	—	43	17	19-0	—	—	—	55-1.4
SUNS	82	—	19780	3503-8021	.437	—	2327-3078	.756	—	4442	1927	2132-31	—	—	—	9333-113.8
OPPONENTS	82	—	19780	3506-7828	.448	—	2165-2923	.741	—	4173	2069	2202-42	—	—	—	9177-111.9

Season Review 71-72

RECORD

49-33


Cotton Fitzsimmons began his second year at the helm with great anticipation. The Suns drafted **Dennis "Moe" Layton**, a 6-1 point guard from USC who played previously at Phoenix College. The Suns opened the season with a starting lineup of **Clem Haskins** and **Dick Van Arsdale** at guard, **Neal Walk** at center and **Connie Hawkins** and **Paul Silas** at the forward spots.

On March 14, the Suns obtained the rights to **Charlie Scott** from the Boston Celtics in exchange for future considerations. Scott, a 6-6 guard from North Carolina, had played for the Virginia Squires of the ABA, where he averaged 35 points and was the 1971 ABA Co-Rookie of the Year along with Kentucky's Dan Issel.

Phoenix compiled a then, club record mark of 49-33, improving for the fourth consecutive year. Despite having the sixth-best record in the NBA, the Suns finished behind Milwaukee and Chicago in the tough Midwest Division and failed to qualify for the playoffs.

Hawkins and Silas represented the West team in the All-Star Game. It was Hawkins' third-straight appearance, as he led the West squad to a 112-110 win with 13 points.

Silas was named as the Suns' Most Valuable Player by the fans as he led the team in rebounding for the third-straight year (11.9). Hawkins led the club in scoring with a 21.0 average while Van Arsdale added 19.7 points per game. The Suns topped their previous best in attendance totaling 342,922 fans, an average of 8,346 per contest. Phoenix also became only the fourth team in league history to lead the NBA in free throws attempted, free throws made and free throw accuracy.



FRONT ROW: Paul Silas, Neal Walk, Otto Moore, Head Coach Cotton Fitzsimmons, Mel Counts, Connie Hawkins, Lamar Green.
BACK ROW: Trainer Joe Proski, Art Harris, Fred Taylor, Dick Van Arsdale, John Wetzel, Clem Haskins, Dennis Layton.

DATE	OPPONENT	ATTEND.	SCORE	REC.	W/L	DATE	OPPONENT	ATTEND.	SCORE	REC.	W/L
10/14	MILWAUKEE	9,174	97-110	0-1	L	1/7	@BUFFALO	10,247	123-110	25-17	W
10/16	HOUSTON	8,572	128-108	1-1	W	1/8	@PHILADELPHIA	7,833	119-130	25-18	L
10/22	DETROIT	7,337	109-116	1-2	L	1/9	BALT. @COL. PK.	7,235	103-109	25-19	L
10/24	CHICAGO	6,970	104-105	1-3	L	1/11	@MILWAUKEE	10,111	115-114	26-19	W
10/26	CINCINNATI	6,901	126-99	2-3	W	1/14	CLEVELAND	8,279	117-107	27-19	W
10/29	@PHILADELPHIA	6,128	137-135**	3-3	W	1/15	@SEATTLE	12,693	110-118	27-20	L
10/30	@BALTIMORE	6,839	94-101	3-4	L	1/16	BALTIMORE	6,385	104-107	27-21	L
11/2	@CHICAGO	5,843	101-108	3-5	L	1/20	NEW YORK	8,006	130-109	28-21	W
11/3	@BUFFALO	5,417	100-98	4-5	W	1/21	@SEATTLE	12,751	128-113	29-21	W
11/5	@CLEVELAND	3,307	107-87	5-5	W	1/22	LA LAKERS	12,534	116-102	30-21	W
11/6	@CINCINNATI	3,076	95-110	5-6	L	1/25	@LA LAKERS	17,505	119-129	30-22	L
11/9	@MILWAUKEE	10,039	113-118	5-7	L	1/28	CHICAGO	9,245	102-116	30-23	L
11/12	BOSTON	9,470	128-119	6-7	W	1/29	@GOLDEN STATE	6,488	100-111	30-24	L
11/14	CLEVELAND	5,336	119-105	7-7	W	1/30	ATLANTA	8,839	105-103	31-24	W
11/16	@NEW YORK	18,344	111-112	7-8	L	2/1	@PORTLAND	4,961	129-117	32-24	W
11/17	@BOSTON	9,440	121-140	7-9	L	2/2	MILWAUKEE	9,365	103-106	32-25	L
11/18	@DETROIT	3,418	126-128	7-10	L	2/4	GOLDEN STATE	8,486	113-105	33-25	W
11/20	@ATLANTA	5,702	109-115	7-11	L	2/5	@PORTLAND	6,401	118-117*	34-25	W
11/23	PHILADELPHIA	6,678	128-107	8-11	W	2/6	PORTLAND	6,160	107-94	35-25	W
11/25	DETROIT	7,846	122-103	9-11	W	2/8	PHILADELPHIA	6,532	120-108	36-25	W
11/28	@HOUSTON	3,643	116-110	10-11	W	2/10	BALTIMORE	6,794	131-98	37-25	W
11/30	@PORTLAND	7,704	121-111*	11-11	W	2/12	CINCINNATI	10,766	117-95	38-25	W
12/1	PORTLAND	6,040	139-103	12-11	W	2/16	LA LAKERS	12,534	110-109	39-25	W
12/4	@GOLDEN STATE	5,491	128-92	13-11	W	2/18	BOSTON	12,005	126-115	40-25	W
12/5	GOLDEN STATE	6,886	120-87	14-11	W	2/20	@DETROIT	4,898	121-107	41-25	W
12/9	ATLANTA	7,524	135-115	15-11	W	2/22	@BOSTON	8,106	103-114	41-26	L
12/10	@LA LAKERS	17,505	117-126*	15-12	L	2/23	@ATLANTA	5,073	118-120	41-27	L
12/11	HOUSTON	7,695	110-111	15-13	L	2/25	@CHICAGO	9,720	107-115	41-28	L
12/14	@NEW YORK	19,253	110-100	16-13	W	2/26	MIL. @MADISON	9,371	117-119*	41-29	L
12/15	@CINCINNATI	2,038	127-108	17-13	W	2/27	@CLEVELAND	6,889	127-125	42-29	W
12/17	DETROIT	7,808	123-102	18-13	W	3/1	BALTIMORE	9,002	90-95	42-30	L
12/18	LA LAKERS	12,534	106-132	18-14	L	3/5	BUFFALO	6,729	131-103	43-30	W
12/19	@SEATTLE	9,189	127-130*	18-15	L	3/7	@DETROIT	2,014	129-121	44-30	W
12/21	PHILADELPHIA	6,272	124-119	19-15	W	3/8	@CINCINNATI	2,387	105-122	44-31	L
12/23	CHICAGO	9,289	108-117*	19-16	L	3/11	@NEW YORK	19,588	110-106	45-31	W
12/25	SEATTLE	7,026	116-86	20-16	W	3/15	MILWAUKEE	11,090	110-106	46-31	W
12/29	@HOUSTON	5,389	124-106	21-16	W	3/17	NEW YORK	10,571	111-106	47-31	W
12/30	BUFFALO	7,272	123-102	22-16	W	3/18	@GOLDEN STATE	9,399	116-134	47-32	L
1/1	BOSTON	8,056	114-104	23-16	W	3/21	PORTLAND	8,045	160-128	48-32	W
1/2	ATLANTA	6,670	111-116	23-17	L	3/24	@LA LAKERS	17,505	110-112	48-33	L
1/4	@CHICAGO	9,009	112-108	24-17	W	3/25	SEATTLE	10,189	118-98	49-33	W

*Overtime

71-72 Final Statistics

PLAYER	G	GS	MIN	3PT			FTM-FTA	PCT	OR-DR	REB	AST	PF-DQ	STL	TO	BLK	PTS-AVG
				FGM-FGA	PCT	FGM-FGA										
HAWKINS	76	—	2798	571-1244	.459	—	—	456-565	.807	—	623	296	—	—	—	1598-21.0
VAN ARSDALE	82	—	3096	545-1178	.463	—	—	529-626	.845	—	334	297	—	—	—	1619-19.7
SCOTT	6	—	177	48-113	.425	—	—	17-21	.810	—	23	26	—	—	—	113-18.8
SILAS	80	—	3082	485-1031	.470	—	—	433-560	.773	—	955	343	—	—	—	1403-17.5
WALK	81	—	2142	506-1057	.479	—	—	256-344	.744	—	665	151	—	—	—	1268-15.7
HASKINS	79	—	2453	509-1054	.483	—	—	220-258	.853	—	270	290	—	—	—	1238-15.7
LAYTON	80	—	1849	304-717	.424	—	—	122-165	.739	—	164	247	—	—	—	730-9.1
MOORE	81	—	1624	260-597	.436	—	—	94-156	.603	—	540	88	—	—	—	614-7.6
COUNTS	76	—	906	147-344	.427	—	—	101-140	.721	—	257	96	—	—	—	395-5.2
GREEN	67	—	991	133-298	.446	—	—	66-90	.733	—	348	45	—	—	—	332-5.0
HARRIS	21	—	145	23-70	.329	—	—	9-21	.429	—	13	18	—	—	—	55-2.6
WEBB(TOT)	46	—	238	40-100	.400	—	—	16-23	.696	—	35	23	—	—	—	96-2.1
WEBB(PHX)	27	—	129	31-65	.477	—	—	5-10	.500	—	17	16	—	—	—	67-2.5
WETZEL	51	—	419	31-82	.378	—	—	24-30	.800	—	65	56	—	—	—	86-1.7
TAYLOR	13	—	69	6-27	.222	—	—	4-13	.308	—	17	7	—	—	—	16-1.2
SUNS	82	—	19880	3599-7877	.457	—	—	2336-2999	.779	—	4301	1976	—	—	—	9534-116.3
OPPONENTS	82	—	19880	3568-7896	.452	—	—	1947-2658	.733	—	4009	1929	—	—	—	9083-110.8

Season Review 72-73


RECORD

38-44

The Suns began the season under the direction of the franchise's fourth head coach, **Bill van Breda Kolff**. He replaced **Cotton Fitzsimmons**, who left in the offseason to coach the Atlanta Hawks. However, seven games into the season, van Breda Kolff was dismissed and General Manager **Jerry Colangelo** once again assumed the coaching duties for the remainder of the season. He guided the Suns to a 35-40 record.

Phoenix played .500 ball through mid-January but struggled through the second half of the season, finishing third in its first season playing in the Pacific Division. The season did not lack for outstanding individual performances as **Charlie Scott** led the club in scoring with a franchise record 25.3 average and finished fifth in the NBA. He also became just the 10th guard in league history to score more than 2,000 points. Scott and **Connie Hawkins** were named to the Western Conference All-Star team. It was Scott's first appearance while Hawkins made his fourth consecutive visit.

Neal Walk enjoyed his finest season as a pro, averaging 20.2 points and 12.4 rebounds. He grabbed 1,006 rebounds, the only Suns center to this day to have totaled over 1,000 boards in a single season. Rookie **Corky Calhoun** from the University of Pennsylvania was the only Sun to play in all 82 games.



FRONT ROW: Scott English, Lamar Green, Walt Wesley, Head Coach Jerry Colangelo, Neal Walk, Connie Hawkins, Corky Calhoun.
BACK ROW: Dennis Layton, Clem Haskins, Charlie Scott, Dick Van Arsdale, Paul Stovall, Trainer Joe Proski.

DATE	OPPONENT	ATTEND.	SCORE	REC.	W/L	DATE	OPPONENT	ATTEND.	SCORE	REC.	W/L
10/13	MILWAUKEE	12,408	105-117	0-1	L	1/6	@KC-OMAHA	5,183	118-112	21-21	W
10/14	@PORTLAND	6,804	124-120	1-1	W	1/10	DETROIT	8,099	123-121	22-21	W
10/15	BALTIMORE	6,372	107-98	2-1	W	1/12	GOLDEN STATE	12,103	107-108	22-22	L
10/21	SEATTLE	8,315	129-117	3-1	W	1/13	@GOLDEN STATE	8,484	116-110	23-22	W
10/24	CHICAGO	9,039	106-107	3-2	L	1/14	BALTIMORE	7,186	85-94	23-23	L
10/27	@SEATTLE	8,201	115-120	3-3	L	1/16	NEW YORK	8,252	101-102	23-24	L
10/29	@LA LAKERS	16,148	123-133	3-4	L	1/18	KC-OMAHA	8,117	96-119	23-25	L
11/3	@CHICAGO	11,089	100-115	3-5	L	1/20	LA LAKERS	12,608	104-124	23-26	L
11/4	@MILWAUKEE	10,746	105-104	4-5	W	1/25	SEATTLE	5,701	112-109	24-26	W
11/5	@CLEVELAND	3,624	107-106	5-5	W	1/26	@PORTLAND	10,057	120-116	25-26	W
11/8	CLEVELAND	7,264	107-99	6-5	W	1/27	PORTLAND	7,215	109-117	25-27	L
11/10	HOUSTON	8,613	115-109	7-5	W	2/1	LA LAKERS	10,705	106-120	25-28	L
11/12	PHILADELPHIA	8,235	119-108	8-5	W	2/3	HOUSTON	7,282	132-123	26-28	W
11/14	@NEW YORK	18,720	97-103	8-6	L	2/6	@MILWAUKEE	9,285	111-126	26-29	L
11/15	@BOSTON	8,979	94-113	8-7	L	2/7	@DETROIT	4,491	107-113	26-30	L
11/17	@BALTIMORE	5,429	106-117	8-8	L	2/8	SEATTLE	7,084	125-112	27-30	W
11/18	@ATLANTA	7,047	122-126	8-9	L	2/10	PHILADELPHIA	9,176	126-121	28-30	W
11/21	@KC-OMAHA	5,067	96-101	8-10	L	2/14	BUFFALO	6,871	124-107	29-30	W
11/23	DETROIT	7,576	128-122	9-10	W	2/16	ATLANTA	10,155	104-111	29-31	L
11/25	LA LAKERS	10,482	109-116	9-11	L	2/17	@HOUSTON	3,119	111-127	29-32	L
11/26	@LA LAKERS	17,505	107-112	9-12	L	2/18	PORTLAND	5,260	118-119	29-33	L
11/28	@GOLDEN STATE	5,043	102-110	9-13	L	2/20	@BOSTON	9,954	97-107	29-34	L
11/29	ATLANTA	7,241	109-98	10-13	W	2/21	@BALTIMORE	5,525	107-98	30-34	W
12/1	GOLDEN STATE	8,067	115-106	11-13	W	2/23	@BUFFALO	5,830	125-106	31-34	W
12/3	MILWAUKEE	8,531	101-119	11-14	L	2/24	@CHICAGO	12,753	100-122	31-35	L
12/5	@BUFFALO	3,573	97-108	11-15	L	2/25	@KC-OMAHA	10,007	111-109	32-35	W
12/6	@DETROIT	2,864	105-114	11-16	L	2/28	KC-OMAHA	7,280	107-109	32-36	L
12/7	PHIL. @PITT.	3,878	117-102	12-16	W	3/4	CHICAGO	7,085	117-118*	32-37	L
12/9	PORTLAND	7,801	116-97	13-16	W	3/6	CLEVELAND	5,236	110-102	33-37	W
12/10	@SEATTLE	10,628	102-110	13-17	L	3/8	BOSTON	10,052	134-141*	33-38	L
12/13	BOSTON	8,596	100-105	13-18	L	3/10	DETROIT	7,510	110-117	33-39	L
12/17	KC-OMAHA	6,537	112-102	14-18	W	3/12	@MILWAUKEE	10,746	95-126	33-40	L
12/19	NEW YORK	8,197	117-84	15-18	W	3/13	@NEW YORK	19,674	111-115	33-41	L
12/22	@LA LAKERS	16,733	118-110	16-18	W	3/14	@PHILADELPHIA	5,641	120-114	34-41	W
12/25	CHICAGO	10,420	115-108	17-18	W	3/16	@ATLANTA	6,512	127-135	34-42	L
12/26	@HOUSTON	3,577	110-113	17-19	L	3/18	@LA LAKERS	17,505	113-131	34-43	L
12/29	PORTLAND	10,310	106-99	18-19	W	3/21	BUFFALO	7,603	134-124	35-43	W
12/30	@PORTLAND	8,349	107-104	19-19	W	3/23	GOLDEN STATE	8,197	125-124	36-43	W
1/2	@CLEVELAND	2,850	88-111	19-20	L	3/25	MILWAUKEE	9,386	112-114	36-44	L
1/3	@DETROIT	3,626	105-119	19-21	L	3/26	@GOLDEN STATE	3,677	120-114	37-44	W
1/5	@CHICAGO	9,091	126-115	20-21	W	3/28	@SEATTLE	11,246	127-125	38-44	W

*Overtime

72-73 Final Statistics

PLAYER	G	GS	MIN	3 PT			FTM-FTA	PCT	OR-DR	REB	AST	PF-DQ	STL	TO	BLK	PTS-AVG
				FGM-FGA	PCT	FGM-FGA										
SCOTT	81	—	3062	806-1809	.446	—	—	436-556	.784	—	342	495	—	—	—	2048-25.3
WALK	81	—	3114	678-1455	.466	—	—	279-355	.786	—	1006	287	—	—	—	1635-20.2
VAN ARSDALE	81	—	2979	532-1118	.476	—	—	426-496	.859	—	326	268	—	—	—	1490-18.4
HAWKINS	75	—	2768	441-920	.479	—	—	322-404	.797	—	641	304	—	—	—	1204-16.1
HASKINS	77	—	1581	339-731	.464	—	—	130-156	.833	—	173	203	—	—	—	808-10.5
JOHNSON	21	—	417	69-181	.381	—	—	25-36	.694	—	136	31	—	—	—	163-7.8
LAYTON	65	—	990	187-434	.431	—	—	90-119	.756	—	77	139	—	—	—	464-7.1
GREEN	80	—	2048	224-520	.431	—	—	89-118	.754	—	746	89	—	—	—	537-6.7
CALHOUN	82	—	2025	211-450	.469	—	—	71-96	.740	—	338	76	—	—	—	493-6.0
WESLEY(TOT)	57	—	474	77-202	.381	—	—	26-46	.565	—	151	31	—	—	—	180-3.2
WESLEY(PHX)	45	—	364	63-155	.406	—	—	18-34	.529	—	113	24	—	—	—	144-3.2
ENGLISH	29	—	196	36-93	.387	—	—	21-29	.724	—	44	15	—	—	—	93-3.2
STOVALL	25	—	211	26-76	.342	—	—	24-38	.632	—	61	13	—	—	—	76-3.0
SUNS	82	—	19730	3612-7942	.455	—	—	1931-2437	.792	—	4003	1944	—	—	—	9155-111.6
OPPONENTS	82	—	19730	3758-8005	.469	—	—	1744-2318	.752	—	4139	2166	—	—	—	9260-112.9


Season Review 73-74

John MacLeod took the Suns coaching reins from General Manager **Jerry Colangelo** during the offseason. The youthful MacLeod had coached the previous six years at the University of Oklahoma, leading the Sooners to a 90-69 record and two trips to the National Invitational Tournament.

RECORD
30-52

New to the team were rookie **Mike Bantom**, the eighth pick in the 1973 NBA Draft, and **Keith Erickson**, who was acquired in the first month of the season from the L.A. Lakers in exchange for All-Star and future Hall of Famer **Connie Hawkins**. Phoenix went on a 10-game skid early in the season as they were learning a new system under MacLeod and playing one of the roughest portions of their schedule. The Suns finished fourth in the Pacific Division with a 30-52 mark, their lowest number of wins since their inaugural season.

Charlie Scott made his second-straight appearance in the All-Star Game and finished the season averaging 25.4 points but missed the final 29 games with a broken arm. **Dick Van Arsdale** averaged 17.8 points and led the Suns in field goal percentage (.500). Erickson was voted by fans as the Suns' Most Outstanding Player.



FRONT ROW: Bob Christian, Lamar Green, Neal Walk, Head Coach John MacLeod, Corky Calhoun, Mike Bantom, Keith Erickson.
BACK ROW: Assistant Coach Dennis Price, Clem Haskins, Charlie Scott, Dick Van Arsdale, Jim Owens, Gary Melchionni, Trainer Joe Proski.

DATE	OPPONENT	ATTEND.	SCORE	REC.	W/L	DATE	OPPONENT	ATTEND.	SCORE	REC.	W/L
10/10	SEATTLE	8,738	115-111	1-0	W	1/5	@MILWAUKEE	9,812	109-118	16-26	L
10/12	MILWAUKEE	9,033	84-107	1-1	L	1/6	@CHICAGO	6,013	116-120*	16-27	L
10/14	GOLDEN STATE	7,030	95-120	1-2	L	1/9	HOUSTON	5,924	105-101	17-27	W
10/20	ATLANTA	8,009	118-108	2-2	W	1/11	KC-OMAHA	6,747	100-117	17-28	L
10/21	@SEATTLE	11,964	112-116	2-3	L	1/13	SEATTLE	5,769	112-123	17-29	L
10/23	@GOLDEN STATE	3,007	109-121	2-4	L	1/17	@GOLDEN STATE	3,011	120-127	17-30	L
10/24	DETROIT	6,307	99-115	2-5	L	1/19	NEW YORK	9,468	112-89	18-30	W
10/26	@KC-OMAHA	4,917	93-98	2-6	L	1/23	CLEVELAND	5,017	110-103	19-30	W
10/27	@MILWAUKEE	9,975	95-104	2-7	L	1/25	MILWAUKEE	7,660	108-112	19-31	L
10/30	@ATLANTA	9,070	101-122	2-8	L	1/27	CAPITAL	5,277	127-107	20-31	W
11/2	@DETROIT	5,317	107-114	2-9	L	1/31	PORTLAND	5,252	112-100	21-31	W
11/4	@CAPITAL	5,316	99-102	2-10	L	2/1	@LA LAKERS	13,478	110-121	21-32	L
11/7	@PHILADELPHIA	4,366	115-122	2-11	L	2/2	LA LAKERS	8,068	119-112	22-32	W
11/9	@BOSTON	9,953	107-122	2-12	L	2/5	@NEW YORK	18,884	90-106	22-33	L
11/13	CHICAGO	6,045	116-108	3-12	W	2/6	@CAPITAL	6,738	101-109	22-34	L
11/15	PHILADELPHIA	6,142	116-94	4-12	W	2/8	DETROIT	8,511	94-99	22-35	L
11/17	LA LAKERS	11,498	110-130	4-13	L	2/10	GOLDEN STATE	5,121	105-121	22-36	L
11/20	@BUFFALO	6,088	100-127	4-14	L	2/12	@PORTLAND	4,189	104-113	22-37	L
11/21	@DETROIT	3,534	104-107	4-15	L	2/14	HOUSTON	5,661	107-99	23-37	W
11/23	@CHICAGO	8,742	99-94	5-15	W	2/16	ATLANTA	8,518	124-123*	24-37	W
11/27	@HOUSTON	2,756	111-125	5-16	L	2/17	PORTLAND	5,575	112-100	25-37	W
11/29	KC-OMAHA	6,386	119-99	6-16	W	2/19	@CHICAGO	7,451	96-130	25-38	L
11/30	@PORTLAND	10,720	107-99	7-16	W	2/22	@KC-OMAHA	8,322	104-119	25-39	L
12/1	DETROIT	6,496	109-121	7-17	L	2/23	@DETROIT	7,926	107-119	25-40	L
12/4	@LA LAKERS	11,746	103-120	7-18	L	2/24	@CLEVELAND	3,288	97-101	25-41	L
12/5	GOLDEN STATE	5,553	103-97	8-18	W	2/26	@GOLDEN STATE	3,234	100-120	25-42	L
12/7	CAPITAL	6,089	114-92	9-18	W	2/27	CHICAGO	5,105	95-107	25-43	L
12/9	@CLEVELAND	3,042	117-106	10-18	W	3/1	@HOUSTON	2,547	111-117	25-44	L
12/11	@NEW YORK	18,366	97-105	10-19	L	3/3	KC-OMAHA	4,780	113-100	26-44	W
12/13	PORTLAND	5,494	108-119	10-20	L	3/5	CHICAGO	6,156	91-111	26-45	L
12/15	BOSTON	7,362	121-120	11-20	W	3/7	BOSTON	6,242	97-99	26-46	L
12/16	@SEATTLE	9,778	113-109	12-20	W	3/9	CLEVELAND	6,153	109-100	27-46	W
12/18	@PORTLAND	5,982	117-133	12-21	L	3/11	@MILWAUKEE	9,027	92-105	27-47	L
12/19	PHILADELPHIA	5,246	98-101	12-22	L	3/12	@BUFFALO	14,244	94-124	27-48	L
12/22	MILWAUKEE	8,013	121-112	13-22	W	3/13	@BOSTON	6,751	97-104	27-49	L
12/25	LA LAKERS	9,253	135-100	14-22	W	3/15	PHIL. @HERSHEY	4,473	101-108	27-50	L
12/27	SEATTLE	7,755	111-100	15-22	W	3/17	@SEATTLE	13,007	133-108	28-50	W
12/28	@LA LAKERS	13,685	107-119	15-23	L	3/20	NEW YORK	8,054	104-106*	28-51	L
12/29	BUFFALO	9,116	108-120	15-24	L	3/22	BUFFALO	8,687	126-119	29-51	W
1/2	@ATLANTA	9,232	116-113	16-24	W	3/24	GOLDEN STATE	7,011	134-121	30-51	W
1/4	@KC-OMAHA	4,837	97-122	16-25	L	3/27	@SEATTLE	12,528	123-127	30-52	L

*Overtime

73-74 Final Statistics

PLAYER	G	GS	MIN	3 PT			FTM-FTA	PCT	OR-DR	REB	AST	PF-DQ	STL	TO	BLK	PTS-AVG	
				FGM-FGA	PCT	FGM-FGA											
SCOTT	52	—	2003	538-1171	.459	—	—	246-315	.781	64-158	222	271	194-6	99	—	22	1322-25.4
VAN ARSDALE	78	—	2832	514-1028	.500	—	—	361-423	.853	66-155	221	324	241-2	96	—	17	1389-17.8
WALK	82	—	2549	573-1245	.460	—	—	235-297	.791	235-602	837	331	255-8	73	—	57	1381-16.8
ERICKSON	66	—	2033	393-824	.477	—	—	177-221	.801	94-320	414	205	193-3	63	—	20	963-14.6
HAWKINS	8	—	223	36-74	.486	—	—	18-27	.667	14-29	43	28	20-0	8	—	3	90-11.3
HASKINS	81	—	1822	364-792	.460	—	—	171-203	.842	78-144	222	259	166-1	81	—	16	899-11.1
BANTOM	76	—	1982	314-787	.399	—	—	141-213	.662	172-347	519	163	289-15	50	—	47	769-10.1
CALHOUN	77	—	2207	268-581	.461	—	—	98-129	.760	115-292	407	135	253-4	71	—	30	634-8.2
MELCHIONI	69	—	1251	202-439	.460	—	—	92-107	.860	46-96	142	142	85-1	41	—	9	496-7.2
CHRISTIAN	81	—	1244	140-288	.486	—	—	106-151	.702	85-254	339	98	191-3	19	—	32	386-4.8
GREEN	72	—	1103	129-317	.407	—	—	38-68	.559	85-265	350	43	150-1	32	—	38	296-4.1
B.CHAMBERLAIN	28	—	367	57-130	.438	—	—	39-56	.696	33-47	80	37	74-2	20	—	12	153-5.5
OWENS	17	—	101	21-39	.538	—	—	11-14	.786	1-8	9	15	6-0	5	—	0	53-3.1
REAVES	7	—	38	6-11	.545	—	—	4-11	.364	2-6	8	1	6-0	0	—	2	16-2.3
SUNS	82	—	19755	3555-7726	.460	—	—	1737-2235	.777	1090-2723	3813	2052	2123-46	658	—	305	8847-107.8
OPPONENTS	82	—	19755	3648-7809	.467	—	—	1843-2356	.782	1220-2773	3993	2180	2003-25	610	—	396	9139-111.5

Season Review 74-75

RECORD


32-50

The season was preceded by one of the largest transactions in Suns history with center **Neal Walk** and a second-round draft pick going to New Orleans in exchange for **Curtis Perry**, **Dennis Awtrey**, **Nate Hawthorne** and a first-round pick in 1976.

Also new to the team was rookie **John Shumate**, a 6-8 forward from Notre Dame who was the fourth pick in the 1974 NBA Draft. Unfortunately, Shumate had to sit out his rookie season so he could receive treatment for blood clots. Perry had his best season as a pro averaging 13 points and 12 rebounds, winning both the Suns' Most Outstanding and Most Popular Player awards.

Charlie Scott, who finished the season as the Suns' scoring leader (24.3), was the club's lone All-Star representative. On January 14, 1975, Phoenix became the "Professional Basketball Capital of the World." The 25th annual All-Star Game was the first one ever played in Phoenix. NBA Commissioner J. Walter Kennedy was presiding over his final NBA All-Star Game before retiring.

In late February, the Suns had a shot at the NBA Playoffs, but injuries to **Dick Van Arsdale** and **Keith Erickson** knocked them from contention. The Suns finished fourth in the Pacific Division with a 32-50 mark.



FRONT ROW: Jim Owens, Keith Erickson, Curtis Perry, Head Coach John MacLeod, Gary Melchionni, Charlie Scott, Greg Jackson.
BACK ROW: Assistant Coach Dennis Price, Nate Hawthorne, Fred Saunders, Dennis Awtrey, Earl Williams, Mike Bantom, Dick Van Arsdale, Trainer Joe Proski.

DATE	OPPONENT	ATTEND.	SCORE	REC.	W/L	DATE	OPPONENT	ATTEND.	SCORE	REC.	W/L
10/17	SEATTLE	7,215	114-97	1-0	W	1/19	@KC-OMAHA	13,155	109-97	18-24	W
10/19	KC-OMAHA	5,377	91-94	1-1	L	1/21	PHILADELPHIA	4,267	95-101	18-25	L
10/23	DETROIT	5,924	100-90	2-1	W	1/25	NEW ORLEANS	5,872	94-90*	19-25	W
10/25	@SEATTLE	12,191	97-106	2-2	L	1/28	@PORTLAND	10,291	107-115	19-26	L
10/27	@LA LAKERS	10,579	116-123	2-3	L	1/29	SEATTLE	4,273	85-99	19-27	L
10/30	@PHILADELPHIA	5,089	104-99	3-3	W	1/31	LA LAKERS	5,871	105-101	20-27	W
11/2	@WASHINGTON	9,160	94-108	3-4	L	2/4	WASHINGTON	4,263	90-89	21-27	W
11/3	@CLEVELAND	7,354	101-104	3-5	L	2/5	@SEATTLE	10,002	107-102	22-27	W
11/7	@ATLANTA	2,847	108-109	3-6	L	2/6	SEATTLE	5,865	112-105	23-27	W
11/8	@NEW ORLEANS	3,118	105-102	4-6	W	2/8	@GOLDEN STATE	8,961	96-105	23-28	L
11/9	@HOUSTON	2,553	101-96	5-6	W	2/12	BUFFALO	6,255	108-96	24-28	W
11/13	PHILADELPHIA	5,071	105-100	6-6	W	2/14	BOSTON	9,338	106-112	24-29	L
11/15	CHICAGO	7,071	95-102	6-7	L	2/15	ATLANTA	6,147	107-111	24-30	L
11/17	GOLDEN STATE	7,820	105-106	6-8	L	2/18	BUF. @TORONTO	8,163	109-124	24-31	L
11/19	@MILWAUKEE	9,187	108-122	6-9	L	2/19	@WASHINGTON	6,201	97-120	24-32	L
11/20	@DETROIT	3,807	114-106	7-9	W	2/21	@NEW ORLEANS	4,563	96-98	24-33	L
11/22	@BOSTON	13,756	94-95	7-10	L	2/23	MIL. @MADISON	8,832	106-97	25-33	W
11/23	@BUFFALO	12,743	104-117	7-11	L	2/25	@GOLDEN STATE	8,550	111-97	26-33	W
11/26	NEW ORLEANS	4,931	120-110	8-11	W	2/26	CLEVELAND	5,447	108-96	27-33	W
11/28	PORTLAND	6,461	85-88	8-12	L	2/28	GOLDEN STATE	9,511	102-96	28-33	W
11/30	HOUSTON	5,187	112-100	9-12	W	3/2	@HOUSTON	4,827	104-110	28-34	L
12/1	@LA LAKERS	10,157	105-111	9-13	L	3/4	@KC-OMAHA	4,027	99-103	28-35	L
12/3	ATLANTA	4,019	85-91	9-14	L	3/6	CHICAGO	7,683	88-85	29-35	W
12/5	GOLDEN STATE	6,053	108-106	10-14	W	3/7	@PORTLAND	10,080	98-120	29-36	L
12/7	LA LAKERS	5,603	92-88	11-14	W	3/8	HOUSTON	5,272	107-112	29-37	L
12/8	@LA LAKERS	11,124	102-107	11-15	L	3/11	@NEW YORK	17,443	98-103	29-38	L
12/11	PORTLAND	4,768	104-100	12-15	W	3/12	BOS. @HARTFORD	11,283	82-88	29-39	L
12/13	CLEVELAND	5,756	85-84	13-15	W	3/14	@PHILADELPHIA	7,127	97-108	29-40	L
12/19	MILWAUKEE	7,369	108-112	13-16	L	3/16	@ATLANTA	2,786	114-117	29-41	L
12/21	LA LAKERS	5,437	114-104	14-16	W	3/18	@GOLDEN STATE	6,795	103-133	29-42	L
12/23	@GOLDEN STATE	5,240	94-111	14-17	L	3/19	NEW YORK	5,492	96-101	29-43	L
12/25	BOSTON	8,276	110-96	15-17	W	3/21	PORTLAND	4,786	108-112	29-44	L
12/27	BUFFALO	9,205	92-108	15-18	L	3/22	@PORTLAND	11,142	92-94	29-45	L
1/2	@NEW YORK	18,570	113-117	15-19	L	3/23	@SEATTLE	14,082	102-96	30-45	W
1/3	@CHICAGO	6,047	99-126	15-20	L	3/25	MILWAUKEE	7,232	92-87	31-45	W
1/5	@CLEVELAND	6,138	86-97	15-21	L	3/27	DETROIT	5,629	79-91	31-46	L
1/8	WASHINGTON	6,770	95-102	15-22	L	3/29	KC-OMAHA	6,450	100-104	31-47	L
1/10	PORTLAND	5,068	110-113	15-23	L	3/30	@LA LAKERS	8,546	90-104	31-48	L
1/11	NEW YORK	7,592	113-107	16-23	W	4/2	LA LAKERS	5,610	108-106	32-48	W
25th All-Star Game @ Veterans Memorial Coliseum (Jan. 14)											
1/17	@CHICAGO	7,174	115-105	17-23	W	4/4	GOLDEN STATE	6,867	99-128	32-49	L
1/18	@DETROIT	6,053	77-86	17-24	L	4/6	@SEATTLE	14,082	111-114	32-50	L

*Overtime

74-75 Final Statistics

PLAYER	G	GS	MIN	FGM-FGA	PCT	3PT FGM-FGA	PCT	FTM-FTA	PCT	OR-DR	REB	AST	PF-DQ	STL	TO	BLK	PTS-AVG
SCOTT	69	60	2592	703-1594	.441	—	—	274-351	.781	72-201	273	311	296-11	111	—	24	1680-24.3
VAN ARSDALE	70	50	2419	421-895	.470	—	—	282-339	.832	52-137	189	195	177-2	81	—	11	1124-16.1
PERRY	79	78	2688	437-917	.477	—	—	184-256	.719	347-593	940	186	288-10	108	—	78	1058-13.4
BANTOM	82	50	2239	418-907	.461	—	—	185-259	.714	211-342	553	159	273-8	62	—	47	1021-12.5
ERICKSON	49	23	1469	237-557	.425	—	—	130-156	.833	70-173	243	170	150-3	50	—	12	604-12.3
AWTREY	82	72	2837	339-722	.470	—	—	132-195	.677	242-462	704	342	227-2	60	—	52	810-9.9
MELCHIONI	68	29	1529	232-539	.430	—	—	114-141	.809	45-142	187	156	116-1	48	—	12	578-8.5
SAUNDERS	69	13	1059	176-406	.433	—	—	66-95	.695	82-171	253	80	151-3	41	—	15	418-6.1
HAWTHORNE	50	2	618	118-287	.411	—	—	61-94	.649	34-58	92	39	94-0	30	—	21	297-5.9
WILLIAMS	79	10	1040	163-394	.414	—	—	45-103	.437	156-300	456	95	146-0	28	—	32	371-4.7
JACKSON(PHX)	44	18	775	69-166	.416	—	—	36-62	.581	17-50	67	93	125-5	23	—	9	174-4.0
OWENS	41	5	432	56-145	.386	—	—	12-16	.750	7-36	43	49	27-0	16	—	2	124-3.0
CALHOUN	13	0	108	12-32	.375	—	—	14-15	.933	14-19	33	4	20-0	6	—	2	38-2.9
SUNS	82		19705	3381-7561	.447	—	—	1535-2082	.737	1349-2684	4033	1879	2090-45	664	—	317	8297-101.2
OPPONENTS	82		19705	3356-7323	.458	—	—	1780-2350	.757	1112-2564	3676	2062	1992-20	870	—	412	8492-103.6

Season Review 75-76

RECORD

42-40


The Suns opened what proved to be one of their most exciting seasons by winning 14 of their first 23 games. The 14-9 start was the best in franchise history. A string of injuries and a puzzling midseason slump had the Suns winning only four of their next 22, but after the All-Star break the Suns caught fire going 24-13 and storming into the playoffs against the Seattle SuperSonics. The team clinched its first playoff berth in six years by defeating the L.A. Lakers, 113-98, at Veterans Memorial Coliseum on April 8, 1976.

There were several reasons for the Suns turnaround: a **Charlie Scott** for **Paul Westphal** trade in the offseason, the drafting of **Alvan Adams** and **Ricky Sobers**, the acquisition of **Al Bianchi** as assistant coach, and the midseason trade that sent **John Shumate** to Buffalo and brought **Garfield Heard** to Phoenix.

Phoenix eliminated Seattle 4-2, then went on to upset the World Champion Golden State Warriors and Rick Barry, 4-3, to gain a berth in the NBA Finals against the fabled Boston Celtics, led by Dave Cowens and John Havlicek. The Suns lost the first two games in Boston, but came back to knot the series with a pair of victories in Phoenix.

Game 5 will no doubt go down in basketball history as one of the most exciting games ever played: A triple-overtime contest that eluded the Suns by a few precious seconds and cost them the World Championship. Boston won the series 4-2.

Alvan Adams was named the NBA Rookie of the Year and became only the 10th first-year player to be named to the midseason All-Star Game. General Manager **Jerry Colangelo** was named NBA Executive of the Year by *The Sporting News*.



FRONT ROW: Ricky Sobers, Phil Lumpkin, John Wetzel, Head Coach John MacLeod, Dick Van Arsdale, Paul Westphal, Pat Riley.
BACK ROW: Assistant Coach Al Bianchi, Gar Heard, Curtis Perry, Dennis Awtrey, Alvan Adams, Keith Erickson, Nate Hawthorne, Trainer Joe Proski.

DATE	OPPONENT	ATTEND.	SCORE	REC.	W/L	DATE	OPPONENT	ATTEND.	SCORE	REC.	W/L
10/25	@PORTLAND	11,274	89-88	1-0	W	1/23	HOUSTON	6,341	124-115	18-24	W
10/26	@SEATTLE	13,288	99-113	1-1	L	1/24	WASHINGTON	7,263	84-100	18-25	L
11/1	@KANSAS CITY	6,632	100-106	1-2	L	1/28	@LA LAKERS	11,735	118-121	18-26	L
11/4	@CHICAGO	5,216	96-80	2-2	W	1/29	MILWAUKEE	7,125	96-105	18-27	L
11/7	@PHILADELPHIA	9,549	99-103	2-3	L	1/31	PHILADELPHIA	8,314	119-105	19-27	W
11/8	@BUFFALO	10,253	105-110	2-4	L	2/6	GOLDEN STATE	7,187	118-111	20-27	W
11/11	NEW YORK	8,576	112-81	3-4	W	2/8	@SEATTLE	13,036	107-101	21-27	W
11/13	SEATTLE	5,016	106-103	4-4	W	2/11	DETROIT	5,718	123-94	22-27	W
11/14	@LA LAKERS	11,458	107-114	4-5	L	2/13	BOSTON	8,130	108-109	22-28	L
11/19	MILWAUKEE	5,582	94-96	4-6	L	2/14	NEW ORLEANS	6,539	112-93	23-28	W
11/21	HOUSTON	6,230	107-92	5-6	W	2/17	@CHICAGO	4,313	111-114	23-29	L
11/26	BUFFALO	8,157	107-106	6-6	W	2/18	@DETROIT	3,045	94-105	23-30	L
11/28	PORTLAND	7,769	110-101	7-6	W	2/20	@NEW ORLEANS	10,519	103-102	24-30	W
11/29	@GOLDEN STATE	12,787	100-112	7-7	L	2/21	@HOUSTON	6,043	110-108	25-30	W
12/2	GOLDEN STATE	5,179	115-98	8-7	W	2/24	KANSAS CITY	6,416	117-120	25-31	L
12/5	WASHINGTON	8,065	87-92	8-8	L	2/26	ATLANTA	5,820	115-97	26-31	W
12/7	CHICAGO	4,383	114-97	9-8	W	2/28	@WASHINGTON	9,245	89-92	26-32	L
12/9	@NEW ORLEANS	7,619	104-89	10-8	W	2/29	@DETROIT	6,143	109-98	27-32	W
12/10	@HOUSTON	5,358	105-91	11-8	W	3/3	CLEVELAND	4,523	108-92	28-32	W
12/11	PHILADELPHIA	6,310	106-110	11-9	L	3/5	CHICAGO	5,245	99-97	29-32	W
12/13	LA LAKERS	7,842	116-108	12-9	W	3/6	@PORTLAND	9,142	99-118	29-33	L
12/14	@PORTLAND	10,544	105-96	13-9	W	3/7	PORTLAND	5,039	106-84	30-33	W
12/17	MILWAUKEE	5,689	116-111	14-9	W	3/10	@PHILADELPHIA	10,061	108-125	30-34	L
12/19	CLEVELAND	6,809	124-128	14-10	L	3/11	@ATLANTA	4,134	104-99	31-34	W
12/21	NEW ORLEANS	6,853	107-120	14-11	L	3/13	@CLEVELAND	17,592	77-99	31-35	L
12/25	KANSAS CITY	11,114	122-111	15-11	W	3/14	@MILWAUKEE	10,938	108-106	32-35	W
12/26	BOSTON	11,842	106-112	15-12	L	3/16	@CHICAGO	3,392	87-120	32-36	L
12/28	@MILWAUKEE	10,838	85-88	15-13	L	3/18	DETROIT	5,687	106-100	33-36	W
12/30	@NEW YORK	16,064	88-114	15-14	L	3/20	LA LAKERS	9,123	106-93	34-36	W
1/1	@WASHINGTON	4,919	103-114	15-15	L	3/23	SEATTLE	7,589	104-97	35-36	W
1/3	@ATLANTA	5,803	100-89	16-15	W	3/25	ATLANTA	6,257	107-98	36-36	W
1/4	@KANSAS CITY	5,040	86-98	16-16	L	3/27	KANSAS CITY	9,386	117-100	37-36	W
1/7	GOLDEN STATE	6,696	110-114	16-17	L	3/28	@LA LAKERS	11,732	100-97	38-36	W
1/8	@GOLDEN STATE	9,807	113-129	16-18	L	3/30	@NEW YORK	13,494	113-97	39-36	W
1/9	SEATTLE	5,774	110-112	16-19	L	3/31	@BOSTON	8,200	102-122	39-37	L
1/11	NEW YORK	6,429	98-99	16-20	L	4/2	PORTLAND	10,424	106-103	40-37	W
1/15	BUFFALO	6,138	119-126	16-21	L	4/3	@PORTLAND	9,010	97-112	40-38	L
1/17	@CLEVELAND	8,082	85-105	16-22	L	4/4	@SEATTLE	14,096	89-117	40-39	L
1/18	@DETROIT	3,054	122-118	17-22	W	4/6	@GOLDEN STATE	11,809	106-111	40-40	L
1/20	@BUFFALO	8,478	103-112	17-23	L	4/8	LA LAKERS	13,036	113-98	41-40	W
1/21	@BOSTON	11,562	100-114	17-24	L	4/10	SEATTLE	9,577	121-95	42-40	W

*Overtime

75-76 Final Statistics

PLAYER	G	GS	MIN	3 PT			FTM-FTA	PCT	OR-DR	REB	AST	PF-DQ	STL	TO	BLK	PTS-AVG
				FGM-FGA	PCT	FGM-FGA										
WESTPHAL	82	79	2960	657-1329	.494	—	365-440	.830	74-185	259	440	218-3	210	—	38	1679-20.5
ADAMS	80	79	2656	629-1341	.469	—	261-355	.735	215-512	727	450	274-6	121	—	116	1519-19.0
PERRY	71	71	2353	386-776	.497	—	175-239	.732	197-487	684	182	269-5	84	—	66	947-13.3
VAN ARSDALE	58	54	1870	276-570	.484	—	195-235	.830	39-98	137	140	113-2	52	—	11	747-12.9
SHUMATE	43	11	930	186-338	.550	—	115-183	.628	61-179	240	62	76-1	44	—	16	487-11.3
HEARD(TOT)	86		2747	392-901	.435	—	158-248	.637	247-622	869	190	303-2	117	—	96	942-11.0
HEARD(PHX)	36	36	1220	185-409	.452	—	76-113	.673	109-249	358	64	120-2	51	—	41	446-12.4
ERICKSON	74	40	1850	305-649	.470	—	134-157	.854	106-226	332	185	196-4	79	—	6	744-10.1
SOBERS	78	29	1898	280-623	.449	—	158-192	.823	80-179	259	215	253-6	106	—	7	718-9.2
HAWTHORNE	79	1	1144	182-423	.430	—	115-170	.676	86-123	209	46	147-0	33	—	15	479-6.1
AWTREY	74	3	1376	142-304	.467	—	75-109	.688	93-200	293	159	153-1	21	—	22	359-4.9
RILEY(TOT)	62		813	117-301	.389	—	55-77	.714	16-34	50	57	112-0	22	—	6	289-4.7
RILEY(PHX)	60	6	790	112-288	.389	—	54-74	.730	15-32	47	57	107-0	21	—	5	278-4.6
SAUNDERS	17	0	146	28-64	.438	—	6-11	.545	11-26	37	13	23-0	5	—	1	62-3.6
BANTON	7	1	68	8-26	.308	—	5-5	1.00	7-16	23	3	13-1	2	—	2	21-3.0
LUMPKIN	34	0	370	22-65	.338	—	26-30	.867	7-16	23	48	26-0	15	—	0	70-2.1
WETZEL	37	0	249	22-46	.478	—	20-24	.833	8-30	38	19	30-0	9	—	3	64-1.7
SUNS	82		19680	3420-7251	.472	—	1780-2337	.762	1108-2558	3666	2083	2018-31	853	—	349	8620-105.1
OPPONENTS	82		19680	3444-7357	.468	—	1682-2265	.743	1143-2513	3656	1979	2163-41	912	—	336	8570-104.5

Season Review 76-77

RECORD

34-48

It could have been and should have been the best of times. With the addition of first-round draft pick **Ron Lee**, and **Tom** and **Dick Van Arsdale** playing together for the first time as pros, the Suns seemed certain to make another strong playoff run. Indeed, the Suns entered the year with the highest of expectations, but had to watch helplessly as injuries eventually claimed the entire starting frontline.

Gar Heard and **Curtis Perry** each missed nearly half the season and **Alvan Adams**, who was injured in the fourth game of the season, did not regain top form until February. The Suns had all players healthy and available for duty for only six games the entire season and finished 34-48, fifth in the Pacific Division.

Paul Westphal led the club in scoring (21.3) for the second-straight season and was named to the All-NBA First Team for the first time in his career. Lee was named to the All-Rookie Team and the Suns set a new home attendance mark, averaging more than 10,000 fans per game.

Westphal was voted to the starting unit of the West squad at the All-Star Game in Milwaukee, scored 20 points and nearly captured the game's MVP award. As a team, the Suns set a new assist record (2,100) breaking the record they set in 1975-76. At the conclusion of the season, both Van Arsdales retired from the NBA.

On November 19, 1976, future Hall of Famer **Connie Hawkins** became the first Suns player to have his uniform number retired (42).



FRONT ROW: Dale Schleuter, Dennis Awtrey, Gar Heard, Ronnie Lee, Butch Feher, Alvan Adams, Paul Westphal.

BACK ROW: Head Coach John MacLeod, Ricky Sobers, Dick Van Arsdale, Keith Erickson, Ira Terrell, Tom Van Arsdale, Assistant Coach Al Bianchi, Trainer Joe Proski.

DATE	OPPONENT	ATTEND.	SCORE	REC.	W/L	DATE	OPPONENT	ATTEND.	SCORE	REC.	W/L
10/22	@NEW ORLEANS	12,234	98-111	0-1	L	1/21	INDIANA	10,957	125-96	19-23	W
10/23	@HOUSTON	6,385	126-129	0-2	L	1/23	SEATTLE	13,274	98-88	20-23	W
10/27	@SAN ANTONIO	8,919	106-115	0-3	L	1/25	SAN ANTONIO	10,814	108-116	20-24	L
10/29	@CHICAGO	9,318	95-82	1-3	W	1/27	PHILADELPHIA	13,274	111-94	21-24	W
10/30	@DENVER	17,608	107-113	1-4	L	1/29	NEW ORLEANS	13,274	118-102	22-24	W
11/5	@SEATTLE	11,902	84-88	1-5	L	1/30	@PORTLAND	12,311	91-97	22-25	L
11/11	INDIANA	10,152	108-98	2-5	W	2/2	MILWAUKEE	7,364	130-113	23-25	W
11/13	CLEVELAND	8,671	90-103	2-6	L	2/4	GOLDEN STATE	12,849	106-109	23-26	L
11/17	MILWAUKEE	7,017	103-95	3-6	W	2/6	DENVER	11,826	115-104	24-26	W
11/18	@GOLDEN STATE	9,965	111-131	3-7	L	2/8	ATLANTA	7,495	117-104	25-26	W
11/19	NY NETS	8,506	88-90	3-8	L	2/10	WASHINGTON	11,352	103-109	25-27	L
11/21	CHICAGO	7,589	101-96	4-8	W	2/15	@KANSAS CITY	7,313	96-102	25-28	L
11/25	WASHINGTON	8,614	104-98	5-8	W	2/16	@INDIANA	9,553	93-111	25-29	L
11/27	SEATTLE	10,553	119-107	6-8	W	2/18	@PHILADELPHIA	16,660	102-96	26-29	W
11/30	@INDIANA	8,581	97-103	6-9	L	2/19	@CLEVELAND	17,882	88-92	26-30	L
12/1	@NY NETS	5,103	106-96	7-9	W	2/20	@DETROIT	7,233	107-109	26-31	L
12/3	PORTLAND	11,339	99-113	7-10	L	2/22	@BUFFALO	6,143	114-115	26-32	L
12/5	SAN ANTONIO	8,235	103-98	8-10	W	2/24	HOUSTON	9,835	106-109	26-33	L
12/8	HOUSTON	8,117	116-95	9-10	W	2/26	BOSTON	12,353	104-108	26-34	L
12/10	@BOSTON	12,878	107-103	10-10	W	3/2	CHICAGO	8,823	104-108*	26-35	L
12/11	@NY KNICKS	15,263	96-112	10-11	L	3/4	GOLDEN STATE	8,750	87-101	26-36	L
12/12	@ATLANTA	2,507	106-91	11-11	W	3/6	@WASHINGTON	14,189	110-118	26-37	L
12/14	@BUFFALO	7,132	99-108	11-12	L	3/8	@SAN ANTONIO	10,011	115-122	26-38	L
12/15	@PHILADELPHIA	11,363	87-97	11-13	L	3/9	@HOUSTON	6,421	100-105	26-39	L
12/17	@LA LAKERS	9,816	105-118	11-14	L	3/11	@NY NETS	6,730	73-82	26-40	L
12/18	KANSAS CITY	9,482	89-90	11-15	L	3/13	@BOSTON	14,859	107-124	26-41	L
12/23	BUFFALO	10,834	107-92	12-15	W	3/16	NY KNICKS	9,177	124-91	27-41	W
12/25	LA LAKERS	13,274	113-96	13-15	W	3/18	NEW ORLEANS	10,285	100-104	27-42	L
12/28	@DENVER	17,595	102-110	13-16	L	3/20	PORTLAND	7,174	126-106	28-42	W
12/29	BOSTON	13,274	97-87	14-16	W	3/24	BUFFALO	8,410	102-107	28-43	L
1/2	K.C. @OMAHA	4,226	88-89	14-17	L	3/25	@LA LAKERS	13,507	93-118	28-44	L
1/4	@MILWAUKEE	8,871	111-139	14-18	L	3/26	LA LAKERS	8,150	102-109	28-45	L
1/5	@DETROIT	6,249	115-118	14-19	L	3/27	@SEATTLE	14,096	121-100	29-45	W
1/7	@WASHINGTON	6,072	89-99	14-20	L	3/29	@MILWAUKEE	8,945	122-110	30-45	W
1/8	@NY KNICKS	18,589	95-102	14-21	L	3/30	@NEW ORLEANS	6,237	100-112	30-46	L
1/10	@ATLANTA	2,408	93-92	15-21	W	4/1	DETROIT	8,506	133-116	31-46	W
1/11	@CHICAGO	6,446	90-93	15-22	L	4/3	DENVER	7,501	109-124	31-47	L
1/13	DETROIT	13,274	131-101	16-22	W	4/5	ATLANTA	7,668	108-102	32-47	W
1/15	CLEVELAND	13,274	94-79	17-22	W	4/7	KANSAS CITY	8,462	121-110	33-47	W
1/19	NY KNICKS	13,035	97-90	18-22	W	4/8	@PORTLAND	12,536	111-122	33-48	L
1/20	@GOLDEN STATE	10,886	103-107	18-23	L	4/10	NY NETS	8,476	128-104	34-48	W

*Overtime

76-77 Final Statistics

PLAYER	G	GS	MIN	3PT			FTM-FTA	PCT	OR-DR	REB	AST	PF-DQ	STL	TO	BLK	PTS-AVG
				FGM-FGA	PCT	FGM-FGA										
WESTPHAL	81	79	2600	682-1317	.518	— — —	362-439	.825	57-133	190	459	171-1	134	—	21	1726-21.3
ADAMS	72	67	2275	522-1102	.474	— — —	252-334	.754	180-472	652	322	260-4	95	—	87	1296-18.0
SOBERS	79	48	2007	414-834	.496	— — —	243-289	.841	82-152	234	238	258-3	93	—	14	1071-13.6
PERRY	44	42	1390	179-414	.432	— — —	112-142	.789	149-246	395	79	163-3	49	—	28	470-10.7
LEE	82	34	1845	347-786	.441	— — —	142-210	.676	99-200	299	263	276-10	156	—	33	836-10.2
HEARD	46	35	1362	173-457	.379	— — —	100-138	.725	120-320	440	89	139-2	55	—	55	446-9.7
TERRELL	78	36	1747	277-545	.508	— — —	111-176	.631	99-288	387	103	165-0	41	—	47	665-8.5
DVAN ARSDALE	78	3	1537	227-498	.456	— — —	145-166	.873	31-86	117	120	94-0	35	—	5	599-7.7
ERICKSON	50	3	950	142-294	.483	— — —	37-50	.740	36-108	144	104	122-0	30	—	7	321-6.4
TVAN ARSDALE	77	28	1425	171-395	.433	— — —	102-145	.703	47-137	184	67	163-0	20	—	3	444-5.8
AWTREY	72	26	1757	160-373	.429	— — —	91-126	.722	111-245	356	182	170-1	23	—	31	411-5.7
FEHER	48	9	485	86-162	.531	— — —	76-99	.768	18-56	74	36	46-0	11	—	7	248-5.2
SCHLEUTER	39	0	335	26-72	.361	— — —	18-31	.581	30-50	80	38	62-0	8	—	8	70-1.8
SUNS	82	19	3705	3406-7249	.470	— — —	1791-2345	.764	1059-2493	3552	2100	2089-24	750	—	346	8603-104.9
OPPONENTS	82	19705	3320-7192	.462	— — —	— — —	1903-2525	.754	1180-2594	3774	1856	2325-39	897	—	440	8543-104.2

Season Review 77-78

RECORD

49-33

The Suns announced a blockbuster trade just before the opening of the season: **Ricky Sobers** to Indiana for **Don Buse**, an All-Star and the NBA leader in both assists and steals. With Buse and rookie **Walter Davis** in the starting lineup, the Suns bolted from the gate and were 19-11 by Christmas and 34-16 by the February All-Star break. They finished with a 49-33 record, fourth best in the league, but were second in the Pacific Division behind the formidable Portland Trail Blazers, led by Bill Walton.

It was a record year for the Suns in many ways. A franchise record was set for attendance (11,464 per game). On the court, the Suns set NBA records for team steals in a season (1,059) as well as tying the league mark for assists (2,338). Davis and **Paul Westphal** were among the league's top 10 scorers, both averaging better than 24 points per game; both were named All-NBA Second Team and both participated for the West at the All-Star Game in Atlanta.

At the All-Star break, the Suns lost **Curtis Perry** with back problems and went the rest of the season with five rookies on the roster, more than any other NBA club. In the opening round of the playoffs the Suns were upset in two-straight games by the Milwaukee Bucks.

Davis went on to become the league's Rookie of the Year, the second such distinction for a Suns' player since **Alvan Adams** won the award following 1975-76 season. Buse was named to the NBA All-Defensive Team while **Ron Lee** led the league with 2.7 steals per game.



FRONT ROW: Head Coach John MacLeod, Paul Westphal, Don Buse, Trainer Joe Proski (kneeling), Greg Griffin, Walter Davis, Mike Bratz, Assistant Coach Al Bianchi.

BACK ROW: Ronnie Lee, Curtis Perry, Alvan Adams, Dennis Awtrey, Bayard Forrest, Alvin Scott, Ira Terrell, Garfield Heard.

DATE	OPPONENT	ATTEND.	SCORE	REC.	W/L	DATE	OPPONENT	ATTEND.	SCORE	REC.	W/L
10/18	GOLDEN STATE	9,128	100-83	1-0	W	1/19	NEW YORK	10,935	134-114	28-14	W
10/23	@LA LAKERS	10,481	104-101	2-0	W	1/20	@GOLDEN STATE	13,237	104-119	28-15	L
10/25	SEATTLE	10,917	93-86	3-0	W	1/22	WASHINGTON	12,660	114-101	29-15	W
10/28	@NEW ORLEANS	10,342	107-114	3-1	L	1/25	HOUSTON	9,277	118-96	30-15	W
10/29	@ HOUSTON	8,557	112-125	3-2	L	1/27	PHILADELPHIA	12,660	110-101	31-15	W
10/31	SAN ANTONIO	10,030	143-145	3-3	L	1/29	NEW JERSEY	10,327	131-100	32-15	W
11/3	@SAN ANTONIO	8,394	110-89	4-3	W	1/31	K.C. @OMAHA	5,182	112-102	33-15	W
11/4	@WASHINGTON	8,742	96-113	4-4	L	2/1	@DETROIT	5,143	120-127	33-16	L
11/5	@CHICAGO	13,424	94-111	4-5	L	2/3	MILWAUKEE	12,660	115-105	34-16	W
11/10	NEW ORLEANS	10,297	127-111	5-5	W	2/9	ATLANTA	9,877	125-98	35-16	W
11/13	INDIANA	12,550	116-107	6-5	W	2/12	WASHINGTON	12,467	121-109	36-16	W
11/18	CHICAGO	12,543	103-101	7-5	W	2/14	@PORTLAND	12,666	100-113	36-17	L
11/20	SAN ANTONIO	9,677	134-112	8-5	W	2/16	BOSTON	12,660	95-98	36-18	L
11/22	LA LAKERS	10,130	118-107	9-5	W	2/17	@GOLDEN STATE	13,185	92-111	36-19	L
11/24	@CLEVELAND	15,445	82-97	9-6	L	2/18	INDIANA	12,660	114-101	37-19	W
11/25	@INDIANA	15,448	118-110	10-6	W	2/21	@BUFFALO	4,409	114-111	38-19	W
11/27	DENVER	10,658	115-97	11-6	W	2/22	ATL. @CHARLOTTE	5,843	95-107	38-20	L
11/29	@PORTLAND	12,666	96-108	11-7	L	2/24	@WASHINGTON	12,432	120-121*	38-21	L
12/2	PORTLAND	12,660	103-106	11-8	L	2/25	@NEW YORK	17,197	115-122	38-22	L
12/4	ATLANTA	9,577	89-96	11-9	L	2/28	@CHICAGO	14,713	115-126	38-23	L
12/6	@KANSAS CITY	5,976	103-92	12-9	W	3/1	DETROIT	10,161	102-115	38-24	L
12/7	@DETROIT	3,588	113-107*	13-9	W	3/3	MILWAUKEE	11,139	132-126	39-24	W
12/10	HOUSTON	8,761	110-93	14-9	W	3/5	PHILADELPHIA	12,145	92-104	39-25	L
12/14	BUFFALO	10,597	113-103	15-9	W	3/7	@DENVER	17,428	126-112	40-25	W
12/16	@NEW ORLEANS	8,172	126-113	16-9	W	3/9	CHICAGO	11,748	112-103	41-25	W
12/17	@HOUSTON	8,134	101-97	17-9	W	3/11	LA LAKERS	12,660	120-114	42-25	W
12/18	@ATLANTA	8,062	129-134**	17-10	L	3/12	@LA LAKERS	17,505	112-128	42-26	L
12/20	NEW YORK	13,548	110-99	18-10	W	3/14	@MILWAUKEE	10,938	106-121	42-27	L
12/21	@PHILADELPHIA	14,671	119-125	18-11	L	3/15	@NEW JERSEY	4,260	98-117	42-28	L
12/23	BOSTON	12,660	129-110	19-11	W	3/17	@BOSTON	15,276	108-115	42-29	L
12/26	@DENVER	17,297	108-127	19-12	L	3/19	@CLEVELAND	15,622	123-112	43-29	W
12/27	SEATTLE	12,543	131-105	20-12	W	3/21	@INDIANA	10,633	115-119	43-30	L
12/29	KANSAS CITY	12,660	110-104	21-12	W	3/23	NEW YORK	12,660	120-108	44-30	W
12/30	@SEATTLE	14,098	110-121	21-13	L	3/25	BUFFALO	11,642	112-106	45-30	W
1/3	@MILWAUKEE	8,571	125-103	22-13	W	3/29	PORTLAND	12,660	127-94	46-30	W
1/4	@NEW JERSEY	4,067	83-115	22-14	L	3/31	KANSAS CITY	10,590	136-112	47-30	W
1/5	BOS. @HARTFORD	10,019	121-111	23-14	W	4/2	GOLDEN STATE	11,040	105-99	48-30	W
1/7	@BUFFALO	7,029	107-97	24-14	W	4/4	@SAN ANTONIO	9,112	119-125	48-31	L
1/11	NEW ORLEANS	12,660	142-99	25-14	W	4/6	DENVER	12,660	105-111	48-32	L
1/13	DETROIT	12,660	111-100	26-14	W	4/7	@SEATTLE	14,098	83-95	48-33	L
1/15	CLEVELAND	11,787	113-104	27-14	W	4/10	NEW JERSEY	12,226	120-109	49-33	W

*Overtime

77-78 Final Statistics

PLAYER	G	GS	MIN	3 PT			FTM-FTA	PCT	OR-DR	REB	AST	PF-QD	STL	TO	BLK	PTS-AVG
				FGM-FGA	PCT	FGM-FGA										
WESTPHAL	80	80	2480	809-1568	.516	— — —	396-487	.813	41-123	164	437	162-0	138	280	31	2014-25.2
DAVIS	81	81	2592	786-1494	.526	— — —	387-466	.830	158-326	484	273	242-2	113	283	20	1959-24.2
ADAMS	70	49	1911	434-895	.485	— — —	214-293	.730	158-407	565	225	242-8	86	234	63	1082-15.5
LEE	82	2	1927	417-950	.439	— — —	170-228	.746	95-159	254	305	257-3	225	221	17	1004-12.2
BUSE	82	82	2550	287-626	.458	— — —	112-136	.824	59-190	249	391	144-0	185	124	14	686-8.4
HEARD	80	73	2096	265-625	.424	— — —	90-147	.612	166-486	652	132	213-0	129	120	101	620-7.8
SCOTT	81	5	1539	180-369	.488	— — —	132-191	.691	135-222	357	88	158-0	52	85	40	492-6.1
PERRY	45	4	819	110-243	.453	— — —	51-65	.785	87-163	250	48	120-2	34	63	22	271-6.0
BRATZ	80	0	936	159-395	.403	— — —	56-68	.824	42-73	115	123	104-1	39	89	5	374-4.7
FORREST	64	0	890	111-238	.466	— — —	49-103	.476	84-166	250	129	105-0	23	84	34	271-4.2
GRIFFIN	36	0	421	61-169	.361	— — —	23-36	.639	44-59	103	24	56-0	16	39	0	145-4.0
AWTREY	81	34	1620	112-264	.424	— — —	69-109	.633	97-205	302	163	153-0	19	127	25	293-3.6
SUNS	82		19680	3731-7836	.476	— — —	1749-2329	.751	1166-2579	3745	2338	1956-161059	1766	372	9211	112.3
OPPONENTS	82		19680	3578-7622	.469	— — —	1749-2319	.754	1202-2743	3945	1988	2178-41	937	1969	372	8905-108.6

Season Review 78-79

RECORD

50-32

Phoenix opened the regular season with the same starting lineup that began the 1977-78 season: **Walter Davis** and **Gar Heard** at forward, **Alvan Adams** at center, with **Paul Westphal** and **Don Buse** at guard. The Suns won five of their first six games and were 24-14 by January 1. By the All-Star break, the Suns were 32-20. For the third-straight year, Westphal was an All-Star starter, and Davis made it for the second-straight year.

On January 12, 1979, the Suns obtained **Leonard "Truck" Robinson** from the New Orleans Jazz in exchange for **Ron Lee**, **Marty Byrnes**, first-round picks in 1979 and 1980 and undisclosed cash. With an emotional overtime win over Seattle at Phoenix on March 30, the Suns qualified for the playoffs for the second year in a row and the fourth time in their 11 NBA seasons.

The regular season ended in spectacular fashion with the Suns capturing a record 50th win in the season's 80th game.

Phoenix led the NBA in steals with 915 (11.2 per game). Westphal was named All-NBA First Team, Davis was named to the second team. Buse was again named to the All-Defensive First Team. In the playoffs, the Suns got by Portland (2-1) and thrashed Kansas City (4-1), but lost to eventual World Champion Seattle SuperSonics, 4-3, in a hard-fought Western Conference Finals series.



FRONT ROW: Head Coach John MacLeod, Paul Westphal, Ted McClain, Trainer Joe Proski (kneeling), Don Buse, Mike Bratz, Assistant Coach Al Bianchi.

BACK ROW: Leonard Robinson, Alvin Scott, Alvan Adams, Bayard Forrest, Walter Davis, Joel Kramer, Garfield Heard.

DATE	OPPONENT	ATTEND.	SCORE	REC.	W/L	DATE	OPPONENT	ATTEND.	SCORE	REC.	W/L
10/13	SAN DIEGO	11,217	128-114	1-0	W	1/7	@NEW JERSEY	3,439	112-117	26-16	L
10/15	GOLDEN STATE	9,750	129-110	2-0	W	1/11	SEATTLE	12,660	106-109	26-17	L
10/17	SAN ANTONIO	8,755	107-110	2-1	L	1/13	INDIANA	12,660	99-102	26-18	L
10/18	@GOLDEN STATE	7,139	122-112	3-1	W	1/17	@MILWAUKEE	10,661	118-123	26-19	L
10/22	@PORTLAND	12,666	124-116	4-1	W	1/18	@DETROIT	5,839	97-87	27-19	W
10/24	MILWAUKEE	11,728	124-116	5-1	W	1/20	HOUSTON	12,660	116-97	28-19	W
10/25	@DENVER	14,448	104-108	5-2	L	1/24	PHILADELPHIA	12,660	101-94	29-19	W
10/27	@CHICAGO	7,807	115-110*	6-2	W	1/26	NEW YORK	11,813	108-107	30-19	W
10/28	@KANSAS CITY	9,534	102-112	6-3	L	1/28	NEW JERSEY	12,357	114-117	30-20	L
10/31	NEW YORK	11,197	120-108	7-3	W	1/31	MILWAUKEE	11,736	123-118	31-20	W
11/2	@NEW ORLEANS	6,943	106-99	8-3	W	2/2	SAN ANTONIO	12,660	133-108	32-20	W
11/4	@HOUSTON	9,163	103-110	8-4	L	2/6	@PORTLAND	12,666	93-110	32-21	L
11/8	CLEVELAND	9,311	118-96	9-4	W	2/9	ATLANTA	11,928	102-105	32-22	L
11/10	DENVER	10,277	132-150	9-5	L	2/11	CLEVELAND	10,972	136-101	33-22	W
11/12	NEW ORLEANS	9,158	128-122	10-5	W	2/15	WASHINGTON	12,660	119-108	34-22	W
11/15	@SAN ANTONIO	10,489	125-119	11-5	W	2/16	SEATTLE	23,003	104-119	34-23	L
11/17	@PHILADELPHIA	11,513	94-95	11-6	L	2/17	NEW ORLEANS	12,660	136-112	35-23	W
11/18	@DETROIT	10,789	119-105	12-6	W	2/20	@NEW YORK	10,921	117-107	36-23	W
11/21	@CLEVELAND	6,524	110-108	13-6	W	2/21	@NEW JERSEY	3,812	112-123	36-24	L
11/22	@INDIANA	9,432	115-110	14-6	W	2/23	@KANSAS CITY	10,768	112-121	36-25	L
11/24	HOUSTON	12,660	120-113	15-6	W	2/24	@ATLANTA	12,281	85-110	36-26	L
11/26	CHICAGO	10,921	125-109	16-6	W	2/28	INDIANA	10,735	103-102	37-26	W
11/28	@CHICAGO	7,826	112-124	16-7	L	3/2	DENVER	11,835	105-119	37-27	L
11/30	DETROIT	9,633	119-109	17-7	W	3/4	PHILADELPHIA	10,722	119-94	38-27	W
12/1	@LA LAKERS	10,529	122-130	17-8	L	3/8	CHICAGO	10,126	132-117	39-27	W
12/2	GOLDEN STATE	9,167	108-116	17-9	L	3/11	@INDIANA	14,173	111-112	39-28	L
12/6	ATLANTA	10,345	136-109	18-9	W	3/13	@CLEVELAND	7,690	124-120	40-28	W
12/8	@BOSTON	11,762	124-104	19-9	W	3/14	@BOSTON	10,308	126-117	41-28	W
12/9	@WASHINGTON	17,438	98-101	19-10	L	3/16	@SAN ANTONIO	14,864	128-122	42-28	W
12/12	@MILWAUKEE	10,938	114-120	19-11	L	3/17	@HOUSTON	12,557	122-134	42-29	L
12/16	LA LAKERS	11,327	119-100	20-11	W	3/18	@NEW ORLEANS	5,108	117-121	42-30	L
12/17	@SAN DIEGO	6,068	110-116	20-12	L	3/21	BOSTON	11,568	134-113	43-30	W
12/20	WASHINGTON	9,789	129-137	20-13	L	3/23	KANSAS CITY	12,660	126-107	44-30	W
12/22	KANSAS CITY	10,533	123-103	21-13	W	3/25	@GOLDEN STATE	10,651	111-95	45-30	W
12/26	@DENVER	16,325	106-102	22-13	W	3/28	LA LAKERS	11,805	112-106	46-30	W
12/28	PORTLAND	12,510	129-127*	23-13	W	3/30	SEATTLE	12,660	113-111*	47-30	W
12/29	@SEATTLE	20,565	92-119	23-14	L	4/1	DETROIT	10,550	116-105	48-30	W
12/30	BOSTON	12,660	112-109	24-14	W	4/4	PORTLAND	11,305	106-95	49-30	W
1/2	@NEW YORK	11,266	114-102	25-14	W	4/6	SAN DIEGO	12,660	118-117	50-30	W
1/5	@WASHINGTON	14,929	94-104	25-15	L	4/7	@SAN DIEGO	11,614	116-120	50-31	L
1/6	@PHILADELPHIA	16,109	143-139	26-15	W	4/8	@LA LAKERS	11,973	103-111	50-32	L

*Overtime

78-79 Final Statistics

PLAYER	G	GS	MIN	3 PT			FTM-FTA	PCT	OR-DR	REB	AST	PF-DQ	STL	TO	BLK	PTS-AVG
				FGM-FGA	PCT	FGM-FGA										
WESTPHAL	81	81	2641	801-1496	.535	— — —	339-405	.837	35-124	159	529	159-1	111	232	26	1941-24.0
DAVIS	79	78	2433	764-1362	.561	— — —	340-409	.831	111-262	373	339	250-5	147	293	26	1868-23.6
ADAMS	77	74	2364	569-1073	.530	— — —	231-289	.799	220-485	705	360	246-4	110	279	63	1369-17.8
ROBINSON(TOT)	69	63	2539	566-1152	.491	— — —	324-462	.701	195-607	802	113	206-2	46	233	75	1456-21.1
ROBINSON(PHX)	26	20	757	169-333	.508	— — —	79-123	.642	56-169	225	39	76-1	17	90	12	417-16.0
LEE	43	1	946	173-383	.452	— — —	74-104	.712	42-71	113	132	138-2	69	116	4	420-9.8
BRATZ	77	0	1294	242-533	.454	— — —	139-170	.818	55-86	141	179	151-0	64	135	7	623-8.1
BUSE	82	82	2542	285-576	.495	— — —	70-91	.769	44-173	217	356	149-0	156	96	18	640-7.8
BYRNES	43	0	735	109-223	.489	— — —	73-100	.730	49-48	97	61	69-0	15	79	2	291-6.8
SCOTT	81	28	1733	212-396	.535	— — —	120-168	.714	104-256	360	126	139-2	80	99	62	544-6.7
HEARD	63	37	1216	162-367	.441	— — —	71-103	.689	98-253	351	60	141-1	53	60	57	395-6.3
KRAMER	82	1	1402	181-370	.489	— — —	125-176	.710	134-203	337	92	224-2	45	98	23	487-5.9
MCCLAINE	36	0	464	62-132	.470	— — —	42-46	.913	25-44	69	60	51-0	19	54	0	166-4.6
FORREST	75	8	1245	118-272	.434	— — —	62-115	.539	110-205	315	167	151-1	29	107	37	298-4.0
SUNS	82		19680	3847-7516	.512	— — —	1765-2299	.768	1083-2379	3462	2500	1944-19	915	1760	337	9459-115.4
OPPONENTS	82		19680	3775-7626	.495	— — —	1606-2127	.755	1238-2424	3662	2091	2144-33	890	1841	402	9156-111.7

Season Review 79-80

RECORD

55-27

Phoenix opened the regular season on October 12 with a starting lineup of **Walter Davis** and **Truck Robinson** at forward, **Alvan Adams** at center and **Don Buse** and **Paul Westphal** at guard. The Suns were the only team in the NBA with five former All-Star participants as starters. By the All-Star break, Phoenix was 35-19.

On February 15, the Suns obtained center **Rich Kelley** from the New Jersey Nets in exchange for a second-round draft pick in 1983, a first-round pick in 1982 and cash. The Suns chased Seattle and the L.A. Lakers for the Pacific Division lead for virtually the entire 82-game schedule, moving into a tie for the lead in late November and early December. For the majority of the season, the Suns were locked in third place in the Pacific.

For the second season in a row Buse, Adams, Davis and Westphal all finished with over 300 assists, the only time in NBA history that four players on the same team had accomplished the feat. Davis and Westphal played in the NBA All-Star Game in Washington. Westphal and Davis were named to the All-NBA First Team and Second Teams, respectively. In the playoffs, the Suns defeated Kansas City, 2-1, then lost to the L.A. Lakers, 4-1.

In the winter of 1980, the **Phoenix Suns Gorilla** arrived on the scene in the form of an Eastern Onion singing telegram messenger. He was invited back, and has "hung" around ever since.



FRONT ROW: Assistant Coach John Wetzel, Don Buse, Paul Westphal, Trainer Joe Proski (kneeling), Head Coach John MacLeod, Johnny High, Mike Bratz, Assistant Coach Al Bianchi.

BACK ROW: Walter Davis, Alvin Scott, Leonard Robinson, Alvan Adams, Bayard Forrest, Jeff Cook, Joel Kramer, Gar Heard.

DATE	OPPONENT	ATTEND.	SCORE	REC.	W/L	DATE	OPPONENT	ATTEND.	SCORE	REC.	W/L
10/12	GOLDEN STATE	11,785	97-89	1-0	W	1/5	@HOUSTON	9,122	110-111	26-16	L
10/14	CHICAGO	10,039	112-102	2-0	W	1/9	GOLDEN STATE	11,706	113-100	27-16	W
10/16	SEATTLE	10,253	102-86	3-0	W	1/12	@GOLDEN STATE	9,547	96-107	27-17	L
10/19	@MILWAUKEE	10,938	94-95	3-1	L	1/13	UTAH	10,725	106-103	28-17	W
10/20	@CHICAGO	12,117	104-116	3-2	L	1/15	@DENVER	13,057	107-99	29-17	W
10/21	@KANSAS CITY	6,648	85-122	3-3	L	1/16	@UTAH	6,588	115-108	30-17	W
10/23	MILWAUKEE	10,538	108-114	3-4	L	1/17	ATLANTA	12,660	101-99	31-17	W
10/24	@GOLDEN STATE	6,296	110-108*	4-4	W	1/19	SAN DIEGO	12,660	137-123	32-17	W
10/26	@SEATTLE	18,514	92-86	5-4	W	1/23	NEW YORK	11,504	109-119	32-18	L
10/28	@PORTLAND	12,666	89-88	6-4	W	1/25	MILWAUKEE	12,660	110-96	33-18	W
10/30	SAN ANTONIO	11,489	142-109	7-4	W	1/27	PHILADELPHIA	12,660	125-118	34-18	W
11/2	@LA LAKERS	14,344	110-112	7-5	L	1/29	@SAN DIEGO	11,428	121-133	34-19	L
11/6	@UTAH	6,197	120-107	8-5	W	1/30	DENVER	11,069	122-114	35-19	W
11/7	SAN DIEGO	11,097	102-114	8-6	L	2/6	KANSAS CITY	12,310	97-95	36-19	W
11/9	CLEVELAND	10,911	110-106	9-6	W	2/8	@CHICAGO	10,403	113-109	37-19	W
11/11	DENVER	11,118	116-91	10-6	W	2/10	MILWAUKEE	10,938	107-109	37-20	L
11/14	INDIANA	9,762	104-100	11-6	W	2/13	BOSTON	12,660	135-134	38-20	W
11/16	PORTLAND	11,464	98-97	12-6	W	2/15	WASHINGTON	12,660	116-104	39-20	W
11/18	GOLDEN STATE	10,409	95-99	12-7	L	2/17	NEW JERSEY	12,466	128-98	40-20	W
11/20	@SAN DIEGO	6,992	110-117	12-8	L	2/19	@CLEVELAND	5,739	109-128	40-21	L
11/21	KANSAS CITY	10,704	128-120	13-8	W	2/21	@DETROIT	5,317	125-116	41-21	W
11/23	LA LAKERS	12,660	126-112	14-8	W	2/22	@ATLANTA	13,150	110-111	41-22	L
11/24	@DENVER	13,664	115-101	15-8	W	2/24	@INDIANA	9,174	113-105	42-22	W
11/25	@PORTLAND	12,666	87-86	16-8	W	2/26	@DENVER	11,149	112-121	42-23	L
11/28	@SEATTLE	28,248	116-127	16-9	L	2/27	MILWAUKEE	11,683	110-119*	42-24	L
12/1	CHICAGO	12,660	99-86	17-9	W	2/28	@UTAH	6,903	111-101	43-24	W
12/4	@NEW YORK	11,042	114-118	17-10	L	3/2	LA LAKERS	12,660	123-115	44-24	W
12/5	@NEW JERSEY	5,162	100-115	17-11	L	3/5	SEATTLE	12,660	127-111	45-24	W
12/7	@BOSTON	15,320	92-100	17-12	L	3/7	UTAH	12,245	110-94	46-24	W
12/8	@PHILADELPHIA	12,051	96-117	17-13	L	3/9	CHICAGO	11,210	113-103*	47-24	W
12/11	@WASHINGTON	8,216	123-99	18-13	W	3/12	@GOLDEN STATE	6,936	122-113	48-24	W
12/13	HOUSTON	11,841	121-113	19-13	W	3/15	@SAN DIEGO	10,635	109-120	48-25	L
12/15	DETROIT	11,844	126-105	20-13	W	3/16	@LA LAKERS	16,587	106-128	48-26	L
12/19	UTAH	10,501	117-99	21-13	W	3/18	@KANSAS CITY	11,448	112-109	49-26	W
12/21	@CHICAGO	5,706	127-117	22-13	W	3/19	LA LAKERS	12,660	112-108	50-26	W
12/22	@KANSAS CITY	8,868	115-111	23-13	W	3/21	@PORTLAND	12,666	111-100	51-26	W
12/23	@MILWAUKEE	10,938	106-103	24-13	W	3/23	DENVER	11,705	118-102	52-26	W
12/26	PORTLAND	12,660	119-99	25-13	W	3/25	@SEATTLE	34,152	95-104	52-27	L
12/28	KANSAS CITY	12,660	118-112	26-13	W	3/26	SEATTLE	12,660	109-99	53-27	W
12/30	@LA LAKERS	15,544	105-113	26-14	L	3/28	PORTLAND	12,224	114-100	54-27	W
1/2	@SAN ANTONIO	8,276	109-118	26-15	L	3/30	SAN DIEGO	10,807	122-104	55-27	W

*Overtime

79-80 Final Statistics

PLAYER	G	GS	MIN	3 PT			FTM-FTA	PCT	OR-DR	REB	AST	PF-DQ	STL	TO	BLK	PTS-AVG	
				FGM-FGA	PCT	FGM-FGA											
WESTPHAL	82	82	2665	692-1317	.525	26-93	.280	382-443	.862	46-141	187	416	162-0	119	207	35	1792-21.9
DAVIS	75	73	2310	657-1166	.563	0-4	.000	299-365	.819	75-197	272	337	202-2	114	242	19	1613-21.5
ROBINSON	82	82	2706	545-1064	.512	0-0	—	325-487	.667	213-557	770	142	262-2	58	251	59	1415-17.3
ADAMS	75	64	2168	465-875	.531	0-2	.000	188-236	.797	158-451	609	322	237-4	108	218	55	1118-14.9
KELLEY(TOT)	80	25	1840	229-484	.473	0-3	.000	244-310	.787	200-315	515	178	273-5	78	198	96	702-8.8
KELLEY(PHX)	23	0	373	43-85	.506	0-0	—	47-60	.783	44-74	118	50	58-0	28	46	17	133-5.8
BRATZ	82	1	1591	269-687	.392	21-86	.244	141-162	.870	50-117	167	223	165-0	93	135	9	700-8.5
BUSE	81	81	2503	261-589	.443	19-79	.241	85-128	.664	70-163	233	320	111-0	132	91	10	626-7.7
COOK	66	14	904	129-275	.469	0-3	.000	104-129	.806	90-151	241	84	102-0	28	71	18	362-5.5
HIGH	82	0	1123	144-323	.446	1-7	.143	120-178	.674	69-104	173	119	172-1	71	123	15	409-5.0
HEARD	82	5	1402	171-410	.417	0-2	.000	64-86	.744	118-262	380	97	177-0	84	88	49	406-5.0
SCOTT	79	4	1304	127-301	.422	1-3	.333	95-122	.779	89-139	228	98	101-0	47	92	53	350-4.4
KRAMER	54	4	713	67-143	.469	0-1	.000	56-70	.800	49-102	151	75	104-0	26	51	5	190-3.5
SUNS	82		19755	3570-7235	.493	68-280	.243	1906-2466	.773	1071-2458	3529	2283	1853-9	908	1629	344	9114-111.1
OPPONENTS	82		19755	3563-7480	.476	100-297	.337	1593-2119	.752	1216-2447	3663	2026	2051-32	882	1663	389	8819-107.5

Season Review 80-81

RECORD
57-25

When the Suns opened the season, questions surrounded newcomer **Dennis Johnson**, who had come to the Suns in a controversial deal that sent **Paul Westphal** to Seattle. There also were doubts about the Suns ability to adjust to the move of All-Star forward **Walter Davis** to the backcourt and the addition of **Jeff Cook** into the starting lineup at forward. The Suns responded with one of their most successful seasons ever, finishing with a then club-record 57 wins en route to their first division title and the best record in the Western Conference. Phoenix was out of first place for only two days.

The Suns' 36-5 home record tied their 1979-80 mark as the best in the club's history and their 21-20 record on the road was the first-ever winning road record. The Suns did not lose more than two games in a row all season.

The Suns played their 1,000th game on November 12, 1980, a 130-127 win over the visiting San Antonio Spurs.

The All-Star Game in Cleveland had a distinctive Phoenix flavor with **John MacLeod** and the Suns coaching staff at the helm of the West squad. Davis was voted to a starting forward position by the fans and Johnson and **Truck Robinson** were named to the team by a vote of Western Conference coaches.

In the playoffs, the Suns were surprised by a gritty Kansas City Kings club, led by former Suns' coach **Cotton Fitzsimmons**, that took the Western Conference Semifinals 4-3. At season's end, Johnson was named to the All-NBA First Team and All-Defensive First Team. Suns General Manager **Jerry Colangelo** was named NBA Executive of the Year for the second time by *The Sporting News*.



FRONT ROW: Assistant Coach Al Bianchi, Kyle Macy, Dennis Johnson, Head Coach John MacLeod, Trainer Joe Proski (kneeling), Don Buse, Johnny High, Assistant Coach John Wetzel.

BACK ROW: Walter Davis, Leonard Robinson, Joel Kramer, Jeff Cook, Rich Kelley, Alvan Adams, Alvin Scott, Mike Niles.

DATE	OPPONENT	ATTEND.	SCORE	REC.	W/L	DATE	OPPONENT	ATTEND.	SCORE	REC.	W/L
10/10	GOLDEN STATE	11,590	121-101	1-0	W	1/2	@DENVER	10,514	133-132	33-9	W
10/12	KANSAS CITY	10,131	109-100	2-0	W	1/6	@ATLANTA	7,496	113-106	34-9	W
10/15	@UTAH	6,300	107-93	3-0	W	1/7	@BOSTON	15,320	90-108	34-10	L
10/17	@LA LAKERS	10,411	109-116	3-1	L	1/9	@NEW JERSEY	8,305	112-95	35-10	W
10/19	@SAN DIEGO	4,022	102-84	4-1	W	1/11	@MILWAUKEE	11,052	109-123	35-11	L
10/21	DALLAS	10,507	111-99	5-1	W	1/13	SEATTLE	12,506	104-99	36-11	W
10/24	@DENVER	8,357	117-94	6-1	W	1/14	DENVER	11,330	128-102	37-11	W
10/25	@SEATTLE	16,715	100-75	7-1	W	1/16	HOUSTON	11,396	92-89	38-11	W
10/29	SAN DIEGO	11,174	105-89	8-1	W	1/18	ATLANTA	12,121	120-86	39-11	W
10/31	@DETROIT	3,619	103-98*	9-1	W	1/20	@SAN ANTONIO	11,883	112-119*	39-12	L
11/1	@KANSAS CITY	7,792	127-100	10-1	W	1/21	@HOUSTON	8,325	100-106	39-13	L
11/4	INDIANA	12,018	109-108	11-1	W	1/23	MILWAUKEE	12,660	131-122	40-13	W
11/5	@SAN ANTONIO	12,358	84-114	11-2	L	1/25	@PHILADELPHIA	14,893	93-98	40-14	L
11/8	@HOUSTON	8,208	116-115	12-2	W	1/26	@NEW YORK	14,950	99-94	41-14	W
11/11	@SAN DIEGO	4,727	109-107	13-2	W	1/28	@WASHINGTON	9,347	98-108	41-15	L
11/12	SAN ANTONIO	12,660	130-127	14-2	W	1/29	@CLEVELAND	5,489	111-115	41-16	L
11/15	@GOLDEN STATE	13,237	108-119	14-3	L	2/4	UTAH	11,571	114-89	42-16	W
11/16	PORTLAND	11,125	119-107	15-3	W	2/6	HOUSTON	12,090	112-99	43-16	W
11/18	@DALLAS	6,015	102-91	16-3	W	2/8	WASHINGTON	12,396	113-107*	44-16	W
11/20	LA LAKERS	12,660	102-99	17-3	W	2/10	@SAN DIEGO	8,798	107-93	45-16	W
11/21	@LA LAKERS	14,164	88-116	17-4	L	2/11	DALLAS	10,357	119-97	46-16	W
11/23	DENVER	11,151	131-113	18-4	W	2/13	SAN DIEGO	10,826	110-94	47-16	W
11/26	SEATTLE	11,769	113-103	19-4	W	2/15	NEW YORK	12,660	101-115	47-17	L
11/28	CHICAGO	12,660	102-101	20-4	W	2/17	GOLDEN STATE	11,433	118-109	48-17	W
11/29	@GOLDEN STATE	10,981	113-108	21-4	W	2/19	@DENVER	15,252	126-127	48-18	L
11/30	HOUSTON	11,163	117-114	22-4	W	2/20	@SEATTLE	21,407	111-112	48-19	L
12/2	@SAN ANTONIO	9,112	122-107	23-4	W	2/22	PHILADELPHIA	12,660	116-110	49-19	W
12/3	@KANSAS CITY	7,719	100-103	23-5	L	2/27	@PORTLAND	12,666	117-121	49-20	L
12/5	NEW JERSEY	11,876	88-90	23-6	L	3/1	@LA LAKERS	17,505	101-96	50-20	W
12/7	GOLDEN STATE	11,449	106-88	24-6	W	3/4	CLEVELAND	12,660	126-106	51-20	W
12/9	@CHICAGO	8,245	123-108	25-6	W	3/5	@UTAH	5,804	112-100	52-20	W
12/10	@INDIANA	9,140	90-102	25-7	L	3/6	PORTLAND	12,660	128-107	53-20	W
12/14	PORTLAND	10,180	110-116	25-8	L	3/8	@KANSAS CITY	8,260	68-105	53-21	L
12/17	DALLAS	10,247	115-102	26-8	W	3/10	@DALLAS	6,469	103-107	53-22	L
12/19	UTAH	10,813	108-90	27-8	W	3/18	LA LAKERS	12,660	126-114	54-22	W
12/21	@PORTLAND	12,666	111-100	28-8	W	3/21	@GOLDEN STATE	12,478	105-114	54-23	L
12/22	@SEATTLE	16,847	109-98	29-8	W	3/22	SEATTLE	11,657	107-91	55-23	W
12/23	DETROIT	11,225	113-104	30-8	W	3/24	@PORTLAND	12,666	111-120	55-24	L
12/25	SAN ANTONIO	12,660	131-111	31-8	W	3/25	KANSAS CITY	12,660	101-110	55-25	L
12/27	LA LAKERS	12,660	116-106	32-8	W	3/27	SAN DIEGO	12,660	124-100	56-25	W
12/30	BOSTON	12,660	97-116	32-9	L	3/29	UTAH	11,352	105-90	57-25	W

*Overtime

80-81 Final Statistics

PLAYER	G	GS	MIN	3 PT			FTM-FTA	PCT	OR-DR	REB	AST	PF-DQ	STL	TO	BLK	PTS-AVG	
				FGM-FGA	PCT	FGM-FGA											
ROBINSON	82	82	3088	647-1280	.505	0-0	—	249-396	.629	216-573	789	206	220-1	68	250	38	1543-18.8
JOHNSON	79	77	2615	532-1220	.436	11-51	.216	411-501	.820	160-203	363	291	244-2	136	208	61	1486-18.8
DAVIS	78	77	2182	593-1101	.539	7-17	.412	209-250	.836	63-137	200	302	192-3	97	222	12	1402-18.0
ADAMS	75	69	2054	458-870	.526	0-0	—	199-259	.768	157-389	546	344	226-2	106	226	69	1115-14.9
COOK	79	77	2192	286-616	.464	0-5	.000	100-155	.645	170-297	467	201	236-3	82	146	54	672-8.5
HIGH	81	10	1750	246-576	.427	2-24	.083	183-264	.693	89-139	228	202	251-2	129	188	26	677-8.4
MACY	82	0	1469	272-532	.511	12-51	.235	107-119	.899	44-88	132	160	120-0	76	95	5	663-8.1
KELLEY	81	13	1686	196-387	.506	0-2	.000	175-231	.758	131-310	441	282	210-0	79	209	63	567-7.0
SCOTT	82	5	1423	173-348	.497	1-6	.167	97-127	.764	101-167	268	114	124-0	60	77	70	444-5.4
KRAMER	82	0	1065	136-258	.527	0-1	.000	63-91	.692	77-155	232	88	132-0	35	67	17	335-4.1
NILES	44	0	231	48-138	.348	2-4	.500	17-37	.459	26-32	58	15	41-0	8	25	1	115-2.6
SUNS	82		19755	3587-7326	.490	35-161	.217	1810-2430	.745	1234-2490	3724	2205	1996-13	876	1733	416	9019-110.0
OPPONENTS	82		19755	3368-7221	.466	69-209	.330	1762-2383	.739	1160-2284	3444	1970	2116-26	912	1752	401	8567-104.5

Season Review 81-82

RECORD

46-36

The Suns were dealt a crippling blow just days before the season opened when guard **Walter Davis** suffered a fractured elbow in the final preseason game. **Kyle Macy** joined **Dennis Johnson**, **Alvan Adams**, **Truck Robinson** and **Jeff Cook** in the Suns' opening night starting lineup. Seeking the right combinations and the proper chemistry, 1981-82 became a season of constant change and experimentation as Head Coach **John MacLeod** utilized 21 different starting units.

Alvin Scott supplanted Cook in the starting lineup and later in the season Scott was supplanted by Adams, who shifted from his normal center position to allow **Rich Kelley** into the starting lineup. Davis began his comeback in late December, but it became clear his elbow, still joined by surgical tension wires and screws, would keep him from reaching top form. He was used in a sixth man role most of the year.

With a month remaining in the season, the Suns found themselves embroiled in a heated Western Conference playoff race. The Suns finished the regular season with a 46-36 mark, good enough for third place in the NBA Pacific Division and a playoff berth. Phoenix opened postseason play by defeating Denver, 2-1, in a hard-fought series, winning the deciding game on the Nuggets' home court. In the Western Conference Semifinals, however, the Suns ran into a L.A. Lakers juggernaut and were swept by the Lakers (4-0) who went on to sweep San Antonio, then defeated Philadelphia to win the NBA Championship. Johnson was named to the NBA All-Defensive First Team and was the lone Suns representative at the midseason All-Star Game in New Jersey.



FRONT ROW: Assistant Coach John Wetzel, Dudley Bradley, Kyle Macy, Trainer Joe Proski (kneeling), Head Coach John MacLeod, Dennis Johnson, Walter Davis, Assistant Coach Al Bianchi.

BACK ROW: Leonard Robinson, Craig Dykema, Alvan Adams, Larry Nance, Rich Kelley, Jeff Cook, Alvin Scott, Joel Kramer.

DATE	OPPONENT	ATTEND.	SCORE	REC.	W/L	DATE	OPPONENT	ATTEND.	SCORE	REC.	W/L
10/30	@PORTLAND	12,666	95-103	0-1	L	2/3	GOLDEN STATE	11,185	88-90	24-18	L
10/31	@SEATTLE	33,014	84-94	0-2	L	2/4	@SAN ANTONIO	10,838	112-118	24-19	L
11/3	SAN ANTONIO	10,888	111-88	1-2	W	2/5	@HOUSTON	11,869	104-106	24-20	L
11/5	DALLAS	10,173	121-93	2-2	W	2/7	@MILWAUKEE	11,052	92-107	24-21	L
11/6	@LA LAKERS	13,665	101-99	3-2	W	2/10	BOSTON	14,660	112-110	25-21	W
11/7	@UTAH	8,318	87-95	3-3	L	2/12	ATLANTA	12,654	94-90	26-21	W
11/10	@DENVER	8,374	109-106	4-3	W	2/13	@UTAH	11,447	115-120	26-22	L
11/12	INDIANA	10,224	95-93	5-3	W	2/16	@CHICAGO	5,871	91-86	27-22	W
11/14	LA LAKERS	14,068	97-98	5-4	L	2/17	@KANSAS CITY	6,765	107-110	27-23	L
11/18	@ATLANTA	5,103	97-102	5-5	L	2/19	@NEW YORK	8,930	104-90	28-23	W
11/21	@DALLAS	8,268	110-88	6-5	W	2/21	@PHILADELPHIA	13,214	102-109	28-24	L
11/25	HOUSTON	11,947	128-114	7-5	W	2/24	CLEVELAND	11,292	131-97	29-24	W
11/27	CHICAGO	12,544	111-97	8-5	W	2/26	DENVER	12,683	131-122	30-24	W
12/1	SAN DIEGO	10,087	117-94	9-5	W	2/28	@SEATTLE	21,847	103-98	31-24	W
12/3	DENVER	10,165	137-109	10-5	W	3/2	@PORTLAND	12,666	108-119	31-25	L
12/5	UTAH	10,550	101-99	11-5	W	3/3	UTAH	10,080	115-102	32-25	W
12/8	@SAN DIEGO	4,459	110-121	11-6	L	3/5	KANSAS CITY	11,912	110-98	33-25	W
12/9	@GOLDEN STATE	8,785	127-134*	11-7	L	3/7	HOUSTON	11,727	92-94	33-26	L
12/10	PORTLAND	10,842	117-110	12-7	W	3/9	@WASHINGTON	7,331	103-95	34-26	W
12/12	WASHINGTON	10,482	98-105	12-8	L	3/10	@NEW JERSEY	13,393	105-113	34-27	L
12/15	@HOUSTON	9,213	95-99	12-9	L	3/11	@CLEVELAND	4,577	101-95	35-27	W
12/16	@KANSAS CITY	6,899	81-97	12-10	L	3/14	@BOSTON	15,320	92-105	35-28	L
12/18	@SAN ANTONIO	10,805	108-104	13-10	W	3/16	@HOUSTON	12,113	114-109	36-28	W
12/19	KANSAS CITY	11,257	95-87	14-10	W	3/17	DENVER	11,349	133-135*	36-29	L
12/23	GOLDEN STATE	10,623	118-103	15-10	W	3/21	SEATTLE	13,076	105-115	36-30	L
12/25	LA LAKERS	14,056	101-104	15-11	L	3/23	@GOLDEN STATE	11,044	91-95	36-31	L
12/26	@GOLDEN STATE	11,203	96-112	15-12	L	3/24	DALLAS	11,046	104-96	37-31	W
12/27	PHILADELPHIA	14,660	99-96	16-12	W	3/26	MILWAUKEE	13,730	113-112	38-31	W
12/30	PORTLAND	12,438	113-112	17-12	W	3/27	@DENVER	15,222	134-140**	38-32	L
1/2	SEATTLE	12,779	120-97	18-12	W	3/29	@UTAH	7,981	113-102	39-32	W
1/5	@INDIANA	7,446	82-87	18-13	L	3/31	SAN DIEGO	11,561	127-106	40-32	W
1/7	@DETROIT	5,290	110-94	19-13	W	4/2	@LA LAKERS	17,505	109-99	41-32	W
1/9	@DALLAS	10,238	101-105	19-14	L	4/4	KANSAS CITY	10,926	104-95	42-32	W
1/12	GOLDEN STATE	10,940	133-121	20-14	W	4/6	@SEATTLE	21,794	91-102	42-33	L
1/14	NEW YORK	12,188	90-89	21-14	W	4/8	PORTLAND	11,911	104-106	42-34	L
1/16	SAN DIEGO	12,885	106-87	22-14	W	4/9	@DALLAS	9,673	100-105	42-35	L
1/19	SAN ANTONIO	11,251	108-96	23-14	W	4/10	SEATTLE	11,488	116-99	43-35	W
1/22	NEW JERSEY	11,605	97-99	23-15	L	4/13	@SAN DIEGO	4,056	105-94	44-35	W
1/23	DETROIT	13,518	113-90	24-15	W	4/14	SAN ANTONIO	11,115	104-92	45-35	W
1/27	@SAN DIEGO	5,127	92-99	24-16	L	4/16	@PORTLAND	12,666	113-99	46-35	W
1/28	@LA LAKERS	14,623	87-97	24-17	L	4/18	LA LAKERS	14,660	115-120	46-36	L

*Overtime

81-82 Final Statistics

PLAYER	G	GS	MIN	3 PT			FTM-FTA	PCT	OR-DR	REB	AST	PF-DQ	STL	TO	BLK	PTS-AVG	
				FGM-FGA	PCT	FGM-FGA											
JOHNSON	80	77	2936	577-1228	.470	8-42	.190	399-495	.806	142-268	410	369	253-6	105	233	55	1561-19.5
ROBINSON	74	72	2745	579-1128	.513	1-1	1.000	255-371	.687	202-519	721	179	215-2	42	202	28	1414-19.1
ADAMS	79	75	2394	507-1027	.494	0-1	.000	182-233	.781	138-448	586	356	269-7	114	196	78	1196-15.1
DAVIS	55	12	1183	350-669	.523	3-16	.188	91-111	.820	21-82	103	162	104-1	46	112	3	794-14.4
MACY	82	72	2854	486-945	.514	39-100	.390	152-169	.899	78-183	261	384	185-1	143	125	9	1163-14.2
KELLEY	81	39	1895	236-505	.467	0-1	.000	167-223	.749	168-329	497	293	292-14	64	244	71	639-7.9
NANCE	80	0	1184	227-436	.521	0-1	.000	75-117	.641	95-161	256	82	169-2	42	104	71	529-6.6
SCOTT	81	38	1742	189-380	.497	0-2	.000	108-148	.730	97-197	294	149	169-0	59	98	70	486-6.0
BRADLEY	64	3	934	125-281	.445	1-4	.250	74-100	.740	30-57	87	80	115-0	78	71	10	325-5.1
COOK	76	22	787	151-358	.422	0-2	.000	89-134	.664	112-189	301	100	174-1	37	80	23	391-5.1
KRAMER	56	0	549	55-133	.414	0-0	—	33-42	.786	36-72	108	51	62-0	19	26	11	143-2.6
MCCULLOUGH	8	0	23	9-13	.692	0-0	—	3-5	.600	1-3	4	3	3-0	2	3	0	21-2.6
DYKEMA	32	0	102	17-37	.459	2-4	.500	7-9	.778	3-9	12	15	19-0	2	7	0	43-1.3
SUNS	82		19780	3508-7140	.491	54-174	.310	1635-2157	.758	1123-2517	3640	2223	2029-34	753	1528	429	8705-106.2
OPPONENTS	82		19780	3350-7186	.466	51-200	.255	1671-2215	.754	1158-2366	3524	1949	2064-18	775	1391	360	8422-102.7

Season Review 82-83


RECORD
53-29

The Suns were ready for change. They traded **Truck Robinson** to New York for forward **Maurice Lucas**. They installed second-year man **Larry Nance** at the small forward slot and welcomed back a healthy **Walter Davis** at guard. The only holdovers in the starting lineup from 1981-82 were center **Alvan Adams** and guard **Dennis Johnson**.

As the season progressed, so did Nance. He finished the year by leading the Suns in field goal percentage (.550) and set a new franchise record for blocked shots in a season with 217.

In spite of their success, the Suns had a glaring weakness at backup center, where they juggled **Jeff Cook**, **Joel Kramer** and Lucas. With starting center Adams undersized at 6-9, the Suns needed help in the middle. Phoenix traded Cook, cash, a third-round draft pick in 1983 and other considerations to Cleveland in exchange for 7-1 center **James Edwards**, who was coming back after early season knee surgery.

Following the All-Star break, the Suns won 23 of the 30 games and finished the season as the hottest team in the league, winning six straight. Phoenix won 14 of its final 16 games and in the process matched its best-ever season road record (21-20). The Suns qualified for postseason play for the sixth-straight year and the seventh time in eight seasons, but were eliminated by Denver, 2-1, in the opening round.



FRONT ROW: Assistant Coach Al Bianchi, Head Coach John MacLeod, Kyle Macy, Walter Davis, Dennis Johnson, Johnny High, Trainer Joe Proski, Assistant Coach John Wetzel.

BACK ROW: Rory White, Alvin Scott, Maurice Lucas, Larry Nance, James Edwards, Alvan Adams, Charles Pittman, Joel Kramer, David Thirdkill.

DATE	OPPONENT	ATTEND.	SCORE	REC.	W/L	DATE	OPPONENT	ATTEND.	SCORE	REC.	W/L
10/29	@SAN DIEGO	5,063	113-99	1-0	W	1/21	INDIANA	11,857	117-118	26-16	L
10/31	@DENVER	8,893	110-114	1-1	L	1/23	@KANSAS CITY	7,065	102-92	27-16	W
11/2	PORTLAND	10,274	92-87	2-1	W	1/25	@ATLANTA	5,418	94-96	27-17	L
11/4	UTAH	10,095	119-104	3-1	W	1/26	@PHILADELPHIA	14,126	102-113	27-18	L
11/6	@DALLAS	12,780	112-100	4-1	W	1/28	@BOSTON	15,320	104-111	27-19	L
11/7	@SAN ANTONIO	9,448	100-101	4-2	L	1/29	@WASHINGTON	7,027	82-88	27-20	L
11/9	@HOUSTON	7,563	119-91	5-2	W	2/2	UTAH	9,468	112-96	28-20	W
11/10	KANSAS CITY	10,148	106-100	6-2	W	2/4	HOUSTON	10,541	115-99	29-20	W
11/12	CLEVELAND	9,876	94-81	7-2	W	2/6	@GOLDEN STATE	8,646	109-92	30-20	W
11/14	@PORTLAND	12,666	102-94	8-2	W	2/8	DALLAS	11,037	100-112	30-21	L
11/16	LA LAKERS	13,288	113-105	9-2	W	2/10	@SAN DIEGO	4,813	100-101	30-22	L
11/18	DENVER	9,640	107-118	9-3	L	2/16	K.C. @ST. LOUIS	6,078	111-102	31-22	W
11/20	ATLANTA	11,009	91-80	10-3	W	2/19	@DETROIT	25,253	101-112	31-23	L
11/24	WASHINGTON	9,764	93-106	10-4	L	2/20	@CLEVELAND	3,782	103-81	32-23	W
11/26	NEW JERSEY	11,678	110-99	11-4	W	2/22	MILWAUKEE	12,908	112-105	33-23	W
11/27	@KANSAS CITY	8,107	99-105	11-5	L	2/24	@UTAH	8,479	110-103	34-23	W
11/30	@GOLDEN STATE	6,759	98-110	11-6	L	2/25	@SEATTLE	13,688	106-101	35-23	W
12/2	PHILADELPHIA	14,660	108-116	11-7	L	2/26	BOSTON	14,660	101-103	35-24	L
12/4	SAN DIEGO	10,527	103-113	11-8	L	3/2	SAN ANTONIO	10,666	110-106	36-24	W
12/8	@LA LAKERS	13,763	86-89	11-9	L	3/4	GOLDEN STATE	13,027	109-102	37-24	W
12/10	HOUSTON	9,214	97-83	12-9	W	3/8	@DALLAS	9,529	99-120	37-25	L
12/12	@PORTLAND	12,666	94-99	12-10	L	3/9	@SAN ANTONIO	8,201	105-108	37-26	L
12/14	@SEATTLE	12,432	114-109*	13-10	W	3/12	@HOUSTON	6,835	105-94	38-26	W
12/16	GOLDEN STATE	9,141	94-98	13-11	L	3/15	CHICAGO	10,307	116-108	39-26	W
12/18	LA LAKERS	12,856	126-100	14-11	W	3/16	@LA LAKERS	16,060	95-104	39-27	L
12/21	@SAN ANTONIO	8,475	114-113	15-11	W	3/17	HOUSTON	9,069	125-99	40-27	W
12/23	DALLAS	10,261	125-106	16-11	W	3/19	DALLAS	13,181	115-112*	41-27	W
12/25	@UTAH	9,416	111-101	17-11	W	3/22	@DENVER	10,588	117-130	41-28	L
12/26	@SEATTLE	14,402	87-88	17-12	L	3/24	KANSAS CITY	10,087	112-95	42-28	W
12/28	PORTLAND	11,843	116-94	18-12	W	3/26	DENVER	13,143	124-110	43-28	W
12/30	DETROIT	11,343	115-98	19-12	W	3/29	UTAH	11,285	115-107	44-28	W
1/1	@DENVER	7,814	125-127	19-13	L	3/31	PORTLAND	10,915	106-89	45-28	W
1/2	SEATTLE	11,318	116-99	20-13	W	4/2	NEW YORK	12,643	115-108	46-28	W
1/4	@NEW YORK	7,766	97-85	21-13	W	4/5	GOLDEN STATE	9,033	126-106	47-28	W
1/6	@NEW JERSEY	10,673	93-94	21-14	L	4/7	LA LAKERS	14,660	108-117	47-29	L
1/7	@INDIANA	5,312	108-101	22-14	W	4/8	@PORTLAND	12,666	99-98	48-29	W
1/9	@MILWAUKEE	10,108	96-106	22-15	L	4/10	@LA LAKERS	16,545	101-95	49-29	W
1/11	@CHICAGO	5,234	109-96	23-15	W	4/12	@GOLDEN STATE	3,632	115-108	50-29	W
1/13	SEATTLE	13,536	102-99	24-15	W	4/13	SEATTLE	10,882	109-96	51-29	W
1/15	SAN DIEGO	12,697	114-101	25-15	W	4/15	@SAN DIEGO	3,049	113-101	52-29	W
1/19	SAN ANTONIO	11,004	118-113	26-15	W	4/17	SAN DIEGO	12,062	110-101	53-29	W

*Overtime

82-83 Final Statistics

PLAYER	G	GS	MIN	3 PT				FTM-FTA	PCT	OR-DR	REB	AST	PF-QD	STL	TO	BLK	PTS-AVG
				FGM-FGA	PCT	FGM-FGA	PCT										
DAVIS	80	79	2488	665-1289	.516	7-23	.304	184-225	.818	63-134	197	397	186-2	117	188	12	1521-19.0
NANCE	82	82	2911	588-1069	.550	1-3	.333	193-287	.672	239-471	710	197	254-4	99	190	217	1370-16.7
LUCAS	77	71	2587	495-1045	.474	1-3	.333	278-356	.781	201-598	799	219	274-5	56	221	43	1269-16.5
JOHNSON	77	74	2549	398-861	.462	5-31	.161	292-369	.791	92-243	335	388	204-1	97	204	39	1093-14.2
ADAMS	80	75	2448	477-981	.486	1-3	.333	180-217	.829	161-387	548	376	287-7	114	242	74	1135-14.2
EDWARDS(TOT)	31	9	667	128-263	.487	0-0	—	69-108	.639	56-99	155	40	110-5	12	49	19	325-10.5
EDWARDS(PHX)	16	1	285	55-113	.487	0-0	—	31-47	.660	19-40	59	27	49-2	5	19	5	141-8.8
MACY	82	9	1837	328-634	.517	23-76	.303	129-148	.872	41-124	165	278	130-0	64	90	8	808-9.9
WHITE	65	0	624	127-234	.543	0-1	.000	70-109	.642	47-58	105	30	54-0	16	51	2	324-5.0
SCOTT	81	9	1142	124-259	.479	0-2	.000	81-110	.736	60-164	224	97	133-0	48	64	31	329-4.1
THIRDKILL	49	2	519	74-170	.435	1-7	.143	45-78	.577	28-44	72	36	93-1	19	48	4	194-4.0
HIGH	82	2	1156	100-217	.461	1-5	.200	63-136	.463	45-105	150	153	205-0	85	106	34	264-3.2
PITTMAN	28	0	171	19-40	.475	0-1	.000	25-37	.676	13-18	31	7	41-0	2	22	7	63-2.3
KRAMER	54	4	459	44-104	.423	0-1	.000	14-16	.875	41-47	88	37	63-0	15	22	6	102-1.9
COOK	45	2	549	61-142	.430	0-2	.000	41-54	.759	44-85	129	58	89-0	12	56	13	163-3.6
SUNS	82		19730	3555-7158	.497	40-158	.253	1626-2189	.743	1094-2518	3612	2300	2062-22	749	1545	495	8776-107.0
OPPONENTS	82		19730	3305-7265	.455	44-199	.221	1707-2268	.753	1210-2326	3536	1988	2039-30	712	1560	343	8361-102.0

Season Review 83-84

RECORD

41-41

Due to a flood of injuries to such key players as **James Edwards**, **Rick Robey** and **Paul Westphal**, Suns Head Coach **John MacLeod** was forced to juggle his starters, searching for a consistency that did not materialize until late in the season.

The Suns struggled on the road. Only their fine home court record (31-10) kept them in the playoff race until the late stages of the season, when they put together six-straight wins, their longest winning streak of the season.

Walter Davis returned to the Western Conference All-Star squad and **Larry Nance** won the NBA Slam Dunk Championship in Denver.

The Suns saved their most remarkable performances for the playoffs. They defeated Portland in a hard-fought five-game first-round series, winning the fifth and deciding game on the Trail Blazers' home court. They proceeded to upend Midwest Division Champion Utah in six games in the next round, highlighted by a remarkable 111-110 overtime win in Game 4 at the Veterans Memorial Coliseum. The Suns then took on the L.A. Lakers in the Western Conference Finals. The Suns pushed the talented Lakers to six games, defeating them 135-127 in overtime in Game 3 in Phoenix and staving off elimination with a 126-121 upset win in Los Angeles with a dogged performance in Game 5. The Suns were finally eliminated in Game 6, but only when their final shot didn't connect in a 99-97 nail-biter.



FRONT ROW: Head Coach John MacLeod, Trainer Joe Proski, Paul Westphal, Rod Foster, Kyle Macy, Assistant Coach John Wetzel, Assistant Coach Al Bianchi.

BACK ROW: Walter Davis, Charles Pittman, Alvan Adams, Larry Nance, James Edwards, Rick Robey, Maurice Lucas, Mike Sanders, Alvin Scott.

DATE	OPPONENT	ATTEND.	SCORE	REC.	W/L	DATE	OPPONENT	ATTEND.	SCORE	REC.	W/L
10/29	@DALLAS	11,019	103-120	0-1	L	1/24	@LA LAKERS	13,896	110-116	19-23	L
11/1	SEATTLE	9,733	93-103	0-2	L	1/26	@SAN DIEGO	4,806	101-119	19-24	L
11/3	SAN ANTONIO	9,166	142-120	1-2	W	2/1	PORTLAND	10,652	109-106	20-24	W
11/6	@PORTLAND	12,666	96-122	1-3	L	2/2	@UTAH	8,892	95-116	20-25	L
11/8	@SEATTLE	7,111	116-123	1-4	L	2/4	@GOLDEN STATE	10,278	104-107	20-26	L
11/10	@GOLDEN STATE	5,267	104-99	2-4	W	2/5	@PORTLAND	12,666	82-97	20-27	L
11/11	@LA LAKERS	15,316	105-119	2-5	L	2/7	SAN ANTONIO	9,323	138-131	21-27	W
11/13	GOLDEN STATE	9,206	113-98	3-5	W	2/9	ATLANTA	9,877	118-105	22-27	W
11/16	CLEVELAND	8,200	115-104	4-5	W	2/11	DALLAS	11,611	108-89	23-27	W
11/18	MILWAUKEE	12,066	94-109	4-6	L	2/14	@MILWAUKEE	8,958	83-92	23-28	L
11/19	@DALLAS	14,710	107-116	4-7	L	2/15	@CLEVELAND	4,096	90-104	23-29	L
11/22	@HOUSTON	9,105	96-118	4-8	L	2/17	@DALLAS	12,882	123-129	23-30	L
11/23	NEW JERSEY	9,031	108-110	4-9	L	2/18	@HOUSTON	11,482	126-102	24-30	W
11/25	CHICAGO	10,269	120-94	5-9	W	2/21	@SAN ANTONIO	10,397	114-111*	25-30	W
11/26	@DENVER	6,500	104-107	5-10	L	2/23	@KANSAS CITY	11,209	107-95	26-30	W
11/29	UTAH @LAS VEGAS	7,143	110-114	5-11	L	2/24	DENVER	12,393	100-117	26-31	L
11/30	KANSAS CITY	8,507	118-120	5-12	L	2/26	BOSTON	14,660	109-116	26-32	L
12/2	UTAH	10,295	113-116	5-13	L	2/28	UTAH	10,899	113-100	27-32	W
12/4	@SAN ANTONIO	7,941	122-106	6-13	W	2/29	@SAN DIEGO	4,843	95-102	27-33	L
12/6	@ATLANTA	5,026	88-95	6-14	L	3/1	PHILADELPHIA	14,660	112-100	28-33	W
12/8	NEW YORK	10,254	120-97	7-14	W	3/3	SAN ANTONIO	10,875	120-106	29-33	W
12/10	SAN DIEGO	9,814	109-93	8-14	W	3/7	HOUSTON	9,758	123-110	30-33	W
12/13	@HOUSTON	8,870	110-129	8-15	L	3/9	INDIANA	9,506	130-110	31-33	W
12/15	LA LAKERS	10,624	114-104	9-15	W	3/11	@BOSTON	15,320	109-117	31-34	L
12/17	KANSAS CITY	9,338	119-99	10-15	W	3/13	@NEW YORK	8,764	96-117	31-35	L
12/20	@GOLDEN STATE	6,329	109-95	11-15	W	3/14	@NEW JERSEY	13,044	102-108	31-36	L
12/21	PORTLAND	9,896	122-116	11-16	L	3/16	@WASHINGTON	8,193	110-109*	32-36	W
12/23	@SAN DIEGO	4,145	121-115	12-16	W	3/17	@PHILADELPHIA	14,447	112-131	32-37	L
12/26	DENVER	12,104	140-133*	13-16	W	3/20	DENVER	10,389	146-120	33-37	W
12/28	GOLDEN STATE	10,506	128-105	14-16	W	3/21	@SEATTLE	8,492	102-104	33-38	L
12/30	HOUSTON	13,617	121-110	15-16	W	3/23	@PORTLAND	12,666	98-124	33-39	L
1/3	@CHICAGO	5,112	97-102	15-17	L	3/24	DETROIT	13,328	109-120	33-40	L
1/4	@DETROIT	7,577	114-128	15-18	L	3/27	SAN DIEGO	12,914	116-109	34-40	W
1/6	@INDIANA	9,118	88-104	15-19	L	3/29	GOLDEN STATE	9,027	124-119*	35-40	W
1/7	@KANSAS CITY	9,495	98-100	15-20	L	3/31	LA LAKERS	13,032	97-119	35-41	L
1/10	@UTAH	10,720	98-107	15-21	L	4/3	KANSAS CITY	13,627	113-109	36-41	W
1/11	SAN DIEGO	9,943	129-104	16-21	W	4/6	SEATTLE	12,070	117-108	37-41	W
1/13	@SEATTLE	11,690	99-103	16-22	L	4/8	@DENVER	15,108	126-121	38-41	W
1/15	WASHINGTON	10,597	110-101	17-22	W	4/10	PORTLAND	9,768	100-88	39-41	W
1/19	LA LAKERS	12,062	138-123	18-22	W	4/12	DALLAS	9,576	119-118	40-41	W
1/21	SEATTLE	12,530	131-102	19-22	W	4/15	@LA LAKERS	14,461	123-114	41-41	W

*Overtime

83-84 Final Statistics

PLAYER	G	GS	MIN	3PT			FTM-FTA	PCT	OR-DR	REB	AST	PF-DQ	STL	TO	BLK	PTS-AVG
				FGM-FGA	PCT	FGM-FGA										
DAVIS	78	70	2546	652-1274	.512	20-87	.230	233-270	.863	38-164	202	429	202-0	107	213	12 1557-20.0
NANCE	82	82	2899	601-1044	.576	0-7	.000	249-352	.707	227-451	678	214	274-5	86	177	173 1451-17.7
LUCAS	75	69	2309	451-908	.497	0-5	.000	293-383	.765	208-517	725	203	235-2	55	177	39 1195-15.9
EDWARDS	72	67	1897	438-817	.536	0-1	.000	183-254	.720	108-240	348	184	254-3	23	140	30 1059-14.7
MACY	82	45	2402	357-713	.501	23-70	.329	95-114	.833	49-137	186	353	181-0	123	116	6 832-10.1
ADAMS	70	13	1452	269-582	.462	0-4	.000	132-160	.825	118-201	319	219	195-1	73	117	32 670-9.6
FOSTER	80	34	1424	260-580	.448	22-84	.262	122-155	.787	39-81	120	172	193-0	54	108	9 664-8.3
WHITE	22	2	308	69-144	.479	0-0	—	24-42	.571	30-32	62	14	25-0	13	18	2 162-7.4
WESTPHAL	59	2	865	144-313	.460	7-26	.269	117-142	.824	8-35	43	148	69-0	41	77	6 412-7.0
ROBEY	61	4	856	140-257	.545	1-1	1.00	61-88	.693	80-118	198	65	120-0	20	77	14 342-5.6
PITTMAN	69	8	989	126-209	.603	0-2	.000	69-101	.683	76-138	214	70	129-1	16	81	22 321-4.7
SANDERS	50	0	586	97-203	.478	0-0	—	29-42	.690	40-63	103	44	101-0	23	44	12 223-4.5
SCOTT	65	5	735	55-124	.444	1-2	.500	56-72	.778	29-71	100	48	85-0	19	42	20 167-2.6
HIGH	29	9	512	18-52	.346	0-2	.000	10-29	.345	16-50	66	51	84-1	40	38	11 46-1.6
SUNS	82		19780	3677-7220	.509	74-291	.254	1673-2204	.759	1066-2298	3364	2214	2147-13	693	1451	388 9101-111.0
OPPONENTS	82		19780	3509-7061	.497	54-219	.247	1956-2540	.770	1065-2333	3398	2059	2038-24	675	1480	298 9028-110.1

Season Review 84-85

RECORD

36-46

The addition of promising rookie guard **Jay Humphries** gave the Suns renewed hope for the season. The optimism proved fleeting however, when the Suns' leading scorer and five-time All-Star **Walter Davis** crashed to the Inglewood Forum floor on October 9 during a preseason game. Davis would miss the first two-thirds of the season with three torn ligaments in his left knee and would never regain full mobility during a courageous comeback attempt.

Rick Robey, **Mike Sanders**, **Kyle Macy** and **Larry Nance** also would miss considerable time due to injury, bringing the Suns total player games missed for the year to 266.

The Suns jumped out to a surprising 5-0 start, the best beginning in the history of the franchise. It was Nance who assumed the leadership role with Davis gone, leading the club in scoring (19.9) and virtually every other statistical category. Nance was named the NBA's first Player of the Week for the season. He would go on to make his first appearance in an NBA All-Star Game.

The Suns ranked second in the NBA in assists (2,335) dishing out more than 2,000 for the 10th year in a row. They qualified for the playoffs, but were knocked out 3-0 in the first round by the L.A. Lakers.

The Suns averaged 12,035 fans per game, setting a new attendance record for the franchise, breaking the old mark of 11,883 per game set during the 1981-82 campaign.

The Suns ended the regular season with "Suns Reunion '85," bringing back 24 former Suns players and coaches to participate in a weekend of Suns nostalgia, capped by an exhibition basketball game.



FRONT ROW: Assistant Coach John Wetzel, Head Coach John MacLeod, Kyle Macy, Michael Holton, Walter Davis, Jay Humphries, Rod Foster, Assistant Coach Al Bianchi, Trainer Joe Proski.

BACK ROW: Mike Sanders, Charles Pittman, Alvan Adams, Larry Nance, James Edwards, Rick Robey, Maurice Lucas, Charles Jones, Alvin Scott.

DATE	OPPONENT	ATTEND.	SCORE	REC.	W/L	DATE	OPPONENT	ATTEND.	SCORE	REC.	W/L
10/26	@GOLDEN STATE	6,547	122-114	1-0	W	1/19	@SAN ANTONIO	10,580	100-106	21-21	L
10/28	@SEATTLE	5,361	102-87	2-0	W	1/22	@HOUSTON	12,126	97-101	21-22	L
10/30	LA CLIPPERS	13,663	99-96	3-0	W	1/23	@ATLANTA	7,195	100-101	21-23	L
11/1	PORTLAND	14,660	139-130***	4-0	W	1/26	@WASHINGTON	10,215	105-110*	21-24	L
11/3	@DALLAS	16,657	105-93	5-0	W	1/29	@DENVER	8,228	100-128	21-25	L
11/6	@PORTLAND	12,666	99-116	5-1	L	1/30	NEW YORK	11,572	110-93	22-25	W
11/8	CLEVELAND	10,641	112-111	6-1	W	2/3	SEATTLE	12,019	120-109	23-25	W
11/10	ATLANTA	12,424	107-114	6-2	L	2/5	DENVER	12,554	108-103	24-25	W
11/13	@DENVER	6,702	110-122	6-3	L	2/7	INDIANA	11,106	105-97	25-25	W
11/14	NEW JERSEY	10,327	98-86	7-3	W	2/12	@HOUSTON	12,043	114-126	25-26	L
11/16	MILWAUKEE	12,988	118-106	8-3	W	2/14	@SAN ANTONIO	7,948	102-131	25-27	L
11/17	@UTAH	9,793	94-108	8-4	L	2/15	@DALLAS	17,007	126-103	26-27	W
11/20	@LA LAKERS	13,792	108-130	8-5	L	2/17	@INDIANA	11,915	115-97	27-27	W
11/21	LA LAKERS	12,671	97-102	8-6	L	2/18	@DETROIT	11,369	103-122	27-28	L
11/23	PHILADELPHIA	14,660	117-119*	8-7	L	2/20	HOUSTON	13,159	122-126	27-29	L
11/25	@LA CLIPPERS	6,134	109-114	8-8	L	2/22	SAN ANTONIO	12,258	111-118	27-30	L
11/27	UTAH	9,621	115-102	9-8	W	2/24	@DENVER	15,987	107-117	27-31	L
11/29	CHICAGO	12,713	100-95	10-8	W	2/26	@KANSAS CITY	3,451	103-110	27-32	L
12/1	GOLDEN STATE	11,051	115-103	11-8	W	2/28	LA LAKERS	14,660	117-105	28-32	W
12/3	@SEATTLE	5,401	96-108	11-9	L	3/2	KANSAS CITY	14,502	114-111	29-32	W
12/4	@PORTLAND	12,666	104-112	11-10	L	3/4	DALLAS	11,255	99-107	29-33	L
12/7	KANSAS CITY	10,306	121-113	12-10	W	3/7	SAN ANTONIO	11,450	119-117	30-33	W
12/8	@GOLDEN STATE	6,192	102-98	13-10	W	3/9	GOLDEN STATE	12,730	115-118	30-34	L
12/11	HOUSTON	12,301	120-112	14-10	W	3/12	@NEW YORK	8,409	123-119	31-34	W
12/13	WASHINGTON	10,524	116-86	15-10	W	3/13	@BOSTON	14,890	106-123	31-35	L
12/15	@SAN ANTONIO	8,413	111-120	15-11	L	3/15	@CHICAGO	8,625	97-103	31-36	L
12/18	@KANSAS CITY	4,988	116-127	15-12	L	3/16	@MILWAUKEE	11,052	96-125	31-37	L
12/21	@LA LAKERS	14,764	105-119	15-13	L	3/19	LA LAKERS	13,473	112-130	31-38	L
12/22	PORTLAND	11,144	110-108	16-13	W	3/21	PORTLAND	10,499	114-104	32-38	W
12/26	BOSTON	14,660	114-119	16-14	L	3/23	@GOLDEN STATE	6,655	109-123	32-39	L
12/28	DALLAS	13,534	111-125	16-15	L	3/26	DETROIT	11,640	93-119	32-40	L
12/30	@LA CLIPPERS	11,019	117-109	17-15	W	3/28	@LA CLIPPERS	8,705	110-116	32-41	L
1/2	@KANSAS CITY	3,582	115-107	18-15	W	3/30	LA CLIPPERS	10,099	114-123	32-42	L
1/4	@NEW JERSEY	9,321	98-105	18-16	L	3/31	@LA LAKERS	15,922	98-123	32-43	L
1/5	@CLEVELAND	4,631	106-111	18-17	L	4/2	SEATTLE	9,742	119-109	33-43	W
1/7	@PHILADELPHIA	12,014	99-100	18-18	L	4/4	DENVER	12,672	103-110	33-44	L
1/9	SEATTLE	10,476	94-88	19-18	W	4/6	@UTAH	9,476	94-105	33-45	L
1/11	LA CLIPPERS	11,034	84-98	19-19	L	4/7	@SEATTLE	5,672	125-110	34-45	W
1/12	UTAH	13,297	109-94	20-19	W	4/9	@PORTLAND	12,666	100-116	34-46	L
1/16	DALLAS	10,420	98-95	21-19	W	4/12	UTAH	11,264	96-92	35-46	W
1/18	HOUSTON	13,556	101-112	21-20	L	4/14	GOLDEN STATE	10,121	124-111	36-46	W

*Overtime

84-85 Final Statistics

PLAYER	G	GS	MIN	3 PT				FTM-FTA	PCT	OR-DR	REB	AST	PF-DD	STL	TO	BLK	PTS-AVG
				FGM-FGA	PCT	FGM-FGA	PCT										
NANCE	61	—	2202	515-877	.587	1-2	.500	180-254	.709	195-341	536	159	185-2	88	136	104	1211-19.9
DAVIS	23	—	570	139-309	.450	3-10	.300	64-73	.877	6-29	35	98	42-0	18	50	0	345-15.0
EDWARDS	70	—	1787	384-766	.501	0-3	.000	276-370	.746	95-292	387	153	237-5	26	162	52	1044-14.9
ADAMS	82	—	2136	476-915	.520	0-0	—	250-283	.883	153-347	500	308	254-2	115	197	48	1202-14.7
LUCAS	63	—	1670	346-727	.476	0-4	.000	150-200	.750	138-419	557	145	183-0	39	151	17	842-13.4
MACY	65	—	2018	282-582	.485	23-85	.271	127-140	.907	33-146	179	380	128-0	85	111	3	714-11.0
SANDERS	21	—	418	85-175	.486	0-0	—	45-59	.763	38-51	89	29	59-0	23	34	4	215-10.2
FOSTER	79	—	1318	286-636	.450	41-126	.325	83-110	.755	27-53	80	186	171-1	61	117	0	696-8.8
HUMPHRIES	80	—	2062	279-626	.446	4-20	.200	141-170	.829	32-132	164	350	209-2	107	167	8	703-8.8
HOLTON	74	—	1761	257-576	.446	14-45	.311	96-118	.814	30-102	132	198	141-0	59	123	6	624-8.4
JONES	78	—	1565	236-454	.520	0-4	.000	182-281	.648	139-255	394	128	149-0	45	143	61	654-8.4
PITTMAN	68	—	1001	107-227	.471	0-2	.000	109-146	.747	90-137	227	69	144-1	20	100	21	323-4.8
SCOTT	77	—	1238	111-259	.429	1-5	.200	53-74	.716	46-115	161	127	125-0	39	60	25	276-3.6
ROBEY	4	—	48	2-9	.222	0-0	—	1-2	.500	3-5	8	5	7-0	2	8	0	5-1.3
YOUNG	2	—	11	2-6	.333	0-1	.000	0-0	.000	1-1	2	0	0-0	0	0	0	4-2.0
SUNS	82		19805	3507-7144	.491	87-307	.283	1757-2280	.771	1026-2425	3451	2335	2034-13	727	1583	349	8858-108.0
OPPONENTS	82		19805	3605-7309	.493	65-224	.290	1756-2295	.765	1125-2416	3541	2181	2019-25	771	1468	410	9031-110.1

Season Review 85-86


RECORD
32-50

In the weeks preceding the opener, the Suns confirmed their desire to go with youth and speed by trading veteran **Maurice Lucas** to the Los Angeles Lakers and allowing **Kyle Macy** to sign with Chicago. All-Star forward **Larry Nance** was a contract holdout throughout training camp and preseason before coming to terms one game into the regular season. Opening night's starting lineup consisted of **Jay Humphries** and **Walter Davis** at guard, **Alvan Adams** at center, with **Mike Sanders** and **Charles Jones** at forward.

Phoenix got off to the then worst start in franchise history, going 0-9. During that period, the Suns successfully negotiated for the services of **Georgi Glouchkov**, a center from the Bulgarian National Team, who became the first Eastern Bloc player to play in the NBA. At first, Glouchkov captured national media attention, as well as the affection of Phoenix fans, but communication difficulty, not to mention achilles tendinitis, would drastically curtail his playing time as the season progressed.

Both Davis and Adams passed the 12,000-point plateau for their NBA careers with Davis taking over the Suns all-time scoring lead. Davis led the team in scoring (21.8), while Nance became the club's top rebounder (8.5). For the first time in their history, the Suns did not place a player on the squad for the NBA All-Star Game.

The Suns attendance held its own for the season, with an average of 11,121 per game. The Suns could never recover from their 0-9 beginning and finished the year 32-50, failing to make the playoffs for the first time in nine seasons.



FRONT ROW: Assistant Coach John Wetzel, Head Coach John MacLeod, Rod Foster, Walter Davis, Bernard Thompson, Mike Sanders, Jay Humphries, Assistant Coach Al Bianchi, Trainer Joe Proski.

BACK ROW: Charles Pittman, Alvan Adams, Larry Nance, James Edwards, Nick Vanos, Rick Robey, Georgi Glouchkov, Ed Pinckney, Charles Jones.

DATE	OPPONENT	ATTEND.	SCORE	REC.	W/L	DATE	OPPONENT	ATTEND.	SCORE	REC.	W/L
10/25	@PORTLAND	12,666	123-128*	0-1	L	1/25	@CHICAGO	10,634	114-133	15-27	L
10/29	DENVER	12,855	127-142	0-2	L	1/28	PORTLAND	9,931	136-130	16-27	W
10/31	LA LAKERS	11,661	107-144	0-3	L	1/29	@LA CLIPPERS	6,058	118-108	17-27	W
11/1	@UTAH	11,124	110-121	0-4	L	1/31	NEW YORK	13,710	112-117	17-28	L
11/6	ATLANTA	9,805	106-114	0-5	L	2/1	@SAN ANTONIO	6,993	112-111	18-28	W
11/8	@BOSTON	14,890	101-125	0-6	L	2/4	GOLDEN STATE	9,930	127-118	19-28	W
11/9	@INDIANA	10,168	105-127	0-7	L	2/6	LA CLIPPERS	10,207	116-104	20-28	W
11/12	@NEW YORK	12,220	93-103	0-8	L	2/11	@LA CLIPPERS	5,451	112-120	20-29	L
11/13	@ATLANTA	4,604	101-108	0-9	L	2/12	LA LAKERS	12,048	100-126	20-30	L
11/15	SEATTLE	9,959	117-99	1-9	W	2/14	DENVER	11,249	112-95	21-30	W
11/16	@GOLDEN STATE	12,896	105-118	1-10	L	2/17	BOSTON	14,519	108-101	22-30	W
11/19	@DALLAS	16,344	119-123	1-11	L	2/18	@SAN ANTONIO	7,835	114-120	22-31	L
11/20	SAN ANTONIO	8,984	121-100	2-11	W	2/21	SACRAMENTO	12,345	110-118	22-32	L
11/22	NEW JERSEY	10,191	96-104	2-12	L	2/22	@UTAH	12,534	97-105	22-33	L
11/24	MILWAUKEE	10,916	138-140*	2-13	L	2/25	@DENVER	11,493	99-112	22-34	L
11/26	@SACRAMENTO	10,333	107-111	2-14	L	2/26	PORTLAND	10,323	113-112	23-34	W
11/27	PORTLAND	9,884	93-110	2-15	L	2/28	@LA LAKERS	17,505	103-115	23-35	L
11/29	HOUSTON	11,761	126-110	3-15	W	3/1	LA LAKERS	14,013	123-106	24-35	W
12/3	@HOUSTON	11,930	112-118	3-16	L	3/3	DALLAS	10,135	138-139**	24-36	L
12/4	CHICAGO	10,369	100-99	4-16	W	3/5	CLEVELAND	9,725	100-115	24-37	L
12/6	UTAH	9,021	111-92	5-16	W	3/7	UTAH	12,788	103-105	24-38	L
12/11	@GOLDEN STATE	6,795	123-113	6-16	W	3/9	@NEW JERSEY	15,543	111-115	24-39	L
12/12	@LA LAKERS	14,558	102-127	6-17	L	3/10	@DETROIT	10,758	120-109	25-39	W
12/14	@LA CLIPPERS	5,889	114-92	7-17	W	3/12	@MILWAUKEE	10,895	127-126*	26-39	W
12/17	@SEATTLE	7,313	104-99	8-17	W	3/16	@GOLDEN STATE	6,944	112-130	26-40	L
12/19	SACRAMENTO	9,429	107-106	9-17	W	3/18	@HOUSTON	14,849	109-112	26-41	L
12/21	GOLDEN STATE	10,140	115-98	10-17	W	3/19	SACRAMENTO	10,676	108-104	27-41	W
12/26	DALLAS	11,134	98-105	10-18	L	3/21	DETROIT	13,406	105-103	28-41	W
12/28	PHILADELPHIA	14,519	98-100	10-19	L	3/22	@UTAH	11,463	109-119	28-42	L
1/3	@PORTLAND	12,666	104-133	10-20	L	3/26	SEATTLE	10,809	120-107	29-42	W
1/5	@SEATTLE	5,679	114-97	11-20	W	3/28	LA CLIPPERS	11,489	96-107	29-43	L
1/8	WASHINGTON	11,181	109-97	12-20	W	3/30	@SEATTLE	5,416	89-103	29-44	L
1/10	@DALLAS	17,007	104-117	12-21	L	4/1	@DALLAS	17,007	98-128	29-45	L
1/11	INDIANA	11,175	128-99	13-21	W	4/2	GOLDEN STATE	10,383	110-101	30-45	W
1/13	SAN ANTONIO	11,024	121-98	14-21	W	4/4	HOUSTON	13,112	89-112	30-46	L
1/14	@LA LAKERS	14,615	122-143	14-22	L	4/5	@SACRAMENTO	10,333	100-119	30-47	L
1/17	SEATTLE	11,547	103-100	15-22	W	4/7	DENVER	9,185	123-131	30-48	L
1/18	@PORTLAND	12,666	87-112	15-23	L	4/9	SAN ANTONIO	9,384	102-114	30-49	L
1/20	@CLEVELAND	9,034	93-108	15-24	L	4/10	@DENVER	12,292	113-115	30-50	L
1/22	@PHILADELPHIA	11,787	111-118	15-25	L	4/12	@HOUSTON	16,016	110-92	31-50	W
1/23	@WASHINGTON	4,973	112-114	15-26	L	4/13	LA CLIPPERS	10,217	118-99	32-50	W

*Overtime

85-86 Final Statistics

PLAYER	G	GS	MIN	3PT				FTM-FTA	PCT	OR-DR	REB	AST	PF-QD	STL	TO	BLK	PTS-AVG
				FGM-FGA	PCT	FGM-FGA	PCT										
DAVIS	70	62	2239	624-1287	.485	18-76	.237	257-305	.843	54-149	203	361	153-1	99	219	3	1523-21.8
NANCE	73	69	2484	582-1001	.581	0-8	.000	310-444	.698	169-449	618	240	247-6	70	210	130	1474-20.2
EDWARDS	52	51	1314	318-587	.542	0-0	—	212-302	.702	79-222	301	74	200-5	23	128	29	848-16.3
HUMPHRIES	82	82	2733	352-735	.479	4-29	.138	197-257	.767	56-204	260	526	222-1	132	190	9	905-11.0
SANDERS	82	5	1644	347-676	.513	3-15	.200	208-257	.809	104-169	273	150	236-3	76	143	31	905-11.0
ADAMS	78	45	2005	341-679	.502	0-2	.000	159-203	.783	148-329	.477	324	272-7	103	206	46	841-10.8
PINCKNEY	80	24	1602	255-457	.558	0-2	.000	171-254	.673	95-213	308	90	190-3	71	148	37	681-8.5
THOMPSON	61	20	1281	195-399	.489	0-2	.000	127-157	.809	58-83	141	132	151-0	51	90	10	517-8.5
TONEY(PHX)	10	0	206	26-59	.441	3-10	.300	20-30	.667	3-20	23	26	18-0	5	19	0	75-7.5
PITTMAN	69	17	1132	127-218	.583	0-0	—	99-141	.702	99-147	246	58	140-2	37	107	23	353-5.1
VANOS	11	0	202	23-72	.319	0-0	—	8-23	.348	21-39	60	16	34-0	2	20	5	54-4.9
GLOUCHKOV	49	16	772	84-209	.402	1-1	1.00	70-122	.574	31-132	163	32	124-0	26	76	25	239-4.9
JONES	43	18	742	75-164	.457	0-1	.000	50-98	.510	65-128	193	52	87-0	32	57	25	200-4.7
DURRANT	4	0	51	8-21	.381	0-0	—	1-4	.250	2-6	8	5	10-0	3	4	0	17-4.3
FOSTER	48	0	704	85-218	.390	9-32	.281	23-32	.719	9-49	58	121	77-0	22	61	1	202-4.2
ROBEY	46	1	629	72-191	.377	0-3	.000	33-48	.688	40-108	148	58	92-1	19	66	5	177-3.8
HOLTON	4	0	65	4-20	.200	0-2	.000	4-6	.667	1-2	3	7	7-0	2	4	0	12-3.0
SUNS	82		19805	3518-6993	.503	38-183	.208	1949-2683	.726	1034-2449	3483	2272	2260-29	773	1763	379	9023-110.0
OPPONENTS	82		19805	3569-7307	.488	89-279	.319	2041-2692	.758	1137-2265	3402	2149	2216-25	841	1515	466	9268-113.0

Season Review 86-87


RECORD

36-46

The Suns opened the season with **Larry Nance** and **Ed Pinckney** at forward, **Alvan Adams** at center and **Walter Davis** and **Jay Humphries** at guard. That unit would start 26 of the Suns' 82 games, but 19 other starting combinations would get a shot along the way. Phoenix had five rookies on the club including **William Bedford**, the team's first-round pick (sixth overall), diamond-in-the-rough **Jeff Hornacek**, **Rafael Addison**, **Grant Gondrezick** and **Kenny Gattison**. The Suns' 12-12 record in mid-December would be the last time they would be at .500.

On February 26, after consecutive losses to the L.A. Lakers and their record at 22-34, the Suns released their head coach of 13-plus seasons, **John MacLeod**, replacing him with interim Head Coach **Dick Van Arsdale**.

Under Van Arsdale, the Suns halted their skid, going 14-12 over the season's final 26 games. During the final two weeks, the Suns won nine of their last 10 games and 12 of their last 15. They won nine straight at home to end the season. Davis led the team in scoring with a 23.6 average while Nance chipped in 22.5 points per game. Davis also made his sixth appearance in the All-Star Game.



FRONT ROW: Assistant Coach John Wetzel, Kenny Gattison, Alvan Adams, James Edwards, Nick Vanos, William Bedford, Larry Nance, Head Coach Dick Van Arsdale.

BACK ROW: Jeff Hornacek, Grant Gondrezick, Mike Sanders, Bernard Thompson, Ed Pinckney, Rafael Addison, Walter Davis, Jay Humphries, Trainer Joe Proski.

DATE	OPPONENT	ATTEND.	SCORE	REC.	W/L	DATE	OPPONENT	ATTEND.	SCORE	REC.	W/L
10/31	GOLDEN STATE	11,615	127-123	1-0	W	1/24	@INDIANA	10,750	104-103	17-25	W
11/1	@LA CLIPPERS	7,805	111-117	1-1	L	1/26	DETROIT	10,756	120-118*	18-25	W
11/4	PORTLAND	11,624	126-120	2-1	W	1/28	GOLDEN STATE	9,939	131-104	19-25	W
11/7	@ATLANTA	7,061	86-106	2-2	L	1/30	LA LAKERS	14,471	102-114	19-26	L
11/8	@CHICAGO	15,122	96-101	2-3	L	1/31	@SEATTLE	9,344	112-118*	19-27	L
11/11	@NEW YORK	10,987	105-111	2-4	L	2/3	@PORTLAND	12,666	103-117	19-28	L
11/12	@DETROIT	10,366	100-108	2-5	L	2/5	DENVER	10,529	113-100	20-28	W
11/14	PHILADELPHIA	14,519	127-97	3-5	W	2/10	@UTAH	12,212	102-98	21-28	W
11/15	@SAN ANTONIO	6,640	116-109	4-5	W	2/11	INDIANA	10,378	105-121	21-29	L
11/19	NEW JERSEY	9,851	111-101	5-5	W	2/13	UTAH	12,375	105-98	22-29	W
11/21	DALLAS	10,182	122-130*	5-6	L	2/16	WASHINGTON	11,533	110-124	22-30	L
11/22	@DENVER	12,817	120-132	5-7	L	2/19	PORTLAND	10,651	108-124	22-31	L
11/25	@SACRAMENTO	10,333	102-123	5-8	L	2/21	MILWAUKEE	14,471	107-115	22-32	L
11/26	ATLANTA	11,123	120-106	6-8	W	2/24	LA LAKERS	12,686	93-97	22-33	L
11/28	SEATTLE	10,462	104-117	6-9	L	2/25	@LA LAKERS	16,416	91-99	22-34	L
12/2	NEW YORK	10,284	124-100	7-9	W	2/28	SEATTLE	13,338	105-112	22-35	L
12/5	CHICAGO	14,519	114-112	8-9	W	3/2	@DALLAS	17,007	112-135	22-36	L
12/6	@LA CLIPPERS	6,296	111-109	9-9	W	3/5	CLEVELAND	11,163	126-102	23-36	W
12/9	@GOLDEN STATE	7,059	109-94	10-9	W	3/7	SACRAMENTO	12,037	105-102	24-36	W
12/10	HOUSTON	10,535	109-117	10-10	L	3/9	@MILWAUKEE	11,052	110-118	24-37	L
12/12	@DENVER	9,382	116-128	10-11	L	3/11	@BOSTON	14,890	109-118	24-38	L
12/13	DENVER	11,076	123-110	11-11	W	3/12	@CLEVELAND	6,643	109-116	24-39	L
12/16	@HOUSTON	16,016	106-102	12-11	W	3/14	@SAN ANTONIO	7,791	108-121	24-40	L
12/17	@SAN ANTONIO	4,754	81-94	12-12	L	3/18	HOUSTON	11,971	91-113	24-41	L
12/19	SEATTLE	10,433	106-108	12-13	L	3/20	@PORTLAND	12,666	105-134	24-42	L
12/20	@SACRAMENTO	10,333	114-122	12-14	L	3/21	GOLDEN STATE	13,060	102-105	24-43	L
12/23	DALLAS	10,123	120-119	13-14	W	3/24	LA LAKERS	12,907	108-93	25-43	W
12/26	BOSTON	14,519	112-122	13-15	L	3/26	@SACRAMENTO	10,333	115-124	25-44	L
12/27	@DALLAS	17,007	97-123	13-16	L	3/27	LA CLIPPERS	10,153	130-117	26-44	W
12/30	@PORTLAND	12,666	105-120	13-17	L	3/31	@UTAH	12,212	95-110	26-45	L
1/2	@LA LAKERS	17,505	118-155	13-18	L	4/1	HOUSTON	11,122	117-104	27-45	W
1/4	@GOLDEN STATE	6,266	104-101	14-18	W	4/3	UTAH	10,326	112-98	28-45	W
1/6	@SEATTLE	5,764	108-138	14-19	L	4/4	@LA CLIPPERS	8,305	128-123*	29-45	W
1/9	SAN ANTONIO	12,625	100-115	14-20	L	4/6	DALLAS	9,752	118-110*	30-45	W
1/10	@DENVER	13,661	120-127*	14-21	L	4/7	@SEATTLE	6,585	127-125*	31-45	W
1/13	@HOUSTON	16,016	100-118	14-22	L	4/9	PORTLAND	9,438	128-122	32-45	W
1/15	UTAH	10,712	123-107	15-22	W	4/11	SAN ANTONIO	10,595	136-116	33-45	W
1/17	LA CLIPPERS	11,372	132-101	16-22	W	4/12	@LA LAKERS	17,505	104-119	33-46	L
1/19	@PHILADELPHIA	13,525	104-107	16-23	L	4/14	SACRAMENTO	11,369	132-123	34-46	W
1/21	@NEW JERSEY	7,463	114-120	16-24	L	4/15	@GOLDEN STATE	6,688	119-116	35-46	W
1/23	@WASHINGTON	6,525	90-109	16-25	L	4/18	LA CLIPPERS	10,578	121-106	36-46	W

*Overtime

86-87 Final Statistics

PLAYER	G	GS	MIN	3 PT				FTM-FTA	PCT	OR-DR	REB	AST	PF-QD	STL	TO	BLK	PTS-AVG
				FGM-FGA	PCT	FGM-FGA	PCT										
DAVIS	79	79	2646	779-1515	.514	21-81	.259	288-334	.862	90-154	244	364	184-1	96	226	5	1867-23.6
NANCE	69	67	2569	585-1062	.551	1-5	.200	381-493	.773	188-411	599	233	223-4	86	149	148	1552-22.5
EDWARDS	14	9	304	57-110	.518	0-0	—	54-70	.771	20-40	60	19	42-1	6	15	7	168-12.0
HUMPHRIES	82	82	2579	359-753	.477	5-27	.185	200-260	.769	62-198	260	632	239-1	112	195	9	923-11.3
ADAMS	68	40	1690	311-618	.503	0-1	.000	134-170	.788	91-247	338	223	207-3	62	139	37	756-11.1
SANDERS	82	4	1655	357-722	.494	2-17	.118	143-183	.781	101-170	271	126	210-1	61	105	23	859-10.5
PINCKNEY	80	65	2250	290-497	.584	0-2	.000	257-348	.739	179-401	580	116	196-1	86	135	54	837-10.5
BEDFORD	50	18	979	142-358	.397	0-1	.000	50-86	.581	79-167	246	57	125-1	18	85	37	334-6.7
ADDISON	62	12	711	146-331	.441	16-50	.320	51-64	.797	41-65	106	45	75-1	27	54	7	359-5.8
GONDREZICK	64	1	836	135-300	.450	4-17	.235	75-107	.701	47-63	110	81	91-0	25	56	4	349-5.5
HORNACEK	80	3	1561	159-350	.454	12-43	.279	94-121	.777	41-143	184	361	130-0	70	153	5	424-5.3
GATTISON	77	14	1104	148-311	.476	0-3	.000	108-171	.632	87-183	270	36	178-1	24	88	33	404-5.2
THOMPSON	24	2	331	42-105	.400	0-3	.000	27-33	.818	20-11	31	18	53-0	11	16	5	111-4.6
VANOS	57	14	640	65-158	.411	0-2	.000	38-59	.644	67-113	180	43	94-0	19	48	23	168-2.9
SUNS	82		19855	3575-7190	.497	61-252	.242	1900-2499	.760	1113-2366	3479	2354	2047-15	703	1498	397	9111-111.1
OPPONENTS	82		19855	3623-7336	.494	123-395	.311	1942-2570	.756	1235-2355	3590	2246	2034-20	799	1428	435	9311-113.5

Season Review 87-88


RECORD

28-54

When the Phoenix Suns projected their opening night lineup, rookie Head Coach **John Wetzel** envisioned a starting unit of **Larry Nance** and **Armon Gilliam** at forward, **James Edwards** at center with **Walter Davis** and **Jay Humphries** at guard. During the season's final month, the Suns' starting unit had evolved into **Eddie Johnson** at small forward, Gilliam at power forward, **Mark West** at center, **Kevin Johnson** and **Jeff Hornacek** at guard.

The Suns finished the season with a 28-54 record, their poorest record since their 16-66 expansion season in 1968-69. However, in Suns history, 1987-88 will likely be referred to as "The Year of the Trade." In late February, Suns Director of Player Personnel, **Cotton Fitzsimmons**, orchestrated a series of trades that changed the face and the fortunes of the Suns. In the largest single transaction to that point in the 20-year history of the Suns franchise, Fitzsimmons dealt Nance and **Mike Sanders**, along with Detroit's first-round pick in 1988 to Cleveland in exchange for the Cavs' first- and second-round draft picks in 1988, and players KJ, West and **Tyrone Corbin**. The Suns finished off the trading flurry by sending Humphries to Milwaukee for **Craig Hodges**.

The new-look Suns put together a respectable 11-9 record over the last quarter of the season and KJ won Rookie of the Month honors for April. Shortly after the end of the season, Wetzel was released and was replaced by Fitzsimmons, who was making his second appearance as the Suns' head coach.



FRONT ROW: Head Coach John Wetzel, Ron Moore, Jeff Cook, Armon Gilliam, Mark West, Alvan Adams, James Bailey, Assistant Coach Herb Brown, Trainer Joe Proski.

BACK ROW: Kevin Johnson, Jeff Hornacek, Walter Davis, Winston Crite, Kenny Gattison, Bernard Thompson, Eddie Johnson, Tyrone Corbin, Craig Hodges.

DATE	OPPONENT	ATTEND.	SCORE	REC.	W/L	DATE	OPPONENT	ATTEND.	SCORE	REC.	W/L
11/6	@PORTLAND	12,666	104-114	0-1	L	2/4	CHICAGO	14,471	101-113	13-29	L
11/7	@SEATTLE	14,252	96-112	0-2	L	2/9	LA CLIPPERS	8,756	106-100	14-29	W
11/10	GOLDEN STATE	9,470	123-109	1-2	W	2/10	@LA CLIPPERS	5,670	95-101	14-30	L
11/11	@GOLDEN STATE	8,560	115-130	1-3	L	2/12	INDIANA	11,719	102-107	14-31	L
11/13	@UTAH	12,212	92-109	1-4	L	2/13	@SACRAMENTO	10,333	116-114	15-31	W
11/14	SAN ANTONIO	9,686	124-113	2-4	W	2/15	BOSTON	14,371	106-107	15-32	L
11/18	UTAH	8,908	90-80	3-4	W	2/17	@UTAH	12,444	103-108	15-33	L
11/20	LA CLIPPERS	9,464	96-112	3-5	L	2/18	SAN ANTONIO	10,086	114-122	15-34	L
11/25	HOUSTON	11,112	103-109	3-6	L	2/20	DENVER	14,269	128-108	16-34	W
11/27	NEW JERSEY	9,749	113-107	4-6	W	2/22	@DALLAS	17,007	107-114	16-35	L
12/1	@PORTLAND	12,666	100-102	4-7	L	2/25	CLEVELAND	10,357	109-103	17-35	W
12/3	NEW YORK	9,678	120-114	5-7	W	2/27	WASHINGTON	14,286	106-116	17-36	L
12/5	PORTLAND	11,411	115-133	5-8	L	2/28	@LA LAKERS	17,505	97-111	17-37	L
12/6	@LA CLIPPERS	5,467	97-96	6-8	W	3/1	@SAN ANTONIO	5,151	109-114	17-38	L
12/9	ATLANTA	10,795	117-105	7-8	W	3/3	PORTLAND	10,435	112-135	17-39	L
12/11	@DALLAS	17,007	104-108*	7-9	L	3/4	@DENVER	13,212	108-116	17-40	L
12/12	@SEATTLE	7,262	110-129	7-10	L	3/8	@ATLANTA	10,507	113-143	17-41	L
12/15	@LA LAKERS	17,371	97-122	7-11	L	3/9	@WASHINGTON	8,122	111-115	17-42	L
12/18	PORTLAND	9,971	114-129	7-12	L	3/11	@DETROIT	21,612	88-116	17-43	L
12/20	@SACRAMENTO	10,333	120-109	8-12	W	3/13	@MILWAUKEE	11,052	107-117	17-44	L
12/22	@DENVER	8,823	104-119	8-13	L	3/15	SEATTLE	11,159	111-90	18-44	W
12/23	SEATTLE	10,351	102-103	8-14	L	3/16	@GOLDEN STATE	7,820	118-112	19-44	W
12/26	SACRAMENTO	10,328	110-112	8-15	L	3/19	LA LAKERS	14,471	102-95	20-44	W
12/28	PHILADELPHIA	13,041	117-101	9-15	W	3/21	LA CLIPPERS	10,602	107-99	21-44	W
12/30	@LA CLIPPERS	7,420	121-102	10-15	W	3/22	@UTAH	12,444	96-103	21-45	L
1/2	@CLEVELAND	9,106	107-120	10-16	L	3/24	MILWAUKEE	11,271	119-114	22-45	W
1/4	@PHILADELPHIA	7,851	114-122	10-17	L	3/26	DETROIT	14,025	103-108	22-46	L
1/5	@NEW YORK	11,003	100-95	11-17	W	3/30	GOLDEN STATE	10,662	123-105	23-46	W
1/7	DALLAS	11,473	91-105	11-18	L	4/2	@SEATTLE	9,790	107-151	23-47	L
1/9	@HOUSTON	16,611	98-104	11-19	L	4/5	UTAH	9,829	111-106	24-47	W
1/11	DENVER	9,802	127-115	12-19	W	4/6	@DALLAS	16,452	93-119	24-48	L
1/13	HOUSTON	10,114	117-106	13-19	W	4/8	@GOLDEN STATE	8,317	111-112	24-49	L
1/16	LA LAKERS	14,471	96-107	13-20	L	4/9	SACRAMENTO	10,575	95-92	25-49	W
1/18	@NEW JERSEY	8,074	113-117	13-21	L	4/11	DENVER	9,708	119-123	25-50	L
1/20	@BOSTON	14,890	115-131	13-22	L	4/13	SAN ANTONIO	10,822	123-116	26-50	W
1/22	@CHICAGO	17,725	108-118	13-23	L	4/15	@LA LAKERS	17,505	114-117	26-51	L
1/24	@INDIANA	10,842	109-128	13-24	L	4/16	SEATTLE	11,406	121-119*	27-51	W
1/27	DALLAS	10,592	102-121	13-25	L	4/19	GOLDEN STATE	8,939	122-107	28-51	W
1/29	@PORTLAND	12,666	119-128	13-26	L	4/20	@SEATTLE	8,570	98-121	28-52	L
1/30	SACRAMENTO	14,471	120-126	13-27	L	4/22	LA LAKERS	14,077	112-117	28-53	L
2/2	@HOUSTON	16,611	99-109	13-28	L	4/24	@HOUSTON	16,611	119-127	28-54	L

*Overtime

87-88 Final Statistics

PLAYER	G	GS	MIN	3 PT				FTM-FTA	PCT	OR-DR	REB	AST	PF-DQ	STL	TO	BLK	PTS-AVG
				FGM-FGA	PCT	FGM-FGA	PCT										
NANCE	40	34	1477	327-616	.531	2-5	.400	187-249	.751	119-275	394	123	152-7	45	106	96	843-21.1
DAVIS	68	48	1951	488-1031	.473	36-96	.375	205-231	.887	32-127	159	278	131-0	86	126	3	1217-17.9
E.JOHNSON	73	59	2177	533-1110	.480	24-94	.255	204-240	.850	121-197	318	180	190-0	33	139	9	1294-17.7
EDWARDS	43	42	1377	254-542	.469	0-1	.000	165-260	.635	97-238	335	73	159-2	14	108	32	673-15.7
GILLIAM	55	53	1807	342-720	.475	0-0	—	131-193	.679	134-300	434	72	143-1	58	123	29	815-14.8
HUMPHRIES	50	33	1557	264-484	.545	3-16	.188	103-139	.741	44-107	151	354	154-1	61	108	4	634-12.7
K.JOHNSON(PHX)	28	25	874	132-285	.463	3-15	.200	85-99	.859	26-93	119	244	59-0	43	64	7	352-12.6
WEST(PHX)	29	29	915	134-257	.521	0-1	.000	75-132	.568	82-160	242	24	107-2	22	82	68	343-11.8
HODGES(PHX)	23	0	462	87-178	.489	31-57	.544	27-32	.844	7-25	32	44	38-0	16	28	2	232-10.1
HORNACEK	82	49	2243	306-605	.506	17-58	.293	152-185	.822	71-191	262	540	151-0	107	156	10	781-9.5
CORBIN(PHX)	30	1	591	99-203	.488	1-3	.333	33-40	.825	48-82	130	59	53-0	30	38	3	232-7.7
ADAMS	82	25	1646	251-506	.496	1-2	.500	108-128	.844	118-247	365	183	245-3	82	140	41	611-7.5
SANDERS	35	5	466	82-171	.480	0-1	.000	39-53	.736	28-34	62	30	73-0	18	27	4	203-5.8
THOMPSON	37	7	566	74-159	.465	0-2	.000	43-60	.717	40-36	76	51	75-1	21	21	1	191-5.2
BAILEY	65	0	869	109-241	.452	0-4	.000	70-89	.787	73-137	210	42	180-1	17	70	28	288-4.4
MARTIN	10	0	101	16-51	.314	0-1	.000	8-13	.615	9-18	27	6	16-0	5	9	0	40-4.0
CRITE	29	0	258	34-68	.500	0-0	—	19-25	.760	27-37	64	15	42-0	5	25	8	87-3.0
MOORE(PHX)	5	0	34	5-16	.313	0-0	—	4-4	1.00	0-6	6	0	13-0	3	1	0	14-2.8
COOK	33	0	359	14-59	.237	0-1	.000	23-28	.821	37-69	106	14	64-1	9	14	8	51-1.5
SUNS	82		19730	3551-7302	.486	118-357	.331	1681-2200	.764	1113-2379	3492	2332	2045-19	675	1413	353	8901-108.5
OPPONENTS	82		19730	3609-7248	.498	128-421	.304	1922-2506	.767	1104-2416	3520	2225	1901-16	710	1296	441	9268-113.0

Season Review 88-89

RECORD

55-27

When the season began, no one predicted that the Suns would end up with the fourth-best record in the NBA and give the defending World Champion Los Angeles Lakers a serious run for the Pacific Division title. However, the Suns did just that on their way to the third-biggest turnaround in NBA history, improving by 27 games.

The 1988-89 Suns did not resemble any past Suns squads as **Jeff Hornacek** was the lone holdover from two years before. Director of Player Personnel **Cotton Fitzsimmons** took over as head coach prior to the season and brought assistant coaches **Paul Westphal**, **Lionel Hollins** and **Truck Robinson** on board.

The Suns won 55 games, including 18 of their last 22 games. They were the only team in the league to have three players average 20-plus points (**Tom Chambers** 25.7, **Eddie Johnson** 21.5, **Kevin Johnson** 20.4) and led the league with 118.6 points per game.

The Suns set a new Coliseum attendance record with an average of 12,465 fans at home and 18 sellouts, also a franchise record.

The Suns defeated Denver in the first round of the playoffs and won their second round series against Golden State 4-1. Next up were the Lakers in the Western Conference Finals. They played the Lakers tough but fell 4-0.

The Suns were showered with postseason awards. Eddie Johnson won the NBA Sixth Man Award, Kevin Johnson was named the Most Improved Player, Fitzsimmons won NBA Coach of the Year and President and CEO **Jerry Colangelo** was named NBA Executive of the Year for the third time. It was the first time in NBA history that a single team won four postseason league awards. Chambers and KJ were also selected to the All-NBA Second Team.



FRONT ROW: Assistant Coach Lionel Hollins, Assistant Coach Paul Westphal, Dan Majerle, Dean Garrett, Mark West, Armon Gilliam, Tyrone Corbin, Trainer Joe Proski, Head Coach Cotton Fitzsimmons.

BACK ROW: Kevin Johnson, Jeff Hornacek, Winston Crite, Eddie Johnson, Kenny Gattison, Andrew Lang, Tom Chambers, Tim Perry, Steve Kerr, Craig Hodges.

DATE	OPPONENT	ATTEND.	SCORE	REC.	W/L	DATE	OPPONENT	ATTEND.	SCORE	REC.	W/L
11/4	@PORTLAND	12,812	105-120	0-1	L	2/1	LA LAKERS	14,471	114-97	27-15	W
11/5	@GOLDEN STATE	15,025	104-117	0-2	L	2/3	@DALLAS	17,007	117-121	27-16	L
11/9	DALLAS	9,241	111-103	1-2	W	2/4	ATLANTA	14,471	116-118*	27-17	L
11/11	GOLDEN STATE	10,045	141-103	2-2	W	2/6	UTAH	12,058	104-87	28-17	W
11/12	@LA CLIPPERS	13,826	127-138*	2-3	L	2/9	LA CLIPPERS	11,089	120-113	29-17	W
11/15	@SACRAMENTO	16,517	119-89	3-3	W	2/15	SEATTLE	12,800	135-112	30-17	W
11/16	INDIANA	9,062	123-104	4-3	W	2/17	BOSTON	14,471	135-126	31-17	W
11/18	DETROIT	14,471	105-121	4-4	L	2/18	@SACRAMENTO	16,517	120-101	32-17	W
11/19	@UTAH	12,444	121-134	4-5	L	2/20	@UTAH	12,444	92-118	32-18	L
11/23	NEW JERSEY	9,046	129-133	4-6	L	2/21	GOLDEN STATE	12,468	139-121	33-18	W
11/25	SEATTLE	10,710	110-105	5-6	W	2/24	PHILADELPHIA	14,471	120-95	34-18	W
11/26	@SAN ANTONIO	10,583	104-117	5-7	L	2/26	@LA LAKERS	17,505	122-134	34-19	L
11/29	@HOUSTON	16,611	124-107	6-7	W	2/28	@PORTLAND	12,848	134-139	34-20	L
12/2	HOUSTON	9,809	110-95	7-7	W	3/2	SACRAMENTO	10,369	110-90	35-20	W
12/3	LA CLIPPERS	9,194	114-106*	8-7	W	3/4	LA CLIPPERS	14,471	133-91	36-20	W
12/6	WASHINGTON	8,123	130-92	9-7	W	3/6	@PHILADELPHIA	14,156	110-106	37-20	W
12/7	@LA LAKERS	17,353	111-125	9-8	L	3/7	@NEW YORK	17,621	119-124	37-21	L
12/9	GOLDEN STATE	11,636	110-105	10-8	W	3/10	@INDIANA	11,337	116-121	37-22	L
12/13	@SEATTLE	13,500	116-126	10-9	L	3/11	@MILWAUKEE	16,633	93-100	37-23	L
12/16	PORTLAND	11,196	132-125	11-9	W	3/13	@MIAMI	15,008	112-104	38-23	W
12/17	@PORTLAND	12,848	97-115	11-10	L	3/14	@ATLANTA	15,872	114-112	39-23	W
12/20	SAN ANTONIO	9,550	128-110	12-10	W	3/17	PORTLAND	14,090	129-124	40-23	W
12/22	@DENVER	9,677	126-118	13-10	W	3/18	SEATTLE	14,471	122-104	41-23	W
12/23	DENVER	10,274	119-107	14-10	W	3/20	MIAMI	12,315	115-97	42-23	W
12/26	LA LAKERS	14,471	111-96	15-10	W	3/22	CHICAGO	14,471	111-112	42-24	L
12/28	@DETROIT	21,454	100-106	15-11	L	3/23	@GOLDEN STATE	15,025	154-124	43-24	W
12/30	@NEW JERSEY	13,259	116-109	16-11	W	3/25	@LA CLIPPERS	10,903	123-103	44-24	W
1/2	@WASHINGTON	3,729	125-122	17-11	W	3/26	@LA LAKERS	17,505	116-118	44-25	L
1/4	@BOSTON	14,890	106-104	18-11	W	3/28	LA LAKERS	14,471	127-104	45-25	W
1/6	DALLAS	14,471	120-111	19-11	W	3/30	@SACRAMENTO	16,517	123-135	45-26	L
1/7	MIAMI	12,288	107-99	20-11	W	3/31	MILWAUKEE	14,471	122-104	46-26	W
1/9	@GOLDEN STATE	11,029	124-130	20-12	L	4/5	UTAH	14,471	114-104	47-26	W
1/11	CLEVELAND	14,471	121-124	20-13	L	4/6	@SEATTLE	14,457	126-119	48-26	W
1/13	SACRAMENTO	13,420	111-90	21-13	W	4/8	@LA CLIPPERS	10,459	115-97	49-26	W
1/16	@CLEVELAND	19,875	110-126	21-14	L	4/12	@DALLAS	16,851	109-94	50-26	W
1/17	@MIAMI — POSTPONED-UNSAFE CONDITIONS (MADE UP 4/19)					4/13	@HOUSTON	16,611	119-111	51-26	W
1/19	@CHARLOTTE	23,388	126-112	22-14	W	4/15	SAN ANTONIO	14,471	137-91	52-26	W
1/21	@CHICAGO	18,591	116-107	23-14	W	4/17	SACRAMENTO	14,471	140-85	53-26	W
1/24	CHARLOTTE	11,089	106-103	24-14	W	4/19	@MIAMI	15,008	117-91	54-26	W
1/27	NEW YORK	14,471	132-130	25-14	W	4/21	HOUSTON	14,471	101-112	54-27	L
1/28	@DENVER	17,022	138-142	25-15	L	4/22	@SEATTLE	12,995	121-111	55-27	W
1/30	DENVER	10,726	126-100	26-15	W						

*Overtime

88-89 Final Statistics

PLAYER	3 PT																	
	G	GS	MIN	FGM-FGA	PCT	FGM-FGA	PCT	FTM-FTA	PCT	OR-DR	REB	AST	PF-DQ	STL	TO	BLK	PTS-AVG	
CHAMBERS	81	81	3002	774-1643	.471	28-86	.326	509-598	.851	143-541	684	231	271-2	87	231	55	2085-25.7	
E.JOHNSON	70	7	2043	608-1224	.497	71-172	.413	217-250	.868	91-215	306	162	198-0	47	122	7	1504-21.5	
K.JOHNSON	81	81	3179	570-1128	.505	2-22	.091	508-576	.882	46-294	340	991	226-1	135	322	24	1650-20.4	
GILLIAM	74	60	2120	468-930	.503	0-0	—	240-323	.743	165-371	541	52	176-2	54	140	27	1176-15.9	
HORNACEK	78	73	2487	440-889	.495	27-81	.333	147-178	.826	75-191	266	465	188-0	129	111	8	1054-13.5	
MAJERLE	54	5	1354	181-432	.419	27-82	.329	78-127	.614	62-147	209	130	139-1	63	48	14	467-8.6	
CORBIN	77	30	1655	245-454	.540	0-2	.000	141-179	.788	176-222	398	118	222-2	82	92	13	631-8.2	
WEST	82	32	2019	243-372	.653	0-0	—	108-202	.535	167-384	551	39	273-4	35	103	187	594-7.2	
PERRY	62	15	614	108-201	.537	1-4	.250	40-65	.615	61-71	132	18	47-0	19	37	32	257-4.1	
HODGES	10	0	92	16-36	.444	4-12	.333	3-4	.750	2-3	5	8	8-0	2	5	0	39-3.9	
LANG	62	25	526	60-117	.513	0-0	—	39-60	.650	54-93	147	9	112-1	17	28	48	159-2.6	
KERR	26	0	157	20-46	.435	8-17	.471	6-9	.667	3-14	17	24	12-0	7	6	0	54-2.1	
DAVIS	2	0	7	1-5	.200	0-1	.000	2-2	1.00	1-0	1	0	1-0	0	0	0	4-2.0	
DUNN	34	1	321	12-35	.343	0-0	—	9-12	.750	30-30	60	25	35-0	12	6	1	33-1.0	
NEALY(PHX)	30	0	164	8-29	.276	0-2	.000	3-7	.429	18-37	55	8	22-0	4	6	0	19-0.6	
GATTISON	2	0	9	0-1	.000	0-0	—	1-2	.500	0-1	1	0	2-0	0	0	0	1-0.5	
CRITE	2	0	6	0-3	.000	0-0	—	0-0	—	1-0	1	0	1-0	0	1	0	0-0.0	
SUNS	82		19755	3754-7545	.498	168-481	.349	2051-2594	.791	1095-2619	3714	2280	1933-13	693	1279	416	9727-118.6	
OPPONENTS	82		19755	3589-7736	.464	181-568	.319	1737-2308	.753	1252-2458	3710	2166	2057-16	625	1368	437	9006-110.9	

Season Review 89-90

RECORD

54-28

The 1989-90 Suns featured eight returning players from the previous year's team and finished 54-28.


Phoenix ended the season second in the NBA in points scored (114.9) and 22 road wins established a new team record. The Suns also established a new NBA record on April 9 when they hit 61 free throws against Utah. The club won a single season team-record 19 in a row at home.

Tom Chambers set the club record for total points in a season (2,201) and scoring average (27.2) and placed fourth in the league in scoring average.

Head Coach **Cotton Fitzsimmons** reached the .500 mark for his career with a win over Philadelphia on February 24. It was the first time he was at the .500 level since March 7, 1976, when he was head coach of Atlanta. Fitzsimmons, the 1989 NBA Coach of the Year, was named Coach of the Month for February.

The Suns set an all-time regular season home attendance record on April 3 against Dallas, and played in front of 578,661 fans on the year. The Suns had 26 sellouts to set a new franchise record, topping the old mark of 18 set in 1988-89.

Phoenix began playoff competition with a hard-fought 3-2 series win over Utah. They then defeated the L.A. Lakers, 4-1, in the Western Conference Semifinals; the first time a Suns team defeated the Lakers in a seven-game playoff series. The Suns then lost to Portland, 4-2, in the conference finals. Chambers and **Kevin Johnson** were both named to the All-NBA Second Team.



FRONT ROW: NBA Scout Scotty Robertson, Assistant Coach Lionel Hollins, Kevin Johnson, Jeff Hornacek, Kenny Battle, Michael Morrison, Greg Grant, Assistant Coach Paul Westphal, Head Coach Cotton Fitzsimmons.

BACK ROW: Trainer Joe Proski, Ricky Blanton, Kurt Rambis, Andrew Lang, Tom Chambers, Mark West, Tim Perry, Eddie Johnson, Dan Majerle.

DATE	OPPONENT	ATTEND.	SCORE	REC.	W/L	DATE	OPPONENT	ATTEND.	SCORE	REC.	W/L
11/3	GOLDEN STATE	14,144	136-106	1-0	W	2/1	ATLANTA	14,143	102-90	26-16	W
11/4	@DENVER	12,439	132-135	1-1	L	2/3	HOUSTON	14,487	130-105	27-16	W
11/7	@LA LAKERS	17,505	107-111	1-2	L	2/4	@PORTLAND	12,884	121-123	27-17	L
11/10	SACRAMENTO	13,590	130-109	2-2	W	2/7	@SEATTLE	11,420	128-124	28-17	W
11/15	PORTLAND	12,728	109-107	3-2	W	2/13	@LA CLIPPERS	12,059	118-96	29-17	W
11/17	@PORTLAND	12,884	109-110	3-3	L	2/14	UTAH	14,487	114-103	30-17	W
11/18	WASHINGTON	13,607	118-107	4-3	W	2/16	GOLDEN STATE	14,487	135-114	31-17	W
11/21	@SAN ANTONIO	13,726	98-107	4-4	L	2/18	@GOLDEN STATE	15,025	131-113	32-17	W
11/22	CHICAGO	14,487	90-95	4-5	L	2/20	BOSTON	14,487	120-99	33-17	W
11/24	ORLANDO	13,173	121-94	5-5	W	2/22	@SACRAMENTO	17,014	104-98	34-17	W
11/29	DETROIT	14,487	103-111	5-6	L	2/24	PHILADELPHIA	14,487	129-99	35-17	W
12/1	LA CLIPPERS	13,240	111-90	6-6	W	2/27	DENVER	14,487	120-101	36-17	W
12/2	NEW YORK	14,033	112-122	6-7	L	3/1	@HOUSTON	14,705	104-112	36-18	L
12/7	@LA LAKERS	17,257	96-100	6-8	L	3/2	@DALLAS	17,007	102-108	36-19	L
12/8	MILWAUKEE	12,409	123-98	7-8	W	3/4	CLEVELAND	14,487	108-96	37-19	W
12/12	@HOUSTON	14,867	83-105	7-9	L	3/6	@ATLANTA	13,049	113-111	38-19	W
12/13	@UTAH	12,616	95-102	7-10	L	3/7	@WASHINGTON	7,810	113-111	39-19	W
12/15	HOUSTON	14,032	121-96	8-10	W	3/9	@INDIANA	10,960	134-130	40-19	W
12/17	@SACRAMENTO	17,014	125-113	9-10	W	3/10	@MINNESOTA	30,168	101-98*	41-19	W
12/20	INDIANA	13,329	130-131*	9-11	L	3/13	@UTAH	12,616	114-106	42-19	W
12/22	SAN ANTONIO	14,487	115-119	9-12	L	3/14	DENVER	14,487	138-108	43-19	W
12/23	LA CLIPPERS	12,567	104-100	10-12	W	3/16	MIAMI	14,487	129-103	44-19	W
12/26	PORTLAND	14,487	121-105	11-12	W	3/19	SAN ANTONIO	14,487	102-113	44-20	L
12/29	@MINNESOTA	25,699	118-101	12-12	W	3/21	CHARLOTTE	14,487	114-115*	44-21	L
12/30	@CLEVELAND	18,867	102-110	12-13	L	3/23	MINNESOTA	14,487	120-99	45-21	W
1/2	@NEW YORK	18,212	113-99	13-13	W	3/24	SEATTLE	14,487	121-95	46-21	W
1/4	DALLAS	14,487	119-102	14-13	W	3/26	@CHICAGO	17,884	92-121	46-22	L
1/6	@SEATTLE	14,430	110-120	14-14	L	3/27	@MILWAUKEE	15,493	127-133	46-23	L
1/9	LA LAKERS	14,487	121-118*	15-14	W	3/29	@CHARLOTTE	23,901	105-92	47-23	W
1/12	SACRAMENTO	14,487	111-96	16-14	W	3/30	@NEW JERSEY	13,328	126-119	48-23	W
1/13	@DENVER	14,070	119-111	17-14	W	4/1	@PHILADELPHIA	15,751	112-141	48-24	L
1/15	CHARLOTTE	13,643	118-108*	18-14	W	4/3	DALLAS	14,487	117-111	49-24	W
1/17	@DALLAS	17,007	108-88	19-14	W	4/6	LA LAKERS	14,487	99-103	49-25	L
1/18	MINNESOTA	14,070	113-96	20-14	W	4/7	@LA CLIPPERS	12,888	115-108	50-25	W
1/20	SEATTLE	14,487	117-98	21-14	W	4/9	UTAH	14,487	119-115*	51-25	W
1/22	@ORLANDO	15,077	126-103	22-14	W	4/12	@SACRAMENTO	17,014	116-114	52-25	W
1/23	@MIAMI	15,008	118-99	23-14	W	4/14	@SEATTLE	12,903	89-96	52-26	L
1/25	@CHARLOTTE	23,901	124-97	24-14	W	4/16	@GOLDEN STATE	15,025	141-129	53-26	W
1/26	@DETROIT	21,454	103-107	24-15	L	4/18	PORTLAND	14,487	120-128*	53-27	L
1/28	@BOSTON	14,890	118-126	24-16	L	4/20	GOLDEN STATE	14,487	123-106	54-27	W
1/30	NEW JERSEY	13,291	120-95	25-16	W	4/22	@SAN ANTONIO	15,910	93-108	54-28	L

*Overtime

89-90 Final Statistics

PLAYER	G	GS	MIN	3PT			FTM-FTA	PCT	OR-DR	REB	AST	PF-DQ	STL	TO	BLK	PTS-AVG	
				FGM-FGA	PCT	FGM-FGA											
CHAMBERS	81	81	3046	810-1617	.501	24-86	.279	557-647	.861	121-450	571	190	260-1	88	218	47	2201-27.2
K.JOHNSON	74	74	2782	578-1159	.499	8-41	.195	501-598	.838	42-228	270	846	143-0	95	263	14	1665-22.5
HORNACEK	67	60	2278	483-901	.536	40-98	.408	173-202	.856	86-557	313	337	144-2	117	125	14	1179-17.6
E.JOHNSON	64	4	1811	411-907	.453	70-184	.380	188-205	.917	69-177	246	107	174-4	32	108	10	1081-16.9
MAJERLE	73	23	2244	296-698	.424	19-80	.238	198-260	.762	144-286	430	188	177-5	100	82	32	809-11.1
WEST	82	79	2399	331-530	.625	0-0	—	199-288	.691	212-516	728	45	277-5	36	126	184	861-10.5
GILLIAM	16	7	267	52-121	.430	0-0	—	39-56	.696	26-44	70	8	28-0	6	17	5	143-8.9
MCGEE	14	7	280	42-87	.483	8-23	.348	10-21	.476	11-25	36	16	28-0	8	14	1	102-7.3
RAMBIS(TOT)	74	61	1904	190-373	.509	0-3	.000	82-127	.646	156-369	525	135	208-0	100	104	37	462-6.2
RAMBIS(PHX)	58	45	1456	132-257	.514	0-2	.000	52-72	.722	108-297	405	107	163-0	68	75	27	316-5.4
PERRY	60	18	612	100-195	.513	1-1	1.00	53-90	.589	79-73	152	17	76-0	21	47	22	254-4.2
BATTLE	59	8	729	93-170	.547	1-4	.250	55-82	.671	44-80	124	38	94-2	35	32	11	242-4.1
LANG	74	0	1011	97-174	.557	0-0	—	64-98	.653	83-188	271	21	171-1	22	41	133	258-3.5
GRANT	67	3	678	83-216	.384	3-16	.188	39-59	.661	16-43	59	168	58-0	36	77	1	208-3.1
LEGLER	11	0	83	11-29	.379	0-1	.000	6-6	1.00	4-4	8	6	12-0	2	4	0	28-2.5
MORRISON	36	1	153	23-68	.338	2-7	.286	24-30	.800	7-13	20	11	20-0	2	23	0	72-2.0
WILLIAMS	6	0	26	2-10	.200	0-0	—	1-2	.500	1-0	1	4	0-0	0	5	0	5-0.8
SUNS	82		19855	3544-7139	.496	176-543	.324	2159-2716	.795	1053-2651	3704	2109	1825-20	668	1275	501	9423-114.9
OPPONENTS	82		19855	3528-7588	.465	200-563	.355	1585-2163	.733	1202-2335	3537	2125	2151-33	677	1254	395	8841-107.8

Season Review 90-91

RECORD

55-27

Following two consecutive trips to the Western Conference Finals and two-straight 50-plus win seasons, expectations of the Suns were high. They did not disappoint as the club finished 55-27.


The Suns took off for Tokyo, Japan, to open the season with two games against Utah. It marked the first time that professional sports teams from the United States played regular season games outside of North America. The Suns and Jazz split the two games.

The Suns set several records versus Denver on November 10. In that game, Head Coach **Cotton Fitzsimmons** won his 700th career game, becoming only the seventh coach in NBA history to achieve that mark. As a team, the Suns set a new NBA record for points in a half, scoring 107 first-half points, and tied the record for points in a non-overtime game with 173 vs. Denver on November 10.

On November 27 in Portland, the Suns defeated the Trail Blazers 123-109, ending a 20-game losing streak in Portland.

Phoenix set another club record with its 13-3 mark in March, the most wins by a Suns team in any month.

Phoenix finished the year with a 32-9 record at home and a 23-18 mark on the road. The 23 road wins eclipsed the record of 22 set during the 1989-90 season. However, the Suns lost in the opening round of the playoffs, 3-1, to Utah.



FRONT ROW: Assistant Coach Scotty Robertson, Assistant Coach Lionel Hollins, Assistant Coach Paul Westphal, Negele Knight, Cedric Ceballos, Dan Majerle, Jeff Hornacek, Kevin Johnson, President/CEO Jerry Colangelo, Head Coach Cotton Fitzsimmons.

BACK ROW: Trainer Joe Proski, Xavier McDaniel, Ed Nealy, Tim Perry, Tom Chambers, Joe Barry Carroll, Andrew Lang, Mark West, Kurt Rambis, Ian Lockhart.

DATE	OPPONENT	ATTEND.	SCORE	REC.	W/L	DATE	OPPONENT	ATTEND.	SCORE	REC.	W/L
11/2	UTAH @ TOKYO	10,111	119-96	1-0	W	1/30	@MIAMI	15,008	115-104	28-14	W
11/3	UTAH @ TOKYO	10,111	101-102	1-1	L	2/1	@PHILADELPHIA	17,611	89-96	28-15	L
11/7	GOLDEN STATE	14,487	129-119	2-1	W	2/3	@DETROIT	21,454	112-97	29-15	W
11/10	DENVER	14,487	173-143	3-1	W	2/5	DENVER	14,487	126-103	30-15	W
11/13	@LA LAKERS	16,512	112-111	4-1	W	2/6	@UTAH	12,616	99-103	30-16	L
11/14	@LA CLIPPERS	11,812	102-108	4-2	L	2/12	LA LAKERS	14,487	99-95	31-16	W
11/16	LA CLIPPERS	14,487	121-110*	5-2	W	2/14	@SAN ANTONIO	15,908	106-97	32-16	W
11/17	@SAN ANTONIO	15,908	114-128	5-3	L	2/16	@HOUSTON	16,911	91-100	32-17	L
11/21	CHICAGO	14,487	109-107	6-3	W	2/19	BOSTON	14,487	109-105	33-17	W
11/23	NEW JERSEY	14,487	114-116	6-4	L	2/20	@LA CLIPPERS	11,068	113-93	34-17	W
11/27	@PORTLAND	12,884	123-109	7-4	W	2/22	@PORTLAND	12,884	106-127	34-18	L
11/29	SEATTLE	14,487	128-110	8-4	W	2/23	@SEATTLE	14,692	120-110	35-18	W
12/1	LA LAKERS	14,487	98-108	8-5	L	2/25	CHARLOTTE	14,487	128-108	36-18	W
12/4	@CHICAGO	18,094	127-155	8-6	L	2/27	ORLANDO	14,487	116-124	36-19	L
12/5	@INDIANA	8,557	121-126	8-7	L	3/1	SACRAMENTO	14,487	112-106	37-19	W
12/7	@NEW JERSEY	11,019	129-110	9-7	W	3/4	@CHARLOTTE	23,901	126-93	38-19	W
12/8	@ORLANDO	15,077	113-109	10-7	W	3/5	@NEW YORK	16,420	107-102	39-19	W
12/11	SACRAMENTO	14,487	113-90	11-7	W	3/7	@ATLANTA	12,184	106-104	40-19	W
12/13	ORLANDO	14,487	125-114	12-7	W	3/8	@WASHINGTON	15,311	117-91	41-19	W
12/15	@DENVER	13,696	142-134	13-7	W	3/10	@MINNESOTA	19,006	123-109	42-19	W
12/18	@DALLAS	17,007	114-95	14-7	W	3/13	PORTLAND	14,487	116-108	43-19	W
12/19	MINNESOTA	14,487	112-96	15-7	W	3/15	HOUSTON	14,487	128-135	43-20	L
12/21	SAN ANTONIO	14,487	128-132*	15-8	L	3/16	ATLANTA	14,487	128-116	44-20	W
12/22	@HOUSTON	14,996	102-122	15-9	L	3/18	INDIANA	14,487	111-103	45-20	W
12/26	DALLAS	14,487	115-88	16-9	W	3/20	@DALLAS	17,007	110-96	46-20	W
12/28	PHILADELPHIA	14,487	115-96	17-9	W	3/22	SEATTLE	14,487	105-111	46-21	L
12/29	MIAMI	14,487	134-95	18-9	W	3/23	@SACRAMENTO	17,014	100-95	47-21	W
1/2	@CLEVELAND	15,808	105-83	19-9	W	3/25	@LA CLIPPERS	12,000	94-106	47-22	L
1/4	@BOSTON	14,890	103-132	19-10	L	3/26	MINNESOTA	14,487	117-95	48-22	W
1/5	@MILWAUKEE	18,633	86-88	19-11	L	3/28	MILWAUKEE	14,487	102-88	49-22	W
1/7	@MINNESOTA	19,006	119-106	20-11	W	4/2	UTAH	14,487	131-117	50-22	W
1/9	CLEVELAND	14,487	113-105	21-11	W	4/4	LA LAKERS	14,487	98-102	50-23	L
1/11	HOUSTON	14,487	114-110	22-11	W	4/5	@GOLDEN STATE	15,025	101-118	50-24	L
1/12	@GOLDEN STATE	15,025	127-118	23-11	W	4/7	@LA LAKERS	17,505	85-93	50-25	L
1/15	WASHINGTON	14,487	127-97	24-11	W	4/9	GOLDEN STATE	14,487	120-106	51-25	W
1/18	DETROIT	14,487	103-102	25-11	W	4/12	DALLAS	14,487	103-91	52-25	W
1/19	@SACRAMENTO	17,014	97-101	25-12	L	4/14	SAN ANTONIO	14,487	101-109	52-26	L
1/22	@PORTLAND	12,884	116-123	25-13	L	4/16	@DENVER	8,298	153-118	53-26	W
1/25	SEATTLE	14,487	128-113	26-13	W	4/17	LA CLIPPERS	14,487	105-100	54-26	W
1/26	NEW YORK	14,487	112-94	27-13	W	4/19	@SEATTLE	12,591	93-104	54-27	L
1/29	@ORLANDO	15,077	112-114	27-14	L	4/21	PORTLAND	14,487	135-118	55-27	W

*Overtime

90-91 Final Statistics

PLAYER	G	GS	MIN	3PT				FTM-FTA	PCT	OR-DR	REB	AST	PF-QD	STL	TO	BLK	PTS-AVG
				FGM-FGA	PCT	FGM-FGA	PCT										
K.JOHNSON	77	76	2772	591-1145	.516	9-44	.205	519-616	.843	54-217	271	781	174-0	163	269	11	1710-22.2
CHAMBERS	76	75	2475	556-1271	.437	20-73	.274	379-459	.826	104-386	490	194	235-3	65	177	52	1511-19.9
MCDANIEL (TOT)	81	79	2634	590-1186	.497	0-8	.000	193-267	.723	173-384	557	187	264-2	76	184	46	1373-17.0
MCDANIEL (PHX)	66	64	2105	451-896	.503	0-5	.000	144-198	.727	137-339	476	149	214-2	50	144	42	1046-15.8
HORNACEK	80	77	2733	544-1051	.518	61-146	.418	201-224	.897	74-247	321	409	185-1	111	130	16	1350-16.9
MAJERLE	77	7	2281	397-821	.484	30-86	.349	227-298	.762	168-250	418	216	162-0	106	114	40	1051-13.6
E.JOHNSON	15	0	312	88-186	.473	6-21	.286	21-29	.724	16-30	46	17	37-0	9	24	2	203-13.5
CEBALLOS	63	0	730	204-419	.487	1-6	.167	110-166	.663	77-73	150	35	70-0	22	69	5	519-8.2
WEST	82	64	1957	247-382	.647	0-0	—	135-206	.655	171-393	564	37	266-2	32	86	161	629-7.7
BATTLE	16	4	263	38-86	.442	0-2	.000	20-29	.690	21-32	53	15	25-0	19	17	6	96-6.0
KNIGHT	64	6	792	131-308	.425	6-25	.240	71-118	.602	20-51	71	191	83-0	20	76	7	339-5.3
LANG	63	18	1152	109-189	.577	0-1	.000	93-130	.715	113-190	303	27	168-2	17	45	127	311-4.9
PERRY	46	2	587	75-144	.521	0-5	.000	43-70	.614	53-73	126	27	60-1	23	32	43	193-4.2
LOCKHART	1	0	2	1-1	1.000	0-0	—	2-2	1.00	0-0	0	0	0-0	0	0	0	4-4.0
RAMBIS	62	17	900	83-167	.497	0-2	.000	60-85	.706	77-189	266	64	107-1	25	45	11	226-3.6
CARROLL	11	0	96	13-36	.361	0-0	—	11-12	.917	3-21	24	11	18-0	1	12	8	37-3.4
NEALY	55	0	573	45-97	.464	5-16	.313	28-38	.737	44-107	151	36	46-0	24	19	4	123-2.2
SUNS	82		19730	3573-7199	.496	138-432	.319	2064-2680	.770	1132-2598	3730	2209	1850-12	687	1302	535	9348-114.0
OPPONENTS	82		19730	3462-7499	.462	182-584	.312	1705-2244	.760	1185-2298	3483	1972	2059-24	682	1282	463	8811-107.5

Season Review 91-92

RECORD**53-29**


The Suns' 53-29 record marked the fourth-straight year with 50 or more wins. The Suns opened the season with a grueling November in which they went 8-9, but rebounded to go 11-1 in December, 10-6 in January, 7-6 in an injury-plagued February, 12-3 in March and 5-4 in April.

The season included the franchise's 1,000th career win as the Suns became just the 12th franchise in NBA history to reach the 1,000-win plateau and only Milwaukee, Boston, Philadelphia and the Lakers did so in less time. Phoenix's 36-5 home record tied the team's previous best set during the 1978-90 and 1980-81 seasons.

Five Suns players — **Jeff Hornacek, Kevin Johnson, Dan Majerle, Tom Chambers** and **Tim Perry** — averaged double figure scoring as Phoenix averaged 112.1 points, second in the league.

The Suns completed their 24th and final season at Veterans Memorial Coliseum by setting a new regular season attendance record with sellouts in each of the 41 home games.

The Suns defeated San Antonio, 3-0, in the first round of the playoffs and lost to Portland, 4-1, in the second round. The last NBA game played at Veterans Memorial Coliseum was a 153-151 overtime loss May 11 in Game 4 against Portland. KJ scored 35 points for the Suns while Clyde Drexler pumped in 33 for the Blazers.



FRONT ROW: Strength Coach Robin Pound, Assistant Coach Scotty Robertson, Assistant Coach Lionel Hollins, Assistant Coach Paul Westphal, Negele Knight, Steve Burtt, Dan Majerle, Jeff Hornacek, Kevin Johnson, President/CEO Jerry Colangelo, Head Coach Cotton Fitzsimmons, Trainer Joe Proski.

BACK ROW: Ed Nealy, Tim Perry, Tom Chambers, Mark West, Andrew Lang, Jerrod Mustaf, Kurt Rambis, Cedric Ceballos, Assistant Trainer Matt Anderson.

DATE	OPPONENT	ATTEND.	SCORE	REC.	W/L	DATE	OPPONENT	ATTEND.	SCORE	REC.	W/L
11/1	@SEATTLE	12,863	99-95	1-0	W	1/24	@BOSTON	14,890	100-93	27-15	W
11/2	@PORTLAND	12,888	100-76	2-0	W	1/25	@WASHINGTON	11,791	121-115	28-15	W
11/5	INDIANA	14,496	105-111	2-1	L	1/29	NEW JERSEY	14,496	128-95	29-15	W
11/6	@LA CLIPPERS	9,383	87-111	2-2	L	1/31	@UTAH	19,911	116-117*	29-16	L
11/8	LA LAKERS	14,496	113-85	3-2	W	2/1	HOUSTON	14,496	106-92	30-16	W
11/9	@HOUSTON	15,506	95-96	3-3	L	2/3	LA LAKERS	14,496	113-104	31-16	W
11/12	@GOLDEN STATE	15,025	116-119	3-4	L	2/5	CHICAGO	14,496	126-114	32-16	W
11/13	BOSTON	14,496	111-117	3-5	L	2/12	PORTLAND	14,496	97-107	32-17	L
11/15	ATLANTA	14,496	97-113	3-6	L	2/14	@LA CLIPPERS	11,677	97-104	32-18	L
11/16	@DALLAS	17,364	88-91	3-7	L	2/15	WASHINGTON	14,496	124-98	33-18	W
11/19	@LA LAKERS	16,558	95-103	3-8	L	2/17	@SEATTLE	16,144	96-98	33-19	L
11/20	DENVER	14,496	113-97	4-8	W	2/18	@PORTLAND	12,888	116-129	33-20	L
11/22	LA CLIPPERS	14,496	105-97	5-8	W	2/21	@GOLDEN STATE	15,025	115-123	33-21	L
11/26	@SACRAMENTO	17,014	89-104	5-9	L	2/22	LA CLIPPERS	14,496	130-112	34-21	W
11/27	SACRAMENTO	14,496	141-100	6-9	W	2/24	NEW YORK	14,496	104-95	35-21	W
11/29	CHARLOTTE	14,496	131-111	7-9	W	2/26	CLEVELAND	14,496	103-100	36-21	W
11/30	UTAH	14,496	134-125*	8-9	W	2/28	@DALLAS	17,148	107-115	36-22	L
12/3	@MINNESOTA	18,582	101-95	9-9	W	3/1	UTAH	14,496	114-109	37-22	W
12/4	@INDIANA	9,597	114-108	10-9	W	3/3	HOUSTON	14,496	112-107*	38-22	W
12/6	@ORLANDO	15,151	122-105	11-9	W	3/5	SEATTLE	14,496	118-105	39-22	W
12/7	@MIAMI	15,008	109-108	12-9	W	3/7	@SAN ANTONIO	16,057	109-122	39-23	L
12/10	DETROIT	14,496	102-93	13-9	W	3/10	@CLEVELAND	16,719	100-102	39-24	L
12/13	@SAN ANTONIO	16,057	112-107	14-9	W	3/12	@MILWAUKEE	13,587	106-100	40-24	W
12/18	@DENVER	9,802	109-123	14-10	L	3/13	@PHILADELPHIA	16,798	108-104	41-24	W
12/20	SAN ANTONIO	14,496	116-91	15-10	W	3/15	@MINNESOTA	19,006	118-113	42-24	W
12/22	@LA LAKERS	17,505	100-88	16-10	W	3/17	DALLAS	14,496	92-81	43-24	W
12/26	MIAMI	14,496	132-104	17-10	W	3/20	LA CLIPPERS	14,496	101-114	43-25	L
12/28	DALLAS	14,496	121-103	18-10	W	3/21	MINNESOTA	14,496	121-105	44-25	W
12/30	@DETROIT	21,454	110-103	19-10	W	3/25	MILWAUKEE	14,496	132-104	45-25	W
1/2	@ATLANTA	12,215	105-123	19-11	L	3/27	PHILADELPHIA	14,496	117-113	46-25	W
1/4	@CHARLOTTE	23,698	108-113	19-12	L	3/28	@DENVER	17,002	121-101	47-25	W
1/5	@NEW YORK	17,850	104-108*	19-13	L	3/31	PORTLAND	14,496	128-111	48-25	W
1/8	DENVER	14,496	135-114	20-13	W	4/2	GOLDEN STATE	14,496	109-105	49-25	W
1/10	ORLANDO	14,496	118-107	21-13	W	4/3	@UTAH	19,911	94-113	49-26	L
1/11	GOLDEN STATE	14,496	130-118	22-13	W	4/5	@LA LAKERS	17,228	104-109	49-27	L
1/13	MINNESOTA	14,496	131-111	23-13	W	4/7	SACRAMENTO	14,496	103-101	50-27	W
1/15	@SACRAMENTO	17,014	128-111	24-13	W	4/9	@SEATTLE	11,223	104-119	50-28	L
1/17	SACRAMENTO	14,496	134-94	25-13	W	4/11	@GOLDEN STATE	15,025	125-134	50-29	L
1/19	PORTLAND	14,496	132-128*	26-13	W	4/14	SEATTLE	14,496	122-100	51-29	W
1/21	@CHICAGO	18,676	102-108	26-14	L	4/16	SAN ANTONIO	14,496	121-101	52-29	W
1/22	@NEW JERSEY	11,798	104-106	26-15	L	4/18	@HOUSTON	14,302	100-97	53-29	W

*Overtime

91-92 Final Statistics

PLAYER	G	GS	MIN	3 PT			FTM-FTA	PCT	OR-DR	REB	AST	PF-DQ	STL	TO	BLK	PTS-AVG	
				FGM-FGA	PCT	FGM-FGA											
HORNACEK	81	81	3078	635-1240	.512	83-189	.439	279-315	.886	106-301	407	411	218-1	158	170	31	1632-20.1
JOHNSON	78	78	2899	539-1125	.479	10-46	.217	448-555	.807	61-231	292	836	180-0	116	272	23	1536-19.7
MAJERLE	82	15	2853	551-1153	.478	87-228	.382	229-303	.756	148-335	483	274	158-0	131	101	43	1418-17.3
CHAMBERS	69	66	1948	426-989	.431	18-49	.367	258-311	.830	86-315	401	142	196-1	57	103	37	1128-16.3
PERRY	80	69	2483	413-789	.523	3-8	.375	153-215	.712	204-347	551	134	237-2	44	141	116	982-12.3
LANG	81	71	1965	248-475	.522	0-1	.000	126-164	.768	170-376	546	43	306-8	48	87	201	622-7.7
CEBALLOS	64	4	725	176-365	.482	1-6	.167	109-148	.736	60-92	152	50	52-0	16	71	11	462-7.2
WEST	82	11	1436	196-310	.632	0-0	—	109-171	.637	134-238	372	22	239-2	14	82	81	501-6.1
BURTT	31	2	356	74-160	.463	1-6	.167	38-54	.704	10-24	34	59	58-0	16	33	4	187-6.0
KNIGHT	42	1	631	103-217	.475	4-13	.308	33-48	.688	16-30	46	112	58-0	24	58	3	243-5.8
MUSTAF	52	3	545	92-193	.477	0-0	—	49-71	.690	45-100	145	45	59-0	21	51	16	233-4.5
RAMBIS	28	5	381	38-82	.463	0-0	—	14-18	.778	23-83	106	37	46-0	12	25	14	90-3.2
NEALY	52	4	505	62-121	.512	20-50	.400	16-24	.667	25-86	111	37	45-0	16	17	2	160-3.1
SUNS	82		19805	3553-7219	.492	227-596	.381	1861-2397	.776	1088-2558	3646	2202	1852-14	673	1242	582	9194-112.1
OPPONENTS	82		19805	3429-7477	.459	180-586	.307	1669-2207	.756	1218-2345	3563	1909	1931-11	659	1258	493	8707-106.2

Season Review 92-93

RECORD

62-20

The Suns had high expectations going into their 25th Anniversary season in the new America West Arena. Bolstered by a June 17, 1992, trade for **Charles Barkley** which sent **Jeff Hornacek**, **Andrew Lang** and **Tim Perry** to Philadelphia, Phoenix led the NBA with a franchise-record 62 wins. Phoenix also acquired veteran guard **Danny Ainge** and elevated **Paul Westphal** to head coach.


Westphal became the winningest rookie coach in NBA history and Barkley went on to become the first Phoenix player to be named NBA MVP.

The Suns began the season without **Kevin Johnson**, who missed 31 games due to injury. However, the Suns had a perfect December as Phoenix tied the NBA's third-best mark for a month with a 14-0 record.

At the All-Star Game, Phoenix was represented by the West's leading vote-getter Barkley and reserve **Dan Majerle**, as well as Westphal and his staff who led the West to victory.

Barkley averaged 25.6 points and 12.2 rebounds and led the Suns to their second Pacific Division title. The club led the NBA in scoring (113.4), broke the NBA record for three-pointers made (398) and set a franchise home attendance record (779,943). **Jerry Colangelo** was named NBA Executive of the Year for an unprecedented fourth time.

Down 0-2 against the L.A. Lakers in the first round of the playoffs, the Suns became the first team in history to come back and win 3-2. The Suns downed Seattle in seven games to earn a trip to the NBA Finals against Chicago. Phoenix lost the first two games at home, but won two of the next three in Chicago, including Game 3, a triple-overtime affair that saw Majerle tie an NBA Finals record with six three-pointers and KJ set an NBA Finals record with 62 total minutes played. But the Suns came up short as John Paxson buried a three-pointer with 3.9 seconds remaining in Game 6 in Phoenix to give the Bulls a 4-2 series win and their third-straight NBA Championship.



FRONT ROW: Assistant Coach Scotty Robertson, Assistant Coach Lionel Hollins, Head Coach Paul Westphal, Negele Knight, Frank Johnson, Charles Barkley, Danny Ainge, Kevin Johnson, President/CEO Jerry Colangelo, Senior Executive VP Cotton Fitzsimmons, Video Coach Garrick Barr, Trainer Joe Proski.

BACK ROW: Strength Coach Robin Pound, Cedric Ceballos, Tim Kempton, Jerrod Mustaf, Tom Chambers, Mark West, Oliver Miller, Richard Dumas, Dan Majerle, Assistant Trainer Matt Anderson.

DATE	OPPONENT	ATTEND.	SCORE	REC.	W/L	DATE	OPPONENT	ATTEND.	SCORE	REC.	W/L
11/7	LA CLIPPERS	19,023	111-105	1-0	W	2/5	LA LAKERS	19,023	132-104	33-9	W
11/10	@PORTLAND	12,888	89-100	1-1	L	2/7	ORLANDO	19,023	121-105	34-9	W
11/12	@UTAH	19,911	102-91	2-1	W	2/10	LA CLIPPERS	19,023	122-100	35-9	W
11/4	@MINNESOTA	19,006	108-101	3-1	W	2/11	@GOLDEN STATE	15,025	122-100	36-9	W
11/16	SEATTLE	19,023	117-108	4-1	W	2/13	@SEATTLE	14,812	95-94	36-10	L
11/18	SACRAMENTO	19,023	127-111	5-1	W	2/16	BOSTON	19,023	110-97	37-10	W
11/21	@LA CLIPPERS	14,419	107-111	5-2	L	2/18	ATLANTA	19,023	131-119	38-10	W
11/22	CHICAGO	19,023	111-128	5-3	L	2/23	@SAN ANTONIO	16,057	105-103	39-10	W
11/25	PORTLAND	19,023	121-117	6-3	W	2/25	@HOUSTON	16,611	104-131	39-11	L
11/27	GOLDEN STATE	19,023	121-107	7-3	W	2/26	UTAH	19,023	113-106	40-11	W
11/28	@GOLDEN STATE	15,025	131-134	7-4	L	2/28	CLEVELAND	19,023	94-101	40-12	L
12/1	CHARLOTTE	19,023	109-90	8-4	W	3/2	@PORTLAND	12,888	97-102	40-13	L
12/4	LA LAKERS	19,023	103-93	9-4	W	3/3	PHILADELPHIA	19,023	125-115	41-13	W
12/6	@MILWAUKEE	16,646	122-112	10-4	W	3/5	SACRAMENTO	19,023	130-122	42-13	W
12/8	@NEW JERSEY	16,514	105-100	11-4	W	3/6	@DALLAS	17,502	109-102	43-13	W
12/9	@CHARLOTTE	23,698	110-101	12-4	W	3/9	@SACRAMENTO	17,317	128-108	44-13	W
12/11	@ORLANDO	15,151	108-107	13-4	W	3/10	GOLDEN STATE	19,023	111-100	45-13	W
12/12	@MIAMI	15,008	122-118	14-4	W	3/12	DALLAS	19,023	116-98	46-13	W
12/15	WASHINGTON	19,023	125-110	15-4	W	3/13	NEW JERSEY	19,023	93-124	46-14	L
12/18	@LA LAKERS	16,734	116-100	16-4	W	3/17	PORTLAND	19,023	129-111	47-14	W
12/22	GOLDEN STATE	19,023	106-104	17-4	W	3/19	DETROIT	19,023	127-97	48-14	W
12/23	@DENVER	17,022	111-96	18-4	W	3/21	INDIANA	19,023	108-109	48-15	L
12/26	SEATTLE	19,023	113-110	19-4	W	3/23	NEW YORK	19,023	121-92	49-15	W
12/27	DENVER	19,023	129-88	20-4	W	3/24	@LA LAKERS	17,505	120-105	50-15	W
12/30	HOUSTON	19,023	133-110	21-4	W	3/26	MILWAUKEE	19,023	109-103	51-15	W
1/3	@SAN ANTONIO	16,057	113-114*	21-5	L	3/28	@PHILADELPHIA	18,168	110-100	52-15	W
1/5	@HOUSTON	13,755	106-104	22-5	W	3/30	@CHICAGO	18,676	113-109	53-15	W
1/7	@DALLAS	13,760	111-107	23-5	W	4/2	@BOSTON	14,890	118-114	54-15	W
1/12	@SEATTLE	14,812	113-122	23-6	L	4/4	@INDIANA	16,530	110-100	55-15	W
1/14	@SACRAMENTO	17,317	114-104	24-6	W	4/6	LA LAKERS	19,023	115-114	56-15	W
1/15	MIAMI	19,023	107-99	25-6	W	4/8	@SACRAMENTO	17,317	123-114	57-15	W
1/18	@NEW YORK	19,763	103-106	25-7	L	4/9	DENVER	19,023	98-97	58-15	W
1/20	@CLEVELAND	20,273	119-123	25-8	L	4/11	UTAH	19,023	112-99	59-15	W
1/22	@WASHINGTON	18,756	122-115	26-8	W	4/12	@LA CLIPPERS	15,989	104-111	59-16	L
1/23	@ATLANTA	16,531	110-91	27-8	W	4/14	MINNESOTA	19,023	98-84	60-16	W
1/25	@DETROIT	21,454	121-119	28-8	W	4/16	SEATTLE	19,023	102-108	60-17	L
1/27	@MINNESOTA	18,503	117-116*	29-8	W	4/17	@UTAH	19,911	101-110	60-18	L
1/29	SAN ANTONIO	19,023	125-110	30-8	W	4/19	HOUSTON	19,023	97-111	60-19	L
1/30	DALLAS	19,023	126-105	31-8	W	4/22	@PORTLAND	12,888	115-114	61-19	W
2/2	@LA CLIPPERS	15,989	108-112	31-9	L	4/24	SAN ANTONIO	19,023	99-97	62-19	W
2/3	MINNESOTA	19,023	122-102	32-9	W	4/25	@DENVER	17,022	118-120	62-20	L

*Overtime

92-93 Final Statistics

PLAYER	G	GS	MIN	3 PT				FTM-FTA	PCT	OR-DR	REB	AST	PF-QD	STL	TO	BLK	PTS-AVG
				FGM-FGA	PCT	FGM-FGA	PCT										
BARKLEY	76	76	2859	716-1376	.520	67-220	.305	445-582	.765	237-691	928	385	196-0	119	233	74	1944-25.6
MAJERLE	82	82	3199	509-1096	.464	167-438	.381	203-261	.778	120-263	383	311	180-0	138	133	33	1388-16.9
K. JOHNSON	49	47	1643	282-565	.499	1-8	.125	226-276	.819	30-74	104	384	100-0	85	151	19	791-16.1
DUMAS	48	32	1320	302-576	.524	1-3	.333	152-215	.707	100-123	233	60	127-0	85	92	39	757-15.8
CEBALLOS	74	46	1607	381-662	.576	0-2	.000	187-258	.725	172-236	408	77	103-1	54	106	28	949-12.8
CHAMBERS	73	0	1723	320-716	.447	11-28	.393	241-288	.837	96-249	345	101	212-2	43	92	23	892-12.2
AINGE	80	0	2163	327-730	.462	150-372	.403	123-145	.848	49-165	214	260	175-3	69	113	8	947-11.8
KNIGHT	52	35	888	124-317	.391	0-7	.000	67-86	.779	28-36	64	145	66-1	23	73	4	315-6.1
MILLER	56	1	1069	121-255	.475	0-3	.000	71-100	.710	70-205	275	118	145-0	38	108	100	313-5.6
WEST	82	82	1558	175-285	.614	0-0	—	86-166	.518	153-305	458	29	243-3	16	93	103	436-5.3
MUSTAF	32	9	336	57-130	.438	0-1	.000	33-53	.623	29-54	83	10	40-0	14	22	11	147-4.6
F. JOHNSON	77	0	1122	136-312	.436	1-12	.083	59-76	.776	41-72	113	186	112-0	60	80	8	332-4.3
STIVRINS (TOT)	19	0	76	19-39	.487	0-2	.000	3-4	.750	7-12	19	3	11-0	2	7	2	41-2.2
STIVRINS (PHX)	10	0	35	11-18	.611	0-1	.000	0-0	—	2-6	8	1	7-0	1	5	1	22-2.2
KEMPTON	30	0	167	19-48	.396	0-0	—	18-31	.581	12-27	39	19	30-0	4	16	4	56-1.9
RAMBIS	5	0	41	4-7	.571	0-0	—	1-2	.500	2-4	6	1	3-0	3	6	0	9-1.8
SUNS	82		19730	3494-7093	.493	398-1095	.363	1912-2539	.753	1141-2510	3651	2087	1739-10	752	1359	455	9298-113.4
OPPONENTS	82		19730	3500-7307	.479	250-750	.333	1502-2078	.723	1118-2316	3434	2107	2041-24	708	1328	512	8752-106.7

Season Review 93-94


RECORD

56-26

The Suns added veterans **A.C. Green** and **Joe Kleine** to their Western Conference Championship team, but battled injuries throughout the season. Despite losing 211 player games to injury and illness the Suns posted a 56-26 record, the fifth best overall mark in the NBA. The Suns posted an impressive 13-2 record in December, but the team's fortunes took a drastic turn for the worse in January. After playing the first two months of the season virtually injury-free, the Suns top two players, **Kevin Johnson** and **Charles Barkley**, went down with injuries. Johnson missed 15 games from January 5 to February 6 with a sprained right ankle and a bout with chicken pox. Barkley suffered a torn quadriceps tendon in his right knee, January 7, at Minnesota and missed the next 17 contests. The team struggled to a 7-8 mark, their first losing month since November 1991.

Cedric Ceballos, who returned to the lineup after missing the first 29 games, led the team during January and had two 40-point nights in a three-game stretch. Green averaged 19.3 points and led the team with 11.4 rebounds. Phoenix bounced back to capture an 8-4 mark in February. KJ, Barkley and **Danny Ainge** all returned to the lineup. KJ played in his third All-Star Game while Barkley, the league's leading vote-getter in balloting, was unable to play due to injury.

The Suns' march to the playoffs included a seven-game win streak. KJ had an impressive April, including a Suns record 25 assists in a win over San Antonio on April 6. The Suns beat Golden State 3-0 in the first round. In Game 3, Barkley scored 56 points, the third highest total ever in an NBA playoff game. After overcoming a 20-point fourth quarter deficit to take Game 1, the Suns again came from behind to win Game 2 of their second-round matchup against Houston. But, the eventual champion Rockets were too tough, and battled back to take the series 4-3.



FRONT ROW: Assistant Coach Scotty Robertson, Assistant Coach Lionel Hollins, Head Coach Paul Westphal, Duane Cooper, Frank Johnson, Charles Barkley, Danny Ainge, Kevin Johnson, Elliot Perry, Video Coach Garrick Barr, NBA Scout Todd Quinter, Senior Executive VP Cotton Fitzsimmons, Trainer Joe Proski.

BACK ROW: Strength Coach Robin Pound, Cedric Ceballos, A.C. Green, Jerrod Mustaf, Joe Kleine, Mark West, Malcolm Mackey, Oliver Miller, Dan Majerle, Assistant Trainer Aaron Nelson.

DATE	OPPONENT	ATTEND.	SCORE	REC.	W/L	DATE	OPPONENT	ATTEND.	SCORE	REC.	W/L
11/5	@LA LAKERS	17,505	108-116	0-1	L	2/1	LA CLIPPERS	19,023	108-106	29-13	W
11/7	SACRAMENTO	19,023	132-110	1-1	W	2/3	@PORTLAND	12,888	105-126	29-14	L
11/9	@LA CLIPPERS	12,112	114-99	2-1	W	2/6	CHICAGO	19,023	89-88	30-14	W
11/10	SAN ANTONIO	19,023	101-93	3-1	W	2/8	@LA LAKERS	12,100	104-107	30-15	L
11/13	@HOUSTON	16,611	95-99	3-2	L	2/9	MINNESOTA	19,023	111-106	31-15	W
11/16	@GOLDEN STATE	15,025	116-104	4-2	W	2/16	PORTLAND	19,023	126-100	32-15	W
11/19	PORTLAND	19,023	118-109	5-2	W	2/18	LA LAKERS	19,023	113-96	33-15	W
11/20	CLEVELAND	19,023	112-96	6-2	W	2/19	@HOUSTON	16,611	88-106	33-16	L
11/24	DENVER	19,023	130-97	7-2	W	2/21	SACRAMENTO	19,023	112-86	34-16	W
11/27	UTAH	19,023	120-98	8-2	W	2/24	@MINNESOTA	18,174	120-101	35-16	W
11/30	@CHICAGO	18,676	113-132	8-3	L	2/25	@UTAH	19,911	87-107	35-17	L
12/2	@DETROIT	21,454	102-101	9-3	W	2/27	NEW YORK	19,023	92-78	36-17	W
12/3	@NEW JERSEY	20,049	104-103	10-3	W	3/3	@GOLDEN STATE	15,025	107-120	36-18	L
12/5	@MILWAUKEE	18,255	117-98	11-3	W	3/4	MINNESOTA	19,023	106-101	37-18	W
12/9	WASHINGTON	19,023	114-95	12-3	W	3/6	UTAH	19,023	92-103	37-19	L
12/11	@DALLAS	17,502	114-103	13-3	W	3/8	@CHARLOTTE	23,698	89-97	37-20	L
12/13	MILWAUKEE	19,023	112-104	14-3	W	3/9	@WASHINGTON	18,223	142-106	38-20	W
12/15	GOLDEN STATE	19,023	110-104	15-3	W	3/11	@MIAMI	15,200	122-107	39-20	W
12/17	ORLANDO	19,023	101-104	15-4	L	3/13	@ORLANDO	15,291	100-93	40-20	W
12/18	LA CLIPPERS	19,023	116-109	16-4	W	3/15	@CLEVELAND	20,273	119-106	41-20	W
12/20	INDIANA	19,023	102-94	17-4	W	3/16	@INDIANA	16,587	98-109	41-21	L
12/21	@DENVER	17,171	95-121	17-5	L	3/18	DETROIT	19,023	113-114	41-22	L
12/23	@SEATTLE	14,813	87-86	18-5	W	3/19	NEW JERSEY	19,023	105-93	42-22	W
12/25	HOUSTON	19,023	111-91	19-5	W	3/22	MIAMI	19,023	124-118*	43-22	W
12/27	BOSTON	19,023	118-102	20-5	W	3/24	@SEATTLE	14,813	106-116	43-23	L
12/30	PHILADELPHIA	19,023	119-107	21-5	W	3/25	DALLAS	19,023	99-94	44-23	W
1/4	SEATTLE	19,023	106-112	21-6	L	3/27	HOUSTON	19,023	113-98	45-23	W
1/5	@UTAH	19,911	107-91	22-6	W	3/31	@LA CLIPPERS	16,005	117-102	46-23	W
1/7	@MINNESOTA	19,006	110-103	23-6	W	4/1	ATLANTA	19,023	93-87	47-23	W
1/9	GOLDEN STATE	19,023	122-107	24-6	W	4/3	DENVER	19,023	108-98	48-23	W
1/11	CHARLOTTE	19,023	93-95	24-7	L	4/5	@PORTLAND	12,888	113-135	48-24	L
1/13	@SAN ANTONIO	34,027	88-107	24-8	L	4/6	SAN ANTONIO	19,023	107-95	49-24	W
1/15	@SACRAMENTO	17,317	119-103	25-8	W	4/8	@SACRAMENTO	17,317	101-104	49-25	L
1/17	@GOLDEN STATE	15,025	99-104	25-9	L	4/10	@SEATTLE	14,813	108-111	49-26	L
1/18	DALLAS	19,023	113-103	26-9	W	4/12	@DENVER	17,171	107-102	50-26	W
1/20	@LA LAKERS	14,741	102-107	26-10	L	4/13	LA LAKERS	19,023	117-88	51-26	W
1/22	PORTLAND	19,023	118-117	27-10	W	4/16	@SAN ANTONIO	35,845	96-95	52-26	W
1/25	@NEW YORK	19,763	96-98	27-11	L	4/18	@DALLAS	13,931	106-97	53-26	W
1/26	@ATLANTA	14,689	107-116	27-12	L	4/19	SEATTLE	19,023	122-116	54-26	W
1/28	@PHILADELPHIA	18,168	108-103	28-12	W	4/22	LA CLIPPERS	19,023	127-121	55-26	W
1/30	@BOSTON	14,890	94-106	28-13	L	4/23	SACRAMENTO	19,023	101-100	56-26	W

*Overtime

93-94 Final Statistics

PLAYER	G	GS	MIN	3 PT			FTM-FTA	PCT	OR-DR	REB	AST	PF-QD	STL	TO	BLK	PTS-AVG
				FGM-FGA	PCT	FTM-FTA										
BARKLEY	65	65	2298	518-1046	.495	48-178	.270	.318-452	.704	198-529	727	296	160-1	101	206	37 1402-21.6
K. JOHNSON	67	67	2449	477-980	.487	6-27	.222	380-464	.819	55-112	167	637	127-1	125	235	10 1340-20.0
CEBALLOS	53	43	1602	425-795	.535	0-9	.000	160-221	.724	153-191	344	91	124-0	59	93	23 1010-19.1
MAJERLE	80	76	3207	476-1138	.418	192-503	.382	176-238	.739	120-229	349	275	153-0	129	137	43 1320-16.5
GREEN	82	55	2825	465-926	.502	8-35	.229	266-362	.735	275-478	753	137	143-0	70	100	38 1204-14.7
MILLER	69	30	1786	277-455	.609	2-9	.222	80-137	.584	140-336	476	244	230-1	83	164	156 636-9.2
AINGE	68	1	1555	224-537	.417	80-244	.328	78-94	.830	28-103	131	180	140-0	57	81	8 606-8.9
WEST	82	50	1236	162-286	.566	0-0	—	58-116	.500	112-183	295	33	214-4	31	74	109 382-4.7
F. JOHNSON	70	5	875	134-299	.448	2-12	.167	54-69	.783	29-53	82	148	120-0	41	65	1 324-4.6
PERRY	27	9	432	42-113	.372	0-3	.000	21-28	.750	12-27	39	125	36-0	25	43	1 105-3.9
KLEINE	74	4	848	125-256	.488	5-11	.455	30-39	.769	50-143	193	45	118-1	14	35	19 285-3.9
COURTNEY	33	1	168	40-78	.513	0-0	—	23-32	.719	14-13	27	9	23-0	3	10	6 103-3.1
MUSTAF	33	2	196	30-84	.357	0-0	—	13-22	.591	20-35	55	8	29-0	4	10	5 73-2.2
COOPER	23	2	136	18-41	.439	1-7	.143	11-15	.733	2-7	9	28	12-0	3	20	0 48-2.1
KNIGHT	1	0	8	1-4	.250	0-0	—	0-0	—	0-0	0	1	0-0	0	1	2-2.0
MACKEY	22	0	69	14-37	.378	0-2	.000	4-8	.500	12-12	24	1	9-0	0	2	3 32-1.5
HENRY	4	0	15	1-5	.200	0-2	.000	2-4	.500	0-2	2	4	1-0	0	1	0 4-1.0
SUNS	82		19705	3429-7080	.484	344-1042	.330	1674-2301	.728	1220-2453	3673	2261	1639-8	745	1305	460 8876-108.2
OPPONENTS	82		19705	3379-7135	.474	283-863	.328	1438-1998	.720	1086-2247	3333	2154	1870-16	748	1254	437 8479-103.4

Season Review 94-95

RECORD**59-23**


A flurry of offseason activity brought free agents **Danny Manning** and **Wayman Tisdale** to a talent-laden roster as six current or former All-Stars suited up. While the team appeared ready to take their final step toward an NBA title, injuries plagued the club early and often. **Charles Barkley** strained an abdominal muscle during preseason and missed the first 11 games. **Kevin Johnson** sat out 35 games during the year with leg injuries. Most damaging was the season-ending knee injury Manning suffered February 6, after averaging 17.9 points and 6.0 rebounds in 46 games.

Rookie **Wesley Person**, **Elliot Perry** and **Dan Majerle** enabled the Suns to withstand the injury firestorm and hold the NBA's top mark (38-10) at the break. Person earned a place on the NBA's All-Rookie Second Team. Perry finished second in voting for the NBA's Most Improved Player award, while Majerle became the first reserve to be voted to start on an All-Star team.

Majerle, Barkley and the rest of the West team were coached to a win by Suns Head Coach **Paul Westphal** at the 45th annual All-Star Game at America West Arena.

The Suns won eight of their last nine games to capture their third Pacific Division title and earn the second seed in the playoffs.

The Suns swept Portland, 3-0, setting up a rematch with Houston. Gaining momentum in the second round, the Suns took a 3-1 lead in the best-of-seven-game series. But the defending champions refused to give up and battled back to win three-straight, including an overtime victory in Game 5 and a one-point win in Game 7, on their way to a second-straight NBA championship.



FRONT ROW: Assistant Coach Scotty Robertson, Assistant Coach Lionel Hollins, Head Coach Paul Westphal, Trevor Ruffin, Wesley Person, Charles Barkley, Danny Ainge, Kevin Johnson, Elliot Perry, Video Coach Garrick Barr, NBA Scout Todd Quinter, Trainer Joe Proski.

BACK ROW: Strength Coach Robin Pound, Aaron Swinson, A.C. Green, Wayman Tisdale, Joe Kleine, Dan Schayes, Danny Manning, Antonio Lang, Dan Majerle, Assistant Trainer Aaron Nelson, Equipment Manager Rich Howell.

DATE	OPPONENT	ATTEND.	SCORE	REC.	W/L	DATE	OPPONENT	ATTEND.	SCORE	REC.	W/L	
11/4	@SACRAMENTO	17,317	89-107	0-1	L	1/29	@NEW YORK	19,763	88-107	33-9	L	
11/6	MIAMI	19,023	119-107	1-1	W	1/30	@CLEVELAND	20,562	89-82	34-9	W	
11/9	ATLANTA	19,023	106-102	2-1	W	2/1	LA LAKERS	19,023	118-109	35-9	W	
11/11	SEA. @TACOMA	16,352	123-129	2-2	L	2/3	CHICAGO	19,023	110-100	36-9	W	
11/12	LAC @ ANAHEIM	18,018	108-101	3-2	W	2/5	HOUSTON	19,023	100-124	36-10	L	
11/15	@PORTLAND	12,888	96-93	4-2	W	2/7	@DALLAS	17,502	114-113	37-10	W	
11/16	MINNESOTA	19,023	105-90	5-2	W	2/8	@UTAH	19,911	108-104	38-10	W	
11/18	PORTLAND	19,023	124-111	6-2	W	45th All-Star Game @ America West Arena (Feb. 12)						
11/21	@UTAH	19,911	91-106	6-3	L	2/15	PORTLAND	19,023	120-113*	39-10	W	
11/23	LA CLIPPERS	19,023	140-109	7-3	W	2/17	GOLDEN STATE	19,023	128-139*	39-11	L	
11/26	SAN ANTONIO	19,023	111-108	8-3	W	2/19	UTAH	19,023	110-107	40-11	W	
11/27	NEW JERSEY	19,023	115-110	9-3	W	2/21	BOSTON	19,023	121-129	40-12	L	
11/29	@MILWAUKEE	14,564	123-106	10-3	W	2/22	@SAN ANTONIO	34,215	100-105	40-13	L	
11/30	@CHICAGO	22,414	105-118	10-4	L	2/24	LA CLIPPERS	19,023	118-106	41-13	W	
12/2	@BOSTON	14,890	107-102	11-4	W	2/26	CHARLOTTE	19,023	103-92	42-13	W	
12/3	@DETROIT	21,454	97-107	11-5	L	2/28	@LA CLIPPERS	13,137	99-110	42-14	L	
12/6	@WASHINGTON	— POSTPONED-UNSAFE CONDITIONS (MADE UP 4/6)					3/1	@LA LAKERS	17,505	101-93	43-14	W
12/8	@NEW JERSEY	20,049	133-106	12-5	W	3/3	SEATTLE	19,023	122-118*	44-14	W	
12/10	@MINNESOTA	18,161	103-89	13-5	W	3/5	@GOLDEN STATE	15,025	122-112	45-14	W	
12/12	GOLDEN STATE	19,023	90-84	14-5	W	3/7	@HOUSTON	15,511	113-102	46-14	W	
12/14	SEATTLE	19,023	111-93	15-5	W	3/10	INDIANA	19,023	97-112	46-15	L	
12/16	NEW YORK	19,023	106-85	16-5	W	3/12	GOLDEN STATE	19,023	117-124*	46-16	L	
12/17	SACRAMENTO	19,023	109-98	17-5	W	3/14	DETROIT	19,023	116-109	47-16	W	
12/19	WASHINGTON	19,023	113-102	18-5	W	3/16	@CHARLOTTE	23,698	108-105	48-16	W	
12/22	@HOUSTON	16,611	106-114	18-6	L	3/18	@ATLANTA	16,378	117-122	48-17	L	
12/23	DENVER	19,023	126-110	19-6	W	3/19	@MIAMI	15,200	121-117*	49-17	W	
12/26	DALLAS	19,023	139-113	20-6	W	3/21	@ORLANDO	16,010	102-126	49-18	L	
12/27	@DALLAS	17,502	119-118	21-6	W	3/24	HOUSTON	19,023	97-99	49-19	L	
12/30	LA LAKERS	19,023	112-127	21-7	L	3/28	UTAH	19,023	102-111	49-20	L	
1/3	@SACRAMENTO	17,317	108-100	22-7	W	3/30	@SACRAMENTO	17,317	113-96	50-20	W	
1/4	PHILADELPHIA	19,023	127-122	23-7	W	3/31	MINNESOTA	19,023	106-96	51-20	W	
1/7	@DENVER	17,171	109-100	24-7	W	4/2	@SAN ANTONIO	35,888	106-109	51-21	L	
1/9	MILWAUKEE	19,023	119-102	25-7	W	4/4	@GOLDEN STATE	15,025	114-122	51-22	L	
1/11	@LA LAKERS	17,505	118-108	26-7	W	4/6	@WASHINGTON	18,756	127-123	52-22	W	
1/12	CLEVELAND	19,023	96-107	26-8	L	4/9	@PORTLAND	12,888	104-94	53-22	W	
1/14	@LA CLIPPERS	10,693	134-108	27-8	W	4/11	@SEATTLE	18,036	96-90	54-22	W	
1/17	DENVER	19,023	129-113	28-8	W	4/12	SAN ANTONIO	19,023	115-111	55-22	W	
1/19	@PORTLAND	12,888	122-115	29-8	W	4/14	@DENVER	17,171	87-102	55-23	L	
1/22	ORLANDO	19,023	111-110*	30-8	W	4/15	LA LAKERS	19,023	119-114	56-23	W	
1/24	@MINNESOTA	14,377	100-85	31-8	W	4/18	SACRAMENTO	19,023	111-101	57-23	W	
1/26	@INDIANA	16,698	92-86	32-8	W	4/21	DALLAS	19,023	110-99	58-23	W	
1/27	@PHILADELPHIA	18,168	108-107	33-8	W	4/23	SEATTLE	19,023	105-100	59-23	W	

*Overtime

94-95 Final Statistics

PLAYER	G	GS	MIN	3 PT				FTM-FTA	PCT	OR-DR	REB	AST	PF-QD	STL	TO	BLK	PTS-AVG
				FGM-FGA	PCT	FGM-FGA	PCT										
BARKLEY	68	66	2382	554-1141	.486	74-219	.338	379-507	.748	203-553	756	276	201-3	110	150	45	1561-23.0
MANNING	46	19	1510	340-622	.547	6-21	.286	136-202	.673	97-179	276	154	176-1	41	121	57	822-17.9
MAJERLE	82	46	3091	438-1031	.425	199-548	.363	206-282	.730	104-271	375	340	155-0	96	105	38	1281-15.6
JOHNSON	47	35	1352	246-523	.470	4-26	.154	234-289	.810	32-83	115	360	88-0	47	105	18	730-15.5
GREEN	82	52	2687	311-617	.504	43-127	.339	251-343	.732	194-475	669	127	146-0	55	114	31	916-11.2
PERSON	78	56	1800	309-638	.484	116-266	.436	80-101	.792	67-134	201	105	149-0	48	79	24	814-10.4
TSIDALE	65	13	1276	278-574	.484	0-0	—	94-122	.770	83-164	247	45	190-3	29	64	27	650-10.0
PERRY	82	51	1977	306-588	.520	25-60	.417	158-195	.810	51-100	151	394	142-0	156	163	4	795-9.7
AINGE	74	1	1374	194-422	.460	78-214	.364	105-130	.808	25-84	109	210	155-1	46	79	7	571-7.7
DUMAS	15	1	167	37-73	.507	0-1	.000	8-16	.500	18-11	29	7	22-0	10	9	2	82-5.5
RUFFIN	49	1	319	84-197	.426	38-99	.384	27-38	.711	8-15	23	48	52-0	14	47	2	233-4.8
SCHAYES	69	27	823	126-248	.508	1-1	1.00	50-69	.725	57-151	208	89	170-0	20	64	37	303-4.4
KLEINE	75	42	968	119-265	.449	0-2	.000	42-49	.857	82-177	259	39	174-2	114	35	18	280-3.7
SWINSON	9	0	51	10-18	.556	0-0	—	4-5	.800	3-5	8	3	8-0	1	5	0	24-2.7
LANG	12	0	53	4-10	.400	0-0	—	3-4	.750	3-1	4	1	11-0	0	5	2	11-0.9
SUNS	82		19830	3356-6967	.482	584-1584	.369	1777-2352	.756	1027-2403	3430	2198	1839-10	687	1167	312	9073-110.6
OPPONENTS	82		19830	3320-6963	.477	525-1544	.340	1590-2138	.744	1038-2431	3469	2149	2026-22	658	1285	391	8755-106.8

Season Review 95-96

RECORD

41-41

Several outstanding individual performances and historical milestones highlighted the season, most notably **Charles Barkley** becoming the 10th player in NBA history to reach the 20,000 point-10,000 rebound level (Feb. 19 vs. Vancouver).


The Suns failed to win 50 or more games for the first time since 1987-88 and endured 26 lineup changes and 296 games missed due to injury/illness.

At the start of training camp, the Suns acquired **John "Hot Rod" Williams** from Cleveland for **Dan Majerle**, **Antonio Lang** and a conditional first-round draft pick. On January 16, **Cotton Fitzsimmons** replaced **Paul Westphal** as head coach and guided the team to a 27-22 record in his third stint at the Suns helm.

Danny Manning missed the first 42 games recovering from a torn anterior cruciate ligament in his left knee, but played in 33 of the remaining 40 and averaged 13.4 points and 4.3 rebounds. Barkley averaged 23.2 points and 11.6 rebounds, his best averages since earning the league MVP award in 1993. He was also Player of the Month for February. **Kevin Johnson**, the NBA's Player of the Week (April 7), overcame early-season injuries that forced him to miss 26 games and averaged 18.7 points and 9.2 assists.

Michael Finley, who was named to the NBA All-Rookie First Team, became the first Suns rookie since **Walter Davis** to score 1,000 points. **A.C. Green** completed his ninth-straight season without missing a game and pushed his consecutive games played streak to 813, third in NBA history.

The Suns were the No. 7 seed in the West and were without Finley, who suffered a sprained left ankle in the final quarter of the season finale at Houston. For the first time since 1991, the Suns lost in the first round, as San Antonio scored a 3-1 series win.



FRONT ROW: Head Coach Cotton Fitzsimmons, Assistant Coach Donn Nelson, Assistant Coach Paul Silas, Terrence Rencher, Wesley Person, Charles Barkley, Michael Finley, Kevin Johnson, Elliot Perry, Equipment Manager Rich Howell, Assistant Trainer Aaron Nelson, Trainer Joe Proski.

BACK ROW: Strength Coach Robin Pound, Chris Carr, Wayman Tisdale, A.C. Green, Joe Kleine, John Coker, John Williams, Mario Bennett, Danny Manning, Video Coach Garrick Barr, NBA Scout Todd Quinter.

DATE	OPPONENT	ATTEND.	SCORE	REC.	W/L	DATE	OPPONENT	ATTEND.	SCORE	REC.	W/L
11/3	@LA CLIPPERS	13,281	106-112	0-1	L	1/31	@ATLANTA	13,350	120-84	19-23	W
11/5	HOUSTON	19,023	104-106	0-2	L	2/2	@CLEVELAND	20,562	85-107	19-24	L
11/7	@NEW YORK	19,763	102-94	1-2	W	2/4	@WASHINGTON	18,756	123-115*	20-24	W
11/8	@BOSTON	17,848	109-113	1-3	L	2/6	CHICAGO	19,023	106-96	21-24	W
11/10	@TORONTO	25,207	112-108	2-3	W	2/8	NEW JERSEY	19,023	107-102	22-24	W
11/12	GOLDEN STATE	19,023	112-109	3-3	W	2/13	SEATTLE	19,023	98-102	22-25	L
11/15	DENVER	19,023	127-137***	3-4	L	2/15	@PORTLAND	21,118	96-84	23-25	W
11/17	@SACRAMENTO	17,317	96-105	3-5	L	2/16	@SEATTLE	17,072	99-117	23-26	L
11/18	PORTLAND	19,023	107-102	4-5	W	2/19	VANCOUVER	19,023	98-94*	24-26	W
11/22	ATLANTA	19,023	117-112	5-5	W	2/21	BOSTON	19,023	120-107	25-26	W
11/25	LA LAKERS	19,023	114-113	6-5	W	2/23	TORONTO	19,023	110-105	26-26	W
11/27	UTAH	19,023	105-114	6-6	L	2/25	NEW YORK	19,023	113-105	27-26	W
11/29	@LA LAKERS	13,484	96-107	6-7	L	2/26	@UTAH	19,911	87-110	27-27	L
12/1	MINNESOTA	19,023	111-105	7-7	W	2/28	@MINNESOTA	13,108	117-93	28-27	W
12/2	@SAN ANTONIO	27,566	93-101	7-8	L	3/1	DETROIT	19,023	97-102	28-28	L
12/5	VANCOUVER	19,023	112-108	8-8	W	3/3	@DALLAS	17,502	121-114	29-28	W
12/8	@DENVER	17,171	98-103	8-9	L	3/5	INDIANA	19,023	108-95	30-28	W
12/9	MIAMI	19,023	92-94	8-10	L	3/7	@DENVER	17,171	92-103	30-29	L
12/12	CHARLOTTE	19,023	100-115	8-11	L	3/8	LA LAKERS	19,023	97-119	30-30	L
12/16	@DALLAS	17,502	111-108*	9-11	W	3/10	@ORLANDO	17,248	106-122	30-31	L
12/19	@HOUSTON	16,285	96-103	9-12	L	3/12	@NEW JERSEY	19,074	98-88	31-31	W
12/20	WASHINGTON	19,023	106-104*	10-12	W	3/13	@DETROIT	17,443	115-118	31-32	L
12/22	@VANCOUVER	17,636	101-80	11-12	W	3/15	@PHILADELPHIA	16,514	128-102	32-32	W
12/25	SAN ANTONIO	19,023	100-105	11-13	L	3/17	@CHARLOTTE	24,042	102-103	32-33	L
12/27	PHILADELPHIA	19,023	105-90	12-13	W	3/21	GOLDEN STATE	19,023	104-96	33-33	W
12/29	DENVER	19,023	103-92	13-13	W	3/23	@GOLDEN STATE	15,025	89-98	33-34	L
12/30	SEATTLE	19,023	112-123*	13-14	L	3/24	LA CLIPPERS	19,023	103-92	34-34	W
1/4	MINNESOTA	19,023	93-98	13-15	L	3/26	SACRAMENTO	19,023	102-98	35-34	W
1/5	@LA CLIPPERS	8,626	88-94	13-16	L	3/29	MILWAUKEE	19,023	108-85	36-34	W
1/9	LA CLIPPERS	19,023	100-105	13-17	L	3/31	@SAN ANTONIO	32,272	83-97	36-35	L
1/11	@GOLDEN STATE	15,025	111-106	14-17	W	4/2	SAN ANTONIO	19,023	111-104	37-35	W
1/12	DALLAS	19,023	130-140*	14-18	L	4/4	UTAH	19,023	107-100	38-35	W
1/14	CLEVELAND	19,023	74-89	14-19	L	4/5	@SEATTLE	17,072	121-130**	38-36	L
1/17	ORLANDO	19,023	95-113	14-20	L	4/7	@VANCOUVER	19,193	112-92	39-36	W
1/19	@PORTLAND	21,401	84-101	14-21	L	4/9	PORTLAND	19,023	91-98	39-37	L
1/21	SACRAMENTO	19,023	111-97	15-21	W	4/10	@UTAH	19,911	79-103	39-38	L
1/23	@INDIANA	16,509	102-117	15-22	L	4/14	@LA LAKERS	17,503	114-118	39-39	L
1/24	@MINNESOTA	15,117	101-91	16-22	W	4/16	HOUSTON	19,023	111-100	40-39	W
1/26	@MILWAUKEE	18,633	107-97	17-22	W	4/17	@SACRAMENTO	17,317	102-103	40-40	L
1/28	@CHICAGO	23,927	82-93	17-23	L	4/19	DALLAS	19,023	123-103	41-40	W
1/30	@MIAMI	14,851	114-99	18-23	W	4/21	@HOUSTON	16,285	110-118	41-41	L

*Overtime

95-96 Final Statistics

PLAYER	G	GS	MIN	3PT			FTM-FTA	PCT	OR-DR	REB	AST	PF-DQ	STL	TO	BLK	PTS-AVG	
				FGM-FGA	PCT	FGM-FGA											
BARKLEY	77	71	2632	580-1160	.500	49-175	.280	440-566	.777	243-578	821	262	208-3	114	218	56	1649-23.2
JOHNSON	56	55	2007	342-674	.507	21-57	.368	342-398	.859	42-179	221	517	144-0	82	170	13	1047-18.7
FINLEY	82	72	3212	465-976	.476	61-186	.328	242-323	.749	139-235	374	289	199-1	85	133	31	1233-15.0
MANNING	33	4	816	178-388	.459	3-14	.214	82-109	.752	30-113	143	65	121-2	38	77	24	441-13.4
PERSON	82	47	2609	390-877	.445	117-313	.374	148-192	.771	56-265	321	138	148-0	55	89	22	1045-12.7
TISDALE	63	6	1152	279-564	.495	0-0	—	114-149	.765	55-159	214	58	188-2	15	63	36	672-10.7
PERRY	81	26	1668	261-549	.475	24-59	.407	151-194	.778	34-102	136	353	140-1	87	146	5	697-8.6
GREEN	82	36	2113	215-444	.484	14-52	.269	168-237	.709	166-388	554	72	141-1	45	79	23	612-7.5
WILLIAMS	62	58	1652	180-397	.453	0-1	.000	95-130	.731	129-243	372	62	170-2	46	62	90	455-7.3
SMITH	34	2	528	70-173	.405	25-77	.325	24-37	.649	24-32	56	86	60-1	21	40	5	189-5.6
BENNETT	19	14	230	29-64	.453	0-1	.000	27-42	.643	21-28	49	6	46-0	11	11	11	85-4.5
CARR	60	10	590	90-217	.415	11-42	.262	49-60	.817	27-75	102	43	77-1	10	40	5	240-4.0
RENCHER (TOT)	36	1	405	33-100	.330	9-29	.310	31-46	.674	9-35	44	54	37-0	16	43	2	106-2.9
RENCHER(PHX)	2	0	8	1-1	1.000	0-0	—	1-3	.333	0-2	2	0	1-0	0	2	1	3-1.5
KLEINE	56	9	663	71-169	.420	2-7	.286	20-25	.800	36-96	132	44	113-0	13	37	6	164-2.9
COKER	5	0	11	4-5	.800	0-0	—	0-0	—	2-0	2	1	1-0	0	0	1	8-1.6
RUSCONI	7	0	30	3-9	.333	0-0	—	2-5	.400	3-3	6	3	10-0	0	3	2	8-1.1
WOOD	4	0	34	1-6	.167	0-0	—	2-2	1.000	2-3	5	2	9-0	1	2	0	4-1.0
SUNS	82		19955	3159-6673	.473	327-984	.332	1907-2472	.771	1009-2501	3510	2001	1776-14	623	1207	331	8552-104.3
OPPONENTS	82		19955	3217-6837	.471	551-1492	.369	1540-2083	.739	1003-2382	3385	2088	2011-28	586	1191	420	8525-104.0

Season Review 96-97

RECORD

40-42


In a season of growth and transition, Phoenix overcame a club-worst 0-13 start and qualified for the postseason. The Suns became the first team in NBA history to make the playoffs after losing its first 13 games.

The reshaping of the team began with the offseason trade of **Charles Barkley** to Houston in exchange for veterans **Chuckley Brown**, **Mark Bryant**, **Robert Horry** and **Sam Cassell** and the signing of free agent **Rex Chapman** and rookie **Steve Nash**. Then on December 26, 1996, the Suns acquired All-Star guard **Jason Kidd** from Dallas, along with **Tony Dumas** and **Loren Meyer**, for fan favorites **Michael Finley**, **A.C. Green** and Cassell. Less than a month after the Kidd trade, former Sun **Cedric Ceballos** was re-acquired in a deal that sent Horry and **Joe Kleine** to the Lakers.

Bolstered by the improved lineup and new Head Coach **Danny Ainge**, who took the reins from **Cotton Fitzsimmons** on November 15, 1996, the new-look Suns compiled a 19-6 mark over the final two months of the season and qualified for the playoffs. The "small ball" group of **Kevin Johnson**, Kidd, Chapman and **Wesley Person** carried the bulk of the scoring load down the stretch. Phoenix averaged a league-best 109.9 points in that time. The club's torrid second half included an 11-game winning streak from March 20 to April 10 that enabled Phoenix to become the first team in league history to own a double-digit losing streak and a double-digit winning steak in the same season.

While the Suns fell 3-2 to Seattle in the first round of the 1997 postseason, the series was memorable. Chapman's running, one-handed three-pointer with 1.7 seconds remaining in Game 4 sent the game into overtime. Chapman connected on an NBA-record nine three-pointers and had a playoff career-high 42 points in the Suns' Game 1 win at Seattle.

KJ became just the sixth player in league history to record 11,500 points, 6,000 assists, 2,000 rebounds and 1,000 steals for his career.



FRONT ROW: Trainer Joe Proski, Assistant Scout Jae Staats, Video Coach Garrick Barr, Assistant Coach Donn Nelson, Assistant Coach Paul Silas, Rex Chapman, Wesley Person, Jason Kidd, Kevin Johnson, Steve Nash, Assistant Coach Frank Johnson, Head Coach Danny Ainge, NBA Scout Todd Quinter, Assistant Trainer Aaron Nelson, Equipment Manager Rich Howell.

BACK ROW: Cedric Ceballos, Danny Manning, Horacio Llamas, Loren Meyer, John Williams, Mark Bryant, Wayman Tisdale, Ben Davis, Strength Coach Robin Pound.

DATE	OPPONENT	ATTEND.	SCORE	REC.	W/L	DATE	OPPONENT	ATTEND.	SCORE	REC.	W/L
11/1	@LA LAKERS	17,505	82-96	0-1	L	1/24	PORTLAND	19,023	105-115	15-27	L
11/2	HOUSTON	19,023	95-110	0-2	L	1/27	@MIAMI	14,809	97-125	15-28	L
11/5	MINNESOTA	19,023	95-98	0-3	L	1/29	@ORLANDO	17,248	105-112	15-29	L
11/7	SEATTLE	19,023	98-103	0-4	L	1/30	@NEW JERSEY	15,540	101-113	15-30	L
11/9	@PHILADELPHIA	17,006	95-112	0-5	L	2/1	@TORONTO	19,405	86-110	15-31	L
11/11	@CHICAGO	23,807	79-97	0-6	L	2/2	@DETROIT	21,454	106-97	16-31	W
11/12	@MILWAUKEE	13,565	89-99*	0-7	L	2/5	ATLANTA	19,023	99-81	17-31	W
11/14	@VANCOUVER	15,158	89-92	0-8	L	2/11	@PORTLAND	20,110	108-111	17-32	L
11/17	LA LAKERS	19,023	88-102	0-9	L	2/12	BOSTON	19,023	131-100	18-32	W
11/20	CHICAGO	19,023	99-113	0-10	L	2/14	LA CLIPPERS	19,023	110-93	19-32	W
11/21	@HOUSTON	16,285	105-115	0-11	L	2/16	@MINNESOTA	18,774	96-107	19-33	L
11/24	MIAMI	19,023	84-87	0-12	L	2/18	@NEW YORK	19,763	94-95	19-34	L
11/26	@DENVER	9,226	108-117	0-13	L	2/19	@CHARLOTTE	24,042	115-123	19-35	L
11/27	NEW JERSEY	19,023	99-77	1-13	W	2/21	CLEVELAND	19,023	94-88	20-35	W
11/29	@SEATTLE	17,072	92-105	1-14	L	2/23	DALLAS	19,023	86-88	20-36	L
12/4	GOLDEN STATE	19,023	118-87	2-14	W	2/26	PHILADELPHIA	19,023	111-104	21-36	W
12/6	@SACRAMENTO	17,317	101-95	3-14	W	3/2	@DALLAS	14,832	109-108*	22-36	W
12/8	INDIANA	19,023	106-93	4-14	W	3/5	PORTLAND	19,023	99-121	22-37	L
12/10	SAN ANTONIO	19,023	93-76	5-14	W	3/7	SACRAMENTO	19,023	104-87	23-37	W
12/12	@UTAH	19,911	95-87	6-14	W	3/9	ORLANDO	19,023	121-85	24-37	W
12/13	@MINNESOTA	17,097	105-108	6-15	L	3/11	TORONTO	19,023	101-105	24-38	L
12/15	VANCOUVER	19,023	103-84	7-15	W	3/13	@LA CLIPPERS	7,018	112-96	25-38	W
12/16	@LA CLIPPERS	12,049	121-122*	7-16	L	3/15	DALLAS	19,023	101-76	26-38	W
12/18	WASHINGTON	19,023	114-107	8-16	W	3/17	@GOLDEN STATE	17,029	116-95	27-38	W
12/21	@SAN ANTONIO	16,053	88-101	8-17	L	3/18	LA CLIPPERS	19,023	111-121	27-39	L
12/23	DENVER	19,023	109-112*	8-18	L	3/20	SAN ANTONIO	19,023	113-106	28-39	W
12/25	LA LAKERS	19,023	87-108	8-19	L	3/22	@HOUSTON	16,285	104-99	29-39	W
12/28	@VANCOUVER	16,757	103-98	9-19	W	3/25	MILWAUKEE	19,023	117-112	30-39	W
12/30	SACRAMENTO	19,023	100-88	10-19	W	3/26	@SEATTLE	17,017	109-107	31-39	W
1/2	@CLEVELAND	15,272	94-103	10-20	L	3/28	GOLDEN STATE	19,023	122-115*	32-39	W
1/3	@INDIANA	16,590	104-117	10-21	L	3/30	SEATTLE	19,023	107-106	33-39	W
1/5	@BOSTON	15,452	102-109	10-22	L	4/2	HOUSTON	19,023	109-106	34-39	W
1/7	@ATLANTA	8,317	103-105*	10-23	L	4/4	@DENVER	12,024	122-113	35-39	W
1/8	@WASHINGTON	14,911	113-115*	10-24	L	4/5	@PORTLAND	21,538	99-90	36-39	W
1/10	CHARLOTTE	19,023	102-90	11-24	W	4/8	MINNESOTA	19,023	115-107	37-39	W
1/13	@DALLAS	12,905	105-98	12-24	W	4/10	@SACRAMENTO	17,317	101-99	38-39	W
1/14	DENVER	19,023	110-101	13-24	W	4/11	@LA LAKERS	17,505	98-114	38-40	L
1/16	@UTAH	19,911	91-95	13-25	L	4/13	@GOLDEN STATE	14,944	105-97	39-40	W
1/18	NEW YORK	19,023	105-98	14-25	W	4/15	UTAH	19,023	122-127	39-41	L
1/20	DETROIT	19,023	89-86	15-25	W	4/18	@SAN ANTONIO	17,599	106-95	40-41	W
1/22	UTAH	19,023	99-111	15-26	L	4/19	VANCOUVER	19,023	107-121	40-42	L

*Overtime

96-97 Final Statistics

3 PT																	
PLAYER	G	GS	MIN	FGM-FGA	PCT	FGM-FGA	PCT	FTM-FTA	PCT	OR-DR	REB	AST	PF-DQ	STL	TO	BLK	PTS-AVG
JOHNSON	70	70	2658	441-890	.496	89-202	.441	439-515	.852	54-199	253	653	141-0	102	217	12	1410-20.1
CASSELL	22	9	539	100-241	.415	19-62	.306	106-124	.855	12-38	50	99	66-4	23	60	6	325-14.8
CEBALLOS(PHX)	42	32	1147	248-534	.464	21-81	.259	126-171	.737	91-186	277	49	94-0	28	68	17	643-15.3
CHAPMAN	65	33	1833	332-749	.443	110-314	.350	124-149	.832	25-156	181	182	108-1	52	96	7	898-13.8
MANNING	77	17	2134	426-795	.536	7-36	.194	181-251	.721	137-332	469	173	268-7	81	161	74	1040-13.5
PERSON	80	42	2326	409-903	.453	171-414	.413	91-114	.798	68-224	292	123	102-0	86	76	20	1080-13.5
FINLEY	27	18	796	141-297	.475	14-55	.255	56-69	.812	34-86	120	68	42-0	18	44	4	352-13.0
KIDD(PHX)	33	23	1173	138-326	.423	40-100	.400	66-96	.688	34-125	159	296	72-0	79	76	12	382-11.6
BRYANT	41	18	1018	152-275	.553	0-0	—	76-108	.704	67-145	212	47	136-4	22	46	5	380-9.3
WILLIAMS	68	66	2137	204-416	.490	0-2	.000	133-198	.672	178-384	562	100	176-1	67	66	88	541-8.0
HORRY	32	15	719	82-195	.421	24-78	.308	32-50	.640	40-79	119	54	81-1	28	46	26	220-6.9
TISDALE	53	15	778	158-371	.426	0-0	—	30-48	.625	35-85	120	20	111-0	8	36	21	346-6.5
GREEN	27	19	548	61-128	.477	0-3	.000	31-48	.646	33-105	138	17	34-0	18	20	1	153-5.7
MEYER(PHX)	37	17	449	74-166	.446	3-5	.600	37-52	.712	39-57	96	12	73-2	5	35	12	188-5.4
DUMAS(PHX)	6	1	51	6-19	.316	1-4	.250	1-2	.500	0-2	2	3	9-0	0	1	1	14-2.3
C. BROWN	10	0	83	13-26	.500	0-0	—	8-11	.727	3-13	16	4	14-0	0	4	2	34-3.4
KLEINE	23	10	365	32-80	.400	1-1	1.000	13-18	.722	21-59	80	12	47-0	9	20	6	78-3.4
NASH	65	2	684	74-175	.423	23-55	.418	42-51	.824	16-47	63	138	92-1	20	63	0	213-3.3
R.ROBINSON(PHX)	12	0	87	16-34	.471	3-10	.300	1-4	.250	1-6	7	8	8-0	1	5	0	36-3.0
M. BROWN	6	1	83	5-12	.417	0-0	—	6-10	.600	9-16	25	5	9-0	1	2	1	16-2.7
BONEY	8	0	48	6-19	.316	1-6	.167	6-8	.750	3-3	6	0	3-0	2	1	1	19-2.4
LLAMAS	20	2	101	15-28	.536	0-0	—	4-8	.500	4-14	18	4	25-0	10	11	5	34-1.7
DAVIS	20	0	98	10-26	.385	0-0	—	9-20	.450	12-15	27	0	16-0	4	3	1	29-1.5
SUNS	82		19855	3143-6705	.469	527-1428	.369	1618-2125	.761	916-2376	3292	2067	1727-21	664	1180	322	8431-102.8
OPPONENTS	82		19855	3183-6818	.467	545-1479	.368	1466-1984	.739	1048-2461	3509	1996	1840-20	662	1298	372	8377-102.2

Season Review 97-98

RECORD

56-26

The 1997-98 season was poised as a rebuilding season, but far exceeded expectations. The club convinced **Kevin Johnson** to put off his retirement and play his 11th NBA season, signed free agents **Clifford Robinson** and **George McCloud** and acquired **Antonio McDyess** from Denver for **Wesley Person**, **Tony Dumas** and four draft picks in a three-team trade.

The Suns' 17-9 record at the end of December was their best start since the 1994-95 season when they ended the season with the second-best record in the league. However, an injury to **Danny Manning** (torn ACL on April 7) changed the complexion of the team for the rest of the season and into the playoffs, but the Suns were able to finish strong by winning 11 of their last 12 games.

The club put together a 10-game winning streak, including wins over Seattle, Portland, L.A. Lakers and Houston, from March 25 to April 17 and the Suns were a perfect 6-0 on the road in April.

Phoenix recorded 10 of the 15 top defensive performances in team history. Suns opponents were limited to 80 points or less 14 times, and the Suns were 45-9 when holding their opponents to below 100 points.

Manning earned the NBA's Sixth Man Award, becoming only the second player in franchise history, and the first in nine years, to be so honored. **Jason Kidd** was named to the West All-Star team, his second appearance, and the Suns' first since 1996.

The Suns faced San Antonio in the first round of playoffs with a homecourt advantage. The Spurs won the first game but the Suns came back and won the second game to even the series. San Antonio won both games at the Alamodome by an average of 15.5 points to win the series, 3-1.

Johnson moved past Nate "Tiny" Archibald into 10th place on the all-time NBA career assist list, and on March 29 he scored his 13,000th career point.



FRONT ROW: Assistant Coach Roger Reid, Assistant Coach Scott Skiles, Rex Chapman, Kevin Johnson, Jason Kidd, Steve Nash, George McCloud, Head Coach Danny Ainge, Assistant Coach Frank Johnson, Trainer Joe Proski.

BACK ROW: Dennis Scott, Danny Manning, Horacio Llamas, Loren Meyer, John "Hot Rod" Williams, Clifford Robinson, Antonio McDyess, Mark Bryant, Marko Milic.

DATE	OPPONENT	ATTEND.	SCORE	REC.	W/L	DATE	OPPONENT	ATTEND.	SCORE	REC.	W/L
10/31	LA CLIPPERS	19,023	110-100	1-0	W	1/30	@MIAMI	15,200	74-71	28-14	W
11/4	UTAH	19,023	106-84	2-0	W	1/31	@ORLANDO	17,248	96-94	29-14	W
11/6	NEW YORK	19,023	75-105	2-1	L	2/2	@PHILADELPHIA	12,787	106-97	30-14	W
11/8	@LA CLIPPERS	12,096	123-105	3-1	W	2/3	@TORONTO	14,344	110-105	31-14	W
11/12	MILWAUKEE	19,023	103-95	4-1	W	2/5	@NEW JERSEY	17,085	94-106	31-15	L
11/14	@PORTLAND	21,057	140-139****	5-1	W	2/10	SACRAMENTO	19,023	88-86	32-15	W
11/16	HOUSTON	19,023	96-94	6-1	W	2/12	PORTLAND	19,023	110-115	32-16	L
11/18	MINNESOTA	19,023	90-108	6-2	L	2/14	@SAN ANTONIO	20,557	94-81	33-16	W
11/20	CHICAGO	19,023	89-85	7-2	W	2/17	@DALLAS	11,471	95-77	34-16	W
11/26	NEW JERSEY	19,023	111-99	8-2	W	2/18	LA LAKERS	19,023	110-103	35-16	W
11/28	@BOSTON	18,624	112-108*	9-2	W	2/20	CHARLOTTE	19,023	115-99	36-16	W
11/29	@NEW YORK	19,763	80-102	9-3	L	2/22	SAN ANTONIO	19,023	97-79	37-16	W
12/2	@MILWAUKEE	13,131	90-86	10-3	W	2/24	PHILADELPHIA	19,023	84-85	37-17	L
12/3	@DETROIT	15,548	103-108*	10-4	L	2/26	@UTAH	19,911	97-108	37-18	L
12/5	TORONTO	19,023	110-91	11-4	W	2/27	@LA CLIPPERS	9,759	104-99	38-18	W
12/7	INDIANA	19,023	97-99	11-5	L	3/1	@SEATTLE	17,072	87-89	38-19	L
12/9	VANCOUVER	19,023	107-85	12-5	W	3/3	@PORTLAND	21,538	93-98	38-20	L
12/11	ATLANTA	19,023	94-78	13-5	W	3/5	DETROIT	19,023	102-93	39-20	W
12/13	@MINNESOTA	18,899	101-112	13-6	L	3/7	HOUSTON	19,023	89-108	39-21	L
12/15	@CHICAGO	23,888	104-111	13-7	L	3/9	LA CLIPPERS	19,023	134-105	40-21	W
12/16	@CLEVELAND	13,511	90-103	13-8	L	3/10	@DENVER	12,010	100-76	41-21	W
12/18	@DALLAS	11,427	89-75	14-8	W	3/13	GOLDEN STATE	19,023	101-77	42-21	W
12/20	@DENVER	12,120	102-81	15-8	W	3/15	DALLAS	19,023	100-90	43-21	W
12/22	GOLDEN STATE	19,023	91-76	16-8	W	3/17	SACRAMENTO	19,023	107-80	44-21	W
12/26	@VANCOUVER	17,023	118-100	17-8	W	3/18	@LA LAKERS	17,505	93-99	44-22	L
12/28	SEATTLE	19,023	97-106	17-9	L	3/21	SEATTLE	19,023	109-102	45-22	W
12/30	BOSTON	19,023	100-90	18-9	W	3/22	@SAN ANTONIO	27,646	83-93	45-23	L
1/2	DALLAS	19,023	92-85	19-9	W	3/24	@UTAH	19,911	73-92	45-24	L
1/4	@WASHINGTON	20,674	99-109	19-10	L	3/25	MINNESOTA	19,023	97-99	45-25	L
1/6	@INDIANA	15,321	81-80	20-10	W	3/27	WASHINGTON	19,023	89-85	46-25	W
1/7	@MINNESOTA	16,771	92-77	21-10	W	3/29	VANCOUVER	19,023	106-98	47-25	W
1/9	SAN ANTONIO	19,023	100-79	22-10	W	3/31	@HOUSTON	16,285	97-86	48-25	W
1/12	@SACRAMENTO	14,568	90-96	22-11	L	4/4	PORTLAND	19,023	90-83	49-25	W
1/13	CLEVELAND	19,023	84-102	22-12	L	4/6	@SEATTLE	17,072	102-92	50-25	W
1/16	ORLANDO	19,023	111-86	23-12	W	4/7	@SACRAMENTO	13,950	103-97	51-25	W
1/18	MIAMI	19,023	96-87	24-12	W	4/10	@LA LAKERS	17,505	114-105	52-25	W
1/20	@GOLDEN STATE	13,048	87-69	25-12	W	4/12	@VANCOUVER	16,266	129-106	53-25	W
1/21	LA LAKERS	19,023	109-119	25-13	L	4/13	@GOLDEN STATE	12,247	105-97	54-25	W
1/23	DENVER	19,023	93-77	26-13	W	4/15	DENVER	19,023	96-89	55-25	W
1/26	@ATLANTA	13,539	96-91	27-13	W	4/17	UTAH	19,023	99-102	55-26	L
1/27	@CHARLOTTE	22,760	113-120*	27-14	L	4/19	@HOUSTON	16,285	123-93	56-26	W

*Overtime ****Quadruple Overtime

97-98 Final Statistics

PLAYER	G	GS	MIN	3PT			FTM-FTA	PCT	OR-DR	REB	AST	PF-DQ	STL	TO	BLK	PTS-AVG	
				FGM-FGA	PCT	FGM-FGA											
CHAPMAN	68	67	2263	408-956	.427	120-311	.386	146-187	.781	30-143	173	203	102-0	71	116	14	1082-15.9
MCDYESS	81	81	2441	497-927	.536	0-2	.000	231-329	.702	206-407	613	106	292-6	100	142	135	1225-15.1
ROBINSON	80	64	2359	429-895	.479	27-84	.321	248-360	.689	152-258	410	170	249-5	92	140	90	1133-14.2
MANNING	70	11	1794	390-756	.516	0-7	.000	167-226	.739	110-282	392	139	201-2	71	100	46	947-13.5
KIDD	82	82	3118	357-859	.416	73-233	.313	167-209	.799	108-402	510	745	142-0	162	261	26	954-11.6
JOHNSON	50	12	1290	155-347	.447	4-26	.154	162-187	.871	35-129	164	245	57-0	27	101	8	476-9.5
CEBALLOS	35	16	626	129-258	.500	15-50	.300	60-84	.714	51-98	149	35	59-0	22	39	8	333-9.5
NASH	76	9	1664	268-584	.459	81-195	.415	74-86	.860	32-128	160	262	145-1	63	98	4	691-9.1
MCCLLOUD	63	13	1213	173-427	.405	71-208	.341	39-51	.765	45-173	28	84	132-1	54	63	13	456-7.2
SCOTT (PHX)	29	3	493	71-162	.438	31-69	.449	8-12	.667	8-42	50	24	31-0	10	12	7	181-6.2
BRYANT	70	22	1110	109-225	.484	0-1	.000	73-95	.768	92-152	244	46	180-3	36	58	15	291-4.2
WILLIAMS	71	30	1333	95-202	.470	0-0	.000	65-93	.699	107-205	312	49	138-2	33	29	60	255-3.6
LLAMAS	8	0	42	8-21	.381	1-3	.333	7-10	.700	4-14	18	1	14-0	1	9	3	24-3.0
MILIC	33	0	163	39-64	.609	3-6	.500	11-17	.647	10-15	25	12	17-0	10	21	0	92-2.8
THOMPSON	13	0	46	10-27	.370	5-16	.313	1-3	.333	1-4	5	3	6-0	4	5	0	26-2.0
SUNS	82		19955	3138-6710	.468	431-1211	.356	1459-1948	.749	991-2452	3443	2124	1765-20	756	1236	429	8166-99.6
OPPONENTS	82		19955	2923-6618	.442	394-1091	.361	1501-2051	.732	1051-2343	3394	1803	1769-17	720	1363	323	7741-94.4

Season Review 98-99

RECORD

27-23

A season that began late and was shortened due to labor strife finished with the Suns earning an 11th-straight berth in the NBA Playoffs. The NBA suffered through a lockout from June 30 through January 21, and as a result the season was reduced to 50 regular season games. After the lockout, the club added All-Star **Tom Gugliotta** and three-time NBA titlist **Luc Longley** while re-signing free agents **Rex Chapman**, **Clifford Robinson** and **George McCloud**.

The top individual performance was turned in by **Jason Kidd**, who gained All-NBA First Team and All-Defensive First Team honors at season's end. He became the first Suns player to lead the league in assists (10.8 apg) and also topped all NBA guards with 6.8 rebounds. Kidd posted seven triple-doubles, with the rest of the NBA combining for 11.

For the second-straight season, the Suns led the league in assists with 25.0 per game, backed by Kidd's league-best average. Phoenix also placed second with a .372 three-point field goal percentage, as Robinson finished eighth with a career-best .417 and McCloud was ninth at .416.

A playoff berth was in jeopardy as Phoenix owned a 15-18 mark in early April. However, the Suns won their final eight home games and finished the season with a 12-5 mark to tie for third in the Pacific Division. The eight-straight home wins were the most since 1994-95 when the team won its first 13 home games of the season.

Phoenix faced Pacific Division champion Portland in the opening round of the playoffs and dropped the series, 3-0, as all three games were decided late in the fourth quarter.

Head Coach **Danny Ainge** became the second fastest Suns coach to reach 100 wins, as the team won at Denver on February 15 to give Ainge his 100th win in 162 games.



FRONT ROW: Assistant Coach Roger Reid, Assistant Coach Scott Skiles, Rex Chapman, Jason Kidd, Gerald Brown, Marko Milic, Head Coach Danny Ainge, Assistant Coach Frank Johnson, Trainer Joe Proskir.

BACK ROW: Toby Bailey, Chris Morris, Tom Gugliotta, Danny Manning, Luc Longley, Joe Kleine, Clifford Robinson, Pat Garrity, George McCloud.

DATE	OPPONENT	ATTEND.	SCORE	REC.	W/L	DATE	OPPONENT	ATTEND.	SCORE	REC.	W/L
2/5	@ LA CLIPPERS	7,589	101-92	1-0	W	3/22	VANCOUVER	18,855	89-84	13-13	W
2/7	DENVER	19,023	115-108	2-0	W	3/24	@LA LAKERS	17,505	106-101	14-13	W
2/9	SACRAMENTO	18,217	95-112	2-1	L	3/25	@PORTLAND	20,328	84-97	14-14	L
2/11	UTAH	19,023	74-82	2-2	L	3/26	NEW YORK	19,023	87-94	14-15	L
2/13	LA CLIPPERS	19,023	107-104*	3-2	W	3/28	PORTLAND	19,023	86-88	14-16	L
2/15	@DENVER	10,415	115-106	4-2	W	3/31	GOLDEN STATE	18,674	93-78	15-16	W
2/16	@HOUSTON	16,285	92-109	4-3	L	4/2	LA LAKERS	19,023	90-91	15-17	L
2/17	@SAN ANTONIO	16,419	79-76	5-3	W	4/3	@PORTLAND	20,056	93-98	15-18	L
2/19	DETROIT	19,023	93-101	5-4	L	4/6	@LA CLIPPERS	6,450	88-83	16-18	W
2/22	DALLAS	18,596	101-83	6-4	W	4/7	MINNESOTA	19,023	90-82	17-18	W
2/25	@VANCOUVER	13,494	94-86	7-4	W	4/9	@UTAH	19,911	92-93	17-19	L
2/26	@GOLDEN STATE	15,807	90-94	7-5	L	4/10	SAN ANTONIO	19,023	110-84	18-19	W
2/28	GOLDEN STATE	18,587	102-89	8-5	W	4/12	@SAN ANTONIO	14,352	77-94	18-20	L
3/1	LA LAKERS	19,023	91-97	8-6	L	4/14	@SEATTLE	17,072	101-94	19-20	W
3/3	@LA LAKERS	17,505	95-101	8-7	L	4/16	DALLAS	18,623	92-85	20-20	W
3/4	@SEATTLE	17,072	110-93	9-7	W	4/18	SEATTLE	19,023	99-93	21-20	W
3/6	SACRAMENTO	19,023	99-111	9-8	L	4/20	@DALLAS	18,121	100-104	21-21	L
3/9	@DALLAS	12,714	103-91	10-8	W	4/21	UTAH	19,023	91-82	22-21	W
3/10	CLEVELAND	18,567	73-86	10-9	L	4/25	HOUSTON	19,023	95-71	23-21	W
3/12	SAN ANTONIO	19,023	97-99	10-10	L	4/26	@UTAH	19,911	99-85	24-21	W
3/14	HOUSTON	19,023	104-90	11-10	W	4/28	@MINNESOTA	16,771	92-97	24-22	L
3/16	@MILWAUKEE	13,316	110-92	12-10	W	4/29	@DENVER	13,129	98-87	25-22	W
3/17	@CHARLOTTE	17,837	111-119	12-11	L	5/1	VANCOUVER	19,023	107-77	26-22	W
3/19	@ATLANTA	17,190	85-93	12-12	L	5/2	@SACRAMENTO	17,317	100-111	26-23	L
3/20	@HOUSTON	16,285	93-103*	12-13	L	5/5	MINNESOTA	18,733	100-96	27-23	W

*Overtime

98-99 Final Statistics

PLAYER	3PT							REBOUNDS							PTS-AVG		
	G	GS	MIN	FGM-FGA	PCT	FGM-FGA	PCT	FTM-FTA	PCT	OR-DR	TOT	AST	PF-DQ	STL		TO	BLK
GUGLIOTTA	43	43	1563	277-573	.483	2-7	.286	173-218	.794	131-250	381	121	110-0	59	88	21	729-17.0
KIDD	50	50	2060	310-698	.444	45-123	.366	181-239	.757	87-252	339	539	108-1	114	150	19	846-16.9
ROBINSON	50	35	1740	299-629	.475	58-139	.417	163-234	.697	69-158	227	128	154-2	75	88	59	819-16.4
CHAPMAN	38	35	1183	165-459	.359	53-151	.351	76-91	.835	12-92	104	109	46-0	34	54	9	459-12.1
LIVINGSTON	1	0	22	5-8	.625	0-0	—	2-2	1.000	0-2	2	3	1-0	2	1	0	12-12.0
MANNING	50	5	1184	187-386	.484	1-9	.111	78-112	.696	62-157	219	113	129-1	36	69	38	453-9.1
MCCLOUD	48	16	1245	142-324	.438	69-166	.416	75-87	.862	34-128	162	79	127-0	45	49	14	428-8.9
LONGLEY	39	39	933	140-290	.483	0-0	—	59-76	.776	59-162	221	45	119-0	23	53	21	339-8.7
GARRITY	39	9	538	85-170	.500	7-18	.389	40-56	.714	26-49	75	18	62-0	8	20	3	217-5.6
MORRIS	44	2	535	64-149	.430	16-56	.286	40-46	.870	54-67	121	23	54-0	16	21	11	184-4.2
RESPERT	12	1	99	13-36	.361	4-13	.308	7-10	.700	2-11	13	8	10-0	5	5	0	37-3.1
BAILEY	27	10	249	34-86	.395	1-5	.200	9-13	.692	24-30	54	13	24-0	9	11	2	78-2.9
SIMS	4	0	25	4-10	.400	1-1	1.000	2-5	.400	3-1	4	5	2-0	2	6	0	11-2.8
BROWN	33	0	236	33-89	.371	3-10	.300	11-14	.786	5-17	22	31	21-0	5	22	1	80-2.4
KLEINE	31	5	374	30-74	.405	0-2	.000	8-12	.667	27-40	67	12	46-0	8	10	1	68-2.2
OLIVER	2	0	11	1-3	.333	1-1	1.000	0-0	—	0-0	0	0	2-0	0	0	0	3-1.5
MILIC	11	0	53	8-20	.400	0-1	.000	0-0	—	3-2	5	2	7-0	3	6	1	16-1.5
SUNS	50		12050	1797-4004	.449	261-702	.372	924-1215	.760	598-1418	2016	1249	1022-4	444	681	200	4779-95.6
OPPONENTS	50		12050	1772-3936	.450	272-755	.360	850-1224	.694	614-1506	2120	1064	1065-8	410	812	205	4666-93.3

Season Review 99-00

RECORD

53-29

In a season that was anything but scripted, the Suns recorded 50 or more wins for the ninth time in 12 seasons and advanced to the Western Conference Semifinals for the first time since 1995.

Phoenix opened the playoffs with a 3-1 series win over defending champion San Antonio before falling to the eventual champion Lakers 4-1 in the second-round.

Defensively the Suns had their top season ever, limiting opponents to 93.7 points and .424 shooting from the field. **Jason Kidd** and **Clifford Robinson** were each named NBA All-Defensive Second Team and Kidd finished tied for fifth in the NBA with 2.0 steals.

Kidd was named All-NBA First Team for the second-straight season and led all Western Conference guards in All-Star voting. **Rodney Rogers** won the NBA Sixth Man of the Year Award with the second-highest percentage of the vote in history (86.0%) and **Shawn Marion** earned NBA All-Rookie Second Team honors.

The season was one of challenges as the Suns lost a total of 269 games due to injury, with **Anfernee Hardaway** (right foot, 21 games) and Marion (left knee, 31 games) missing most of two months. On December 13 with the club 13-7, Head Coach **Danny Ainge** unexpectedly stepped down and lead assistant **Scott Skiles** was promoted to the top spot. Days later without three starters, the Suns pulled out a 110-102 win at Portland behind **Tom Gugliotta's** 17 points and 14 rebounds. Within an hour of the win, he suffered a seizure on the team bus and missed seven games. Back to form and playing perhaps his best ball of the season, he went down on March 10 with a season-ending left knee injury.

Robinson moved into the starting lineup in December due to the injuries and supplied the missing offense. He finished the season with a team-best 18.5 points that included an America West Arena record and career-high 50 points on January 16 in a 113-100 win.

With the return of Hardaway and Marion the club started to gel, going 10-3 in February and 12-4 in March (13-1 at home during that time). Too good to be true, Kidd went down March 22 with a fractured left ankle that left him sidelined until Game 4 of the opening round of the playoffs. Suns great **Kevin Johnson** came out of retirement on March 25 to replace Kidd on the active roster.



FRONT ROW: Trainer Joe Proski, Assistant Coach Phil Weber, Assistant Coach Frank Johnson, Rex Chapman, Jason Kidd, Randy Livingston, Toby Bailey, Head Coach Scott Skiles, Assistant Coach John MacLeod, Video Coordinator Garrick Barr, Assistant Trainer Aaron Nelson.

BACK ROW: Equipment Manager Rich Howell, Shawn Marion, Corie Blount, Tom Gugliotta, Mark West, Luc Longley, Clifford Robinson, Rodney Rogers, Anfernee Hardaway, Todd Day, Strength Coach Robin Pound.

DATE	OPPONENT	ATTEND.	SCORE	REC.	W/L	DATE	OPPONENT	ATTEND.	SCORE	REC.	W/L
11/2	@DENVER	19,099	102-107*	0-1	L	1/29	@CHARLOTTE	19,366	79-100	24-18	L
11/4	PHILADELPHIA	19,023	84-80	1-1	W	1/31	@ORLANDO	13,677	117-113	25-18	W
11/7	SAN ANTONIO	19,023	77-74	2-1	W	2/2	LA CLIPPERS	18,421	114-68	26-18	W
11/9	@CHICAGO	22,026	103-80	3-1	W	2/4	@SEATTLE	15,739	86-94	26-19	L
11/10	@NEW JERSEY	11,652	104-89	4-1	W	2/6	SEATTLE	19,023	105-93	27-19	W
11/12	@MILWAUKEE	16,137	92-107	4-2	L	2/8	VANCOUVER	18,385	94-76	28-19	W
11/13	@MINNESOTA	20,003	100-110	4-3	L	2/10	MINNESOTA	19,023	101-85	29-19	W
11/15	LA LAKERS	19,023	82-91	4-4	L	2/15	@SACRAMENTO	17,317	117-108	30-19	W
11/17	CHICAGO	18,480	105-81	5-4	W	2/18	ATLANTA	19,023	85-73	31-19	W
11/19	NEW YORK	19,023	96-81	6-4	W	2/21	@SAN ANTONIO	17,049	98-89	32-19	W
11/21	SEATTLE	18,663	99-86	7-4	W	2/22	DENVER	19,023	86-67	33-19	W
11/23	TORONTO	18,718	94-93	8-4	W	2/24	@WASHINGTON	15,191	92-83	34-19	W
11/27	NEW JERSEY	19,023	129-90	9-4	W	2/25	@NEW YORK	19,763	79-84	34-20	L
11/30	@LA CLIPPERS	10,233	94-80	10-4	W	2/27	@TORONTO	19,800	102-103	34-21	L
12/1	HOUSTON	18,630	128-122**	11-4	W	2/29	@CLEVELAND	13,044	100-93	35-21	W
12/4	@HOUSTON	16,285	95-105	11-5	L	3/2	INDIANA	19,023	118-87	36-21	W
12/5	PORTLAND	19,023	90-92	11-6	L	3/4	DALLAS	19,023	110-96	37-21	W
12/7	ORLANDO	18,249	110-107	12-6	W	3/6	MIAMI	19,023	100-92	38-21	W
12/9	WASHINGTON	18,053	99-85	13-6	W	3/7	@HOUSTON	14,749	108-101	39-21	W
12/11	@DALLAS	14,444	115-120	13-7	L	3/10	UTAH	19,023	96-99	39-22	L
12/14	DETROIT	18,575	114-104	14-7	W	3/11	@DALLAS	18,187	99-104	39-23	L
12/17	@PORTLAND	20,584	110-102	15-7	W	3/14	MINNESOTA	19,023	107-100	40-23	W
12/18	SACRAMENTO	19,023	119-103	16-7	W	3/17	@VANCOUVER	14,255	101-86	41-23	W
12/20	MILWAUKEE	18,656	108-101	17-7	W	3/19	@GOLDEN STATE	12,837	99-82	42-23	W
12/21	@SAN ANTONIO	23,480	90-91*	17-8	L	3/20	BOSTON	19,023	110-106	43-23	W
12/23	DALLAS	19,023	110-111	17-9	L	3/22	SACRAMENTO	19,023	114-93	44-23	W
12/26	GOLDEN STATE	19,023	108-88	18-9	W	3/24	@LA LAKERS	18,997	101-109	44-24	L
12/27	@UTAH	19,911	91-92	18-10	L	3/26	GOLDEN STATE	19,023	90-82	45-24	W
12/29	@LA LAKERS	18,997	87-103	18-11	L	3/28	@MIAMI	15,923	78-81	45-25	L
1/4	CHARLOTTE	18,640	86-80	19-11	W	3/30	@ATLANTA	11,870	118-74	46-25	W
1/7	SAN ANTONIO	19,023	83-102	19-12	L	3/31	@DETROIT	22,076	98-97	47-25	W
1/8	@PORTLAND	20,584	91-96	19-13	L	4/2	@MINNESOTA	19,006	87-86	48-25	W
1/11	@SEATTLE	13,912	88-101	19-14	L	4/4	LA LAKERS	19,023	83-84	48-26	L
1/12	@VANCOUVER	14,404	95-92	20-14	W	4/6	@UTAH	19,911	85-105	48-27	L
1/14	PORTLAND	19,023	83-105	20-15	L	4/9	@SACRAMENTO	17,317	102-97	49-27	W
1/16	DENVER	19,023	113-100	21-15	W	4/11	@LA CLIPPERS	14,724	95-88	50-27	W
1/21	@DENVER	18,221	101-99	22-15	W	4/12	VANCOUVER	18,463	122-116*	51-27	W
1/22	CLEVELAND	19,023	101-88	23-15	W	4/14	LA CLIPPERS	18,538	112-88	52-27	W
1/25	@INDIANA	18,345	87-93	23-16	L	4/16	UTAH	19,023	82-96	52-28	L
1/26	@PHILADELPHIA	19,450	93-87	24-16	W	4/18	HOUSTON	19,023	98-107	52-29	L
1/28	@BOSTON	18,624	88-91	24-17	L	4/19	@GOLDEN STATE	14,212	99-88	53-29	W

*Overtime

99-00 Final Statistics

PLAYER	G	GS	MIN	3PT				FTM-FTA	PCT	OR-DR	REB	AST	PF-QD	STL	TO	BLK	PTS-AVG
				FGM-FGA	PCT	FGM-FGA	PCT										
ROBINSON	80	67	2839	530-1142	.464	120-324	.370	298-381	.782	105-254	359	224	239-3	90	166	61	1478-18.5
HARDAWAY	60	60	2253	378-798	.474	33-102	.324	226-286	.790	91-256	347	315	164-1	94	153	38	1015-16.9
KIDD	67	67	2616	350-855	.409	56-166	.337	203-245	.829	96-387	483	678	148-2	134	226	28	959-14.3
ROGERS	82	7	2286	428-881	.486	115-262	.439	159-249	.639	138-309	447	170	290-5	94	163	47	1130-13.8
GUGLIOTTA	54	54	1767	310-645	.481	1-8	.125	117-151	.775	141-284	425	124	152-2	80	106	31	738-13.7
MARION	51	38	1260	222-471	.471	4-22	.182	72-85	.847	105-227	332	69	113-0	38	51	53	520-10.2
DAY	58	1	941	130-330	.394	64-165	.388	72-108	.667	31-98	129	65	127-1	44	50	22	396-6.8
JOHNSON	6	0	113	16-28	.571	1-1	1.000	7-7	1.000	0-16	16	24	6-0	2	7	0	40-6.7
CHAPMAN	53	19	957	124-320	.388	41-123	.333	59-78	.756	10-70	80	62	70-0	22	38	1	348-6.6
MILLER	51	9	1088	137-233	.588	0-0	—	49-73	.671	87-174	261	68	132-1	42	74	80	323-6.3
LONGLEY	72	68	1417	186-399	.466	0-0	—	80-97	.825	100-223	323	77	221-1	22	136	42	452-6.3
LIVINGSTON	79	15	1081	155-373	.416	19-55	.345	52-62	.839	25-105	130	170	129-1	49	92	13	381-4.8
BAILEY	46	2	449	58-140	.414	2-10	.200	45-65	.692	26-46	72	30	55-0	13	24	4	163-3.5
BLOUNT	38	1	446	44-89	.494	0-2	.000	19-33	.576	52-61	113	10	78-0	15	28	7	107-2.8
MACLEAN	16	0	143	18-49	.367	2-6	.333	4-6	.667	6-17	23	8	24-0	2	8	1	42-2.6
DAVIS	5	0	22	2-6	.333	0-0	—	0-0	—	3-6	9	2	2-0	1	3	1	4-0.8
WEST	22	2	127	5-12	.417	0-0	—	5-8	.625	6-25	31	2	23-0	2	6	4	15-0.7
SUNS	82		19805	3093-6771	.457	458-1246	.368	1467-1934	.759	1022-2558	3580	2098	1973-17	744	1368	433	8111-98.9
OPPONENTS	82		19805	2825-6665	.424	403-1146	.352	1630-2205	.739	1071-2465	3536	1700	1794-11	733	1422	427	7683-93.7

Season Review 00-01

RECORD

51-31

Competing in the toughest conference in NBA history, the Suns owned the eighth-best record in the NBA and finished with 50-plus wins for the 10th time in 13 seasons as seven Western Conference teams had 50 or more victories.

Phoenix posted its top defensive season in club history by allowing 91.8 points per game, fewest in the team's existence, and held opponents to .435 shooting from the field, second-best in club history.


Phoenix was the only NBA team to have five people average double figures in scoring with **Shawn Marion** topping the team with 17.3, **Jason Kidd** at 16.9, **Clifford Robinson** averaging 16.4 points, newcomer **Tony Delk** adding 12.3 points and **Rodney Rogers** at 12.2 points. Marion also emerged as a factor on the glass in his second season as he finished eighth in the NBA with 10.8 rebounds to become the first Sun since 1995-96 and sixth player in team history to average 10-plus rebounds for a season.

For the second-straight season the Suns had a player score 50 points as Delk reached the mark at Sacramento, his former team, with an ARCO Arena record 53 points on January 2 in an overtime loss to the Kings.

Kidd joined Oscar Robertson, Bob Cousy and John Stockton as the only players in NBA history to win the assist title three-straight seasons with a league-high 9.8 assists. Kidd was also named ALL-NBA First Team for the third consecutive season and NBA ALL-Defensive First Team.

The Suns finished the season with an NBA-best 13-4 mark after March 19, a stretch that included a nine-game home winning streak to close out the year. Phoenix placed third in the Pacific Division and sixth in the Western Conference.

That led to a first-round playoff matchup against Sacramento and the Suns opened the series with a win at Sacramento but then lost three in a row to fall to the Kings.



FRONT ROW: Equipment Manager Rich Howell, Basketball Operations Assistant David Griffin, Assistant Coach Phil Weber, Assistant Coach Frank Johnson, Tony Delk, Jason Kidd, Vinny Del Negro, Elliot Perry, Head Coach Scott Skiles, Assistant Coach Jim Boylan, Head Trainer Aaron Nelson, Scout Todd Quinter, Assistant Trainer Casey Smith.

BACK ROW: Video Coordinator Garrick Barr, Mario Elie, Rodney Rogers, Tom Gugliotta, Chris Dudley, Jake Tsakalidis, Daniel Santiago, Clifford Robinson, Shawn Marion, Anfernee Hardaway, Strength Coach Robin Pound.

DATE	OPPONENT	ATTEND.	SCORE	REC.	W/L	DATE	OPPONENT	ATTEND.	SCORE	REC.	W/L
10/31	@GOLDEN STATE	15,460	94-96	0-1	L	1/27	@WASHINGTON	19,212	82-89	24-18	L
11/2	PORTLAND	18,463	108-82	1-1	W	1/29	@ATLANTA	11,434	95-82	25-18	W
11/4	@DENVER	13,312	102-99	2-1	W	1/31	VANCOUVER	16,502	101-92	26-18	W
11/5	HOUSTON	16,735	104-99	3-1	W	2/1	@PORTLAND	19,980	92-100	26-19	L
11/7	SAN ANTONIO	16,683	100-81	4-1	W	2/4	CHARLOTTE	17,065	85-82	27-19	W
11/9	ATLANTA	16,792	88-79	5-1	W	2/6	CHICAGO	17,197	97-80	28-19	W
11/11	MIAMI	18,120	84-82	6-1	W	2/7	@LA LAKERS	18,997	83-85	28-20	L
11/15	DALLAS	16,652	99-78	7-1	W	2/13	@GOLDEN STATE	13,414	93-83	29-20	W
11/17	NEW YORK	18,738	85-90	7-2	L	2/14	MINNESOTA	17,747	104-96	30-20	W
11/18	@HOUSTON	12,694	89-94	7-3	L	2/18	@PHILADELPHIA	20,781	98-104	30-21	L
11/22	NEW JERSEY	17,239	97-85	8-3	W	2/20	@ORLANDO	13,968	110-104	31-21	W
11/24	GOLDEN STATE	18,684	80-74	9-3	W	2/21	@MIAMI	16,500	100-85	32-21	W
11/25	@LA CLIPPERS	13,510	95-89*	10-3	W	2/23	@NEW YORK	19,763	88-84*	33-21	W
11/29	@VANCOUVER	12,314	106-109**	10-4	L	2/25	UTAH	18,846	90-80	34-21	W
12/1	@SACRAMENTO	17,317	98-105	10-5	L	2/28	ORLANDO	17,441	91-97	34-22	L
12/3	PORTLAND	17,621	84-79	11-5	W	3/1	@SAN ANTONIO	16,209	71-91	34-23	L
12/7	@MILWAUKEE	14,236	104-96	12-5	W	3/3	DENVER	18,889	97-82	35-23	W
12/8	@NEW JERSEY	12,543	84-86	12-6	L	3/6	@DENVER	15,763	93-82	36-23	W
12/10	@TORONTO	19,800	95-87	13-6	W	3/7	SACRAMENTO	19,023	89-100	36-24	L
12/11	@CHICAGO	20,962	86-80	14-6	W	3/9	@UTAH	19,911	95-107	36-25	L
12/13	SAN ANTONIO	17,333	103-93	15-6	W	3/11	HOUSTON	19,023	94-92	37-25	W
12/15	LA CLIPPERS	16,689	88-98	15-7	L	3/14	@PORTLAND	19,980	84-79	38-25	W
12/16	@SAN ANTONIO	30,555	82-90	15-8	L	3/15	BOSTON	18,084	101-105	38-26	L
12/19	DETROIT	16,951	84-89	15-9	L	3/17	@DALLAS	18,187	99-109	38-27	L
12/23	DENVER	18,626	102-93	16-9	W	3/20	WASHINGTON	17,245	105-91	39-27	W
12/26	@VANCOUVER	16,110	97-95	17-9	W	3/22	@SEATTLE	17,072	91-88	40-27	W
12/28	LA LAKERS	19,023	78-115	17-10	L	3/23	PHILADELPHIA	19,023	84-71	41-27	W
12/30	TORONTO	19,023	109-103	18-10	W	3/26	LA LAKERS	19,023	104-83	42-27	W
1/2	@SACRAMENTO	17,317	117-121*	18-11	L	3/28	CLEVELAND	18,312	103-94	43-27	W
1/3	LA CLIPPERS	16,592	90-85	19-11	W	3/29	@HOUSTON	12,230	90-85	44-27	W
1/5	VANCOUVER	18,359	108-76	20-11	W	4/1	MILWAUKEE	18,464	106-99	45-27	W
1/7	MINNESOTA	17,531	88-108	20-12	L	4/3	@INDIANA	17,616	81-85	45-28	L
1/11	INDIANA	17,714	93-85	21-12	W	4/4	@CHARLOTTE	15,205	103-94	46-28	W
1/13	@DALLAS	18,187	103-86	22-12	W	4/6	@MINNESOTA	18,627	88-101	46-29	L
1/14	SEATTLE	18,631	87-106	22-13	L	4/7	@CLEVELAND	18,910	102-98	47-29	W
1/17	@SEATTLE	17,072	89-80	23-13	W	4/10	@LA LAKERS	18,997	80-106	47-30	L
1/19	GOLDEN STATE	17,438	95-103	23-14	L	4/11	DALLAS	19,023	111-106	48-30	W
1/21	@UTAH	18,991	98-109	23-15	L	4/13	SEATTLE	19,023	109-100	49-30	W
1/23	@MINNESOTA	19,677	73-82	23-16	L	4/15	SACRAMENTO	19,023	88-86	50-30	W
1/24	@DETROIT	13,113	106-73	24-16	W	4/16	@LA CLIPPERS	19,347	80-100	50-31	L
1/26	@BOSTON	18,203	83-99	24-17	L	4/18	UTAH	19,023	98-93	51-31	W

*Overtime

00-01 Final Statistics

PLAYER	G	GS	MIN	3PT				FTM-FTA	PCT	OR-DR	REB	AST	PF-DD	STL	TO	BLK	PTS-AVG
				FGM-FGA	PCT	FGM-FGA	PCT										
MARION	79	79	2857	557-1160	.480	21-82	.256	234-289	.810	220-628	848	160	211-2	132	129	108	1369-17.3
KIDD	77	76	3065	451-1097	.411	69-232	.297	328-403	.814	91-403	494	753	171-1	166	286	23	1299-16.9
ROBINSON	82	82	2751	501-1186	.422	90-249	.361	253-357	.709	105-229	334	237	258-6	87	186	82	1345-16.4
DELK	82	11	2288	383-923	.415	54-168	.321	185-235	.787	76-185	261	160	171-1	75	101	17	1005-12.3
ROGERS	82	3	2183	377-876	.430	56-189	.296	188-247	.761	94-265	359	180	269-5	97	157	47	998-12.2
HARDAWAY	4	4	112	15-36	.417	2-8	.250	7-11	.636	5-13	18	15	6-0	6	3	1	39-9.8
GUGLIOTTA	57	2	1159	149-380	.392	3-12	.250	61-77	.792	76-179	255	55	110-0	47	51	21	362-6.4
DEL NEGRO (PHX)	36	0	526	76-144	.528	0-4	.000	25-28	.893	8-43	51	64	42-0	20	19	3	177-4.9
TSAKALIDIS	57	39	947	101-215	.470	0-0	—	54-91	.593	83-159	242	19	137-1	10	66	55	256-4.5
ELIE	68	67	1506	104-246	.423	36-100	.360	55-69	.797	38-117	155	131	112-0	58	60	12	289-4.4
MCPHERSON	33	0	308	47-96	.490	0-6	.000	18-24	.750	20-28	48	16	48-0	12	23	3	112-3.4
PERRY (PHX)	43	6	460	60-129	.465	1-4	.250	16-22	.727	8-34	42	74	28-0	19	32	1	137-3.2
SANTIAGO	54	2	581	64-134	.478	0-0	—	42-61	.689	35-67	102	11	101-1	17	47	21	170-3.1
BLOUNT	30	6	387	23-47	.489	0-0	—	8-15	.533	35-50	85	8	75-2	13	18	5	54-1.8
GARCES	10	0	62	7-15	.467	0-0	—	2-8	.250	12-10	22	4	14-0	2	5	1	16-1.6
DUDLEY	53	33	613	29-73	.397	0-0	—	14-36	.389	64-119	183	18	111-1	14	26	29	72-1.4
SUNS	82		19805	2944-6757	.436	332-1054	.315	1490-1973	.755	970-2529	3499	1905	1864-20	775	1251	429	7710-94.0
OPPONENTS	82		19805	2792-6422	.435	327-937	.349	1618-2127	.761	902-2588	3490	1652	1819-14	682	1433	416	7529-91.8

Season Review 01-02

RECORD

36-46

It was a season of transition for the Suns as 20 different players dotted the roster during the season. Three in-season trades, two summer trades and a coaching change were factors in the season of flux and Phoenix missed the playoffs for the first time since 1987-88.

Prior to the season the Suns acquired **Stephon Marbury** from New Jersey in exchange for **Jason Kidd** and **John Wallace** and **Jud Buechler** from Detroit for **Clifford Robinson**. During the season the Suns added **Jake Voskuhl**, **Bo Outlaw**, **Joe Johnson**, **Milt Palacio** and **Randy Brown** through trades. On February 17 the club had a change of leadership when **Frank Johnson** took over for **Scott Skiles**.

But the flurry of activity did not stop the Suns from winning the 1,500th game in club history with a 92-83 win over San Antonio on February 24. In the process the Suns became the fourth-fastest franchise in NBA history to reach the 1,500-win mark.

In his first season with the Suns, Marbury averaged a team-best 20.4 points, the first time a Phoenix player averaged 20-plus points since 1996-97 when Kevin Johnson had 20.1 points. **Shawn Marion** added 19.1 points to give the Suns their first 19-plus point tandem since 1993-94 when Charles Barkley (21.6) and KJ (20.0) turned the trick. Marbury was also sixth in the NBA with 8.1 assists and Marion was one of two NBA players to be ranked in the top 40 in seven of the league's nine major statistical categories, including eighth with 9.9 rebounds.

The season marked the last in the 14-year NBA career of **Dan Majerle** and the Phoenix fan favorite finished his career with a made three-pointer to give him 800 for his Suns tenure and 1,360 (fifth in NBA history) over his career.

After joining the Suns on February 20 from Boston in a trade for **Rodney Rogers** and **Tony Delk**, Joe Johnson averaged 9.6 points and 4.1 rebounds in 29 games and earned ALL-NBA Rookie Second Team honors at season's end.



FRONT ROW: Assistant Strength Coach Tommy Boyer-Kendrick, Assistant Coach Al Bianchi, Assistant Coach Phil Weber, Head Coach Frank Johnson, Randy Brown, Milt Palacio, Anfernee Hardaway, Dan Majerle, Stephon Marbury, Joe Crispin, Assistant Coach Jim Boylan, Head Trainer Aaron Nelson, Equipment Manager Rich Howell.

BACK ROW: Assistant Trainer Casey Smith, Shawn Marion, Joe Johnson, Alton Ford, Jake Voskuhl, Jake Tsakalidis, Tom Gugliotta, Bo Outlaw, John Wallace, Strength Coach Robin Pound.

DATE	OPPONENT	ATTEND.	SCORE	REC.	W/L	DATE	OPPONENT	ATTEND.	SCORE	REC.	W/L
10/30	DENVER	16,421	96-99	0-1	L	1/24	@NEW YORK	19,763	91-96	21-21	L
11/1	@GOLDEN STATE	14,624	107-101	1-1	W	1/26	@WASHINGTON	20,674	102-112	21-22	L
11/2	@LA LAKERS	18,997	94-117	1-2	L	1/29	CHICAGO	13,745	91-90	22-22	W
11/4	HOUSTON	13,562	100-103	1-3	L	1/31	@PORTLAND	19,493	97-105	22-23	L
11/6	MEMPHIS	12,765	113-101	2-3	W	2/1	GOLDEN STATE	18,733	104-98	23-23	W
11/8	ATLANTA	13,206	108-80	3-3	W	2/3	@GOLDEN STATE	9,326	98-97	24-23	W
11/10	@LA CLIPPERS	17,111	102-111	3-4	L	2/6	@SEATTLE	15,124	79-90	24-24	L
11/13	@SEATTLE	10,880	92-91	4-4	W	2/12	@DETROIT	13,952	99-71	25-24	W
11/14	ORLANDO	17,393	92-93	4-5	L	2/13	@MINNESOTA	18,701	92-107	25-25	L
11/16	LA LAKERS	19,023	95-83	5-5	W	2/15	WASHINGTON	19,023	96-97	25-26	L
11/18	TORONTO	14,823	81-87	5-6	L	2/17	DALLAS	16,809	92-105	25-27	L
11/21	NEW YORK	15,740	96-72	6-6	W	2/19	SEATTLE	14,716	91-103	25-28	L
11/23	@MEMPHIS	16,308	103-89	7-6	W	2/21	@MEMPHIS	13,417	78-72	26-28	W
11/24	@DALLAS	19,869	104-119	7-7	L	2/22	@CHICAGO	18,381	83-91	26-29	L
11/26	@UTAH	17,720	111-104*	8-7	W	2/24	SAN ANTONIO	15,836	92-83	27-29	W
11/28	MILWAUKEE	15,590	104-84	9-7	W	2/26	@SAN ANTONIO	19,013	91-99	27-30	L
11/30	UTAH	15,046	98-76	10-7	W	2/28	INDIANA	16,095	107-100*	28-30	W
12/1	@PORTLAND	18,487	97-83	11-7	W	3/2	HOUSTON	15,686	97-104	28-31	L
12/3	GOLDEN STATE	13,656	110-93	12-7	W	3/5	@DALLAS	19,745	77-81	28-32	L
12/5	@NEW JERSEY	11,452	87-106	12-8	L	3/6	NEW JERSEY	16,251	89-87	29-32	W
12/7	@BOSTON	15,050	102-109*	12-9	L	3/8	MINNESOTA	16,914	81-76	30-32	W
12/9	@TORONTO	19,800	91-90	13-9	W	3/10	CHARLOTTE	15,003	82-88	30-33	L
12/12	SACRAMENTO	14,568	114-88	14-9	W	3/12	@MIAMI	15,358	78-90	30-34	L
12/14	SAN ANTONIO	16,187	93-105	14-10	L	3/13	@ORLANDO	14,771	114-119*	30-35	L
12/15	@DENVER	13,593	98-106	14-11	L	3/15	@ATLANTA	13,563	89-104	30-36	L
12/18	LA CLIPPERS	15,945	92-96	14-12	L	3/16	@CHARLOTTE	10,582	76-87	30-37	L
12/22	PORTLAND	16,234	102-90	15-12	W	3/21	DETROIT	18,299	82-95	30-38	L
12/23	@SACRAMENTO	17,317	101-133	15-13	L	3/23	@LA CLIPPERS	19,455	97-94	31-38	W
12/26	@HOUSTON	12,620	97-91	16-13	W	3/25	CLEVELAND	18,055	102-96	32-38	W
12/27	BOSTON	19,023	84-82	17-13	W	3/27	LA LAKERS	19,023	118-106	33-38	W
12/29	DENVER	17,976	109-92	18-13	W	3/29	LA CLIPPERS	18,508	94-96	33-39	L
1/2	PHILADELPHIA	18,695	81-102	18-14	L	3/30	@HOUSTON	13,448	90-88	34-39	W
1/4	@LA LAKERS	18,997	86-118	18-15	L	4/2	@CLEVELAND	13,688	96-101	34-40	L
1/5	SACRAMENTO	17,042	112-118	18-16	L	4/3	@PHILADELPHIA	20,652	83-89*	34-41	L
1/8	@UTAH	18,976	84-98	18-17	L	4/5	@INDIANA	16,419	87-97	34-42	L
1/10	MEMPHIS	14,379	96-102	18-18	L	4/6	@MINNESOTA	18,716	104-108	34-43	L
1/12	MIAMI	15,304	108-74	19-18	W	4/9	SEATTLE	16,667	99-92	35-43	W
1/13	@SACRAMENTO	17,317	100-103	19-19	L	4/11	UTAH	17,558	96-97	35-44	L
1/16	PORTLAND	13,957	99-108	19-20	L	4/13	@DENVER	16,807	94-98	35-45	L
1/18	MINNESOTA	16,860	103-100*	20-20	W	4/16	@SAN ANTONIO	30,186	71-95	35-46	L
1/22	@MILWAUKEE	17,036	92-81	21-20	W	4/17	DALLAS	19,023	89-76	36-46	W

*Overtime

01-02 Final Statistics

PLAYER	G	GS	MIN	3PT				FTM-FTA	PCT	OR-DR	REB	AST	PF-DQ	STL	TO	BLK	PTS-AVG
				FGM-FGA	PCT	FGM-FGA	PCT										
MARBURY	82	80	3187	625-1413	.442	71-248	.286	353-452	.781	75-191	266	666	186-0	77	284	13	1674-20.4
MARION	81	81	3109	654-1395	.469	48-122	.393	191-226	.845	211-592	803	162	214-0	149	144	86	1547-19.1
ROGERS	50	7	1254	249-534	.466	49-140	.350	82-99	.828	95-146	241	72	148-2	50	66	17	629-12.6
HARDAWAY	80	55	2462	389-931	.418	23-83	.277	158-195	.810	98-252	350	324	184-0	122	189	32	959-12.0
DELK	41	1	877	166-416	.399	47-147	.320	56-67	.836	38-86	124	81	60-0	31	40	4	435-10.6
JOHNSON (PHX)	29	27	913	121-288	.420	14-42	.333	21-27	.778	35-83	118	105	55-0	26	43	11	277-9.6
TSAKALIDIS	67	47	1582	190-400	.475	0-1	.000	111-159	.698	130-244	374	23	193-4	23	78	69	491-7.3
GUGLIOTTA	44	40	1129	127-301	.422	3-9	.333	28-37	.757	59-162	221	77	116-1	39	61	30	285-6.5
WALLACE	46	0	490	93-214	.435	5-13	.385	40-46	.870	27-58	85	29	60-0	11	29	9	231-5.0
VOSKUHL	59	34	900	107-193	.554	0-0	—	82-109	.752	103-147	250	18	139-1	11	48	23	296-5.0
OUTLAW (PHX)	73	36	1768	153-278	.550	1-2	.500	35-84	.417	132-203	335	122	182-1	61	85	83	342-4.7
MAJERLE	65	1	1180	99-289	.343	79-235	.336	23-39	.590	28-148	176	90	104-0	48	35	15	300-4.6
CRISPIN (PHX)	15	0	129	23-56	.411	15-35	.429	8-8	1.000	2-8	10	24	8-0	4	9	0	69-4.6
FORD	53	0	452	61-118	.517	0-0	—	42-57	.737	32-75	107	7	99-0	6	32	7	164-3.1
PALACIO (PHX)	28	1	272	30-79	.380	1-7	.143	18-23	.783	3-20	23	29	23-0	9	16	1	79-2.8
SANTIAGO	3	0	24	4-8	.500	0-0	—	0-0	—	0-7	7	2	4-0	0	2	1	8-2.7
BELL	5	0	42	3-11	.273	0-6	.000	2-2	1.000	2-2	4	2	3-0	0	5	0	8-1.6
BUECHLER	6	0	54	2-6	.333	2-6	.333	0-0	—	2-6	8	3	7-0	1	1	0	6-1.0
DEL NEGRO	2	0	6	1-4	.250	0-0	—	0-0	—	0-0	0	2	0-0	0	0	0	2-1.0
BROWN (TOT)	1	0	6	0-1	.000	0-0	—	0-0	—	0-0	0	2	1-0	0	0	1	0-0.0
SUNS	82		19830	3097-6934	.447	358-1096	.327	1250-1630	.767	1072-2430	3502	1838	1785-9	668	1205	401	7802-95.1
OPPONENTS	82		19830	2957-6663	.444	433-1208	.358	1511-2013	.751	1030-2493	3523	1821	1521-9	685	1265	475	7858-95.8

Season Review 02-03

RECORD

44-38

Only one year removed from missing the postseason, the Suns reemerged as playoff contenders by securing the eighth and final seed in the competitive Western Conference. Sparking the eight-game improvement were 2003 All-Stars **Stephon Marbury** and **Shawn Marion**, the veteran leadership of **Anfernee Hardaway** and 2002-03 "got milk?" NBA Rookie of the Year **Amar'e Stoudemire**.

The Suns weren't just content with being back on their postseason course, though. The young squad put a scare into the NBA's top team and eventual NBA Champion San Antonio Spurs by stealing two victories in their first-round series on a couple of improbable game-winning shots by Marbury (Game 1) and **Jake Voskuhl** (Game 4).

The Suns' turnaround began at the 2002 NBA Draft when Phoenix selected high school phenom Stoudemire and **Casey Jacobsen** in the first round. Stoudemire eventually became the league's youngest ROY winner in the award's history and just the third Suns player to win the honor, following Walter Davis in 1977-78 and Alvan Adams in 1975-76.

Phoenix also got two All-Star performances from its top two players, Marbury and Marion, who became the Suns' first All-Star duo since 1995 (**Charles Barkley** and **Dan Majerle**). Marbury was the only player in the NBA to be in the top 12 in points (22.3, 12th) and assists (8.1, 4th), and capped his season with his second selection to the All-NBA Third Team. Marion finished the season as the only player ranked in top 20 in points (21.2, 17th) and top 10 in rebounds (9.5, 8th) and steals (2.28, 3rd).

Phoenix was a season-best 10 games above .500 on Jan. 12 (24-14) until injuries to three of the team's five opening night starters (Hardaway, **Jake Tsakalidis**, **Tom Gugliotta**) sent the team into a midseason slump. Led by **Frank Johnson**, in his first full season as head coach, the Suns won eight of their last 12 games to clinch a playoff spot in the final week of the regular season.

The campaign was only the second in the franchise's 35 years and the first since 1970-71 that the Suns did not make a player addition/subtraction or coaching change during the season.



FRONT ROW: Assistant Coach Phil Weber, Assistant Coach Mike D'Antoni, Head Coach Frank Johnson, Stephon Marbury, Joe Johnson, Anfernee Hardaway, Shawn Marion, Casey Jacobsen, Randy Brown, Assistant Coach Marc Iavaroni, Assistant Coach Tim Grgurich, Equipment Manager Rich Howell, Assistant Video Coordinator Ron DuBois.

BACK ROW: Head Trainer Aaron Nelson, Assistant Trainer Casey Smith, Alton Ford, Bo Outlaw, Jake Voskuhl, Jake Tsakalidis, Scott Williams, Dan Langhi, Tom Gugliotta, Amar'e Stoudemire, Video Coordinator Garrick Barr, Strength Coach Robin Pound.

DATE	OPPONENT	ATTEND.	SCORE	REC.	W/L	DATE	OPPONENT	ATTEND.	SCORE	REC.	W/L
10/30	@SEATTLE	14,002	73-86	0-1	L	1/20	@NEW ORLEANS	16,034	102-114	25-17	L
11/1	CLEVELAND	16,133	78-74	1-1	W	1/22	@MIAMI	14,633	85-92	25-18	L
11/2	@DALLAS	19,783	83-97	1-2	L	1/24	@ORLANDO	14,707	110-107	26-18	W
11/3	DETROIT	13,256	82-84	1-3	L	1/26	@NEW YORK	18,859	98-106	26-19	L
11/6	ATLANTA	14,685	93-88	2-3	W	1/27	@WASHINGTON	20,173	93-98	26-20	L
11/8	PORTLAND	15,009	86-75	3-3	W	1/29	LA LAKERS	18,437	90-99	26-21	L
11/13	@DENVER	11,846	75-72	4-3	W	1/31	@LA CLIPPERS	17,875	98-92	27-21	W
11/15	HOUSTON	16,284	88-87	5-3	W	2/1	GOLDEN STATE	16,174	116-107	28-21	W
11/19	@UTAH	19,410	76-99	5-4	L	2/3	CHICAGO	14,113	115-111*	29-21	W
11/22	@SACRAMENTO	17,317	101-118	5-5	L	2/11	LA CLIPPERS	15,085	106-107	29-22	L
11/23	DENVER	15,121	79-80	5-6	L	2/14	NEW YORK	15,438	115-116	29-23	L
11/25	MILWAUKEE	12,986	86-81	6-6	W	2/16	BOSTON	16,748	102-92	30-23	W
11/27	NEW JERSEY	16,615	82-75	7-6	W	2/19	HOUSTON	17,467	89-107	30-24	L
11/29	SAN ANTONIO	17,252	94-87	8-6	W	2/21	@TORONTO	18,695	89-92	30-25	L
11/30	@GOLDEN STATE	13,322	90-100	8-7	L	2/23	@MINNESOTA	15,771	97-99	30-26	L
12/2	MIAMI	12,420	90-100*	8-8	L	2/24	@CHICAGO	17,057	87-90	30-27	L
12/4	MEMPHIS	12,939	98-85	9-8	W	2/26	@MILWAUKEE	17,213	118-112	31-27	W
12/6	INDIANA	15,073	102-96	10-8	W	3/1	NEW ORLEANS	16,133	92-97	31-28	L
12/8	@MEMPHIS	12,469	94-102	10-9	L	3/4	@SAN ANTONIO	18,797	104-97	32-28	W
12/9	@NEW JERSEY	10,248	93-106	10-10	L	3/5	PORTLAND	15,314	98-92	33-28	W
12/11	@BOSTON	13,049	103-94	11-10	W	3/9	MINNESOTA	19,023	98-105	33-29	L
12/13	@PHILADELPHIA	19,894	99-91	12-10	W	3/11	@GOLDEN STATE	16,433	98-113	33-30	L
12/14	@ATLANTA	7,851	102-88	13-10	W	3/13	SACRAMENTO	18,184	109-84	34-30	W
12/16	ORLANDO	13,112	87-84	14-10	W	3/16	@HOUSTON	15,717	75-85	34-31	L
12/17	@SACRAMENTO	17,317	86-95	14-11	L	3/17	TORONTO	15,326	95-91*	35-31	W
12/20	@LA CLIPPERS	15,970	87-76	15-11	W	3/19	UTAH	15,196	86-99	35-32	L
12/21	SACRAMENTO	18,133	110-101	16-11	W	3/21	WASHINGTON	19,023	109-83	36-32	W
12/23	SEATTLE	16,145	89-88	17-11	W	3/22	@DALLAS	20,087	95-102	36-33	L
12/27	LA CLIPPERS	15,756	108-95	18-11	W	3/24	SEATTLE	18,535	73-82	36-34	L
12/29	@CLEVELAND	9,410	103-84	19-11	W	3/26	@MEMPHIS	14,524	101-99	37-34	W
12/30	@MINNESOTA	18,347	98-104	19-12	L	3/28	@DETROIT	22,076	94-91	38-34	W
1/2	PHILADELPHIA	17,557	96-78	20-12	W	3/30	@INDIANA	15,258	81-92	38-35	L
1/4	LA LAKERS	19,023	107-93	21-12	W	4/1	DENVER	17,124	95-65	39-35	W
1/5	@LA LAKERS	18,642	97-109	21-13	L	4/5	MINNESOTA	18,413	111-94	40-35	W
1/7	@PORTLAND	18,669	88-81	22-13	W	4/6	@LA LAKERS	18,997	113-115*	40-36	L
1/8	@UTAH	19,820	93-99	22-14	L	4/8	@DENVER	13,873	98-78	41-36	W
1/10	MEMPHIS	15,005	99-93	23-14	W	4/9	DALLAS	17,136	112-89	42-36	W
1/12	UTAH	15,348	107-99	24-14	W	4/11	GOLDEN STATE	17,792	117-101	43-36	W
1/14	@SAN ANTONIO	17,101	100-108*	24-15	L	4/13	SAN ANTONIO	19,023	92-85	44-36	W
1/15	@HOUSTON	10,171	96-102	24-16	L	4/15	@PORTLAND	20,580	102-120	44-37	L
1/17	DALLAS	19,023	111-106	25-16	W	4/16	@SEATTLE	17,072	70-84	44-38	L

*Overtime

02-03 Final Statistics

PLAYER	G	GS	MIN	3 PT				REBOUNDS				AST	PF-DQ	STL	TO	BLK	PTS-AVG
				FGM-FGA	PCT	FTM-FTA	PCT	OR-DR	TOT								
MARBURY	81	81	3240	671-1530	.439	89-296	.301	375-467	.803	53-210	263	654	200-1	108	263	20	1806-22.3
MARION	81	81	3373	662-1466	.452	141-364	.387	251-295	.851	199-574	773	198	208-0	185	157	95	1716-21.4
STOUDEMIRE	82	71	2570	392-830	.472	2	.200	320-484	.661	250-471	721	78	269-3	62	189	87	1106-13.5
HARDAWAY	58	51	1777	256-573	.447	26-73	.356	77-97	.794	66-192	258	235	150-1	66	145	26	615-10.6
JOHNSON	82	34	2255	316-796	.397	75-205	.366	96-124	.774	57-207	264	210	143-0	62	108	19	803-9.8
JACOBSEN	72	0	1147	122-327	.373	52-165	.315	72-105	.686	29-54	83	73	90-0	35	55	6	368-5.1
TSAKALIDIS	33	27	543	61-135	.452	0-0	---	39-58	.672	45-77	122	13	80-1	6	26	17	161-4.9
GUGLIOTTA	27	11	447	60-132	.455	0-1	.000	9-9	1.000	25-75	100	31	35-0	14	31	5	129-4.8
OUTLAW	80	20	1800	153-278	.550	0-2	.000	72-116	.621	134-234	368	112	194-1	50	76	71	378-4.7
WILLIAMS	69	33	872	120-292	.411	0-2	.000	33-42	.786	72-121	193	22	159-2	27	32	21	273-4.0
VOSKUHL	65	1	947	92-163	.564	0-0	---	64-96	.667	97-128	225	36	172-0	18	48	29	248-3.8
LANGHI	60	0	541	81-202	.401	9-31	.290	12-20	.600	19-68	87	21	58-0	15	16	6	183-3.1
BROWN	32	0	262	16-43	.372	0-0	---	9-12	.750	3-23	26	35	36-0	17	17	2	41-1.3
FORD	11	0	31	3-9	.333	0-0	---	1-3	.333	0-6	6	1	7-0	0	2	0	7-0.6
SUNS	82		19805	3005-6776	.443	394-1149	.343	1430-1928	.742	1049-2440	3489	1719	1801-9	665	1208	404	7834-95.5
OPPONENTS	82		19805	2913-6658	.438	436-1361	.320	1479-1932	.766	1031-2487	3518	1824	1763-20	639	1309	453	7741-94.4

Season Review 03-04

RECORD
29-53

From the roster to the coaching staff to the arena they play in, 2003-04 became a season of change and adjustment for the Phoenix Suns.

The season began with high hopes, but after struggling through the first six weeks, the Suns opted for a coaching change. **Mike D'Antoni** was named the club's 12th head coach in team history on Dec. 10, replacing **Frank Johnson**. Less than one month later on Jan. 5, Phoenix pulled off a major deal that sent **Stephon Marbury**, **Anfernee Hardaway** and **Cezary Trybanski** to New York for **Antonio McDyess**, **Howard Easley**, **Maciej Lampe**, **Charlie Ward**, the draft rights to **Milos Vujanic**, two first-round picks and cash.

Even though the team finished 29-53 and missed the playoffs, the deal offered salary cap flexibility and transformed the club into the youngest team in the NBA, and put the franchise in excellent position to improve via free agency in the offseason.

One player who clearly benefited from the trade was **Joe Johnson**, who took advantage of increased playing time, and averaged nearly 20 points, five rebounds and five assists in the final 48 games. After a slow start, **Amar'e Stoudemire** led the Suns in scoring with 20.6 points, but played in only 55 games due to a left ankle, big toe injury.

Suns Chairman and CEO **Jerry Colangelo** was elected to the Naismith Memorial Basketball Hall of Fame in Springfield, Mass. on April 5, joining former Suns player **Connie Hawkins** as a recipient of the sport's highest honor. Shortly after the season ended, Arizona native **Robert Sarver** led an investment group that purchased the club for an NBA record \$401 million on June 30.



FRONT ROW: Video Coordinator Danny Aning, Assistant Coach/NBA Scout Todd Quinter, Assistant Coach Marc Iavaroni, Assistant Coach Tim Grgurich, Howard Easley, Donnell Harvey, Joe Johnson, Casey Jacobsen, Leandro Barbosa, Head Coach Mike D'Antoni, Assistant Coach Phil Weber, Athletic Trainer Aaron Nelson, Equipment Manager Rich Howell.

BACK ROW: Assistant Athletic Trainer Mike Elliott, Strength Coach/Assistant Trainer Casey Smith, Amar'e Stoudemire, Antonio McDyess, Zarko Cabarkapa, Jake Voskuhl, Maciej Lampe, Jahidi White, Shawn Marion, Assistant Video Coordinator Noel Gillespie, Assistant Equipment Manager Jay Gaspar.

DATE	OPPONENT	ATTEND.	SCORE	REC.	W/L	DATE	OPPONENT	ATTEND.	SCORE	REC.	W/L
10/28	@SAN ANTONIO	18,797	82-83	0-1	L	1/19	@L.A. LAKERS	18,312	88-85	16-26	W
10/30	CLEVELAND	18,422	95-86	1-1	W	1/21	@DENVER	15,652	92-97	16-27	L
11/1	L.A. LAKERS	18,422	99-103	1-2	L	1/23	SAN ANTONIO	17,799	84-86	16-28	L
11/5	@UTAH	18,852	80-91	1-3	L	1/25	@MINNESOTA	16,002	95-99	16-29	L
11/7	MEMPHIS	16,485	96-88	2-3	W	1/27	@ATLANTA	11,179	89-85	17-29	W
11/10	@GOLDEN STATE	13,278	99-96	3-3	W	1/28	@INDIANA	16,111	79-101	17-30	L
11/12	ATLANTA	15,703	94-99	3-4	L	1/30	@WASHINGTON	14,125	100-105	17-31	L
11/14	@HOUSTON	18,134	85-90	3-5	L	1/31	@NEW YORK	19,763	105-110	17-32	L
11/15	DETROIT	15,681	91-100	3-6	L	2/2	HOUSTON	16,446	99-79	18-32	W
11/18	CHICAGO	14,263	95-82	4-6	W	2/4	PORTLAND	14,121	97-101	18-33	L
11/20	ORLANDO	15,203	96-89	5-6	W	2/6	SEATTLE	16,486	105-107	18-34	L
11/22	MIAMI	16,379	100-98	6-6	W	2/7	UTAH	15,792	92-96	18-35	L
11/25	@DENVER	12,003	80-111	6-7	L	2/10	TORONTO	14,138	94-101	18-36	L
11/26	DALLAS	17,205	121-90	7-7	W	2/11	@GOLDEN STATE	14,587	99-110	18-37	L
11/28	GOLDEN STATE	15,826	83-92	7-8	L	2/17	@MINNESOTA	16,181	95-110	18-38	L
12/1	INDIANA	14,398	82-89	7-9	L	2/20	@MEMPHIS	15,710	92-97	18-39	L
12/3	MINNESOTA	16,508	79-92	7-10	L	2/22	L.A. LAKERS	18,422	92-104	18-40	L
12/5	@BOSTON	15,116	110-106	8-10	W	2/25	NEW YORK	17,769	113-95	19-40	W
12/6	@NEW JERSEY	14,639	88-99	8-11	L	2/27	@SEATTLE	15,224	104-99	20-40	W
12/8	@ORLANDO	12,584	98-105	8-12	L	2/29	@SACRAMENTO	17,317	94-108	20-41	L
12/9	@MIAMI	14,568	72-92	8-13	L	3/3	NEW JERSEY	17,332	87-74	21-41	W
12/11	NEW ORLEANS	17,173	101-111	8-14	L	3/6	SAN ANTONIO	16,039	86-107	21-42	L
12/13	@L.A. CLIPPERS	14,874	91-106	8-15	L	3/8	@DALLAS	20,357	90-103	21-43	L
12/14	@SACRAMENTO	17,317	102-107	8-16	L	3/12	UTAH	14,790	90-99	21-44	L
12/16	SEATTLE	15,063	92-91*	9-16	W	3/13	DALLAS	16,705	90-113	21-45	L
12/18	@PORTLAND	16,576	94-101	9-17	L	3/15	@HOUSTON	16,328	99-97*	22-45	W
12/20	HOUSTON	15,302	102-87	10-17	W	3/16	L.A. CLIPPERS	15,539	98-110	22-46	L
12/21	@L.A. LAKERS	18,897	101-107	10-18	L	3/19	MINNESOTA	18,422	80-93	22-47	L
12/23	@SEATTLE	14,527	90-116	10-19	L	3/20	MILWAUKEE	18,422	123-111	23-47	W
12/26	BOSTON	17,034	102-104	10-20	L	3/23	@CLEVELAND	19,024	103-86	24-47	W
12/28	PHILADELPHIA	17,259	100-92	11-20	W	3/24	@PHILADELPHIA	17,947	94-99	24-48	L
12/29	@L.A. CLIPPERS	13,405	113-105	12-20	W	3/26	@NEW ORLEANS	13,108	99-94	25-48	W
1/2	@DETROIT	22,076	81-93	12-21	L	3/27	@SAN ANTONIO	18,797	76-105	25-49	L
1/4	@TORONTO	19,029	73-83	12-22	L	3/29	WASHINGTON	15,124	101-95	26-49	W
1/5	@CHICAGO	16,720	82-87	12-23	L	4/2	@MEMPHIS	19,351	99-109	26-50	L
1/7	@MILWAUKEE	14,009	87-95	12-24	L	4/3	@DALLAS	20,348	103-124	26-51	L
1/9	SACRAMENTO	16,848	93-113	12-25	L	4/7	DENVER	16,797	96-111	26-52	L
1/13	DENVER	15,910	92-105	12-26	L	4/9	SACRAMENTO	18,422	101-96	27-52	W
1/15	@PORTLAND	14,202	105-96	13-26	W	4/11	MEMPHIS	15,216	89-83	28-52	W
1/16	GOLDEN STATE	14,921	104-93	14-26	W	4/13	L.A. CLIPPERS	17,108	96-98	28-53	L
1/18	PORTLAND	15,131	96-92	15-26	W	4/14	@UTAH	19,911	89-84	29-53	W

*Overtime

03-04 Final Statistics

PLAYER	3 PT										REBOUNDS							
	G	GS	MIN	FGM-FGA	PCT	FGM-FGA	PCT	FTM-FTA	PCT	OR-DR	TOT	AST	PF-DQ	STL	TO	BLK	PTS-AVG	
MARBURY	34	34	1415	262-606	.432	37-118	.314	147-185	.795	19-98	117	281	74-0	64	97	5	708-20.8	
STOUDÉMIRE	55	53	2025	411-865	.475	1-5	.200	310-435	.713	157-339	496	78	188-5	64	177	89	1133-20.6	
MARION	79	79	3217	590-1341	.440	90-265	.340	228-268	.851	212-525	737	214	203-1	167	156	104	1498-19.0	
JOHNSON	82	77	3331	555-1291	.430	83-272	.305	174-232	.750	80-305	385	362	177-1	93	199	26	1367-16.7	
HARDAWAY	34	10	876	120-271	.443	14-35	.400	42-49	.857	27-71	98	97	65-1	28	42	8	296-8.7	
BARBOSA	70	46	1500	210-470	.447	83-210	.395	47-61	.770	23-100	123	165	184-6	93	120	7	550-7.9	
WILLIAMS	16	10	267	53-101	.525	2-2	1.000	9-13	.692	23-49	72	6	45-0	15	6	7	117-7.3	
MCDYESS (PHX)	24	14	506	61-126	.484	0-0	—	16-31	.516	39-99	138	16	71-5	25	30	13	138-5.8	
EISLEY (PHX)	34	0	727	86-249	.345	24-78	.308	44-53	.830	13-50	63	117	52-0	26	48	2	240-7.1	
VOSKUHL	66	43	1606	152-300	.507	0-0	—	134-181	.740	123-220	343	57	258-8	42	77	25	438-6.6	
JACOBSEN	78	13	1828	150-360	.417	75-180	.417	91-111	.820	42-159	201	98	144-0	48	68	9	466-6.0	
LAMPE	21	0	224	43-88	.489	0-4	.000	10-13	.769	9-35	44	9	28-0	3	15	3	96-4.6	
WHITE (PHX)	61	17	861	99-189	.524	0-0	—	63-126	.500	97-164	261	7	176-4	25	65	50	261-4.3	
CABARKAPA	49	4	570	81-197	.411	6-32	.188	35-53	.660	26-73	99	40	75-0	10	54	13	203-4.1	
HARVEY (PHX)	36	7	438	53-112	.473	0-0	—	35-44	.795	19-73	92	13	85-0	14	23	16	141-3.9	
GUGLIOTTA	30	3	304	31-99	.313	0-1	.000	6-8	.750	15-41	56	21	34-0	14	20	4	68-2.3	
ARCHIBALD	1	0	6	0-1	.000	0-0	—	1-2	.500	0-1	1	1	1-0	0	1	0	1-1.0	
KNIGHT	3	0	19	1-3	.333	0-0	—	0-0	—	0-3	3	4	1-0	3	3	1	2-0.7	
TRYBANSKI	4	0	10	0-2	.000	0-0	—	0-0	—	0-1	1	0	1-0	0	2	1	0-0.0	
SUNS	82	19730	2958-6671	.443	415-1202	.345	1392-1865	.746	924-2406	3330	1586	1862-31	734	1249	383	7723	94.2	
OPPONENTS	82	19730	2975-6671	.446	479-1374	.349	1601-2093	.765	1038-2550	3588	1760	1589-3	649	1304	431	8030	97.9	

Season Review 04-05

RECORD

62-20

The Phoenix Suns posted one of the most remarkable turnarounds in NBA history under the direction of new majority owner **Robert Sarver** and became only the second team in NBA history (1979-80 Boston Celtics) to post a 60-win season following a 50-loss season. Prior to the start of the season, few could have predicted what would ensue... best record in the NBA, the third-greatest turnaround in league history, a franchise-record tying 62 regular season victories, including a remarkable 31-10 road record, the team's first trip to the Western Conference Finals since 1993, and NBA MVP (**Steve Nash**), Coach of the Year (**Mike D'Antoni**) and Executive of the Year (**Bryan Colangelo**) individual honors.

Aided by the offseason signings of Nash and **Quentin Richardson**, the Suns jumped out to a 31-4 start and never looked back. The two teamed with **Amar'e Stoudemire**, **Shawn Marion** and **Joe Johnson** to form one of the most explosive starting fives in the NBA in recent memory. The club's high-octane offense posted the league's highest scoring average in a decade (110.4) and broke the NBA record for most three-pointers made in a single season (796).

The surprising Suns were well represented at the 2005 All-Star Weekend in Denver with the entire starting five in attendance, including the outstanding trio of Nash, Stoudemire and Marion in the main event. Nash was the catalyst for the Suns' 33-game improvement and was rewarded by becoming only the second Suns player (**Charles Barkley**, 1992-93) to be named NBA MVP after averaging 15.5 points and a career-high 11.5 assists. In only his third NBA season, Stoudemire averaged a team-high 26.0 points, trailing only **Tom Chambers'** franchise-best 27.2 scoring average set in 1989-90. Marion, who averaged 19.4 points and a career-high 11.3 rebounds, became only the second player ever (David Robinson, 1991-92) to rank in the top five in the league in rebounding and steals.

After locking up home-court advantage throughout the playoffs, the top-seeded Suns earned their first sweep ever in a best-of-seven series by ousting the Memphis Grizzlies in the first round. Then despite losing Johnson to a devastating orbital bone fracture that sidelined him for the remainder of the Western Conference Semifinals in Game 2, the Suns bounced back in spectacular fashion to knock off the Dallas Mavericks in a thrilling six-game series. The eventual NBA Champion San Antonio Spurs knocked off the Suns 4-1 in the Western Conference Finals.



FRONT ROW: Assistant Athletic Trainer Mike Elliott, Strength Coach/Assistant Trainer Erik Phillips, Athletic Trainer Aaron Nelson, Head Coach Mike D'Antoni, Steve Nash, Joe Johnson, Shawn Marion, Quentin Richardson, Jim Jackson, Leandro Barbosa, Assistant Coach Phil Weber, Equipment Manager Rich Howell, Assistant Equipment Manager Jay Gaspar.

BACK ROW: Assistant Coach/NBA Scout Todd Quinter, Assistant Coach Marc Iavaroni, Bo Outlaw, Walter McCarty, Jake Voskuhl, Steven Hunter, Paul Shirley, Amar'e Stoudemire, Assistant Coach Alvin Gentry, Video Coordinator Noel Gillespie.

DATE	OPPONENT	ATTEND.	SCORE	REC.	W/L	DATE	OPPONENT	ATTEND.	SCORE	REC.	W/L
11/3	ATLANTA	18,422	112-82	1-0	W	1/23	NEW JERSEY	18,139	113-105	32-10	W
11/5	@PHILADELPHIA	19,385	108-98	2-0	W	1/25	@NEW YORK	13,680	133-118	33-10	W
11/6	@NEW JERSEY	13,254	112-80	3-0	W	1/26	@MILWAUKEE	18,847	121-115	34-10	W
11/9	@CHICAGO	17,595	94-74	4-0	W	1/28	@BOSTON	17,109	128-119	35-10	W
11/10	@CLEVELAND	15,190	109-114*	4-1	L	1/30	@TORONTO	19,800	123-105	36-10	W
11/13	SACRAMENTO	18,422	111-113	4-2	L	2/1	@MEMPHIS	16,637	97-108	36-11	L
11/16	@DALLAS	20,238	107-101	5-2	W	2/2	@MINNESOTA	17,179	108-79	37-11	W
11/17	@NEW ORLEANS	11,359	95-84	6-2	W	2/5	NEW YORK	18,422	114-106	38-11	W
11/19	L.A. LAKERS	18,422	107-102	7-2	W	2/8	@SACRAMENTO	17,317	125-123	39-11	W
11/21	@L.A. CLIPPERS	17,077	122-111	8-2	W	2/11	SEATTLE	18,422	105-113	39-12	L
11/22	CHICAGO	15,285	100-82	9-2	W	2/13	@GOLDEN STATE	16,544	106-102*	40-12	W
11/24	MILWAUKEE	15,088	111-104	10-2	W	2/14	UTAH	18,422	136-128	41-12	W
11/26	NEW ORLEANS	17,986	95-86	11-2	W	2/17	DALLAS	18,422	113-119	41-13	L
11/30	@UTAH	17,336	115-102	12-2	W	2/23	L.A. CLIPPERS	18,221	118-101	42-13	W
12/1	CLEVELAND	14,795	120-101	13-2	W	2/26	@DALLAS	20,435	124-123	43-13	W
12/3	MINNESOTA	16,915	93-97	13-3	L	2/27	BOSTON	18,422	113-120*	43-14	L
12/5	@PORTLAND	16,128	121-99	14-3	W	3/3	DETROIT	18,422	100-97	44-14	W
12/7	GOLDEN STATE	14,272	118-104	15-3	W	3/5	PORTLAND	18,422	129-116	45-14	W
12/8	@L.A. LAKERS	18,997	113-110	16-3	W	3/6	@SEATTLE	17,072	110-99	46-14	W
12/10	CHARLOTTE	17,105	115-106	17-3	W	3/9	SAN ANTONIO	18,422	107-101	47-14	W
12/13	ORLANDO	14,228	121-100	18-3	W	3/11	HOUSTON	18,422	107-127	47-15	L
12/15	UTAH	14,908	108-86	19-3	W	3/13	@DENVER	19,556	106-101	48-15	W
12/17	@SEATTLE	17,072	112-110	20-3	W	3/18	GOLDEN STATE	18,422	100-110	48-16	L
12/18	WASHINGTON	16,948	110-96	21-3	W	3/20	@MEMPHIS	18,119	97-91	49-16	W
12/20	@DENVER	19,609	107-105	22-3	W	3/22	@ATLANTA	14,521	105-94	50-16	W
12/23	MEMPHIS	17,422	109-102	23-3	W	3/23	@CHARLOTTE	11,664	120-105	51-16	W
12/26	TORONTO	18,422	106-94	24-3	W	3/25	@MIAMI	20,278	115-125	51-17	L
12/28	@SAN ANTONIO	18,797	94-115	24-4	L	3/26	@ORLANDO	17,283	118-116	52-17	W
12/29	@NEW ORLEANS	16,905	107-96	25-4	W	3/28	DENVER	18,422	123-114	53-17	W
1/2	PORTLAND	18,166	117-98	26-4	W	3/30	PHILADELPHIA	18,422	116-87	54-17	W
1/4	@MINNESOTA	18,132	122-115	27-4	W	4/1	MINNESOTA	18,422	107-98	55-17	W
1/5	@HOUSTON	15,258	108-98	28-4	W	4/3	@HOUSTON	18,203	91-78	56-17	W
1/8	@L.A. CLIPPERS	17,664	108-91	29-4	W	4/5	L.A. LAKERS	18,422	125-99	57-17	W
1/9	INDIANA	18,422	124-89	30-4	W	4/8	@GOLDEN STATE	20,043	119-127	57-18	L
1/11	MIAMI	18,422	122-107	31-4	W	4/9	HOUSTON	18,422	97-98	57-19	L
1/12	@UTAH	19,209	108-115	31-5	L	4/11	@L.A. LAKERS	18,997	108-97	58-19	W
1/14	@INDIANA	18,345	83-101	31-6	L	4/12	NEW ORLEANS	17,616	99-85	59-19	W
1/15	@WASHINGTON	20,173	103-108	31-7	L	4/15	L.A. CLIPPERS	18,422	98-91	60-19	W
1/17	@DETROIT	22,076	80-94	31-8	L	4/16	SACRAMENTO	18,422	116-98	61-19	W
1/19	MEMPHIS	18,422	79-88	31-9	L	4/18	DENVER	18,422	128-114	62-19	W
1/21	SAN ANTONIO	18,422	123-128*	31-10	L	4/20	@SACRAMENTO	17,317	107-132	62-20	L

*Overtime

04-05 Final Statistics

PLAYER	G	GS	MIN	FGM-FGA	PCT	3 PT			FTM-FTA	PCT	REBOUNDS		AST	PF-DQ	STL	TO	BLK	PTS-AVG
						FGM-FGA	PCT	PCT			OR-DR	TOT						
STOUDMIRE	80	80	2889	747-1336	.559	3-16	.188	583-795	.733	219-494	713	131	278-5	77	189	130	2080-26.0	
MARION	81	81	3146	613-1289	.476	114-341	.334	229-275	.833	235-680	915	154	199-0	163	125	119	1569-19.4	
JOHNSON	82	82	3240	544-1179	.461	177-370	.478	135-180	.750	120-302	422	291	167-0	79	148	24	1400-17.1	
NASH	75	75	2573	430-857	.502	94-218	.431	211-238	.887	57-192	249	861	136-0	74	245	6	1165-15.5	
RICHARDSON	79	78	2839	407-1045	.389	226-631	.358	136-184	.739	91-388	479	158	197-4	96	102	27	1176-14.9	
JACKSON (TOT)	64	27	1987	248-582	.426	122-295	.414	54-58	.931	33-236	269	183	153-1	35	115	5	672-10.5	
JACKSON (PHO)	40	3	997	130-299	.435	68-148	.459	24-25	.960	23-131	154	97	86-0	12	59	4	352-8.8	
BARBOSA	63	6	1087	168-354	.475	51-139	.367	55-69	.797	32-98	130	126	127-0	30	87	7	442-7.0	
JACOBSEN	40	0	768	65-157	.414	34-89	.382	48-62	.774	17-50	67	37	56-0	11	27	1	212-5.3	
HUNTER	76	3	1046	135-220	.614	0-1	.000	78-163	.479	98-129	227	13	131-1	4	44	102	348-4.6	
MCCARTY (TOT)	72	0	906	95-235	.404	55-155	.355	15-29	.517	29-109	138	37	144-1	25	36	15	260-3.6	
MCCARTY (PHO)	28	0	353	33-85	.388	25-65	.385	7-14	.500	8-53	61	11	59-1	10	19	6	98-3.5	
CABARKAPA	3	0	11	4-7	.571	0-0	—	1-1	1.000	2-1	3	0	0-0	0	0	0	9-3.0	
PARKER (TOT)	16	1	144	18-43	.419	3-13	.231	9-13	.692	4-8	12	15	16-0	5	19	0	48-3.0	
PARKER (PHO)	5	0	34	7-15	.467	1-4	.250	0-0	—	2-1	3	4	3-0	2	9	0	15-3.0	
LAMPE	16	0	119	17-49	.347	2-3	.667	8-12	.667	9-23	32	1	20-0	1	10	2	44-2.8	
VOSKUHL	38	1	360	27-59	.458	0-0	—	26-38	.684	30-62	92	17	60-0	4	20	11	80-2.1	
TABUSE	4	0	17	1-6	.167	1-1	1.000	4-4	1.000	2-2	4	3	1-0	0	1	0	7-1.8	
VROMAN	10	1	57	6-16	.375	0-0	—	4-7	.571	5-8	13	7	11-0	3	7	2	16-1.6	
SHIRLEY	9	0	30	5-11	.455	0-0	—	2-4	.500	1-1	2	3	3-0	0	1	0	12-1.3	
OUTLAW	39	0	214	12-34	.353	0-0	—	5-9	.556	16-37	53	13	29-0	6	8	12	29-0.7	
SUNS	82		19780	3351-7018	.477	796-2026	.393	1556-2080	.748	967-2652	3619	1927	1563-11	572	1125	453	9054-110.4	
OPPONENTS	82		19780	3328-7485	.445	494-1476	.335	1320-1775	.744	1233-2550	3783	1741	1750-13	627	1131	342	8470-103.3	

Season Review 05-06

RECORD

54-28

A resilient and determined Phoenix Suns team advanced to the Western Conference Finals for the second year in a row after overcoming numerous obstacles.

An unfortunate preseason knee injury to All-Star **Amar'e Stoudemire** and an overhauled roster had critics dismissing the Suns as a playoff contender, but the run-and-gun Suns won their second consecutive Pacific Division title for the first time in franchise history. Despite returning only three active players from the 2004-05 roster (**Steve Nash**, **Shawn Marion**, **Leandro Barbosa**) and the loss of the NBA's fifth-leading scorer (Stoudemire), Phoenix became the first team in NBA history to lead the league in scoring (108.4), field goal percentage (.479), three-point field goal percentage (.399) and free-throw percentage (.806).

Nash directed an explosive offense that featured seven players who recorded career years in scoring. For his efforts, Nash was awarded his second consecutive NBA MVP award after posting career highs in scoring (18.8), rebounds (4.2), field goal percentage (.512), free throw percentage (franchise-record .921) and minutes played (35.4). Equally impressive was teammate Marion, who enjoyed a career year, posting career highs in scoring (21.8), rebounds (11.8), blocks (1.69), double-doubles (60) and field goal percentage (.525). Perhaps, the biggest surprise was the emergence of newcomer **Boris Diaw**, who came to Phoenix from Atlanta in the Joe Johnson sign-and-trade deal, and became the second player (**Kevin Johnson**, 1988-89) in franchise history to be named the NBA's Most Improved Player after averaging 13.3 points, 6.9 rebounds and 6.2 assists.

After locking up the No. 2 seed in the Western Conference playoffs, the Suns became only the eighth team in NBA history to wipe out a 3-1 deficit and defeat the L.A. Lakers in the first round. In yet another grueling seven-game series, Phoenix ousted the L.A. Clippers in the conference semifinals and took a stunning 1-0 lead in the Western Conference Finals with a 121-118 road win in Dallas on May 24. Unfortunately, the win came at a cost. Starting guard **Raja Bell** suffered a left calf strain late in the game that hampered the team's inspirational leader the rest of the series as the pesky Suns finally bowed out in six games.

On Jan. 6, 2006, America West Arena, the Suns home since 1992-93, was officially renamed the US Airways Center.



FRONT ROW: Video Coordinator Noel Gillespie, Assistant Video Coordinator Jason March, Assistant Athletic Trainer Mike Elliott, Strength Coach/Assistant Trainer Erik Phillips, Athletic Trainer Aaron Nelson, Equipment Managers Jay Gaspar and Rich Howell.
MIDDLE ROW: Assistant Coach Phil Weber, Head Coach Mike D'Antoni, Eddie House, Leandro Barbosa, Raja Bell, Shawn Marion, Dijon Thompson, Steve Nash, Andre Barrett, Assistant Coach Alvin Gentry, Assistant Coach Marc Iavaroni, Assistant Coach Dan D'Antoni.
BACK ROW: James Jones, Boris Diaw, Pat Burke, Nikoloz Tskitishvili, Amar'e Stoudemire, Kurt Thomas, Brian Grant, Tim Thomas.

DATE	OPPONENT	ATTEND.	SCORE	REC.	W/L	DATE	OPPONENT	ATTEND.	SCORE	REC.	W/L
11/1	DALLAS	17,961	108-111**	0-1	L	1/26	@MIAMI	20,025	107-98	27-15	W
11/3	@L.A. LAKERS	18,997	122-112	1-1	W	1/27	@ATLANTA	13,557	110-106	28-15	W
11/5	@UTAH	18,609	97-88	2-1	W	1/29	@CLEVELAND	20,562	106-113	28-16	L
11/6	SACRAMENTO	17,298	117-118	2-2	L	1/31	@PHILADELPHIA	15,732	123-99	29-16	W
11/10	DETROIT	17,663	104-111	2-3	L	2/1	@BOSTON	15,019	102-94	30-16	W
11/12	GOLDEN STATE	16,562	101-86	3-3	W	2/4	CHICAGO	18,422	118-101	31-16	W
11/16	MEMPHIS	15,808	103-115	3-4	L	2/6	MINNESOTA	17,912	101-103	31-17	L
11/18	UTAH	16,332	102-94	4-4	W	2/8	MEMPHIS	17,801	108-102	32-17	W
11/19	@SAN ANTONIO	18,797	91-97	4-5	L	2/10	SACRAMENTO	18,422	112-104	33-17	W
11/22	TORONTO	16,259	90-82	5-5	W	2/15	@DENVER	18,182	116-101	34-17	W
11/23	@HOUSTON	18,059	100-88	6-5	W	2/16	HOUSTON	18,327	109-75	35-17	W
11/25	NEW JERSEY	18,068	92-81	7-5	W	2/22	BOSTON	18,422	103-94	36-17	W
11/30	INDIANA	16,674	109-91	8-5	W	2/25	CHARLOTTE	18,422	136-121	37-17	W
12/2	DENVER	17,852	102-97	9-5	W	2/27	@HOUSTON	13,521	111-94	38-17	W
12/4	ATLANTA	16,992	112-94	10-5	W	3/1	MILWAUKEE	17,701	123-110	39-17	W
12/6	PORTLAND	15,102	130-85	11-5	W	3/3	ORLANDO	18,422	123-118	40-17	W
12/7	@GOLDEN STATE	17,389	118-110	12-5	W	3/5	@DALLAS	20,340	115-107	41-17	W
12/9	NEW YORK	18,207	85-81	13-5	W	3/6	@N.O./OKLA. CITY	19,207	101-88	42-17	W
12/10	@L.A. CLIPPERS	17,033	91-101	13-6	L	3/9	SAN ANTONIO	18,422	93-117	42-18	L
12/12	N.O./OKLA. CITY	15,547	87-91	13-7	L	3/11	MINNESOTA	18,422	110-102	43-18	W
12/14	@DALLAS	19,731	96-102	13-8	L	3/12	@PORTLAND	18,896	101-111	43-19	L
12/16	@N.O./OKLA. CITY	7,302	101-88	14-8	W	3/14	@SEATTLE	16,841	129-120	44-19	W
12/17	@MEMPHIS	16,375	87-91	14-9	L	3/15	L.A. CLIPPERS	18,422	126-95	45-19	W
12/20	SEATTLE	17,590	111-83	15-9	W	3/17	@SAN ANTONIO	18,797	102-108	45-20	L
12/23	WASHINGTON	18,265	111-112	15-10	L	3/21	@UTAH	18,948	99-107	45-21	L
12/26	@MINNESOTA	17,197	103-89	16-10	W	3/23	PORTLAND	18,422	125-108	46-21	W
12/28	@WASHINGTON	16,424	104-99	17-10	W	3/25	DENVER	18,422	107-96	47-21	W
12/30	@CHARLOTTE	18,201	110-100	18-10	W	3/27	@NEW JERSEY	18,467	72-110	47-22	L
12/31	@CHICAGO	22,165	107-98*	19-10	W	3/28	@MILWAUKEE	15,573	110-132	47-23	L
1/2	@NEW YORK	19,763	133-140****	19-11	L	3/30	@INDIANA	18,345	114-104	48-23	W
1/4	PHILADELPHIA	18,301	105-85	20-11	W	3/31	@TORONTO	19,800	140-126	49-23	W
1/6	MIAMI	18,422	111-93	21-11	W	4/2	@DETROIT	22,076	102-109	49-24	L
1/7	SAN ANTONIO	18,422	91-86	22-11	W	4/5	L.A. CLIPPERS	18,422	105-119	49-25	L
1/10	@DENVER	14,492	137-139***	22-12	L	4/7	L.A. LAKERS	18,422	107-96	50-25	W
1/12	GOLDEN STATE	18,037	112-99	23-12	W	4/9	@SEATTLE	16,861	114-116	50-26	L
1/14	CLEVELAND	18,422	115-106	24-12	W	4/11	@SACRAMENTO	17,317	123-110	51-26	W
1/17	@SACRAMENTO	17,317	90-119	24-13	L	4/13	DALLAS	18,422	117-104	52-26	W
1/18	@L.A. CLIPPERS	16,888	112-102	25-13	W	4/14	@GOLDEN STATE	18,618	102-110	52-27	L
1/20	L.A. LAKERS	18,422	106-93	26-13	W	4/16	@L.A. LAKERS	18,997	89-109	52-28	L
1/22	SEATTLE	18,294	149-152**	26-14	L	4/17	N.O./OKLA. CITY	18,422	115-78	53-28	W
1/24	@ORLANDO	15,791	102-111	26-15	L	4/19	@PORTLAND	19,272	106-96	54-28	W

*Overtime

05-06 Final Statistics

PLAYER	G	GS	MIN	3 PT				REBOUNDS				AST	PF-DQ	STL	TO	BLK	PTS-AVG
				FGM-FGA	PCT	FGM-FGA	PCT	FTM-FTA	PCT	OR-DR	TOT						
MARION	81	81	3263	716-1365	.525	96-290	.331	241-298	.809	249-710	959	143	223-2	160	125	137	1769-21.8
NASH	79	79	2796	541-1056	.512	150-342	.439	257-279	.921	47-286	333	826	120-1	61	276	12	1489-18.8
BELL	79	79	2959	425-930	.457	197-446	.442	115-146	.788	44-209	253	207	248-5	76	89	22	1162-14.7
DIAW	81	70	2874	449-853	.526	8-30	.267	174-238	.731	159-399	558	503	260-5	58	189	85	1080-13.3
BARBOSA	57	11	1592	273-567	.481	87-196	.444	111-147	.755	31-119	150	158	145-3	48	89	6	744-13.1
T. THOMAS (TOT)	29	10	665	113-262	.431	46-111	.414	28-42	.667	22-109	131	20	78-0	16	33	7	300-10.3
T. THOMAS (PHO)	26	10	634	107-246	.435	45-105	.429	28-42	.667	22-105	127	18	77-0	16	32	6	287-11.0
HOUSE	81	0	1421	320-759	.422	123-316	.389	33-41	.805	15-117	132	148	96-0	42	76	12	796-9.8
JONES	75	24	1772	342-581	.418	110-285	.386	103-121	.851	44-209	253	57	142-0	38	35	49	699-9.3
STOUDÉMIRE	3	3	50	9-27	.333	0-1	.000	8-9	.889	6-10	16	2	4-0	1	1	3	26-8.7
K. THOMAS	53	50	1411	190-391	.486	0-0	---	75-92	.815	102-313	415	57	193-5	23	57	54	455-8.6
BARRETT	2	0	21	3-7	.429	0-1	.000	3-3	1.000	1-2	3	2	1-0	0	1	0	9-4.5
JACKSON	27	1	420	38-129	.295	14-63	.222	9-13	.692	11-53	64	31	46-0	10	30	6	99-3.7
BURKE	42	0	346	63-127	.496	2-7	.286	13-21	.619	21-52	73	16	62-2	6	33	13	141-3.4
GRANT	21	2	248	27-65	.415	0-0	---	7-8	.875	11-46	57	7	4-5	5	7	3	61-2.9
THOMPSON	10	0	43	11-25	.440	4-11	.364	2-2	1.000	4-7	11	1	6-0	3	2	1	28-2.8
TSKITSIVILU (TOT)	17	0	99	13-37	.351	1-3	.333	9-14	.643	9-13	22	3	8-0	1	6	2	36-2.1
TSKITSIVILU (PHO)	12	0	86	12-33	.364	1-3	.333	8-12	.667	9-11	20	3	8-0	1	4	2	33-2.8
FORD	3	0	13	2-3	.667	0-0	---	0-0	---	1-2	3	0	7-0	0	2	1	4-1.3
DAVIS (TOT)	6	0	17	2-7	.286	0-2	.000	2-3	.667	3-1	4	1	3-0	2	1	0	6-1.0
DAVIS (PHO)	1	0	5	1-3	.333	0-1	.000	2-3	.667	1-0	1	0	0-0	1	0	0	4-4.0
SUNS	82	-	19955	3430-7167	.479	837-2097	.399	1189-1475	.806	778-2650	3428	2179	1683-23	549	1088	412	8886-108.4
OPPONENTS	82	-	19955	3243-7141	.454	516-1423	.363	1429-1956	.731	1028-2735	3763	1546	1623-9	591	1218	282	8431-102.8

Season Review 06-07

RECORD

61-21

After making back-to-back trips to the Western Conference Finals, expectations for the 2006-07 Phoenix Suns were incredibly high, and the team did little to disappoint.

The Suns captured their third consecutive Pacific Division title (sixth in club history) and finished with the NBA's second-best record (61-21), marking the third 60-win season in franchise history (second since 2004). The season included two of the team's longest win streaks in franchise history (17, 15). In doing so, Phoenix became just the fifth team in NBA history to post two separate win streaks of 14 or more in a single season and the first team since the 1999-2000 Los Angeles Lakers.

Led by reigning two-time NBA MVP **Steve Nash**, who posted career highs in assists, field goal percentage and three-point field goal percentage, the Suns led the NBA in points per game, field goal percentage, free-throw percentage and three-point percentage for the second consecutive year. Phoenix clearly benefited from the healthy return of **Amar'e Stoudemire**, who joined Nash as a selection on the All-NBA First Team. Nash, Stoudemire and **Shawn Marion** represented the club at the 2007 NBA All-Star Game in Las Vegas, marking only the third time in franchise history the club has sent a trio of players to the All-Star Game. **Leandro Barbosa** became just the fourth player in team history to be named the NBA's Sixth Man of the Year after averaging a career-high 18.1 points. **Raja Bell** was named to the All-NBA Defensive First Team and his career-high 205 three-pointers made tied him with Gilbert Arenas for the league lead.

The Suns entered the postseason with the No. 2 seed in the Western Conference and easily dispatched Kobe Bryant and the Los Angeles Lakers in five games in a rematch of the 2006 first-round playoff series. With the top-seeded Dallas Mavericks getting eliminated in the first round of the playoffs against the Golden State Warriors, Phoenix was ensured of having home-court advantage throughout the remainder of the playoffs, but a difficult Western Conference Semifinals series against the San Antonio Spurs was looming. Phoenix earned a split in the first four games of the series, but the Suns were hamstrung by the controversial one-game suspensions of Stoudemire and **Boris Diaw** for Game 5 in Phoenix. They were suspended after leaving "the immediate vicinity of their bench" and responding to Robert Horry's hard foul on Nash with 18 seconds remaining in the fourth period of the Suns' 104-98 win over the Spurs in Game 4. A shorthanded Suns team nearly defeated the Spurs in Game 5 (88-85), but a late fourth-quarter rally fell just short in Game 6 in Alamo City. It marked the third time in the last five seasons the Spurs ended the Suns season and went on to win the NBA championship.



FRONT ROW: Athletic Trainer Aaron Nelson, Strength Coach/Assistant Trainer Erik Phillips, Assistant Athletic Trainer Mike Elliott, Equipment Manager Jay Gaspar, Assistant Video Coordinator Jason March, Video Coordinator Noel Gillespie.

MIDDLE ROW: Assistant Coach Phil Weber, Head Coach Mike D'Antoni, Shawn Marion, Jalen Rose, Marcus Banks, Steve Nash, Leandro Barbosa, Raja Bell, Eric Piatkowski, Assistant Coach Marc Iavaroni, Assistant Coach Alvin Gentry, Assistant Coach Dan D'Antoni.

BACK ROW: Pat Burke, Jurnaine Jones, Kurt Thomas, Sean Marks, Amar'e Stoudemire, Boris Diaw, James Jones.

DATE	OPPONENT	ATTEND.	SCORE	REC.	W/L	DATE	OPPONENT	ATTEND.	SCORE	REC.	W/L
10/31	@L.A. LAKERS	18,997	106-114	0-1	L	1/24	@NEW YORK	19,763	112-107	34-8	W
11/1	L.A. CLIPPERS	18,422	112-104	1-1	W	1/26	@MILWAUKEE	18,717	98-90	35-8	W
11/3	UTAH	18,422	104-108	1-2	L	1/28	@CLEVELAND	20,562	115-100	36-8	W
11/4	@L.A. CLIPPERS	18,643	108-114	1-3	L	1/29	@MINNESOTA	16,221	112-121	36-9	L
11/8	@SAN ANTONIO	18,797	106-111*	1-4	L	2/1	SAN ANTONIO	18,422	103-87	37-9	W
11/9	DALLAS	18,422	112-119	1-5	L	2/3	UTAH	18,422	105-108	37-10	L
11/11	MEMPHIS	18,422	96-87	2-5	W	2/5	@DENVER	19,155	113-108	38-10	W
11/17	PHILADELPHIA	18,422	106-94	3-5	W	2/6	@PORTLAND	17,171	109-102	39-10	W
11/18	@UTAH	19,911	117-120*	3-6	L	2/9	ATLANTA	18,422	111-120	39-11	L
11/20	@GOLDEN STATE	18,078	113-110	4-6	W	2/11	CHICAGO	18,422	103-116	39-12	L
11/22	N.O./OKLA. CITY	18,422	92-83	5-6	W	2/14	@SEATTLE	16,809	90-114	39-13	L
11/24	NEW JERSEY	18,422	99-93	6-6	W	2/20	@L.A. CLIPPERS	19,898	115-90	40-13	W
11/26	@PORTLAND	16,710	119-101	7-6	W	2/21	BOSTON	18,422	118-108	41-13	W
11/29	HOUSTON	18,422	102-91	8-6	W	2/23	@MINNESOTA	20,196	116-104	42-13	W
12/1	MILWAUKEE	18,422	122-116	9-6	W	2/25	@ATLANTA	18,022	115-106	43-13	W
12/5	SACRAMENTO	18,422	127-102	10-6	W	2/27	@INDIANA	13,742	103-92	44-13	W
12/7	@NEW JERSEY	16,966	161-157**	11-6	W	2/28	@PHILADELPHIA	15,914	94-99	44-14	L
12/8	@BOSTON	18,624	116-111	12-6	W	3/2	INDIANA	18,422	115-90	45-14	W
12/10	@CHARLOTTE	13,571	114-84	13-6	W	3/4	L.A. LAKERS	18,422	99-94	46-14	W
12/11	@ORLANDO	16,533	103-89	14-6	W	3/7	CHARLOTTE	18,422	115-106	47-14	W
12/13	@MIAMI	19,600	99-89	15-6	W	3/9	N.O./OKLA. CITY	18,422	104-103	48-14	W
12/15	GOLDEN STATE	18,422	105-101	16-6	W	3/12	HOUSTON	18,422	103-82	49-14	W
12/16	@SACRAMENTO	17,317	105-98	17-6	W	3/14	@DALLAS	20,525	129-127**	50-14	W
12/19	TORONTO	18,422	115-98	18-6	W	3/16	DETROIT	18,422	83-105	50-15	L
12/20	@DENVER - POSTPONED-SEVERE WEATHER CONDITIONS (MADE UP 2/5)					3/17	@DENVER	19,809	107-131	50-16	L
12/22	WASHINGTON	18,422	139-144*	18-7	L	3/20	MINNESOTA	18,422	108-90	51-16	W
12/26	PORTLAND	18,422	110-87	19-7	W	3/22	SACRAMENTO	18,422	118-100	52-16	W
12/28	@DALLAS	20,483	99-101	19-8	L	3/25	@SACRAMENTO	17,317	100-107	52-17	L
12/29	NEW YORK	18,422	108-86	20-8	W	3/26	MEMPHIS	18,422	105-87	53-17	W
12/31	@DETROIT	22,076	108-101	21-8	W	3/29	@GOLDEN STATE	19,596	119-124	53-18	L
1/2	@CHICAGO	22,853	97-96	22-8	W	3/30	DENVER	18,422	125-108	54-18	W
1/3	@TORONTO	20,063	100-98	23-8	W	4/1	DALLAS	18,422	126-104	55-18	W
1/5	MIAMI	18,422	108-80	24-8	W	4/3	@MEMPHIS	14,863	116-111	56-18	W
1/7	GOLDEN STATE	18,422	128-105	25-8	W	4/5	@SAN ANTONIO	18,797	85-92	56-19	L
1/9	SEATTLE	18,422	113-102	26-8	W	4/6	@N.O./OKLA. CITY	19,164	103-95	57-19	W
1/11	CLEVELAND	18,422	109-90	27-8	W	4/8	@L.A. LAKERS	18,997	115-107	58-19	W
1/13	ORLANDO	18,422	107-101	28-8	W	4/11	SEATTLE	18,422	109-91	59-19	W
1/15	@MEMPHIS	18,119	137-122	29-8	W	4/13	L.A. LAKERS	18,422	93-85	60-19	W
1/17	@HOUSTON	18,244	100-91	30-8	W	4/14	@UTAH	19,911	126-98	61-19	W
1/19	PORTLAND	18,422	106-101	31-8	W	4/16	@HOUSTON	18,375	117-120	61-20	L
1/21	MINNESOTA	18,422	131-102	32-8	W	4/17	L.A. CLIPPERS	18,422	99-103	61-21	L
1/23	@WASHINGTON	20,173	127-105	33-8	W						

*Overtime

06-07 Final Statistics

PLAYER	G	GS	MIN	3 PT				REBOUNDS				TO	AST	PF-DQ	STL	TO	BLK	PTS-AVG
				FGM-FGA	PCT	FGM-FGA	PCT	FTM-FTA	PCT	OR-DR	TOT							
STOUDÉMIRE	82	78	2689	607-1055	.575	0-3	.000	457-585	.781	222-564	786	84	295-7	78	232	110		1671-20.4
NASH	76	76	2682	517-971	.532	156-343	.455	222-247	.899	30-239	269	884	117-0	57	287	6		1412-18.6
BARBOSA	80	18	2613	529-1111	.476	190-438	.434	196-232	.845	22-192	214	317	210-3	96	146	15		1444-18.1
MARION	80	80	3010	561-1071	.524	80-252	.317	201-248	.810	172-613	785	134	216-3	156	114	122		1403-17.5
BELL	78	78	2917	410-950	.432	205-496	.413	118-152	.776	48-203	251	196	233-5	50	83	22		1143-14.7
DIAW	73	59	2268	306-569	.538	15-45	.333	82-120	.683	91-226	317	352	177-6	28	154	38		709-9.7
JA. JONES	76	7	1376	162-440	.368	90-238	.378	71-81	.877	33-143	176	45	115-1	28	28	42		485-6.4
BANKS	45	1	503	84-196	.429	5-29	.172	48-60	.800	10-28	38	60	70-0	23	40	3		221-4.9
THOMAS	67	13	1208	126-259	.486	0-1	.000	56-71	.789	86-293	379	24	156-2	24	35	29		308-4.6
ROSE	29	0	246	38-86	.442	21-47	.447	11-12	.917	3-20	23	16	22-0	5	9	2		108-3.7
BURKE	23	0	164	23-65	.354	6-22	.273	8-13	.615	12-35	47	5	19-0	3	7	2		60-2.6
PIATKOWSKI	11	0	73	9-25	.360	7-18	.389	2-2	1.000	2-7	9	4	6-0	0	5	1		27-2.5
JU. JONES	18	0	138	14-51	.275	10-32	.313	2-2	1.000	6-17	23	1	19-0	5	7	1		40-2.2
MARKS	3	0	17	2-6	.333	0-1	.000	2-2	1.000	0-3	3	0	4-0	0	0	1		6-2.0
SUNS	82	-	19905	3388-6855	.494	785-1965	.399	1476-1827	.808	737-2583	3320	2122	1659-27	553	1189	394		9037-110.2
OPPONENTS	82	-	19905	3238-7087	.457	504-1387	.363	1458-1902	.767	1008-2504	3512	1548	1759-21	566	1242	304		8438-102.9

Season Review 07-08

RECORD**55-27**

The 2007-08 Phoenix Suns continued an era of unprecedented success in the franchise's history. Despite undergoing a 7-foot-1, 321-pound midseason makeover with the addition of four-time NBA Champion **Shaquille O'Neal**, the Suns won 55 games to complete the winningest four-season stretch in team history with 232 victories from 2004-05 to 2007-08.

With the offseason announcement of five-time NBA Champion **Steve Kerr** as the team's President of Basketball Operations and General Manager, and the free-agent signing of seven-time All-Star **Grant Hill**, the Suns won at least 54 games for the franchise-record fourth consecutive season. Phoenix was once again among the league's scoring leaders, averaging more than 110 points for the third time in the last four seasons.

The Suns were led by the All-Star tandem of **Steve Nash** and **Amar'e Stoudemire**, who earned their sixth and third berths, respectively. Among the league's greatest passers, Nash finished second in the NBA in assists (11.1) and continued to establish himself as one of the game's best shooters, setting a career-high in three-pointers (179, 6th-NBA) for the second-straight season and shooting a career-high three-point percentage (.470, 2nd-NBA). Stoudemire became the first NBA player since Tim Duncan in 2001-02 to average 25 points (team-high 25.2, 5th-NBA), nine rebounds (team-best 9.1, 19th-NBA) and two blocks (career-high and team-best 2.06, 6th-NBA).

The Suns rocked the NBA on Feb. 6, 2008, when they acquired 14-time All-Star O'Neal in exchange for **Shawn Marion** and **Marcus Banks**. Shaq made his Suns debut on Feb. 20 at US Airways Center in a nationally-televised tilt against the L.A. Lakers. The doubters grew loud after Phoenix went 3-6 in its first nine games with The Big Cactus, but the trade energized the Suns and the city of Phoenix as the club won 15 of its final 20 games to finish tied for the fourth-best record in the most competitive Western Conference in NBA history. Unfortunately, because of tiebreakers, Phoenix wound up with the West's sixth playoff seed without homecourt advantage and drew a first-round matchup with the San Antonio Spurs. The Suns came out on the wrong side of one of the most exciting games in NBA playoff history as the Spurs made two improbable last-second three-pointers in Game 1 of the series, one to send the game into overtime, one to force-double overtime. Phoenix won Game 3 in decisive fashion but the Spurs went on to win the series, 4-1, and eliminate the Suns from the playoffs for the third time in the last four seasons.



FRONT ROW: Athletic Trainer Aaron Nelson, Assistant Athletic Trainer Mike Elliot, Strength Coach/Assistant Trainer Erik Phillips, Equipment Manager Jay Gaspar, Assistant Video Coordinator Amin Elhassan.

MIDDLE ROW: Video Coordinator Noel Gillespie, Assistant Coach Phil Weber, Head Coach Mike D'Antoni, D.J. Strawberry, Leandro Barbosa, Steve Nash, Raja Bell, Gordan Giricek, Assistant Coach Alvin Gentry, Assistant Coach Dan D'Antoni, Assistant Coach Jay Humphries.

BACK ROW: Eric Piatkowski, Grant Hill, Amar'e Stoudemire, Shaquille O'Neal, Brian Skinner, Sean Marks, Boris Diaw.

DATE	OPPONENT	ATTEND.	SCORE	REC.	W/L	DATE	OPPONENT	ATTEND.	SCORE	REC.	W/L
11/1	@SEATTLE	17,072	106-99	1-0	W	1/22	@MILWAUKEE	14,503	114-105	30-12	W
11/2	L.A. LAKERS	18,422	98-119	1-1	L	1/23	@MINNESOTA	15,101	107-117	30-13	L
11/4	CLEVELAND	18,422	103-92	2-1	W	1/25	@CLEVELAND	20,562	110-108	31-13	W
11/6	@CHARLOTTE	12,408	115-83	3-1	W	1/27	@CHICAGO	22,245	88-77	32-13	W
11/7	@ATLANTA	19,855	96-105	3-2	L	1/29	ATLANTA	18,422	125-92	33-13	W
11/9	@MIAMI	19,800	106-101	4-2	W	1/31	SAN ANTONIO	18,422	81-84	33-14	L
11/10	@ORLANDO	17,519	106-96	5-2	W	2/4	CHARLOTTE	18,422	118-104	34-14	W
11/13	NEW YORK	18,422	113-102	6-1	W	2/6	NEW ORLEANS	18,422	130-132**	34-15	L
11/15	CHICAGO	18,422	112-102	7-2	W	2/8	SEATTLE	18,422	103-99	35-15	W
11/17	@HOUSTON	18,265	115-105	8-2	W	2/10	WASHINGTON	18,422	108-107	36-15	W
11/20	@SACRAMENTO	13,592	100-98	9-2	W	2/13	@GOLDEN STATE	19,754	118-120	36-16	L
11/21	SACRAMENTO	18,422	127-111	10-2	W	2/14	DALLAS	18,422	109-97	37-16	W
11/23	L.A. CLIPPERS	18,422	113-94	11-2	W	2/20	L.A. LAKERS	18,422	124-130	37-17	L
11/26	@GOLDEN STATE	19,596	114-129	11-3	L	2/22	BOSTON	18,422	85-77	38-17	W
11/28	HOUSTON	18,422	94-100	11-4	L	2/24	DETROIT	18,422	86-116	38-18	L
11/30	ORLANDO	18,422	110-106	12-4	W	2/26	@MEMPHIS	13,482	127-113	39-18	W
12/2	@NEW YORK	18,869	115-104	13-4	W	2/27	@NEW ORLEANS	17,931	103-120	39-19	L
12/4	@INDIANA	11,435	121-117	14-4	W	3/1	PHILADELPHIA	18,422	114-119	39-20	L
12/5	@TORONTO	19,800	136-123	15-4	W	3/4	@PORTLAND	20,595	97-92	40-20	W
12/7	@WASHINGTON	20,173	122-107	16-4	W	3/5	@DENVER	18,383	113-126	40-21	L
12/8	@MINNESOTA	19,356	93-100	16-5	L	3/7	UTAH	18,422	118-126	40-22	L
12/10	MIAMI	18,422	113-117	16-6	L	3/9	SAN ANTONIO	18,422	94-87	41-22	W
12/12	UTAH	18,422	103-98	17-6	W	3/11	MEMPHIS	18,422	132-111	42-22	W
12/15	@NEW ORLEANS	13,705	98-101	17-7	L	3/13	GOLDEN STATE	18,422	123-115	43-22	W
12/17	@SAN ANTONIO	18,797	100-95	18-7	W	3/15	SACRAMENTO	18,422	127-99	44-22	W
12/19	@DALLAS	20,316	105-108	18-8	L	3/18	@PORTLAND	20,580	111-98	45-22	W
12/22	TORONTO	18,422	122-103	19-8	W	3/19	@SEATTLE	17,072	110-98	46-22	W
12/25	@L.A. LAKERS	18,997	115-122	19-9	L	3/22	HOUSTON	18,422	122-113	47-22	W
12/27	@L.A. CLIPPERS	17,871	108-88	20-9	W	3/24	@DETROIT	22,076	105-110*	47-23	L
12/28	L.A. CLIPPERS	18,422	94-88	21-9	W	3/26	@BOSTON	18,624	97-117	47-24	L
12/30	@SACRAMENTO	15,962	117-102	22-9	W	3/28	@PHILADELPHIA	20,707	107-93	48-24	W
1/3	SEATTLE	18,422	104-96	23-9	W	3/29	@NEW JERSEY	19,990	110-104	49-24	W
1/5	NEW ORLEANS	18,422	113-118	23-10	L	3/31	DENVER	18,422	132-117	50-24	W
1/7	DENVER	18,422	137-115	24-10	W	4/1	@DENVER	18,870	120-126	50-25	L
1/9	INDIANA	18,422	129-122*	25-10	W	4/4	MINNESOTA	18,422	117-88	51-25	W
1/10	@UTAH	19,911	86-108	25-11	L	4/6	DALLAS	18,422	98-105	51-26	L
1/12	MILWAUKEE	18,422	122-114	26-11	W	4/8	@MEMPHIS	13,987	127-113	52-26	W
1/15	@L.A. CLIPPERS	16,063	90-97	26-12	L	4/9	@SAN ANTONIO	18,797	96-79	53-26	W
1/17	@L.A. LAKERS	18,997	106-98	27-12	W	4/11	@HOUSTON	18,489	90-101	53-27	L
1/18	MINNESOTA	18,422	115-95	28-12	W	4/14	GOLDEN STATE	18,422	122-116	54-27	W
1/20	NEW JERSEY	18,422	116-92	29-12	W	4/16	PORTLAND	18,422	100-91	55-27	W

*Overtime

07-08 Final Statistics

PLAYER	G	GS	MIN	3 PT				REBOUNDS				AST	PF	QD	STL	TO	BLK	PTS	AVG
				FGM	FGA	PCT	FTM	FTA	PCT	OR-DR	TOT								
STOUDEMIRE	79	79	2677	714	1211	.590	5-31	.161	556-691	.805	178-541	719	118	294-1	64	174	163	1989	25.2
NASH	81	81	2780	485-962	.504	179-381	.470	222-245	.906	28-254	282	898	113-0	53	295	5	1371	16.9	
MARION	47	47	1713	304-578	.526	58-167	.347	77-108	.713	86-378	464	98	117-0	95	49	70	743	15.8	
BARBOSA	82	12	2421	472-1021	.462	164-422	.389	175-213	.822	40-191	231	216	195-1	75	117	18	1283	15.6	
HILL	70	68	2222	358-712	.503	33-104	.317	170-196	.867	74-279	353	203	153-0	65	96	56	919	13.1	
O'NEAL	28	28	803	140-229	.611	0-0	—	82-160	.513	67-229	296	48	94-0	13	83	34	362	12.9	
BELL	75	75	2646	317-753	.421	176-439	.401	79-91	.868	47-227	274	168	220-2	54	65	27	889	11.9	
DIAW	82	19	2308	308-646	.477	13-41	.317	96-129	.744	97-281	378	317	166-3	61	155	39	725	8.8	
GIRICEK	22	0	442	79-159	.497	19-50	.380	16-17	.941	9-42	51	35	49-0	8	23	2	193	8.8	
BANKS	24	1	310	44-109	.404	25-65	.385	12-16	.750	3-17	20	25	38-0	8	16	8	125	5.2	
TUCKER	6	0	48	8-22	.364	1-4	.250	5-6	.833	4-4	8	0	2-0	0	0	1	22	3.7	
SKINNER	66	0	844	92-198	.465	2-3	.667	33-63	.524	63-175	238	15	112-0	21	39	77	219	3.3	
MARKS	19	0	130	23-43	.535	1-4	.250	12-19	.632	9-27	36	4	23-0	3	8	10	59	3.1	
JOHNSON	6	0	53	7-14	.500	1-2	.500	0-0	—	5-8	13	3	10-0	0	2	1	15	2.5	
PIATKOWSKI	16	0	113	12-33	.364	11-26	.423	4-4	1.000	1-11	12	10	11-0	0	6	1	39	2.4	
STRAWBERRY	33	0	270	29-92	.315	6-25	.240	9-19	.474	9-19	28	30	36-0	12	11	6	73	2.2	
SUNS	82	-	19780	3392-6782	.500	694-1764	.393	1548-1977	.783	720-2683	3403	2188	1633-7	532	1184	518	9026	110.1	
OPPONENTS	82	-	19780	3368-7384	.456	469-1329	.353	1407-1879	.749	1101-2498	3599	1607	1731-13	601	1101	311	8612	105.0	

Season Review 08-09

RECORD

46-36

The Phoenix Suns missed the playoffs for the first time since 2003 despite winning 46 games, the second-most victories for a non-playoff team in the 25-year history of the NBA's 16-team playoff format. Phoenix had the league's 13th-best record in 2008-09.

An offseason coaching change brought in former Trail Blazers great **Terry Porter**, but inconsistency plagued the club's first half. Despite a Dec. 10 trade that resulted in the acquisition of scorer **Jason Richardson**, **Jared Dudley** and a 2010 second-round draft pick from Charlotte for Raja Bell, Boris Diaw and Sean Singletary, a Suns team with high expectations limped to the All-Star break losing 10 of 16 games. Porter was dismissed on Feb. 16 after a 28-23 first half and replaced by assistant **Alvin Gentry**, a member of the Suns' coaching staff since 2004.

An energized Suns team exploded out of the gates following the All-Star break, registering a 140-100 win over the L.A. Clippers, the largest margin of victory following a coaching change in NBA history. The scorching Suns tallied 140 or more points in each of their first three games under Gentry, the first such scoring streak in team history, and the first time the league had seen such prolific scoring since 1990-91. Just when it seemed like Phoenix was poised for a run through the Western Conference, leading scorer **Amar'e Stoudemire** underwent season-ending surgery to repair a detached retina in his right eye on Feb. 20, an injury that occurred in the team's second game following the break.

Despite the injury to Stoudemire and games missed by both **Steve Nash** and **Leandro Barbosa** due to injury, the Suns went 18-13 during Gentry's interim tenure. Phoenix won 12 of its final 17 games under Gentry, a stretch which included both the club's longest overall win streak (six games) and longest home win streak (nine games). A great deal of the team's success and the resulting fan excitement stemmed from its return to its high-scoring roots, and in 2008-09 Phoenix led the league in scoring for the fourth time in the last five seasons. The Suns removed the interim tag from Gentry's title following the season on May 9.

For the third time, the Suns and the city of Phoenix hosted the NBA All-Star Game. The weekend festivities took over US Airways Center from Feb. 13-15 along with the league's biggest stage and brightest stars, including Suns Stoudemire (voted a starter for the first time in his career) and **Shaquille O'Neal**, who was named the game's co-MVP with Kobe Bryant. For the season, Shaq averaged 17.8 points and led the league in field goal percentage for the NBA-record 10th time and earned All-NBA Third Team honors. O'Neal was dealt to the Cleveland Cavaliers in a three-player trade on June 25. Phoenix acquired Ben Wallace and Sasha Pavlovic, who each later agreed to buyouts.



FRONT ROW: Athletic Trainer Aaron Nelson, Equipment Manager Jay Gaspar, Assistant Athletic Trainer Mike Elliot, Strength Coach/Assistant Trainer Erik Phillips, Assistant Video Coordinator Elvis Valcarcel.

MIDDLE ROW: Advance Scout Noel Gillespie, Assistant Coach Dan Majerle, Head Coach Alvin Gentry, Jared Dudley, Goran Dragic, Steve Nash, Leandro Barbosa, Assistant Coach Igor Kokoskov, Video Coordinator Anthony Houston, Assistant Coach Bill Cartwright.

BACK ROW: Jason Richardson, Matt Barnes, Louis Amundson, Amar'e Stoudemire, Shaquille O'Neal, Robin Lopez, Stromile Swift, Grant Hill, Alando Tucker.

DATE	OPPONENT	ATTEND.	SCORE	REC.	W/L	DATE	OPPONENT	ATTEND.	SCORE	REC.	W/L
10/29	@SAN ANTONIO	18,797	103-98	1-0	W	1/26	@WASHINGTON	17,344	103-87	25-18	W
10/30	NEW ORLEANS	18,422	95-108	1-1	L	1/29	SAN ANTONIO	18,422	104-114	25-19	L
11/1	PORTLAND	18,422	107-96	2-1	W	1/31	CHICAGO	18,422	111-122	25-20	L
11/4	@NEW JERSEY	15,230	114-86	3-1	W	2/2	SACRAMENTO	18,422	129-81	26-20	W
11/5	@INDIANA	11,660	113-103	4-1	W	2/4	@GOLDEN STATE	19,596	112-124	26-21	L
11/7	@CHICAGO	21,967	83-100	4-2	L	2/6	GOLDEN STATE	18,422	115-105	27-21	W
11/8	@MILWAUKEE	17,935	104-96	5-2	W	2/8	@DETROIT	22,076	107-97	28-21	W
11/10	MEMPHIS	18,422	107-102	6-2	W	2/9	@PHILADELPHIA	16,797	91-108	28-22	L
11/12	HOUSTON	18,422	82-94	6-3	L	2/11	@CLEVELAND	20,562	92-109	28-23	L
11/14	@SACRAMENTO	12,810	97-95*	7-3	W	58th All-Star Game @ US Airways Center (Feb. 15)					
11/16	DETROIT	18,422	104-86	8-3	W	2/17	L.A. CLIPPERS	18,422	140-100	29-23	W
11/17	@UTAH	19,911	97-109	8-4	L	2/18	@L.A. CLIPPERS	18,169	142-119	30-23	W
11/20	L.A. LAKERS	18,422	92-105	8-5	L	2/20	OKLAHOMA CITY	18,422	140-118	31-23	W
11/22	PORTLAND	18,422	102-92	9-5	W	2/22	BOSTON	18,422	108-128	31-24	L
11/25	@OKLAHOMA	19,136	99-98	10-5	W	2/24	CHARLOTTE	18,422	112-102	32-24	W
11/26	@MINNESOTA	11,708	110-102	11-5	W	2/26	@L.A. LAKERS	18,997	106-132	32-25	L
11/28	MIAMI	18,422	92-107	11-6	L	2/27	TORONTO	18,422	133-113	33-25	W
11/30	NEW JERSEY	18,422	109-117	11-7	L	3/1	L.A. LAKERS	18,422	118-111	34-25	W
12/3	@NEW ORLEANS	15,804	91-104	11-8	L	3/3	@ORLANDO	17,461	99-111	34-26	L
12/4	@DALLAS	19,813	97-112	11-9	L	3/4	@MIAMI	19,600	129-135	34-27	L
12/6	UTAH	18,422	106-104	12-9	W	3/6	@HOUSTON	18,045	112-116	34-28	L
12/9	MILWAUKEE	18,422	125-110	13-9	W	3/8	@SAN ANTONIO	18,797	98-103	34-29	L
12/10	@L.A. LAKERS	18,997	110-115	13-10	L	3/10	DALLAS	18,422	112-117	34-30	L
12/12	ORLANDO	18,422	113-112	14-10	W	3/12	CLEVELAND	18,422	111-119	34-31	L
12/15	NEW YORK	18,422	111-103	15-10	W	3/14	OKLAHOMA CITY	18,422	106-95	35-31	W
12/18	@PORTLAND	20,650	119-124	15-11	L	3/15	@GOLDEN STATE	19,596	154-130	36-31	W
12/20	DENVER	18,422	108-101	16-11	W	3/18	PHILADELPHIA	18,422	126-116	37-31	W
12/25	SAN ANTONIO	18,422	90-91	16-12	L	3/21	WASHINGTON	18,422	128-96	38-31	W
12/29	@OKLAHOMA CITY	19,136	110-102	17-12	W	3/23	DENVER	18,422	118-115	39-31	W
12/30	@MEMPHIS	14,471	101-89	18-12	W	3/25	UTAH	18,422	118-114	40-31	W
1/2	L.A. CLIPPERS	18,422	106-98	19-12	W	3/26	@PORTLAND	20,628	109-129	40-32	L
1/7	INDIANA	18,422	110-113	19-13	L	3/28	@UTAH	19,911	99-104*	40-33	L
1/9	DALLAS	18,422	128-100	20-13	W	3/29	@SACRAMENTO	13,623	118-126	40-34	L
1/11	@L.A. CLIPPERS	17,307	109-103	21-13	W	4/1	HOUSTON	18,422	114-109	41-34	W
1/13	ATLANTA	18,422	107-102	22-13	W	4/3	SACRAMENTO	18,422	139-111	42-34	W
1/15	@DENVER	18,073	113-119*	22-14	L	4/5	@DALLAS	20,301	116-140	42-35	L
1/16	MINNESOTA	18,422	103-105	22-15	L	4/8	@NEW ORLEANS	17,781	105-100	43-35	W
1/18	@TORONTO	19,800	117-113	23-15	W	4/10	@MEMPHIS	15,908	89-106	43-36	L
1/19	@BOSTON	18,624	87-104	23-16	L	4/11	@MINNESOTA	18,478	110-97	44-36	W
1/21	@NEW YORK	19,256	109-114	23-17	L	4/13	MEMPHIS	18,422	119-110	45-36	W
1/23	@CHARLOTTE	19,104	76-98	23-18	L	4/15	GOLDEN STATE	18,422	119-110	46-36	W
1/25	@ATLANTA	19,153	104-99	24-18	W						

*Overtime

08-09 Final Statistics

PLAYER	G	GS	MIN	3PT				REBOUNDS				PTS	AVG	
				FGM	FGA	PCT	FTM	FTA	PCT	OR-DR	TOT			
STOUDMIRE	53	53	1948	404	749	.539	3-7	.429	323	387	.835	116	31	
O'NEAL	75	75	2252	512	841	.609	0-1	.000	309	519	.595	187	446	
RICHARDSON (T)	72	71	2410	465	974	.477	129	325	.397	153	199	.769	77	242
RICHARDSON (P)	58	57	1919	368	754	.488	102	266	.383	112	144	.778	64	197
NASH	74	74	2484	428	851	.503	108	246	.439	196	210	.933	19	204
BARBOSA	70	11	1705	366	759	.482	90	240	.375	171	194	.881	34	147
HILL	82	68	2445	390	745	.523	24	76	.316	181	224	.808	64	341
BARNES	77	40	2082	285	674	.423	117	341	.343	101	136	.743	79	342
BELL	22	22	712	76	177	.429	44	94	.468	16	21	.762	8	56
DIAW	22	0	538	80	141	.567	5	14	.357	18	26	.692	24	60
DUDLEY (TOT)	68	7	1156	136	285	.477	29	74	.392	71	105	.676	82	123
DUDLEY (PHO)	48	0	728	91	189	.481	26	66	.394	56	81	.691	57	189
TUCKER	30	1	282	52	121	.430	8	23	.348	26	33	.788	19	12
DRAGIC	55	1	728	88	224	.393	20	54	.370	50	65	.769	33	70
AMUNDSON	76	0	1044	134	250	.536	0	1	.000	53	120	.442	128	142
SWIFT (TOT)	19	0	184	24	56	.429	1	1	1.000	13	26	.500	16	30
SWIFT (PHO)	13	0	121	15	41	.366	1	1	1.000	8	15	.533	11	22
LOPEZ	60	7	614	71	137	.518	0	1	.000	47	68	.691	52	66
SINGLETARY	13	1	122	12	37	.324	4	10	.400	6	6	1.000	5	11
BROWN (TOT)	19	11	261	18	49	.367	7	24	.292	3	5	.600	7	22
BROWN (PHO)	2	0	28	1	5	.200	1	4	.250	2	2	1.000	0	1
SIMS	1	0	2	0	0	—	0	0	—	0	0	—	0	0
SUNS	82	-	19755	3373	6695	.504	553	1445	.383	1675	2251	.744	900	2520
OPPONENTS	82	-	19755	3278	7025	.467	626	1635	.383	1634	2108	.775	993	2352

Season Review 09-10

RECORD

54-28

A 2009-10 season that began with tempered expectations and a slew of vocal doubters saw the up-start Phoenix Suns make believers out of fans and pundits alike, and come within two victories of an NBA Finals berth. The club made its third Western Conference Finals appearance in six seasons after a 54-win regular season despite being picked by many to miss the playoffs entirely.

Behind **Alvin Gentry** in his first full season as the club's head coach, Phoenix opened the season with a franchise-record tying and NBA-best 14-3 record, earning the first of two NBA Western Conference Coach of the Month honors for Gentry, who finished fifth in league Coach of the Year voting. Despite inconsistencies in December and January that saw the club struggle to a 14-18 mark, the quick start was a source of confidence for the Suns, who rediscovered their swagger and won 23 of 29 games after the All-Star break, best of any West team. That record included a 12-2 mark in the month of March when Gentry won his second monthly honor.

The Suns were once again led by All-NBA Second Team teammates **Steve Nash** and **Amar'e Stoudemire**, who were both voted All-Star starters. Nash posted the greatest statistical season for a point guard over the age of 35 in league history and led the NBA in assists for the fourth time in six seasons since re-joining the Suns. But it was not just the stars who led Phoenix. Suns fans were treated to a deeper and more defensive-minded club. Planet Orange witnessed the development of a consistently productive 10-man rotation and the coming-of-age of the team's 2008 draft class, as **Robin Lopez** and **Goran Dragic** each became key contributors. The Suns led the league in scoring for the fifth time in six seasons and shot a franchise-record 41.2 percent from three-point range, the second-highest mark in NBA history.

After dropping their playoff opener against the Trail Blazers, Phoenix went on to win eight of its next nine postseason contests, defeating Portland 4-2 in the opening round to set up a semifinal grudge match with the rival San Antonio Spurs. Though the doubters returned, not only did the Suns erase a decade of playoff heartbreaks against the Spurs, they did so with a sweep of San Antonio that included an 18-point comeback in Game 3 and a series-clinching Game 4 victory in the Alamo City.

That set up a clash of Pacific Division foes in the conference finals and the Suns and Lakers split the series' first four games. But, in Game 5, Ron Artest's improbable rebound and put-back of a Kobe Bryant airball as time expired won that pivotal contest for the Lakers and eventually the series, 4-2.



FRONT ROW: Advance Scout Noel Gillespie, Equipment Manager Jay Gaspar, Assistant Athletic Trainer Tom Maystadt, Strength Coach/Assistant Athletic Trainer Mike Elliott, Video Coordinator Elvis Valcarcel, Assistant Video Coordinator Nick U'Ren.

MIDDLE ROW: Assistant Coach Bill Cartwright, Assistant Coach Dan Majerle, Head Coach Alvin Gentry, Leandro Barbosa, Goran Dragic, Steve Nash, Jason Richardson, Jared Dudley, Assistant Coach John Shumate, Assistant Coach Igor Kokoskov, Athletic Trainer Aaron Nelson.

BACK ROW: Grant Hill, Louis Amundson, Jarron Collins, Channing Frye, Robin Lopez, Amar'e Stoudemire, Earl Clark, Taylor Griffin.

DATE	OPPONENT	ATTEND.	SCORE	REC.	W/L	DATE	OPPONENT	ATTEND.	SCORE	REC.	W/L
10/28	@ L.A. CLIPPERS	15,974	109-107	1-0	W	1/18	@ MEMPHIS	18,119	118-125	24-18	L
10/30	GOLDEN STATE	18,422	123-101	2-0	W	1/20	NEW JERSEY	15,963	118-94	25-18	W
11/1	MINNESOTA	15,376	120-112	3-0	W	1/22	CHICAGO	18,422	104-115	25-19	L
11/3	@ MIAMI	15,105	104-96	4-0	W	1/23	GOLDEN STATE	17,792	112-103	26-19	W
11/4	@ ORLANDO	17,461	100-122	4-1	L	1/25	@ UTAH	19,911	115-124	26-20	L
11/6	@ BOSTON	18,624	110-103	5-1	W	1/26	CHARLOTTE	15,722	109-114*	26-21	L
11/8	@ WASHINGTON	14,143	102-90	6-1	W	1/28	DALLAS	17,855	112-106	27-21	W
11/9	@ PHILADELPHIA	10,205	119-115	7-1	W	1/31	@ HOUSTON	17,165	115-111*	28-21	W
11/11	NEW ORLEANS	16,517	124-104	8-1	W	2/1	@ NEW ORLEANS	13,874	109-100	29-21	W
11/12	@ L.A. LAKERS	18,997	102-121	8-2	L	2/3	@ DENVER	19,155	109-97	30-21	W
11/15	TORONTO	16,605	101-100	9-2	W	2/5	@ SACRAMENTO	14,922	114-102	31-21	W
11/17	@ HOUSTON	16,396	111-105	10-2	W	2/10	PORTLAND	18,190	101-108	31-22	L
11/19	@ NEW ORLEANS	14,520	103-110	10-3	L	2/16	@ MEMPHIS	11,508	109-95	32-22	W
11/22	DETROIT	18,422	117-91	11-3	W	2/17	@ DALLAS	19,974	97-107	32-23	L
11/25	MEMPHIS	18,284	126-111	12-3	W	2/19	ATLANTA	18,266	88-80	33-23	W
11/27	@ MINNESOTA	18,225	120-95	13-3	W	2/21	SACRAMENTO	17,369	104-88	34-23	W
11/29	@ TORONTO	17,721	113-94	14-3	W	2/23	@ OKLAHOMA CITY	18,203	104-102	35-23	W
12/1	@ NEW YORK	19,763	99-126	14-4	L	2/24	PHILADELPHIA	17,765	106-95	36-23	W
12/2	@ CLEVELAND	20,562	90-107	14-5	L	2/26	L.A. CLIPPERS	18,043	125-112	37-23	W
12/5	SACRAMENTO	17,747	115-107	15-5	W	2/28	@ SAN ANTONIO	18,581	110-113	37-24	L
12/6	@ L.A. LAKERS	18,997	88-108	15-6	L	3/1	DENVER	18,159	101-85	38-24	W
12/8	@ DALLAS	19,857	101-102	15-7	L	3/3	@ L.A. CLIPPERS	17,455	127-101	39-24	W
12/11	ORLANDO	18,216	106-103	16-7	W	3/4	UTAH	17,912	108-116	39-25	L
12/12	@ DENVER	19,155	99-105	16-8	L	3/6	INDIANA	18,180	113-105	40-25	W
12/15	SAN ANTONIO	17,964	116-104	17-8	W	3/12	L.A. LAKERS	18,422	96-102	40-26	L
12/17	@ PORTLAND	20,559	102-105	17-9	L	3/14	NEW ORLEANS	18,218	120-106	41-26	W
12/19	WASHINGTON	16,811	121-95	18-9	W	3/16	MINNESOTA	18,197	152-114	42-26	W
12/21	CLEVELAND	18,221	91-109	18-10	L	3/19	UTAH	18,422	110-100	43-26	W
12/23	OKLAHOMA CITY	15,953	113-117	18-11	L	3/21	PORTLAND	18,422	93-87	44-26	W
12/25	L.A. CLIPPERS	16,709	124-93	19-11	W	3/22	@ GOLDEN STATE	18,722	133-131	45-26	W
12/26	@ GOLDEN STATE	19,550	127-132	19-12	L	3/26	NEW YORK	18,422	132-96	46-26	W
12/28	L.A. LAKERS	18,422	118-103	20-12	W	3/28	@ MINNESOTA	16,668	111-105	47-26	W
12/30	BOSTON	18,422	116-98	21-12	W	3/30	@ CHICAGO	21,169	111-105	48-26	W
1/2	MEMPHIS	17,135	103-128	21-13	L	3/31	@ NEW JERSEY	14,734	116-105	49-26	W
1/5	@ SACRAMENTO	13,630	113-109	22-13	W	4/2	@ DETROIT	22,076	109-94	50-26	W
1/6	HOUSTON	15,811	118-110	23-13	W	4/3	@ MILWAUKEE	16,436	98-107	50-27	L
1/8	MIAMI	18,422	105-109	23-14	L	4/7	SAN ANTONIO	18,422	112-101	51-27	W
1/11	MILWAUKEE	15,116	105-101	24-14	W	4/9	@ OKLAHOMA CITY	18,334	91-96	51-28	L
1/13	@ INDIANA	10,858	114-122	24-15	L	4/11	HOUSTON	18,422	116-106	52-28	W
1/15	@ ATLANTA	17,605	101-102	24-16	L	4/13	DENVER	18,422	123-101	53-28	W
1/16	@ CHARLOTTE	17,574	99-125	24-17	L	4/14	@ UTAH	19,911	100-86	54-28	W

*Overtime

09-10 Final Statistics

PLAYER	G	GS	MIN	3 PT				REBOUNDS				TO	AST	PF-DQ	STL	TO	BLK	PTS-AVG
				FGM-FGA	PCT	FTM-FTA	PCT	OR-DR	TOT									
STOUDÉMIRE	82	82	2838	704-1264	.557	1-6	.167	487-632	.771	230-502	732	82	281-2	52	213	83	1896-23.1	
NASH	81	81	2660	499-985	.507	124-291	.426	211-225	.938	34-234	268	892	108-0	42	295	12	1333-16.5	
RICHARDSON	79	76	2485	473-998	.474	157-400	.393	136-184	.739	81-323	404	143	169-0	66	92	33	1239-15.7	
HILL	81	81	2430	336-703	.478	35-80	.438	205-251	.817	74-371	445	193	165-2	60	108	36	912-11.3	
FRYE	81	41	2190	317-703	.451	172-392	.439	98-121	.810	66-361	427	113	263-3	64	73	74	904-11.2	
BARBOSA	44	5	786	155-365	.425	44-136	.324	64-73	.877	11-58	69	64	71-0	23	46	12	418-9.5	
LOPEZ	51	31	986	171-291	.588	0-0	—	88-125	.704	104-144	248	7	117-1	10	41	53	430-8.4	
DUDLEY	82	1	1991	225-490	.459	120-262	.458	104-138	.754	99-182	281	115	162-1	81	68	16	674-8.2	
DRAGIĆ	80	2	1442	222-491	.452	74-188	.394	117-159	.736	38-133	171	241	131-0	48	126	8	635-7.9	
AMUNDSON	79	0	1168	152-276	.551	0-1	.000	67-123	.545	128-218	346	31	169-1	24	57	73	371-4.7	
TUCKER	11	0	71	13-30	.433	1-7	.143	16-21	.762	5-2	7	3	5-0	0	4	0	43-3.9	
CLARK	51	0	383	56-151	.371	2-5	.400	26-36	.722	18-44	62	21	25-0	7	23	13	140-2.7	
GRIFFIN	8	0	32	4-10	.400	0-2	.000	2-4	.500	0-2	2	1	4-0	0	1	2	10-1.3	
COLLINS	34	10	261	12-31	.387	0-0	—	10-25	.400	22-40	62	6	42-0	2	10	3	34-1.0	
JONES	2	0	7	0-0	—	0-0	—	0-0	—	0-2	2	0	1-0	0	0	0	0-0.0	
SUNS	82	-	19730	3339-6788	.492	730-1770	.412	1631-2117	.770	910-2616	3526	1912	1713-10	479	1210	418	9039-110.2	
OPPONENTS	82	-	19730	3235-7165	.452	561-1582	.355	1606-2114	.760	1081-2391	3472	1704	1789-11	646	1065	365	8637-105.3	

Season Review 10-11

RECORD

40-42

A season of change throughout the organization in 2010-11 began with the hiring of a new basketball president, former sports attorney and agent **Lon Babby**, and the naming of former San Antonio Spurs and Cleveland Cavaliers executive **Lance Blanks** as the club's general manager. A whirlwind offseason brought the notable additions of **Hedo Turkoglu**, **Hakim Warrick** and **Josh Childress**, and saw the departure of Amar'e Stoudemire to the New York Knicks.

A slow start to the season that saw the team struggle to find consistency with its overhauled roster and stumble to a Dec. 17 record of 12-13, gave way to the new regime's first blockbuster trade the very next day when Phoenix acquired **Vince Carter**, **Marcin Gortat**, **Mickael Pietrus**, a 2011 first-round pick and cash considerations from the Orlando Magic in exchange for Jason Richardson, Hedo Turkoglu and Earl Clark. The Suns' brass then made a deadline-day deal in February that sent Goran Dragic to the Houston Rockets for **Aaron Brooks**, who the season before had been named the NBA's Most Improved Player.

In all, nine of the 14 players on the Suns' final 2010-11 roster were not with the team at the conclusion of 2009-10. Nineteen different Suns saw action in 2010-11, most since 2003-04. Overall, Phoenix used 17 different starting lineups, more than twice as many as the prior season.

The Suns' veteran pillars helped the club navigate a season of change and keep the team in contention for a playoff spot until the season's final month. **Steve Nash** turned in another stellar season, leading the league in assists for the fifth time in seven campaigns since returning to the Suns, and also leading the club in scoring. **Grant Hill** became only the seventh player in NBA history to average 13 points or more at the age of 38 or older, and also received votes for Defensive Player of the Year.

After signing a five-year deal in the offseason, **Channing Frye** averaged career highs in scoring and rebounding; **Jared Dudley**, who signed a contract extension five days into the season, also averaged career highs in both scoring and rebounding.

Acquired midseason, Gortat proved to be one of the best additions made by any team during 2010-11. The 27-year-old career backup had never averaged even 4.0 points for a season but averaged 13.0 points and 9.3 rebounds in 55 games with Phoenix, and set a Suns franchise record for double-doubles off the bench in a single season before earning a spot in the starting lineup in March.



FRONT ROW: Player Development Coach Nenad Trajkovic, Athletic Trainer Aaron Nelson, Strength Coach/ Assistant Athletic Trainer Mike Elliott, Equipment Manager Jay Gaspar, Assistant Athletic Trainer Tom Maystadt, Video Coordinator Elvic Valcarcel, Assistant Video Coordinator Nick U'Ren.

MIDDLE ROW: Assistant Coach/ Advance Scout Noel Gillespie, Assistant Coach Dan Majerle, Head Coach Alvin Gentry, Vince Carter, Zabian Dowdell, Aaron Brooks, Steve Nash, Jared Dudley, Mickael Pietrus, Assistant Coach Igor Kokoskov, Assistant Coach Bill Cartwright, Player Development Coach Corey Gaines.

BACK ROW: Grant Hill, Hakim Warrick, Marcin Gortat, Robin Lopez, Garret Siler, Channing Frye, Gani Lawal, Josh Childress.

DATE	OPPONENT	ATTEND.	SCORE	REC.	W/L	DATE	OPPONENT	ATTEND.	SCORE	REC.	W/L
10/26	@ PORTLAND	20,603	92-106	0-1	L	1/22	@ DETROIT	21,326	74-75	20-22	L
10/28	@ UTAH	19,911	110-94	1-1	W	1/24	@ PHILADELPHIA	14,881	95-105	20-23	L
10/29	L.A. LAKERS	18,422	106-114	1-2	L	1/26	CHARLOTTE	16,986	107-114	20-24	L
11/3	SAN ANTONIO	17,060	110-112	1-3	L	1/28	BOSTON	18,422	88-71	21-24	W
11/5	MEMPHIS	16,470	123-118**	2-3	W	1/30	NEW ORLEANS	17,921	104-102	22-24	W
11/7	@ ATLANTA	13,395	118-114	3-3	W	2/2	MILWAUKEE	16,422	92-77	23-24	W
11/8	@ MEMPHIS	10,786	99-109	3-4	L	2/4	OKLAHOMA CITY	16,274	107-111	23-25	L
11/12	SACRAMENTO	18,029	103-89	4-4	W	2/7	@ GOLDEN STATE	18,002	104-92	24-25	W
11/14	@ L.A. LAKERS	18,997	121-116	5-4	W	2/10	GOLDEN STATE	16,731	112-88	25-25	W
11/15	DENVER	17,774	100-94	6-4	W	2/11	@ UTAH	19,911	95-83	26-25	W
11/17	@ MIAMI	19,600	96-123	6-5	L	2/13	SACRAMENTO	17,798	108-113	26-26	L
11/18	@ ORLANDO	18,846	89-105	6-6	L	2/15	UTAH	16,874	102-101	27-26	W
11/20	@ CHARLOTTE	16,428	105-123	6-7	L	2/17	DALLAS	17,903	106-112	27-27	L
11/22	@ HOUSTON	15,080	123-116	7-7	W	2/23	ATLANTA	18,254	105-97	28-27	W
11/24	CHICAGO	18,422	115-123**	7-8	L	2/25	@ TORONTO	19,004	110-92	29-27	W
11/26	L.A. CLIPPERS	17,846	116-108	8-8	W	2/27	@ INDIANA	14,168	110-108*	30-27	W
11/28	@ DENVER	15,482	133-138	8-9	L	2/28	@ NEW JERSEY	15,836	104-103*	31-27	W
12/2	@ GOLDEN STATE	18,328	107-101	9-9	W	3/2	@ BOSTON	18,624	115-103	31-28	L
12/3	INDIANA	16,991	105-97	10-9	W	3/4	@ MILWAUKEE	15,011	102-88	32-28	W
12/5	WASHINGTON	17,430	125-108	11-9	W	3/6	@ OKLAHOMA CITY	18,203	118-122*	32-29	L
12/7	@ PORTLAND	20,151	99-106	11-10	L	3/8	HOUSTON	17,363	113-110	33-29	W
12/8	MEMPHIS	16,288	98-104*	11-11	L	3/10	DENVER	17,465	97-116	33-30	L
12/10	PORTLAND	17,284	94-101	11-12	L	3/13	ORLANDO	18,091	88-111	33-31	L
12/15	MINNESOTA	16,977	128-122	12-12	W	3/14	@ HOUSTON	16,262	93-95	33-32	L
12/17	@ DALLAS	20,406	91-106	12-13	L	3/16	@ NEW ORLEANS	13,758	95-100	33-33	L
12/19	@ OKLAHOMA CITY	18,203	113-110	13-13	W	3/18	GOLDEN STATE	18,422	108-97	34-33	W
12/20	@ SAN ANTONIO	18,581	110-118	13-14	L	3/20	@ L.A. CLIPPERS	19,060	108-99	35-33	W
12/23	MIAMI	18,422	83-95	13-15	L	3/22	@ L.A. LAKERS	18,997	137-139**	35-34	L
12/26	@ L.A. CLIPPERS	19,060	103-108	13-16	L	3/23	TORONTO	17,865	114-106	36-34	W
12/29	PHILADELPHIA	18,422	110-123	13-17	L	3/25	NEW ORLEANS	18,422	100-106	36-35	L
12/31	DETROIT	17,637	92-75	14-17	W	3/27	DALLAS	17,314	83-91	36-36	L
1/2	@ SACRAMENTO	12,500	89-94	14-18	L	3/29	@ SACRAMENTO	13,774	113-116	36-37	L
1/5	L.A. LAKERS	18,105	95-99	14-19	L	3/30	OKLAHOMA CITY	18,033	98-116	36-38	L
1/7	NEW YORK	17,621	96-121	14-20	L	4/1	L.A. CLIPPERS	18,422	111-98	37-38	W
1/9	CLEVELAND	17,031	108-100	15-20	W	4/3	@ SAN ANTONIO	18,581	97-114	37-39	L
1/11	@ DENVER	14,874	98-132	15-21	L	4/5	@ CHICAGO	21,873	94-97	37-40	L
1/12	NEW JERSEY	16,334	118-109*	16-21	W	4/6	@ MINNESOTA	16,113	108-98	38-40	W
1/14	PORTLAND	17,412	115-111	17-21	W	4/8	@ NEW ORLEANS	14,950	97-109	38-41	L
1/17	@ NEW YORK	19,763	129-121	18-21	W	4/10	@ DALLAS	20,355	90-115	38-42	L
1/19	@ CLEVELAND	20,562	106-98	19-21	W	4/11	MINNESOTA	17,485	135-127*	39-42	W
1/21	@ WASHINGTON	15,716	109-91	20-21	W	4/13	SAN ANTONIO	18,195	106-103	40-42	W

*Overtime

10-11 Final Statistics

PLAYER	G	GS	MIN	3 PT				FTM-FTA	PCT	REBOUNDS				TO	BLK	PTS	AVG
				FGM-FGA	PCT	FGM-FGA	PCT			OR-DR	TOT	AST	PF-DQ	STL			
RICHARDSON	25	25	796	183-389	.470	62-148	.419	55-72	.764	33-78	111	36	46-0	27	30	3	483-19.3
NASH	75	75	2497	399-811	.492	81-205	.395	227-249	.912	40-220	260	855	87-0	48	265	4	1106-14.7
CARTER	51	41	1387	264-625	.422	89-243	.366	72-98	.735	43-142	185	82	123-0	47	54	17	689-13.5
HILL	80	80	2409	399-825	.484	45-114	.395	213-257	.829	77-261	338	200	184-1	64	134	35	1056-13.2
FRYE	77	64	2541	358-829	.432	171-439	.390	89-107	.832	65-448	513	96	272-4	46	73	79	976-12.7
BROOKS	25	5	473	86-200	.430	22-67	.328	46-57	.807	9-18	27	104	46-0	13	44	1	240-9.6
DUDLEY	82	15	2140	300-629	.477	105-253	.415	162-218	.743	111-207	318	108	139-0	87	77	20	867-10.6
GORTAT	55	12	1636	294-522	.563	1-4	.250	128-175	.731	110-403	513	53	136-0	29	64	70	717-13.0
TURKOGU	25	16	630	85-193	.440	41-97	.423	26-36	.722	20-80	100	58	77-0	18	31	14	237-9.5
WARRICK	80	6	1416	228-446	.511	1-11	.091	212-294	.721	88-208	296	69	100-0	32	79	9	669-8.4
DRAGIC	48	2	856	133-316	.421	28-101	.277	59-97	.608	24-62	86	149	90-0	36	96	6	353-7.4
PIETRUS	38	4	689	98-250	.392	51-149	.342	36-51	.706	9-67	76	23	66-1	19	25	18	283-7.4
LOPEZ	67	56	991	179-357	.501	0-0	—	74-100	.740	82-134	216	8	143-1	18	48	45	432-6.4
DOWDELL	24	0	292	51-125	.408	3-10	.300	16-17	.941	5-15	20	51	30-0	20	29	2	121-5.0
CHILDRESS	54	3	894	121-214	.565	1-16	.063	29-59	.492	69-86	155	42	68-0	33	44	23	272-5.0
CLARK	9	0	72	12-31	.387	0-0	—	5-10	.500	4-13	17	4	6-0	1	2	3	29-3.2
BARRON	12	6	183	12-51	.235	0-0	—	12-20	.600	16-24	40	4	32-1	6	11	4	36-3.0
SILER	21	0	101	17-31	.548	0-0	—	11-22	.500	16-12	28	3	20-0	1	10	4	45-2.1
LAWAL	1	0	2	0-0	—	0-0	—	0-0	—	0-0	0	0	1-0	0	0	0	0-0.0
SUNS	82	-	20005	3219-6844	.470	701-1857	.377	1472-1939	.759	821-2478	3299	1945	1666-8	545	1169	357	8611-105.0
OPPONENTS	82	-	20005	3309-7018	.472	585-1595	.367	1481-1964	.754	985-2647	3632	1890	1740-15	644	1189	356	8684-105.9

Season
Review

11-12

RECORD

33-33

A season shortened by a 149-day lockout began Christmas Day with low outside expectations for the Phoenix Suns, but the resilient squad persevered and used a strong second half to keep itself in the playoff chase until the season's final days.

An abbreviated training camp and preseason contributed to a slow start for the Suns, who lost on an opening-night buzzer beater at home and then struggled to a 12-19 (.387) start and a 14-20 (.412) record at the All-Star break. A compact schedule that featured 66 games in 121 days and two back-to-back-to-back sets did not make things any easier. But, led by veterans **Steve Nash** and **Grant Hill**, and returning contributors **Marcin Gortat**, **Jared Dudley** and **Channing Frye**, the team never splintered, winning nine of its first 11 contests after the break and compiling a 19-13 (.594) post-All-Star record.

Phoenix got itself back into the thick of the playoff chase despite a March injury to Hill, thanks to offseason additions **Shannon Brown**, **Sebastian Telfair** and **Michael Redd**, each of whom were key contributors down the stretch. The Suns tracked down Houston, Minnesota and Golden State in the standings but were eliminated in a road loss to eventual eighth seed Utah in the season's penultimate game, ending Phoenix's bid to become the first NBA team since the 1996-97 Suns to earn a playoff berth after entering the All-Star break six or more games under .500.

The Suns finished .500 or better for the third time in four seasons under **Alvin Gentry** and for the seventh time in eight seasons of **Robert Sarver's** ownership. Nash earned his eighth career All-Star berth and his sixth as a Sun, tying **Walter Davis** for the most in franchise history. On Feb. 1, Nash passed Kevin Johnson to become the all-time franchise leader in assists. Gortat had a breakout year in his first full season in Phoenix, leading the club in scoring, rebounding and blocks, and joining All-Star starters Dwight Howard and Andrew Bynum as the only NBA players to average at least 15 points, 10 boards and 1.5 blocks in 2011-12. **Markieff Morris**, selected by the Suns with the 13th overall pick, had the best statistical campaign by a Suns rookie since Amar'e Stoudemire and was selected to participate in the Rising Stars Challenge at All-Star Weekend in Orlando.

The Suns organization gave its highest honor to **John MacLeod**, the winningest head coach in franchise history, inducting him into the Ring of Honor on April 18.



FRONT ROW: Assistant Video Coordinator Nick U'Ren, Strength and Conditioning Coach/Assistant Athletic Trainer Mike Elliott, Assistant Athletic Trainer Tom Maystadt, Equipment Manager Jay Gaspar, Video Coordinator Elvis Valcarcel

MIDDLE ROW: Athletic Trainer Aaron Nelson, Assistant Coach Elston Turner, Assistant Coach Dan Majerle, Head Coach Alvin Gentry, Michael Redd, Sebastian Telfair, Steve Nash, Shannon Brown, Ronnie Price, Assistant Coach Bill Cartwright, Assistant Coach Igor Kokoskov, Player Development Coach Corey Gaines, Assistant Coach Noel Gillespie

BACK ROW: Jared Dudley, Josh Childress, Hakim Warrick, Channing Frye, Robin Lopez, Marcin Gortat, Markieff Morris, Grant Hill

DATE	OPPONENT	ATTEND.	SCORE	REC.	W/L	DATE	OPPONENT	ATTEND.	SCORE	REC.	W/L
12/26	NEW ORLEANS	17,776	84-85	0-1	L	2/22	GOLDEN STATE	14,558	104-106	14-20	L
12/28	PHILADELPHIA	16,360	83-103	0-2	L	3/1	MINNESOTA	15,071	104-95	15-20	W
12/30	@ NEW ORLEANS	15,790	93-78	1-2	W	3/2	L.A. CLIPPERS	18,091	81-78	16-20	W
12/31	@ OKLAHOMA CITY	18,203	97-107	1-3	L	3/4	SACRAMENTO	15,026	96-88	17-20	W
1/2	GOLDEN STATE	14,793	102-91	2-3	W	3/7	@ OKLAHOMA CITY	18,203	104-115	17-21	L
1/4	@ DALLAS	19,885	89-98	2-4	L	3/8	DALLAS	15,498	96-94	18-21	W
1/6	PORTLAND	16,235	102-77	3-4	W	3/10	MEMPHIS	16,350	98-91	19-21	W
1/8	MILWAUKEE	13,420	109-93	4-4	W	3/12	MINNESOTA	14,568	124-127	19-22	L
1/10	@ L.A. LAKERS	18,997	83-99	4-5	L	3/14	UTAH	14,076	120-111	20-22	W
1/12	CLEVELAND	14,636	90-101	4-6	L	3/15	@ L.A. CLIPPERS	19,060	91-87	21-22	W
1/13	NEW JERSEY	15,191	103-110	4-7	L	3/16	DETROIT	17,148	109-101	22-22	W
1/15	@ SAN ANTONIO	18,581	91-102	4-8	L	3/18	HOUSTON	15,645	99-86	23-22	W
1/17	@ CHICAGO	21,347	97-118	4-9	L	3/20	@ MIAMI	20,212	95-99	23-23	L
1/18	@ NEW YORK	19,763	91-88	5-9	W	3/21	@ ORLANDO	18,930	93-103	23-24	L
1/20	@ BOSTON	18,624	79-71	6-9	W	3/23	@ INDIANA	14,786	113-111	24-24	W
1/23	@ DALLAS	19,944	87-93	6-10	L	3/25	@ CLEVELAND	17,307	108-83	25-24	W
1/24	TORONTO	15,404	96-99	6-11	L	3/27	SAN ANTONIO	16,573	100-107	25-25	L
1/27	@ PORTLAND	20,664	71-109	6-12	L	3/28	@ L.A. CLIPPERS	19,060	86-103	25-26	L
1/28	MEMPHIS	14,903	86-84	7-12	W	4/1	NEW ORLEANS	15,753	92-75	26-26	W
1/30	DALLAS	13,132	99-122	7-13	L	4/3	@ SACRAMENTO	12,462	109-100	27-26	W
2/1	@ NEW ORLEANS	13,598	120-103	8-13	W	4/4	@ UTAH	19,911	107-105	28-26	W
2/3	@ HOUSTON	15,941	81-99	8-14	L	4/6	@ DENVER	19,155	99-105	28-27	L
2/4	CHARLOTTE	14,928	95-89	9-14	W	4/7	L.A. LAKERS	18,237	125-105	29-27	W
2/6	@ ATLANTA	11,823	99-90	10-14	W	4/9	@ MINNESOTA	17,274	114-90	30-27	W
2/7	@ MILWAUKEE	13,203	107-105	11-14	W	4/11	@ MEMPHIS	15,239	93-104	30-28	L
2/9	HOUSTON	16,122	89-96	11-15	L	4/13	@ HOUSTON	18,223	112-105	31-28	W
2/11	@ SACRAMENTO	16,964	98-84	12-15	W	4/14	@ SAN ANTONIO	18,581	91-105	31-29	L
2/13	@ GOLDEN STATE	19,106	96-102	12-16	L	4/16	PORTLAND	15,322	125-107	32-29	W
2/14	@ DENVER	17,873	92-109	12-17	L	4/18	OKLAHOMA CITY	14,873	97-109	32-30	L
2/15	ATLANTA	15,392	99-101	12-18	L	4/19	L.A. CLIPPERS	14,644	93-90	33-30	W
2/17	@ L.A. LAKERS	18,997	99-111	12-19	L	4/21	DENVER	15,877	107-118	33-31	L
2/19	L.A. LAKERS	18,023	102-90	13-19	W	4/24	@ UTAH	19,911	88-100	33-32	L
2/20	WASHINGTON	13,921	104-88	14-19	W	4/25	SAN ANTONIO	17,172	106-110	33-33	L

11-12 Final Statistics

PLAYER	G	GS	MIN	3 PT				REBOUNDS				AST	PF-DQ	STL	TO	BLK	PTS-AVG
				FGM-FGA	PCT	FTM-FTA	PCT	OR-DR	TOT								
GORTAT	66	66	2114	427-769	.555	0-2	.000	163-251	.649	185-474	659	59	142-1	48	90	99	1017-15.4
DUDLEY	65	60	2020	312-643	.485	80-209	.383	119-164	.726	95-206	301	112	107-0	49	72	19	823-12.7
NASH	62	62	1961	295-555	.532	55-141	.390	127-142	.894	26-160	186	664	53-0	38	229	8	772-12.5
BROWN	59	19	1400	251-598	.420	68-188	.362	80-99	.808	38-119	157	69	66-0	44	64	15	650-11.0
FRYE	64	59	1669	255-613	.416	91-263	.346	73-82	.890	71-308	379	88	176-0	42	63	70	674-10.5
HILL	49	46	1378	201-451	.446	14-53	.264	83-109	.761	29-142	171	107	88-0	41	65	29	499-10.2
REDD	51	2	770	144-360	.400	42-132	.318	88-111	.793	14-63	77	33	29-0	13	37	0	418-8.2
MORRIS	63	7	1227	174-436	.399	43-124	.347	76-106	.717	69-210	279	65	179-2	41	70	42	467-7.4
WARRICK	35	0	503	74-180	.411	1-10	.100	76-99	.768	31-61	92	30	35-0	8	36	3	225-6.4
TELFAIR	60	1	895	141-342	.412	33-105	.314	53-67	.791	20-71	91	138	120-0	41	68	12	368-6.1
LOPEZ	64	0	895	124-269	.461	0-0	—	100-140	.714	90-119	209	20	128-1	18	43	60	348-5.4
PRICE	36	8	517	49-130	.377	13-44	.295	20-25	.800	18-38	56	67	72-0	34	46	3	131-3.6
CHILDRESS	34	0	491	48-99	.485	4-24	.167	0-2	.000	31-64	95	34	38-0	14	9	6	100-2.9
SUNS	66	-	15840	2495-5445	.458	444-1295	.343	1058-1397	.757	717-2035	2752	1486	1233-4	431	928	366	6492-98.4
OPPONENTS	66	-	15840	2505-5510	.455	398-1131	.352	1100-1444	.762	802-2064	2866	1416	1293-3	526	929	288	6508-98.6

Season
Review

12-13

RECORD

25-57

The Phoenix Suns experienced an up-and-down season including a coaching change, with the club ultimately finishing with a 25-57 (.305) record. A highlight of the season illustrated the success of the franchise throughout its existence as the Suns won their 2000th game, reaching the milestone in the fourth fewest amount of games in NBA history.

A busy 2012 offseason saw the Suns sign free agents **Goran Dragic**, **Michael Beasley**, **P.J. Tucker** and make the winning amnesty bid on veteran **Luis Scola**. Phoenix also acquired 2012 first-round draft pick **Kendall Marshall**. A midseason trade with Houston added 2011 first-round pick **Marcus Morris** to the roster, joining his twin brother **Markieff Morris**.

The Suns opened the season 4-4 through eight games, but struggled to a 13-28 start which led to the team parting ways with head coach **Alvin Gentry** on Jan. 20. **Lindsey Hunter** replaced Gentry as interim head coach and remained at the helm through the end of the season. The Suns would finish with a 12-29 mark following the coaching change.

On Jan. 12 at Chicago, the Suns topped the Bulls 97-81 to notch the franchise's 2000th career victory. By reaching the 2000-win plateau in just 3599 games, Phoenix became the fourth fastest team in NBA history to reach 2000, with only Boston, the L.A. Lakers and Philadelphia doing so in fewer games.

Phoenix also made history on Feb. 22 as the Morris twins both played against the Celtics, joining the Suns' **Dick** and **Tom Van Arsdale** in 1976-77 as the second set of twins to team together in an NBA game. On March 8, the Morris brothers became the first twin teammates to both start in the game.

The 2012-13 season featured the breakthrough of Dragic as he led the Suns in points, assists and steals, and was one of just four players in the NBA to average at least 14.0 points, 7.0 assists and 1.50 steals. Tucker also emerged as a fan favorite due to his hard-nosed style of play, winning the 2012-13 Dan Majerle Hustle Award after returning to the NBA following five seasons playing internationally.



FRONT ROW: Head Athletic Trainer Aaron Nelson, Assistant Video Coordinator Nick U'Ren, Assistant Athletic Trainer Tom Maystadt, Strength and Conditioning Coach/Assistant Athletic Trainer Mike Elliott, Equipment Manager Jay Gaspar, Performance Recovery Consultant Tyler Wallace, Video Coordinator Elvis Valcarcel, Basketball Operations Intern Chris Darnell
MIDDLE ROW: Assistant Coach Noel Gillespie, Assistant Coach Igor Kokoskov, Head Coach Lindsey Hunter, Kendall Marshall, P.J. Tucker, Jared Dudley, Goran Dragic, Diante Garrett, Shannon Brown, Assistant Coach Dan Panaggio, Player Development Coach Corey Gaines, Player Development Coach Ralph Sampson
BACK ROW: Michael Beasley, Markieff Morris, Jermaine O'Neal, Channing Frye, Marcin Gortat, Hamed Haddadi, Luis Scola, Wesley Johnson, Marcus Morris

DATE	OPPONENT	ATTEND.	SCORE	REC.	W/L	DATE	OPPONENT	ATTEND.	SCORE	REC.	W/L
10/31	GOLDEN STATE	15,678	85-87	0-1	L	1/23	@ SACRAMENTO	12,741	106-96	14-28	W
11/2	DETROIT	15,107	92-89	1-1	W	1/24	L.A. CLIPPERS	16,017	93-88	15-28	W
11/4	@ ORLANDO	17,022	94-115	1-2	L	1/26	@ SAN ANTONIO	18,581	99-108	15-29	L
11/5	@ MIAMI	19,600	99-124	1-3	L	1/27	@ DALLAS	20,305	95-110	15-30	L
11/7	@ CHARLOTTE	13,905	117-110	2-3	W	1/30	L.A. LAKERS	17,184	92-86	16-30	W
11/9	CLEVELAND	15,236	107-105	3-3	W	2/1	DALLAS	16,304	99-109	16-31	L
11/10	@ UTAH	19,100	81-94	3-4	L	2/2	@ GOLDEN STATE	19,596	93-113	16-32	L
11/12	DENVER	14,060	110-100	4-4	W	2/5	@ MEMPHIS	14,933	96-90	17-32	W
11/14	CHICAGO	15,305	106-112*	4-5	L	2/6	@ NEW ORLEANS	12,148	84-93	17-33	L
11/16	@ L.A. LAKERS	18,997	102-114	4-6	L	2/8	@ OKLAHOMA CITY	18,203	96-127	17-34	L
11/17	MIAMI	16,840	88-97	4-7	L	2/10	OKLAHOMA CITY	16,773	69-97	17-35	L
11/21	PORTLAND	14,263	114-87	5-7	W	2/12	@ L.A. LAKERS	18,997	85-91	17-36	L
11/23	NEW ORLEANS	14,020	111-108*	6-7	W	2/19	@ PORTLAND	20,499	102-98	18-36	W
11/25	@ PHILADELPHIA	14,518	101-104	6-8	L	2/20	@ GOLDEN STATE	19,596	98-108	18-37	L
11/27	@ CLEVELAND	13,687	91-78	7-8	W	2/22	BOSTON	18,422	88-113	18-38	L
11/28	@ DETROIT	10,517	77-117	7-9	L	2/24	SAN ANTONIO	14,923	87-97	18-39	L
11/30	@ TORONTO	18,246	97-101	7-10	L	2/26	MINNESOTA	14,973	84-83	19-39	W
12/2	@ NEW YORK	19,033	99-106	7-11	L	2/27	@ SAN ANTONIO	17,573	105-101	20-39	W
12/4	@ MEMPHIS	14,481	98-108*	7-12	L	3/1	ATLANTA	15,269	92-87	21-39	W
12/6	DALLAS	17,317	94-97	7-13	L	3/6	TORONTO	13,173	71-98	21-40	L
12/8	@ L.A. CLIPPERS	19,060	99-117	7-14	L	3/8	@ SACRAMENTO	13,501	112-121	21-41	L
12/9	ORLANDO	13,565	90-98	7-15	L	3/9	HOUSTON	16,734	107-105	22-41	W
12/12	MEMPHIS	13,093	82-80	8-15	W	3/11	DENVER	15,597	93-108	22-42	L
12/14	UTAH	14,182	99-84	9-15	W	3/13	@ HOUSTON	18,132	81-111	22-43	L
12/17	SACRAMENTO	13,068	101-99	10-15	W	3/15	@ ATLANTA	14,282	94-107	22-44	L
12/19	CHARLOTTE	13,308	121-104	11-15	W	3/16	@ WASHINGTON	16,882	105-127	22-45	L
12/22	@ PORTLAND	19,746	93-96	11-16	L	3/18	L.A. LAKERS	17,102	99-76	23-45	W
12/23	L.A. CLIPPERS	14,741	77-103	11-17	L	3/20	WASHINGTON	14,819	79-88	23-46	L
12/26	NEW YORK	15,153	97-99	11-18	L	3/22	MINNESOTA	16,155	86-117	23-47	L
12/28	@ INDIANA	15,288	91-97	11-19	L	3/24	BROOKLYN	14,800	100-102	23-48	L
12/29	@ MINNESOTA	19,356	107-111	11-20	L	3/27	@ UTAH	16,949	88-103	23-49	L
12/31	@ OKLAHOMA CITY	18,203	96-114	11-21	L	3/28	SACRAMENTO	15,086	103-117	23-50	L
1/2	PHILADELPHIA	16,034	95-89	12-21	W	3/30	INDIANA	17,090	104-112	23-51	L
1/4	UTAH	14,874	80-87	12-22	L	4/3	@ L.A. CLIPPERS	19,137	101-126	23-52	L
1/6	MEMPHIS	13,197	81-92	12-23	L	4/5	GOLDEN STATE	18,422	107-111	23-53	L
1/8	@ MILWAUKEE	13,104	99-108	12-24	L	4/7	NEW ORLEANS	16,780	92-95	23-54	L
1/9	@ BOSTON	18,624	79-87	12-25	L	4/9	@ HOUSTON	16,673	98-101	23-55	L
1/11	@ BROOKLYN	16,272	79-99	12-26	L	4/10	@ DALLAS	19,725	102-91	24-55	W
1/12	@ CHICAGO	21,874	97-81	13-26	W	4/13	@ MINNESOTA	16,701	93-105	24-56	L
1/14	OKLAHOMA CITY	14,951	90-102	13-27	L	4/15	HOUSTON	17,135	119-112	25-56	W
1/17	MILWAUKEE	15,963	94-98	13-28	L	4/17	@ DENVER	17,539	98-118	25-57	L

*Overtime

12-13 Final Statistics

PLAYER	3PT											REBOUNDS										
	G	GS	MIN	FGM	FGA	PCT	FGM	FGA	PCT	FTM	FTA	PCT	OR-DR	TOT	AST	PF-DQ	STL	TO	BLK	PTS	AVG	
DRAGIC	77	77	2581	401	906	.443	88	276	.319	244	326	.748	60	178	238	569	214-1	124	212	26	1134-14.7	
SCOLA	82	67	2184	432	915	.472	3	16	.188	181	230	.787	158	383	541	182	257-6	67	126	35	1048-12.8	
GORTAT	61	61	1876	295	566	.521	0	3	.000	90	138	.652	128	388	516	75	127-0	40	99	98	680-11.1	
DUDLEY	79	50	2170	313	669	.468	106	271	.391	129	162	.796	79	166	245	203	128-0	75	101	8	861-10.9	
BROWN	59	22	1402	240	571	.420	39	141	.277	98	125	.784	44	105	149	108	92-0	59	74	15	617-10.5	
BEASLEY	75	20	1554	310	766	.405	45	144	.313	94	126	.746	52	230	282	111	107-0	31	144	34	759-10.1	
O'NEAL	55	4	1029	179	371	.482	0	0	—	96	115	.835	82	211	293	42	126-0	19	73	78	454-8.3	
MARK MORRIS	82	32	1837	266	653	.407	45	134	.336	93	127	.732	131	265	396	108	209-3	77	104	64	670-8.2	
JOHNSON	50	21	953	161	396	.407	50	155	.323	27	35	.771	21	102	123	34	56-0	22	48	18	399-8.0	
MARC MORRIS	23	6	370	51	126	.405	12	39	.308	17	42	.405	17	41	58	15	40-0	18	24	4	131-5.7	
TUCKER	79	45	1910	210	444	.473	22	70	.314	64	86	.744	132	218	350	109	145-1	62	67	19	506-6.4	
TELFAIR	46	2	795	94	247	.381	43	113	.381	44	57	.772	12	56	68	114	84-0	28	53	10	275-6.0	
MARSHALL	48	3	702	56	151	.371	23	73	.315	8	14	.571	4	38	42	143	48-0	22	57	4	143-3.0	
HADDADI	17	0	235	28	61	.459	0	0	—	13	25	.520	33	54	87	8	45-0	5	27	21	69-4.1	
GARRETT	19	0	149	16	49	.327	3	15	.200	5	10	.500	5	10	15	31	5-0	10	16	0	40-2.1	
ZELLER	16	0	58	9	26	.346	1	5	.200	0	0	—	1	9	10	3	5-0	0	0	0	19-1.2	
SUNS	82	-	19805	3061	6917	.443	480	1455	.330	1203	1618	.744	959	2454	3413	1855	1688-11	659	1278	434	7805-95.2	
OPPONENTS	82	-	19805	3181	6771	.470	568	1464	.388	1405	1855	.757	958	2598	3556	1870	1511-4	684	1258	421	8335-101.6	

Season Review 13-14

RECORD**48-34**

Despite pundits forecasting the team to finish near the bottom of the league prior to the season, the Suns were the story of the NBA, finishing with a 48-34 (.585) record and staying in the midst of a furious chase for the Western Conference playoffs until the season's final days. Phoenix finished one game back of the No. 8 seed in the West and tied for the second-most victories without making the postseason in league history.

In former Suns' All-Star **Jeff Hornacek's** first season as an NBA head coach he led the team to the league's biggest turnaround in 2013-14, improving to 48 wins after winning 25 games in 2012-13. Seven of the Suns' eight leading scorers averaged career-highs in points as the team featured a wide-open attack that led the NBA in fast break points.

The Suns' attack was led by offseason acquisitions **Eric Bledsoe**, **Gerald Green** and **Miles Plumlee** as well as **Goran Dragic**, **P.J. Tucker**, and **Marcus** and **Markieff Morris**. **Channing Frye** returned and started all 82 games after missing the entire 2012-13 season with a dilated cardiomyopathy.

The emergence of Dragic was especially vital to the Suns' success as the Dragon won the NBA Most Improved Player Award and earned All-NBA Third Team honors after becoming just the fourth player in league history to average at least 20 points and five assists while shooting over 50 percent from the field and 40 percent from behind the arc, joining LeBron James, Larry Bird and his head coach, Hornacek. Green (fourth) and Markieff Morris (tenth) also enjoyed breakthrough seasons as both finished in the top ten of balloting for NBA Most Improved Player along with Dragic.

Hornacek, who orchestrated what tied for the third biggest season-to-season turnaround in Suns history, earned Western Conference Coach of the Month honors for December after leading the team to a 10-3 record and in doing so became the first person in NBA history to win both Coach of the Month and Player of the Month (December 1991) honors with the same team.



FRONT ROW: Assistant Equipment Manager Eric Hallman, Assistant Athletic Trainer/Rehabilitation Coordinator Tom Maystadt, Athletic Trainer/Performance & Recovery Specialist Adam Annaccone, Athletic Trainer/Head Strength & Conditioning Coach Mike Elliott, Equipment Manager Jay Gaspar, Vice President of Athlete Care/Head Athletic Trainer Aaron Nelson, Video Coordinator Nick U'Ren, Assistant Video Coordinator Bret Burchard, Video Intern Josh Broghamer, Basketball Operations Intern Chris Darnell

MIDDLE ROW: Player Development Coach Irving Roland, Assistant Coach Mark West, Assistant Coach Jerry Sichting, Head Coach Jeff Hornacek, Archie Goodwin, Eric Bledsoe, Goran Dragic, Ish Smith, Leandro Barbosa, Assistant Coach Mike Longabardi, General Manager Ryan McDonough, Assistant Coach Kenny Gattison, Player Development Coach Corey Gaines

BACK ROW: Dionte Christmas, Gerald Green, Marcus Morris, Markieff Morris, Channing Frye, Alex Len, Miles Plumlee, Shavlik Randolph, P.J. Tucker

DATE	OPPONENT	ATTEND.	SCORE	REC.	W/L	DATE	OPPONENT	ATTEND.	SCORE	REC.	W/L
10/30	PORTLAND	17,208	104-91	1-0	W	1/24	WASHINGTON	16,198	95-101	24-18	L
11/1	UTAH	14,662	87-84	2-0	W	1/26	@CLEVELAND	15,872	99-90	25-18	W
11/3	@OKLAHOMA CITY	18,203	96-103	2-1	L	1/27	@PHILADELPHIA	10,793	124-113	26-18	W
11/5	@NEW ORLEANS	13,404	104-98	3-1	W	1/29	@MILWAUKEE	11,175	126-117	27-18	W
11/6	@SAN ANTONIO	17,870	96-99	3-2	L	1/30	@INDIANA	16,541	102-94	28-18	W
11/8	DENVER	15,145	114-103	4-2	W	2/1	CHARLOTTE	16,248	105-95	29-18	W
11/10	NEW ORLEANS	13,154	101-94	5-2	W	2/4	CHICAGO	16,636	92-101	29-19	L
11/13	@PORTLAND	19,537	89-90	5-3	L	2/5	@HOUSTON	18,217	108-122	29-20	L
11/15	BROOKLYN	15,984	98-100*	5-4	L	2/8	GOLDEN STATE	17,846	122-109	30-20	W
11/19	@SACRAMENTO	14,626	104-107	5-5	L	2/11	MIAMI	17,927	97-103	30-21	L
11/20	SACRAMENTO	12,705	106-113	5-6	L	2/18	@DENVER	16,461	112-107*	31-21	W
11/22	@CHARLOTTE	14,916	98-91	6-6	W	2/19	BOSTON	16,135	100-94	32-21	W
11/24	@ORLANDO	15,785	104-96	7-6	W	2/21	SAN ANTONIO	18,422	106-85	33-21	W
11/25	@MIAMI	19,758	92-107	7-7	L	2/23	HOUSTON	15,510	112-115	33-22	L
11/27	PORTLAND	12,731	120-106	8-7	W	2/25	MINNESOTA	16,273	101-110	33-23	L
11/29	@UTAH	18,435	112-101	9-7	W	2/26	@UTAH	19,639	86-109	33-24	L
11/30	UTAH	12,957	104-112	9-8	L	2/28	NEW ORLEANS	16,578	116-104	34-24	W
12/3	@MEMPHIS	15,069	91-110	9-9	L	3/2	ATLANTA	16,759	129-120	35-24	W
12/4	@HOUSTON	18,151	97-88	10-9	W	3/4	L.A. CLIPPERS	15,068	96-104	35-25	L
12/6	TORONTO	12,672	106-97	11-9	W	3/6	OKLAHOMA CITY	17,816	128-122	36-25	W
12/10	@L.A. LAKERS	18,997	114-108	12-9	W	3/9	@GOLDEN STATE	19,596	107-113	36-26	L
12/13	SACRAMENTO	14,128	116-107	13-9	W	3/10	@L.A. CLIPPERS	19,226	105-112	36-27	L
12/15	GOLDEN STATE	14,393	106-102	14-9	W	3/12	CLEVELAND	17,902	101-110	36-28	L
12/18	SAN ANTONIO	13,661	101-108	14-10	L	3/14	@BOSTON	18,624	87-80	37-28	W
12/20	@DENVER	15,974	103-99	15-10	W	3/16	@TORONTO	18,717	121-113	38-28	W
12/21	DALLAS	15,241	123-108	16-10	W	3/17	@BROOKLYN	17,401	95-108	38-29	L
12/23	L.A. LAKERS	14,814	117-90	17-10	W	3/19	ORLANDO	17,508	109-93	39-29	W
12/27	@GOLDEN STATE	19,596	86-115	17-11	L	3/21	DETROIT	18,422	98-92	40-29	W
12/28	PHILADELPHIA	15,623	115-101	18-11	W	3/23	@MINNESOTA	17,866	127-120	41-29	W
12/30	@L.A. CLIPPERS	19,278	107-88	19-11	W	3/24	@ATLANTA	12,240	102-95	42-29	W
1/2	MEMPHIS	14,844	91-99	19-12	L	3/26	@WASHINGTON	18,805	99-93	43-29	W
1/4	MILWAUKEE	14,344	116-100	20-12	W	3/28	NEW YORK	17,106	112-88	44-29	W
1/7	@CHICAGO	21,181	87-92	20-13	L	3/30	@L.A. LAKERS	18,355	99-115	44-30	L
1/8	@MINNESOTA	12,202	104-103	21-13	W	4/2	L.A. CLIPPERS	16,091	108-112	44-31	L
1/10	@MEMPHIS	17,049	99-104	21-14	L	4/4	@PORTLAND	20,089	109-93	45-31	W
1/11	@DETROIT	15,224	108-110	21-15	L	4/6	OKLAHOMA CITY	18,422	122-115	46-31	W
1/13	@NEW YORK	19,812	96-98*	21-16	L	4/9	@NEW ORLEANS	16,256	94-88	47-31	W
1/15	L.A. LAKERS	16,022	121-114	22-16	W	4/11	@SAN ANTONIO	18,581	104-112	47-32	L
1/17	DALLAS	16,486	107-110	22-17	L	4/12	@DALLAS	20,413	98-101	47-33	L
1/19	DENVER	16,211	117-103	23-17	W	4/14	MEMPHIS	18,422	91-97	47-34	L
1/22	INDIANA	16,465	124-100	24-17	W	4/16	@SACRAMENTO	17,317	104-99	48-34	W

*Overtime

13-14 Final Statistics

PLAYER	G	GS	MIN	3 PT				REBOUNDS				TO	BLK	PTS-AVG			
				FGM-FGA	PCT	FTM-FTA	PCT	OR-DR	TOT	AST	PF-DQ				STL		
DRAGIC	76	75	2668	552-1093	.505	122-299	.408	316-416	.760	69-176	245	447	206-1	104	213	22	1542-20.3
BLEDSE	43	40	1416	265-556	.477	50-140	.357	183-237	.772	27-175	202	235	99-0	69	143	14	763-17.7
GREEN	82	48	2330	448-1006	.445	204-510	.400	195-230	.848	48-227	275	122	220-3	70	145	42	1295-15.8
MARK MORRIS	81	0	2153	411-845	.486	34-108	.315	259-327	.792	139-346	485	144	232-2	68	147	51	1115-13.8
FRYE	82	82	2312	336-778	.432	160-432	.370	78-95	.821	73-343	416	98	245-1	60	89	63	910-11.1
MARC MORRIS	82	1	1800	288-651	.442	99-260	.381	121-159	.761	84-235	319	88	157-0	72	95	18	796-9.7
TUCKER	81	81	2490	265-615	.431	74-191	.387	156-201	.776	161-368	529	141	204-2	110	102	23	760-9.4
PLUMLEE	80	79	1964	286-553	.517	0-0	—	74-132	.561	198-428	626	43	185-2	50	111	90	646-8.1
BARBOSA	20	0	368	56-131	.427	7-25	.280	31-39	.795	5-32	37	32	30-0	7	19	4	150-7.5
GOODWIN	52	0	533	76-167	.455	5-36	.139	37-55	.673	25-62	87	20	45-0	20	44	11	194-3.7
SMITH	70	1	1007	119-281	.423	1-23	.043	22-39	.564	31-98	129	179	66-0	49	65	13	261-3.7
CHRISTMAS	31	0	198	22-62	.355	9-31	.290	18-24	.750	13-25	38	8	19-0	2	6	3	71-2.3
LEN	42	3	362	33-78	.423	0-0	—	20-31	.645	39-60	99	4	68-0	4	26	18	86-2.0
RANDOLPH	14	0	95	7-14	.500	0-0	—	6-11	.545	7-18	25	1	15-0	3	5	1	20-1.4
KRAVTSOV	20	0	59	8-15	.533	0-0	—	4-8	.500	9-8	17	1	7-0	0	6	1	20-1.0
SUNS	82		19755	3172-6845	.463	765-2055	.372	1520-2004	.758	928-2601	3529	1563	1798-11	688	1258	374	8629-105.2
OPPONENTS	82		19755	3118-6840	.456	556-1632	.341	1621-2115	.766	926-2586	3512	1664	1749-10	613	1258	332	8413-102.6

All-Time Roster

33 Alvan Adams 6'9" 222 lbs. F/C Oklahoma

Acquired: 1st rd., 1975 NBA Draft (4th Overall). Departed: Retired 4/29/88.

YEAR	G	MIN	FGM	FGA	PCT	FTM	FTA	PCT	OR	DR	TR	AVG	AST	AVG	TO	STL	BLK	PTS	AVG
75-76	80	33.2	629	1341	.469	261	355	.735	215	512	727	9.1	450	5.6	—	121	116	1516	19.0
76-77	72	31.6	522	1102	.474	252	334	.754	180	472	652	9.1	322	4.5	—	95	87	1296	18.0
77-78	70	27.3	434	895	.485	214	293	.730	158	407	565	8.1	225	3.2	234	86	63	1082	15.5
78-79	77	30.7	569	1073	.530	231	289	.799	220	485	705	9.2	360	4.7	279	110	63	1369	17.8
79-80	75	28.9	465	875	.531	188	236	.797	158	451	609	8.1	322	4.3	218	108	55	1118	14.9
80-81	75	27.4	458	870	.526	199	259	.768	157	389	546	7.3	344	4.6	226	106	69	1115	14.9
81-82	79	30.3	507	1027	.494	182	233	.781	138	448	586	7.4	356	4.5	196	114	78	1196	15.1
82-83	80	30.6	477	981	.486	180	217	.829	161	387	548	6.9	376	4.7	242	114	74	1135	14.2
83-84	70	20.7	269	582	.462	132	160	.825	118	201	319	4.6	219	3.1	117	73	32	670	9.6
84-85	82	26.0	476	915	.520	250	283	.883	153	347	500	6.1	308	3.8	197	115	48	1202	14.7
85-86	78	25.7	341	679	.502	159	203	.783	148	329	477	6.1	324	4.2	206	103	46	841	10.8
86-87	68	24.9	311	618	.503	134	170	.788	91	247	338	5.0	223	3.3	139	62	37	756	11.1
87-88	82	20.1	251	506	.496	108	128	.844	118	247	365	4.5	183	2.2	140	82	41	611	7.5
TOTALS	988	27.5	5709	11464	.498	2490	3160	.788	2015	4922	6937	7.0	4012	4.1	2194	1289	809	13907	14.1

PLAYOFFS

75-76	19	35.2	137	303	.452	67	82	.817	54	137	191	10.0	98	5.2	—	24	20	341	17.9
77-78	2	35.5	15	33	.455	2	2	1.000	8	8	16	8.0	4	2.0	9	2	1	32	16.0
78-79	12	31.0	66	139	.475	22	31	.710	25	65	90	7.5	53	4.4	36	11	12	154	12.8
79-80	8	31.4	56	99	.566	17	19	.895	18	59	77	9.6	46	5.8	24	7	10	129	16.1
80-81	7	31.1	27	60	.450	20	28	.714	11	30	41	5.9	26	3.7	19	4	1	74	10.6
81-82	7	33.3	48	92	.522	22	28	.786	19	32	51	7.3	26	3.7	21	14	10	118	16.9
82-83	3	28.0	15	32	.469	5	7	.714	3	15	18	6.0	14	4.7	5	2	5	35	11.7
83-84	17	18.4	53	126	.421	36	53	.679	27	60	87	5.1	42	2.5	34	17	11	142	8.4
84-85	3	26.3	23	46	.500	5	6	.833	4	13	17	5.7	11	3.7	6	7	7	51	17.0
TOTALS	78	29.4	440	930	.473	196	256	.766	169	419	588	7.5	320	4.1	154	88	77	1076	13.8

12 Rafael Addison 6'7" 226 lbs. G/F Syracuse

Acquired: 2nd rd., 1986 NBA Draft (39th Overall). Departed: Waived 10/19/87.

YEAR	G	MIN	FGM	FGA	PCT	FTM	FTA	PCT	OR	DR	TR	AVG	AST	AVG	TO	STL	BLK	PTS	AVG
86-87	62	11.5	146	331	.441	51	64	.797	41	65	106	1.7	45	0.7	54	27	7	359	5.8

22 Danny Ainge 6'5" 195 lbs. G Brigham Young

Acquired: Signed as free agent 7/3/92. Departed: Retired 9/18/95.

YEAR	G	MIN	FGM	FGA	PCT	FTM	FTA	PCT	OR	DR	TR	AVG	AST	AVG	TO	STL	BLK	PTS	AVG
92-93	80	27.0	337	730	.462	123	145	.848	49	165	214	2.7	260	3.3	113	69	8	947	11.8
93-94	68	22.9	224	537	.417	78	94	.830	28	103	131	1.9	180	2.6	81	57	8	606	8.9
94-95	74	18.6	194	422	.460	105	130	.808	25	84	109	1.5	210	2.8	79	46	7	571	7.7
TOTALS	222	22.9	755	1689	.447	306	369	.829	102	352	454	2.05	650	2.9	273	172	23	2124	9.6

PLAYOFFS

92-93	24	24.6	64	170	.376	34	39	.872	20	40	60	2.5	56	2.3	22	12	2	195	8.1
93-94	10	23.0	27	59	.458	15	21	.714	7	16	23	2.3	21	2.1	5	6	1	86	8.6
94-95	10	13.7	19	38	.500	10	11	.909	2	8	10	1.0	10	1.0	6	5	0	60	6.0
TOTALS	44	21.8	110	267	.412	59	71	.831	29	64	93	2.1	87	2.0	33	23	3	341	7.8

17 Louis Amundson 6'9" 238 lbs. F Nevada-Las Vegas

Acquired: Signed as free agent 8/14/08. Departed: Contract expired 6/30/10.

YEAR	G	MIN	FGM	FGA	PCT	FTM	FTA	PCT	OR	DR	TR	AVG	AST	AVG	TO	STL	BLK	PTS	AVG
08-09	76	13.7	134	250	.536	53	120	.442	128	142	270	3.6	28	0.4	56	32	65	321	4.2
09-10	79	14.8	152	276	.551	67	123	.545	128	218	346	4.4	31	0.4	57	24	73	371	4.7
TOTALS	155	14.3	286	526	.544	120	243	.494	256	350	616	4.0	59	0.4	113	56	138	692	4.5

PLAYOFFS

09-10	16	12.1	19	36	.528	9	21	.429	30	26	56	3.5	1	0.1	6	6	7	47	2.9
-------	----	------	----	----	------	---	----	------	----	----	----	-----	---	-----	---	---	---	----	-----

21 Robert Archibald 6'11" 250 lbs. F Illinois

Acquired: From Memphis 9/30/03 with Brevin Knight, Cezary Trybanski for Bo Outlaw, Jake Tsakalidis. Departed: To Orlando 12/26/03 for a conditional 2005 2nd rd. pick.

YEAR	G	MIN	FGM	FGA	PCT	FTM	FTA	PCT	OR	DR	TR	AVG	AST	AVG	TO	STL	BLK	PTS	AVG
03-04	1	6.0	0	1	.000	1	2	.500	0	1	1	1.0	1	1.0	1	0	0	1	1.0

21 Dennis Awtrey 6'10" 241 lbs. C Santa Clara

Acquired: From New Orleans Jazz 9/16/74 with Curtis Perry, Nate Hawthorne, 1st rd. pick for Neal Walk and 2nd rd. pick.
Departed: To Boston 10/11/78 for 2nd rd. pick and cash.

YEAR	G	MIN	FGM	FGA	PCT	FTM	FTA	PCT	OR	DR	TR	AVG	AST	AVG	TO	STL	BLK	PTS	AVG
74-75	82	34.6	339	722	.470	132	195	.677	242	462	704	8.6	342	4.2	—	60	52	810	9.9
75-76	74	18.6	142	304	.467	75	109	.688	93	200	293	4.0	159	2.1	—	21	22	359	4.9
76-77	72	24.4	160	373	.429	91	126	.722	111	245	356	4.9	182	2.5	—	23	31	411	5.7
77-78	81	20.0	112	264	.424	69	109	.633	97	205	302	3.7	163	2.0	127	19	25	293	3.6
TOTALS	309	24.6	753	1663	.459	367	539	.680	543	1112	1655	5.4	846	2.7	127	123	130	1873	6.1

PLAYOFFS

75-76	19	15.1	21	45	.467	18	33	.545	17	46	63	3.3	25	1.3	—	5	9	60	3.2
77-78	2	12.0	1	4	.250	1	1	1.000	2	0	2	1.0	3	1.5	1	1	0	3	1.5
TOTALS	21	14.8	22	49	.449	19	34	.559	19	46	65	3.1	28	1.3	1	6	9	63	3.0

2 James Bailey 6'9" 230 lbs. F Rutgers

Acquired: From Cleveland 10/29/87 for 2nd rd. pick. **Departed:** Contract expired on 6/30/88.

YEAR	G	MIN	FGM	FGA	PCT	FTM	FTA	PCT	OR	DR	TR	AVG	AST	AVG	TO	STL	BLK	PTS	AVG
87-88	65	13.4	109	241	.452	70	89	.787	73	137	210	3.2	42	0.6	70	17	28	298	4.4

12 Toby Bailey 6'6" 213 lbs. G UCLA

Acquired: From L.A. Lakers 6/24/98 for future consideration. **Departed:** Contract expired on 6/30/00.

YEAR	G	MIN	FGM	FGA	PCT	FTM	FTA	PCT	OR	DR	TR	AVG	AST	AVG	TO	STL	BLK	PTS	AVG
88-89	27	9.2	34	86	.395	9	13	.692	24	30	54	2.0	13	0.5	11	9	2	78	2.9
89-90	46	9.8	58	140	.414	45	65	.692	26	46	72	1.6	30	0.7	24	13	4	107	3.5
TOTALS	73	9.6	92	226	.407	54	78	.692	50	76	126	1.7	43	0.6	35	22	6	185	2.5

PLAYOFFS

'99-00	5	12.0	1	4	.250	1	1	1.000	2	0	2	1.0	3	1.5	1	1	0	3	1.5
--------	---	------	---	---	------	---	---	-------	---	---	---	-----	---	-----	---	---	---	---	-----

2 Marcus Banks 6'2" 200 lbs. G Nevada-Las Vegas

Acquired: Signed as free agent 7/20/06. **Departed:** To Miami 2/6/08 with Shawn Marion for Shaquille O'Neal.

YEAR	G	MIN	FGM	FGA	PCT	FTM	FTA	PCT	OR	DR	TR	AVG	AST	AVG	TO	STL	BLK	PTS	AVG
06-07	45	11.2	84	196	.429	48	60	.800	10	28	38	0.8	60	1.3	40	23	3	221	4.9
07-08	24	12.9	44	109	.404	12	16	.789	3	17	20	0.8	25	1.0	16	8	8	125	5.2
TOTALS	69	11.8	128	305	.420	60	76	.789	13	45	58	0.8	85	1.2	56	31	11	346	5.0

PLAYOFFS

'06-07	2	3.5	0	2	—	2	2	1.000	0	0	0	0.0	1	0.5	0	0	0	2	1.0
--------	---	-----	---	---	---	---	---	-------	---	---	---	-----	---	-----	---	---	---	---	-----

40 Mike Bantom 6'9" 210 lbs. F St. Joseph's

Acquired: 1st rd., 1973 NBA Draft (8th Overall). **Departed:** To Seattle 11/22/75.

YEAR	G	MIN	FGM	FGA	PCT	FTM	FTA	PCT	OR	DR	TR	AVG	AST	AVG	TO	STL	BLK	PTS	AVG
73-74	76	26.0	314	787	.399	141	213	.662	172	347	519	6.8	163	2.1	—	50	47	769	10.1
74-75	82	27.3	418	907	.461	185	259	.714	211	342	553	6.7	159	1.9	—	62	47	1021	12.5
75-76	7	9.7	8	26	.308	5	5	1.000	7	16	23	3.3	3	0.4	—	2	2	21	3.0
TOTALS	165	26.0	740	1720	.430	331	477	.694	390	705	1095	6.6	325	2.0	—	114	96	1811	11.0

10 Leandro Barbosa 6'3" 202 lbs. G Sao Paulo, Brazil

Acquired: Draft rights from San Antonio 6/26/03 for a future protected 1st rd. pick; Signed to 10-day contracts on 1/8/14 and 1/18/14 before signing for remainder of season on 1/28/14. **Departed:** To Toronto 7/14/10 with Dwayne Jones for Hedo Turkoglu; Contract expired on 6/30/14.

YEAR	G	MIN	FGM	FGA	PCT	FTM	FTA	PCT	OR	DR	TR	AVG	AST	AVG	TO	STL	BLK	PTS	AVG
03-04	70	21.4	210	470	.447	47	61	.770	23	100	123	1.8	165	2.4	120	93	7	550	7.9
04-05	63	17.2	168	354	.475	55	69	.797	32	98	130	2.1	126	2.0	87	30	7	442	7.0
05-06	57	27.9	273	567	.481	111	147	.755	31	119	150	2.6	158	2.8	89	48	6	744	13.1
06-07	80	32.7	529	1111	.476	196	232	.845	22	192	214	2.7	317	4.0	146	96	15	1444	18.1
07-08	82	29.5	472	1021	.462	175	213	.822	40	191	231	2.8	216	2.6	117	75	18	1283	15.6
08-09	70	24.4	366	759	.482	171	194	.881	34	147	181	2.6	162	2.3	93	82	7	993	14.2
09-10	44	17.9	155	365	.425	64	73	.877	11	58	69	1.6	64	1.5	46	23	12	418	9.5
13-14	20	18.4	56	131	.427	31	39	.795	5	32	37	1.9	32	1.6	19	7	4	150	7.5
TOTALS	486	24.8	2229	4778	.467	850	1028	.827	198	937	1135	2.3	1240	2.6	717	454	76	6024	12.4

PLAYOFFS

'04-05	12	9.8	12	35	.343	2	4	.500	5	12	17	1.4	12	1.0	5	3	0	30	2.5
'05-06	20	31.6	103	219	.470	50	58	.862	5	27	32	1.6	54	2.7	29	15	4	283	14.2
'06-07	11	31.7	64	158	.405	28	39	.718	7	31	38	3.5	24	2.2	22	12	2	174	15.8
'07-08	5	28.6	19	55	.345	10	11	.909	2	18	20	4.0	9	1.8	4	3	0	52	10.4
'09-10	16	15.6	43	103	.417	17	24	.708	2	19	21	1.3	20	1.3	15	5	2	115	7.2
TOTALS	64	23.3	241	570	.423	107	136	.787	21	107	128	2.0	119	1.9	75	38	8	654	10.2

34 Charles Barkley 6'6" 252 lbs. F Auburn

Acquired: From Philadelphia 6/17/92 for Jeff Hornacek, Andrew Lang, Tim Perry. **Departed:** To Houston 8/19/96 with 2nd rd. pick for Chuckie Brown, Mark Bryant, Sam Cassell and Robert Horry.

YEAR	G	MIN	FGM	FGA	PCT	FTM	FTA	PCT	OR	DR	TR	AVG	AST	AVG	TO	STL	BLK	PTS	AVG
92-93	76	37.6	716	1376	.520	445	582	.765	237	691	928	12.2	385	5.1	233	119	74	1944	25.6
93-94	65	35.4	518	1056	.495	318	452	.704	198	452	727	11.2	296	4.6	206	101	37	1402	21.4
94-95	68	35.0	554	1141	.486	379	507	.748	203	553	756	11.1	276	4.1	150	110	45	1561	23.0
95-96	71	37.1	580	1160	.500	440	566	.777	243	578	821	11.6	262	3.7	218	114	56	1649	23.2
TOTALS	280	36.3	2368	4723	.501	1582	2107	.750	881	2351	3232	11.5	1219	4.4	807	444	212	6556	23.4

PLAYOFFS

'92-93	24	43.2	230	482	.477	168	218	.771	93	233	326	14.4	102	4.2	50	39	25	638	26.6
'93-94	10	42.5	110	216	.509	42	55	.764	34	96	130	13.0	48	4.8	27	25	9	276	27.6
'94-95	10	39.0	91	182	.500	66	90	.733	39	95	134	13.4	32	3.7	25	13	11	257	25.3
'95-96	4	41.0	31	70	.443	37	47	.787	18	36	54	13.5	15	3.8	6	4	4	102	25.5
TOTALS	48	42.0	462	950	.486	313	410	.763	184	460	644	13.4	197	4.1	108	81	49	1273	26.5

2014 - 15 PHOENIX SUNS

22	Matt Barnes	6'7"	226 lbs.	F	UCLA
-----------	--------------------	-------------	-----------------	----------	-------------

Acquired: Signed as a free agent 7/22/08. Departed: Contract expired 6/30/09.

YEAR	G	MIN	FGM	FGA	PCT	FTM	FTA	PCT	OR	DR	TR	AVG	AST	AVG	TO	STL	BLK	PTS	AVG
'08-09	77	27.0	285	674	.423	101	136	.743	79	342	421	5.5	212	2.8	130	52	26	788	10.2

12	Andre Barrett	5'10"	173 lbs.	G	Seton Hall
-----------	----------------------	--------------	-----------------	----------	-------------------

Acquired: Signed a 10-day contract 3/1/06. Departed: Released from his second 10-day contract 3/15/06.

YEAR	G	MIN	FGM	FGA	PCT	FTM	FTA	PCT	OR	DR	TR	AVG	AST	AVG	TO	STL	BLK	PTS	AVG
'05-06	2	10.5	3	7	.429	3	3	1.000	1	2	3	1.5	2	1.0	1	0	0	9	4.5

30	Earl Barron	7'0"	250 lbs.	C	Memphis
-----------	--------------------	-------------	-----------------	----------	----------------

Acquired: Signed as free agent 11/16/10. Departed: Waived 12/21/10.

YEAR	G	MIN	FGM	FGA	PCT	FTM	FTA	PCT	OR	DR	TR	AVG	AST	AVG	TO	STL	BLK	PTS	AVG
'10-11	12	183	12	51	.235	12	20	.600	16	24	40	3.3	4	0.3	11	6	4	36	3.0

3	Kenny Battle	6'6"	211 lbs.	F	Illinois
----------	---------------------	-------------	-----------------	----------	-----------------

Acquired: From Detroit following 1989 NBA Draft with Micheal Williams for Anthony Cook (24th Overall).

YEAR	G	MIN	FGM	FGA	PCT	FTM	FTA	PCT	OR	DR	TR	AVG	AST	AVG	TO	STL	BLK	PTS	AVG
'89-90	59	12.4	93	170	.547	55	82	.671	44	80	124	2.1	38	0.6	32	35	11	242	4.1
'90-91	16	16.4	38	86	.442	20	29	.690	21	32	53	3.3	15	0.9	13	19	6	96	6.0
TOTALS	75	13.3	131	256	.512	75	111	.676	65	112	177	2.4	53	.71	45	54	17	338	4.5

PLAYOFFS

'89-90	8	4.3	4	13	.308	1	1	1.000	1	4	5	0.6	0	0.0	—	0	0	9	1.1
--------	---	-----	---	----	------	---	---	-------	---	---	---	-----	---	-----	---	---	---	---	-----

0	Michael Beasley	6'10"	245 lbs.	F	Kansas State
----------	------------------------	--------------	-----------------	----------	---------------------

Acquired: Signed as free agent 7/20/12. Departed: Waived 9/3/13.

YEAR	G	MIN	FGM	FGA	PCT	FTM	FTA	PCT	OR	DR	TR	AVG	AST	AVG	TO	STL	BLK	PTS	AVG
'12-13	75	20.7	310	766	.405	94	126	.746	52	230	282	3.8	111	1.5	144	31	34	759	10.1

50	William Bedford	7'1"	235 lbs.	C	Memphis State
-----------	------------------------	-------------	-----------------	----------	----------------------

Acquired: 1st rd., 1986 NBA Draft (6th Overall). Departed: To Detroit 6/19/87 for 1st rd. pick.

YEAR	G	MIN	FGM	FGA	PCT	FTM	FTA	PCT	OR	DR	TR	AVG	AST	AVG	TO	STL	BLK	PTS	AVG
'86-87	50	19.6	142	358	.397	50	86	.581	79	167	246	4.9	57	1.1	85	18	37	334	6.7

14	Charlie Bell	6'3"	200 lbs.	G	Michigan State
-----------	---------------------	-------------	-----------------	----------	-----------------------

Acquired: Signed as free agent 7/23/01. Departed: Waived 12/11/01.

YEAR	G	MIN	FGM	FGA	PCT	FTM	FTA	PCT	OR	DR	TR	AVG	AST	AVG	TO	STL	BLK	PTS	AVG
'01-02	5	8.4	3	11	.273	2	2	1.000	2	2	4	0.8	2	0.4	5	0	0	8	1.6

19	Raja Bell	6'5"	215 lbs.	G	Florida International
-----------	------------------	-------------	-----------------	----------	------------------------------

Acquired: Signed as a free agent on 8/3/05. Departed: Traded along with Boris Diaw and Sean Singletary to Charlotte on 12/10/08 in exchange for Jason Richardson, Jared Dudley and a 2010 second-round pick.

YEAR	G	MIN	FGM	FGA	PCT	FTM	FTA	PCT	OR	DR	TR	AVG	AST	AVG	TO	STL	BLK	PTS	AVG
'05-06	79	37.5	425	930	.457	115	146	.788	44	209	253	3.2	207	2.6	89	76	22	1162	14.7
'06-07	78	37.4	410	950	.432	118	152	.776	48	203	251	3.2	196	2.5	83	50	22	1143	14.7
'07-08	75	35.3	317	753	.421	79	91	.868	47	227	274	3.7	168	2.2	65	54	27	889	11.9
'08-09	22	32.4	76	177	.429	16	21	.762	8	56	64	2.9	29	1.3	18	13	2	212	9.6
TOTALS	254	36.4	1228	2810	.437	328	410	.800	147	695	842	3.3	600	2.4	255	193	73	3406	13.4

PLAYOFFS

'05-06	17	39.6	79	165	.479	34	41	.829	8	40	48	2.8	37	2.2	10	11	4	232	13.6
'06-07	11	39.8	40	87	.460	12	14	.857	6	27	33	3.0	20	1.8	15	10	2	112	10.2
'07-08	5	43.0	21	37	.568	13	16	.813	6	22	28	5.6	11	2.2	5	2	1	68	13.6
TOTALS	33	40.2	140	289	.484	59	71	.831	20	89	109	3.3	68	2.1	30	23	7	412	12.5

8	Mario Bennett	6'9"	235 lbs.	F	Arizona State
----------	----------------------	-------------	-----------------	----------	----------------------

Acquired: 1st rd., 1995 NBA Draft (27th Overall). Departed: Waived 10/29/96.

YEAR	G	MIN	FGM	FGA	PCT	FTM	FTA	PCT	OR	DR	TR	AVG	AST	AVG	TO	STL	BLK	PTS	AVG
'95-96	19	12.1	29	64	.453	27	42	.643	21	28	49	2.6	6	0.3	11	11	11	85	4.5

12	Eddie Biedenbach	6'1"	175 lbs.	G	N.C. State
-----------	-------------------------	-------------	-----------------	----------	-------------------

Acquired: Signed as free agent 10/18/68. Departed: Waived 11/21/68.

YEAR	G	MIN	FGM	FGA	PCT	FTM	FTA	PCT	OR	DR	TR	AVG	AST	AVG	TO	STL	BLK	PTS	AVG
'68-69	7	2.6	0	6	.000	4	6	.667			2	0.3	3	0.4	—	—	—	4	0.6

40	Corie Blount	6'10"	242 lbs.	F	Cincinnati
-----------	---------------------	--------------	-----------------	----------	-------------------

Acquired: Signed as free agent 9/9/99. Departed: To Golden State 1/26/01 with Ruben Garces, Paul McPherson for Vinny Del Negro.

YEAR	G	MIN	FGM	FGA	PCT	FTM	FTA	PCT	OR	DR	TR	AVG	AST	AVG	TO	STL	BLK	PTS	AVG
'99-00	38	11.7	44	89	.494	19	33	.576	52	61	113	3.0	10	0.3	15	7	28	107	2.8
'00-01	30	12.9	23	47	.489	8	15	.533	35	50	85	2.8	8	0.3	18	13	5	54	1.8
TOTALS	68	12.3	67	136	.493	27	48	.563	87	111	198	2.9	18	0.3	33	20	33	161	2.4

PLAYOFFS

'99-00	9	18.0	17	31	.548	10	18	.556	25	31	56	6.2	3	0.3	13	6	6	44	4.9
--------	---	------	----	----	------	----	----	------	----	----	----	-----	---	-----	----	---	---	----	-----

10	Dexter Boney				6'4"			220 lbs.			G	UNLV							
Acquired: Signed as a free agent 1/31/97. Departed: Waived 2/20/97.																			
YEAR	G	MIN	FGM	FGA	PCT	FTM	FTA	PCT	OR	DR	TR	AVG	AST	AVG	TO	STL	BLK	PTS	AVG
'96-97	8	6.0	6	19	.316	6	8	.750	3	3	6	0.8	0	0.0	1	2	1	19	2.4
7	Dudley Bradley				6'6"			195 lbs.			G	North Carolina							
Acquired: From Indiana 6/8/81 for two 2nd rd. picks. Departed: Waived 7/1/82.																			
YEAR	G	MIN	FGM	FGA	PCT	FTM	FTA	PCT	OR	DR	TR	AVG	AST	AVG	TO	STL	BLK	PTS	AVG
'81-82	64	14.6	125	281	.445	74	100	.740	30	57	87	1.4	80	1.3	71	78	10	325	5.1
PLAYOFFS																			
'81-82	7	3.4	2	8	.250	1	1	1.000	0	1	1	0.1	5	0.7	5	1	1	5	0.7
23	Mike Bratz				6'2"			185 lbs.			G	Stanford							
Acquired: 3rd rd., 1977 NBA Draft (66th Overall). Departed: Waived 7/1/80.																			
YEAR	G	MIN	FGM	FGA	PCT	FTM	FTA	PCT	OR	DR	TR	AVG	AST	AVG	TO	STL	BLK	PTS	AVG
'77-78	80	11.7	159	395	.403	56	68	.824	42	73	115	1.4	123	1.5	89	39	5	374	4.7
'78-79	77	16.8	242	533	.454	139	170	.818	55	86	141	1.8	179	2.3	135	64	7	623	8.1
'79-80	82	19.4	269	687	.392	141	162	.870	50	117	167	2.0	223	2.7	135	93	9	700	8.5
TOTALS	239	16.0	670	1615	.415	336	400	.840	147	276	423	1.8	525	2.2	359	196	21	1697	7.1
PLAYOFFS																			
'77-78	2	4.5	1	5	.200	0	0	.000	0	0	0	0.0	1	0.5	0	0	0	2	1.0
'78-79	15	19.5	57	115	.496	45	59	.763	10	11	21	1.4	30	2.0	29	15	3	159	10.6
'79-80	8	21.1	43	84	.512	9	10	.900	6	14	20	2.5	16	2.0	13	9	0	104	13.0
TOTALS	25	18.8	101	204	.495	54	69	.783	16	25	41	1.6	47	1.9	42	24	3	265	10.6
0	Aaron Brooks				6'0"			161 lbs.			G	Oregon							
Acquired: From Houston on 2/24/11 for Goran Dragic and a 2011 first-round pick. Departed: Restricted free agent signed to play in China; Suns still own his NBA rights																			
YEAR	G	MIN	FGM	FGA	PCT	FTM	FTA	PCT	OR	DR	TR	AVG	AST	AVG	TO	STL	BLK	PTS	AVG
'10-11	25	18.9	86	200	.430	46	57	.807	9	18	27	1.1	104	4.2	44	13	1	240	9.6
52	Chuck Brown				6'8"			215 lbs.			F	North Carolina State							
Acquired: From Houston 8/19/96 with Mark Bryant, Sam Cassell and Robert Horry for Charles Barkley. Departed: To Milwaukee 12/4/96 for Darrin Hancock and 2nd rd. pick.																			
YEAR	G	MIN	FGM	FGA	PCT	FTM	FTA	PCT	OR	DR	TR	AVG	AST	AVG	TO	STL	BLK	PTS	AVG
'96-97	10	8.3	13	26	.500	8	11	.727	3	13	16	1.6	4	0.4	4	0	2	34	3.4
11	Dee Brown				6'0"			181 lbs.			G	Illinois							
Acquired: Signed as free agent 12/24/08. Departed: Released 1/6/09.																			
YEAR	G	MIN	FGM	FGA	PCT	FTM	FTA	PCT	OR	DR	TR	AVG	AST	AVG	TO	STL	BLK	PTS	AVG
'08-09	2	14.0	1	5	.200	2	2	1.000	0	1	1	0.5	3	1.5	3	0	0	5	2.5
4	Gerald Brown				6'4"			210 lbs.			G	Pepperdine							
Acquired: Signed as free agent 1/25/99. Departed: Waived 12/21/99.																			
YEAR	G	MIN	FGM	FGA	PCT	FTM	FTA	PCT	OR	DR	TR	AVG	AST	AVG	TO	STL	BLK	PTS	AVG
'98-99	33	7.2	33	89	.371	11	14	.786	5	17	22	0.7	31	0.9	22	5	1	80	2.4
45	Mike Brown				6'10"			260 lbs.			F	George Washington							
Acquired: Signed as free agent 4/5/97; 4/18/98. Departed: Contract expired on 6/30/97; 6/30/98.																			
YEAR	G	MIN	FGM	FGA	PCT	FTM	FTA	PCT	OR	DR	TR	AVG	AST	AVG	TO	STL	BLK	PTS	AVG
'96-97	6	13.8	5	12	.417	6	10	.600	9	16	25	4.2	5	0.8	2	1	1	16	2.7
PLAYOFFS																			
'96-97	4	6.8	2	5	.400	7	8	.875	2	2	4	1.0	1	0.3	1	0	0	11	3.7
'97-98	1	1.0	0	0	—	0	0	—	0	0	0	0.0	0	0.0	0	0	0	0	0.0
0	Randy Brown				6'2"			190 lbs.			G	New Mexico State							
Acquired: From Boston 2/20/02 with Joe Johnson, Milt Palacio, 2002 1st rd. pick (Casey Jacobsen) for Rodney Rogers and Tony Delk. Departed: Contract expired on 6/30/03.																			
YEAR	G	MIN	FGM	FGA	PCT	FTM	FTA	PCT	OR	DR	TR	AVG	AST	AVG	TO	STL	BLK	PTS	AVG
'02-03	32	8.2	16	43	.372	9	12	.750	3	23	26	0.8	35	1.1	17	17	2	41	1.3
26	Shannon Brown				6'4"			215 lbs.			G	Michigan State							
Acquired: Signed as free agent 12/9/11. Departed: To Washington on 10/25/13 with Marcin Gortat, Malcolm Lee and Kendall Marshall for Emeka Okafor and a protected 2014 1st rd. pick.																			
YEAR	G	MIN	FGM	FGA	PCT	FTM	FTA	PCT	OR	DR	TR	AVG	AST	AVG	TO	STL	BLK	PTS	AVG
'11-12	59	23.7	251	598	.420	80	99	.808	38	119	157	2.7	69	1.2	64	44	15	650	11.0
'12-13	59	23.8	240	571	.420	98	125	.784	44	105	149	2.5	108	1.8	74	59	15	617	10.5
TOTALS	118	23.7	491	1169	.420	178	224	.795	82	224	306	2.6	177	1.5	138	103	30	1267	10.7

2014-15 PHOENIX SUNS

2	Mark Bryant				6'9"		245 lbs.		F	Seton Hall			
---	-------------	--	--	--	------	--	----------	--	---	------------	--	--	--

Acquired: From Houston 8/19/96 with Chucky Brown, Sam Cassell and Robert Horry for Charles Barkley.
Departed: To Chicago 1/23/99 with Martin Muursepp, Bubba Wells, 1st rd. pick for Luc Longley.

YEAR	G	MIN	FGM	FGA	PCT	FTM	FTA	PCT	OR	DR	TR	AVG	AST	AVG	TO	STL	BLK	PTS	AVG
'96-97	41	24.8	152	275	.553	76	108	.704	67	145	212	5.2	47	1.1	46	22	5	380	9.3
'97-98	70	15.9	109	225	.484	73	95	.768	92	152	244	3.5	46	0.7	58	36	15	291	4.2
TOTALS	111	2128	261	500	.522	149	203	.734	159	297	456	4.1	93	.08	104	58	20	671	6.0

PLAYOFFS

'96-97	4	9.0	4	10	.400	3	3	1.000	1	3	4	1.0	—	—	2	—	—	11	2.8
'97-98	4	23.3	17	34	.500	6	12	.500	9	14	23	5.8	1	0.3	3	4	2	40	10.0
TOTALS	8	16.1	21	44	.477	9	15	.600	10	17	27	3.4	1	0.1	5	4	2	51	6.4

26	Jud Buechler				6'6"		228 lbs.		G/F	Arizona			
----	--------------	--	--	--	------	--	----------	--	-----	---------	--	--	--

Acquired: From Detroit 7/18/01 with John Wallace for Clifford Robinson. **Departed:** To Orlando 11/16/01 in three-team trade with L.A. Clippers that also sent Vinny Del Negro to L.A. Clippers and brought Bo Outlaw and 1st rd. pick from Orlando.

YEAR	G	MIN	FGM	FGA	PCT	FTM	FTA	PCT	OR	DR	TR	AVG	AST	AVG	TO	STL	BLK	PTS	AVG
'01-02	6	9.0	2	6	.333	0	0	—	2	6	8	1.3	3	0.5	1	1	0	6	1.0

11	Pat Burke				6'11"		250 lbs.		C	Auburn			
----	-----------	--	--	--	-------	--	----------	--	---	--------	--	--	--

Acquired: Signed as free agent 8/18/05. **Departed:** Contract expired 6/30/07.

YEAR	G	MIN	FGM	FGA	PCT	FTM	FTA	PCT	OR	DR	TR	AVG	AST	AVG	TO	STL	BLK	PTS	AVG
'05-06	42	8.2	63	127	.496	13	21	.619	21	52	73	1.7	16	0.4	33	6	13	141	3.4
'06-07	23	7.1	23	65	.354	8	13	.615	12	35	47	1.8	5	0.2	7	3	2	60	2.6
TOTALS	65	7.8	86	192	.448	21	34	.618	33	87	120	1.8	21	0.3	40	9	15	201	3.1

PLAYOFFS

'05-06	3	2.3	2	4	.500	0	1	.000	1	2	3	1.0	0	0.0	0	0	1	5	1.7
'06-07	3	2.3	1	2	.500	0	0	.000	0	1	1	0.3	0	0.0	0	0	1	2	0.7
TOTALS	6	2.3	3	6	.500	0	1	.000	1	3	4	0.7	0	0.0	0	0	2	7	1.2

15	Steve Burt				6'2"		195 lbs.		G	Iona			
----	------------	--	--	--	------	--	----------	--	---	------	--	--	--

Acquired: Signed as free agent 2/14/92. **Departed:** Waived 7/2/92.

YEAR	G	MIN	FGM	FGA	PCT	FTM	FTA	PCT	OR	DR	TR	AVG	AST	AVG	TO	STL	BLK	PTS	AVG
'91-92	31	11.5	74	160	.463	38	54	.704	10	24	34	1.1	59	1.9	33	16	4	187	6.0

PLAYOFFS

'91-92	8	13.0	16	38	.421	18	21	.857	3	9	12	1.5	14	1.8	8	5	0	50	6.3
--------	---	------	----	----	------	----	----	------	---	---	----	-----	----	-----	---	---	---	----	-----

10	Don Buse				6'4"		192 lbs.		G	Evansville			
----	----------	--	--	--	------	--	----------	--	---	------------	--	--	--

Acquired: From Indiana 9/6/77 for Ricky Sobers. **Departed:** To Indiana 11/25/80 for two 2nd rd. picks.

YEAR	G	MIN	FGM	FGA	PCT	FTM	FTA	PCT	OR	DR	TR	AVG	AST	AVG	TO	STL	BLK	PTS	AVG
'77-78	82	31.1	287	626	.458	112	136	.824	59	190	249	3.0	391	4.8	124	185	14	686	8.4
'78-79	82	31.0	265	576	.495	70	91	.769	44	173	217	2.6	356	4.3	96	156	18	640	7.8
'79-80	81	30.9	261	589	.443	85	128	.664	70	163	233	2.9	320	4.0	91	132	10	626	7.7
TOTALS	245	31.0	833	1791	.465	267	355	.752	173	526	699	2.9	1067	4.4	311	473	42	1952	8.0

PLAYOFFS

'77-78	2	38.0	4	11	.364	0	0	.000	0	5	5	2.5	4	2.0	1	4	0	8	4.0
'78-79	15	34.1	47	116	.405	24	33	.727	17	38	55	3.7	52	3.5	15	23	5	118	7.9
'79-80	8	29.5	28	64	.438	7	11	.636	8	13	21	2.6	44	7.3	13	6	0	68	8.5
TOTALS	25	32.9	79	191	.414	31	44	.705	25	56	81	3.2	100	4.0	29	33	5	194	7.8

45	Marty Byrnes				6'7"		218 lbs.		F	Syracuse			
----	--------------	--	--	--	------	--	----------	--	---	----------	--	--	--

Acquired: 1st rd., 1978 NBA Draft (19th Overall). **Departed:** To New Orleans Jazz 1/12/79 with Ron Lee, two 1st rd. picks for Leonard "Truck" Robinson.

YEAR	G	MIN	FGM	FGA	PCT	FTM	FTA	PCT	OR	DR	TR	AVG	AST	AVG	TO	STL	BLK	PTS	AVG
'78-79	43	17.1	109	223	.489	73	100	.730	49	48	97	2.3	61	1.4	79	15	2	291	6.8

11	Zarko Cabarkapa				6'11"		225 lbs.		F	Buducnost (Serbia)			
----	-----------------	--	--	--	-------	--	----------	--	---	--------------------	--	--	--

Acquired: 1st rd., 2003 NBA Draft (17th Overall). **Departed:** To Golden State 1/3/05 for two future 2nd rd. picks.

YEAR	G	MIN	FGM	FGA	PCT	FTM	FTA	PCT	OR	DR	TR	AVG	AST	AVG	TO	STL	BLK	PTS	AVG
'03-04	49	11.6	81	197	.411	35	53	.660	26	73	99	2.0	40	0.8	54	10	13	203	4.1
'04-05	3	3.7	4	7	.571	1	1	1.000	2	1	3	1.0	0	0.0	0	0	0	9	3.0
TOTALS	52	11.2	85	204	.417	36	54	.667	28	74	102	2.0	40	0.8	54	10	13	212	4.1

20	Corky Calhoun				6'7"		212 lbs.		F	Pennsylvania			
----	---------------	--	--	--	------	--	----------	--	---	--------------	--	--	--

Acquired: 1st rd., 1972 NBA Draft (4th Overall). **Departed:** To L.A. Lakers 11/27/74 for 2nd rd. and 3rd rd. picks.

YEAR	G	MIN	FGM	FGA	PCT	FTM	FTA	PCT	OR	DR	TR	AVG	AST	AVG	TO	STL	BLK	PTS	AVG
'72-73	82	24.7	211	450	.469	71	96	.740	115	292	338	4.1	76	0.9	—	—	—	493	6.0
'73-74	77	28.7	268	581	.461	98	129	.760	115	292	407	5.3	135	1.8	—	71	30	634	8.2
'74-75	13	8.3	12	32	.375	14	15	.933	14	19	33	2.5	4	0.3	—	6	2	38	2.9
TOTALS	172	25.3	491	1063	.462	183	240	.763	129	311	778	4.5	215	1.3	—	77	32	1165	6.8

43	Chris Carr				6'5"		207 lbs.		G	Southern Illinois			
----	------------	--	--	--	------	--	----------	--	---	-------------------	--	--	--

Acquired: 2nd rd., 1995 NBA Draft (56th Overall). **Departed:** Signed by Minnesota as free agent 7/19/96.

YEAR	G	MIN	FGM	FGA	PCT	FTM	FTA	PCT	OR	DR	TR	AVG	AST	AVG	TO	STL	BLK	PTS	AVG
'95-96	60	9.8	90	217	.415	49	60	.817	27	75	102	1.7	43	0.7	40	10	5	240	4.0

2	Joe Barry Carroll	7'1"	255 lbs.	C	Purdue
---	-------------------	------	----------	---	--------

Acquired: Signed as free agent 1/26/91. Departed: Waived 10/30/91.

YEAR	G	MIN	FGM	FGA	PCT	FTM	FTA	PCT	OR	DR	TR	AVG	AST	AVG	TO	STL	BLK	PTS	AVG
90-91	11	8.7	13	36	.361	11	12	.917	3	21	24	2.2	11	1.0	12	1	8	37	3.4

25	Vince Carter	6'6"	220 lbs.	G	North Carolina
----	--------------	------	----------	---	----------------

Acquired: From Orlando 12/18/10 with Marcin Gortat, Mickael Pietrus, a 2011 first-round pick and cash considerations for Jason Richardson, Hedo Turkoglu and Earl Clark. Departed: Waived 12/10/11.

YEAR	G	MIN	FGM	FGA	PCT	FTM	FTA	PCT	OR	DR	TR	AVG	AST	AVG	TO	STL	BLK	PTS	AVG
10-11	51	1387	264	625	.422	72	98	.735	43	142	185	3.6	82	1.6	54	47	17	689	13.5

10	Sam Cassell	6'3"	185 lbs.	G	Florida State
----	-------------	------	----------	---	---------------

Acquired: From Houston 8/19/96 with Chuckie Brown, Mark Bryant and Robert Horry for Charles Barkley. Departed: To Dallas 12/26/96 with Michael Finley, A. C. Green and 2nd rd. pick for Jason Kidd, Loren Meyer and Tony Dumas.

YEAR	G	MIN	FGM	FGA	PCT	FTM	FTA	PCT	OR	DR	TR	AVG	AST	AVG	TO	STL	BLK	PTS	AVG
96-97	22	24.5	100	241	.415	106	124	.855	12	38	50	2.3	99	4.5	60	23	6	325	14.8

23/1	Cedric Ceballos	6'7"	220 lbs.	F	Cal-State Fullerton
------	-----------------	------	----------	---	---------------------

Acquired: 2nd rd., 1990 NBA Draft (48th Overall); From L.A. Lakers on 1/10/97 with Rumeal Robinson for Robert Horry and Joe Kleine. Departed: To L.A. Lakers 9/23/94 for 1995 1st rd. pick (Michael Finley); To Dallas 2/18/98 for Dennis Scott.

YEAR	G	MIN	FGM	FGA	PCT	FTM	FTA	PCT	OR	DR	TR	AVG	AST	AVG	TO	STL	BLK	PTS	AVG
90-91	63	11.6	204	491	.417	110	166	.663	77	73	150	2.4	35	0.6	69	22	5	519	8.2
91-92	64	11.2	176	365	.482	109	148	.736	60	92	152	2.4	50	0.8	71	16	11	462	7.2
92-93	74	21.7	381	662	.576	187	258	.725	172	236	408	5.5	77	1.0	106	54	28	949	12.8
93-94	53	30.2	425	795	.535	160	221	.724	153	191	344	6.5	91	1.7	93	59	23	1010	19.1
96-97	38	28.2	221	492	.449	111	149	.745	80	176	256	6.7	47	1.2	64	25	17	569	15.0
97-98	35	17.9	129	258	.501	60	84	.714	51	98	149	4.3	35	1.0	39	22	8	333	9.5
TOTALS	327	19.4	1536	3063	.500	737	1026	.718	593	866	1459	4.5	335	1.0	442	198	92	3842	11.7

PLAYOFFS

YEAR	G	MIN	FGM	FGA	PCT	FTM	FTA	PCT	OR	DR	TR	AVG	AST	AVG	TO	STL	BLK	PTS	AVG
90-91	3	8.0	7	12	.583	2	6	.333	3	2	5	1.7	2	0.7	1	2	—	16	5.3
91-92	8	23.5	44	80	.550	20	30	.667	20	31	51	6.4	12	1.5	11	6	6	108	13.5
92-93	16	11.6	40	71	.571	16	22	.727	13	24	37	2.3	13	0.8	5	5	7	96	6.0
93-94	10	21.2	43	93	.462	15	18	.833	16	20	44	4.4	8	0.8	11	8	2	101	10.1
96-97	5	21.4	11	33	.333	8	8	1.000	9	17	26	5.2	26	0.6	8	4	3	33	6.6
TOTALS	42	17.0	145	289	.502	61	84	.726	61	94	163	3.9	61	1.5	36	25	18	354	8.4

24	Bill Chamberlain	6'6"	210 lbs.	F	North Carolina
----	------------------	------	----------	---	----------------

Acquired: From Golden State 1/25/74 for 3rd rd. pick. Departed: Waived 9/24/74.

YEAR	G	MIN	FGM	FGA	PCT	FTM	FTA	PCT	OR	DR	TR	AVG	AST	AVG	TO	STL	BLK	PTS	AVG
73-74	28	13.1	57	130	.438	39	56	.696	33	40	73	2.6	37	1.3	—	20	12	153	5.5

44	Jerry Chambers	6'5"	186 lbs.	G	Utah
----	----------------	------	----------	---	------

Acquired: From Philadelphia 1/20/69 for George Wilson. Departed: Picked by Portland 5/11/70 in NBA Expansion Draft.

YEAR	G	MIN	FGM	FGA	PCT	FTM	FTA	PCT	OR	DR	TR	AVG	AST	AVG	TO	STL	BLK	PTS	AVG
69-70	79	14.4	283	658	.430	91	125	.728	—	—	219	2.8	54	0.7	—	—	—	657	8.3

PLAYOFFS

YEAR	G	MIN	FGM	FGA	PCT	FTM	FTA	PCT	OR	DR	TR	AVG	AST	AVG	TO	STL	BLK	PTS	AVG
69-70	7	10.4	14	37	.378	5	8	.625	—	—	17	2.4	7	1.0	—	—	—	33	4.7

24	Tom Chambers	6'10"	230 lbs.	F	Utah
----	--------------	-------	----------	---	------

Acquired: Signed as first unrestricted free agent 7/8/88; Signed as free agent 8/22/97. Departed: Contract expired on 6/30/93; To Philadelphia 11/21/97 for Marko Milic.

YEAR	G	MIN	FGM	FGA	PCT	FTM	FTA	PCT	OR	DR	TR	AVG	AST	AVG	TO	STL	BLK	PTS	AVG
88-89	81	37.1	774	1643	.471	509	598	.851	143	541	684	8.4	231	2.9	231	87	55	2085	25.7
89-90	81	37.6	810	1617	.501	557	647	.861	121	450	571	7.0	190	2.3	218	88	47	2201	27.2
90-91	76	32.6	556	1271	.437	379	459	.826	104	386	490	6.4	194	2.6	177	65	52	1511	19.9
91-92	69	28.2	426	989	.431	258	311	.830	86	315	401	5.8	142	2.1	103	57	37	1128	16.3
92-93	73	23.6	320	716	.447	241	288	.837	96	249	345	4.7	101	1.4	92	43	23	892	12.2
TOTALS	380	32.1	2886	6236	.463	1944	2303	.844	550	1941	2491	6.6	858	2.3	821	340	214	7817	20.6

PLAYOFFS

YEAR	G	MIN	FGM	FGA	PCT	FTM	FTA	PCT	OR	DR	TR	AVG	AST	AVG	TO	STL	BLK	PTS	AVG
88-89	12	41.3	118	257	.459	67	78	.859	22	109	131	10.9	46	3.8	39	13	15	312	26.0
89-90	16	38.3	117	275	.425	116	132	.879	20	87	107	6.7	31	1.9	49	7	7	355	22.2
90-91	4	35.5	27	66	.409	14	19	.737	2	21	23	5.8	10	2.5	12	7	5	68	17.0
91-92	7	27.7	39	85	.459	27	32	.844	8	23	31	4.4	19	2.7	15	2	5	109	15.6
92-93	24	15.7	64	165	.388	44	54	.815	23	42	65	2.7	12	0.5	26	6	10	174	7.3
TOTALS	63	28.9	365	848	.430	268	315	.851	75	282	357	5.7	118	1.9	141	35	42	1018	16.2

3	Rex Chapman	6'4"	195 lbs.	G	Kentucky
---	-------------	------	----------	---	----------

Acquired: Signed as free agent 10/13/96. Departed: Retired 11/20/00.

YEAR	G	MIN	FGM	FGA	PCT	FTM	FTA	PCT	OR	DR	TR	AVG	AST	AVG	TO	STL	BLK	PTS	AVG
96-97	65	28.2	332	749	.443	124	149	.832	25	156	181	2.8	182	2.8	96	52	7	898	13.8
97-98	68	33.3	408	956	.427	146	187	.781	30	143	173	2.5	203	3.0	71	71	14	1082	15.9
98-99	38	31.1	165	459	.359	76	91	.835	12	92	104	2.7	109	2.9	54	34	9	459	12.1
99-00	53	18.1	124	320	.388	59	78	.756	10	70	80	1.5	62	1.2	38	22	1	348	6.6
TOTALS	224	27.8	1029	2484	.414	405	505	.802	77	461	538	2.4	556	2.5	259	179	31	2787	12.4

PLAYOFFS

YEAR	G	MIN	FGM	FGA	PCT	FTM	FTA	PCT	OR	DR	TR	AVG	AST	AVG	TO	STL	BLK	PTS	AVG
96-97	5	38.2	41	83	.494	17	25	.680	2	14	16	3.2	13	2.6	15	2	0	121	24.2
97-98	2	29.0	6	23	.261	6	7	.857	0	0	0	0.0	4	2.0	2	2	0	18	9.0
98-99	3	19.0	6	21	.286	3	4	.750	2	4	6	2.0	6	2.0	4	1	0	17	5.7
TOTALS	10	30.6	53	127	.417	26	36	.722	4	18	22	2.2	23	2.3	21	5	0	156	15.6

40 Joe Courtney 6'9" 235 lbs. F Southern Miss.

Acquired: Signed as free agent 9/3/93. Departed: Waived 2/26/94.

YEAR	G	MIN	FGM	FGA	PCT	FTM	FTA	PCT	OR	DR	TR	AVG	AST	AVG	TO	STL	BLK	PTS	AVG
'93-94	33	5.1	40	78	.513	23	32	.719	14	13	27	0.8	9	0.3	10	3	6	103	3.1

11 Joe Crispin 6'0" 185 lbs. G Penn State

Acquired: Signed as free agent 1/7/02. Departed: Contract expired on 6/30/02.

YEAR	G	MIN	FGM	FGA	PCT	FTM	FTA	PCT	OR	DR	TR	AVG	AST	AVG	TO	STL	BLK	PTS	AVG
'01-02	15	8.6	23	56	.411	8	8	1.000	2	8	10	0.7	24	1.6	9	4	0	69	4.6

12 Winston Crite 6'7" 233 lbs. F Texas A&M

Acquired: 3rd rd., 1987 NBA Draft (53rd Overall). Departed: Waived 12/27/88.

YEAR	G	MIN	FGM	FGA	PCT	FTM	FTA	PCT	OR	DR	TR	AVG	AST	AVG	TO	STL	BLK	PTS	AVG
'87-88	29	8.9	34	68	.500	19	25	.760	27	37	64	2.2	15	0.5	—	5	8	87	3.0
'88-89	2	3.0	0	3	.000	0	0	.000	1	0	1	0.5	0	0.0	—	0	0	0	0.0
TOTALS	31	8.5	34	71	.479	19	25	.760	28	37	65	2.1	15	0.5	—	5	8	87	2.8

43 Ben Davis 6'8" 240 lbs. F Arizona

Acquired: 2nd rd., 1996 NBA Draft (43rd Overall); Signed as free agent 12/23/99.

Departed: Contract expired on 6/30/97; Waived 1/5/00.

YEAR	G	MIN	FGM	FGA	PCT	FTM	FTA	PCT	OR	DR	TR	AVG	AST	AVG	TO	STL	BLK	PTS	AVG
'96-97	20	4.9	10	26	.385	9	20	.450	12	15	27	1.4	0	0.0	3	4	1	29	1.5
'99-00	5	4.4	2	6	.333	0	0	.000	3	6	9	1.8	2	0.4	3	1	1	4	0.8
TOTALS	26	4.6	12	32	.375	9	20	.450	15	21	36	1.4	2	0.1	6	5	2	33	1.3

15 Josh Davis 6'8" 235 lbs. F Wyoming

Acquired: Signed a 10-day contract 1/9/06. Departed: Contract expired 1/19/06.

YEAR	G	MIN	FGM	FGA	PCT	FTM	FTA	PCT	OR	DR	TR	AVG	AST	AVG	TO	STL	BLK	PTS	AVG
'05-06	1	5.0	1	3	.333	2	3	.667	1	0	1	1.0	0	0.0	0	1	0	4	4.0

43 Mark Davis 6'5" 195 lbs. G Old Dominion

Acquired: Signed as free agent 12/30/88. Departed: Waived 1/14/89.

YEAR	G	MIN	FGM	FGA	PCT	FTM	FTA	PCT	OR	DR	TR	AVG	AST	AVG	TO	STL	BLK	PTS	AVG
'88-89	2	3.5	1	5	.200	2	2	1.000	1	0	1	0.5	0	0.0	—	0	0	4	2.0

6 Walter Davis 6'6" 220 lbs. G North Carolina

Acquired: 1st rd., 1977 NBA Draft (5th Overall). Departed: Signed by Denver as free agent 7/6/88.

YEAR	G	MIN	FGM	FGA	PCT	FTM	FTA	PCT	OR	DR	TR	AVG	AST	AVG	TO	STL	BLK	PTS	AVG
'77-78	81	32.0	786	1494	.526	387	466	.830	158	326	484	6.0	273	3.4	283	113	20	1959	24.2
'78-79	79	30.8	764	1362	.561	340	409	.831	111	262	373	4.7	339	4.3	293	147	26	1868	23.6
'79-80	75	30.8	657	1166	.563	299	365	.819	75	197	272	3.6	337	4.5	242	114	19	1613	21.5
'80-81	78	28.0	593	1101	.539	209	250	.836	63	137	200	2.6	302	3.8	222	97	12	1402	18.0
'81-82	55	21.5	350	669	.523	91	111	.820	21	82	103	1.9	162	2.9	112	46	3	794	14.4
'82-83	80	31.1	665	1289	.516	184	225	.818	63	134	197	2.5	397	5.0	188	117	12	1521	19.0
'83-84	78	32.6	652	1274	.512	233	270	.863	38	164	202	2.6	429	5.5	213	107	12	1557	20.0
'84-85	23	24.8	139	309	.450	64	73	.877	6	29	35	1.5	98	4.3	50	18	0	345	15.0
'85-86	70	32.0	624	1287	.485	257	305	.843	54	149	203	2.9	361	5.2	219	99	3	1523	21.8
'86-87	79	33.5	779	1515	.514	288	334	.862	90	154	244	3.1	364	4.6	226	96	5	1867	23.6
'87-88	68	28.7	488	1031	.473	205	231	.887	32	127	159	2.3	278	4.1	126	86	3	1217	17.9
TOTALS	766	30.2	6497	12497	.520	2557	3039	.841	711	1761	2472	3.2	3340	4.4	2174	1040	115	15666	20.5

PLAYOFFS

YEAR	G	MIN	FGM	FGA	PCT	FTM	FTA	PCT	OR	DR	TR	AVG	AST	AVG	TO	STL	BLK	PTS	AVG
'77-78	2	33.0	19	40	.475	12	16	.750	4	13	17	8.5	8	4.0	6	3	0	50	25.0
'78-79	15	32.7	127	244	.520	78	96	.813	24	45	69	4.6	79	5.3	66	26	5	332	22.1
'79-80	8	30.6	69	137	.504	28	38	.737	9	14	23	2.9	35	4.4	20	4	1	166	20.8
'80-81	7	28.4	51	106	.481	10	17	.588	7	12	19	2.7	22	3.1	17	7	1	112	16.0
'81-82	7	24.7	52	116	.448	22	24	.917	5	17	22	3.1	30	4.3	12	5	1	127	18.1
'82-83	3	37.7	30	69	.435	17	21	.810	5	10	15	5.0	13	4.3	5	6	5	78	26.0
'83-84	17	36.6	175	327	.535	70	78	.897	15	31	46	2.7	109	6.4	43	29	3	423	24.9
TOTALS	59	32.3	523	1039	.503	237	290	.817	69	142	211	3.6	296	5.0	169	80	16	1288	21.8

11 Todd Day 6'6" 195 lbs. G Arkansas

Acquired: Signed as free agent 10/4/99. Departed: Contract expired on 6/30/00.

YEAR	G	MIN	FGM	FGA	PCT	FTM	FTA	PCT	OR	DR	TR	AVG	AST	AVG	TO	STL	BLK	PTS	AVG
'99-00	58	16.2	130	330	.394	72	108	.667	31	98	129	2.2	65	1.1	50	44	22	396	6.8

PLAYOFFS

YEAR	G	MIN	FGM	FGA	PCT	FTM	FTA	PCT	OR	DR	TR	AVG	AST	AVG	TO	STL	BLK	PTS	AVG
'99-00	9	11.1	16	35	.457	5	10	.500	6	4	10	1.1	4	0.4	4	4	1	42	4.7

15/8 Vinny Del Negro 6'4" 200 lbs. G North Carolina State

Acquired: From Golden State 1/26/01 for Corie Blount, Ruben Garces and Paul McPherson. Departed: To L.A. Clippers on 11/16/01 in three-team trade with Orlando that also sent Jud Buechler to Orlando and brought Bo Outlaw, 1st rd. pick from Orlando.

YEAR	G	MIN	FGM	FGA	PCT	FTM	FTA	PCT	OR	DR	TR	AVG	AST	AVG	TO	STL	BLK	PTS	AVG
'00-01	36	14.6	76	144	.528	25	28	.893	8	43	51	1.4	64	1.8	19	20	3	177	4.9
'01-02	2	3.0	1	4	.250	0	0	—	0	0	0	0.0	2	1.0	0	0	0	2	1.0
TOTALS	38	14.0	77	148	.520	25	28	.893	8	43	51	1.3	66	1.7	19	20	3	179	4.7

PLAYOFFS

YEAR	G	MIN	FGM	FGA	PCT	FTM	FTA	PCT	OR	DR	TR	AVG	AST	AVG	TO	STL	BLK	PTS	AVG
'00-01	3	8.7	4	7	.571	0	0	—	0	2	2	0.7	5	1.7	0	0	0	8	2.7

2014-15 PHOENIX SUNS

00	Tony Delk				6'2"				189 lbs.				G				Kentucky			
----	-----------	--	--	--	------	--	--	--	----------	--	--	--	---	--	--	--	----------	--	--	--

Acquired: Signed as free agent 8/2/00. **Departed:** To Boston 2/20/02 with Rodney Rogers for Joe Johnson, Randy Brown, Milt Palacio and 2002 1st rd. pick (Casey Jacobsen).

YEAR	G	MIN	FGM	FGA	PCT	FTM	FTA	PCT	OR	DR	TR	AVG	AST	AVG	TO	STL	BLK	PTS	AVG
'00-01	82	27.9	383	923	.415	158	235	.787	76	185	261	3.2	160	2.0	101	75	17	1005	12.3
'01-02	41	21.4	166	416	.399	56	67	.836	38	86	124	3.0	81	2.0	40	31	4	435	10.6
TOTALS	123	25.7	549	1339	.410	214	302	.709	114	271	385	3.1	241	2.0	141	106	21	1440	11.7

PLAYOFFS

'00-01	4	25.6	18	43	.419	7	11	.636	5	11	16	4.0	4	1.0	5	3	0	47	11.8
--------	---	------	----	----	------	---	----	------	---	----	----	-----	---	-----	---	---	---	----	------

3	Boris Diaw				6'8"				235 lbs.				F/C				Pau Orthez (France)			
---	------------	--	--	--	------	--	--	--	----------	--	--	--	-----	--	--	--	---------------------	--	--	--

Acquired: From Atlanta 8/19/05 with two future first-round picks in sign-and-trade deal for Joe Johnson.

Departed: Traded along with Raja Bell and Sean Singletary to Charlotte on 12/10/08 in exchange for Jason Richardson, Jared Dudley and a 2010 second-round pick.

YEAR	G	MIN	FGM	FGA	PCT	FTM	FTA	PCT	OR	DR	TR	AVG	AST	AVG	TO	STL	BLK	PTS	AVG
'05-06	81	35.5	449	853	.526	174	238	.731	159	399	558	6.9	503	6.2	189	58	85	1080	13.3
'06-07	73	31.1	306	569	.538	82	120	.683	91	226	317	4.3	352	4.8	154	28	38	709	9.7
'07-08	82	28.1	308	646	.477	96	129	.744	97	281	378	4.6	317	3.9	155	61	39	725	8.8
'08-09	22	24.5	80	141	.567	18	26	.692	24	60	84	3.8	46	2.1	37	11	9	183	8.3
TOTALS	258	31.0	1143	2209	.517	370	513	.721	371	966	1337	5.2	1218	4.7	535	158	171	2697	10.5

PLAYOFFS

'05-06	20	39.8	152	289	.526	67	88	.761	39	94	133	6.7	104	5.2	55	18	22	374	18.7
'06-07	10	23.5	28	59	.475	10	15	.667	13	19	32	3.2	30	3.0	17	7	2	66	6.6
'07-08	5	35.6	35	64	.547	3	6	.500	7	21	28	5.6	23	4.6	11	3	4	73	14.6
TOTALS	35	34.5	215	412	.522	80	109	.734	59	134	193	5.5	157	4.5	83	28	28	513	14.7

22	Zabian Dowdell				6'3"				190 lbs.				G				Virginia Tech			
----	----------------	--	--	--	------	--	--	--	----------	--	--	--	---	--	--	--	---------------	--	--	--

Acquired: Signed 10-day contracts on Jan. 9, Jan. 26, 2011; Signed for season on Feb. 6, 2011 **Departed:** Waived on Dec. 13, 2011

YEAR	G	MIN	FGM	FGA	PCT	FTM	FTA	PCT	OR	DR	TR	AVG	AST	AVG	TO	STL	BLK	PTS	AVG
'10-11	24	12.2	51	125	.408	16	17	.941	5	15	20	0.8	51	2.1	29	20	2	121	5.0

14	Chris Dudley				6'11"				260 lbs.				C				Yale			
----	--------------	--	--	--	-------	--	--	--	----------	--	--	--	---	--	--	--	------	--	--	--

Acquired: From New York 9/20/00 with 1st rd. pick and cash for Luc Longley in four-team deal with Seattle, Lakers that included Patrick Ewing, Glen Rice, Horace Grant. **Departed:** To New Jersey 7/18/01 with Jason Kidd for Stephon Marbury, Soumaila Samake, Johnny Newman.

YEAR	G	MIN	FGM	FGA	PCT	FTM	FTA	PCT	OR	DR	TR	AVG	AST	AVG	TO	STL	BLK	PTS	AVG
'00-01	53	11.6	29	73	.397	14	36	.389	64	119	183	3.5	18	0.3	26	14	29	72	1.4

PLAYOFFS

'00-01	3	8.7	1	2	.500	0	0	.000	3	4	7	2.3	0	0.0	4	1	1	2	0.7
--------	---	-----	---	---	------	---	---	------	---	---	---	-----	---	-----	---	---	---	---	-----

3	Jared Dudley				6'7"				225 lbs.				F				Boston College			
---	--------------	--	--	--	------	--	--	--	----------	--	--	--	---	--	--	--	----------------	--	--	--

Acquired: From Charlotte with Jason Richardson and a 2010 second-round pick for Raja Bell, Boris Diaw and Sean Singletary 12/10/08; signed extension 11/1/10. **Departed:** Traded to L.A. Clippers in three-team deal with Milwaukee that sends JJ Redick to the Clippers from the Bucks in a sign-and-trade, Suns acquire Eric Bledsoe and Caron Butler from L.A., Bucks receive future second-round picks from Phoenix and L.A. 7/10/13.

YEAR	G	MIN	FGM	FGA	PCT	FTM	FTA	PCT	OR	DR	TR	AVG	AST	AVG	TO	STL	BLK	PTS	AVG
'08-09	48	15.2	91	189	.481	56	81	.691	57	89	146	3.0	37	0.8	33	39	6	264	5.5
'09-10	82	24.3	225	490	.459	104	138	.754	99	182	281	3.4	115	1.4	68	81	16	674	8.2
'10-11	82	26.1	300	629	.477	162	218	.743	111	207	318	3.9	108	1.3	77	87	20	867	10.6
'11-12	65	31.1	312	643	.485	119	164	.726	95	206	301	4.6	112	1.7	72	49	19	823	12.7
'12-13	79	27.5	313	669	.468	129	162	.796	79	166	245	3.1	203	2.6	101	75	8	861	10.9
TOTALS	356	25.4	1241	2620	.474	570	763	.747	441	850	1291	3.6	575	1.6	351	331	69	3489	9.8

PLAYOFFS

'09-10	16	23.6	40	86	.465	17	28	.607	15	45	60	3.8	28	1.8	9	18	6	122	7.6
--------	----	------	----	----	------	----	----	------	----	----	----	-----	----	-----	---	----	---	-----	-----

21	Richard Dumas				6'7"				210 lbs.				F				Oklahoma State			
----	---------------	--	--	--	------	--	--	--	----------	--	--	--	---	--	--	--	----------------	--	--	--

Acquired: 2nd rd., 1991 NBA Draft (46th Overall). **Departed:** Waived 5/17/95.

YEAR	G	MIN	FGM	FGA	PCT	FTM	FTA	PCT	OR	DR	TR	AVG	AST	AVG	TO	STL	BLK	PTS	AVG
'92-93	48	27.5	320	576	.556	152	215	.707	100	123	223	4.6	60	1.3	92	85	39	757	15.8
'93-94	DNP — SUSPENDED																		
'94-95	15	11.1	37	73	.507	8	16	.500	18	11	29	1.9	7	0.5	9	10	2	82	5.5
TOTALS	63		357	649	.550	160	231	.693	118	134	252	4.0	67	1.1	101	95	41	839	13.3

PLAYOFFS

'92-93	23	21.7	107	204	.525	37	49	.755	36	29	65	2.8	24	1.0	27	21	13	251	10.9
--------	----	------	-----	-----	------	----	----	------	----	----	----	-----	----	-----	----	----	----	-----	------

27	Tony Dumas				6'6"				190 lbs.				F				Missouri-KC			
----	------------	--	--	--	------	--	--	--	----------	--	--	--	---	--	--	--	-------------	--	--	--

Acquired: From Dallas 12/26/96 with Jason Kidd and Loren Meyer for Sam Cassell, Michael Finley, A.C. Green and a 2nd rd. pick (1997 or '98). **Departed:** To Cleveland 10/1/97 with Wesley Person in three-team deal with Denver. Suns received Antonio McDyess from Denver for two 1st rd. picks (1998; Milwaukee's in '98 or '99); two 2nd rd. picks (2000-02) and cash. Cleveland also sent a future 1st rd. pick to Denver.

YEAR	G	MIN	FGM	FGA	PCT	FTM	FTA	PCT	OR	DR	TR	AVG	AST	AVG	TO	STL	BLK	PTS	AVG
'96-97	6	8.5	6	19	.316	1	2	.500	0	2	2	0.3	2	0.5	1	0	1	14	2.3

25	T.R. Dunn				6'4"				195 lbs.				G				Alabama			
----	-----------	--	--	--	------	--	--	--	----------	--	--	--	---	--	--	--	---------	--	--	--

Acquired: Signed as free agent 1/16/89. **Departed:** Contract expired on 6/30/89.

YEAR	G	MIN	FGM	FGA	PCT	FTM	FTA	PCT	OR	DR	TR	AVG	AST	AVG	TO	STL	BLK	PTS	AVG
'88-89	34	9.4	12	35	.343	9	12	.750	30	30	60	1.8	25	0.7	6	12	1	33	1.0

PLAYOFFS

'88-89	8	9.9	3	7	.429	1	2	.500	7	8	15	1.9	1	0.1	2	5	0	7	0.9
--------	---	-----	---	---	------	---	---	------	---	---	----	-----	---	-----	---	---	---	---	-----

17	Devin Durrant	6'7"	200 lbs.	F	Brigham Young
----	---------------	------	----------	---	---------------

Acquired: Signed as free agent 10/8/85. Departed: Waived 11/4/85.

YEAR	G	MIN	FGM	FGA	PCT	FTM	FTA	PCT	OR	DR	TR	AVG	AST	AVG	TO	STL	BLK	PTS	AVG
85-86	4	12.8	8	21	.381	1	4	.250	2	6	8	2.0	5	1.3	4	3	0	17	4.3

35	Craig Dykema	6'8"	198 lbs.	F	Long Beach State
----	--------------	------	----------	---	------------------

Acquired: 3rd rd., 1981 NBA Draft (66th Overall). Departed: Waived 12/21/82.

YEAR	G	MIN	FGM	FGA	PCT	FTM	FTA	PCT	OR	DR	TR	AVG	AST	AVG	TO	STL	BLK	PTS	AVG
81-82	32	3.2	17	37	.459	7	9	.778	3	9	12	0.4	15	0.5	7	2	0	43	1.3

53	James Edwards	7'1"	252 lbs.	C	Washington
----	---------------	------	----------	---	------------

Acquired: From Cleveland 2/8/83 with 3rd rd. pick & cash for Jeff Cook. Departed: To Detroit 2/24/88 for Ron Moore and 2nd rd. pick.

YEAR	G	MIN	FGM	FGA	PCT	FTM	FTA	PCT	OR	DR	TR	AVG	AST	AVG	TO	STL	BLK	PTS	AVG
82-83	31	21.5	128	263	.487	69	108	.639	56	99	155	5.0	40	1.3	49	12	19	325	10.5
83-84	72	26.3	438	817	.536	183	254	.720	108	240	348	4.8	184	2.6	146	23	30	1059	14.7
84-85	70	25.5	384	766	.501	276	370	.746	95	292	387	5.5	153	2.2	162	26	52	1044	14.9
85-86	52	25.3	318	587	.542	212	302	.702	79	222	301	5.8	74	1.4	128	23	29	848	16.3
86-87	14	21.7	57	110	.518	54	70	.771	20	40	60	4.3	19	1.4	15	6	7	168	12.0
87-88	43	32.0	254	542	.469	165	260	.635	97	238	335	7.8	73	1.7	108	14	42	673	15.7
TOTALS	282	26.0	1579	3085	.512	959	1364	.703	455	1131	1586	5.6	543	1.9	608	104	179	4117	14.6

PLAYOFFS

82-83	3	18.0	11	26	.423	6	6	1.000	6	12	18	6.0	4	1.3	5	1	1	28	9.3
83-84	17	27.2	93	189	.492	48	68	.706	22	69	91	5.4	27	1.6	31	4	11	234	13.8
TOTALS	20	25.8	104	215	.484	54	74	.730	28	81	109	5.4	31	1.6	36	5	12	262	13.1

12	Howard Easley	6'2"	185 lbs.	G	Boston College
----	---------------	------	----------	---	----------------

Acquired: From New York 1/5/04 with Antonio McDyess, Maciej Lampe, Charlie Ward, the draft rights to Milos Vujanic, two first-round draft picks and cash for Stephon Marbury, Anfernee Hardaway and Cezary Trybanski. Departed: Agreed to a contract buyout and waived 10/29/04.

YEAR	G	MIN	FGM	FGA	PCT	FTM	FTA	PCT	OR	DR	TR	AVG	AST	AVG	TO	STL	BLK	PTS	AVG
03-04	34	21.4	86	249	.345	44	53	.830	13	50	63	1.9	117	3.4	48	26	2	240	7.1

17	Mario Elie	6'5"	225 lbs.	G	American Int'l
----	------------	------	----------	---	----------------

Acquired: Signed as free agent 9/16/00. Departed: Contract expired on 6/30/01.

YEAR	G	MIN	FGM	FGA	PCT	FTM	FTA	PCT	OR	DR	TR	AVG	AST	AVG	TO	STL	BLK	PTS	AVG
00-01	68	22.1	104	246	.423	55	69	.797	38	117	155	2.3	131	1.9	60	58	12	299	4.4

PLAYOFFS

00-01	4	25.8	14	31	.452	6	8	.750	2	11	13	3.3	7	1.8	2	3	1	36	9.0
-------	---	------	----	----	------	---	---	------	---	----	----	-----	---	-----	---	---	---	----	-----

14	Scott English	6'6"	220 lbs.	F	Texas-El Paso
----	---------------	------	----------	---	---------------

Acquired: 3rd rd., 1972 NBA Draft (33rd Overall). Departed: Waived 9/18/73.

YEAR	G	MIN	FGM	FGA	PCT	FTM	FTA	PCT	OR	DR	TR	AVG	AST	AVG	TO	STL	BLK	PTS	AVG
72-73	29	6.8	36	93	.387	21	29	.724	—	—	44	1.5	15	0.5	—	—	—	93	3.2

14	Keith Erickson	6'5"	195 lbs.	F	UCLA
----	----------------	------	----------	---	------

Acquired: From L.A. Lakers 10/30/73 with 2nd rd. pick for Connie Hawkins. Departed: Retired 6/6/77.

YEAR	G	MIN	FGM	FGA	PCT	FTM	FTA	PCT	OR	DR	TR	AVG	AST	AVG	TO	STL	BLK	PTS	AVG
73-74	66	30.8	393	824	.477	177	221	.801	94	320	414	6.3	205	3.1	—	63	20	963	14.6
74-75	49	30.0	237	557	.425	130	156	.833	70	173	243	5.0	170	3.5	—	50	12	604	12.3
75-76	74	25.0	305	649	.470	134	157	.854	106	226	332	4.5	185	2.5	—	79	6	744	10.1
76-77	50	19.0	142	294	.483	37	50	.740	36	108	144	2.9	104	2.1	—	30	7	321	6.4
TOTALS	239	26.4	1077	2324	.463	478	584	.818	306	827	1133	4.7	664	2.8	—	222	45	2632	11.0

PLAYOFFS

75-76	19	22.4	80	173	.462	55	68	.809	15	52	67	3.5	35	1.8	—	11	4	215	11.3
-------	----	------	----	-----	------	----	----	------	----	----	----	-----	----	-----	---	----	---	-----	------

7	Butch Feher	6'4"	195 lbs.	G	Vanderbilt
---	-------------	------	----------	---	------------

Acquired: From Seattle 3/18/77 for 2nd rd. pick & cash. Departed: Waived 10/17/77.

YEAR	G	MIN	FGM	FGA	PCT	FTM	FTA	PCT	OR	DR	TR	AVG	AST	AVG	TO	STL	BLK	PTS	AVG
76-77	48	10.1	86	162	.531	76	99	.768	18	56	74	1.5	36	0.8	—	11	—	248	5.2

4	Michael Finley	6'7"	215 lbs.	G/F	Wisconsin
---	----------------	------	----------	-----	-----------

Acquired: 1st rd., 1995 NBA Draft (21st Overall). Departed: To Dallas 12/26/96 with Sam Cassell, A.C. Green and 2nd rd. pick for Jason Kidd, Loren Meyer and Tony Dumas.

YEAR	G	MIN	FGM	FGA	PCT	FTM	FTA	PCT	OR	DR	TR	AVG	AST	AVG	TO	STL	BLK	PTS	AVG
95-96	82	39.2	465	976	.476	242	323	.749	139	235	374	4.6	289	3.5	133	85	31	1233	15.0
96-97	27	29.5	141	297	.475	56	69	.812	34	86	120	4.4	68	2.5	44	18	4	352	13.0
TOTALS	109	36.8	606	1273	.476	298	392	.760	173	321	494	4.5	357	3.3	177	103	35	1585	14.5

4	Alton Ford	6'9"	280 lbs.	F	Houston
---	------------	------	----------	---	---------

Acquired: 2nd rd., 2001 NBA Draft (51st Overall). Departed: Contract expired on 6/30/03.

YEAR	G	MIN	FGM	FGA	PCT	FTM	FTA	PCT	OR	DR	TR	AVG	AST	AVG	TO	STL	BLK	PTS	AVG
01-02	53	8.5	61	118	.517	42	57	.737	32	75	107	2.0	7	0.1	32	6	7	164	3.1
02-03	11	2.8	3	9	.333	1	3	.333	0	6	6	0.5	1	0.1	2	0	0	7	0.6
TOTALS	64	7.5	64	127	.504	43	60	.717	32	81	113	1.8	8	0.1	34	6	7	171	2.7

2014-15 PHOENIX SUNS

23	Sharrod Ford				6'9"				225 lbs.				F				Clemson			
----	--------------	--	--	--	------	--	--	--	----------	--	--	--	---	--	--	--	---------	--	--	--

Acquired: Signed as free agent 11/2/05. Departed: Waived 12/24/05.

YEAR	G	MIN	FGM	FGA	PCT	FTM	FTA	PCT	OR	DR	TR	AVG	AST	AVG	TO	STL	BLK	PTS	AVG
'05-06	3	4.3	2	3	.667	0	0	-	1	2	3	1.0	0	0.0	2	0	1	4	1.3

35	Bayard Forrest				6'10"				237 lbs.				F				Grand Canyon			
----	----------------	--	--	--	-------	--	--	--	----------	--	--	--	---	--	--	--	--------------	--	--	--

Acquired: 2nd rd., 1976 NBA Draft (33rd Overall). Departed: Retired 9/7/80.

YEAR	G	MIN	FGM	FGA	PCT	FTM	FTA	PCT	OR	DR	TR	AVG	AST	AVG	TO	STL	BLK	PTS	AVG
77-78	64	13.9	111	238	.466	49	103	.476	84	166	250	3.9	129	2.0	84	23	34	271	4.2
78-79	75	16.6	118	272	.434	62	115	.539	110	205	315	4.2	167	2.2	107	29	37	298	4.0
TOTALS	139	15.4	229	510	.449	111	218	.509	194	371	565	4.1	296	2.1	191	52	71	569	4.1

PLAYOFFS

77-78	1	3.0	1	1	1.000	0	0	.000	0	0	0	0.0	0	0.0	0	0	0	2	2.0
78-79	14	7.9	10	18	.556	2	10	.200	9	20	29	2.1	11	0.8	10	4	2	22	1.6
TOTALS	15	7.6	11	19	.579	2	10	.200	9	20	29	1.9	11	0.7	10	4	2	24	1.6

10	Rod Foster				6'1"				162 lbs.				G				UCLA			
----	------------	--	--	--	------	--	--	--	----------	--	--	--	---	--	--	--	------	--	--	--

Acquired: 2nd rd., 1983 NBA Draft (28th Overall). Departed: Waived 6/8/86.

YEAR	G	MIN	FGM	FGA	PCT	FTM	FTA	PCT	OR	DR	TR	AVG	AST	AVG	TO	STL	BLK	PTS	AVG
83-84	80	17.8	260	580	.448	122	155	.787	39	81	120	1.5	172	2.2	108	54	9	664	8.3
84-85	79	16.7	286	636	.450	83	110	.755	27	53	80	1.0	186	2.4	117	61	0	696	8.8
85-86	48	14.7	85	218	.390	23	32	.719	9	49	58	1.2	121	2.5	61	22	1	202	4.1
TOTALS	207	16.7	631	1434	.440	228	297	.768	75	183	258	1.2	479	2.3	286	137	10	1562	7.5

PLAYOFFS

'83-84	16	8.0	10	39	.256	9	9	1.000	6	7	13	0.8	18	1.1	13	5	1	29	1.8
'84-85	3	18.7	7	25	.280	6	8	.750	0	3	3	1.0	7	2.3	5	5	0	20	6.7
TOTALS	19	9.7	17	64	.266	15	17	.882	6	10	16	0.8	25	1.3	18	10	1	49	2.6

31	Jim Fox				6'10"				230 lbs.				F				South Carolina			
----	---------	--	--	--	-------	--	--	--	----------	--	--	--	---	--	--	--	----------------	--	--	--

Acquired: From Detroit 12/17/68 with 3rd rd. pick for McCoy McLemore. Departed: To Chicago 4/23/70 with future draft pick for Clem Haskins.

YEAR	G	MIN	FGM	FGA	PCT	FTM	FTA	PCT	OR	DR	TR	AVG	AST	AVG	TO	STL	BLK	PTS	AVG
'68-69	51	38.8	273	581	.470	157	214	.734	—	—	679	13.3	143	2.8	—	—	—	703	13.8
'69-70	81	25.2	413	788	.524	218	283	.770	—	—	570	7.0	93	1.1	—	—	—	1044	12.9
TOTALS	132	32.0	686	1369	.501	375	497	.754	—	—	1249	9.5	236	1.8	—	—	—	1747	13.2

PLAYOFFS

'69-70	6	29.0	25	69	.362	17	24	.708	—	—	64	10.7	8	1.3	—	—	—	67	11.2
--------	---	------	----	----	------	----	----	------	---	---	----	------	---	-----	---	---	---	----	------

8	Channing Frye				6'11"				255 lbs.				F/C				Arizona			
---	---------------	--	--	--	-------	--	--	--	----------	--	--	--	-----	--	--	--	---------	--	--	--

Acquired: Signed as free agent 7/14/09. Departed: Contract expired on 6/30/14.

YEAR	G	MIN	FGM	FGA	PCT	FTM	FTA	PCT	OR	DR	TR	AVG	AST	AVG	TO	STL	BLK	PTS	AVG
'09-10	81	27.0	317	703	.451	98	121	.810	66	361	427	5.3	113	1.4	73	64	74	904	11.2
'10-11	77	33.0	358	829	.432	89	107	.832	65	448	513	6.7	96	1.2	73	46	79	976	12.7
'11-12	64	26.1	255	613	.416	73	82	.890	71	308	379	5.9	88	1.4	63	42	70	674	10.5
'13-14	82	28.2	336	778	.432	78	95	.821	73	343	416	5.1	98	1.2	89	60	63	910	11.1
TOTALS	304	28.7	1266	2923	.433	338	405	.835	275	1460	1735	5.7	395	1.3	289	212	286	3464	11.4

PLAYOFFS

'09-10	16	27.2	43	118	.364	15	16	.938	10	80	90	5.6	15	0.9	8	12	9	131	8.2
--------	----	------	----	-----	------	----	----	------	----	----	----	-----	----	-----	---	----	---	-----	-----

21	Ruben Garces				6'9"				245 lbs.				F				Providence			
----	--------------	--	--	--	------	--	--	--	----------	--	--	--	---	--	--	--	------------	--	--	--

Acquired: Signed as free agent 8/3/00. Departed: To Golden State 1/26/01 with Corie Blount, Paul McPherson for Vinny Del Negro.

YEAR	G	MIN	FGM	FGA	PCT	FTM	FTA	PCT	OR	DR	TR	AVG	AST	AVG	TO	STL	BLK	PTS	AVG
'00-01	10	6.2	7	15	.467	2	8	.250	12	10	22	2.2	4	0.4	5	2	1	16	1.6

10	Diantre Garrett				6'4"				175 lbs.				G				Iowa State			
----	-----------------	--	--	--	------	--	--	--	----------	--	--	--	---	--	--	--	------------	--	--	--

Acquired: Signed as free agent 10/1/12. Departed: Contract expired 6/30/13.

YEAR	G	MIN	FGM	FGA	PCT	FTM	FTA	PCT	OR	DR	TR	AVG	AST	AVG	TO	STL	BLK	PTS	AVG
12-13	19	7.9	16	49	.327	5	10	.500	5	10	15	0.8	31	1.6	16	10	0	40	2.1

8	Pat Garrity				6'9"				231 lbs.				F				Notre Dame			
---	-------------	--	--	--	------	--	--	--	----------	--	--	--	---	--	--	--	------------	--	--	--

Acquired: From Dallas 6/24/98 with Martin Muursepp, Bubba Wells and 1st rd. pick (Shawn Marion) for Steve Nash.

Departed: To Orlando 8/5/99 with Danny Manning, two 1st rd. picks for Anfernee "Penny" Hardaway.

YEAR	G	MIN	FGM	FGA	PCT	FTM	FTA	PCT	OR	DR	TR	AVG	AST	AVG	TO	STL	BLK	PTS	AVG
'98-99	39	13.8	85	170	.500	40	56	.714	26	49	75	1.9	18	0.5	20	8	3	217	5.6

PLAYOFFS

'98-99	3	17.3	9	17	.529	6	6	1.000	6	3	9	3.0	1	0.3	3	1	1	27	9.0
--------	---	------	---	----	------	---	---	-------	---	---	---	-----	---	-----	---	---	---	----	-----

44	Kenny Gattison				6'8"				252 lbs.				F				Old Dominion			
----	----------------	--	--	--	------	--	--	--	----------	--	--	--	---	--	--	--	--------------	--	--	--

Acquired: 3rd rd., 1986 NBA Draft (55th Overall). Departed: Waived 9/21/89.

YEAR	G	MIN	FGM	FGA	PCT	FTM	FTA	PCT	OR	DR	TR	AVG	AST	AVG	TO	STL	BLK	PTS	AVG
86-87	77	14.3	148	311	.476	108	171	.632	87	183	270	3.5	36	0.5	88	24	33	404	5.2
87-88	DID NOT PLAY — INJURED LIST																		
88-89	2	4.5	0	1	.000	1	2	.500	0	1	1	0.5	0	0.0	0	0	0	1	0.5
TOTALS	79	9.4	148	312	.474	109	173	.630	87	184	271	3.4	36	0.5	88	24	33	405	5.1

35 Armon Gilliam 6'9" 245 lbs. F UNLV

Acquired: 1st rd., 1987 NBA Draft (2nd Overall). Departed: To Charlotte Hornets 12/13/89 for Kurt Rambis and two 2nd rd. picks.

YEAR	G	MIN	FGM	FGA	PCT	FTM	FTA	PCT	OR	DR	TR	AVG	AST	AVG	TO	STL	BLK	PTS	AVG
'87-88	55	32.9	342	720	.475	131	193	.679	134	300	434	7.9	72	1.3	123	58	29	815	14.8
'88-89	74	28.6	468	930	.503	240	323	.743	165	376	541	7.3	52	0.7	140	54	27	1176	15.9
'89-90	16	16.7	52	121	.430	39	56	.696	26	44	70	4.4	8	0.5	17	6	5	143	8.9
TOTALS	145	28.9	862	1771	.487	410	572	.717	325	720	1045	7.2	132	0.9	280	118	61	2134	14.7

PLAYOFFS

'88-89	9	14.0	27	51	.529	19	22	.864	18	27	45	5.0	2	0.2	10	1	2	73	8.1
--------	---	------	----	----	------	----	----	------	----	----	----	-----	---	-----	----	---	---	----	-----

2 Gordan Gircek 6'6" 220 lbs. G Zagreb, Croatia

Acquired: Signed as free agent 3/4/08. Departed: Contract expired on 6/30/08.

YEAR	G	MIN	FGM	FGA	PCT	FTM	FTA	PCT	OR	DR	TR	AVG	AST	AVG	TO	STL	BLK	PTS	AVG
'07-08	22	20.5	80	162	.497	16	17	.941	9	43	52	2.3	37	1.6	23	8	2	195	8.8

PLAYOFFS

'07-08	5	16.0	6	18	.333	4	4	1.000	0	7	7	1.4	2	0.4	3	2	0	17	3.4
--------	---	------	---	----	------	---	---	-------	---	---	---	-----	---	-----	---	---	---	----	-----

16 Georgi Glouchkov 6'8" 235 lbs. F Ad. Varna, Bulgaria

Acquired: 7th rd., 1985 NBA Draft (148th Overall). Departed: Signed as free agent 9/2/86 by Caserta (Italy).

YEAR	G	MIN	FGM	FGA	PCT	FTM	FTA	PCT	OR	DR	TR	AVG	AST	AVG	TO	STL	BLK	PTS	AVG
'85-86	49	15.8	84	209	.402	70	122	.574	31	132	163	3.3	32	0.7	76	26	25	239	4.9

3 Grant Gondrezick 6'5" 205 lbs. G Pepperdine

Acquired: 4th rd., 1985 NBA Draft (77th Overall). Departed: Waived 10/13/87.

YEAR	G	MIN	FGM	FGA	PCT	FTM	FTA	PCT	OR	DR	TR	AVG	AST	AVG	TO	STL	BLK	PTS	AVG
'86-87	64	13.1	135	300	.450	75	107	.701	47	63	110	1.7	81	1.3	56	25	4	349	5.5

25 Gail Goodrich 6'1" 175 lbs. G UCLA

Acquired: 1968 NBA Expansion Draft from L.A. Lakers. Departed: To L.A. Lakers 5/20/70 for Met Counts.

YEAR	G	MIN	FGM	FGA	PCT	FTM	FTA	PCT	OR	DR	TR	AVG	AST	AVG	TO	STL	BLK	PTS	AVG
'68-69	81	40.0	718	1746	.411	495	663	.747	—	—	437	5.4	518	6.4	—	—	—	1931	23.8
'69-70	81	39.9	568	1251	.454	488	604	.808	—	—	340	4.2	605	7.5	—	—	—	1624	20.0
TOTALS	162	40.0	1286	2997	.429	983	1267	.776	—	—	777	4.8	1123	6.9	—	—	—	3555	21.9

PLAYOFFS

'69-70	7	37.9	56	118	.475	30	35	.857	—	—	32	4.6	38	5.4	—	—	—	142	20.3
--------	---	------	----	-----	------	----	----	------	---	---	----	-----	----	-----	---	---	---	-----	------

4 Marcin Gortat 6'11" 245 lbs. C Poland

Acquired: From Orlando on 12/18/10 with Vince Carter, Mickael Pietrus, cash and a 2011 1st rd. pick for Earl Clark, Jason Richardson and Hedo Turkoglu. Departed: To Washington on 10/25/13 with Shannon Brown, Malcolm Lee and Kendall Marshall for Emeka Okafor and a protected 2014 1st rd. pick.

YEAR	G	MIN	FGM	FGA	PCT	FTM	FTA	PCT	OR	DR	TR	AVG	AST	AVG	TO	STL	BLK	PTS	AVG
'10-11	55	29.7	294	522	.563	128	175	.731	110	403	513	9.3	53	1.0	64	29	70	717	13.0
'11-12	66	32.0	427	769	.555	163	251	.649	185	474	659	10.0	59	0.9	90	48	99	1017	15.4
'12-13	61	30.8	295	566	.521	90	138	.652	128	388	516	8.5	75	1.2	99	40	98	680	11.1
TOTALS	182	30.9	1016	1857	.547	381	564	.676	423	1265	1688	9.3	187	1.0	253	117	267	2414	13.3

55 Brian Grant 6'9" 254 lbs. F/C Xavier (Ohio)

Acquired: Signed as free agent 8/18/05. Departed: To Boston 6/28/06 along with the draft rights to Rajon Rondo (21st Overall) for a future 1st rd. pick (via Cleveland).

YEAR	G	MIN	FGM	FGA	PCT	FTM	FTA	PCT	OR	DR	TR	AVG	AST	AVG	TO	STL	BLK	PTS	AVG
'05-06	21	11.8	27	65	.415	7	8	.875	11	46	57	2.7	7	0.3	7	5	3	61	2.9

PLAYOFFS

'05-06	5	12	1	3	.333	0	2	.000	2	0	2	0.4	0	0.0	0	0	0	2	0.4
--------	---	----	---	---	------	---	---	------	---	---	---	-----	---	-----	---	---	---	---	-----

10 Greg Grant 5'7" 145 lbs. G Trenton State

Acquired: 2nd rd., 1989 NBA Draft (52nd Overall). Departed: Contract expired on 6/30/90.

YEAR	G	MIN	FGM	FGA	PCT	FTM	FTA	PCT	OR	DR	TR	AVG	AST	AVG	TO	STL	BLK	PTS	AVG
'89-90	67	10.1	83	216	.384	39	59	.661	16	43	59	0.9	168	2.5	77	36	1	208	3.1

PLAYOFFS

'89-90	7	6.7	9	20	.450	0	0	.000	2	4	6	0.9	10	1.4	5	2	0	19	2.7
--------	---	-----	---	----	------	---	---	------	---	---	---	-----	----	-----	---	---	---	----	-----

45 A.C. Green 6'9" 245 lbs. F Oregon State

Acquired: Signed as free agent 9/28/93. Departed: To Dallas 12/26/96 with Sam Cassell, Michael Finley and 2nd rd. pick for Jason Kidd, Loren Meyer and Tony Dumas.

YEAR	G	MIN	FGM	FGA	PCT	FTM	FTA	PCT	OR	DR	TR	AVG	AST	AVG	TO	STL	BLK	PTS	AVG
'93-94	82	34.5	465	926	.502	266	362	.735	275	478	753	9.2	137	1.7	100	70	38	1204	14.7
'94-95	82	32.8	311	617	.504	251	343	.732	194	475	669	8.2	127	1.5	114	55	31	916	11.2
'95-96	82	25.8	215	444	.484	168	237	.709	166	388	554	6.8	72	0.9	79	45	23	612	7.5
'96-97	27	20.3	61	128	.477	31	48	.646	33	105	138	5.1	17	0.6	20	18	1	153	5.7
TOTALS	273	29.9	1052	2115	.497	716	990	.723	668	1446	2114	7.7	353	1.3	313	188	93	2885	10.6

PLAYOFFS

'93-94	10	35.0	40	83	.482	38	62	.613	29	55	84	8.4	13	1.3	7	10	2	125	12.5
'94-95	10	36.8	36	78	.462	55	63	.873	38	82	120	12.0	13	1.3	10	6	2	128	12.8
'95-96	4	21.8	6	17	.353	7	8	.875	6	12	18	4.5	2	0.5	2	1	0	19	4.8
TOTALS	24	33.5	82	178	.460	100	133	.751	74	149	223	9.3	28	1.2	19	17	4	272	11.3

2014 - 15 PHOENIX SUNS

16	Lamar Green					6'8"		220 lbs.		F		Morehead State							
Acquired: 3rd rd., 1969 NBA Draft (33rd Overall). Departed: 1974 NBA Expansion Draft by New Orleans Jazz.																			
YEAR	G	MIN	FGM	FGA	PCT	FTM	FTA	PCT	OR	DR	TR	AVG	AST	AVG	TO	STL	BLK	PTS	AVG
'69-70	58	12.1	101	234	.432	41	70	.586	—	—	276	4.8	17	0.3	—	—	—	243	4.2
'70-71	68	19.5	167	369	.453	64	106	.604	—	—	466	6.9	53	0.8	—	—	—	398	5.9
'71-72	67	14.8	133	298	.446	66	90	.733	—	—	348	5.2	45	0.7	—	—	—	332	5.0
'72-73	80	25.6	224	520	.431	89	118	.754	—	—	746	9.3	89	1.1	—	—	—	537	6.7
'73-74	72	15.3	129	317	.407	38	68	.559	85	265	350	4.9	43	0.6	—	32	38	296	4.1
TOTALS	345	17.9	754	1738	.434	298	452	.659	85	265	2186	6.3	247	0.7	—	32	38	1806	5.2

PLAYOFFS

'69-70	6	11.5	8	28	.286	2	5	.400	—	—	23	3.8	5	0.8	—	—	—	18	3.0
--------	---	------	---	----	------	---	---	------	---	---	----	-----	---	-----	---	---	---	----	-----

44	Gary Gregor					6'7"	235 lbs.	F	South Carolina										
Acquired: 1st rd, 1968 NBA Draft (8th Overall). Departed: To Atlanta 5/8/69 for Paul Silas.																			
YEAR	G	MIN	FGM	FGA	PCT	FTM	FTA	PCT	OR	DR	TR	AVG	AST	AVG	TO	STL	BLK	PTS	AVG
'68-69	80	27.3	400	963	.415	85	131	.649	—	—	711	8.9	96	1.2	—	—	—	885	11.1

12	Greg Griffin										6'7"	190 lbs.	F	Idaho State															
Acquired: 4th rd., 1977 NBA Draft (71st Overall).																				Departed: Waived 10/1/79.									
YEAR	G	MIN	FGM	FGA	PCT	FTM	FTA	PCT	OR	DR	TR	AVG	AST	AVG	TO	STL	BLK	PTS	AVG										
'77-78	36	11.7	61	169	.361	23	36	.639	44	59	103	2.9	24	0.7	39	16	0	145	4.0										

32	Taylor Griffin				6'7"	238 lbs.		F	Oklahoma										
Acquired: 2nd rd., 2009 NBA Draft (48th overall). Departed: Waived 7/26/10.																			
YEAR	G	MIN	FGM	FGA	PCT	FTM	FTA	PCT	OR	DR	TR	AVG	AST	AVG	TO	STL	BLK	PTS	AVG
'09-10	8	4.0	4	10	.400	2	4	.500	0	2	2	0.3	1	0.1	1	0	2	10	1.3

24	Tom Gugliotta							6'10"	250 lbs.	F	North Carolina State								
Acquired: Signed as free agent 1/24/99. Departed: To Utah 2/19/04 with two conditional 1st rd. picks, 2005 2nd rd. pick for Keon Clark, Ben Handlogten.																			
YEAR	G	MIN	FGM	FGA	PCT	FTM	FTA	PCT	OR	DR	TR	AVG	AST	AVG	TO	STL	BLK	PTS	AVG
'98-99	43	36.1	277	573	.483	173	218	.794	131	250	381	8.9	121	2.8	88	59	31	729	17.0
'99-00	54	32.7	310	645	.481	117	151	.775	141	284	425	7.9	124	2.3	106	47	21	738	13.7
'00-01	57	20.3	149	380	.392	61	77	.792	76	179	255	4.5	55	1.0	51	47	21	362	6.4
'01-02	44	25.7	127	301	.422	28	37	.757	59	162	221	5.0	77	1.8	61	39	30	285	6.5
'02-03	27	16.6	60	132	.455	9	9	1.000	25	75	100	3.7	31	1.1	31	14	5	129	4.8
'03-04	30	10.1	31	99	.313	6	8	.750	15	41	56	1.9	21	0.7	20	14	4	68	2.3
TOTALS	255	25.0	954	2130	.448	394	500	.788	447	991	1438	5.6	429	1.7	357	253	112	2311	9.1

PLAYOFFS

'98-99	3	39.3	13	35	.371	6	8	.750	6	19	25	8.3	10	3.3	8	4	3	32	10.7
'00-01	4	21.5	8	26	.308	7	9	.778	4	11	15	3.8	3	0.8	5	8	1	23	5.8
'02-03	2	5.0	2	4	.500	1	2	.500	0	2	2	1.0	0	0.0	0	0	0	5	2.5
TOTALS	9	23.8	23	65	.354	14	19	.713	10	32	42	4.7	13	1.4	13	12	4	60	6.7

98	Hamed Haddadi				7'3"	265 lbs.	C	Saba Battery (Iran)											
Acquired: From Toronto with a second-round pick in exchange for Sebastian Telfair 2/21/13. Departed: Waived 6/29/13.																			
YEAR	G	MIN	FGM	FGA	PCT	FTM	FTA	PCT	OR	DR	TR	AVG	AST	AVG	TO	STL	BLK	PTS	AVG
'12-13	17	13.8	28	61	.459	13	25	.520	33	54	87	5.1	8	0.5	27	5	21	69	4.1

1	Anfernee Hardaway				6'7"	215 lbs.	G	Memphis											
Acquired: From Orlando 8/5/99 for Danny Manning, Pat Garrity and two future 1st rd. picks. Departed: To New York 1/5/04 with Stephon Marbury, Cezary Trybanski for Antonio McDyess, Howard Eisley, Charlie Ward, Maciej Lampe, the draft rights to Milos Vujanich, two future 1st rd. picks and cash.																			
YEAR	G	MIN	FGM	FGA	PCT	FTM	FTA	PCT	OR	DR	TR	AVG	AST	AVG	TO	STL	BLK	PTS	AVG
'99-00	60	37.6	378	798	.474	226	286	.790	91	256	347	5.8	315	5.3	226	94	38	1015	16.9
'00-01	4	28.0	15	36	.459	7	11	.636	5	13	18	4.5	15	3.8	3	6	1	39	9.8
'01-02	80	30.8	389	931	.418	158	195	.810	98	252	324	4.4	324	4.1	189	122	32	959	12.0
'02-03	58	30.6	256	573	.447	77	97	.794	66	192	258	4.4	235	4.1	145	66	26	615	10.6
'03-04	34	25.6	120	271	.443	42	49	.857	27	71	98	2.9	97	2.9	42	28	8	296	8.7
TOTALS	236	31.2	1158	2609	.444	510	638	.799	287	784	1071	4.5	986	4.2	605	316	105	2924	12.4

PLAYOFFS

'99-00	9	42.9	67	145	.462	44	62	.710	14	30	44	4.9	51	5.7	25	14	9	183	20.3
'02-03	6	40.7	27	70	.386	13	18	.722	9	27	36	6.0	26	4.3	13	13	5	76	12.7
TOTALS	15	42.0	94	215	.437	57	80	.713	23	57	80	5.3	77	5.1	38	27	14	259	17.3

23	Art Harris					6'4"	185 lbs.	G	Stanford										
Acquired: From Seattle 10/26/69 for Dick Snyder. Departed: Waived 9/29/72.																			
YEAR	G	MIN	FGM	FGA	PCT	FTM	FTA	PCT	OR	DR	TR	AVG	AST	AVG	TO	STL	BLK	PTS	AVG
'69-70	81	19.2	285	723	.394	86	134	.642	—	—	161	2.0	233	2.9	—	—	—	656	8.1
'70-71	56	17.0	199	484	.411	69	113	.611	—	—	100	1.8	132	2.4	—	—	—	467	8.3
'71-72	21	6.9	23	70	.329	9	21	.429	—	—	13	0.6	18	0.9	—	—	—	55	2.6
TOTALS	158	16.8	507	1277	.397	164	268	.612	—	—	274	1.7	383	2.4	—	—	—	1178	7.5

PLAYOFFS

'69-70	7	12.7	15	42	.357	0	2	.000	—	—	13	1.9	12	1.7	—	—	—	30	4.3
--------	---	------	----	----	------	---	---	------	---	---	----	-----	----	-----	---	---	---	----	-----

4	Donnell Harvey										6'8"	220 lbs.	F	Florida															
Acquired: From Orlando 12/23/03 for 2004 2nd rd. pick.																				Departed: Contract expired 6/30/04.									
YEAR	G	MIN	FGM	FGA	PCT	FTM	FTA	PCT	OR	DR	TR	AVG	AST	AVG	TO	STL	BLK	PTS	AVG										
'03-04	36	12.2	53	112	.473	35	44	.795	—	—	92	2.6	13	0.4	23	14	16	141	3.9										

25 Craig Hodges 6'3" 195 lbs. G Long Beach State

Acquired: From Milwaukee 2/25/88 with 2nd rd. pick for Jay Humphries. Departed: To Chicago 12/14/88 for Ed Neely and 2nd rd. pick.

YEAR	G	MIN	FGM	FGA	PCT	FTM	FTA	PCT	OR	DR	TR	AVG	AST	AVG	TO	STL	BLK	PTS	AVG
'87-88	23	20.1	87	178	.489	27	32	.844	7	25	32	1.4	44	1.9	28	16	2	232	10.1
'88-89	10	9.2	16	36	.444	3	4	.750	2	3	5	0.5	8	0.8	5	2	0	39	3.9
TOTALS	33	14.7	103	214	.467	30	36	.800	9	28	37	0.9	52	1.4	33	18	2	271	7.0

15 Michael Holton 6'4" 198 lbs. G UCLA

Acquired: Signed as free agent 9/24/84. Departed: Waived 11/4/85.

YEAR	G	MIN	FGM	FGA	PCT	FTM	FTA	PCT	OR	DR	TR	AVG	AST	AVG	TO	STL	BLK	PTS	AVG
'84-85	74	23.8	257	576	.446	96	118	.814	30	102	132	1.8	198	2.7	123	59	6	624	8.4
'85-86	4	16.3	4	20	.200	4	6	.667	1	2	3	0.8	7	1.8	4	2	0	12	3.0
TOTALS	78	20.0	261	596	.323	100	124	.740	31	104	135	1.3	205	2.3	127	61	6	636	5.7

14 Jeff Hornacek 6'4" 190 lbs. G Iowa State

Acquired: 2nd rd., 1986 NBA Draft (46th Overall). Departed: To Philadelphia 6/17/92 with Andrew Lang and Tim Perry for Charles Barkley.

YEAR	G	MIN	FGM	FGA	PCT	FTM	FTA	PCT	OR	DR	TR	AVG	AST	AVG	TO	STL	BLK	PTS	AVG
'86-87	80	19.5	159	350	.454	94	121	.777	41	143	184	2.3	361	4.5	153	70	5	424	5.3
'87-88	82	27.4	306	605	.506	152	185	.822	71	191	262	3.2	540	6.6	156	107	10	781	9.5
'88-89	78	31.9	440	889	.495	147	178	.826	75	191	266	3.4	465	6.0	111	129	8	1054	13.5
'89-90	67	34.0	483	901	.536	173	202	.856	86	227	313	4.7	337	5.0	125	117	14	1179	17.6
'90-91	80	34.2	544	1051	.518	201	224	.897	74	247	321	4.0	409	5.1	130	111	16	1350	16.9
'91-92	81	38.0	635	1240	.512	279	315	.886	106	301	407	5.0	411	5.1	170	158	31	1632	20.1
TOTALS	468	30.7	2567	5036	.510	1046	1225	.854	453	1300	1753	3.7	2523	5.4	845	692	84	6420	13.7

PLAYOFFS

'88-89	12	31.2	74	149	.497	21	25	.840	25	44	69	5.8	62	5.2	18	16	3	169	14.1
'89-90	16	36.4	112	219	.511	68	73	.932	13	49	62	3.9	73	4.6	34	24	0	298	18.6
'90-91	4	36.3	22	51	.431	26	28	.929	3	22	25	6.3	6	2.0	3	3	2	73	18.3
'91-92	8	42.9	62	128	.484	31	34	.912	12	39	51	6.4	42	5.3	19	14	2	163	20.4
TOTALS	40	36.1	270	547	.494	146	160	.913	53	154	207	5.2	185	4.6	74	57	7	703	17.6

25 Robert Horry 6'10" 220 lbs. F Alabama

Acquired: From Houston 8/19/96 with Chucky Brown, Mark Bryant, Sam Cassell for Charles Barkley. Departed: To L.A. Lakers 1/10/97 with Joe Kleine for Cedric Ceballos and Rumeal Robinson.

YEAR	G	MIN	FGM	FGA	PCT	FTM	FTA	PCT	OR	DR	TR	AVG	AST	AVG	TO	STL	BLK	PTS	AVG
'96-97	32	22.5	82	195	.421	32	50	.640	40	79	119	3.7	54	1.7	46	28	26	220	6.9

50 Eddie House 6'1" 175 lbs. G Arizona State

Acquired: Signed as free agent 9/12/05. Departed: Contract expired on 6/30/06.

YEAR	G	MIN	FGM	FGA	PCT	FTM	FTA	PCT	OR	DR	TR	AVG	AST	AVG	TO	STL	BLK	PTS	AVG
'05-06	81	17.5	320	759	.422	33	41	.805	15	117	132	1.6	148	1.8	76	42	12	796	9.8

PLAYOFFS

'05-06	14	9.3	19	52	.365	3	4	.750	0	9	9	0.6	6	0.4	5	1	2	44	3.1
--------	----	-----	----	----	------	---	---	------	---	---	---	-----	---	-----	---	---	---	----	-----

44 Greg Howard 6'9" 215 lbs. F New Mexico

Acquired: 1st rd., 1970 NBA Draft (10th Overall). Departed: To Cleveland 8/31/71 for two 3rd rd. picks.

YEAR	G	MIN	FGM	FGA	PCT	FTM	FTA	PCT	OR	DR	TR	AVG	AST	AVG	TO	STL	BLK	PTS	AVG
'70-71	44	9.7	68	173	.393	37	58	.638	—	—	119	2.7	26	0.6	—	—	—	173	3.9

24 Jay Humphries 6'3" 199 lbs. G Colorado

Acquired: 1st rd., 1984 NBA Draft (13th Overall). Departed: To Milwaukee 2/25/88 for Craig Hodges & 2nd rd. pick.

YEAR	G	MIN	FGM	FGA	PCT	FTM	FTA	PCT	OR	DR	TR	AVG	AST	AVG	TO	STL	BLK	PTS	AVG
'84-85	80	25.8	279	626	.446	141	170	.829	32	132	164	2.1	350	4.4	167	107	8	703	8.8
'85-86	82	33.3	352	735	.479	197	257	.767	56	204	260	3.2	526	6.4	190	132	9	905	11.0
'86-87	82	31.5	359	753	.477	200	260	.769	62	198	260	3.2	632	7.7	195	112	9	923	11.3
'87-88	50	31.1	264	484	.545	103	139	.741	44	107	151	3.0	354	7.1	108	61	4	634	12.7
TOTALS	294	30.4	1254	2598	.483	641	826	.776	194	641	835	2.8	1862	6.3	660	412	30	3165	10.8

PLAYOFFS

'84-85	3	30.0	20	31	.645	9	12	.750	1	4	5	1.7	16	5.3	—	2	0	49	16.3
--------	---	------	----	----	------	---	----	------	---	---	---	-----	----	-----	---	---	---	----	------

45 Steven Hunter 7'0" 240 lbs. C DePaul

Acquired: Signed as free agent 8/20/04. Departed: Contract expired on 6/30/05.

YEAR	G	MIN	FGM	FGA	PCT	FTM	FTA	PCT	OR	DR	TR	AVG	AST	AVG	TO	STL	BLK	PTS	AVG
'04-05	76	13.8	135	220	.614	78	163	.479	98	129	227	3.0	13	0.2	44	4	102	348	4.6

PLAYOFFS

'04-05	15	14.2	24	43	.558	12	20	.600	17	21	38	2.5	3	0.2	8	1	18	60	4.0
--------	----	------	----	----	------	----	----	------	----	----	----	-----	---	-----	---	---	----	----	-----

24 Greg Jackson 6'1" 180 lbs. G Guilford

Acquired: Signed as free agent 1/2/75. Departed: To Washington 9/17/75 for future draft considerations.

YEAR	G	MIN	FGM	FGA	PCT	FTM	FTA	PCT	OR	DR	TR	AVG	AST	AVG	TO	STL	BLK	PTS	AVG
'74-75	44	17.6	69	166	.416	36	62	.581	17	50	67	1.5	93	2.1	—	23	9	174	4.0

21	Jim Jackson					6'6"		220 lbs.		G/F	Ohio State				
Acquired: From New Orleans 1/21/05 with a 2005 2nd rd. pick (via Dallas) for Casey Jacobsen, Maciej Lampe, Jackson Vroman. Departed: Waived 3/1/06.															
YEAR	G	MIN	FGM	FGA	PCT	FTM	FTA	PCT	OR	DR	TR	AVG	AST	PTS	BLK
'04-05	40	24.9	130	299	.435	24	25	.960	23	131	154	3.9	97	2.4	12
'05-06	27	15.6	38	129	.295	9	13	.692	11	53	64	2.4	31	1.1	6
TOTALS	67	21.1	168	428	.393	33	38	.868	34	184	218	3.3	128	1.9	18
														451	6.7

PLAYOFFS

'04-05	15	31.6	63	129	.488	7	8	.875	13	48	61	4.1	22	1.5
--------	----	------	----	-----	------	---	---	------	----	----	----	-----	----	-----

23	Casey Jacobsen					6'6"			215 lbs.			G	Stanford						
Acquired: 1st rd. (22nd overall) 2002 NBA Draft. Departed: To New Orleans 1/21/05 with Maciej Lampe, Jackson Vroman for Jim Jackson and a 2005 2nd rd. draft pick (via Dallas).																			
YEAR	G	MIN	FGM	FGA	PCT	FTM	FTA	PCT	OR	DR	TR	AVG	AST	AVG	TO	STL	BLK	PTS	AVG
'02-'03	72	15.9	122	327	.373	72	105	.686	29	55	83	1.2	73	1.0	55	35	6	368	5.1
'03-'04	78	23.4	150	360	.417	91	111	.820	42	159	201	2.6	98	1.3	68	48	9	466	6.0
'04-'05	40	19.2	65	157	.414	48	62	.774	17	50	67	1.7	37	0.9	27	11	1	212	5.3
TOTALS	190	19.7	337	844	.399	211	278	.759	88	264	351	1.8	208	1.1	150	94	16	1046	5.5

PLAYOFFS

'02-03	6	6.5	2	10	.200	0	2	.000	1	2	3	0.5	2	0.3
--------	---	-----	---	----	------	---	---	------	---	---	---	-----	---	-----

24	Dennis Johnson				6'4"			202 lbs.			G	Pepperdine																	
Acquired: From Seattle 6/3/80 for Paul Westphal.															Departed: To Boston 6/27/83 with 1st, 3rd rd. picks for Rick Robey and two 2nd rd. picks.														
YEAR	G	MIN	FGM	FGA	PCT	FTM	FTA	PCT	OR	DR	TR	AVG	AST	PTS	TO	STL	BLK	PTS	AVG										
'80-81	79	33.1	532	1220	.436	411	501	.820	160	203	363	4.6	291	3.7	208	136	61	1486	18.8										
'81-82	80	36.7	577	1228	.470	399	495	.806	142	268	410	5.1	369	4.6	233	105	55	1561	19.5										
'82-83	77	33.1	398	861	.462	292	369	.791	92	243	335	4.1	388	5.0	204	97	39	1093	14.2										
TOTALS	236	34.3	1507	3309	.455	1102	1365	.810	394	714	1108	4.7	1048	4.4	645	338	155	4140	17.5										

PLAYOFFS

'80-81	7	38.1	52	110	.473	32	42	.762	7	26	33	4.7	20	2.9
'81-82	7	38.7	63	132	.477	30	39	.769	13	18	31	4.4	32	4.6
'82-83	3	36.0	22	48	.458	10	12	.833	6	17	23	7.7	17	5.7
TOTALS	17	38.0	137	290	.472	72	93	.774	26	61	87	5.1	69	4.1

8	Eddie Johnson				6'7"		215 lbs.		F	Illinois									
Acquired: From Sacramento 6/19/87 for Ed Pinckney and 2nd rd. pick. Departed: To Seattle 12/7/90 with two 1st rd. picks for Xavier McDaniel.																			
YEAR	G	MIN	FGM	FGA	PCT	FTM	FTA	PCT	OR	DR	TR	AVG	AST	PTS	TO	STL	BLK	PTS	AVG
'87-88	73	29.8	533	1110	.480	204	240	.850	121	197	318	4.4	180	2.5	139	33	9	1294	17.7
'88-89	70	29.2	608	1224	.497	217	250	.868	91	215	306	4.4	162	2.3	122	47	7	1504	21.5
'89-90	64	28.3	411	907	.453	188	205	.917	69	177	246	3.8	107	1.7	108	32	10	1080	16.9
'90-91	15	20.8	88	186	.473	21	29	.724	16	30	46	3.1	17	1.1	24	9	2	203	13.5
TOTALS	222	28.6	1640	3427	.478	630	724	.870	297	619	916	4.1	466	2.1	393	121	28	4081	18.4

PLAYOFFS

'88-89	12	32.7	85	206	.413	30	39	.769	28	59	87	7.3	25	2.1
'89-90	16	21.1	72	160	.450	37	47	.787	15	42	57	3.6	17	1.1
TOTALS	28	26.1	157	366	.429	67	86	.779	43	101	144	5.1	42	1.5

3	Frank Johnson				6'1"		185 lbs.		G	Wake Forest									
Acquired: Signed as free agent 11/5/92. Departed: Retired following 1993-94 season.																			
YEAR	G	MIN	FGM	FGA	PCT	FTM	FTA	PCT	OR	DR	TR	AVG	AST	AVG	TO	STL	BLK	PTS	AVG
'92-93	77	14.6	136	312	.436	59	76	.776	41	72	113	1.5	186	2.4	80	60	7	332	4.3
'93-94	70	12.5	134	299	.448	54	69	.783	29	53	82	1.2	148	2.1	65	41	1	324	4.6
TOTALS	147	13.6	270	611	.442	113	145	.779	70	125	195	1.3	334	2.3	145	101	8	656	4.5

PLAYOFFS

'92-93	22	7.8	22	50	.440	25	29	.862	3	8	11	0.5	17	0.8
'93-94	7	6.6	1	12	.083	1	2	.500	2	2	4	0.6	5	0.7
TOTALS	29	7.5	23	62	.371	26	31	.839	5	10	15	0.5	22	0.8

13	Gus Johnson						6'6"		235 lbs.		F	Idaho							
Acquired: From Baltimore 4/10/72 for 2nd rd. pick. Departed: Waived 12/1/72.																			
YEAR	G	MIN	FGM	FGA	PCT	FTM	FTA	PCT	OR	DR	TR	AVG	AST	AVG	TO	STL	BLK	PTS	AVG
'72-73	21	19.9	69	181	.381	25	36	.694	—	—	136	6.5	31	1.5	—	—	—	163	7.8

2	Joe Johnson					6'7"			230 lbs.		G		Arkansas						
Acquired: From Boston 2/20/02 with Randy Brown, Milt Palacio, 2002 1st rd. pick (Casey Jacobsen) for Rodney Rogers and Tony Delk. Departed: To Atlanta 8/19/05 in sign-and-trade for Boris Diaw and two future conditional 1st rd. picks.																			
YEAR	G	MIN	FGM	FGA	PCT	FTM	FTA	PCT	OR	DR	TR	AVG	AST	AVG	TO	STL	BLK	PTS	AVG
'01-02	29	31.5	121	288	.420	21	27	.778	35	83	118	4.1	105	3.6	43	25	11	277	9.6
'02-03	82	27.5	316	796	.397	96	124	.774	57	207	264	3.2	210	2.6	108	62	19	803	9.8
'03-04	82	40.6	555	1291	.430	174	232	.750	80	305	385	4.7	362	4.4	199	93	24	1367	16.7
'04-05	82	39.5	544	1179	.461	135	180	.750	120	302	422	5.1	291	3.5	148	79	24	1400	17.1
TOTALS	275	35.4	1536	3554	.432	426	563	.757	292	897	1189	4.3	968	3.5	498	260	80	3847	14.0

PLAYOFFS

'02-03	6	27.3	14	51	.275	2	5	.400	6	20	26	4.3	8	1.3
'04-05	9	39.4	63	125	.504	23	33	.697	7	32	39	4.3	30	3.3
TOTALS	15	34.6	77	176	.438	25	38	.658	13	52	65	4.3	38	2.5

2014-15 PHOENIX SUNS

7	Kevin Johnson				6'1"	190 lbs.	G	California			
---	---------------	--	--	--	------	----------	---	------------	--	--	--

Acquired: From Cleveland 2/25/88 with Mark West, Ty Corbin, three draft picks for Larry Nance, Mike Sanders, 1st rd. pick; Signed as free agent 3/25/00.
Departed: Contract expired on 6/30/98; Contract expired on 6/30/00.

YEAR	G	MIN	FGM	FGA	PCT	FTM	FTA	PCT	OR	DR	TR	AVG	AST	AVG	TO	STL	BLK	PTS	AVG
87-88	28	31.8	132	285	.463	85	99	.859	26	93	119	4.3	244	8.7	—	43	7	352	12.6
88-89	81	39.2	570	1128	.505	508	576	.882	46	294	340	4.2	991	12.2	322	135	24	1650	20.4
89-90	74	37.6	578	1159	.499	501	598	.838	42	228	270	3.6	846	11.4	263	95	14	1665	22.5
90-91	77	36.0	591	1145	.516	519	616	.843	54	217	271	3.5	781	10.1	269	163	11	1710	22.2
91-92	78	37.2	539	1125	.479	448	555	.807	61	231	292	3.7	836	10.7	272	116	23	1536	19.7
92-93	49	33.5	282	565	.499	226	276	.819	30	74	104	2.1	384	7.8	151	85	19	791	16.1
93-94	67	36.6	477	980	.487	380	464	.819	55	112	167	2.5	637	9.5	235	125	10	1340	20.0
94-95	47	28.8	246	523	.470	234	289	.810	32	83	115	2.4	360	7.7	105	47	18	730	15.5
95-96	56	35.8	342	674	.507	342	398	.857	42	179	221	3.9	517	9.2	170	82	13	1047	18.7
96-97	70	38.0	441	890	.496	439	515	.852	54	199	253	3.6	653	9.3	217	102	12	1410	20.1
97-98	50	25.8	155	347	.447	162	186	.871	35	129	164	3.3	245	4.9	101	27	8	476	9.5
99-00	6	18.8	16	28	.571	7	7	1.000	0	16	16	2.7	24	4.0	7	2	0	40	6.7
TOTALS	683	35.2	4369	8849	.494	3851	4579	.841	477	1855	2332	3.4	6518	9.55	2335	1022	159	12747	18.7

PLAYOFFS

88-89	12	41.2	90	182	.495	102	110	.927	12	39	51	4.3	147	12.3	55	19	5	285	23.8
89-90	16	36.4	123	257	.479	92	112	.821	9	44	53	3.3	170	10.6	62	25	0	340	21.3
90-91	4	36.5	16	53	.302	18	30	.600	2	11	13	3.3	39	9.8	12	2	1	51	12.8
91-92	8	41.9	62	128	.484	62	72	.861	8	25	33	4.1	93	11.6	25	12	2	189	23.6
92-93	23	39.7	143	298	.480	124	156	.795	10	52	62	2.7	182	7.9	84	35	13	410	17.8
93-94	10	42.7	97	212	.458	69	81	.852	10	25	35	3.5	96	9.6	34	10	1	266	26.6
94-95	10	37.1	86	150	.573	71	84	.845	7	34	41	4.1	93	9.3	34	9	4	248	24.8
95-96	4	37.8	27	57	.474	14	17	.824	2	15	17	4.3	43	10.8	11	2	2	69	17.3
96-97	5	41.6	26	88	.295	29	33	.879	8	14	22	4.4	30	6.0	18	13	0	84	16.8
97-98	4	30.5	23	42	.548	8	12	.667	2	7	9	2.3	19	4.8	6	2	1	55	13.8
99-00	9	14.3	12	37	.324	5	6	.833	0	13	13	1.4	23	2.6	13	3	1	29	3.2
TOTALS	105	36.9	705	1504	.469	594	713	.833	70	279	349	3.3	935	8.9	354	132	30	2026	19.3

43	Linton Johnson				6'8"	205 lbs.	F	Tulane			
----	----------------	--	--	--	------	----------	---	--------	--	--	--

Acquired: Signed 10-day contracts on 2/22/08 and 3/3/08; Signed for the remainder of the season on 4/16/08.
Departed: 10-day contract expired 3/14/08; Contract expired on 6/30/08.

YEAR	G	MIN	FGM	FGA	PCT	FTM	FTA	PCT	OR	DR	TR	AVG	AST	AVG	TO	STL	BLK	PTS	AVG
07-08	6	8.8	7	14	.500	0	0	—	5	8	13	2.2	3	0.5	2	0	1	15	2.5

11	Neil Johnson				6'7"	220 lbs.	F	Creighton			
----	--------------	--	--	--	------	----------	---	-----------	--	--	--

Acquired: 1968 NBA Expansion Draft from New York. **Departed:** Waived 7/27/70.

YEAR	G	MIN	FGM	FGA	PCT	FTM	FTA	PCT	OR	DR	TR	AVG	AST	AVG	TO	STL	BLK	PTS	AVG
68-69	80	16.5	177	368	.481	110	177	.621	—	—	396	5.0	134	1.7	—	—	—	464	5.8
69-70	28	4.9	20	60	.333	8	12	.667	—	—	47	1.7	12	0.4	—	—	—	48	1.4
TOTALS	108	13.5	197	428	.460	118	189	.624	—	—	443	4.1	146	1.4	—	—	—	512	4.8

PLAYOFFS

69-70	2	3.5	1	3	.333	0	0	.000	—	—	4	2.0	0	0.0	—	—	—	2	1.0
-------	---	-----	---	---	------	---	---	------	---	---	---	-----	---	-----	---	---	---	---	-----

2	Wesley Johnson				6'7"	210 lbs.	F	Syracuse			
---	----------------	--	--	--	------	----------	---	----------	--	--	--

Acquired: From Minnesota with a protected 2013 first-round pick, along with the contracts of Brad Miller and Jerome Dyson from New Orleans in three-team deal, Timberwolves receive 2014 second-round pick from Phoenix and 2013 and 2016 second-round picks from New Orleans, Hornets receive Robin Lopez (signed-and-traded), Hakim Warrick and cash from Suns.
Departed: Contract expired 6/30/13.

YEAR	G	MIN	FGM	FGA	PCT	FTM	FTA	PCT	OR	DR	TR	AVG	AST	AVG	TO	STL	BLK	PTS	AVG
12-13	50	19.1	161	396	.407	27	35	.771	21	102	123	2.5	34	0.7	48	22	18	399	8.0

34	Charles Jones				6'8"	220 lbs.	F	Louisville			
----	---------------	--	--	--	------	----------	---	------------	--	--	--

Acquired: 2nd rd., 1984 NBA Draft (36th Overall). **Departed:** Waived 10/28/86.

YEAR	G	MIN	FGM	FGA	PCT	FTM	FTA	PCT	OR	DR	TR	AVG	AST	AVG	TO	STL	BLK	PTS	AVG
84-85	78	20.1	236	454	.520	182	281	.648	139	255	394	5.1	128	1.6	143	45	61	654	8.4
85-86	43	17.3	75	164	.457	50	98	.510	65	128	193	4.5	52	1.2	57	32	25	200	4.7
TOTALS	121	19.1	311	618	.503	232	379	.612	204	383	587	4.9	180	1.5	200	77	86	854	7.1

PLAYOFFS

84-85	2	17.0	3	5	.600	6	6	1.000	1	2	3	1.5	3	1.5	3	0	3	12	6.0
-------	---	------	---	---	------	---	---	-------	---	---	---	-----	---	-----	---	---	---	----	-----

21	Dwayne Jones				6'11"	251 lbs.	F/C	St. Joseph's (PA)			
----	--------------	--	--	--	-------	----------	-----	-------------------	--	--	--

Acquired: Signed as a free agent 4/5/10. **Departed:** To Toronto 7/14/10 with Leandro Barbosa for Hedo Turkoglu.

YEAR	G	MIN	FGM	FGA	PCT	FTM	FTA	PCT	OR	DR	TR	AVG	AST	AVG	TO	STL	BLK	PTS	AVG
09-10	2	3.5	0	0	.000	0	0	.000	0	2	2	1.0	0	0.0	0	0	0	0	0.0

PLAYOFFS

09-10	2	5.0	1	2	.500	3	4	.750	1	4	5	2.5	0	0.0	1	0	0	5	2.5
-------	---	-----	---	---	------	---	---	------	---	---	---	-----	---	-----	---	---	---	---	-----

22	James Jones				6'8"				220 lbs.				F				Miami (FL)				
Acquired: From Indiana 8/25/05 for a 2008 2nd rd. pick. Departed: To Portland 7/11/07 along with the draft rights to Rudy Fernandez (24th Overall) for cash considerations.																					
YEAR	G	MIN	FGM	FGA	PCT	FTM	FTA	PCT	OR	DR	TR	AVG	AST	AVG	TO	STL	BLK	PTS	AVG		
'05-06	75	23.6	243	581	.418	103	121	.851	44	209	253	3.4	57	0.8	35	38	49	699	9.3		
'06-07	76	18.1	162	440	.368	71	81	.877	33	143	176	2.3	45	0.6	28	28	42	485	6.4		
TOTALS	151	20.8	405	1021	.397	174	202	.861	77	352	429	2.8	102	0.7	63	66	91	1184	7.8		
PLAYOFFS																					
'05-06	20	17.7	28	82	.341	22	26	.846	16	56	72	3.6	5	0.3	9	5	18	86	4.3		
'06-07	11	15.5	19	36	.528	9	11	.818	3	12	15	1.4	3	0.3	4	2	2	55	5.0		
TOTALS	31	16.9	47	118	.398	31	37	.838	19	68	87	2.8	8	0.3	13	7	20	141	4.5		
20	Jumaine Jones				6'8"				240 lbs.				F				Georgia				
Acquired: Signed as free agent 8/31/06. Departed: Contract expired 6/30/07.																					
YEAR	G	MIN	FGM	FGA	PCT	FTM	FTA	PCT	OR	DR	TR	AVG	AST	AVG	TO	STL	BLK	PTS	AVG		
'06-07	18	7.7	14	51	.275	2	2	1.000	6	17	23	1.3	1	0.1	7	5	1	40	2.2		
53	Rich Kelley				7'0"				240 lbs.				C				Stanford				
Acquired: From New Jersey 2/15/80 for 1st rd. & 2nd rd. pick. Departed: To Denver 6/21/82 for 1st rd. pick.																					
YEAR	G	MIN	FGM	FGA	PCT	FTM	FTA	PCT	OR	DR	TR	AVG	AST	AVG	TO	STL	BLK	PTS	AVG		
'79-80	23	16.2	43	85	.506	47	60	.783	44	74	118	5.1	50	2.2	46	28	17	133	5.8		
'80-81	81	20.8	196	387	.506	175	231	.758	131	310	441	5.4	282	3.5	209	79	63	567	7.0		
'81-82	81	23.4	236	505	.467	167	223	.749	168	329	497	6.1	293	3.6	244	64	71	639	7.9		
TOTALS	185	21.4	475	977	.486	389	514	.757	343	713	1056	5.7	625	3.4	499	171	151	1339	7.2		
PLAYOFFS																					
'79-80	8	18.3	19	44	.432	9	10	.900	14	22	36	4.5	22	2.8	10	9	7	47	5.9		
'80-81	7	16.1	10	25	.400	9	14	.643	13	22	35	5.0	13	1.9	14	6	3	29	4.1		
TOTALS	15	17.3	29	69	.420	18	24	.750	27	44	71	4.7	35	2.3	24	15	10	76	5.1		
8	Tim Kempton				6'10"				255 lbs.				F				Notre Dame				
Acquired: Signed as free agent 8/18/92. Departed: Waived 1/21/94.																					
YEAR	G	MIN	FGM	FGA	PCT	FTM	FTA	PCT	OR	DR	TR	AVG	AST	AVG	TO	STL	BLK	PTS	AVG		
'92-93	30	5.6	19	48	.396	18	31	.581	12	27	39	1.3	19	0.6	16	4	4	56	1.9		
4	Steve Kerr				6'3"				175 lbs.				G				Arizona				
Acquired: 2nd rd., 1988 NBA Draft (50th Overall). Departed: To Cleveland 9/5/89 for 2nd rd. pick.																					
YEAR	G	MIN	FGM	FGA	PCT	FTM	FTA	PCT	OR	DR	TR	AVG	AST	AVG	TO	STL	BLK	PTS	AVG		
'88-89	26	6.0	20	46	.435	6	9	.667	3	14	17	0.7	24	0.9	6	7	0	54	2.1		
32	Jason Kidd				6'4"				212 lbs.				G				California				
Acquired: From Dallas 12/26/96 with Tony Dumas, Loren Meyer for Sam Cassell, Michael Finley, A.C. Green, 2nd rd. pick. Departed: To New Jersey 7/18/01 with Chris Dudley for Stephon Marbury, Soumaila Samake, Johnny Newman.																					
YEAR	G	MIN	FGM	FGA	PCT	FTM	FTA	PCT	OR	DR	TR	AVG	AST	AVG	TO	STL	BLK	PTS	AVG		
'96-97	33	35.5	138	326	.423	66	96	.688	34	125	159	4.8	296	9.0	76	86	12	382	11.6		
'97-98	82	38.0	357	859	.416	167	209	.799	108	402	510	6.2	745	9.1	162	26	261	954	11.6		
'98-99	50	41.2	310	698	.444	181	239	.757	87	252	339	6.8	539	10.8	114	19	150	846	16.9		
'99-00	67	39.0	350	855	.409	203	245	.829	96	387	483	7.2	678	10.1	134	28	226	959	14.3		
'00-01	77	39.8	451	1097	.411	328	403	.814	91	403	494	6.4	753	9.8	166	23	286	1299	16.9		
TOTALS	309	38.9	1606	3835	.419	945	1192	.793	386	1509	1895	6.1	3011	9.7	655	158	999	4440	14.4		
PLAYOFFS																					
'96-97	5	41.4	21	53	.396	10	19	.526	4	26	30	6.0	49	9.8	11	2	13	60	12.0		
'97-98	4	42.8	22	58	.379	13	16	.813	5	18	23	5.8	31	7.8	16	2	12	57	14.3		
'98-99	3	42.0	18	43	.419	5	7	.714	1	6	7	2.3	31	10.3	5	1	9	45	15.0		
'99-00	6	38.2	22	55	.400	7	9	.778	8	32	40	6.7	53	8.8	11	1	23	59	9.8		
'00-01	4	41.5	22	69	.319	9	12	.750	9	15	24	6.0	53	13.3	8	0	12	57	14.3		
TOTALS	22	40.9	105	278	.405	44	63	.756	27	97	124	5.6	217	9.9	51	6	69	278	12.6		
35	Joe Kleine				7'0"				270 lbs.				C				Arkansas				
Acquired: Signed as free agent 8/13/93; 1/22/99. Departed: To L.A. Lakers 1/10/97 with Robert Horry for Cedric Ceballos and Rumeal Robinson; Contract expired on 6/30/99.																					
YEAR	G	MIN	FGM	FGA	PCT	FTM	FTA	PCT	OR	DR	TR	AVG	AST	AVG	TO	STL	BLK	PTS	AVG		
'93-94	74	11.5	125	256	.488	30	39	.769	50	143	193	2.6	45	0.6	35	14	19	285	3.9		
'94-95	75	12.9	119	265	.449	42	49	.857	62	177	259	3.5	39	0.5	35	14	18	280	3.7		
'95-96	56	11.8	71	169	.420	20	25	.800	36	96	132	2.4	44	0.8	37	13	6	164	2.9		
'96-97	23	15.9	32	80	.400	13	18	.722	21	59	80	3.5	12	0.5	20	9	6	78	3.4		
'98-99	31	12.1	30	74	.405	8	12	.667	27	40	67	2.2	12	0.4	10	8	1	68	2.2		
TOTALS	259	12.5	377	844	.447	113	143	.790	216	515	731	2.8	152	0.6	137	59	50	875	3.4		
PLAYOFFS																					
'93-94	8	10.1	12	28	.429	4	6	.667	5	12	17	2.1	3	0.4	2	1	4	28	3.5		
'94-95	10	16.7	31	54	.574	0	0	—	8	23	31	3.1	8	0.8	6	5	3	63	6.3		
'95-96	2	4.0	0	2	.000	0	0	—	1	0	1	0.5	0	0.0	1	1	0	0	0.0		
'98-99	1	5.0	1	2	.500	0	0	—	0	1	1	1.0	0	0.0	0	1	1	2	2.0		
TOTALS	21	12.4	44	86	.512	4	6	.667	14	36	50	2.4	11	0.5	9	8	8	93	4.4		

2014 - 15 PHOENIX SUNS

22	Brevin Knight				5'10"				170 lbs.				G				Stanford			
----	---------------	--	--	--	-------	--	--	--	----------	--	--	--	---	--	--	--	----------	--	--	--

Acquired: From Memphis 9/30/03 with Robert Archibald, Cezary Trybanski for Jake Tsakalidis, Bo Outlaw. **Departed:** To Washington 11/5/03 for Jahdi White.

YEAR	G	MIN	FGM	FGA	PCT	FTM	FTA	PCT	OR	DR	TR	AVG	AST	AVG	TO	STL	BLK	PTS	AVG
'03-04	3	6.3	1	3	.333	0	0	—	0	3	3	1.0	4	1.3	3	3	1	2	0.7

32	Negele Knight				6'1"				182 lbs.				G				Dayton			
----	---------------	--	--	--	------	--	--	--	----------	--	--	--	---	--	--	--	--------	--	--	--

Acquired: 2nd rd., 1990 NBA Draft (31st Overall). **Departed:** To San Antonio 11/10/93 for 2nd rd. pick.

YEAR	G	MIN	FGM	FGA	PCT	FTM	FTA	PCT	OR	DR	TR	AVG	AST	AVG	TO	STL	BLK	PTS	AVG
'90-91	64	12.4	131	308	.425	71	118	.602	20	51	71	1.1	191	3.0	76	20	7	339	5.3
'91-92	42	15.0	103	217	.475	33	48	.688	16	30	46	1.1	112	2.7	58	24	3	243	5.8
'92-93	52	1.7	124	317	.391	67	86	.779	28	36	64	1.2	145	2.8	73	23	4	315	6.1
'93-94	1	8.0	1	4	.250	0	0	—	0	0	0	—	0	—	0	1	2	2.0	2.0
TOTALS	159	14.6	359	846	.424	171	252	.679	64	117	181	1.1	448	2.8	207	67	15	899	5.7

PLAYOFFS

'90-91	4	14.0	13	26	.500	5	7	.714	1	3	4	1.0	9	2.3	4	1	0	32	8.0
'92-93	9	3.8	9	16	.563	0	0	—	1	2	3	.333	7	0.8	3	0	1	18	2.0
TOTALS	13	6.9	22	42	.524	5	7	.714	2	5	7	0.5	16	1.2	7	1	1	50	3.8

16	Rodney Knowles				6'9"				215 lbs.				F				Davidson			
----	----------------	--	--	--	------	--	--	--	----------	--	--	--	---	--	--	--	----------	--	--	--

Acquired: 6th rd., 1968 NBA Draft (77th Overall). **Departed:** Waived 11/6/68.

YEAR	G	MIN	FGM	FGA	PCT	FTM	FTA	PCT	OR	DR	TR	AVG	AST	AVG	TO	STL	BLK	PTS	AVG
'68-69	8	5.0	4	14	.286	1	3	.333	—	—	9	1.1	0	0.0	—	—	—	9	1.1

50	Joel Kramer				6'7"				215 lbs.				F				San Diego State			
----	-------------	--	--	--	------	--	--	--	----------	--	--	--	---	--	--	--	-----------------	--	--	--

Acquired: 3rd rd., 1978 NBA Draft (63rd Overall). **Departed:** Signed as free agent 9/12/83 by Maccabi, Israel.

YEAR	G	MIN	FGM	FGA	PCT	FTM	FTA	PCT	OR	DR	TR	AVG	AST	AVG	TO	STL	BLK	PTS	AVG
'78-79	82	17.1	181	370	.489	125	176	.710	134	203	337	4.1	92	1.1	98	45	23	487	5.9
'79-80	54	13.2	67	143	.469	56	70	.800	49	102	151	2.8	75	1.4	51	26	5	190	3.5
'80-81	82	13.0	136	258	.527	63	91	.692	77	155	232	2.8	88	1.1	67	35	17	335	4.1
'81-82	56	9.8	55	133	.414	33	42	.786	36	72	108	1.9	51	0.9	26	19	11	143	2.6
'82-83	54	8.5	44	104	.423	14	16	.875	41	47	88	1.6	37	0.7	22	15	6	102	1.9
TOTALS	328	12.8	483	1008	.479	291	395	.737	337	579	916	2.8	343	1.0	264	140	62	1257	3.8

PLAYOFFS

'78-79	15	17.1	32	59	.542	26	36	.722	21	36	57	3.8	19	1.3	16	9	7	90	6.0
'80-81	7	14.4	13	25	.520	1	2	.500	2	14	16	2.3	4	0.6	1	2	2	27	3.9
'81-82	4	5.0	5	7	.714	2	3	.667	2	3	5	1.3	1	0.3	1	1	0	12	3.0
'82-83	2	3.0	0	2	.000	0	0	.000	0	0	0	0.0	0	0.0	0	0	0	0	0.0
TOTALS	28	13.7	50	93	.538	29	41	.707	25	53	78	2.8	24	0.9	18	12	9	129	4.6

55	Slava Kravtsov				6'11"				254 lbs.				C				Ukraine			
----	----------------	--	--	--	-------	--	--	--	----------	--	--	--	---	--	--	--	---------	--	--	--

Acquired: From Milwaukee on 8/29/13 with Ish Smith for Caron Butler. **Departed:** Waived 3/2/14.

YEAR	G	MIN	FGM	FGA	PCT	FTM	FTA	PCT	OR	DR	TR	AVG	AST	AVG	TO	STL	BLK	PTS	AVG
'13-14	20	3.0	8	15	.533	4	8	.500	0	8	17	0.9	1	0.1	6	0	1	20	1.0

30	Maciej Lampe				6'11"				275 lbs.				F/C				Universidad Complutense (Spain)			
----	--------------	--	--	--	-------	--	--	--	----------	--	--	--	-----	--	--	--	---------------------------------	--	--	--

Acquired: From New York 1/5/04 with Antonio McDyess, Howard Easley, Charlie Ward, the draft rights to Milos Vujanic, two first-round draft picks and cash for Stephen Marbury, Arnette Hardaway, Cezary Trybanski. **Departed:** To New Orleans 1/21/05 with Casey Jacobsen and Jackson Vroman for Jim Jackson and a 2005 2nd rd. pick (via Dallas).

YEAR	G	MIN	FGM	FGA	PCT	FTM	FTA	PCT	OR	DR	TR	AVG	AST	AVG	TO	STL	BLK	PTS	AVG
'03-04	21	10.7	43	88	.489	10	13	.769	9	35	44	2.1	9	0.4	15	3	3	96	4.6
'04-05	16	7.4	17	49	.347	8	12	.667	9	23	32	2.0	1	0.1	10	1	2	44	2.8
TOTALS	37	9.3	60	137	.438	18	25	.720	18	58	76	2.1	10	0.3	25	4	5	140	3.8

28	Andrew Lang				6'11"				250 lbs.				C				Arkansas			
----	-------------	--	--	--	-------	--	--	--	----------	--	--	--	---	--	--	--	----------	--	--	--

Acquired: 2nd rd., 1988 NBA Draft (28th Overall). **Departed:** To Philadelphia 6/17/92 with Jeff Hornacek and Tim Perry for Charles Barkley.

YEAR	G	MIN	FGM	FGA	PCT	FTM	FTA	PCT	OR	DR	TR	AVG	AST	AVG	TO	STL	BLK	PTS	AVG
'88-89	62	8.5	60	117	.513	39	60	.650	54	93	147	2.4	9	0.1	28	17	48	159	2.6
'89-90	74	13.7	97	174	.557	64	98	.653	83	188	271	3.7	21	0.3	41	22	133	258	3.5
'90-91	63	18.3	109	189	.577	93	130	.715	113	190	303	4.8	27	0.4	45	17	127	311	4.9
'91-92	81	24.3	248	475	.522	126	164	.768	170	376	546	6.7	43	0.5	87	48	201	622	7.7
TOTALS	280	16.7	514	955	.538	322	452	.712	420	847	1267	4.5	100	0.4	201	104	509	1350	4.8

PLAYOFFS

'88-89	4	2.0	0	2	.000	0	0	.000	3	3	6	1.5	1	0.3	3	0	0	0	0.0
'89-90	12	7.8	6	9	.667	4	7	.571	4	16	20	1.7	2	0.2	5	3	10	16	1.3
'90-91	4	13.8	6	11	.545	14	17	.824	4	14	18	4.5	1	0.3	2	1	3	26	6.5
'91-92	8	24.0	15	40	.375	15	19	.789	15	17	32	4.0	2	0.3	8	3	15	45	5.6
TOTALS	28	12.5	27	62	.435	33	43	.767	26	50	76	2.7	6	0.2	18	7	28	87	3.1

21	Antonio Lang				6'8"				230 lbs.				F				Central Michigan			
----	--------------	--	--	--	------	--	--	--	----------	--	--	--	---	--	--	--	------------------	--	--	--

Acquired: 2nd rd., 1994 NBA Draft (29th Overall). **Departed:** To Cleveland 10/7/95 with Dan Majerle, 1st rd. pick for John "Hot Rod" Williams.

YEAR	G	MIN	FGM	FGA	PCT	FTM	FTA	PCT	OR	DR	TR	AVG	AST	AVG	TO	STL	BLK	PTS	AVG
'94-95	12	5.3	4	10	.400	3	4	.750	3	1	4	—	1	—	0	2	5	11	0.9

14	Dan Langhi				6'11"				220 lbs.				F				Vanderbilt			
----	------------	--	--	--	-------	--	--	--	----------	--	--	--	---	--	--	--	------------	--	--	--

Acquired: Signed as free agent 9/30/02. **Departed:** Contract expired on 6/30/03.

YEAR	G	MIN	FGM	FGA	PCT	FTM	FTA	PCT	OR	DR	TR	AVG	AST	AVG	TO	STL	BLK	PTS	AVG
'02-03	60	9.0	81	202	.401	12	20	.730	19	68	87	1.5	21	0.4	16	15	6	183	3.1

43	David Lattin	6'7"	230 lbs.	F	Texas-El Paso
----	--------------	------	----------	---	---------------

Acquired: 1968 NBA Expansion Draft from San Francisco. Departed: Waived 10/1/69.

YEAR	G	MIN	FGM	FGA	PCT	FTM	FTA	PCT	OR	DR	TR	AVG	AST	AVG	TO	STL	BLK	PTS	AVG
'68-69	68	14.5	150	366	.410	109	172	.634	—	—	323	4.8	48	0.7	—	—	—	409	6.0

31	Gani Lawal	6'9"	234 lbs.	F	Georgia Tech
----	------------	------	----------	---	--------------

Acquired: Selected with the 46th overall pick (second round) of the 2010 NBA Draft. Departed: Waived on Dec. 10, 2011.

YEAR	G	MIN	FGM	FGA	PCT	FTM	FTA	PCT	OR	DR	TR	AVG	AST	AVG	TO	STL	BLK	PTS	AVG
10-11	1	2.0	0	0	---	0	0	---	0	0	0	0.0	0	0.0	0	0	0	0	0.0

1	Dennis Layton	6'0"	180 lbs.	G	USC
---	---------------	------	----------	---	-----

Acquired: 3rd rd., 1971 NBA Draft (48th Overall). Departed: Waived 9/18/73.

YEAR	G	MIN	FGM	FGA	PCT	FTM	FTA	PCT	OR	DR	TR	AVG	AST	AVG	TO	STL	BLK	PTS	AVG
'71-72	80	23.1	304	717	.424	122	165	.739	—	—	164	2.1	247	3.1	—	—	—	730	9.1
'72-73	65	15.2	187	434	.431	90	119	.756	—	—	77	1.2	139	2.1	—	—	—	464	7.1
TOTALS	145	19.6	491	1151	.427	212	284	.746	—	—	241	1.7	386	2.7	—	—	—	1194	8.2

30	Ron Lee	6'4"	204 lbs.	G	Oregon
----	---------	------	----------	---	--------

Acquired: 1st rd., 1976 NBA Draft (10th Overall). Departed: To New Orleans Jazz 1/12/79 with Marty Byrnes, two 1st rd. picks for Leonard "Truck" Robinson.

YEAR	G	MIN	FGM	FGA	PCT	FTM	FTA	PCT	OR	DR	TR	AVG	AST	AVG	TO	STL	BLK	PTS	AVG
'76-77	82	22.5	347	786	.441	142	210	.676	49	200	249	3.6	263	3.2	—	156	33	836	10.2
'77-78	82	23.5	417	950	.439	170	228	.746	95	159	254	3.1	305	3.7	221	225	17	1004	12.2
'78-79	43	22.0	173	383	.452	74	104	.712	42	71	113	2.6	132	3.1	116	69	4	420	9.8
TOTALS	207	22.8	937	2119	.442	386	542	.712	186	430	616	3.0	700	3.4	337	450	54	2260	10.9

PLAYOFFS																			
'77-78	2	20.5	5	16	.313	2	2	1.000	2	4	6	3.0	3	1.5	4	4	0	12	6.0

23	Tim Legler	6'4"	195 lbs.	G	La Salle
----	------------	------	----------	---	----------

Acquired: Signed as free agent 3/21/90. Departed: Second 10-day contract expired on 4/9/90.

YEAR	G	MIN	FGM	FGA	PCT	FTM	FTA	PCT	OR	DR	TR	AVG	AST	AVG	TO	STL	BLK	PTS	AVG
'89-90	11	7.5	11	29	.379	6	6	1.000	4	4	8	0.7	6	0.5	—	2	0	28	2.5

2	Randy Livingston	6'5"	209 lbs.	G	Louisiana State
---	------------------	------	----------	---	-----------------

Acquired: Signed as free agent 5/2/99. Departed: Waived 8/31/00.

YEAR	G	MIN	FGM	FGA	PCT	FTM	FTA	PCT	OR	DR	TR	AVG	AST	AVG	TO	STL	BLK	PTS	AVG
'98-99	1	22.0	5	8	.625	2	2	1.000	0	2	2	2.0	3	3.0	1	2	0	12	12.0
'99-00	79	13.7	155	373	.416	52	62	.839	25	105	130	1.6	170	2.2	92	49	13	381	4.8
TOTALS	80	13.8	160	381	.420	54	64	.844	25	107	132	1.7	173	2.2	93	51	13	393	12.4

PLAYOFFS																			
'98-99	3	8.0	6	15	.400	4	4	1.000	5	2	7	2.3	2	0.7	2	1	0	16	5.3
'99-00	7	9.0	6	27	.222	0	0	—	2	5	7	1.0	4	0.6	4	1	1	14	2.0
TOTALS	10	8.7	12	42	.286	4	4	1.000	7	7	14	1.4	6	0.6	6	5	1	30	3.0

17	Horacio Llamas	6'11"	285 lbs.	C	Grand Canyon
----	----------------	-------	----------	---	--------------

Acquired: Signed as free agent 2/20/97. Departed: Contract expired on 6/30/99.

YEAR	G	MIN	FGM	FGA	PCT	FTM	FTA	PCT	OR	DR	TR	AVG	AST	AVG	TO	STL	BLK	PTS	AVG
'96-97	20	5.1	15	28	.536	4	8	.500	4	14	18	0.9	4	0.2	11	10	5	34	1.7
'97-98	8	5.3	8	21	.381	7	10	.700	4	14	18	2.3	1	0.1	9	1	3	24	3.0
'98-99	— MISSED SEASON DUE TO FOOT INJURY —																		
TOTALS	28	5.1	23	49	.469	11	18	.611	8	28	36	1.3	5	0.2	20	11	8	58	2.1

51	Ian Lockhart	6'8"	240 lbs.	F	Tennessee
----	--------------	------	----------	---	-----------

Acquired: Signed as free agent 3/21/90. Departed: Signed as free agent 8/6/91 by Cholet, France.

YEAR	G	MIN	FGM	FGA	PCT	FTM	FTA	PCT	OR	DR	TR	AVG	AST	AVG	TO	STL	BLK	PTS	AVG
'90-91	1	2.0	1	1	1.000	2	2	1.000	0	0	0	0.0	0	0.0	—	0	0	4	4.0

13	Luc Longley	7'2"	260 lbs.	C	Australia
----	-------------	------	----------	---	-----------

Acquired: From Chicago 1/23/99 for Mark Bryant, Martin Muirrepp, Bubba Wells and 1st rd. pick. Departed: To New York 9/20/00 for Chris Dudley, 1st rd. pick and cash in four-team trade with L.A. Lakers, Seattle.

YEAR	G	MIN	FGM	FGA	PCT	FTM	FTA	PCT	OR	DR	TR	AVG	AST	AVG	TO	STL	BLK	PTS	AVG
'98-99	39	23.9	140	290	.483	59	76	.776	59	162	221	5.7	45	1.2	53	23	21	339	8.7
'99-00	72	19.7	186	399	.466	80	97	.825	100	223	323	4.5	77	1.1	136	22	42	452	6.3
TOTALS	111	21.2	326	689	.473	139	173	.803	159	385	544	4.9	122	1.1	189	45	63	791	7.1

PLAYOFFS																			
'98-99	3	17.0	2	12	.167	0	0	—	2	7	9	3.0	1	0.3	2	3	0	4	1.3
'99-00	9	18.0	18	51	.333	2	3	.667	12	18	30	3.3	8	0.9	10	4	4	38	4.2
TOTALS	12	17.8	20	63	.317	2	3	.667	14	25	39	3.3	9	0.8	12	7	4	42	3.5

15	Robin Lopez	7'0"	255 lbs.	C	Stanford
----	-------------	------	----------	---	----------

Acquired: 1st rd., 2008 NBA Draft (15th overall). Departed: Signed-and-traded to New Orleans with Hakim Warrick and cash in three-team deal, Suns sent 2014 second-round pick to Minnesota and received Wesley Johnson and a protected 2013 first-round pick from Minnesota and the contracts of Brad Miller and Jerome Dyson from New Orleans; Hornets sent Minnesota two future second-round picks 7/27/12.

YEAR	G	MIN	FGM	FGA	PCT	FTM	FTA	PCT	OR	DR	TR	AVG	AST	AVG	TO	STL	BLK	PTS	AVG
'08-09	60	10.2	71	137	.518	47	68	.691	52	66	118	2.0	8	0.1	28	11	41	189	3.2
'09-10	51	19.3	171	291	.588	88	125	.704	104	144	248	4.9	7	0.1	41	10	53	430	8.4
'10-11	67	14.8	179	357	.501	74	100	.740	82	134	216	3.3	8	0.1	48	18	45	432	5.9
'11-12	64	14.4	124	269	.461	100	140	.714	90	119	209	3.3	20	0.3	43	18	60	348	5.4
TOTALS	242	27.5	545	1054	.517	2490	3160	.714	328	463	791	3.3	43	0.2	160	57	199	1399	5.8

PLAYOFFS																			
'09-10	104	17.3	19	35	.543	9	9	1.00	12	12	24	4.0	0	0.0	3	2	1	47	7.8

2 0 1 4 - 1 5 P H O E N I X S U N S

20	Maurice Lucas					6'9"			235 lbs.		F	Marquette				
----	---------------	--	--	--	--	------	--	--	----------	--	---	-----------	--	--	--	--

Acquired: From New York 7/7/82 for Leonard "Truck" Robinson. Departed: To L.A. Lakers 8/19/85 for two 2nd rd. picks.

YEAR	G	MIN	FGM	FGA	PCT	FTM	FTA	PCT	OR	DR	TR	AVG	AST	AVG	TO	STL	BLK	PTS	AVG
'82-83	77	33.6	495	1045	.474	278	356	.781	201	598	799	10.4	219	2.8	221	56	43	1269	16.5
'83-84	75	30.8	451	908	.497	293	383	.765	208	517	725	9.7	203	2.7	177	55	39	1195	15.9
'84-85	63	26.5	346	727	.476	150	200	.750	138	419	557	8.8	145	2.3	151	39	17	842	13.4
TOTALS	215	30.5	1292	2680	.482	721	939	.768	547	1534	2081	9.7	567	2.6	549	150	99	3306	15.4

PLAYOFFS

'82-83	2	28.5	12	21	.571	2	4	.500	5	7	12	6.0	8	4.0	4	3	0	26	13.0
'83-84	17	33.5	116	227	.511	63	78	.808	42	127	169	9.9	61	3.6	29	12	8	295	17.4
'84-85	3	28.0	22	47	.468	15	19	.789	12	21	33	11.0	10	3.3	8	2	2	59	19.7
TOTALS	22	32.3	150	295	.508	80	101	.792	59	155	214	9.7	79	3.6	41	17	10	380	17.3

10	Phil Lumpkin					6'0"			167 lbs.		G	Miami (Ohio)				
----	--------------	--	--	--	--	------	--	--	----------	--	---	--------------	--	--	--	--

Acquired: From Portland 6/9/75 for 2nd rd. pick. Departed: Waived 10/15/76.

YEAR	G	MIN	FGM	FGA	PCT	FTM	FTA	PCT	OR	DR	TR	AVG	AST	AVG	TO	STL	BLK	PTS	AVG
75-76	34	10.9	22	65	.338	26	30	.867	7	16	23	0.7	48	1.4	—	15	0	70	2.1

PLAYOFFS

75-76	17	8.0	10	30	.333	11	14	.786	5	8	13	0.8	21	1.2	—	2	0	31	1.8
-------	----	-----	----	----	------	----	----	------	---	---	----	-----	----	-----	---	---	---	----	-----

27	Malcolm Mackey					6'9"			248 lbs.		F	Georgia Tech				
----	----------------	--	--	--	--	------	--	--	----------	--	---	--------------	--	--	--	--

Acquired: 1st rd., 1993 NBA Draft (27th Overall). Departed: Waived 11/2/94.

YEAR	G	MIN	FGM	FGA	PCT	FTM	FTA	PCT	OR	DR	TR	AVG	AST	AVG	TO	STL	BLK	PTS	AVG
'93-94	22	3.1	14	37	.378	4	8	.500	12	12	24	1.1	1	.04	2	0	3	32	1.5

25	Don MacLean					6'10"			235 lbs.		F	UCLA				
----	-------------	--	--	--	--	-------	--	--	----------	--	---	------	--	--	--	--

Acquired: Signed as free agent 3/13/00. Departed: Contract expired on 6/30/00.

YEAR	G	MIN	FGM	FGA	PCT	FTM	FTA	PCT	OR	DR	TR	AVG	AST	AVG	TO	STL	BLK	PTS	AVG
'99-00	16	8.9	18	49	.367	4	6	.667	0	17	23	1.4	8	0.5	8	2	1	42	2.6

4	Kyle Macy					6'3"			195 lbs.		G	Kentucky				
---	-----------	--	--	--	--	------	--	--	----------	--	---	----------	--	--	--	--

Acquired: 1st rd., 1979 NBA Draft (22nd Overall). Departed: Signed as free agent by Chicago 10/4/85; Suns waived right of first refusal for two 2nd rd. picks.

YEAR	G	MIN	FGM	FGA	PCT	FTM	FTA	PCT	OR	DR	TR	AVG	AST	AVG	TO	STL	BLK	PTS	AVG
'80-81	82	17.9	272	532	.511	107	119	.859	44	88	132	1.6	160	2.0	95	76	5	663	8.1
'81-82	82	34.7	486	945	.514	152	169	.899	78	183	261	3.2	384	4.7	125	143	9	1163	14.2
'82-83	82	22.4	328	634	.517	129	148	.872	41	124	165	2.0	276	3.4	90	64	8	808	9.9
'83-84	82	29.3	357	713	.501	95	114	.833	49	137	186	2.3	353	4.3	116	123	6	832	10.1
'84-85	65	31.0	282	582	.485	127	140	.907	33	146	179	2.8	380	5.8	111	85	3	714	11.0
TOTALS	393	26.9	1725	3406	.506	610	690	.884	245	678	923	2.3	1555	4.0	537	491	31	4180	10.6

PLAYOFFS

'80-81	7	14.6	19	36	.528	7	7	1.000	2	11	13	1.9	11	1.6	7	5	0	49	7.0
'81-82	7	34.7	38	89	.427	15	16	.938	11	11	22	3.1	28	4.0	13	7	1	95	13.6
'82-83	3	24.0	15	35	.429	5	7	.714	2	6	8	2.7	9	3.0	1	1	0	35	11.7
'83-84	17	36.5	77	157	.490	12	16	.750	14	40	54	3.2	98	5.8	25	22	2	176	10.4
'84-85	3	28.3	13	26	.500	4	5	.800	3	5	8	2.7	9	3.0	6	6	0	31	10.3
TOTALS	37	30.3	162	343	.472	43	51	.843	32	73	105	2.8	155	4.2	52	41	3	386	10.4

9	Dan Majerte					6'6"			220 lbs.		G/F	Central Michigan				
---	-------------	--	--	--	--	------	--	--	----------	--	-----	------------------	--	--	--	--

Acquired: 1st rd., 1988 NBA Draft (14th Overall); Signed as free agent 7/19/01. Departed: To Cleveland 10/7/95 with Antonio Lang, 1st rd. pick for John "Hot Rod" Williams; Retired after 2001-02 season.

YEAR	G	MIN	FGM	FGA	PCT	FTM	FTA	PCT	OR	DR	TR	AVG	AST	AVG	TO	STL	BLK	PTS	AVG
'88-89	54	25.5	181	432	.419	78	127	.614	62	147	209	3.9	130	2.4	63	14	48	467	8.6
'89-90	73	30.7	296	698	.424	198	260	.762	144	286	430	5.9	188	2.6	100	32	82	809	11.1
'90-91	77	29.6	397	821	.484	227	298	.762	168	250	418	5.4	216	2.8	106	40	114	1051	13.6
'91-92	82	34.8	551	1153	.478	229	303	.756	148	335	483	5.9	274	3.3	131	43	101	1418	17.3
'92-93	82	39.0	509	1096	.464	203	261	.778	120	263	383	4.7	311	3.8	138	33	133	1388	16.9
'93-94	80	40.0	476	1138	.418	176	238	.739	120	229	349	4.4	275	3.4	129	43	137	1320	16.5
'94-95	82	37.7	438	1031	.425	206	282	.730	104	271	375	4.6	340	4.1	96	38	105	1281	15.6
'01-02	65	18.2	99	289	.343	23	39	.590	28	148	176	2.7	90	1.4	35	48	15	300	4.6
TOTALS	595	32.6	2947	6658	.443	1340	1808	.741	894	1929	2823	4.7	1824	3.1	798	811	258	8034	13.5

PLAYOFFS

'88-89	12	34.4	63	144	.438	38	48	.792	22	35	57	4.8	14	1.2	13	4	15	172	14.3
'89-90	16	29.9	73	150	.487	51	65	.785	30	51	81	5.1	34	2.1	20	2	18	201	12.6
'90-91	4	27.5	12	32	.375	14	19	.737	6	9	15	3.8	7	1.8	5	1	2	42	10.5
'91-92	7	38.0	48	111	.432	25	26	.962	13	31	44	6.3	20	2.9	10	0	9	130	18.6
'92-93	24	44.6	134	311	.431	48	69	.696	29	111	140	5.8	88	3.7	33	28	32	370	15.4
'93-94	10	41.0	46	127	.362	11	16	.688	15	28	43	4.3	24	2.4	11	4	10	123	12.3
'94-95	10	30.7	27	73	.370	12	17	.706	8	23	31	3.1	17	1.7	14	3	9	82	8.2
TOTALS	83	36.1	403	948	.425	199	260	.765	123	288	411	5.0	204	2.5	106	42	95	1120	13.5

15 Danny Manning 6'10" 244 lbs. F Kansas

Acquired: Signed as free agent 9/8/94. **Departed:** To Orlando 8/5/99 with Pat Garrity and two 1st rd. picks for Anfernee "Penny" Hardaway.

YEAR	G	MIN	FGM	FGA	PCT	FTM	FTA	PCT	OR	DR	TR	AVG	AST	AVG	TO	STL	BLK	PTS	AVG
'94-95	46	1510	340	622	.547	136	202	.673	97	179	276	6.0	154	3.3	121	41	57	822	17.9
'95-96	33	1816	178	388	.459	82	109	.752	30	113	143	4.3	65	2.0	77	38	24	441	13.4
'96-97	77	2134	426	795	.536	181	251	.721	137	332	469	6.1	173	2.2	161	81	74	1040	13.5
'97-98	70	1794	390	756	.516	167	226	.739	110	282	392	5.6	139	2.0	100	71	46	947	13.5
'98-99	50	1184	187	386	.484	78	112	.696	62	157	219	4.4	113	2.3	69	36	38	453	9.1
TOTALS	276	7438	1521	2947	.516	644	900	.716	436	1063	1499	5.4	644	2.3	267	239	528	3703	13.4

PLAYOFFS

'95-96	4	22.5	22	48	.458	5	8	.625	4	7	11	2.8	5	1.3	6	4	1	49	12.3
'96-97	5	23.2	26	45	.578	14	15	.933	4	26	30	6.0	7	1.4	8	4	7	66	13.2
'98-99	3	26.3	14	24	.583	10	13	.769	0	5	5	1.7	6	2.0	3	4	0	38	12.7
TOTALS	12	23.8	62	118	.525	29	36	.806	8	38	46	3.8	18	1.5	17	12	8	115	12.8

3 Stephon Marbury 6'2" 205 lbs. G Georgia Tech

Acquired: From New Jersey 7/18/01 with Soumaila Samake, Johnny Newman for Jason Kidd, Chris Dudley. **Departed:** To New York 1/5/04 with Anfernee Hardaway, Cezary Trybanski for Antonio McDyess, Howard Eisley, Charlie Ward, Maciej Lampe, the draft rights to Milos Vujanic, two future 1st rd. picks and cash.

YEAR	G	MIN	FGM	FGA	PCT	FTM	FTA	PCT	OR	DR	TR	AVG	AST	AVG	TO	STL	BLK	PTS	AVG
'01-02	82	38.9	625	1413	.442	353	452	.781	75	191	266	3.2	666	8.1	284	77	13	1674	20.4
'02-03	81	40.0	671	1530	.439	375	467	.803	53	210	263	3.2	654	8.1	263	108	20	1806	22.3
'03-04	34	41.6	262	606	.432	147	185	.795	19	98	117	3.4	281	8.3	97	64	5	708	20.8
TOTALS	197	39.8	1558	3549	.439	875	1104	.793	147	399	646	3.3	1601	8.1	644	249	38	4188	21.3

PLAYOFFS

'02-03	6	45.3	51	136	.375	25	33	.758	6	18	24	4.0	34	5.7	623	7	0	132	22.0
--------	---	------	----	-----	------	----	----	------	---	----	----	-----	----	-----	-----	---	---	-----	------

31 Shawn Marion 6'7" 228 lbs. F Nevada-Las Vegas

Acquired: 1st Rd. (9th overall) 1999 NBA Draft **Departed:** To Miami 2/6/08 with Marcus Banks for Shaquille O'Neal.

YEAR	G	MIN	FGM	FGA	PCT	FTM	FTA	PCT	OR	DR	TR	AVG	AST	AVG	TO	STL	BLK	PTS	AVG
'99-00	51	24.7	222	471	.471	72	85	.847	105	227	332	6.5	69	1.4	51	38	53	520	10.2
'00-01	79	36.2	557	1160	.480	234	289	.810	220	628	848	10.7	160	2.0	129	132	108	1369	17.3
'01-02	81	38.4	654	1395	.469	191	226	.845	211	592	803	9.9	162	2.0	144	149	86	1547	19.1
'02-03	81	41.6	662	1466	.452	251	295	.851	199	574	773	9.5	198	2.4	157	185	95	1716	21.2
'03-04	79	40.7	590	1341	.440	228	268	.851	212	525	737	9.3	214	2.7	156	167	104	1498	19.0
'04-05	81	38.8	613	1289	.476	229	275	.833	235	680	915	11.3	154	1.9	125	163	119	1569	19.4
'05-06	81	40.3	716	1365	.525	241	298	.809	249	710	959	11.8	143	1.8	125	160	137	1769	21.8
'06-07	80	37.6	561	1071	.524	201	248	.810	172	613	785	9.8	134	1.7	114	156	122	1403	17.5
'07-08	47	36.4	404	578	.526	77	108	.713	86	378	464	9.9	98	2.1	49	95	70	743	15.8
TOTALS	660	37.8	4879	10136	.481	1724	2092	.824	1689	4927	6616	10.0	1332	2.0	1050	1245	894	1214	18.4

PLAYOFFS

'99-00	9	31.2	36	86	.419	9	11	.818	21	58	79	8.8	7	0.8	7	6	14	82	9.1
'00-01	4	34.8	23	62	.371	12	14	.857	10	23	33	8.3	3	0.8	6	6	6	59	14.8
'02-03	6	47.0	40	10	.374	22	26	.846	21	49	70	11.7	12	2.0	13	11	11	111	18.5
'04-05	15	42.3	108	223	.484	30	39	.769	46	131	177	11.8	23	1.5	21	21	26	264	17.6
'05-06	20	42.5	163	333	.489	59	67	.881	57	176	233	11.7	31	1.6	22	37	23	407	20.4
'06-07	11	41.4	76	152	.500	22	33	.667	27	87	114	10.4	13	1.2	12	16	19	186	16.9
TOTALS	65	40.6	446	963	.463	154	190	.811	182	524	706	10.9	89	1.4	81	97	99	1109	17.1

4 Sean Marks 6'10" 250 lbs. F/C California

Acquired: Signed as free agent 11/27/84. **Departed:** Contract expired on 6/30/08.

YEAR	G	MIN	FGM	FGA	PCT	FTM	FTA	PCT	OR	DR	TR	AVG	AST	AVG	TO	STL	BLK	PTS	AVG
'06-07	3	5.7	2	6	.333	2	2	1.000	0	3	3	1.0	0	0.0	0	0	1	6	2.0
'07-08	19	6.8	23	43	.535	12	19	.632	9	27	36	1.9	4	0.2	8	3	10	59	3.1
TOTALS	22	6.7	25	49	.510	14	21	.667	9	30	39	1.8	4	0.2	8	3	11	65	3.0

PLAYOFFS

'07-08	1	3.0	0	0	—	0	0	—	0	0	0	0.0	0	0.0	0	0	0	0	0.0
--------	---	-----	---	---	---	---	---	---	---	---	---	-----	---	-----	---	---	---	---	-----

12 Kendall Marshall 6'4" 200 lbs. G North Carolina

Acquired: 1st rd., 2012 NBA Draft (13th overall). **Departed:** To Washington on 10/25/13 with Shannon Brown, Marcin Gortat and Malcolm Lee for Emeka Okafor and a protected 2014 1st rd. pick.

YEAR	G	MIN	FGM	FGA	PCT	FTM	FTA	PCT	OR	DR	TR	AVG	AST	AVG	TO	STL	BLK	PTS	AVG
'12-13	48	14.6	56	151	.371	8	14	.571	4	38	42	0.9	143	3.0	57	22	4	143	3.0

26 Bill Martin 6'7" 205 lbs. F Georgetown

Acquired: Signed as free agent 6/11/87. **Departed:** Waived 12/26/87.

YEAR	G	MIN	FGM	FGA	PCT	FTM	FTA	PCT	OR	DR	TR	AVG	AST	AVG	TO	STL	BLK	PTS	AVG
'87-88	10	10.1	16	51	.314	8	13	.615	9	18	27	2.7	6	0.6	9	5	0	40	4.0

0 Walter McCarty 6'10" 230 lbs. F Kentucky

Acquired: From Boston 2/8/05 for 2005 2nd rd. pick (via Golden State). **Departed:** Contract expired 6/30/05.

YEAR	G	MIN	FGM	FGA	PCT	FTM	FTA	PCT	OR	DR	TR	AVG	AST	AVG	TO	STL	BLK	PTS	AVG
'04-05	28	12.6	33	85	.388	7	14	.500	8	53	61	2.2	11	0.4	19	10	6	98	3.5

PLAYOFFS

'04-05	8	6.9	2	9	.222	0	2	.000	0	6	6	0.8	3	0.4	1	2	2	6	0.8
--------	---	-----	---	---	------	---	---	------	---	---	---	-----	---	-----	---	---	---	---	-----

2014 - 15 PHOENIX SUNS

12	Ted McClain					6'3"		185 lbs.		G	Tennessee State									
----	-------------	--	--	--	--	------	--	----------	--	---	-----------------	--	--	--	--	--	--	--	--	--

Acquired: Signed as free agent 1/15/79. Departed: Waived 9/4/79.

YEAR	G	MIN	FGM	FGA	PCT	FTM	FTA	PCT	OR	DR	TR	AVG	AST	AVG	TO	STL	BLK	PTS	AVG
'78-79	36	12.9	62	132	.470	42	46	.913	25	44	69	1.9	60	1.7	54	19	0	166	4.6

PLAYOFFS

'78-79	14	7.4	15	34	.441	13	16	.813	5	11	16	1.1	13	0.9	16	6	0	43	3.1
--------	----	-----	----	----	------	----	----	------	---	----	----	-----	----	-----	----	---	---	----	-----

21	George McCloud					6'8"		225 lbs.		F	Florida State									
----	----------------	--	--	--	--	------	--	----------	--	---	---------------	--	--	--	--	--	--	--	--	--

Acquired: Signed as free agent 8/27/97. Departed: Contract expired on 6/30/99.

YEAR	G	MIN	FGM	FGA	PCT	FTM	FTA	PCT	OR	DR	TR	AVG	AST	AVG	TO	STL	BLK	PTS	AVG
'97-98	63	19.3	173	427	.405	39	51	.765	45	173	218	3.5	84	1.3	63	54	13	456	7.2
'98-99	48	25.9	142	324	.438	75	87	.862	34	128	162	3.4	79	1.6	49	45	14	428	8.9
TOTALS	111	22.1	315	751	.419	114	138	.826	79	301	380	3.4	163	1.5	102	99	27	884	8.0

PLAYOFFS

'97-98	4	31.5	21	41	.512	3	4	.750	2	17	19	4.8	8	2.0	6	1	1	57	14.3
'98-99	3	26.7	13	30	.433	7	10	.700	2	11	13	4.3	2	0.7	3	5	0	42	14.0
TOTALS	7	29.4	34	71	.479	10	14	.714	4	28	32	4.6	10	1.4	9	6	1	99	14.1

8	John McCullough					6'4"		195 lbs.		G	Oklahoma									
---	-----------------	--	--	--	--	------	--	----------	--	---	----------	--	--	--	--	--	--	--	--	--

Acquired: Signed as free agent 10/26/81. Departed: Waived 12/18/81.

YEAR	G	MIN	FGM	FGA	PCT	FTM	FTA	PCT	OR	DR	TR	AVG	AST	AVG	TO	STL	BLK	PTS	AVG
'81-82	8	2.9	9	13	.692	3	5	.600	1	3	4	0.5	3	0.4	3	2	0	21	2.6

35	Xavier McDaniel					6'8"		205 lbs.		F	Wichita State									
----	-----------------	--	--	--	--	------	--	----------	--	---	---------------	--	--	--	--	--	--	--	--	--

Acquired: From Seattle 12/7/90 for Eddie Johnson, two 1st rd. picks. Departed: To New York 10/1/91 for Trent Tucker, Jerrod Mustaf and two 2nd rd. picks.

YEAR	G	MIN	FGM	FGA	PCT	FTM	FTA	PCT	OR	DR	TR	AVG	AST	AVG	TO	STL	BLK	PTS	AVG
'90-91	66	31.9	451	896	.503	144	198	.727	137	339	476	7.2	149	2.3	144	50	42	1046	15.8

PLAYOFFS

'90-91	4	25.3	17	41	.415	4	6	.667	4	11	15	3.8	5	1.3	10	0	2	38	9.5
--------	---	------	----	----	------	---	---	------	---	----	----	-----	---	-----	----	---	---	----	-----

34/14	Antonio McDyess					6'9"		220 lbs.		F	Alabama									
-------	-----------------	--	--	--	--	------	--	----------	--	---	---------	--	--	--	--	--	--	--	--	--

Acquired: From Denver 10/1/97 in three-team deal. Suns sent Wesley Person & Tony Dumas to Cleveland & four draft picks to Denver: two 1st rd. picks (their own in 1998 & Milwaukee's in either 1998 or 1999) & two 2nd rd. picks (2000 & 2002). Cleveland also sent a 1st rd. pick to Denver; From New York 1/5/04 with Howard Eisley, Charlie Ward, Maciej Lampe, draft rights to Milos Vujanec, two future 1st rd. picks, cash for Stephon Marbury, Anfernee Hardaway, Cezary Trybanski. Departed: Contract expired on 6/30/98. Contract expired on 6/30/04.

YEAR	G	MIN	FGM	FGA	PCT	FTM	FTA	PCT	OR	DR	TR	AVG	AST	AVG	TO	STL	BLK	PTS	AVG
'97-98	81	30.1	497	927	.536	231	329	.702	206	407	613	7.6	106	1.3	142	100	135	1225	15.1
'03-04	24	21.1	61	126	.484	16	31	.516	39	99	138	5.8	16	0.7	30	25	13	138	5.8
TOTALS	105	28.1	558	1053	.525	247	360	.686	245	506	751	7.2	122	1.2	172	125	148	1363	13.0

PLAYOFFS

'97-98	4	36.8	31	65	.477	9	14	.643	18	35	53	13.3	4	1.0	5	2	6	71	17.8
--------	---	------	----	----	------	---	----	------	----	----	----	------	---	-----	---	---	---	----	------

40	Mike McGee					6'5"		207 lbs.		G	Michigan									
----	------------	--	--	--	--	------	--	----------	--	---	----------	--	--	--	--	--	--	--	--	--

Acquired: Signed as free agent 3/26/90. Departed: Waived 7/1/90.

YEAR	G	MIN	FGM	FGA	PCT	FTM	FTA	PCT	OR	DR	TR	AVG	AST	AVG	TO	STL	BLK	PTS	AVG
'89-90	14	20.0	42	87	.483	10	21	.476	11	25	36	2.6	16	1.1	14	8	1	102	7.3

PLAYOFFS

'89-90	10	4.4	7	20	.350	1	4	.250	1	3	4	0.4	2	0.2	—	1	1	18	1.8
--------	----	-----	---	----	------	---	---	------	---	---	---	-----	---	-----	---	---	---	----	-----

40	Stan McKenzie					6'5"		195 lbs.		G	New York U.									
----	---------------	--	--	--	--	------	--	----------	--	---	-------------	--	--	--	--	--	--	--	--	--

Acquired: 1968 NBA Expansion Draft from Baltimore. Departed: 1970 NBA Expansion Draft by Portland.

YEAR	G	MIN	FGM	FGA	PCT	FTM	FTA	PCT	OR	DR	TR	AVG	AST	AVG	TO	STL	BLK	PTS	AVG
'68-69	80	19.6	264	618	.427	219	287	.763	—	—	251	3.1	123	1.5	—	—	—	747	9.3
'69-70	58	9.1	81	206	.393	58	73	.795	—	—	93	1.6	52	0.9	—	—	—	220	3.8
TOTALS	138	15.2	345	824	.419	277	360	.769	—	—	344	2.5	175	1.3	—	—	—	967	7.0

PLAYOFFS

'69-70	7	10.1	8	29	.276	4	5	.800	—	—	9	1.3	3	0.4	—	—	—	20	2.9
--------	---	------	---	----	------	---	---	------	---	---	---	-----	---	-----	---	---	---	----	-----

34	McCoy McLemore					6'7"		235 lbs.		F	Drake									
----	----------------	--	--	--	--	------	--	----------	--	---	-------	--	--	--	--	--	--	--	--	--

Acquired: 1968 NBA Expansion Draft from Chicago. Departed: To Detroit 12/17/68 for Jim Fox & 3rd rd. pick.

YEAR	G	MIN	FGM	FGA	PCT	FTM	FTA	PCT	OR	DR	TR	AVG	AST	AVG	TO	STL	BLK	PTS	AVG
'68-69	31	22.9	141	366	.385	85	110	.773	—	—	168	5.4	50	1.6	—	—	—	367	11.8

23	Paul McPherson					6'2"		225 lbs.		G	DePaul									
----	----------------	--	--	--	--	------	--	----------	--	---	--------	--	--	--	--	--	--	--	--	--

Acquired: Signed as free agent 8/23/00. Departed: To Golden State 1/26/01 with Corie Blount, Ruben Garces for Vinny Del Negro.

YEAR	G	MIN	FGM	FGA	PCT	FTM	FTA	PCT	OR	DR	TR	AVG	AST	AVG	TO	STL	BLK	PTS	AVG
'00-01	33	9.3	47	96	.490	18	24	.750	20	28	48	1.5	64	0.5	23	12	3	112	3.4

25	Gary Melchionni					6'3"		185 lbs.		G	Duke									
----	-----------------	--	--	--	--	------	--	----------	--	---	------	--	--	--	--	--	--	--	--	--

Acquired: 2nd rd., 1973 NBA Draft (38th Overall). Departed: Waived 10/24/75.

YEAR	G	MIN	FGM	FGA	PCT	FTM	FTA	PCT	OR	DR	TR	AVG	AST	AVG	TO	STL	BLK	PTS	AVG
'73-74	69	18.1	202	439	.460	92	107	.860	46	96	142	2.1	142	2.1	—	41	9	496	7.2
'74-75	68	22.5	232	539	.430	114	141	.809	45	142	187	2.8	156	2.3	—	48	12	578	8.5
TOTALS	137	20.3	434	978	.443	206	248	.831	91	238	329	2.4	298	2.2	—	89	21	1074	7.8

40 Loren Meyer 6'10" 260 lbs. F Iowa State

Acquired: From Dallas 12/26/96 with Jason Kidd, Tony Dumas for Sam Cassell, Michael Finley, A.C. Green, 2nd rd. pick. **Departed:** Contract expired on 6/30/98.

YEAR	G	MIN	FGM	FGA	PCT	FTM	FTA	PCT	OR	DR	TR	AVG	AST	AVG	TO	STL	BLK	PTS	AVG
'96-97	54	13.1	108	244	.443	46	64	.719	53	92	145	2.7	19	0.4	62	11	15	266	4.9

20 Marko Milic 6'6" 235 lbs. G/F Smelt Olimpija

Acquired: From Philadelphia 11/21/97 for Tom Chambers. **Departed:** Contract expired on 6/30/99.

YEAR	G	MIN	FGM	FGA	PCT	FTM	FTA	PCT	OR	DR	TR	AVG	AST	AVG	TO	STL	BLK	PTS	AVG
'97-98	33	4.9	39	64	.609	11	17	.647	10	15	25	0.8	12	0.4	21	10	0	92	2.8
'98-99	11	4.8	8	20	.400	0	0	—	3	2	5	0.5	2	0.2	6	3	1	16	1.5
TOTALS	44	4.8	47	84	.560	11	17	.647	13	17	30	0.7	14	0.3	27	13	1	108	2.5

PLAYOFFS

'97-98	2	2.0	2	3	.667	0	0	—	0	1	1	0.5	0	—	0	1	0	4	2.0
--------	---	-----	---	---	------	---	---	---	---	---	---	-----	---	---	---	---	---	---	-----

8 Oliver Miller 6'9" 315 lbs. C Arkansas

Acquired: 1st rd., 1992 NBA Draft (22nd Overall); Signed as free agent 8/1/99. **Departed:** Signed as free agent 9/20/94 by Detroit; Contract expired on 6/30/00.

YEAR	G	MIN	FGM	FGA	PCT	FTM	FTA	PCT	OR	DR	TR	AVG	AST	AVG	TO	STL	BLK	PTS	AVG
'92-93	56	19.0	121	255	.475	71	100	.710	70	205	275	4.9	118	2.1	108	38	100	313	5.6
'93-94	69	25.9	277	455	.609	80	137	.584	140	336	476	6.9	244	3.5	164	83	156	636	9.2
'99-00	51	21.3	137	233	.588	49	73	.671	87	174	261	5.1	68	1.3	74	42	80	323	6.3
TOTALS	176	22.4	535	943	.567	200	310	.645	297	715	1012	5.8	430	2.4	272	163	336	1272	7.2

PLAYOFFS

'92-93	24	21.4	71	121	.587	31	55	.564	33	91	124	5.2	51	2.1	42	21	59	173	7.2
'93-94	10	14.6	16	27	.593	3	7	.429	14	30	44	4.4	13	1.3	13	6	12	35	3.5
'99-00	7	5.3	2	9	.222	2	4	.500	2	6	8	1.1	1	0.1	2	0	2	6	0.9
TOTALS	41	16.7	89	157	.567	36	66	.545	49	127	156	3.8	65	1.6	57	27	73	214	5.2

34 Otto Moore 6'11" 220 lbs. F Pan American

Acquired: From Detroit 4/12/71 for future considerations. **Departed:** To Houston 4/7/72 for 1st rd. pick.

YEAR	G	MIN	FGM	FGA	PCT	FTM	FTA	PCT	OR	DR	TR	AVG	AST	AVG	TO	STL	BLK	PTS	AVG
'71-72	81	1624	260	597	.436	94	156	.603	—	—	540	6.7	88	1.1	—	—	—	614	7.6

53 Ron Moore 6'10" 245 lbs. F West Virginia State

Acquired: From Detroit 2/24/88 with 2nd rd. pick for James Edwards. **Departed:** Contract expired on 8/29/88.

YEAR	G	MIN	FGM	FGA	PCT	FTM	FTA	PCT	OR	DR	TR	AVG	AST	AVG	TO	STL	BLK	PTS	AVG
'87-88	5	6.8	5	16	.313	4	4	1.000	0	6	6	1.2	0	0.0	1	3	0	14	2.8

34 Chris Morris 6'8" 228 lbs. F Auburn

Acquired: Signed as free agent 2/3/99. **Departed:** Contract expired on 6/30/99.

YEAR	G	MIN	FGM	FGA	PCT	FTM	FTA	PCT	OR	DR	TR	AVG	AST	AVG	TO	STL	BLK	PTS	AVG
'98-99	44	12.2	64	149	.430	40	46	.870	54	67	121	2.8	23	0.5	21	16	11	184	4.2

PLAYOFFS

'98-99	1	10.0	2	2	1.000	0	2	.000	0	1	1	1.0	0	0.0	0	0	0	5	5.0
--------	---	------	---	---	-------	---	---	------	---	---	---	-----	---	-----	---	---	---	---	-----

32 Mike Morrison 6'4" 195 lbs. G Loyola (Md.)

Acquired: 2nd rd., 1989 NBA Draft (51st Overall). **Departed:** To Washington 9/28/90 for 2nd rd. pick.

YEAR	G	MIN	FGM	FGA	PCT	FTM	FTA	PCT	OR	DR	TR	AVG	AST	AVG	TO	STL	BLK	PTS	AVG
'89-90	36	4.3	23	68	.338	24	30	.800	7	13	20	0.6	11	0.3	23	2	0	72	2.0

0 Jerrod Mustaf 6'10" 245 lbs. F Maryland

Acquired: From NY 10/1/91 with Trent Tucker & two 2nd rd. picks for Xavier McDaniel. **Departed:** Waived 9/15/94.

YEAR	G	MIN	FGM	FGA	PCT	FTM	FTA	PCT	OR	DR	TR	AVG	AST	AVG	TO	STL	BLK	PTS	AVG
'91-92	52	10.5	92	193	.477	75	117	.641	95	161	256	3.2	82	1.0	104	42	71	529	6.6
'92-93	32	10.5	57	130	.438	33	53	.623	29	54	83	2.6	10	0.3	22	14	11	147	4.6
'93-94	33	5.9	30	84	.357	13	22	.591	20	35	55	1.7	8	0.2	10	4	5	73	2.2
TOTALS	117	9.2	179	407	.439	95	146	.651	94	189	283	2.4	63	0.5	83	39	32	453	3.9

PLAYOFFS

'92-93	7	1.4	3	5	.600	0	0	—	0	2	2	0.3	0	—	0	0	1	6	0.9
--------	---	-----	---	---	------	---	---	---	---	---	---	-----	---	---	---	---	---	---	-----

22 Larry Nance 6'10" 217 lbs. F Clemson

Acquired: 1st rd., 1981 NBA Draft (20th Overall). **Departed:** To Cleveland 2/25/88 with Mike Sanders and Detroit's 1st rd. pick for Kevin Johnson, Mark West, Cleveland's 1st & 2nd rd. picks and Lakers' 2nd rd. pick.

YEAR	G	MIN	FGM	FGA	PCT	FTM	FTA	PCT	OR	DR	TR	AVG	AST	AVG	TO	STL	BLK	PTS	AVG
'81-82	80	14.8	227	436	.521	75	117	.641	95	161	256	3.2	82	1.0	104	42	71	529	6.6
'82-83	82	35.5	588	1069	.550	193	287	.672	239	471	710	8.7	197	2.4	190	99	217	1370	16.7
'83-84	82	35.4	601	1044	.576	249	352	.707	227	451	678	8.3	214	2.6	177	86	173	1451	17.7
'84-85	61	36.1	515	877	.587	180	254	.709	195	341	536	8.8	159	2.6	136	88	104	1211	19.9
'85-86	73	34.0	582	1001	.581	310	444	.698	169	449	618	8.5	240	3.3	210	70	130	1474	20.2
'86-87	69	37.2	585	1062	.551	381	493	.773	188	411	599	8.7	233	3.4	149	86	148	1552	22.5
'87-88	40	36.9	327	616	.531	187	249	.751	119	275	394	9.9	123	3.1	106	45	96	843	21.1
TOTALS	487	32.3	3425	6105	.561	1575	2196	.717	1232	2559	3791	7.8	1248	2.6	1072	516	939	8430	17.3

PLAYOFFS

'81-82	7	18.3	25	41	.610	4	8	.500	13	19	32	4.6	7	1.0	12	10	11	54	7.7
'82-83	3	34.3	14	35	.400	8	10	.800	10	15	25	8.3	3	1.0	6	3	6	36	12.0
'83-84	17	37.2	118	200	.590	51	76	.671	51	97	148	8.7	40	2.4	31	16	34	287	16.9
TOTALS	27	32.0	157	276	.569	63	94	.670	74	131	205	7.6	50	1.9	49	29	51	377	14.0

2014-15 PHOENIX SUNS

13	Steve Nash				6'3"				178 lbs.				G	Santa Clara			
----	------------	--	--	--	------	--	--	--	----------	--	--	--	---	-------------	--	--	--

Acquired: 1st rd, 1996 NBA Draft (15th Overall); Signed as restricted free agent on 7/14/04. **Departed:** Traded to Dallas on 7/25/98 for Pat Garrity, Bubba Wells, Martin Muursepp and a future first-round pick; Signed and traded to Los Angeles Lakers on 7/11/12 for two future first-round picks, two future second-round picks and cash considerations.

YEAR	G	MIN	FGM	FGA	PCT	FTM	FTA	PCT	OR	DR	TR	AVG	AST	AVG	TO	STL	BLK	PTS	AVG
'96-97	65	13.3	74	175	.423	42	51	.824	16	47	63	1.0	138	2.1	63	20	0	213	3.3
'97-98	76	21.9	268	584	.459	74	86	.860	32	128	160	2.1	262	3.4	98	63	4	691	9.1
'04-05	75	34.3	430	857	.502	211	228	.887	57	192	249	3.3	861	11.5	245	74	6	1165	15.5
'05-06	79	35.4	541	1056	.512	257	279	.921	47	286	333	4.2	826	10.8	276	61	12	1489	18.8
'06-07	76	35.3	517	971	.532	222	247	.899	30	239	269	3.5	884	11.6	287	57	6	1412	18.6
'07-08	81	34.3	485	962	.504	222	245	.906	28	254	282	3.5	898	11.1	295	53	5	1371	16.9
'08-09	74	33.6	428	851	.503	196	210	.933	19	204	223	3.0	717	9.7	248	55	10	1160	15.7
'09-10	81	32.8	499	985	.507	211	225	.938	34	234	268	3.3	892	11.0	295	42	12	1333	16.5
'10-11	75	33.3	399	811	.492	227	249	.912	40	220	260	3.5	855	11.4	265	48	4	1106	14.7
'11-12	62	31.6	295	555	.532	127	142	.894	26	160	186	3.0	664	10.7	229	38	8	772	12.5
TOTALS	744	30.9	3936	7807	.504	1789	1962	.912	329	1964	2293	3.1	6997	9.4	2301	511	67	10712	14.4

PLAYOFFS

'96-97	4	3.8	2	9	.222	0	0	.000	1	0	1	0.3	1	0.3	2	1	1	5	1.3
'97-98	4	12.8	8	18	.444	5	8	.625	2	8	10	2.5	7	1.8	3	2	0	22	5.5
'04-05	15	40.6	140	269	.520	57	62	.919	9	63	72	4.8	170	11.3	70	14	3	358	23.9
'05-06	20	39.9	146	291	.502	83	91	.912	9	64	73	3.7	204	10.2	67	8	5	407	20.4
'06-07	11	37.5	74	160	.463	41	46	.891	4	31	35	3.2	146	13.3	48	4	1	208	18.9
'07-08	5	36.6	32	70	.457	11	12	.917	1	13	14	2.8	39	7.8	12	2	1	81	16.2
'09-10	16	33.7	99	191	.518	67	75	.893	6	46	52	3.3	161	10.1	60	4	1	284	17.8
TOTALS	75	34.8	501	1008	.497	264	294	.898	32	225	257	3.4	728	9.7	262	35	12	1365	18.2

45	Ed Nealy				6'7"				240 lbs.				F	Kansas State			
----	----------	--	--	--	------	--	--	--	----------	--	--	--	---	--------------	--	--	--

Acquired: From Chicago 12/14/88 with 2nd rd. pick for Craig Hodges. **Departed:** Waived 11/5/92.

YEAR	G	MIN	FGM	FGA	PCT	FTM	FTA	PCT	OR	DR	TR	AVG	AST	AVG	TO	STL	BLK	PTS	AVG
'88-89	30	5.5	8	29	.276	3	7	.429	18	37	55	1.8	8	0.3	6	4	0	19	0.6
'90-91	55	10.4	45	97	.464	28	38	.737	44	107	151	2.7	36	0.7	19	24	4	123	2.2
'91-92	52	9.7	62	121	.512	16	24	.667	25	86	111	2.1	37	0.7	17	16	2	160	3.1
TOTALS	137	9.1	115	247	.466	47	69	.681	87	230	317	2.3	81	0.6	42	44	6	302	2.2

PLAYOFFS

'88-89	4	1.5	1	3	.333	0	0	.000	1	2	3	0.8	0	0.0	0	0	0	2	0.5
'90-91	2	10.0	1	5	.200	0	0	.000	2	3	5	2.5	0	0.0	1	0	0	2	1.0
'91-92	8	8.4	7	18	.389	4	4	1.00	4	14	18	2.3	4	0.5	0	3	0	23	2.9
TOTALS	14	3.1	9	26	.346	4	4	1.00	7	19	26	1.9	4	0.3	1	3	0	27	1.9

40	Mike Niles				6'6"				225 lbs.				F	Cal-State Fullerton			
----	------------	--	--	--	------	--	--	--	----------	--	--	--	---	---------------------	--	--	--

Acquired: Signed as free agent 7/8/80. **Departed:** Waived 6/18/81.

YEAR	G	MIN	FGM	FGA	PCT	FTM	FTA	PCT	OR	DR	TR	AVG	AST	AVG	TO	STL	BLK	PTS	AVG
'80-81	44	5.3	48	138	.348	17	37	.459	26	32	58	1.3	15	0.3	25	8	1	115	2.6

PLAYOFFS

'80-81	2	2.0	0	5	.000	0	0	.000	0	0	0	0.0	0	0.0	0	1	0	0	0.0
--------	---	-----	---	---	------	---	---	------	---	---	---	-----	---	-----	---	---	---	---	-----

11	Jimmy Oliver				6'5"				208 lbs.				G	Purdue			
----	--------------	--	--	--	------	--	--	--	----------	--	--	--	---	--------	--	--	--

Acquired: Signed as free agent 4/1/99. **Departed:** Waived 4/7/99.

YEAR	G	MIN	FGM	FGA	PCT	FTM	FTA	PCT	OR	DR	TR	AVG	AST	AVG	TO	STL	BLK	PTS	AVG
'98-99	2	5.5	1	3	.333	0	0	—	0	0	0	0.0	0	0.0	0	0	0	3	1.5

20	Jermaine O'Neal				6'11"				260 lbs.				C	Eau Claire H.S. (S.C.)			
----	-----------------	--	--	--	-------	--	--	--	----------	--	--	--	---	------------------------	--	--	--

Acquired: Signed as free agent 8/15/12. **Departed:** Contract expired 6/30/13.

YEAR	G	MIN	FGM	FGA	PCT	FTM	FTA	PCT	OR	DR	TR	AVG	AST	AVG	TO	STL	BLK	PTS	AVG
'12-13	55	18.7	179	371	.482	96	115	.835	82	211	293	5.3	42	0.8	73	19	78	454	8.3

32	Shaquille O'Neal				7'1"				325 lbs.				C	Louisiana State			
----	------------------	--	--	--	------	--	--	--	----------	--	--	--	---	-----------------	--	--	--

Acquired: From Miami 2/6/08 in exchange for Shawn Marion and Marcus Banks.

Departed: To Cleveland 6/25/09 for Ben Wallace, Sasha Pavlovic, a future conditional second-round pick and cash considerations.

YEAR	G	MIN	FGM	FGA	PCT	FTM	FTA	PCT	OR	DR	TR	AVG	AST	AVG	TO	STL	BLK	PTS	AVG
'07-08	28	28.7	140	229	.611	82	160	.512	67	229	296	10.6	48	1.7	83	13	34	362	12.9
'08-09	75	30.0	512	841	.609	309	519	.595	187	446	633	8.4	126	1.7	168	49	108	1333	17.8
TOTALS	103	29.7	652	1070	.609	391	679	.576	254	675	929	9.2	174	1.7	251	62	142	1695	16.5

PLAYOFFS

'07-08	5	30.0	22	50	.440	32	64	.500	13	33	46	9.2	5	1.0	9	5	13	76	15.2
--------	---	------	----	----	------	----	----	------	----	----	----	-----	---	-----	---	---	----	----	------

45/46	Bo Outlaw				6'8"				220 lbs.				F	Houston			
-------	-----------	--	--	--	------	--	--	--	----------	--	--	--	---	---------	--	--	--

Acquired: From Orlando 11/16/01 with 1st rd. pick in three-team deal with Orlando, L.A. Clippers that sent Bud Buechner to Orlando and Vinny Del Negro to L.A. Clippers; Signed as free agent 11/8/04. **Departed:** To Memphis 9/30/03 with Jake Tsakalidis for Brevin Knight, Robert Archibald, Cezary Trybanski; Contract expired 6/30/05.

YEAR	G	MIN	FGM	FGA	PCT	FTM	FTA	PCT	OR	DR	TR	AVG	AST	AVG	TO	STL	BLK	PTS	AVG
'01-02	73	24.2	153	278	.550	35	84	.417	132	203	335	4.6	122	1.7	85	61	83	342	4.7
'02-03	80	22.5	153	278	.550	72	116	.621	134	234	368	4.6	112	1.4	76	50	71	378	4.7
'04-05	39	5.5	12	34	.353	5	9	.556	16	37	53	1.4	13	0.3	8	6	12	29	0.7
TOTALS	192	19.7	318	590	.539	112	209	.536	282	474	740	3.9	247	1.3	169	117	166	749	3.9

PLAYOFFS

'02-03	6	11.7	1	10	.100	2	4	.500	6	7	13	2.2	5	0.8	6	1	1	4	0.7
'04-05	1	2.0	0	1	.000	0	0	—	0	0	0	0.0	1	1.0	0	1	0	0	0.0
TOTALS	7	10.3	1	11	.090	2	4	.500	6	7	13	1.9	6	0.9	6	2	1	4	0.6

45 Jim Owens 6'5" 205 lbs. G Arizona State
Acquired: 8th rd., 1973 NBA Draft (128th Overall). **Departed:** Waived 7/15/75.

YEAR	G	MIN	FGM	FGA	PCT	FTM	FTA	PCT	OR	DR	TR	AVG	AST	AVG	TO	STL	BLK	PTS	AVG
73-74	17	5.9	21	39	.538	11	14	.786	1	8	9	0.5	15	0.9	—	5	0	53	3.1
74-75	41	10.5	96	145	.386	12	16	.750	7	36	43	1.0	49	1.2	—	16	2	124	3.0
TOTALS	58	9.2	77	184	.418	23	30	.767	8	44	52	0.9	64	1.1	—	21	2	177	3.1

10 Milt Palacio 6'3" 195 lbs. G Colorado State
Acquired: From Boston 2/20/02 with Joe Johnson, Randy Brown and 2002 1st rd. pick (Casey Jacobsen) for Rodney Rogers and Tony Delk.
Departed: To Cleveland 9/17/02 for a 2008 2nd rd. draft pick.

YEAR	G	MIN	FGM	FGA	PCT	FTM	FTA	PCT	OR	DR	TR	AVG	AST	AVG	TO	STL	BLK	PTS	AVG
01-02	28	9.7	30	79	.380	18	23	.783	3	20	23	0.8	29	1.0	16	9	1	79	2.8

1/17 Smush Parker 6'4" 180 lbs. G Fordham
Acquired: Signed a 10-day contract 1/19/05. **Departed:** Waived 2/4/05.

YEAR	G	MIN	FGM	FGA	PCT	FTM	FTA	PCT	OR	DR	TR	AVG	AST	AVG	TO	STL	BLK	PTS	AVG
04-05	5	6.8	7	15	.467	0	0	—	2	1	3	0.6	4	0.8	9	2	0	15	3.0

18 Curtis Perry 6'7" 220 lbs. F S.W. Missouri State
Acquired: From New Orleans Jazz 9/16/74 with Dennis Awtrye, Nate Hawthorne and 1st rd. pick for Neal Walk and 2nd rd. pick. **Departed:** Retired 9/13/78.

YEAR	G	MIN	FGM	FGA	PCT	FTM	FTA	PCT	OR	DR	TR	AVG	AST	AVG	TO	STL	BLK	PTS	AVG
74-75	79	34.0	437	917	.477	184	256	.719	347	593	940	11.9	186	2.4	—	108	78	1058	13.4
75-76	71	31.7	386	776	.497	175	239	.732	197	487	684	9.6	182	2.6	—	84	66	947	13.3
76-77	44	31.6	179	414	.432	112	142	.789	149	246	395	9.0	79	1.8	—	49	28	470	10.7
77-78	45	18.2	110	243	.453	51	65	.785	87	163	250	5.6	48	1.1	63	34	22	271	6.0
TOTALS	239	29.9	1112	2350	.473	522	702	.744	780	1489	2269	9.5	495	2.1	63	275	194	2786	11.7

PLAYOFFS

'75-76	19	32.4	99	218	.454	44	68	.647	63	83	146	7.7	36	1.9	—	12	17	242	12.7
--------	----	------	----	-----	------	----	----	------	----	----	-----	-----	----	-----	---	----	----	-----	------

2 Elliot Perry 6'0" 160 lbs. G Memphis
Acquired: Signed as free agent 1/22/94; Signed as free agent 12/8/00. **Departed:** To Milwaukee 8/25/96 for Marty Conlon & 1st rd. pick; Contract expired on 6/30/01.

YEAR	G	MIN	FGM	FGA	PCT	FTM	FTA	PCT	OR	DR	TR	AVG	AST	AVG	TO	STL	BLK	PTS	AVG
'93-94	27	16.0	42	113	.372	21	28	.750	12	27	39	1.4	125	4.6	43	25	1	105	3.9
'94-95	82	24.1	306	588	.520	158	195	.810	51	100	151	1.8	394	4.8	163	156	4	795	9.7
'95-96	81	20.6	261	549	.475	151	194	.778	34	102	136	1.7	353	4.6	146	87	5	697	8.6
'00-01	43	10.7	60	129	.465	16	22	.727	8	34	42	1.0	74	1.7	32	19	1	137	3.2
TOTALS	233	19.5	669	1379	.486	346	439	.788	105	263	368	1.6	446	2.2	384	287	11	1734	7.4

PLAYOFFS

'93-94	4	3.3	1	7	.143	0	0	.000	0	0	0	0.0	1	0.3	0	0	1	2	0.5
'94-95	9	11.8	20	42	.476	20	25	.800	3	7	10	1.1	12	1.3	9	5	0	62	6.2
'95-96	4	12.8	7	14	.500	1	1	.000	0	2	2	0.5	12	3.0	0	2	0	14	3.5
'00-01	2	8.5	6	10	.600	1	1	1.000	1	3	4	2.0	4	2.0	0	2	0	13	6.5
TOTALS	19	9.8	34	73	.466	21	27	.778	4	12	16	0.8	29	1.5	9	9	1	91	4.8

34 Tim Perry 6'9" 220 lbs. F Temple
Acquired: 1st rd., 1988 NBA Draft (7th Overall). **Departed:** To Philadelphia 6/17/92 with Jeff Hornacek, Andrew Lang for Charles Barkley.

YEAR	G	MIN	FGM	FGA	PCT	FTM	FTA	PCT	OR	DR	TR	AVG	AST	AVG	TO	STL	BLK	PTS	AVG
'88-89	62	9.9	108	201	.537	40	65	.615	61	71	132	2.1	18	0.3	37	19	32	257	4.1
'89-90	60	10.2	100	195	.513	53	90	.589	79	73	152	2.5	17	0.3	47	21	22	254	4.2
'90-91	46	12.8	75	144	.521	43	70	.614	53	73	126	2.7	27	0.6	32	23	43	193	4.2
'91-92	80	31.0	413	789	.523	153	215	.712	204	347	551	6.9	134	1.7	141	44	116	982	12.3
TOTALS	248	17.3	696	1329	.524	289	440	.657	397	564	961	3.9	196	0.8	257	107	223	1686	6.8

PLAYOFFS

'88-89	4	4.3	2	4	.500	0	2	.000	1	1	2	0.5	0	0.0	1	2	1	4	1.0
'89-90	11	9.1	13	25	.520	8	18	.444	10	11	21	1.9	2	0.2	5	3	6	34	3.1
'91-92	8	23.1	38	63	.603	23	32	.719	12	27	39	4.9	11	1.4	14	3	6	99	12.4
TOTALS	23	13.1	53	92	.576	31	52	.596	23	39	62	2.7	13	0.6	20	8	13	137	6.0

11 Wesley Person 6'6" 185 lbs. G/F Auburn
Acquired: 1st rd., 1994 NBA Draft (23rd Overall). **Departed:** To Cleveland 10/1/97 with Tony Dumas in three-team deal with Denver. Suns received Antonio McDyess from Denver for two 1st rd. picks (1998; Milwaukee's in 98 or 99); two 2nd rd. picks (2000 & 2002) and cash. Cleveland also sent a future 1st rd. pick to Denver.

YEAR	G	MIN	FGM	FGA	PCT	FTM	FTA	PCT	OR	DR	TR	AVG	AST	AVG	TO	STL	BLK	PTS	AVG
'94-95	78	1800	309	638	.484	80	101	.792	67	134	201	2.6	105	1.3	79	48	24	814	10.4
'95-96	82	2609	390	877	.445	148	192	.771	56	265	321	3.9	138	1.7	89	55	22	1045	12.7
'96-97	80	2326	409	903	.453	91	114	.798	68	224	292	3.7	123	1.5	76	86	20	1080	13.5
TOTALS	240	6735	1109	2418	.458	319	407	.784	191	623	814	3.4	366	1.5	244	189	66	2939	12.2

PLAYOFFS

'94-95	10	247	34	83	.410	11	12	.917	9	12	21	2.1	11	1.1	9	3	2	96	9.6
'95-96	4	182	22	56	.393	4	5	.800	8	15	23	5.8	3	0.8	5	3	1	57	14.3
'96-97	5	163	25	53	.472	14	18	.778	5	28	33	6.6	6	1.2	4	4	3	78	15.6
TOTALS	19	593	81	192	.422	29	35	.829	22	55	77	4.1	20	1.1	18	10	6	231	12.2

2014-15 PHOENIX SUNS

52	Eric Piatkowski				6'7"				215 lbs.		G/F	Nebraska							
Acquired: Signed as free agent 7/13/06. Departed: Contract expired on 6/30/08.																			
YEAR	G	MIN	FGM	FGA	PCT	FTM	FTA	PCT	OR	DR	TR	AVG	AST	AVG	TO	STL	BLK	PTS	AVG
06-07	11	6.6	9	25	.360	2	2	1.000	2	7	9	0.8	4	0.4	5	0	1	27	2.5
07-08	16	7.1	12	33	.364	4	4	1.000	1	11	12	0.8	10	0.6	6	0	1	39	2.4
TOTALS	27	6.9	21	58	.362	6	6	1.000	3	18	21	0.8	14	0.5	11	0	2	66	2.4

PLAYOFFS

YEAR	G	MIN	FGM	FGA	PCT	FTM	FTA	PCT	OR	DR	TR	AVG	AST	AVG	TO	STL	BLK	PTS	AVG
'06-07	1	3.0	1	1	1.000	0	0	—	0	0	0	0.0	0	0.0	0	0	0	2	2.0
'07-08	1	2.0	0	0	—	0	0	—	0	0	0	0.0	0	0.0	0	0	0	0	0.0
TOTALS	2	2.5	1	1	1.000	0	0	—	0	0	0	0.0	0	0.0	0	0	0	2	1.0

12	Mickaël Pietrus				6'6"			215 lbs.		G/F	Pau Orthez (France)						
----	-----------------	--	--	--	------	--	--	----------	--	-----	---------------------	--	--	--	--	--	--

Acquired: From Orlando 12/18/10 with Marcin Gortat, Vince Carter, a 2011 first-round pick and cash considerations for Jason Richardson, Hedo Turkoglu and Earl Clark. Departed: Waived on Dec. 22, 2011

YEAR	G	MIN	FGM	FGA	PCT	FTM	FTA	PCT	OR	DR	TR	AVG	AST	AVG	TO	STL	BLK	PTS	AVG
10-11	38	18.1	98	250	.392	36	51	.706	9	67	76	2.0	23	0.6	25	19	18	283	7.4

54	Ed Pinckney				6'9"			215 lbs.		F	Villanova						
----	-------------	--	--	--	------	--	--	----------	--	---	-----------	--	--	--	--	--	--

Acquired: 1st rd., 1985 NBA Draft (10th Overall). Departed: To Sacramento 6/19/87 with 2nd rd. pick for Eddie Johnson.

YEAR	G	MIN	FGM	FGA	PCT	FTM	FTA	PCT	OR	DR	TR	AVG	AST	AVG	TO	STL	BLK	PTS	AVG
85-86	80	20.0	255	457	.557	171	254	.673	95	213	308	3.9	90	1.1	148	71	37	681	8.5
86-87	80	28.1	290	497	.584	257	348	.739	179	401	580	7.3	116	1.5	135	86	54	837	10.5
TOTALS	160	24.1	545	954	.571	428	602	.711	274	614	888	5.6	206	1.3	283	157	91	1518	9.5

32	Charles Pittman				6'7"			220 lbs.		F	Maryland						
----	-----------------	--	--	--	------	--	--	----------	--	---	----------	--	--	--	--	--	--

Acquired: 3rd rd., 1982 NBA Draft (61st Overall). Departed: Signed 8/13/86 by Varese of Italian League.

YEAR	G	MIN	FGM	FGA	PCT	FTM	FTA	PCT	OR	DR	TR	AVG	AST	AVG	TO	STL	BLK	PTS	AVG
82-83	28	6.1	19	40	.475	25	37	.676	13	18	31	1.1	7	0.3	22	2	7	63	2.3
83-84	69	14.3	126	209	.603	69	101	.683	76	138	214	3.1	70	1.0	81	16	22	321	4.7
84-85	68	14.7	107	227	.471	109	146	.747	90	137	227	3.3	69	1.0	100	20	21	323	4.8
85-86	69	16.4	127	218	.583	99	141	.702	99	147	246	3.6	58	0.8	107	37	23	353	5.1
TOTALS	234	14.1	379	694	.546	302	425	.711	278	440	718	3.1	204	0.9	310	75	73	1060	4.5

PLAYOFFS

YEAR	G	MIN	FGM	FGA	PCT	FTM	FTA	PCT	OR	DR	TR	AVG	AST	AVG	TO	STL	BLK	PTS	AVG
'82-83	1	1.0	0	0	.000	0	0	.000	0	0	0	0.0	0	0.0	0	0	0	0	0.0
'83-84	17	14.9	28	51	.549	18	29	.621	25	39	64	3.8	12	0.7	16	5	5	74	4.4
'84-85	3	27.3	14	23	.608	12	17	.706	6	13	19	6.3	9	3.0	9	0	3	40	13.3
TOTALS	21	16.0	42	74	.568	30	46	.652	31	52	83	4.0	21	1.0	25	5	8	114	5.4

2	Ronnie Price				6'0"			190 lbs.		G	Utah Valley State College						
---	--------------	--	--	--	------	--	--	----------	--	---	---------------------------	--	--	--	--	--	--

Acquired: Signed as a free agent on 12/13/11. Departed: Contract expired on 6/30/12.

YEAR	G	MIN	FGM	FGA	PCT	FTM	FTA	PCT	OR	DR	TR	AVG	AST	AVG	TO	STL	BLK	PTS	AVG
11-12	36	14.4	49	130	.377	20	25	.800	18	38	56	1.6	67	1.9	46	34	3	131	3.6

31	Kurt Rambis				6'8"			213 lbs.		F	Santa Clara						
----	-------------	--	--	--	------	--	--	----------	--	---	-------------	--	--	--	--	--	--

Acquired: From Charlotte Hornets 12/13/89 with two 2nd rd. picks for Armon Gilliam. Departed: Waived 11/20/92.

YEAR	G	MIN	FGM	FGA	PCT	FTM	FTA	PCT	OR	DR	TR	AVG	AST	AVG	TO	STL	BLK	PTS	AVG
89-90	58	25.1	132	257	.514	52	72	.722	108	297	405	7.0	107	1.8	75	68	27	316	5.4
90-91	62	14.5	83	167	.497	60	85	.706	77	189	266	4.3	64	1.0	45	25	11	226	3.6
91-92	28	13.6	38	82	.463	14	18	.778	23	83	106	3.8	37	1.3	25	12	14	90	3.2
92-93	5	8.2	4	7	.571	1	2	.500	2	4	6	1.2	1	0.2	6	3	0	9	1.8
TOTALS	153	18.1	257	513	.501	127	177	.718	210	573	783	5.1	209	1.4	151	108	52	641	4.2

PLAYOFFS

YEAR	G	MIN	FGM	FGA	PCT	FTM	FTA	PCT	OR	DR	TR	AVG	AST	AVG	TO	STL	BLK	PTS	AVG
'89-90	16	24.1	24	54	.444	19	28	.679	39	84	123	7.7	22	1.4	17	8	8	67	4.2
'90-91	4	13.3	2	5	.400	0	0	.000	8	6	14	3.5	4	1.0	4	5	1	4	1.0
TOTALS	20	21.9	26	59	.441	19	28	.679	47	90	137	6.9	26	1.3	21	13	9	71	3.6

24	Joe Reeves				6'5"			210 lbs.		G	Bethel						
----	------------	--	--	--	------	--	--	----------	--	---	--------	--	--	--	--	--	--

Acquired: 3rd rd., 1973 NBA Draft (42nd Overall). Departed: Waived 11/27/73.

YEAR	G	MIN	FGM	FGA	PCT	FTM	FTA	PCT	OR	DR	TR	AVG	AST	AVG	TO	STL	BLK	PTS	AVG
73-74	7	5.4	6	11	.545	4	11	.364	2	6	8	1.1	1	0.1	—	0	2	16	2.3

22	Michael Redd				6'6"			220 lbs.		G	Ohio State						
----	--------------	--	--	--	------	--	--	----------	--	---	------------	--	--	--	--	--	--

Acquired: Signed as a free agent on 12/29/11. Departed: Contract expired on 6/30/12.

YEAR	G	MIN	FGM	FGA	PCT	FTM	FTA	PCT	OR	DR	TR	AVG	AST	AVG	TO	STL	BLK	PTS	AVG
11-12	51	15.1	144	360	.400	88	111	.793	14	63	77	1.5	33	0.6	37	13	0	418	8.2

14	Terrance Rencher				6'3"			185 lbs.		G	Texas						
----	------------------	--	--	--	------	--	--	----------	--	---	-------	--	--	--	--	--	--

Acquired: From Miami 2/22/96 for Tony Smith. Departed: Contract expired on 6/30/96.

YEAR	G	MIN	FGM	FGA	PCT	FTM	FTA	PCT	OR	DR	TR	AVG	AST	AVG	TO	STL	BLK	PTS	AVG
95-96	2	4.0	1	1	1.000	1	3	.333	0	2	2	1.0	0	0.0	2	0	1	3	1.5

2	Shawn Respert				6'2"			195 lbs.		G	Michigan State						
---	---------------	--	--	--	------	--	--	----------	--	---	----------------	--	--	--	--	--	--

Acquired: Signed as free agent 1/29/99. Departed: Waived 3/2/99.

YEAR	G	MIN	FGM	FGA	PCT	FTM	FTA	PCT	OR	DR	TR	AVG	AST	AVG	TO	STL	BLK	PTS	AVG
98-99	12	8.3	13	36	.361	7	10	.700	2	11	13	1.1	8	0.7	5	5	0	37	3.1

23 Jason Richardson 6'6" 225 lbs. G Michigan State

Acquired: From Charlotte on 12/10/08 with Jared Dudley and a 2010 second-round pick for Raja Bell, Boris Diaw and Sean Singletary. **Departed:** To Orlando 12/18/10 with Hedo Turkoglu and Earl Clark for Vince Carter, Marcin Gortat, Mickael Pietrus, a 2011 firstround pick and cash considerations.

YEAR	G	MIN	FGM	FGA	PCT	FTM	FTA	PCT	OR	DR	TR	AVG	AST	AVG	TO	STL	BLK	PTS	AVG
'08-09	58	1919	368	754	.488	112	144	.778	64	197	261	4.5	110	1.9	71	62	25	950	16.4
'09-10	79	2485	473	998	.474	136	184	.739	81	323	404	5.1	143	1.8	92	66	33	1239	15.7
'10-11	25	796	183	389	.470	55	72	.764	33	78	111	4.4	36	1.4	30	27	3	483	19.3
TOTALS	162	5200	1024	2141	.478	303	400	.758	178	598	776	4.8	289	1.8	193	155	61	2672	16.5

PLAYOFFS

'09-10	16	533	112	223	.502	44	58	.759	18	69	87	5.4	17	1.1	10	17	4	316	19.8
--------	----	-----	-----	-----	------	----	----	------	----	----	----	-----	----	-----	----	----	---	-----	------

3 Quentin Richardson 6'6" 230 lbs. G/F DePaul

Acquired: Signed as free agent 7/29/04. **Departed:** To New York 6/28/05 with the draft rights to Nate Robinson for Kurt Thomas and the draft rights to Dijon Thompson.

YEAR	G	MIN	FGM	FGA	PCT	FTM	FTA	PCT	OR	DR	TR	AVG	AST	AVG	TO	STL	BLK	PTS	AVG
'04-05	79	35.9	407	1045	.389	136	184	.739	91	388	479	6.1	158	2.0	102	96	27	1176	14.9

PLAYOFFS

'04-05	15	37.6	62	154	.403	23	46	.639	24	53	77	5.1	25	1.7	15	19	3	179	11.9
--------	----	------	----	-----	------	----	----	------	----	----	----	-----	----	-----	----	----	---	-----	------

12 Pat Riley 6'4" 210 lbs. G Kentucky

Acquired: From L.A. Lakers 11/3/75 for two 2nd rd. picks. **Departed:** Retired 9/21/76.

YEAR	G	MIN	FGM	FGA	PCT	FTM	FTA	PCT	OR	DR	TR	AVG	AST	AVG	TO	STL	BLK	PTS	AVG
'75-76	60	13.2	112	288	.389	54	74	.732	15	32	47	0.8	57	1.0	—	21	5	278	4.6

PLAYOFFS

'75-76	5	5.4	6	15	.400	1	1	1.000	—	—	0	—	5	1.0	—	—	—	13	2.6
--------	---	-----	---	----	------	---	---	-------	---	---	---	---	---	-----	---	---	---	----	-----

8 Rick Robey 6'10" 240 lbs. F Kentucky

Acquired: From Boston 6/27/83 with two 2nd rd. picks for Dennis Johnson and 3rd rd. pick. **Departed:** Contract expired on 7/31/86.

YEAR	G	MIN	FGM	FGA	PCT	FTM	FTA	PCT	OR	DR	TR	AVG	AST	AVG	TO	STL	BLK	PTS	AVG
'83-84	61	14.0	140	257	.545	61	88	.693	80	118	198	3.2	65	1.1	77	20	14	342	5.6
'84-85	4	12.0	2	9	.222	1	2	.500	3	5	8	2.0	5	1.3	8	2	0	5	1.3
'85-86	46	13.7	72	191	.377	33	48	.688	40	108	148	3.2	58	1.3	66	19	5	177	3.8
TOTALS	111	13.8	214	457	.468	95	138	.688	123	231	354	3.2	128	1.2	151	41	19	524	4.7

PLAYOFFS

'83-84	10	4.3	7	16	.438	4	8	.500	7	3	10	1.0	2	1.0	4	2	0	18	1.8
--------	----	-----	---	----	------	---	---	------	---	---	----	-----	---	-----	---	---	---	----	-----

30 Clifford Robinson 6'10" 225 lbs. F Connecticut

Acquired: Signed as free agent 8/25/97. **Departed:** To Detroit 7/18/01 for Jud Buechler and John Wallace.

YEAR	G	MIN	FGM	FGA	PCT	FTM	FTA	PCT	OR	DR	TR	AVG	AST	AVG	TO	STL	BLK	PTS	AVG
'97-98	80	29.5	429	895	.479	248	360	.689	152	258	410	5.1	170	2.1	140	92	90	1133	14.2
'98-99	50	34.8	299	629	.475	163	234	.697	68	158	226	4.5	128	2.6	88	75	59	819	16.4
'99-00	80	35.5	530	1142	.464	298	381	.782	105	254	359	4.5	224	2.8	166	90	61	1478	18.5
'00-01	82	33.5	501	1186	.422	253	357	.709	105	229	334	4.1	237	2.9	186	87	82	1345	16.4
TOTALS	292	33.2	1759	3852	.457	962	1332	.722	430	899	1329	4.6	759	2.6	580	344	396	4775	16.4

PLAYOFFS

'97-98	4	23.0	9	33	.273	7	9	.778	6	6	12	3.0	3	0.8	5	3	2	25	6.3
'98-99	3	39.0	19	40	.475	7	11	.636	7	9	16	5.3	8	2.7	7	6	1	47	15.7
'99-00	9	37.0	56	145	.386	33	45	.733	18	36	54	6.0	19	2.1	18	11	7	158	17.6
'00-01	4	28.5	21	50	.420	14	22	.636	6	10	16	4.0	4	1.0	9	6	2	60	15.0
TOTALS	20	32.8	105	268	.392	61	87	.701	37	61	98	4.9	34	1.7	39	26	12	290	14.5

21 Len "Truck" Robinson 6'7" 239 lbs. F Tennessee State

Acquired: From New Orleans Jazz 1/12/79 for Ron Lee, Marty Byrnes and two 1st rd. picks. **Departed:** To New York 7/7/82 for Maurice Lucas.

YEAR	G	MIN	FGM	FGA	PCT	FTM	FTA	PCT	OR	DR	TR	AVG	AST	AVG	TO	STL	BLK	PTS	AVG
'78-79	26	29.1	169	333	.508	79	123	.642	56	169	225	8.6	39	1.5	90	17	12	417	16.0
'79-80	82	30.0	545	1064	.512	325	487	.667	213	557	770	9.4	142	1.7	251	58	59	1415	17.3
'80-81	82	37.7	647	1280	.505	249	396	.629	216	573	789	9.6	206	2.5	250	68	38	1543	18.8
'81-82	74	37.1	579	1128	.513	255	371	.687	202	519	721	9.7	179	2.4	202	42	28	1414	19.1
TOTALS	264	34.3	1940	3805	.510	908	1377	.659	687	1818	2505	9.5	566	2.1	793	185	137	4789	18.1

PLAYOFFS

'78-79	15	26.1	56	139	.403	45	69	.652	38	83	121	8.1	10	0.7	31	6	12	157	10.5
'79-80	3	21.3	6	16	.375	5	7	.714	5	15	20	6.7	4	1.3	8	3	2	17	5.7
'80-81	7	33.3	27	77	.351	20	34	.588	23	52	75	10.7	13	1.9	13	5	2	74	10.6
'81-82	7	30.4	45	80	.563	3	10	.300	14	39	53	7.6	19	2.7	10	5	1	93	13.3
TOTALS	32	28.2	134	312	.429	73	120	.608	80	189	269	8.4	46	1.4	62	19	17	341	10.7

20 Rumeal Robinson 6'2" 195 lbs. G Michigan

Acquired: From L.A. Lakers 1/10/97 with Cedric Ceballos for Robert Horry and Joe Kleine. **Departed:** Waived 2/14/97.

YEAR	G	MIN	FGM	FGA	PCT	FTM	FTA	PCT	OR	DR	TR	AVG	AST	AVG	TO	STL	BLK	PTS	AVG
'96-97	12	7.3	16	34	.471	1	4	.250	1	6	7	0.6	8	0.7	5	1	0	36	3.0

2 0 1 4 - 1 5 P H O E N I X S U N S

54 Rodney Rogers 6'7" 255 lbs. F Wake Forest

Acquired: Signed as free agent 8/3/99. Departed: To Boston 2/20/02 with Tony Delk for Joe Johnson, Randy Brown, Milt Palacio and a 2002 1st rd. pick (Casey Jacobsen).

YEAR	G	MIN	FGM	FGA	PCT	FTM	FTA	PCT	OR	DR	TR	AVG	AST	AVG	TO	STL	BLK	PTS	AVG
'99-00	82	27.9	428	881	.486	159	249	.639	138	309	447	5.5	170	2.1	163	94	47	1130	13.8
'00-01	82	26.6	377	876	.430	188	247	.761	94	265	359	4.4	180	2.2	151	97	47	998	12.2
'01-02	50	25.1	249	534	.466	82	99	.828	95	146	241	4.8	72	1.4	66	50	17	629	12.6
TOTALS	214	26.7	1054	2291	.460	429	595	.721	327	720	1047	4.9	422	2.0	380	241	111	2757	12.9

PLAYOFFS

'99-00	9	29.2	48	115	.417	23	31	.742	16	45	61	6.8	14	1.6	15	10	10	127	14.1
'00-01	4	20.5	12	40	.300	9	14	.643	3	11	14	3.5	2	0.5	5	2	3	35	8.8
TOTALS	13	26.5	60	155	.387	32	45	.711	19	56	75	5.8	16	1.2	20	12	13	162	12.5

8 Jalen Rose 6'8" 215 lbs. G/F Michigan

Acquired: Signed as free agent 11/7/06. Departed: Contract expired 6/30/07.

YEAR	G	MIN	FGM	FGA	PCT	FTM	FTA	PCT	OR	DR	TR	AVG	AST	AVG	TO	STL	BLK	PTS	AVG
'06-07	29	8.5	38	86	.442	11	12	.917	3	20	23	0.8	16	0.6	9	5	2	108	3.7

PLAYOFFS

'06-07	1	9.0	1	4	.250	0	0	.000	0	1	1	1.0	2	2.0	0	0	0	2	2.0
--------	---	-----	---	---	------	---	---	------	---	---	---	-----	---	-----	---	---	---	---	-----

8 Trevor Ruffin 6'1" 199 lbs. G Hawaii

Acquired: Signed as free agent 11/11/94. Departed: 1995 NBA Expansion Draft by Vancouver.

YEAR	G	MIN	FGM	FGA	PCT	FTM	FTA	PCT	OR	DR	TR	AVG	AST	AVG	TO	STL	BLK	PTS	AVG
'94-95	49	6.5	84	197	.426	27	38	.711	8	15	23	0.5	48	1.0	47	14	2	233	4.8

PLAYOFFS

'94-95	5	2.2	4	8	.500	1	5	.200	0	3	3	0.7	2	0.4	0	1	0	10	2.0
--------	---	-----	---	---	------	---	---	------	---	---	---	-----	---	-----	---	---	---	----	-----

51 Stefano Rusconi 6'9" 240 lbs. F Italy

Acquired: Rights from Cleveland 6/27/90 for rights to Milous Babic; signed 6/14/95. Departed: Waived 1/31/96.

YEAR	G	MIN	FGM	FGA	PCT	FTM	FTA	PCT	OR	DR	TR	AVG	AST	AVG	TO	STL	BLK	PTS	AVG
'95-96	7	4.3	3	9	.333	2	5	.400	3	3	6	0.9	3	0.4	3	0	2	8	1.1

11 Mike Sanders 6'6" 215 lbs. F UCLA

Acquired: Signed as free agent 12/19/83. Departed: To Cleveland 2/25/88 with Larry Nance and Detroit's 1st rd. pick for Kevin Johnson, Mark West, Cleveland's 1st & 2nd rd. picks and L.A. Lakers' 2nd rd. pick.

YEAR	G	MIN	FGM	FGA	PCT	FTM	FTA	PCT	OR	DR	TR	AVG	AST	AVG	TO	STL	BLK	PTS	AVG
'83-84	50	11.7	97	203	.478	29	42	.690	40	63	103	2.1	44	0.9	44	23	12	223	4.5
'84-85	21	19.9	85	175	.486	45	59	.763	38	51	89	4.2	29	1.4	34	23	4	215	10.2
'85-86	82	20.0	347	676	.513	208	257	.809	104	169	273	3.3	150	1.8	76	76	31	905	11.0
'86-87	82	20.2	357	722	.494	143	183	.781	101	170	271	3.3	126	1.5	61	61	23	859	10.5
'87-88	35	13.3	82	171	.480	39	53	.736	28	34	62	1.8	30	0.9	27	18	4	203	5.8
TOTALS	270	17.6	968	1947	.497	464	594	.781	311	487	798	3.0	379	1.4	242	201	74	2405	8.9

PLAYOFFS

'83-84	15	10.1	22	46	.478	16	17	.941	10	10	20	1.3	7	0.5	14	6	4	60	4.0
'84-85	3	30.3	22	37	.595	8	10	.800	8	7	15	5.0	10	3.3	9	5	0	52	17.3
TOTALS	18	13.5	44	83	.530	24	27	.889	18	17	35	1.9	17	0.9	23	11	4	112	6.2

55/15 Daniel Santiago 7'1" 256 lbs. C Varese (Italy)

Acquired: Signed as free agent 8/3/00. Departed: Waived 1/7/02.

YEAR	G	MIN	FGM	FGA	PCT	FTM	FTA	PCT	OR	DR	TR	AVG	AST	AVG	TO	STL	BLK	PTS	AVG
'00-01	54	10.8	64	134	.478	42	61	.689	35	67	102	1.9	11	0.2	47	17	21	170	3.1
'01-02	3	8.0	4	8	.500	0	0	—	0	7	7	2.3	2	0.7	1	0	2	8	2.7
TOTALS	57	10.6	68	142	.479	42	61	.689	35	74	109	1.9	13	0.2	48	17	23	178	3.1

PLAYOFFS

'00-01	1	12.0	1	2	.500	0	0	—	1	4	5	5.0	0	0.0	1	0	2	2	2.0
--------	---	------	---	---	------	---	---	---	---	---	---	-----	---	-----	---	---	---	---	-----

30 Fred Saunders 6'7" 210 lbs. F Syracuse

Acquired: 2nd rd., 1974 NBA Draft (31st Overall). Departed: Waived 2/11/76.

YEAR	G	MIN	FGM	FGA	PCT	FTM	FTA	PCT	OR	DR	TR	AVG	AST	AVG	TO	STL	BLK	PTS	AVG
'74-75	69	15.3	176	406	.433	66	95	.695	82	171	253	3.7	80	1.2	—	41	15	418	6.1
'75-76	17	8.6	28	64	.438	6	11	.545	11	26	37	2.2	13	0.8	—	5	1	62	3.6
TOTALS	86	14.0	204	470	.434	72	106	.679	93	197	290	3.4	93	1.1	—	46	16	480	5.6

24 Dan Schayes 6'11" 276 lbs. C Syracuse

Acquired: Signed as free agent 9/30/94. Departed: Signed as free agent by Miami 12/12/95.

YEAR	G	MIN	FGM	FGA	PCT	FTM	FTA	PCT	OR	DR	TR	AVG	AST	AVG	TO	STL	BLK	PTS	AVG
'94-95	69	11.9	126	248	.508	50	69	.725	57	151	208	3.0	89	1.3	64	20	37	303	4.4

PLAYOFFS

'94-95	10	14.6	11	29	.379	7	8	.875	4	16	20	2.0	8	0.8	8	3	3	29	2.9
--------	----	------	----	----	------	---	---	------	---	----	----	-----	---	-----	---	---	---	----	-----

54 Dale Schleuter 6'10" 235 lbs. F Colorado State

Acquired: Signed as free agent 12/7/76. Departed: To Portland 7/15/77 for 4th rd. pick.

YEAR	G	MIN	FGM	FGA	PCT	FTM	FTA	PCT	OR	DR	TR	AVG	AST	AVG	TO	STL	BLK	PTS	AVG
'76-77	39	8.6	26	72	.361	18	31	.581	30	50	80	2.1	38	1.0	—	8	8	70	1.8

14 Luis Scola 6'9" 240 lbs. F Tau Ceramica (Argentina)

Acquired: Submitted winning bid off amnesty waivers 7/15/12. **Departed:** Traded to Indiana in exchange for Gerald Green, Miles Plumlee and a lottery protected 2014 first-round pick 7/27/13.

YEAR	G	MIN	FGM	FGA	PCT	FTM	FTA	PCT	OR	DR	TR	AVG	AST	AVG	TO	STL	BLK	PTS	AVG
12-13	82	26.6	432	915	.472	181	230	.787	158	383	541	6.6	182	2.2	126	67	35	1048	12.8

14 Alvin Scott 6'7" 216 lbs. F Oral Roberts

Acquired: 7th rd., 1977 NBA Draft (137th Overall). **Departed:** Waived 10/14/85.

YEAR	G	MIN	FGM	FGA	PCT	FTM	FTA	PCT	OR	DR	TR	AVG	AST	AVG	TO	STL	BLK	PTS	AVG
77-78	81	19.0	180	369	.488	132	191	.691	135	222	357	4.4	88	1.1	85	52	40	492	6.1
78-79	81	21.4	212	396	.535	120	168	.714	104	256	360	4.4	126	1.6	99	80	62	544	6.7
79-80	79	16.5	127	301	.422	95	122	.779	89	139	228	2.9	98	1.2	92	47	53	350	4.4
80-81	82	17.4	173	348	.497	97	127	.764	101	167	268	3.3	114	1.4	77	60	70	444	5.4
81-82	81	21.5	189	380	.497	108	148	.730	97	197	294	3.6	149	1.8	98	59	70	486	6.0
82-83	81	14.1	124	259	.479	81	110	.736	60	164	224	2.8	97	1.2	64	48	31	329	4.1
83-84	65	11.3	55	124	.444	56	72	.778	29	71	100	1.5	48	0.7	42	19	20	167	2.6
84-85	77	16.1	111	259	.429	53	74	.716	46	115	161	2.1	127	1.6	39	39	25	276	3.6
TOTALS	627	17.3	1171	2436	.481	742	1012	.733	661	1331	1992	3.3	847	1.4	596	404	371	3088	4.9

PLAYOFFS

77-78	2	18.5	4	8	.500	5	6	.833	2	4	6	3.0	3	1.5	2	2	0	13	6.5
78-79	15	14.5	20	52	.385	13	21	.619	14	28	42	2.8	22	1.5	14	6	16	53	3.5
79-80	8	17.5	17	33	.515	4	8	.500	8	14	22	2.8	10	1.3	7	4	5	38	4.8
80-81	7	17.1	14	30	.467	10	15	.667	8	11	19	2.7	7	1.0	7	4	6	38	5.4
81-82	7	18.1	14	32	.438	4	8	.500	8	8	16	2.3	14	2.0	5	8	13	32	4.6
82-83	3	20.7	6	13	.462	2	2	1.000	4	8	12	4.0	5	1.7	4	2	5	14	4.7
83-84	16	6.9	10	26	.385	4	6	.667	10	14	24	1.5	7	0.4	7	2	2	25	1.6
84-85	3	21.3	3	12	.250	5	6	.833	3	5	8	2.7	10	3.3	6	1	4	11	3.7
TOTALS	61	14.4	88	206	.427	47	72	.653	57	92	149	2.4	78	1.3	52	29	51	224	3.7

33 Charlie Scott 6'6" 175 lbs. G North Carolina

Acquired: From Boston 3/14/72 for future considerations. **Departed:** To Boston 5/23/75 for Paul Westphal and two 2nd rd. picks.

YEAR	G	MIN	FGM	FGA	PCT	FTM	FTA	PCT	OR	DR	TR	AVG	AST	AVG	TO	STL	BLK	PTS	AVG
71-72	6	29.5	48	113	.425	17	21	.810	—	—	23	3.8	26	4.3	—	—	—	113	18.8
72-73	81	37.8	806	1809	.446	436	556	.784	—	—	342	4.2	495	6.1	—	—	—	2048	25.3
73-74	52	38.5	538	1171	.459	246	315	.781	64	158	222	4.3	271	5.2	—	99	22	1322	25.4
74-75	69	37.6	703	1594	.441	274	351	.781	72	201	273	4.0	311	4.5	—	111	24	1680	24.3
TOTALS	208	37.7	2095	4687	.447	973	1243	.783	136	359	860	4.1	1103	5.3	—	210	46	5163	24.8

4 Dennis Scott 6'8" 229 lbs. F Georgia Tech

Acquired: From Dallas 2/18/98 for Cedric Ceballos. **Departed:** Contract expired on 6/30/98.

YEAR	G	MIN	FGM	FGA	PCT	FTM	FTA	PCT	OR	DR	TR	AVG	AST	AVG	TO	STL	BLK	PTS	AVG
97-98	29	17.0	71	162	.438	8	12	.667	8	42	50	1.7	24	0.8	12	10	7	181	6.2

PLAYOFFS

97-98	4	15.5	7	17	.412	0	0	.000	2	6	8	2.0	1	0.3	2	1	0	17	4.3
-------	---	------	---	----	------	---	---	------	---	---	---	-----	---	-----	---	---	---	----	-----

17 Paul Shirley 6'10" 230 lbs. F Iowa State

Acquired: Signed as free agent 10/1/04; 1/23/05. **Departed:** Waived 11/3/04; Contract expired on 6/30/05.

YEAR	G	MIN	FGM	FGA	PCT	FTM	FTA	PCT	OR	DR	TR	AVG	AST	AVG	TO	STL	BLK	PTS	AVG
04-05	9	3.3	5	11	.455	2	4	.500	1	1	2	0.2	3	0.3	1	0	0	12	1.3

34 John Shumate 6'9" 235 lbs. F Notre Dame

Acquired: 1st rd., 1974 NBA Draft (4th Overall). **Departed:** To Buffalo 2/1/76 for Garfield Heard and 2nd rd. pick.

YEAR	G	MIN	FGM	FGA	PCT	FTM	FTA	PCT	OR	DR	TR	AVG	AST	AVG	TO	STL	BLK	PTS	AVG
75-76	43	21.6	186	338	.550	115	183	.628	61	179	240	5.6	62	1.4	—	44	16	487	11.3

29 Paul Silas 6'7" 220 lbs. F Creighton

Acquired: From Atlanta 5/8/69 for Gary Gregor. **Departed:** To Boston 9/19/72 to complete deal for Charlie Scott.

YEAR	G	MIN	FGM	FGA	PCT	FTM	FTA	PCT	OR	DR	TR	AVG	AST	AVG	TO	STL	BLK	PTS	AVG
69-70	78	36.4	373	804	.464	250	412	.607	—	—	916	11.7	214	2.7	—	—	—	996	12.8
70-71	81	36.3	338	789	.428	285	416	.685	—	—	1015	12.5	247	3.0	—	—	—	961	11.9
71-72	80	38.5	485	1031	.470	433	560	.773	—	—	955	11.9	343	4.3	—	—	—	1403	17.5
TOTALS	239	37.1	1196	2624	.456	968	1388	.697	—	—	2886	12.1	804	3.4	—	—	—	3360	14.1

PLAYOFFS

69-70	7	40.9	46	109	.422	21	32	.656	—	—	111	15.9	30	4.3	—	—	—	113	16.1
-------	---	------	----	-----	------	----	----	------	---	---	-----	------	----	-----	---	---	---	-----	------

20 Garret Siler 6'11" 300 lbs. C Augusta State

Acquired: Signed as a free agent on 9/27/10. **Departed:** Waived on 1/2/12.

YEAR	G	MIN	FGM	FGA	PCT	FTM	FTA	PCT	OR	DR	TR	AVG	AST	AVG	TO	STL	BLK	PTS	AVG
10-11	21	4.8	17	31	.548	11	22	.500	16	12	28	1.3	3	0.1	10	1	4	45	2.1

19 Alvin Sims 6'4" 235 lbs. G Louisville

Acquired: Signed as free agent 4/28/99. **Departed:** Waived 5/4/99.

YEAR	G	MIN	FGM	FGA	PCT	FTM	FTA	PCT	OR	DR	TR	AVG	AST	AVG	TO	STL	BLK	PTS	AVG
98-99	4	6.3	4	10	.400	2	5	.400	3	1	4	1.0	5	1.3	6	2	0	11	2.8

2014-15 PHOENIX SUNS

4 Courtney Sims 6'11" 245 lbs. C Michigan

Acquired: Signed 10-day contract on 1/20/09 and 2/14/09. Departed: Contract expired on 2/25/09.

YEAR	G	MIN	FGM	FGA	PCT	FTM	FTA	PCT	OR	DR	TR	AVG	AST	AVG	TO	STL	BLK	PTS	AVG
'08-09	1	2.0	0	0	.000	0	0	.000	0	0	0	0.0	0	0.0	0	1	0	0	0.0

14 Sean Singletary 6'0" 185 lbs. G Virginia

Acquired: From Houston 8/25/08 in exchange for D.J. Strawberry. Departed: Traded along with Raja Bell and Boris Diaw to Charlotte on 12/10/08 in exchange for Jason Richardson, Jared Dudley and a 2010 second-round pick.

YEAR	G	MIN	FGM	FGA	PCT	FTM	FTA	PCT	OR	DR	TR	AVG	AST	AVG	TO	STL	BLK	PTS	AVG
'08-09	13	9.4	12	37	.324	6	6	1.000	0	5	11	16	1.2	0.9	5	6	0	34	2.6

54 Brian Skinner 6'9" 255 lbs. F/C Baylor

Acquired: Signed as free agent 10/1/07. Departed: Contract expired on 6/30/08.

YEAR	G	MIN	FGM	FGA	PCT	FTM	FTA	PCT	OR	DR	TR	AVG	AST	AVG	TO	STL	BLK	PTS	AVG
'07-08	66	12.8	92	198	.465	33	63	.524	63	175	238	3.6	15	0.2	39	21	77	219	3.3

PLAYOFFS

'07-08	4	5.3	2	4	.500	4	8	.500	0	3	3	0.8	0	0.0	0	0	3	8	2.0
--------	---	-----	---	---	------	---	---	------	---	---	---	-----	---	-----	---	---	---	---	-----

3 Ish Smith 6'0" 175 lbs. G Wake Forest

Acquired: From Milwaukee on 8/29/13 with Slava Kravtsov for Caron Butler. Departed: Waived 7/15/14.

YEAR	G	MIN	FGM	FGA	PCT	FTM	FTA	PCT	OR	DR	TR	AVG	AST	AVG	TO	STL	BLK	PTS	AVG
'13-14	70	14.4	119	281	.423	22	39	.564	31	98	129	1.8	179	2.6	65	49	13	261	3.7

14 Tony Smith 6'4" 205 lbs. G Marquette

Acquired: Signed as free agent 11/1/95. Departed: To Miami 1/22/96 for Terrence Rencher.

YEAR	G	MIN	FGM	FGA	PCT	FTM	FTA	PCT	OR	DR	TR	AVG	AST	AVG	TO	STL	BLK	PTS	AVG
'95-96	34	15.5	70	173	.405	24	37	.649	24	32	56	1.6	86	2.5	40	21	5	189	5.6

10 Dick Snyder 6'5" 210 lbs. G Davidson

Acquired: 1968 Expansion Draft from Atlanta. Departed: To Seattle 10/26/69 for Art Harris.

YEAR	G	MIN	FGM	FGA	PCT	FTM	FTA	PCT	OR	DR	TR	AVG	AST	AVG	TO	STL	BLK	PTS	AVG
'68-69	81	26.0	399	846	.472	185	255	.725	—	—	328	4.0	211	2.6	—	—	—	983	12.1
'69-70	6	24.5	22	45	.489	7	8	.875	—	—	15	2.5	9	1.5	—	—	—	51	8.5
TOTALS	87	25.9	421	891	.473	192	263	.730	—	—	343	3.9	220	2.5	—	—	—	1034	11.9

40 Ricky Sobers 6'3" 198 lbs. G UNLV

Acquired: 1st rd., 1975 NBA Draft (16th Overall). Departed: To Indiana 9/6/77 for Don Buse.

YEAR	G	MIN	FGM	FGA	PCT	FTM	FTA	PCT	OR	DR	TR	AVG	AST	AVG	TO	STL	BLK	PTS	AVG
'75-76	78	24.3	280	623	.449	158	192	.823	80	179	259	3.3	215	2.8	—	106	7	718	9.2
'76-77	79	25.4	414	834	.496	243	289	.841	82	152	234	3.0	238	3.0	—	93	14	1071	13.6
TOTALS	157	24.9	694	1457	.467	401	481	.834	162	331	493	3.1	453	2.9	—	199	21	1789	11.4

PLAYOFFS

'75-76	19	29.6	96	205	.468	55	66	.833	20	43	63	3.3	79	4.2	—	18	6	247	13.0
--------	----	------	----	-----	------	----	----	------	----	----	----	-----	----	-----	---	----	---	-----	------

11 Alex Stivrins 6'8" 215 lbs. F Colorado

Acquired: Signed as free agent 9/29/92. Departed: Waived 12/26/92.

YEAR	G	MIN	FGM	FGA	PCT	FTM	FTA	PCT	OR	DR	TR	AVG	AST	AVG	TO	STL	BLK	PTS	AVG
'92-93	10	3.5	11	18	.611	0	0	.000	2	6	8	0.8	1	0.1	5	1	1	22	2.2

1 Amar'e Stoudemire 6'10" 249 lbs. F/C Cypress Creek H.S. (Fla.)

Acquired: 1st rd., 2002 NBA Draft (ninth overall). Departed: To New York 7/9/10 in sign-and-trade.

YEAR	G	MIN	FGM	FGA	PCT	FTM	FTA	PCT	OR	DR	TR	AVG	AST	AVG	TO	STL	BLK	PTS	AVG
'02-03	82	31.3	392	830	.472	320	484	.661	250	471	721	8.8	78	1.0	189	62	87	1106	13.5
'03-04	55	36.9	411	865	.475	310	435	.713	157	339	496	9.0	78	1.4	177	64	89	1133	20.6
'04-05	80	36.1	747	1336	.559	583	795	.733	219	494	713	8.9	131	1.6	189	77	130	2080	26.0
'05-06	3	16.7	9	27	.333	8	9	.889	6	10	16	5.3	2	0.7	1	1	3	26	8.7
'06-07	82	32.8	607	1055	.575	457	585	.781	222	564	786	9.6	84	1.0	232	78	110	1671	20.4
'07-08	79	33.9	714	1211	.590	556	691	.805	178	541	719	9.1	118	1.5	174	64	163	1890	25.2
'08-09	53	36.8	404	749	.539	323	387	.835	116	314	430	8.1	104	2.0	150	49	57	1134	21.4
'09-10	82	34.6	704	1284	.557	487	632	.771	230	502	732	8.9	82	1.0	213	52	83	1896	23.1
TOTALS	516	34.3	3988	7337	.544	3044	4018	.758	1378	3235	4613	8.9	677	1.3	1325	447	722	11035	21.4

PLAYOFFS

'02-03	6	33.8	34	65	.523	16	28	.571	16	31	47	7.8	7	1.2	19	10	9	85	14.2
'04-05	15	40.1	153	284	.539	143	183	.781	60	100	160	10.7	18	1.2	47	10	30	449	29.9
'06-07	10	34.3	91	174	.523	70	91	.769	30	91	121	12.1	6	0.6	19	13	19	253	25.3
'07-08	5	40.8	48	99	.485	19	30	.633	15	30	45	9.0	2	0.4	14	7	12	116	23.2
'09-10	16	36.5	124	239	.519	107	142	.754	46	60	106	6.6	18	1.1	40	11	24	355	22.2
TOTALS	52	37.2	450	861	.523	355	474	.749	167	312	479	9.2	51	1.0	139	51	94	1258	24.2

23 Paul Stovall 6'4" 225 lbs. G Arizona State

Acquired: From L.A. Lakers 9/19/72 for two draft picks. Departed: Waived 9/14/73.

YEAR	G	MIN	FGM	FGA	PCT	FTM	FTA	PCT	OR	DR	TR	AVG	AST	AVG	TO	STL	BLK	PTS	AVG
'72-73	25	8.4	26	76	.342	24	38	.632	—	—	61	2.4	13	0.5	—	—	—	76	3.0

8 D.J. Strawberry 6'5" 201 lbs. G Maryland

Acquired: 2nd rd., 2007 NBA Draft (59th Overall). Departed: To Houston for Sean Singletary on 8/25/08.

YEAR	G	MIN	FGM	FGA	PCT	FTM	FTA	PCT	OR	DR	TR	AVG	AST	AVG	TO	STL	BLK	PTS	AVG
'07-08	33	8.2	29	92	.315	9	19	.474	9	19	28	0.8	30	0.9	11	12	6	73	2.2
PLAYOFFS																			
'07-08	1	5.0	0	4	.000	0	0	.000	0	1	1	1.0	0	0.0	0	0	0	0	0.0

4 Stromile Swift 6'10" 220 lbs. F Louisiana State

Acquired: Signed as a free agent for the remainder of the season on 3/4/09. Departed: Contract expired 6/30/09.

YEAR	G	MIN	FGM	FGA	PCT	FTM	FTA	PCT	OR	DR	TR	AVG	AST	AVG	TO	STL	BLK	PTS	AVG
'08-09	13	9.3	15	41	.366	8	15	.533	11	22	33	2.5	2	0.2	9	4	6	39	3.0

4 Aaron Swinson 6'5" 230 lbs. G Auburn

Acquired: Signed as free agent 9/15/94. Departed: Waived 12/29/94.

YEAR	G	MIN	FGM	FGA	PCT	FTM	FTA	PCT	OR	DR	TR	AVG	AST	AVG	TO	STL	BLK	PTS	AVG
'94-95	9	5.7	10	18	.556	4	5	.800	3	5	8	0.9	3	0.3	5	1	0	24	2.7

1 Yuta Tabuse 5'9" 165 lbs. G BYU-Hawaii

Acquired: Signed as free agent 9/7/04. Departed: Waived 12/18/04.

YEAR	G	MIN	FGM	FGA	PCT	FTM	FTA	PCT	OR	DR	TR	AVG	AST	AVG	TO	STL	BLK	PTS	AVG
'04-05	4	4.3	1	6	.167	4	4	1.000	2	2	4	1.0	3	0.8	1	0	0	7	1.8

10 Fred Taylor 6'5" 187 lbs. G Pan American

Acquired: 2nd rd., 1970 NBA Draft (27th Overall). Departed: To Cincinnati 12/27/71 for two 3rd rd. picks.

YEAR	G	MIN	FGM	FGA	PCT	FTM	FTA	PCT	OR	DR	TR	AVG	AST	AVG	TO	STL	BLK	PTS	AVG
'70-71	54	10.2	110	284	.387	78	125	.624	—	—	86	1.6	51	0.9	—	—	—	298	5.5
'71-72	13	5.3	6	27	.222	4	13	.308	—	—	17	1.3	7	0.5	—	—	—	16	1.2
TOTALS	67	9.2	116	311	.373	82	138	.594	—	—	103	1.5	58	0.9	—	—	—	314	4.7

31 Sebastian Telfair 6'0" 170 lbs. G Lincoln H.S. (N.Y.)

Acquired: Signed as free agent 12/10/11. Departed: Traded to Toronto in exchange for Hamed Haddadi and a second-round pick 2/21/13.

YEAR	G	MIN	FGM	FGA	PCT	FTM	FTA	PCT	OR	DR	TR	AVG	AST	AVG	TO	STL	BLK	PTS	AVG
'11-12	60	14.9	141	342	.412	53	67	.791	20	71	91	1.5	138	2.3	68	41	12	368	6.1
'12-13	46	17.3	94	247	.381	44	57	.772	12	56	68	1.5	114	2.5	53	28	10	275	6.0
TOTALS	106	15.9	235	589	.399	97	124	.782	32	127	159	1.5	252	2.4	121	69	22	643	6.1

32 Ira Terrell 6'8" 209 lbs. F Southern Methodist

Acquired: 3rd rd., 1976 NBA Draft (45th Overall). Departed: Waived 10/12/78.

YEAR	G	MIN	FGM	FGA	PCT	FTM	FTA	PCT	OR	DR	TR	AVG	AST	AVG	TO	STL	BLK	PTS	AVG
'76-77	78	22.4	277	545	.508	111	176	.631	99	288	387	5.0	103	1.3	—	41	47	665	8.5

40 David Thirdkill 6'7" 214 lbs. F Bradley

Acquired: 1st rd., 1982 NBA Draft (15th Overall). Departed: To Detroit 10/17/83 for two 2nd rd. picks.

YEAR	G	MIN	FGM	FGA	PCT	FTM	FTA	PCT	OR	DR	TR	AVG	AST	AVG	TO	STL	BLK	PTS	AVG
'82-83	49	10.6	74	170	.435	45	78	.577	28	44	72	1.5	36	0.7	48	19	4	194	4.0

40 Joe Thomas 6'6" 205 lbs. F Marquette

Acquired: 6th rd., 1970 NBA Draft (95th Overall). Departed: Waived 9/21/71.

YEAR	G	MIN	FGM	FGA	PCT	FTM	FTA	PCT	OR	DR	TR	AVG	AST	AVG	TO	STL	BLK	PTS	AVG
'70-71	39	5.2	23	86	.267	9	20	.450	—	—	43	1.1	17	0.4	—	—	—	55	1.4

40 Kurt Thomas 6'9" 235 lbs. C Texas Christian

Acquired: From New York 6/28/05 along with the draft rights to Dijon Thompson (54th Overall) for Quentin Richardson and the draft rights to Nate Robinson (21st Overall). Departed: To Seattle 7/20/07 along with 2008 and 2010 first-round picks for a conditional 2009 second-round pick (via Orlando).

YEAR	G	MIN	FGM	FGA	PCT	FTM	FTA	PCT	OR	DR	TR	AVG	AST	AVG	TO	STL	BLK	PTS	AVG
'05-06	53	26.6	190	391	.486	75	92	.815	102	313	415	7.8	57	1.1	57	23	57	455	8.6
'06-07	67	18.0	126	259	.486	56	71	.789	86	293	379	5.7	24	0.4	35	24	29	308	4.6
TOTALS	120	21.8	316	650	.486	131	163	.804	188	606	794	6.6	81	0.7	92	47	86	763	6.4

PLAYOFFS																			
'05-06	1	6.0	0	0	—	1	2	.500	0	1	1	1.0	0	0.0	0	0	0	1	1.0
'06-07	11	19.3	34	65	.523	15	17	.882	11	43	54	4.9	12	1.1	9	6	9	83	7.5
TOTALS	12	18.2	34	65	.523	16	19	.842	11	44	55	4.6	12	1.0	9	6	9	84	7.0

2 Tim Thomas 6'10" 235 lbs. F Villanova

Acquired: Signed as free agent 3/3/06. Departed: Contract expired on 6/30/06.

YEAR	G	MIN	FGM	FGA	PCT	FTM	FTA	PCT	OR	DR	TR	AVG	AST	AVG	TO	STL	BLK	PTS	AVG
'05-06	26	24.4	107	246	.435	28	42	.667	22	105	127	4.9	18	0.7	32	16	6	287	11.0

PLAYOFFS																			
'05-06	20	31.8	108	220	.491	38	49	.776	16	110	126	6.3	25	1.3	22	18	8	302	15.1

7 Bernard Thompson 6'6" 208 lbs. G Fresno State

Acquired: From Portland 6/14/85 for 2nd rd. pick. Departed: Selected by Charlotte Hornets in expansion draft 6/23/88.

YEAR	G	MIN	FGM	FGA	PCT	FTM	FTA	PCT	OR	DR	TR	AVG	AST	AVG	TO	STL	BLK	PTS	AVG
'85-86	61	21.0	195	399	.489	127	157	.809	58	83	141	2.3	132	2.2	90	51	10	517	8.5
'86-87	24	13.8	42	105	.400	27	33	.818	20	11	31	1.3	18	0.8	16	11	5	111	4.6
'87-88	37	15.3	74	159	.465	43	60	.717	40	36	76	2.1	51	1.4	21	21	1	191	5.2
TOTALS	122	17.9	311	663	.469	197	250	.781	118	130	248	2.0	201	1.7	127	83	16	819	6.7

1 Dijon Thompson 6'7" 195 lbs. G UCLA

Acquired: Draft rights(54th Overall) from New York 6/28/05 with Kurt Thomas for Quentin Richardson and the draft rights to Nate Robinson (21st Overall). Departed: Contract expired 6/30/06.

YEAR	G	MIN	FGM	FGA	PCT	FTM	FTA	PCT	OR	DR	TR	AVG	AST	AVG	TO	STL	BLK	PTS	AVG
'05-06	10	4.3	11	25	.440	2	2	1.000	4	7	11	1.1	1	0.1	2	3	1	28	2.8

4 Brooks Thompson 6'4" 195 lbs. G Oklahoma State

Acquired: Signed as a free agent 12/11/97. Departed: Waived 1/30/98.

YEAR	G	MIN	FGM	FGA	PCT	FTM	FTA	PCT	OR	DR	TR	AVG	AST	AVG	TO	STL	BLK	PTS	AVG
'97-98	13	3.5	10	27	.370	1	3	.333	1	4	5	0.4	3	0.2	5	4	0	26	2.0

23 Wayman Tisdale 6'9" 260 lbs. F Oklahoma

Acquired: Signed as free agent 9/16/94. Departed: Contract expired on 6/30/97.

YEAR	G	MIN	FGM	FGA	PCT	FTM	FTA	PCT	OR	DR	TR	AVG	AST	AVG	TO	STL	BLK	PTS	AVG
'94-95	65	19.6	278	574	.484	94	122	.770	83	164	247	3.8	45	0.7	124	29	27	650	10.0
'95-96	63	18.3	279	564	.495	113	149	.765	55	159	214	3.4	58	0.9	63	15	36	672	10.7
'96-97	53	14.7	158	371	.426	30	48	.625	35	85	120	2.3	20	0.4	36	8	21	346	6.5
TOTALS	181	17.7	715	1509	.474	238	319	.746	173	408	581	3.2	123	0.7	163	52	84	1668	9.2

PLAYOFFS

'94-95	10	17.0	32	71	.451	9	14	.643	6	24	30	3.0	11	1.1	6	0	4	73	7.3
'95-96	4	16.8	10	30	.333	1	2	.500	3	1	4	1.0	2	0.5	1	1	1	21	5.3
'96-97	4	9.0	6	15	.400	0	0	—	2	5	7	1.8	0	0.0	1	0	0	12	3.0
TOTALS	18	15.2	48	116	.414	10	16	.625	11	30	41	2.3	12	0.7	8	1	5	106	5.9

15 Sedrick Toney 6'2" 178 lbs. G Dayton

Acquired: Signed as free agent 3/29/86. Departed: Waived 10/23/86.

YEAR	G	MIN	FGM	FGA	PCT	FTM	FTA	PCT	OR	DR	TR	AVG	AST	AVG	TO	STL	BLK	PTS	AVG
'85-86	10	20.6	26	59	.441	20	30	.667	3	20	23	2.3	26	2.6	22	5	0	75	7.5

15 Cezary Trybanski 7'2" 240 lbs. C Pruszkow (Poland)

Acquired: From Memphis 9/30/03 with Brevin Knight, Robert Archibald for Jake Tsakalidis, Bo Outlaw. Departed: To New York 1/5/04 with Stephon Marbury, Anfernee Hardaway for Antonio McDyess, Howard Eisley, Charlie Ward, Maciej Lampe, the draft rights to Milos Vujanic, two future 1st rd. picks and cash.

YEAR	G	MIN	FGM	FGA	PCT	FTM	FTA	PCT	OR	DR	TR	AVG	AST	AVG	TO	STL	BLK	PTS	AVG
'03-04	4	2.5	0	2	.000	0	0	—	0	1	1	0.3	0	0.0	2	1	1	0	0.0

25 Jake Tsakalidis 7'2" 285 lbs. C Republic of Georgia

Acquired: 1st rd., 2000 NBA Draft (25th Overall). Departed: To Memphis 9/30/03 with Bo Outlaw for Brevin Knight, Robert Archibald, Cezary Trybanski.

YEAR	G	MIN	FGM	FGA	PCT	FTM	FTA	PCT	OR	DR	TR	AVG	AST	AVG	TO	STL	BLK	PTS	AVG
'00-01	57	16.6	101	215	.470	54	91	.593	83	159	242	4.2	19	0.3	66	10	55	256	4.5
'01-02	67	23.6	190	400	.475	111	159	.698	130	244	374	5.6	23	0.3	78	23	69	491	7.3
'02-03	33	16.5	61	135	.452	39	58	.672	45	77	122	3.7	13	0.4	26	6	17	908	4.9
TOTALS	157	19.6	352	750	.469	204	308	.662	45	77	122	4.7	55	0.4	170	39	141	908	5.8

PLAYOFFS

'00-01	4	18.8	6	16	.375	0	0	—	10	28	38	7.0	0	0.0	1	0	7	12	3.0
--------	---	------	---	----	------	---	---	---	----	----	----	-----	---	-----	---	---	---	----	-----

15 Nikoloz Tskitshvili 7'0" 225 lbs. F Republic of Georgia

Acquired: From Minnesota 1/26/06 for a 2006 2nd rd. pick. Departed: Waived 6/29/06.

YEAR	G	MIN	FGM	FGA	PCT	FTM	FTA	PCT	OR	DR	TR	AVG	AST	AVG	TO	STL	BLK	PTS	AVG
'05-06	12	7.2	12	33	.364	8	12	.667	9	11	20	1.7	3	0.3	4	1	2	33	2.8

PLAYOFFS

'05-06	3	2.0	0	3	.000	1	2	.500	0	1	1	0.3	2	0.5	1	0	0	1	0.3
--------	---	-----	---	---	------	---	---	------	---	---	---	-----	---	-----	---	---	---	---	-----

29 Alando Tucker 6'6" 205 lbs. F Wisconsin

Acquired: 1st rd., 2007 NBA Draft (29th overall). Departed: To Minnesota 12/29/09 with a second-round pick and cash for Jason Hart

YEAR	G	MIN	FGM	FGA	PCT	FTM	FTA	PCT	OR	DR	TR	AVG	AST	AVG	TO	STL	BLK	PTS	AVG
'07-08	6	8.0	8	22	.364	5	6	.833	4	4	8	1.3	0	0.0	0	0	1	22	3.7
'08-09	30	9.4	52	121	.430	26	33	.788	19	12	31	1.0	12	0.4	14	5	1	138	4.6
'09-10	11	6.5	13	30	.433	16	21	.762	5	2	7	0.6	3	0.3	4	0	0	43	3.9
TOTALS	47	8.5	73	173	.422	47	60	.783	28	18	46	1.0	15	0.3	18	5	2	203	4.3

19 Hedo Turkoglu 6'10" 220 lbs. F Efes Pilsen (Turkey)

Acquired: From Toronto 7/14/10 for Leandro Barbosa and Dwayne Jones. Departed: To Orlando 12/18/10 with Jason Richardson and Earl Clark for Vince Carter, Marcin Gortat, Mickael Pietrus, a 2011 firstround pick and cash considerations.

YEAR	G	MIN	FGM	FGA	PCT	FTM	FTA	PCT	OR	DR	TR	AVG	AST	AVG	TO	STL	BLK	PTS	AVG
'10-11	25	630	85	193	.440	26	36	.722	20	80	100	4.0	58	2.3	31	18	14	237	9.5

5	Dick Van Arsdale				6'5"				202 lbs.				G/F				Indiana			
Acquired: 1968 Expansion Draft from New York.																Departed: Retired 5/12/77.				
YEAR	G	MIN	FGM	FGA	PCT	FTM	FTA	PCT	OR	DR	TR	AVG	AST	AVG	PTS	AVG				
'68-69	80	42.4	612	1386	.442	454	644	.705	—	—	548	6.9	388	4.9	—	1678	21.0			
'69-70	77	38.5	592	1166	.508	459	575	.798	—	—	264	3.4	338	4.4	—	1643	21.3			
'70-71	81	39.0	609	1346	.452	553	682	.811	—	—	316	3.9	329	4.1	—	1771	21.9			
'71-72	82	37.8	545	1178	.463	529	626	.845	—	—	334	4.1	297	3.6	—	1619	19.7			
'72-73	81	36.8	532	1118	.476	426	496	.859	—	—	326	4.0	268	3.3	—	1490	18.4			
'73-74	78	36.3	514	1028	.500	361	423	.853	66	155	221	2.8	324	4.2	96	17	1389	17.8		
'74-75	70	34.6	412	895	.470	282	339	.832	52	137	189	2.7	195	2.8	81	11	1124	16.1		
'75-76	58	32.2	276	570	.484	195	235	.830	39	98	137	2.4	140	2.4	52	11	747	12.9		
'76-77	78	19.7	227	498	.456	145	166	.873	31	86	117	1.5	120	1.5	35	5	599	7.7		
TOTALS	685	35.4	4319	9185	.470	3404	4186	.813	188	476	2452	3.6	2399	3.5	—	264	44	12060	17.6	
PLAYOFFS																				
'69-70	7	36.4	43	100	.430	29	33	.879	—	—	18	2.6	29	4.1	—	—	—	115	16.4	
'75-76	19	24.8	61	125	.488	40	46	.870	10	13	23	1.2	38	2.0	—	13	2	162	8.5	
TOTALS	26	27.9	104	225	.462	69	79	.873	10	13	41	1.6	67	2.6	—	13	2	277	10.7	

4	Tom Van Arsdale				6'5"	202 lbs.	F	Indiana							
---	-----------------	--	--	--	------	----------	---	---------	--	--	--	--	--	--	--

Acquired: From Buffalo 8/25/76 for 2nd rd. pick. Departed: Retired 4/10/77.

YEAR	G	MIN	FGM	FGA	PCT	FTM	FTA	PCT	OR	DR	TR	AVG	AST	AVG	TO	STL	BLK	PTS	AVG
'76-77	77	18.5	171	395	.433	102	145	.703	47	137	184	2.4	67	0.9	20	3	—	444	5.8

30	Nick Vanos				7'2"	260 lbs.	C	Santa Clara							
----	------------	--	--	--	------	----------	---	-------------	--	--	--	--	--	--	--

Acquired: 2nd rd., 1985 NBA Draft (32nd Overall). Departed: Killed on Northwest Flight 255 in Detroit 8/16/87.

YEAR	G	MIN	FGM	FGA	PCT	FTM	FTA	PCT	OR	DR	TR	AVG	AST	AVG	TO	STL	BLK	PTS	AVG
'85-86	11	18.4	23	72	.319	8	23	.348	21	39	60	5.5	16	1.5	20	2	5	54	4.9
'86-87	57	11.2	65	158	.411	38	59	.644	67	113	180	3.2	43	0.8	48	19	23	168	2.9
TOTALS	68	12.4	88	230	.383	46	82	.561	88	152	240	3.5	59	0.9	68	21	28	222	3.3

43	Jake Voskuhl				6'11"	255 lbs.	C	Connecticut							
----	--------------	--	--	--	-------	----------	---	-------------	--	--	--	--	--	--	--

Acquired: From Chicago 10/29/01 for Soumaila Samake and a 2003 2nd rd. pick. Departed: To Charlotte Bobcats 8/2/05 for a conditional 2nd rd. pick.

YEAR	G	MIN	FGM	FGA	PCT	FTM	FTA	PCT	OR	DR	TR	AVG	AST	AVG	TO	STL	BLK	PTS	AVG
'01-02	59	15.3	107	193	.554	82	109	.752	103	147	250	4.2	18	0.3	48	11	23	296	5.0
'02-03	65	14.6	92	163	.564	64	96	.667	97	128	225	3.5	36	0.6	48	18	29	248	3.8
'03-04	66	24.3	152	300	.507	134	181	.740	123	220	343	5.2	57	0.9	77	42	25	438	6.6
'04-05	38	9.5	27	59	.458	26	38	.684	30	62	92	2.4	17	0.4	20	4	11	80	2.4
TOTALS	228	16.7	378	715	.529	306	424	.721	353	557	910	4.0	128	0.5	193	75	88	1062	4.7

PLAYOFFS																			
'02-03	6	16.3	12	17	.706	12	13	.923	9	13	22	3.7	2	0.3	6	4	4	36	6.0

4	Jackson Vroman				6'10"	220 lbs.	F/C	Iowa State							
---	----------------	--	--	--	-------	----------	-----	------------	--	--	--	--	--	--	--

Acquired: Draft rights (31st Overall) from Chicago 6/24/04 with a 1st rd. pick and cash for the draft rights to Luol Deng.

Departed: To New Orleans 1/21/05 with Casey Jacobsen and Maciej Lampe for Jim Jackson and a 2005 2nd rd. pick (via Dallas).

YEAR	G	MIN	FGM	FGA	PCT	FTM	FTA	PCT	OR	DR	TR	AVG	AST	AVG	TO	STL	BLK	PTS	AVG
'04-05	10	5.7	6	16	.375	4	7	.571	5	8	13	1.3	7	0.7	7	3	2	16	1.6

41	Neal Walk				6'10"	220 lbs.	C	Florida							
----	-----------	--	--	--	-------	----------	---	---------	--	--	--	--	--	--	--

Acquired: 1st rd., 1969 NBA Draft (2nd Overall). Departed: To New Orleans Jazz 9/16/74 with 2nd rd. pick for Curtis Perry, Nate Hawthorne, Dennis Awrey and 1st rd. pick.

YEAR	G	MIN	FGM	FGA	PCT	FTM	FTA	PCT	OR	DR	TR	AVG	AST	AVG	TO	STL	BLK	PTS	AVG
'69-70	82	17.0	257	547	.470	155	242	.640	—	—	455	5.5	80	1.0	—	—	—	669	8.2
'70-71	82	24.8	426	945	.451	205	268	.765	—	—	674	8.2	117	1.4	—	—	—	1057	12.9
'71-72	81	26.4	506	1057	.479	256	344	.744	—	—	665	8.2	151	1.9	—	—	—	1268	15.7
'72-73	81	38.4	678	1455	.466	279	355	.786	—	—	1006	12.4	287	3.5	—	—	—	1635	20.2
'73-74	82	31.1	573	1245	.460	235	297	.791	235	602	837	10.2	331	4.0	—	73	57	1381	16.8
TOTALS	408	27.5	2440	5249	.465	1130	1506	.750	235	602	3637	8.9	966	2.4	—	73	57	6010	14.7

PLAYOFFS																			
'69-70	5	12.6	17	43	.395	6	8	.750	—	—	35	7.0	2	0.4	—	—	—	40	8.0

22	John Wallace				6'9"	225 lbs.	F	Syracuse							
----	--------------	--	--	--	------	----------	---	----------	--	--	--	--	--	--	--

Acquired: From Detroit 7/18/01 with Jud Buechler for Clifford Robinson. Departed: Contract expired 6/30/02.

YEAR	G	MIN	FGM	FGA	PCT	FTM	FTA	PCT	OR	DR	TR	AVG	AST	AVG	TO	STL	BLK	PTS	AVG
'01-02	46	10.7	93	214	.435	40	46	.870	27	58	85	1.8	29	0.6	29	11	9	231	5.0

23	Bob Wartick				6'5"	200 lbs.	G	Pepperdine							
----	-------------	--	--	--	------	----------	---	------------	--	--	--	--	--	--	--

Acquired: Signed as free agent 11/8/68. Departed: Waived 9/11/69.

YEAR	G	MIN	FGM	FGA	PCT	FTM	FTA	PCT	OR	DR	TR	AVG	AST	AVG	TO	STL	BLK	PTS	AVG
'68-69	63	15.5	212	501	.423	83	137	.606	—	—	151	2.4	131	2.1	—	—	—	507	8.0

21	Hakim Warrick				6'9"	219 lbs.	F	Syracuse							
----	---------------	--	--	--	------	----------	---	----------	--	--	--	--	--	--	--

Acquired: From Chicago on 7/9/10 in sign-and-trade for 2011 second-round pick. Departed: To New Orleans with sign-and-trade Robin Lopez and cash in three-team deal, Suns sent 2014 second-round pick to Minnesota and received Wesley Johnson and a protected 2013 first-round pick from Minnesota and the contracts of Brad Miller and Jerome Dyson from New Orleans; Hornets sent Minnesota two future second-round picks 7/27/12.

YEAR	G	MIN	FGM	FGA	PCT	FTM	FTA	PCT	OR	DR	TR	AVG	AST	AVG	TO	STL	BLK	PTS	AVG
'10-11	80	17.7	228	446	.511	212	294	.721	88	208	296	3.7	69	0.9	79	32	9	669	8.4
'11-12	35	14.4	74	180	.411	76	99	.768	31	61	92	2.6	30	0.9	36	8	3	225	6.4
TOTALS	115	16.7	302	626	.482	288	393	.733	119	269	388	3.4	99	0.9	115	40	12	894	7.8

2014-15 PHOENIX SUNS

10	Jeff Webb				6'4"				170 lbs.				G				Kansas State			
----	-----------	--	--	--	------	--	--	--	----------	--	--	--	---	--	--	--	--------------	--	--	--

Acquired: Signed as free agent 1/4/72. Departed: Waived 9/25/72.

YEAR	G	MIN	FGM	FGA	PCT	FTM	FTA	PCT	OR	DR	TR	AVG	AST	AVG	TO	STL	BLK	PTS	AVG
71-72	27	4.8	31	65	.477	5	10	.500	—	—	17	0.6	16	0.6	—	—	—	67	2.5

31	Walt Wesley				6'11"				230 lbs.				F				Kansas			
----	-------------	--	--	--	-------	--	--	--	----------	--	--	--	---	--	--	--	--------	--	--	--

Acquired: From Cleveland 11/22/72 for 3rd rd. pick. Departed: To Washington 10/9/73 for two future draft picks.

YEAR	G	MIN	FGM	FGA	PCT	FTM	FTA	PCT	OR	DR	TR	AVG	AST	AVG	TO	STL	BLK	PTS	AVG
72-73	45	8.1	63	155	.406	18	34	.529	—	—	113	2.5	24	0.5	—	—	—	144	3.2

41	Mark West				6'10"				246 lbs.				C				Old Dominion			
----	-----------	--	--	--	-------	--	--	--	----------	--	--	--	---	--	--	--	--------------	--	--	--

Acquired: From Cleveland 2/25/88 with Kevin Johnson. Cleveland's 1st & 2nd rd. picks & L.A. Lakers' 2nd rd. pick for Larry Nance, Mike Sanders & Detroit's 1st rd. pick; Signed as free agent 10/19/99. Departed: To Detroit 8/1/94 for two 2nd rd. picks; Waived 3/25/00.

YEAR	G	MIN	FGM	FGA	PCT	FTM	FTA	PCT	OR	DR	TR	AVG	AST	AVG	TO	STL	BLK	PTS	AVG
'87-88	29	31.6	134	257	.521	75	132	.568	82	160	242	8.3	24	0.8	82	22	68	343	11.1
'88-89	82	24.6	243	372	.653	108	202	.535	167	384	551	6.7	39	0.5	103	35	187	594	7.2
'89-90	82	29.6	331	530	.625	199	288	.691	212	516	728	8.9	45	0.6	126	36	184	861	10.5
'90-91	82	23.9	247	382	.647	135	206	.655	171	393	564	6.9	37	0.5	86	32	161	629	7.7
'91-92	82	17.5	196	310	.632	109	171	.637	134	238	372	4.5	22	0.3	82	14	82	501	6.1
'92-93	82	19.0	175	285	.614	86	166	.518	153	305	458	5.6	29	0.4	93	16	103	436	5.3
'93-94	82	15.0	162	286	.566	58	116	.500	112	183	295	3.6	33	0.4	74	31	109	382	4.7
'99-00	22	5.8	5	12	.417	5	8	.625	6	25	31	1.4	2	0.1	6	2	4	15	0.7
TOTALS	543	21.4	1493	2434	.613	775	1289	.601	1037	2204	3241	6.0	231	0.4	652	188	898	3761	6.9

PLAYOFFS

YEAR	G	MIN	FGM	FGA	PCT	FTM	FTA	PCT	OR	DR	TR	AVG	AST	AVG	TO	STL	BLK	PTS	AVG
'88-89	12	18.9	32	50	.640	10	14	.714	21	32	53	4.4	6	0.5	13	7	19	74	6.2
'89-90	16	34.0	75	130	.577	27	50	.540	53	111	164	10.3	5	0.3	26	4	41	177	11.1
'90-91	4	23.3	9	15	.600	5	7	.714	8	10	18	4.5	2	0.5	3	2	10	23	5.8
'91-92	8	12.0	14	19	.737	4	8	.500	8	9	17	2.3	2	0.3	2	2	4	32	4.0
'92-93	24	19.5	43	79	.544	28	46	.609	36	63	99	4.1	11	0.5	17	4	33	114	4.8
'93-94	7	9.9	5	15	.333	7	10	.700	11	9	20	2.9	0	—	4	0	7	17	2.4
TOTALS	71	21.1	178	308	.578	81	135	.600	137	234	371	5.2	26	0.4	65	19	114	437	6.2

44	Paul Westphal				6'4"				192 lbs.				G				USC			
----	---------------	--	--	--	------	--	--	--	----------	--	--	--	---	--	--	--	-----	--	--	--

Acquired: From Boston 5/23/75 with 2nd rd. pick for Charlie Scott; Signed as free agent 9/14/83. Departed: To Seattle 6/30/80 for Dennis Johnson; Contract expired on 6/30/84.

YEAR	G	MIN	FGM	FGA	PCT	FTM	FTA	PCT	OR	DR	TR	AVG	AST	AVG	TO	STL	BLK	PTS	AVG
'75-76	82	36.1	657	1329	.494	365	440	.830	74	185	259	3.1	440	5.4	—	210	38	1679	20.5
'76-77	81	32.1	682	1317	.518	362	439	.825	57	133	190	2.3	459	5.7	—	134	21	1726	21.3
'77-78	80	31.0	809	1568	.516	396	487	.813	41	123	164	2.1	437	5.5	280	138	31	2014	25.2
'78-79	81	32.6	801	1496	.535	339	405	.837	35	124	159	2.0	529	6.5	232	111	26	1941	24.0
'79-80	82	32.5	692	1317	.525	382	443	.862	46	141	187	2.3	416	5.1	207	119	35	1792	21.9
'83-84	59	14.7	144	313	.460	117	142	.824	8	35	43	0.7	148	2.5	77	41	6	412	7.0
TOTALS	465	30.6	3785	7340	.516	1961	2356	.832	261	741	1002	2.2	2429	5.2	796	753	157	9564	20.6

PLAYOFFS

YEAR	G	MIN	FGM	FGA	PCT	FTM	FTA	PCT	OR	DR	TR	AVG	AST	AVG	TO	STL	BLK	PTS	AVG
'75-76	19	36.1	165	323	.511	71	93	.763	14	33	47	2.5	96	5.1	—	34	9	401	21.1
'77-78	2	33.0	22	47	.468	8	9	.889	3	3	6	3.0	19	9.5	5	1	0	52	26.0
'78-79	15	35.6	142	287	.495	52	66	.788	7	26	33	2.2	64	4.3	38	15	5	336	22.4
'79-80	8	31.6	69	142	.486	28	32	.875	2	8	10	1.3	31	3.9	13	11	3	167	20.9
TOTALS	44	35.0	398	799	.498	159	200	.795	26	70	96	2.2	210	4.8	56	61	17	956	21.7

25	John Wetzel				6'5"				195 lbs.				G				Virginia Tech			
----	-------------	--	--	--	------	--	--	--	----------	--	--	--	---	--	--	--	---------------	--	--	--

Acquired: 1968 Expansion Draft from L.A. Lakers; Acquired 10/24/75 off waivers. Departed: Waived 1/15/73; Retired on 8/26/76.

YEAR	G	MIN	FGM	FGA	PCT	FTM	FTA	PCT	OR	DR	TR	AVG	AST	AVG	TO	STL	BLK	PTS	AVG
'70-71	70	15.6	124	288	.431	83	101	.822	—	—	153	2.2	114	1.6	—	—	—	331	4.7
'71-72	51	8.2	31	82	.378	23	30	.800	—	—	65	1.3	56	1.1	—	—	—	86	1.7
'75-76	37	6.7	22	46	.478	20	24	.833	8	30	38	1.0	19	0.5	—	9	3	64	1.7
TOTALS	158	11.0	177	416	.425	126	155	.813			256	1.6	189	1.2	—	9	3	481	3.0

PLAYOFFS

'75-76	2	2.5	0	0	0	2	2	1.000	0	2	2	1.0	0	0.0	—	0	0	2	1.0
--------	---	-----	---	---	---	---	---	-------	---	---	---	-----	---	-----	---	---	---	---	-----

55	Jahidi White				6'9"				290 lbs.				C				Georgetown			
----	--------------	--	--	--	------	--	--	--	----------	--	--	--	---	--	--	--	------------	--	--	--

Acquired: From Washington 11/5/03 for Brevin Knight. Departed: Selected by Charlotte 6/22/04 in NBA Expansion Draft. Phoenix also sent Charlotte a future 1st rd. pick owed to the Suns from Cleveland.

YEAR	G	MIN	FGM	FGA	PCT	FTM	FTA	PCT	OR	DR	TR	AVG	AST	AVG	TO	STL	BLK	PTS	AVG
'03-04	61	14.1	99	189	.524	63	126	.500	97	164	261	4.3	7	0.1	65	25	50	261	4.3

7	Rory White				6'7"				212 lbs.				F				South Alabama			
---	------------	--	--	--	------	--	--	--	----------	--	--	--	---	--	--	--	---------------	--	--	--

Acquired: 4th rd., 1982 NBA Draft (86th Overall). Departed: Waived 12/20/83.

YEAR	G	MIN	FGM	FGA	PCT	FTM	FTA	PCT	OR	DR	TR	AVG	AST	AVG	TO	STL	BLK	PTS	AVG
'82-83	65	9.6	127	234	.543	70	109	.642	47	58	105	1.6	30	0.5	51	16	2	324	5.0
'83-84	22	14.0	69	144	.479	24	42	.571	30	32	62	2.9	14	0.6	18	13	2	162	7.4
TOTALS	87	10.7	196	378	.519	94	151	.623	77	90	167	1.9	44	0.5	69	29	4	486	5.6

PLAYOFFS

'82-83	3	13.3	7	14	.500	2	4	.500	1	9	10	3.3	0	0.0	1	0	0	16	5.3
--------	---	------	---	----	------	---	---	------	---	---	----	-----	---	-----	---	---	---	----	-----

55	Earl Williams	6'7"	235 lbs.	F	Winston-Salem
----	---------------	------	----------	---	---------------

Acquired: 3rd rd., 1974 NBA Draft (49th Overall). Departed: To Detroit 5/28/75 for 2nd rd. pick.

YEAR	G	MIN	FGM	FGA	PCT	FTM	FTA	PCT	OR	DR	TR	AVG	AST	AVG	TO	STL	BLK	PTS	AVG
74-75	79	13.2	163	394	.414	45	103	.437	156	300	456	5.8	95	1.2	—	28	32	371	4.7

18	John "Hot Rod" Williams	6'11"	245 lbs.	C	Tulane
----	-------------------------	-------	----------	---	--------

Acquired: From Cleveland 10/7/95 for Dan Majerle, Antonio Lang and 1st rd. pick. Departed: Contract expired on 6/30/98.

YEAR	G	MIN	FGM	FGA	PCT	FTM	FTA	PCT	OR	DR	TR	AVG	AST	AVG	TO	STL	BLK	PTS	AVG
'95-96	62	26.6	108	397	.453	95	130	.731	129	243	372	6.0	62	1.0	62	46	90	455	7.3
'96-97	68	31.4	204	416	.490	133	198	.672	178	384	562	8.3	100	1.5	66	67	88	541	8.0
'97-98	71	18.8	95	202	.470	65	93	.699	107	205	312	4.4	49	0.7	29	33	60	255	3.6
TOTALS	201	25.5	479	1015	.472	293	421	.696	414	832	1246	6.2	211	1.0	157	146	238	1251	6.2

PLAYOFFS

'95-96	4	28.8	14	32	.438	8	12	.667	11	15	26	6.3	1	0.3	6	0	7	36	9.0
'96-97	5	21.0	8	15	.533	4	10	.400	10	13	23	4.6	3	0.6	5	2	8	20	4.0
'97-98	3	11.0	2	7	.286	2	3	.667	2	2	4	1.3	1	0.3	0	1	2	6	2.0
TOTALS	12	21.1	24	54	.444	14	25	.560	23	30	53	4.4	5	0.4	11	3	17	62	5.2

21	Micheal Williams	6'2"	175 lbs.	G	Baylor
----	------------------	------	----------	---	--------

Acquired: From Detroit 6/27/89 with Kenny Battle for Anthony Cook. Departed: Waived 12/12/89.

YEAR	G	MIN	FGM	FGA	PCT	FTM	FTA	PCT	OR	DR	TR	AVG	AST	AVG	TO	STL	BLK	PTS	AVG
'89-90	6	4.3	2	10	.200	1	2	.500	1	0	1	0.2	4	0.7	9	0	0	5	0.8

47	Scott Williams	6'10"	260 lbs.	C	North Carolina
----	----------------	-------	----------	---	----------------

Acquired: Signed as free agent 7/19/02. Departed: Waived 1/28/04.

YEAR	G	MIN	FGM	FGA	PCT	FTM	FTA	PCT	OR	DR	TR	AVG	AST	AVG	TO	STL	BLK	PTS	AVG
'02-03	69	12.6	120	292	.411	33	42	.786	72	121	193	2.8	22	0.3	32	27	21	273	4.0
'03-04	16	16.7	53	101	.525	9	13	.692	23	49	72	4.5	6	0.4	6	15	7	117	7.3
TOTALS	85	13.9	173	393	.440	42	55	.764	95	170	265	3.1	28	0.3	38	42	28	390	4.6

PLAYOFFS

'02-03	6	13.8	11	32	.344	2	2	1.000	6	9	15	2.5	1	0.2	1	4	3	24	4.0
--------	---	------	----	----	------	---	---	-------	---	---	----	-----	---	-----	---	---	---	----	-----

21	George Wilson	6'8"	240 lbs.	F	Cincinnati
----	---------------	------	----------	---	------------

Acquired: 1968 Expansion Draft from Seattle. Departed: To Philadelphia 1/20/69 for Jerry Chambers.

YEAR	G	MIN	FGM	FGA	PCT	FTM	FTA	PCT	OR	DR	TR	AVG	AST	AVG	TO	STL	BLK	PTS	AVG
'68-69	41	12.94	191	481	.397	93	151	.616	—	—	505	12.3	76	1.9	—	—	—	475	11.6

10	David Wood	6'9"	230 lbs.	F	Nevada
----	------------	------	----------	---	--------

Acquired: Signed 10-day contract 1/18/96. Departed: 10-day contract expired 1/27/96.

YEAR	G	MIN	FGM	FGA	PCT	FTM	FTA	PCT	OR	DR	TR	AVG	AST	AVG	TO	STL	BLK	PTS	AVG
'95-96	4	8.5	1	6	.167	2	2	1.000	2	3	5	1.3	2	0.5	2	1	0	4	1.0

43	Michael Young	6'7"	220 lbs.	F	Houston
----	---------------	------	----------	---	---------

Acquired: Signed as free agent 11/27/84. Departed: Waived 12/10/84.

YEAR	G	MIN	FGM	FGA	PCT	FTM	FTA	PCT	OR	DR	TR	AVG	AST	AVG	TO	STL	BLK	PTS	AVG
'84-85	2	5.5	2	6	.333	0	0	—	1	1	2	1.0	0	—	0	0	0	4	2.0

40	Luke Zeller	6'11"	245 lbs.	F/C	Notre Dame
----	-------------	-------	----------	-----	------------

Acquired: Signed as free agent 10/1/12. Departed: Waived 2/21/13.

YEAR	G	MIN	FGM	FGA	PCT	FTM	FTA	PCT	OR	DR	TR	AVG	AST	AVG	TO	STL	BLK	PTS	AVG
'12-13	16	3.6	9	26	.346	0	0	—	1	9	10	0.6	3	0.2	0	0	0	19	1.2

Suns Transactions

1968-69

- Aug. 27** Acquired 2nd rd. pick from Boston for Emmette Bryant.
- Sept. 11** Acquired 3rd rd. pick and cash from Atlanta for Dennis Hamilton.
- Sept. 12** Acquired 1st rd. pick and cash from Milwaukee for Dick Cunningham.
- Oct. 18** Acquired Eddie Biedenbach off waivers from L.A. Lakers.
- Nov. 6** Waived Rodney Knowles.
- Nov. 8** Acquired Bob Warlick off waivers from Milwaukee.
- Nov. 21** Waived Eddie Biedenbach.
- Dec. 17** Acquired Jim Fox and 3rd rd. pick from Detroit for McCoy McLeMORE.
- Jan. 20** Acquired Jerry Chambers from Philadelphia for George Wilson.

1969-70

- May 8** Acquired Paul Silas from Atlanta for Gary Gregor.
- June 20** Signed Connie Hawkins.
- Sept. 11** Waived Bob Warlick.
- Sept. 13** Acquired 2nd rd. pick from Philadelphia for rights to Bill Melchionni.
- Sept. 20** Acquired 3rd rd. pick from Atlanta for rights to Eugene Tormohlen.
- Oct. 1** Waived David Lattin.
- Oct. 26** Acquired Art Harris from Seattle for Dick Snyder.
- Jan. 2** Jerry Colangelo assumes head coaching duties from Johnny Kerr.

1970-71

- Apr. 23** Acquired Clem Haskins from Chicago for Jim Fox and future pick.
- May 11** Jerry Chambers and Stan McKenzie selected by Portland in expansion draft.
- May 20** Acquired Mel Counts from L.A. Lakers for Gail Goodrich.
- July 8** Acquired 4th rd. pick from New York for rights to Heywood Dotson.
- July 27** Waived Neil Johnson.

1971-72

- Apr. 2** Acquired Otto Moore from Detroit for future considerations.
- Aug. 31** Acquired two 3rd rd. picks from Cleveland for Greg Howard.
- Sept. 21** Waived Joe Thomas.
- Dec. 27** Acquired two 3rd rd. picks from Cincinnati for Fred Taylor.
- Jan. 4** Signed free agent Jeff Webb.
- Mar. 14** Acquired Charlie Scott from Boston for future considerations (Paul Silas).

1972-73

- Apr. 7** Acquired 1st rd. pick from Houston for Otto Moore.
- Apr. 10** Acquired Gus Johnson from Baltimore for 2nd rd. pick.
- Sept. 19** Paul Silas sent to Boston to complete Charlie Scott deal; Acquired Paul Stovall from L.A. Lakers for two picks.
- Sept. 25** Waived Jeff Webb.
- Sept. 29** Waived Art Harris.
- Oct. 9** Waived John Wetzel.
- Oct. 10** Acquired 2nd rd. pick and cash from Philadelphia for Mel Counts.
- Oct. 30** Jerry Colangelo assumes head coaching duties from Bill van Breda Kolff.
- Nov. 22** Acquired Walt Wesley from Cleveland for 3rd rd. pick.
- Dec. 1** Waived Gus Johnson.

1973-74

- Sept. 14** Waived Paul Stovall.
- Sept. 18** Waived Dennis Layton.
- Sept. 18** Waived Scott English.
- Oct. 9** Acquired Bob Christian from Atlanta for two picks; Acquired two future picks from Washington for Walt Wesley.
- Oct. 30** Acquired Keith Erickson and 2nd rd. pick from L.A. Lakers for Connie Hawkins.
- Nov. 27** Waived Joe Reaves.
- Jan. 25** Acquired rights to Bill Chamberlain from Golden State for 3rd rd. pick; Signed Chamberlain.

1974-75

- May 20** Lamar Green selected by New Orleans Jazz in the expansion draft.
- July 31** Waived Bob Christian.
- Sept. 6** Acquired Dave Stallworth and 2nd rd. pick from Washington for Clem Haskins.
- Sept. 16** Acquired Curtis Perry, Dennis Awtrey, Nate Hawthorne and a 1st rd. pick ('76; Ricky Sobers) from New Orleans Jazz for Neal Walk and 2nd rd. pick ('75).
- Sept. 24** Waived Bill Chamberlain.
- Oct. 10** Waived Dave Stallworth; Acquired rights to Washington's 2nd rd. pick ('75) to complete Clem Haskins deal.
- Nov. 27** Acquired 2nd rd. pick ('76) and 3rd rd. pick ('77) from L.A. Lakers for Corky Calhoun.
- Jan. 2** Signed free agent Greg Jackson.

1975-76

- May 23** Acquired Paul Westphal and two 2nd rd. picks ('75 and '76) from Boston for Charlie Scott.
- May 28** Acquired Willie Norwood from Detroit for Earl Williams.
- May 29** Acquired 1st rd. pick in '75 draft from Buffalo for one of two Phoenix 1st rd. picks in '76 draft.
- June 9** Acquired Phil Lumpkin from Portland for 2nd rd. pick ('76).
- June 10** Signed free agent Dennis Layton.
- July 15** Waived Jim Owens.
- Sept. 17** Acquired future draft considerations from Washington for Greg Jackson.
- Sept. 30** Acquired rights to Detroit's 2nd rd. pick ('76) for Willie Norwood.
- Oct. 4** Waived Dennis Layton.
- Oct. 24** Waived Gary Melchionni; Acquired John Wetzel off waivers from Atlanta.
- Nov. 3** Acquired Pat Riley from L.A. Lakers for two 2nd rd. picks ('76 and '77).
- Nov. 22** Mike Bantom sold to Seattle.
- Feb. 1** Acquired Gar Heard and 2nd rd. pick ('76) from Buffalo for John Shumate.
- Feb. 11** Waived Fred Saunders.

1976-77

- Aug. 25** Acquired Tom Van Arsdale from Buffalo for 2nd rd. pick ('77) and cash.
- Aug. 26** John Wetzel retires. He is first player to retire as a member of the Suns.
- Sept. 21** Pat Riley retires.
- Oct. 15** Waived Nate Hawthorne, Phil Lumpkin and Marv Roberts.
- Dec. 7** Signed free agent Dale Schleuter.
- Mar. 18** Acquired rights to Bayard Forrest from Seattle for 2nd rd. pick ('79) and cash.

1977-78

- Apr. 10** Tom Van Arsdale retires.
- May 12** Dick Van Arsdale retires.
- June 6** Keith Erickson becomes free agent by playing out option.
- July 15** Acquired 4th rd. pick ('78) from Portland for Dale Schleuter.
- Sept. 6** Acquired Don Buse from Indiana for Ricky Sobers.
- Oct. 17** Waived Butch Feher.
- Nov. 14** Waived Greg Griffin.
- Feb. 16** Re-signed Greg Griffin after Curtis Perry was placed on injured list.

1978-79

- Aug. 23** Suspended Greg Griffin who signed contract to play European basketball.
- Sept. 13** Curtis Perry retires.
- Oct. 11** Acquired 2nd rd. pick and cash from Boston for Dennis Awtrey.
- Oct. 12** Waived Ira Terrell.
- Jan. 12** Acquired Len "Truck" Robinson from New Orleans Jazz for Ron Lee, Marty Byrnes, two 1st rd. picks ('79, '80) and cash.
- Jan. 15** Signed free agent Ted McClain.
- May 22** Signed free agent Jeff Cook.

1979-80

- June 22** Acquired 1st rd. pick ('79; Kyle Macy) from Washington for rights to Steve Malovic.
- Aug. 27** Acquired Andre Wakefield from Detroit for 4th rd. pick ('81).
- Sept. 4** Waived Ted McClain.
- Sept. 13** Re-signed free agent Greg Griffin.
- Oct. 1** Waived Charlie Jones, Al Green and Greg Griffin.
- Feb. 15** Acquired Rich Kelley from New Jersey for 1st ('82), 2nd rd. picks ('83) and cash.

1980-81

- May 22** Signed Kyle Macy.
- May 28** Mike Bratz selected by Dallas in Expansion Draft.
- June 3** Acquired Dennis Johnson from Seattle for Paul Westphal.
- June 9** Acquired Wiley Peck from Dallas for 2nd rd. pick ('81) and future considerations.
- Sept. 8** Waived Wiley Peck.
- Nov. 25** Acquired two 2nd rd. picks ('81, '82) and cash from Indiana for Don Buse.
- Feb. 3** Acquired 3rd rd. pick ('81) and a future conditional pick from San Diego Clippers as compensation for the free-agent signing of Gar Heard.

1981-82

- June 8** Acquired Dudley Bradley from Indiana for 2nd rd. picks ('81, '82) and relinquished rights to '83 switch of 1st rd. picks.
- June 18** Waived Mike Niles.
- Sept. 30** Acquired 3rd rd. pick from Chicago for Johnny High.
- Oct. 26** Signed free agent John McCullough.
- Dec. 18** Waived John McCullough.

1982-83

- June 21** Acquired '82 1st rd. pick (David Thirdkill) from Denver for Rich Kelley.
- July 1** Waived Dudley Bradley.
- July 7** Re-signed Johnny High; Acquired Maurice Lucas from New York for Truck Robinson.
- Dec. 21** Waived Craig Dykema.
- Feb. 7** Signed free agent Charles Pittman.
- Feb. 8** Acquired James Edwards from Cleveland for Jeff Cook, 3rd rd. pick ('83), and an exchange of 1st rd picks ('83) and cash.

1983-84

- June 27** Acquired Rick Robey and two 2nd rd. picks ('83) from Boston for Dennis Johnson and 1st rd. pick ('83).
- Sept. 14** Signed free agent Paul Westphal.
- Oct. 17** Acquired two 2nd rd. picks ('86 and '87) from Detroit for David Thirdkill.
- Dec. 19** Waived Johnny High; Signed free agent Mike Sanders.
- Dec. 20** Waived Rory White.
- Jan. 11** Re-signed Johnny High to 10-day contract.
- Jan. 20** Re-signed Johnny High to 2nd 10-day contract.
- Feb. 1** Waived Johnny High.

1984-85

- Nov. 27** Signed free agent Michael Young.
- Dec. 10** Waived Michael Young.

1985-86

- June 14** Acquired Bernard Thompson from Portland for 2nd rd. pick ('87).
- Aug. 19** Acquired two 2nd rd. picks ('88 and '89) from L.A. Lakers for Maurice Lucas.
- Oct. 4** Free agent Kyle Macy signed by Chicago. Suns waived right of first refusal for 2nd rd. picks ('86, '90).
- Oct. 8** Signed Devin Durrant.
- Oct. 14** Waived Alvin Scott.
- Nov. 4** Waived Devin Durrant and Michael Holton.
- Dec. 10** Waived Charles Pittman.
- Dec. 13** Re-signed Charles Pittman.
- Mar. 29** Signed free agent Sedric Toney.

1986-87

- June 8** Released Rod Foster.
- July 31** Declined option on final year of Rick Robey's contract, became a veteran free agent.
- Aug. 13** Charles Pittman signed contract with Varese of the Italian Basketball League.
- Sept. 2** Georgi Glouchkov signed contract with Caserta of Italian Basketball League; Placed on Suns' suspended list.
- Oct. 23** Waived Sedric Toney.
- Oct. 28** Waived Charles Jones.
- Feb. 26** Released John MacLeod as head coach; Named Dick Van Arsdale interim head coach.

1987-88

- Apr. 27** Named John Wetzel head coach.
- May 13** Named Herb Brown assistant coach; Named Cotton Fitzsimmons director of player personnel.
- June 11** Signed free agents Victor Fleming, Bill Martin and Joe Ward.
- June 19** Acquired 1st rd. pick ('88) from Detroit for William Bedford; Acquired Eddie Johnson from Sacramento for Ed Pinckney and 2nd rd. pick.
- June 30** Did not renew assistant coach Al Bianchi's contract.
- Aug. 25** Rafael Addison signed with Allibert of Italian Basketball League; Placed on Suns' suspended list.
- Oct. 1** Signed free agent Greg Spurling.
- Oct. 2** Signed free agent Jeff Cook.
- Oct. 3** Signed free agent Ozell Jones.
- Oct. 13** Waived Grant Gondrezick, Steve Beck and Bruce Dalrymple.
- Oct. 14** Jerry Colangelo-led group purchases Suns franchise for \$44.5 million.
- Oct. 19** Waived Victor Fleming, Rafael Addison and Greg Spurling.
- Oct. 20** Re-signed Victor Fleming; Extended offer sheet to restricted free agent Alton Lister; Offer was matched by Seattle.
- Oct. 29** Acquired James Bailey from Cleveland for 2nd rd. pick ('88).
- Oct. 31** Waived Ozell Jones.
- Nov. 4** Waived Victor Fleming.
- Dec. 26** Waived Bill Martin.
- Feb. 24** Acquired Ron Moore and 2nd rd. pick ('91) from Detroit for James Edwards.
- Feb. 25** Acquired Kevin Johnson, Mark West, Ty Corbin, 1st and 2nd rd. picks ('88), and Lakers' 2nd rd. pick ('89) from Cleveland for Larry Nance, Mike Sanders and Detroit's 1st rd. pick ('88); Jay Humphries traded to Milwaukee for Craig Hodges and Golden State's 2nd rd. pick ('88); Waived Bernard Thompson.

1988-89

- Apr. 29** Alvan Adams retired.
May 2 Relieved John Wetzel and Herb Brown of coaching duties.
May 10 Named Cotton Fitzsimmons head coach; Named Paul Westphal assistant coach.
June 20 Named Lionel Hollins assistant coach.
June 30 Elect not to re-sign veteran free agents James Bailey and Jeff Cook.
July 5 Signed Tom Chambers as the first unrestricted free agent in NBA history.
July 6 Walter Davis signs with Denver.
Aug. 29 Elected not to re-sign Ron Moore.
Sept. 26 Named Len "Truck" Robinson part-time assistant coach.
Nov. 25 Suspended Kenny Gattison.
Dec. 14 Acquired Ed Nealy and 2nd rd. pick ('89) from Chicago for Craig Hodges.
Dec. 27 Waived Winston Crite.
Dec. 30 Signed Mark Davis to 10-day contract.
Jan. 9 Re-signed Mark Davis to 2nd 10-day contract.
Jan. 14 Waived Mark Davis.
Jan. 16 Signed T.R. Dunn to 10-day contract.
Jan. 26 Re-signed T.R. Dunn to 2nd 10-day contract.
Feb. 5 Re-signed T.R. Dunn for rest of the season.

1989-90

- June 15** Tyrone Corbin selected by Minnesota in Expansion Draft.
June 27 Acquired Kenny Battle and Michael Williams from Detroit for 1st rd. pick.
Aug. 24 Signed free agent Steve Kerr.
Sept. 5 Acquired 2nd rd. pick ('93) from Cleveland for Steve Kerr.
Sept. 21 Waived Kenny Gattison.
Oct. 5 Traded Ed Nealy to Chicago for future considerations.
Nov. 2 Waived Dean Garrett.
Dec. 12 Waived Micheal Williams.
Dec. 13 Acquired Kurt Rambis and two 2nd rd. picks from Charlotte Hornets for Armon Gilliam.
Mar. 21 Signed Tim Legler to 10-day contract.
Mar. 26 Signed Mike McGee for rest of the season.
Mar. 31 Re-signed Tim Legler to a 2nd 10-day contract.

1990-91

- July 1** Did not extend offer to Greg Grant; Mike McGee's contract not renewed.
July 20 Signed free agent Ed Nealy.
Sept. 6 Signed free agent Ian Lockhart.
Sept. 28 Acquired 2nd rd. pick ('93) from Washington for Mike Morrison.
Oct. 28 Acquired future 1st rd. pick ('94, Wesley Person) from Philadelphia for rights to Jayson Williams.
Nov. 14 Waived Ricky Blanton.
Dec. 7 Acquired Xavier McDaniel from Seattle for Eddie Johnson and two 1st rd. picks ('91 and '93 or '94).
Jan. 23 Waived Kenny Battle.
Jan. 26 Signed free agent Joe Barry Carroll.

1991-92

- Aug. 6** Ian Lockhart signed with Cholet, France.
Oct. 1 Acquired Jerrod Mustaf, Trent Tucker and two 2nd rd. picks from New York for Xavier McDaniel.
Oct. 29 Waived Joey Wright.
Oct. 30 Waived Joe Barry Carroll.
Oct. 31 Placed Richard Dumas on suspended list.
Nov. 15 Waived Trent Tucker.
Feb. 14 Signed Steve Burt to 10-day contract.
Feb. 24 Re-signed Steve Burt to 2nd 10-day deal.
Mar. 5 Re-signed Steve Burt for rest of the season.

1992-93

- Apr. 23** Paul Westphal replaces Cotton Fitzsimmons as head coach; Fitzsimmons becomes the team's Senior Executive V.P.
June 17 Acquired Charles Barkley from Philadelphia for Jeff Hornacek, Tim Perry and Andrew Lang.
July 2 Waived Steve Burt.
July 3 Signed free agent Danny Ainge.
Aug. 4 Signed free agent Bob Martin.
Aug. 18 Signed free agent Tim Kempton.
Sept. 29 Signed free agent Alex Stivrins.
Oct. 8 Signed picks Oliver Miller and Brian Davis; Signed free agent Frank Johnson.
Oct. 22 Waived Brian Davis.
Nov. 3 Waived Frank Johnson and Bob Martin.
Nov. 5 Waived Ed Nealy; Re-signed Frank Johnson to one-year contract; Signed free agent Duane Cooper.
Nov. 20 Waived Kurt Rambis.
Nov. 25 Waived Alex Stivrins.
Dec. 1 Re-signed Alex Stivrins.
Dec. 16 Activated Richard Dumas from the suspended list.
Dec. 26 Waived Alex Stivrins.
Mar. 28 Re-signed Alex Stivrins to 10-day contract; placed Richard Dumas on suspended list.
Apr. 7 Re-signed Alex Stivrins to 2nd 10-day contract.

1993-94

- June 25** Chose not to exercise option on Tom Chambers, making him an unrestricted free agent.
July 23 Re-signed free agent Richard Dumas.
July 28 Re-signed Frank Johnson.
Aug. 13 Signed free agent Joe Kleine.
Aug. 26 Signed free agent Cedric Ceballos.
Sept. 8 Signed pick Malcolm Mackey to multi-year contract.
Sept. 28 Signed free agent A.C. Green.
Oct. 7 Signed free agent Rod Higgins.
Oct. 16 Waived Byron Wilson.
Nov. 2 Waived Rod Higgins.
Nov. 10 Acquired 2nd rd. pick ('96, Ben Davis) from San Antonio for Negele Knight; Signed free agent Duane Cooper to one-year contract.
Jan. 21 Waived Tim Kempton.
Jan. 22 Signed Elliot Perry to 10-day contract.
Feb. 1 Re-signed Elliot Perry to 2nd 10-day contract.
Feb. 11 Re-signed Elliot Perry for the rest of season.
Feb. 26 Waived Joe Courtney.
Apr. 15 Signed Skeeter Henry for rest of season.

1994-95

- June 2** Signed Kevin Johnson to a one-year contract extension.
- July 22** Waived Skeeter Henry.
- July 29** Charles Claxton, the 50th pick, announces he will return to Georgia for senior year, Suns retain rights until 1996 Draft.
- Aug. 1** Acquired two 2nd rd. picks (Russ Millard in '96; '99) from Detroit for Mark West.
- Sept. 8** Signed free agent Danny Manning to one-year contract.
- Sept. 15** Signed Antonio Lang and Aaron Swinson; Signed free agent Winston Garland; Waived Jerrod Mustaf as part of agreement to buy out remaining two years of his contract.
- Sept. 16** Signed free agent Wayman Tisdale to one-year contract.
- Sept. 20** Did not match Detroit's offer sheet for restricted free agent Oliver Miller.
- Sept. 23** Acquired 1st rd. pick ('95, Michael Finley) from L.A. Lakers for Cedric Ceballos.
- Sept. 30** Signed free agent Dan Schayes.
- Oct. 13** Waived Duane Cooper.
- Nov. 2** Waived Anthony Goldwire, Winston Garland and Malcolm Mackey.
- Nov. 11** Signed free agent Trevor Ruffin.
- Dec. 29** Waived Aaron Swinson.
- Mar. 14** Activated Richard Dumas from the suspended list.
- May 17** Waived Richard Dumas.
- May 31** Released assistant coaches Lionel Hollins and Scotty Robertson from duties.

1995-96

- June 1** Named Paul Silas assistant coach.
- June 14** Stefano Rusconi signed with Benetton Treviso of Italian Basketball League.
- July 1** NBA lockout begins.
- July 26** Named Donn Nelson assistant coach.
- Sept. 18** NBA lockout ends.
- Sept. 25** Re-signed free agent Elliot Perry; Signed free agent John Coker.
- Oct. 2** Signed second-round pick Chris Carr.
- Oct. 3** Signed free agents Steve Turner and Orlando Smart.
- Oct. 4** Signed 1st rd. picks Michael Finley and Mario Bennett; Re-signed free agent Wayman Tisdale to a two-year contract.
- Oct. 7** Acquired John "Hot Rod" Williams from Cleveland for Dan Majerle, Antonio Lang and a conditional 1st rd. pick ('96, '97 or '98).
- Oct. 12** Re-signed free agent Danny Manning to a six-year contract.
- Nov. 1** Signed free agent Tony Smith.
- Jan. 16** Relieved Paul Westphal of head coaching duties; Named Cotton Fitzsimmons head coach.
- Jan. 18** Signed free agent David Wood to 10-day contract (allowed under NBA's Special Hardship Rule due to numerous Suns injuries).
- Jan. 31** Waived Stefano Rusconi.
- Feb. 22** Acquired Terrence Rencher from Miami for Tony Smith.

1996-97

- May 30** Named Danny Ainge assistant coach and future head coach.
- July 12** Re-signed free agent John Coker.
- July 19** Unrestricted free agent Chris Carr signed contract with Minnesota.
- July 24** Signed 1st rd. pick Steve Nash.
- Aug. 15** Signed free agent Evric Gray.
- Aug. 19** Acquired Chuckie Brown, Mark Bryant, Sam Cassell and Robert Horry from Houston for Charles Barkley and 2nd rd. pick ('99).
- Aug. 25** Acquired Marty Conlon and conditional 1st pick ('97, '98 or '99) from Milwaukee for Elliot Perry.
- Oct. 13** Signed free agent Rex Chapman to a one-year contract.
- Oct. 29** Waived Mario Bennett, John Coker and Marty Conlon.
- Nov. 14** Head Coach Cotton Fitzsimmons steps down; Named Danny Ainge head coach.
- Dec. 4** Acquired Darrin Hancock and a conditional 2nd. rd. pick (1997, '98, '99) from Milwaukee for Chuckie Brown.
- Dec. 10** Waived Darrin Hancock.
- Dec. 26** Acquired Jason Kidd with Tony Dumas and Loren Meyer from Dallas for Michael Finley, Sam Cassell, A.C. Green and 2nd rd. pick.
- Jan. 10** Acquired Cedric Ceballos and Rumeal Robinson from L.A. Lakers for Robert Horry and Joe Kleine.
- Jan. 31** Signed free agent Dexter Boney to a 10-day contract.
- Feb. 11** Re-signed Dexter Boney to a 2nd 10-day contract.
- Feb. 14** Waived Rumeal Robinson.
- Feb. 20** Signed free agent Horacio Llamas to a 10-day contract; Named Frank Johnson assistant coach.
- Mar. 3** Re-signed Horacio Llamas to a second 10-day contract.
- Mar. 13** Re-signed Horacio Llamas for the remainder of the 1996-97 season.
- Apr. 5** Signed free agent Mike Brown for the remainder of the season.

1997-98

- June 24** Re-signed Kevin Johnson to a one-year contract.
June 25 Named Scott Skiles assistant coach.
July 2 Re-signed free agent Mark Bryant to a two-year contract.
July 8 Re-signed free agents Rex Chapman, John Williams and Horacio Llamas to one-year contracts.
July 15 Signed second-round pick Stephen Jackson.
Aug. 22 Signed free agents Tom Chambers and William Cunningham.
Aug. 25 Signed free agent Clifford Robinson to a one-year contract utilizing the million-dollar exception.
Sept. 2 Signed veteran free agent George McCloud to a one-year contract for the league minimum.
Sept. 29 Signed Shawn Dirden, Russ Millard and Dwayne Schintzius.
Oct. 1 Acquired Antonio McDyess from Denver in a three-team deal with Cleveland: Suns sent Wesley Person and Tony Dumas to the Cavs and four picks: two firsts (1998; Milwaukee's, in 1998 or '99); two seconds (2000, '02) to Denver. Cleveland also sent a future 1st-rd. choice to Denver.
Oct. 10 Waived Dwayne Schintzius.
Oct. 13 Waived Will Cunningham.
Oct. 20 Waived Russ Millard.
Oct. 28 Waived Shawn Dirden.
Oct. 30 Waived Stephen Jackson.
Nov. 21 Acquired Marko Milic from Philadelphia for Tom Chambers.
Dec. 11 Signed free agent Brooks Thompson.
Jan. 7 Waived free agent Brooks Thompson.
Jan. 9 Re-signed free agent Brooks Thompson to 10-day contract.
Jan. 19 Re-signed Brooks Thompson to second 10-day contract.
Jan. 29 Waived free agent Brooks Thompson.
Feb. 18 Acquired Dennis Scott from Dallas Mavericks for Cedric Ceballos.
Apr. 18 Signed free agent Mike Brown for remainder of season.
June 24 Acquired Dallas' unconditional 1st-rd. pick in 1999 (used to draft Shawn Marion), the draft rights to Pat Garrity (Milwaukee's first-rd. pick, No. 18, acquired by Dallas in a separate deal), Martin Muursepp and Bubba Wells from Dallas in exchange for veteran Steve Nash; Acquired the draft rights to Toby Bailey from the L.A. Lakers for future considerations.

1998-99

- June 30** NBA commences lockout.
Jan. 21 NBA lockout officially ends and training camps open.
Jan. 22 Re-signed free agents Horacio Llamas and Marko Milic; Signed rookie Toby Bailey and free agents James Collins, Joe Kleine.
Jan. 23 Acquired Luc Longley from Chicago for Mark Bryant, Martin Muursepp, Bubba Wells and a conditional 1st rd. pick; Re-signed free agent George McCloud.
Jan. 24 Signed free agents Tom Gugliotta and Jamie Feick.
Jan. 25 Re-signed free agents Rex Chapman and Clifford Robinson and signed rookies Pat Garrity and Gerald Brown.
Jan. 29 Signed free agent Shawn Respert; Waived Jamie Feick.
Feb. 2 Waived James Collins.
Feb. 3 Signed free agent Chris Morris.
Mar. 2 Waived Shawn Respert.
Apr. 1 Signed Jimmy Oliver to a 10-day contract.
Apr. 7 Released Jimmy Oliver.
Apr. 28 Signed Alvin Sims for rest of the season.
May 4 Signed Randy Livingston for the rest of the season; Released Alvin Sims.
May 24 Sent 1st rd. pick (16th overall) in the 1999 Draft to Chicago to complete the Luc Longley trade.

1999-00

- Aug. 2** Re-signed Clifford Robinson; Signed Oliver Miller.
Aug. 3 Signed Rodney Rogers.
Aug. 5 Acquired Anfernee Hardaway from Orlando for Pat Garrity, Danny Manning and two 1st rd. picks.
Aug. 17 Re-signed Randy Livingston.
Sept. 9 Signed Corie Blount.
Oct. 4 Signed Todd Day.
Oct. 19 Signed Mark West.
Dec. 13 Danny Ainge stepped down as head coach; Scott Skiles named head coach.
Dec. 18 Named John MacLeod special assistant coach.
Dec. 21 Waived Gerald Brown.
Dec. 23 Signed Ben Davis.
Jan. 5 Waived Ben Davis.
Jan. 7 Signed Ben Davis to 10-day contract.
Jan. 11 Released Ben Davis.
Mar. 13 Signed Don MacLean to 10-day contract.
Mar. 23 Signed Don MacLean to 2nd 10-day contract.
Mar. 25 Signed Kevin Johnson.
Apr. 2 Signed Don MacLean for rest of season.
Apr. 18 Scott Skiles signed a multiyear contract.
June 13 Named Jim Boylan assistant coach and re-signed assistant coaches Frank Johnson and Phil Weber – all to three-year contracts.
June 20 Dr. Richard Emerson stepped down as team physician.
July 18 Joe Proski stepped down as athletic trainer.
July 31 Named Aaron Nelson athletic trainer.

2000-01

- Aug. 2** Signed free agent Tony Delk.
- Aug. 3** Re-signed free agent Corie Blount and signed free agents Ruben Garces, Justin Love and Daniel Santiago.
- Aug. 8** Kevin Johnson announced his retirement from basketball.
- Aug. 23** Signed free agent Paul McPherson. Named Dr. Thomas Carter lead team physician.
- Sept. 16** Signed free agent Mario Elie.
- Sept. 20** Acquired Chris Dudley and a 1st rd. pick from New York, plus cash, in a four-team trade with Seattle and the L.A. Lakers that included 12 players (Patrick Ewing, Glen Rice, Horace Grant) and five picks – the largest trade in NBA history. Phoenix sent Luc Longley to New York.
- Oct. 2** Signed Jake Tsakalidis after a London arbitrator ruled he did not have a validly binding contract with his former Greek club.
- Oct. 25** Waived Justin Love.
- Nov. 20** Rex Chapman retired.
- Dec. 8** Signed Elliot Perry.
- Jan. 5** Waived Elliot Perry.
- Jan. 7** Activated Anfernee Hardaway.
- Jan. 16** Placed Anfernee Hardaway on the injured list.
- Jan. 17** Signed Elliot Perry to 10-day contract.
- Jan. 26** Acquired Vinny Del Negro from Golden State for Corie Blount, Ruben Garces, Paul McPherson.
- Jan. 27** Signed Elliot Perry to 2nd 10-day contract.
- Feb. 6** Signed Elliot Perry for rest of season.

2001-02

- July 18** Acquired Stephon Marbury, Soumaila Samake, Johnny Newman from New Jersey for Jason Kidd, Chris Dudley; Acquired Jud Buechler, John Wallace from Detroit for Clifford Robinson.
- July 19** Signed free agent Dan Majerle; Named Mark West assistant general manager.
- July 23** Signed free agent Charlie Bell.
- Sept. 28** Waived Johnny Newman.
- Oct. 29** Acquired Jake Voskuhl from Chicago for Soumaila Samake, 2003 2nd rd. pick.
- Nov. 16** Acquired Bo Outlaw, 1st rd. pick from Orlando in three-team deal that sent Jud Buechler to Orlando and Vinny Del Negro to L.A. Clippers; Activated Dan Majerle.
- Dec. 11** Waived Charlie Bell.
- Jan. 7** Signed Joe Crispin; Waived Daniel Santiago.
- Feb. 17** Scott Skiles stepped down as head coach; Frank Johnson named head coach.
- Feb. 18** Named Al Bianchi assistant coach.
- Feb. 20** Acquired Joe Johnson, Milt Palacio, Randy Brown, 1st rd. pick from Boston for Tony Delk, Rodney Rogers.
- Apr. 18** Signed Head Coach Frank Johnson to multi-year contract extension.
- June 10** Named Marc Iavaroni assistant coach.
- June 24** Named Rick Welts President and Chief Operating Officer.
- June 25** Named Mike D'Antoni assistant coach.
- June 27** Exercised option on Alton Ford.
- July 19** Signed free agent Scott Williams.

2002-03

- Aug. 8** Signed Shawn Marion to a six-year contract extension, starting with 2003-04.
- Aug. 17** Acquired 2008 2nd rd. pick from Cleveland for Milt Palacio.
- Sept. 27** Signed free agent Dan Langhi.
- Sept. 30** Signed free agents Anthony Goldwire, Maurice Baker, Chris Burgess and Bobby Lazor.
- Oct. 8** Waived Maurice Baker and Bobby Lazor.
- Oct. 23** Waived Chris Burgess and Anthony Goldwire; Exercised option on Jake Tsakalidis.
- July 17** Re-signed free agent Scott Williams.
- July 22** Re-signed free agent Jake Voskuhl.

2003-04

- Sept. 30** Acquired Brevin Knight, Robert Archibald and Cezary Trybanski from Memphis for Bo Outlaw and Jake Tsakalidis.
- Oct. 7** Signed Stephon Marbury to a multi-year contract extension.
- Oct. 24** Exercised fourth-year option on Joe Johnson for the 2004-05 season.
- Nov. 5** Acquired Jahidi White from Washington for Brevin Knight.
- Dec. 10** Frank Johnson dismissed as head coach; Mike D'Antoni named head coach.
- Dec. 23** Acquired Donnell Harvey from Orlando for a conditional 2004 2nd rd. pick.
- Dec. 26** Acquired a conditional 2005 2nd rd. pick from Orlando for Robert Archibald.
- Jan. 5** Acquired Antonio McDyess, Howard Eisley, Charlie Ward, Maciej Lampe, the draft rights to Milos Vujanic, two 1st rd. picks and cash from New York for Stephon Marbury, Anfernee Hardaway and Cezary Trybanski.
- Feb. 19** Acquired Keon Clark and Ben Handlogten from Utah for Tom Gugliotta, two conditional 1st rd. picks and a 2005 2nd rd. pick.
- April 16** Announced an agreement to sell the Phoenix Suns to a group headed by banking and real estate executive Robert Sarver for an NBA record \$401 million.
- May 12** Signed Head Coach Mike D'Antoni to a two-year contract extension.
- June 1** Alvin Gentry named assistant coach.
- June 22** Jahidi White was selected in the NBA Expansion Draft by Charlotte and Phoenix sent the Bobcats a future 1st rd. pick owed to the Suns from Cleveland in return.
- June 24** Acquired the draft rights to Jackson Vroman (31st pick overall), a future 1st rd. pick and cash from Chicago for the draft rights to Luol Deng (7th pick).
- June 30** NBA Board of Governors unanimously approved the sale of the team to Suns Legacy Partners (Robert Sarver).

2004-05

- July 9** Signed rookie Jackson Vroman.
July 14 Signed free agent Steve Nash; Signed offer sheet to restricted free agent Quentin Richardson.
July 29 Quentin Richardson becomes a member of the Suns after the L.A. Clippers did not match the Suns' offer sheet.
Aug. 20 Signed free agent Steven Hunter.
Sept. 7 Signed Japanese-born free agent Yuta Tabuse.
Sept. 10 Suns CEO and Chairman Jerry Colangelo was inducted into the Naismith Memorial Hall of Fame in Springfield, Mass.
Oct. 1 Signed free agent Paul Shirley.
Oct. 24 Exercised fourth-year option on Amaré Stoudemire for the 2005-06 season.
Oct. 29 Waived Howard Easley after agreeing to a contract buyout.
Nov. 3 Waived Paul Shirley.
Nov. 8 Signed free agent Bo Outlaw.
Dec. 18 Waived Yuta Tabuse.
Jan. 3 Acquired two future 2nd rd. picks from Golden State for Zarko Cabarkapa.
Jan. 19 Smush Parker signed a 10-day contract.
Jan. 21 Acquired Jim Jackson and a 2005 2nd rd. pick (via Dallas) from New Orleans for Casey Jacobsen, Maciej Lampe and Jackson Vroman.
Jan. 23 Signed free agent Paul Shirley.
Jan. 29 Smush Parker signed a second 10-day contract.
Feb. 8 Acquired Walter McCarty and cash from Boston for a 2005 2nd rd. pick (via Golden State).
Feb. 24 Assistant coaches Marc Iavaroni and Phil Weber signed two-year contract extensions.
June 28 Acquired Kurt Thomas and the draft rights to Dijon Thompson (54th overall) from New York in exchange for Quentin Richardson and the draft rights to Nate Robinson (21st overall); Acquired future considerations from Orlando for the draft rights to Marcin Gortat (57th overall).
June 29 Named Dan D'Antoni, brother of Mike D'Antoni, an assistant coach.

2005-06

- July 11** Signed rookie Dijon Thompson (54th overall).
Aug. 2 Acquired a 2007 conditional second-round pick from Charlotte for Jake Voskuhl.
Aug. 3 Signed free agent Raja Bell.
Aug. 18 Signed free agents Brian Grant and Pat Burke.
Aug. 19 Acquired Boris Diaw and two lottery-protected first-round picks in a sign-and-trade deal with Atlanta for Joe Johnson.
Aug. 25 Signed head coach Mike D'Antoni to a multi-year contract extension; Acquired James Jones from Indiana for a 2008 second-round pick.
Sept. 12 Signed free agents Eddie House and Lucas Tischer.
Sept. 30 Signed free agent Anthony Lever-Pedroza.
Oct. 3 Signed Amaré Stoudemire to a multi-year contract extension.
Oct. 24 Claimed Jared Reiner off waivers from the L.A. Clippers.
Oct. 27 Exercised the fourth-year options on Leandro Barbosa and Boris Diaw; Waived Anthony Lever-Pedroza.

- Nov. 2** Signed free agent Sharrod Ford and waived Lucas Tischer.
Nov. 4 Assigned rookie Dijon Thompson to the Albuquerque Thunderbirds of the NBA Development League.
Nov. 26 Recalled Dijon Thompson from Albuquerque Thunderbirds of the NBA Development League.
Jan. 5 Waived center Jared Reiner.
Jan. 6 America West Arena was officially renamed US Airways Center.
Jan. 9 Signed forward Josh Davis to a 10-day contract.
Jan. 26 Acquired forward Nikoloz Tskitshvili from Minnesota for a 2006 second-round pick.
Feb. 27 President and General Manager Bryan Colangelo resigned after 11 seasons as general manager of the club.
Mar. 1 Waived swingman Jim Jackson and signed guard Andre Barrett to a 10-day contract.
Mar. 3 Signed free-agent forward Tim Thomas to a one-year contract.
Mar. 9 Signed President and Chief Operating Officer Rick Welts to a contract extension through the 2008-09 season.
Mar. 10 Head Coach Mike D'Antoni named Executive Vice President of Basketball Operations and General Manager; David Griffin promoted to Vice President of Basketball Operations and Mark West promoted to Vice President of Player Programs.
Mar. 11 Signed Andre Barrett to a second 10-day contract.
Mar. 15 Released Andre Barrett.

2006-07

- July 6** Promoted Vinny Del Negro to director of player personnel and Todd Quinter to assistant coach/director of scouting.
July 13 Signed free-agent swingman Eric Piatkowski to a two-year contract.
July 20 Signed free-agent guard Marcus Banks to multi-year contract.
July 27 Signed free-agent center Sean Marks to a one-year contract.
Aug. 4 Signed guard Leandro Barbosa to a multi-year contract extension.
Aug. 31 Signed free-agent forward Jumaine Jones to one-year contract.
Sept. 12 Named Ann Meyers Drysdale a vice president with the Phoenix Suns and general manager of the WNBA's Phoenix Mercury.
Sept. 28 Signed free-agent guard Davin White.
Oct. 19 Waived Davin White.
Oct. 20 Signed Boris Diaw to a multi-year contract extension.
Nov. 7 Signed free-agent swingman Jalen Rose to a one-year contract.
June 6 Steve Kerr named President of Basketball Operations and General Manager; Announced that Mike D'Antoni would remain team's Executive Vice President of Basketball Operations and Head Coach; David Griffin promoted to Sr. Vice President of Basketball Operations.

2007-08

- June 28** Selected Alando Tucker (29th overall) and D.J. Strawberry (59th overall) in 2007 NBA Draft. Traded draft rights to Rudy Fernandez (24th overall) to Portland for cash considerations.
- July 7** Signed first-round pick Alando Tucker.
- July 11** Signed Grant Hill. Completed draft day trade with Portland by sending forward James Jones to Blazers.
- July 20** Traded Kurt Thomas and two future first-round picks (2008, 2010) to Seattle for a future conditional second-round selection.
- July 24** Re-signed Sean Marks to one-year contract.
- July 30** Named Jay Humphries assistant coach.
- Aug. 28** Named Vinny Del Negro assistant general manager.
- Oct. 1** Signed Brian Skinner to one-year contract. Added Rawle Marshall, Doug Thomas and Richie Frahm to training camp roster.
- Oct. 13** Waived Rawle Marshall and Doug Thomas.
- Oct. 24** Waived Richie Frahm.
- Nov. 28** Assigned Alando Tucker to the Albuquerque Thunderbirds of the NBA Development League.
- Dec. 17** Recalled Alando Tucker. Assigned D.J. Strawberry to the Albuquerque Thunderbirds of the NBA Development League.
- Jan. 10** Recalled D.J. Strawberry. Assigned Alando Tucker to the Albuquerque Thunderbirds of the NBA Development League.
- Jan. 21** Recalled Alando Tucker.
- Feb. 6** Acquired Shaquille O'Neal from the Miami Heat in exchange for Shawn Marion and Marcus Banks.
- Feb. 22** Signed free-agent Linton Johnson to 10-day contract.
- Mar. 3** Signed Linton Johnson to second 10-day contract.
- Mar. 4** Signed free-agent Gordon Giricek for the remainder of the season.
- Mar. 13** Assigned Alando Tucker to the Albuquerque Thunderbirds of the NBA Development League. Recalled Alando Tucker.
- Apr. 7** Recalled Alando Tucker.
- Apr. 16** Signed Linton Johnson for the remainder of the season.

2008-09

- May 10** Suns Executive VP of Basketball Operations and Head Coach Mike D'Antoni resigns.
- June 9** Terry Porter named the 13th head coach in franchise history.
- June 20** Alvin Gentry, Bill Cartwright, Dan Majerle and Igor Kokoskov join Porter's coaching staff as assistants.
- June 26** Grant Hill exercises player option for 2008-09 season.
- June 26** Selected Robin Lopez (15th overall) and acquired rights Goran Dragic (45th overall) from San Antonio for 2009 second-round pick, cash and the rights to Malik Hairston (48th overall).
- July 10** Signed Robin Lopez.
- July 22** Signed Matt Barnes to a one-year contract.
- Aug. 14** Signed Louis Amundson.

- Aug. 25** Acquired Sean Singletary from Houston for D.J. Strawberry.
- Aug. 27** Announced the promotions of Todd Quinter to Director of Player Personnel and Noel Gillespie to Advance Scout.
- Sept. 22** Signed Goran Dragic.
- Sept. 26** Signed Coleman Collins, Trey Johnson and Robert Hite to training camp contracts.
- Oct. 8** Waived Coleman Collins.
- Oct. 13** Waived Trey Johnson.
- Oct. 23** Exercised contract option on Alando Tucker for 2009-10 season... Waived Robert Hite.
- Dec. 10** Acquired Jason Richardson, Jared Dudley and 2010 second-round pick from Charlotte for Raja Bell, Boris Diaw and Sean Singletary.
- Dec. 24** Signed Dee Brown.
- Dec. 25** Assigned Alando Tucker to Iowa of the D-League.
- Jan. 2** Recalled Alando Tucker from Iowa of the D-League.
- Jan. 6** Released Dee Brown.
- Jan. 20** Signed Courtney Sims to a 10-day contract.
- Feb. 14** Signed Courtney Sims to second 10-day contract.
- Feb. 16** Relieved Terry Porter of head coaching duties; named Alvin Gentry interim head coach.
- March 4** Signed Stromile Swift for the remainder of the season.

2009-10

- Aug. 24** Named John Shumate assistant coach, added Bruce Fraser to scouting staff, and promoted Elvis Valcarcel to video coordinator.
- Sept. 15** Reached buyout agreement with Sasha Pavlovic.
- Sept. 28** Announced the signings of Dan Dickau, Carlos Powell and Raymond Sykes to training camp contracts.
- Oct. 5** Waived Raymond Sykes.
- Oct. 21** Waived Dan Dickau and Carlos Powell.
- Oct. 26** Claimed Jarron Collins off waivers.
- Oct. 30** Exercised 2010-11 team options on Jared Dudley and Robin Lopez, declined the 2010-11 option on Alando Tucker.
- Dec. 7** Assigned Taylor Griffin to the Iowa Energy of the NBA D-League. Griffin was recalled Dec. 14.
- Dec. 28** Assigned Taylor Griffin to the Iowa Energy of the NBA D-League. Griffin was recalled on Jan. 20.
- Dec. 29** Traded Alando Tucker, a conditional second-round pick and cash considerations to the Timberwolves for Jason Hart. The Suns then waived Hart.
- March 15** Assigned Earl Clark to the Iowa Energy of the NBA D-League. Clark was recalled on March 21.
- April 5** Signed Dwayne Jones from the Austin Toros of the NBA Development League.
- April 7** Assigned Taylor Griffin to the Iowa Energy of the NBA Development League. Griffin was recalled on April 12.
- June 8** Grant Hill exercised player option for 2010-11 season.
- June 15** Suns and President of Basketball Operations and General Manager Steve Kerr announced that Kerr would leave the club at the end of his contract on June 30.

- June 24** Selected Georgia Tech forward Gani Lawal (46th overall, second round) and Miami (FL) forward Dwayne Collins (60th overall, second round) in 2010 NBA Draft.
- June 24** Exercised third-year contract option on head coach Alvin Gentry for 2011-12 season.
- June 24** Signed assistant coaches Dan Majerle, Bill Cartwright and Igor Kokoskov through 2011-12 season.
- June 29** Named Noel Gillespie assistant coach/advance scout.
- July 8** Re-signed free agent Channing Frye to a five-year deal.
- July 9** Completed sign-and-trade deal with New York that sent free agent Amar'e Stoudemire to Knicks. Phoenix received a trade exception.
- July 9** Acquired Hakim Warrick in a sign-and-trade deal with the Chicago Bulls in exchange for a 2011 second-round pick. Warrick signed a four-year contract.
- July 14** Acquired Josh Childress in a sign-and-trade deal with the Atlanta Hawks in exchange for a 2012 second-round pick. Childress signed a five-year contract.
- July 14** Acquired Hedo Turkoglu from Toronto Raptors in exchange for Leandro Barbosa and Dwayne Jones.

2010-11

- July 20** Named sports attorney Lon Babby the club's president of basketball operations.
- July 26** Waived Taylor Griffin.
- Aug. 2** Signed draft pick Gani Lawal.
- Aug. 4** Signed Matt Janning.
- Aug. 5** Named former Spurs and Cavaliers executive Lance Blanks the club's general manager.
- Aug. 30** Signed Dwayne Jones.
- Sept. 15** Named John Treloar director of player personnel.
- Sept. 23** Signed head coach Alvin Gentry to a contract extension through 2012-13.
- Sept. 27** Signed Chuckie Atkins, Zabian Dowdell and Garret Siler to contracts.
- Oct. 11** Waived Chuckie Atkins.
- Oct. 19** Waived Zabian Dowdell and Dwayne Jones.
- Oct. 21** Exercised fourth-year option on the contract of Robin Lopez for the 2011-12 season.
- Nov. 1** Signed Jared Dudley to a multiyear contract extension.
- Nov. 16** Assigned Gani Lawal to Iowa Energy of NBA D-League. He was recalled on Dec. 19.
- Nov. 16** Waived Matt Janning and signed Earl Barron.
- Dec. 18** Acquired Vince Carter, Marcin Gortat, Mickael Pietrus, a 2011 first-round pick and cash considerations from Orlando for Jason Richardson, Hedo Turkoglu and Earl Clark.
- Dec. 21** Waived Earl Barron.
- Jan. 2** Assigned Garret Siler to Iowa of the NBA Development League. He was recalled on Jan. 9.
- Jan. 9** Signed Zabian Dowdell to a 10-day contract.
- Jan. 26** Signed Zabian Dowdell to a second 10-day contract.
- Feb. 6** Signed Zabian Dowdell for the remainder of the season.
- Feb. 24** Acquired Aaron Brooks from Houston in exchange for Goran Dragic and a protected 2011 first-round pick.
- June 14** Mickael Pietrus exercised the player option on his contract for the 2011-12 season.
- June 23** Suns and Vince Carter agreed to modify the date on which Carter's contract became fully guaranteed, changing it to the start of NBA free agency for the 2011-12 season.
- June 23** Extended a qualifying offer to restricted free agent guard Aaron Brooks.
- June 23** Selected Kansas forward Markieff Morris with the 13th overall pick in the 2011 NBA Draft.
- July 1** The NBA commenced a lockout of its players, effective at 12:01 a.m. ET.
- July 7** The NBA and the Suns announced the Bakersfield Jam as the Suns' NBA Development League affiliate.
- July 14** Former Houston Rockets assistant Elston Turner named an assistant coach.

2011-12

- Oct. 11** Named former Henkel President and CEO Brad Casper President of Business Operations.
- Nov. 26** Tentative agreement reached between owners and players to end 149-day lockout.
- Dec. 8** NBA Board of Governors ratified new 10-year Collective Bargaining Agreement.
- Dec. 10** Opened training camp; waived Gani Lawal and Vince Carter.
- Dec. 10** Signed Shannon Brown to a one-year contract.
- Dec. 11** Signed Jeremy Hazell and Dwight Buycks.
- Dec. 11** Re-signed free agent Grant Hill and signed free agent Sebastian Telfair.
- Dec. 11** Signed first-round pick Markieff Morris.
- Dec. 13** Signed Ronnie Price and Marcus Landry; waived Zabian Dowdell.
- Dec. 19** Waived Jeremy Hazell, Dwight Buycks and Mickael Pietrus.
- Dec. 23** Waived Marcus Landry.
- Dec. 29** Signed Michael Redd for the 2011-12 season.
- Jan. 2** Waived Garret Siler.
- March 2** Added Lindsey Hunter to scouting staff.
- June 28** Selected North Carolina point guard Kendall Marshall with the 13th overall pick in the 2012 NBA Draft.
- June 28** Extended qualifying offers to restricted free agents Aaron Brooks and Robin Lopez.
- July 7** Withdrew qualifying offer to restricted free agent Aaron Brooks, making him an unrestricted free agent.
- July 11** Completed a sign-and-trade deal with the L.A. Lakers that sent Steve Nash to the Lakers in exchange for two future first-round picks (2013, 2015), two future second-round picks (2013, 2014) and cash.
- July 11** Signed restricted free agent Eric Gordon to an offer sheet.
- July 14** New Orleans Hornets matched the Suns' offer sheet to Eric Gordon, retaining him.

- July 15** Submitted winning bid for Luis Scola, who had been amnesty by Houston.
- July 15** Amnesty the contract of Josh Childress.
- July 16** Signed first-round pick Kendall Marshall.
- July 19** Signed free agent Goran Dragic to a multi-year contract.
- July 20** Signed Michael Beasley to a multi-year free agent contract.
- July 25** Re-signed Shannon Brown to a multi-year deal.
- July 26** Chief Operating Officer Jason Rowley promoted to President of Business Operations, replacing Brad Casper who stepped down.
- July 27** Acquired Wesley Johnson, a protected 2013 first-round draft pick from Minnesota and the contracts of Brad Miller and Jerome Dyson from New Orleans in a three-team, sign-and-trade deal; the Suns sent restricted free agent Robin Lopez, Hakim Warrick and cash to the Hornets, and a 2014 second-round draft pick (acquired from the L.A. Lakers) to the Timberwolves.
- Aug. 1** Signed free agent P.J. Tucker.
- Aug. 15** Signed Jermaine O'Neal to a free agent contract.
- Aug. 15** Waived Brad Miller and Jerome Dyson.

2012-13

- Sept. 20** Announced Channing Frye would be sidelined indefinitely after he was discovered to have a dilated cardiomyopathy due to a virus.
- Oct. 1** Signed Ike Diogu, Diante Garrett, Othys Jeffers, Solomon Jones and Luke Zeller
- Oct. 4** Added Ralph Sampson (assistant coordinator) and Sean Rooks (support staff) to the Player Development Program.
- Oct. 15** Waived Othys Jeffers.
- Oct. 24** Waived Ike Diogu and Solomon Jones.
- Oct. 25** Exercised 2013-14 option on Markieff Morris.
- Nov. 29** Assigned Kendall Marshall to Bakersfield of the D-League; he was recalled on Dec. 21.
- Jan. 10** Assigned Diante Garrett to Bakersfield of the D-League; he was recalled on Jan. 28.
- Jan. 18** Mutually agree to part ways with head coach Alvin Gentry.
- Jan. 20** Named Lindsey Hunter interim head coach.
- Jan. 22** Hired Dan Panagggio as an assistant coach.
- Feb. 21** Acquired Marcus Morris from Houston in exchange for a second-round draft pick.
- Feb. 21** Acquired Hamed Haddadi and a second-round pick from Toronto for Sebastian Telfair.
- Feb. 21** Waived Luke Zeller.

- April 2** Agreed to new two-year contract with President of Basketball Operations Lon Babby.
- April 6** Assigned Diante Garrett to Bakersfield of the D-League; he was recalled on April 7.
- April 11** Assigned Diante Garrett to Bakersfield of the D-League; he was recalled on April 15.
- April 22** Announced Lance Blanks would no longer serve as general manager.
- May 7** Named former Boston Celtics assistant general manager Ryan McDonough as general manager.
- May 28** Hired former All-Star guard Jeff Hornacek as the 16th head coach in franchise history.
- June 6** Announced that Pat Connelly and Trevor Bukstein had each been named assistant general manager, that Ronnie Lester had been named a scout and that Emilio Kovacic had been named an international scouting consultant.
- June 25** Announced the hirings of Jerry Sichting, Mike Longabardi, Kenny Gattison and Mark West as assistant coaches. Also announced additions of Irving Roland as a player development coach and Scott Vaughan as advance scout.
- June 27** Selected Maryland center Alex Len with the fifth overall pick in the 2013 NBA Draft. Acquired the draft rights to Archie Goodwin (29th overall pick) and Malcolm Lee from Golden State in exchange for Nemanja Nedovic, whom the Suns selected with the 30th overall pick. Selected Missouri forward Alex Oriakhi with the 57th overall pick.
- June 29** Waived Hamed Haddadi.
- July 10** Acquired Eric Bledsoe and Caron Butler from the L.A. Clippers in a three-team trade also involving Milwaukee; the Suns sent Jared Dudley to L.A. and a second-round pick to Milwaukee; L.A. received J.J. Redick in a sign-and-trade from Milwaukee in exchange for a second-round pick.
- July 12** Signed first-round pick Archie Goodwin.
- July 27** Acquired Gerald Green, Miles Plumlee and a lottery-protected first-round pick from Indiana in exchange for Luis Scola.
- Aug. 29** Acquired Slava Kravtsov and Ish Smith from Milwaukee in exchange for Caron Butler.
- Aug. 29** Signed first-round pick Alex Len.
- Sept. 3** Waived Michael Beasley.

Please refer to Transactions 2013-14
Season Review section

Suns Draft Résumé

1968 Expansion Draft – May 6

Player	Team Acquired From
John Barnhill	San Diego
Emmette Bryant	New York
Gail Goodrich	Los Angeles
Dennis Hamilton	Los Angeles
Neil Johnson	New York
David Lattin	San Francisco
Paul Long	Detroit
Stan McKenzie	Baltimore
McCoy McLemore	Chicago
Bill Melchionni	Philadelphia
Dave Schellhase	Chicago
Dick Snyder	Atlanta
Craig Spitzer	Chicago
Eugene Tormohlen	Atlanta
Dick Van Arsdale	New York
Roland West	Baltimore
John Wetzel	Los Angeles
George Wilson	Seattle

1968 NBA Draft – June 4

	Player	From	Rd.	Pick
1.	Gary Gregor	South Carolina	1	8
2.	Dick Cunningham	Murray State	2	21
3.	Art Beatty	American	3	36
4.	Rich Jones	Memphis State	4	50
5.	Harry Holines	Denver	5	64
6.	Rodney Knowles	Davidson	6	77
7.	Charles Parkes	Idaho State	7	92
8.	Brian Clare	Denver	8	105
9.	Merv Jackson	Utah	9	120
10.	Lee Davis	N. Carolina Coll.	10	133
11.	Ron Boone	Idaho State	11	147
12.	Bill Davis	Arizona	12	160

1969 NBA Draft – April 7

	Player	From	Rd.	Pick
1.	Neal Walk	Florida	1	2
2.	Gene Williams	Kansas State	2	23
3.	Floyd Kerr	Colorado State	3	30
4.	Lamar Green	Morehead State	3	33
5.	Lloyd Kerr	Colorado State	3	39
6.	Dennis Stewart	Michigan	4	44
7.	Rich Jones	Michigan	5	58
8.	Dan Sadlier	Dayton	6	72
9.	Bill Sweek	UCLA	7	86
10.	Bob Edwards	Arizona State	8	100
11.	Steve Jennings	USC	9	114
12.	Rick Abramson	Oregon	10	128
13.	Fred Lind	Duke	11	142
14.	Bob Miller	Toledo	12	156
15.	Andy White	UTEP	13	169
16.	Marv Schmidt	W. New Mexico	14	180

1970 NBA Draft – May 23

	Player	From	Rd.	Pick
1.	Greg Howard	New Mexico	1	10
2.	Fred Taylor	Pan American	2	27
3.	Joe DePre	St. John's	2	29
4.	Greg McDivitt	Ohio	3	44
5.	Vann Williford	N. C. State	3	48
6.	Bob Lienhard	Georgia	4	61
7.	John Canine	Ohio	5	78
8.	Joe Thomas	Marquette	6	95
9.	Heyward Dotson	Columbia	7	112
10.	Steve Patterson	UCLA	8	129
11.	Carl Ashley	Wyoming	9	146
12.	G. Schreur	Arizona State	10	163
13.	Jim Walls	Clark College	11	178
14.	Ric Cobb	Marquette	12	190
15.	Fred Carpenter	Hawaii	13	200
16.	Chad Calabria	Iowa	14	210
17.	Walt Williams	Miami (Ohio)	15	219

1971 NBA Draft – May 29

Player	From	Rd.	Pick
1. John Roche	South Carolina	1	14
2. Dennis Layton	USC	3	48
3. Walt Szczerbiak	G. Washington	4	65
4. Ken Gardner	Utah	5	82
5. Bob Kissane	Holy Cross	5	84
6. William Graham	Kentucky State	6	99
7. Ralph Brateris	Trenton State	7	116
8. Vernell Elzy	Florida State	8	133
9. Mike Johnson	Kansas State	9	149
10. Tom Newell	Hawaii	10	165
11. Paul Leitz	W. Carolina	11	179
12. Floyd Mason	Alcorn A&M	12	192
13. Ron Dorsey	Tennessee State	13	204
14. Ken Booker	UCLA	14	213
15. Curtis Carter	Bishop College	15	222

1972 NBA Draft – April 10

Player	From	Rd.	Pick
1. Corky Calhoun	Pennsylvania	1	4
2. Scott English	UTEP	3	33
3. Don Buse	Evansville	3	34
4. Claude Terry	Stanford	3	42
5. Matt Gantt	St. Bonaventure	4	59
6. Wardell Dyson	Shaw College	5	75
7. Charles Edge	Le Moyne	6	92
8. Bernie Fryer	Brigham Young	7	109
9. Russell Golden	Jackson State	8	125
10. Bill Kennedy	Arizona State	9	140
11. Al Vitcek	Louisville	10	153
12. John Belcher	Arkansas State	11	164
13. Mark Soderberg	Utah	12	172
14. Kelly Utley	Shaw College	13	179
15. Ray Golson	West Texas State	14	186

1973 NBA Draft – April 23

Player	From	Rd.	Pick
1. Mike Bantom	St. Joseph's	1	8
2. Gary Melchionni	Duke	2	38
3. Joe Reaves	Bethel	3	42
4. Steve Mitchell	Kansas State	3	43
5. Ron Robinson	Memphis State	4	60
6. Clinton Harris	Iowa State	5	77
7. Gene Doyle	Holy Cross	6	94
8. Jerry Bisbano	SW Louisiana	7	111
9. Jim Owens	Arizona State	8	128
10. Sandy Smith	Winston-Salem	9	144
11. Claude White	Elmhurst College	10	158
12. Lynn Greer	Virginia St. Coll.	11	170
13. Lyman Williamson	Samford College	12	179
14. Kalevi Sarkalahti	Brigham Young	13	186

1974 NBA Draft – May 8

Player	From	Rd.	Pick
1. John Shumate	Notre Dame	1	4
2. Fred Saunders	Syracuse	2	31
3. George Gervin	Eastern Michigan	3	40
4. Earl Williams	Winston-Salem	3	49
5. Randy Allen	Indiana (Pa.)	4	58
6. Ralph Bobik	Creighton	5	76
7. Collis Temple	LSU	6	94
8. Clyde Dickey	Boise State	7	112
9. Tom Holland	Oklahoma	8	130
10. Ted Evans	Oklahoma	9	148
11. Mark Wasley	Arizona State	10	165

1975 NBA Draft – May 9

Player	From	Rd.	Pick
1. Alvan Adams	Oklahoma	1	4
2. Ricky Sobers	UNLV	1	16
3. Allen Murphy	Louisville	2	35
4. Jimmy D. Connor	Kentucky	2	36
5. Bayard Forrest	Grand Canyon	3	54
6. Sam McCants	Oral Roberts	4	58
7. Joe Pace	Coppin State	5	76
8. Biff Burrell	USC	6	94
9. Dave Edmunds	West Georgia	7	112
10. Jack Schrader	Arizona State	8	130
11. Owen Brown	Maryland	9	147
12. Mike Moon	Arizona State	10	163

1976 NBA Draft – June 8

Player	From	Rd.	Pick
1. Ron Lee	Oregon	1	10
2. Al Fleming	Arizona	2	30
3. Butch Feher	Vanderbilt	2	33
4. Ira Terrell	Southern Methodist	3	45
5. Paul Miller	Oregon State	4	62
6. Ralph Walker	St. Mary's (Calif.)	5	79
7. Carl Brown	Eastern Kentucky	6	97
8. Brad Warble	Eastern Illinois	7	115
9. Tom DeBerry	Northern Arizona	8	133
10. John Irving	Hofstra	9	151
11. Gary Jackson	Arizona State	10	169

1977 NBA Draft – June 10

Player	From	Rd.	Pick
1. Walter Davis	North Carolina	1	5
2. Mike Bratz	Stanford	3	66
3. Greg Griffin	Idaho State	4	71
4. Cecil Rellford	St. John's	5	93
5. Billy McKinney	Northwestern	6	115
6. Alvin Scott	Oral Roberts	7	137
7. Alvin Joseph	Cal Riverside	8	159

1978 NBA Draft – June 9

Player	From	Rd.	Pick
1. Marty Byrnes	Syracuse	1	19
2. Joel Kramer	San Diego State	3	63
3. Bob Miller	Cincinnati	4	85
4. Wayne Smith	Cal-Irvine	4	88
5. Andre Wakefield	Loyola (Ill.)	5	107
6. Charles Thompson	Houston	6	128
7. Steve Malovic	San Diego State	7	149
8. George Fowler	Pacific	8	167
9. Nate Stokes	Grand Canyon	9	184
10. Lewis Cohen	Cal.-Poly (SLO)	10	209

1979 NBA Draft – June 25

Player	From	Rd.	Pick
1. Kyle Macy	Kentucky	1	22
2. Johnny High	Nevada-Reno	2	24
3. Al Green	LSU	3	64
4. Malcomb Cesare	Florida	4	86
5. Mark Eaton	Cypress J.C.	5	107
6. Dale Shackelford	Syracuse	6	127
7. Ollie Matson	Pepperdine	7	148
8. Charley Jones	Albany State	8	177
9. Hosea Champine	Robert Morris	9	196
10. Korky Nelson	Santa Clara	10	215

1980 NBA Draft – June 10

Player	From	Rd.	Pick
1. Kimberly Belton	Stanford	2	42
2. John Campbell	Clemson	3	59
3. Doug True	Cal-Berkley	3	65
4. Leroy Stampley	Loyola (Ill.)	4	88
5. Mark Stevens	Northern Arizona	5	111
6. Coby Leavitt	Utah	6	134
7. Ron Williams	Western Montana	7	157
8. Jim Connolly	La Salle	8	179
9. Keith French	North Park	9	200
10. Randy Carroll	Kansas	10	220

1981 NBA Draft – June 9

Player	From	Rd.	Pick
1. Larry Nance	Clemson	1	20
2. Sam Clancy	Pittsburgh	3	62
3. Craig Dykema	Long Beach State	3	66
4. Paul Heurman	Michigan	5	112
5. Pete Harris	Northeastern	6	135
6. David Williams	Southern	7	158
7. Steve Risley	Indiana	8	180
8. Brian Johnson	Colorado	9	200
9. Felton Sealey	Oregon	10	220

1982 NBA Draft – June 29

Player	From	Rd.	Pick
1. David Thirdkill	Bradley	1	15
2. Kevin Magee	Cal-Irvine	2	39
3. Charles Pittman	Maryland	3	61
4. Rory White	South Alabama	4	86
5. Marvin McCrary	Missouri	5	108
6. Jake Bethany	Hardin-Simmons	6	130
7. Phil Ward	UNC-Charlotte	7	155
8. Rick Elrod	Georgetown (Ky.)	8	177
9. Ken Lyles	Washington	9	199
10. Dale Wilkinson	Idaho State	10	221

1983 NBA Draft – June 28

Player	From	Rd.	Pick
1. Rod Foster	UCLA	2	28
2. Paul Williams	Arizona State	2	45
3. Dereck Whittenburg	N.C. State	3	51
4. Sam Mosley	Nevada-Reno	4	89
5. Rick Lamb	Illinois State	5	113
6. Edward Bona	Fordham	6	135
7. Fred Brown	Virginia Comm.	7	159
8. Mike Mulquin	Villanova	8	181
9. Joe Dykstra	Western Illinois	9	204
10. Bo Overton	Oklahoma	10	225

1984 NBA Draft – June 19

Player	From	Rd.	Pick
1. Jay Humphries	Colorado	1	13
2. Charles Jones	Louisville	2	36
3. Murray Jarman	Clemson	3	59
4. Jeff Collins	UNLV	4	82
5. Bill Flye	Richmond	5	105
6. Herman Veal	Maryland	6	128
7. Raymond Crenshaw	Oklahoma State	7	151
8. Mark Fothergill	Maryland	8	174
9. Buddy Cox	Bellarmine	9	196
10. Ezra Hill, Jr.	Liberty Baptist	10	218

1985 NBA Draft – June 18

Player	From	Rd.	Pick
1. Ed Pinckney	Villanova	1	10
2. Nick Vanos	Santa Clara	2	32
3. Jerry Everett	Lamar	3	56
4. Granger Hall	Temple	4	78
5. Shawn Campbell	Weber State	5	102
6. Charles Rayne	Temple	6	124
7. Georgi Glouchkov	Bulgarian Nat'l Team	7	148

1986 NBA Draft – June 17

Player	From	Rd.	Pick
1. William Bedford	Memphis State	1	6
2. Joe Ward	Georgia	2	31
3. Rafael Addison	Syracuse	2	39
4. Jeff Hornacek	Iowa State	2	46
5. Kenny Gattison	Old Dominion	3	55
6. Grant Gondrezick	Pepperdine	4	77
7. Greg Spurling	Carson-Newman	5	101
8. Jim McCaffrey	Holy Cross	6	123
9. Damon Goodwin	Dayton	7	147

1987 NBA Draft – June 22

Player	From	Rd.	Pick
1. Armon Gilliam	UNLV	1	2
2. Bruce Dalrymple	Georgia Tech	2	46
3. Winston Crite	Texas A & M	3	53
4. Steve Beck	ASU	4	76
5. Brent Counts	Pacific	5	99
6. Marcel Boyce	Akron	6	122
7. Ron Singleton	Grand Canyon	7	145

1988 NBA Draft – June 28

Player	From	Rd.	Pick
1. Tim Perry	Temple	1	7
2. Dan Majerle	Central Michigan	1	14
3. Andrew Lang	Arkansas	2	28
4. Dean Garrett	Indiana	2	38
5. Steve Kerr	Arizona	2	50
6. Rodney Johns	Grand Canyon	3	55

1989 NBA Draft – June 27

Player	From	Rd.	Pick
1. Anthony Cook	Arizona	1	24*
2. Ricky Blanton	LSU	2	46
3. Mike Morrison	Loyola-Marymount	2	51
4. Greg Grant	Trenton State	2	52

*Traded to Detroit for Kenny Battle and Micheal Williams

1990 NBA Draft – June 27

Player	From	Rd.	Pick
1. Jayson Williams	St. John's	1	21
2. Negele Knight	Dayton	2	31
3. Cedric Ceballos	Cal-Fullerton	2	48
4. Milous Babic	Tennessee Tech	2	50*

*Traded to Cleveland for Stefano Rusconi

1991 NBA Draft – June 26

Player	From	Rd.	Pick
1. Chad Gallagher	Creighton	2	32
2. Richard Dumas	Oklahoma State	2	46
3. Joey Wright	Texas	2	50

1992 NBA Draft – June 24

Player	From	Rd.	Pick
1. Oliver Miller	Arkansas	1	22
2. Brian Davis	Duke	2	48
3. Ron Ellis	Louisiana Tech	2	49

1993 NBA Draft – June 30

Player	From	Rd.	Pick
1. Malcom Mackey	Georgia Tech	1	27
2. Mark Buford	Miss. Valley State	2	49
3. Byron Wilson	Utah	2	54

1994 NBA Draft – June 29

Player	From	Rd.	Pick
1. Wesley Person	Auburn	1	23
2. Antonio Lang	Duke	2	29
3. Charles Claxton	Georgia	2	50
4. Anthony Goldwire	Houston	2	52

1995 NBA Draft – June 28

Player	From	Rd.	Pick
1. Michael Finley	Wisconsin	1	21
2. Mario Bennett	Arizona State	1	27
3. Chris Carr	Southern Illinois	2	56

1996 NBA Draft – June 26

Player	From	Rd.	Pick
1. Steve Nash	Santa Clara	1	15
2. Russ Millard	Iowa	2	39
3. Ben Davis	Arizona	2	43

1997 NBA Draft – June 25

Player	From	Rd.	Pick
1. Stephen Jackson	Oak Hill H.S.	2	42

1998 NBA Draft – June 24

No Pick

*Acquired Pat Garrity (from Dallas) and Toby Bailey (from L.A. Lakers) in draft-day trades

1999 NBA Draft – June 30

Player	From	Rd.	Pick
1. Shawn Marion	UNLV	1	9

2000 NBA Draft – June 28

Player	From	Rd.	Pick
1. Jake Tsakalidis	AEK (Greece)	1	25

2001 NBA Draft – June 27

Player	From	Rd.	Pick
1. Alton Ford	Houston	2	51

2002 NBA Draft – June 26

Player	From	Rd.	Pick
1. Amaré Stoudemire	Cypress Creek H.S.	1	9
2. Casey Jacobsen	Stanford	1	22

2003 NBA Draft – June 26

Player	From	Rd.	Pick
1. Zarko Cabarkapa	Buducnost (Serbia)	1	17

*Acquired the draft rights to Leandro Barbosa (28th pick overall) from San Antonio for a future protected 1st rd. pick

2004 NBA Draft – June 24

Player	From	Rd. Pick
1. Luol Deng	Duke	1 7*

*Traded to Chicago for future 1st rd. pick, the draft rights to Jackson Vroman (31st pick overall) and cash

2005 NBA Draft – June 28

Player	From	Rd. Pick
1. Nate Robinson	Washington	1 21*
2. Marcin Gortat	Rhein (Germany)	2 57#

*Traded to New York with Quentin Richardson for Kurt Thomas and the draft rights to Dijon Thompson (54th pick overall)

#Traded to Orlando for future considerations

2006 NBA Draft – June 28

Player	From	Rd. Pick
1. Rajon Rondo	Kentucky	1 21*
2. Sergio Rodriguez	Adecco Madrid (Spain)	1 27#

*Traded to Boston with Brian Grant for a lottery-protected 1st rd. pick (via Cleveland)

#Traded to Portland for cash considerations

2007 NBA Draft – June 28

Player	From	Rd. Pick
1. Rudy Fernandez	Jovenut Badalona (Spain)	1 24*
2. Alando Tucker	Wisconsin	1 29
3. D.J. Strawberry	Maryland	2 59

*Traded along with James Jones for cash considerations

2008 NBA Draft – June 26

Player	From	Rd. Pick
1. Robin Lopez	Stanford	1 15
2. Malik Hairston	Oregon	2 48*

*Traded along with 2009 second-round pick (obtained from Golden State) and cash considerations for rights to 45th overall pick Goran Dragic

2009 NBA Draft – June 26

Player	From	Rd. Pick
1. Earl Clark	Louisville	1 14
2. Taylor Griffin	Oklahoma	2 48
3. Emir Preldzic	Fenerbahce Ulker (Turkey)	2 57*

*Traded draft rights to Cleveland for cash considerations

2010 NBA Draft – June 24

Player	From	Rd. Pick
1. Gani Lawal	Georgia Tech	2 46
2. Dwayne Collins	Miami (FL)	2 60

2011 NBA Draft – June 23

Player	From	Rd. Pick
1. Markieff Morris	Kansas	1 13

2012 NBA Draft – June 28

Player	From	Rd. Pick
1. Kendall Marshall	North Carolina	1 13

2013 NBA Draft – June 27

Player	From	Rd. Pick
1. Alex Len	Maryland	1 5
2. Nemanja Nedovic	Lietuvos Rytas (Lithuania)	1 30*
3. Alex Oriakhi	Missouri	2 57

*Traded to Golden State for the draft rights to Archie Goodwin (29th pick overall) and Malcolm Lee

2014 NBA Draft – June 26

Player	From	Rd. Pick
1. T.J. Warren	North Carolina State	1 14
2. Tyler Ennis	Syracuse	1 18
3. Bogdan Bogdanovic	Partizan Belgrade (Serbia)	1 27
4. Alec Brown	Wisconsin-Green Bay	2 50

CATCH EVERY GAME



NOW ON 98.7 FM



THE FIRE

SUNS

FAST BREAK

COACH HORNACEK

PHX

WISH

BOOK SHOT

GI

KI

S

WESTERN CONFERENCE

FINGER ROLL

OVER FORWARD

T

SOLAR SQUAD

PICK & ROLL

TEAMWORK

4-15 SEASON

DRIBBLE

PHOENIX SUNS

MAKE SOME NOISE

SUNS DANCE

PLAYOFFS

REBOUND

CUPS

ALL

THROW

88

All-Time Playoff Results

SUNS ALL-TIME PLAYOFF RECORD — 133-141 (.485)

1969-70 (Suns 39-43 Regular Season)

The playoff format in 1970 rewarded the top four teams from both the Western and Eastern Conferences. The first series, known as the semifinals, was a best-of-seven format as were the two following rounds: the conference finals and the NBA Finals.

SEMIFINALS (Lakers 4, Suns 3)

DATE	OPPONENTS	SITE	SUNS-OPP	W-L	SUNS HI PTS	SUNS HI REBS	OPP HI PTS	OPP HI REBS
3/25/70	L.A. Lakers	Los Angeles	112-128	L	Silas	26	Baylor	32
3/29/70	L.A. Lakers	Los Angeles	114-101	W	Hawkins	34	West	33
4/2/70	L.A. Lakers	Phoenix	112-98	W	Goodrich	29	West	31
4/4/70	L.A. Lakers	Phoenix	112-102	W	Goodrich	34	Chamberlain	29
4/5/70	L.A. Lakers	Los Angeles	121-138	L	Hawkins	28	West	36
4/7/70	L.A. Lakers	Phoenix	93-104	L	Hawkins	24	West	35
4/9/70	L.A. Lakers	Los Angeles	94-129	L	Hawkins	25	Chamberlain	30

1975-76 (Suns 42-40 Regular Season)

Beginning with the 1974-75 season, the league was divided into the four divisions and two conferences we know today. Five teams from each conference advanced to the playoffs. The winningest three teams received a bye in the first-round, the remaining two teams played in a best-of-five first-round series. The best-of-seven semifinals pitted the first-place team against the winner of the first-round series and the second and third-place teams against each other, with the winners advancing to the conference finals and the NBA Finals.

This procedure changed slightly prior to the start of the 1976-77 season when additional teams were added to the league. At that time, six teams advanced to the playoffs and each of the division winners received a bye to the semifinals. Again, the first-round of the playoffs was a best-of-five series and each of the three following series were best-of-seven.

FIRST-ROUND BYE

SEMIFINALS (Suns 4, Sonics 2)

DATE	OPPONENTS	SITE	SUNS-OPP	W-L	SUNS HI PTS	SUNS HI REBS	OPP HI PTS	OPP HI REBS
4/13/76	Seattle	Seattle	99-102	L	Westphal	24	Heard	10
4/15/76	Seattle	Seattle	116-111	W	Adams	23	Perry	12
4/18/76	Seattle	Phoenix	103-91	W	GH/PW	16	Heard	14
4/20/76	Seattle	Phoenix	130-114	W	Westphal	39	Heard	11
4/25/76	Seattle	Seattle	108-114	L	Westphal	27	Awtrey	12
4/27/76	Seattle	Phoenix	123-112	W	Erickson	20	GH/AA	9

WESTERN CONFERENCE FINALS (Suns 4, Warriors 3)

5/2/76	Golden St.	Golden St.	103-128	L	Perry	22	Adams	14	Barry	38	Ray	11
5/5/76	Golden St.	Golden St.	108-101	W	Westphal	31	Heard	12	Barry	44	G. Johnson	11
5/7/76	Golden St.	Phoenix	91-99	L	Westphal	24	Adams	14	Wilkes	22	Barry	7
5/9/76	Golden St.	Phoenix	133-129**	W	Erickson	28	Heard	18	Smith	30	Wilkes	14
5/12/76	Golden St.	Golden St.	95-111	L	Perry	23	Perry	18	Smith	25	Ray	16
5/14/76	Golden St.	Phoenix	105-104	W	Erickson	24	Heard	15	Barry	30	Ray	12
5/16/76	Golden St.	Golden St.	94-86	W	GH/PW	21	Adams	20	Barry	20	JW/CR	13

NBA FINALS (Celtics 4, Suns 2)

5/23/76	Boston	Boston	87-98	L	Adams	26	Perry	10	Cowens	25	Cowens	21
5/27/76	Boston	Boston	90-105	L	Westphal	28	Adams	15	Havlicek	23	Silas	17
5/30/76	Boston	Phoenix	105-98	W	Adams	33	Adams	14	White	24	Cowens	17
6/2/76	Boston	Phoenix	109-107	W	Westphal	28	Heard	15	White	25	Silas	14
6/4/76	Boston	Boston	126-128***	L	RS/PW	25	Perry	15	White	33	Cowens	19
6/6/76	Boston	Phoenix	80-87	L	Adams	20	Heard	10	Scott	25	Cowens	17

1977-78 (Suns 49-33 Regular Season)

FIRST ROUND (Bucks 2, Suns 0)

DATE	OPPONENTS	SITE	SUNS-OPP	W-L	SUNS HI PTS	SUNS HI REBS	OPP HI PTS	OPP HI REBS
4/11/78	Milwaukee	Phoenix	103-111	L	Davis	31	Adams	9
4/14/78	Milwaukee	Milwaukee	90-94	L	Westphal	32	Davis	9

* Overtime ** Double Overtime *** Triple Overtime

1978-79 (Suns 50-32 Regular Season)

FIRST ROUND (Suns 2, Trail Blazers 1)										
DATE	OPPONENTS	SITE	SUNS-OPP	W-L	SUNS HI PTS	SUNS HI REBS	OPP HI PTS	OPP HI REBS		
4/10/79	Portland	Phoenix	107-103	W	Westphal	28	Davis/AA	5	Brewer	26
4/13/79	Portland	Portland	92-96	L	Davis	31	Heard	9	Brewer	21
4/15/79	Portland	Phoenix	101-91	W	Westphal	26	Heard	12	MT/ML/LS	16
SEMIFINALS (Suns 4, Kings 1)										
4/17/79	Kansas City	Phoenix	102-99	W	Westphal	25	Robinson	12	Birdsong	20
4/20/79	Kansas City	Kansas City	91-111	L	Robinson	17	Robinson	13	Birdsong	23
4/22/79	Kansas City	Phx (ASU)	108-93	W	Davis	22	Adams	9	SW/OB	22
4/25/79	Kansas City	Kansas City	108-94	W	Westphal	26	Heard	14	Wedman	21
4/27/79	Kansas City	Phoenix	120-99	W	Westphal	32	Kramer	11	Birdsong	21
WESTERN CONFERENCE FINALS (Sonics 4, Suns 3)										
5/1/79	Seattle	Seattle	93-108	L	Adams	18	Adams	12	Williams	27
5/4/79	Seattle	Seattle	97-103	L	Westphal	29	Robinson	9	J. Johnson	21
5/6/79	Seattle	Phoenix	113-103	W	Westphal	25	Davis	10	Williams	35
5/8/79	Seattle	Phoenix	100-91	W	Davis	27	Heard	12	Williams	22
5/11/79	Seattle	Seattle	99-93	W	Westphal	27	Robinson	14	D. Johnson	24
5/13/79	Seattle	Phoenix	105-106	L	Westphal	29	Kramer	8	D. Johnson	23
5/17/79	Seattle	Seattle	110-114	L	Davis	26	Robinson	14	Sikma	33

1979-80 (Suns 55-27 Regular Season)

FIRST ROUND (Suns 2, Kings 1)										
DATE	OPPONENTS	SITE	SUNS-OPP	W-L	SUNS HI PTS	SUNS HI REBS	OPP HI PTS	OPP HI REBS		
4/2/80	Kansas City	Phoenix	96-93	W	Westphal	23	Robinson	14	Birdsong	23
4/4/80	Kansas City	Kansas City	96-106	L	Adams	22	Adams	12	Wedman	32
4/6/80	Kansas City	Phoenix	114-99	W	Davis	22	Adams	20	Wedman	24
SEMIFINALS (Lakers 4, Suns 1)										
4/8/80	L.A. Lakers	Los Angeles	110-119	L	Davis	24	Kelley	10	Abdul-Jabbar	30
4/9/80	L.A. Lakers	Los Angeles	128-131*	L	Westphal	37	Heard	9	Abdul-Jabbar	32
4/11/80	L.A. Lakers	Phoenix	105-108	L	Davis	28	Heard	11	Abdul-Jabbar	37
4/13/80	L.A. Lakers	Phoenix	127-101	W	Westphal	25	Heard	9	Abdul-Jabbar	25
4/15/80	L.A. Lakers	Los Angeles	101-126	L	Davis	24	AA/Cook	6	Abdul-Jabbar	35

1980-81 (Suns 57-25 Regular Season)

FIRST-ROUND BYE										
SEMIFINALS (Kings 4, Suns 3)										
DATE	OPPONENTS	SITE	SUNS-OPP	W-L	SUNS HI PTS	SUNS HI REBS	OPP HI PTS	OPP HI REBS		
4/7/81	Kansas City	Phoenix	102-80	W	WD/DJ	16	Cook	12	King	15
4/8/81	Kansas City	Phoenix	83-88	L	D. Johnson	31	Robinson	8	Wedman	24
4/10/81	Kansas City	Kansas City	92-93	L	AA/DJ	19	D. Johnson	9	King	29
4/12/81	Kansas City	Kansas City	95-102	L	Robinson	23	Robinson	13	Grunfeld	27
4/15/81	Kansas City	Phoenix	101-89	W	Davis	20	Robinson	20	King	29
4/17/81	Kansas City	Kansas City	81-76	W	D. Johnson	17	Robinson	10	Wedman	19
4/19/81	Kansas City	Phoenix	88-95	L	D. Johnson	28	DJ/AA	7	RK/EG	23

1981-82 (Suns 46-36 Regular Season)

FIRST ROUND (Suns 2, Nuggets 1)										
DATE	OPPONENTS	SITE	SUNS-OPP	W-L	SUNS HI PTS	SUNS HI REBS	OPP HI PTS	OPP HI REBS		
4/20/82	Denver	Denver	113-129	L	Macy	22	Robinson	13	Vandeweghe	29
4/23/82	Denver	Phoenix	126-110	W	Johnson	29	Adams	9	Issel	26
4/24/82	Denver	Denver	124-119	W	Davis	30	Robinson	9	Issel	26
SEMIFINALS (Lakers 4, Suns 0)										
4/27/82	L.A. Lakers	Los Angeles	96-115	L	AA/DJ	20	Robinson	14	Wilkes	28
4/28/82	L.A. Lakers	Los Angeles	98-117	L	Johnson	27	Nance	11	Abdul-Jabbar	24
4/30/82	L.A. Lakers	Phoenix	106-114	L	Adams	23	Adams	12	Wilkes	26
5/2/82	L.A. Lakers	Phoenix	107-112	L	Johnson	31	LN/KM	6	JW/KAJ	24

1982-83 (Suns 53-29 Regular Season)

FIRST ROUND (Nuggets 2, Suns 1)										
DATE	OPPONENTS	SITE	SUNS-OPP	W-L	SUNS HI PTS	SUNS HI REBS	OPP HI PTS	OPP HI REBS		
4/19/83	Denver	Phoenix	121-108	W	Johnson	28	Johnson	12	Vandeweghe	32
4/21/83	Denver	Denver	99-113	L	Davis	31	Edwards	9	Vandeweghe	26
4/24/83	Denver	Phoenix	112-117*	L	Davis	29	Nance	12	Enalish	42

* Overtime ** Double Overtime *** Triple Overtime

1983-84 (Suns 41-41 Regular Season)

A new playoff format, similar to the one still in use today, was implemented. Eight teams from each conference make the playoffs, with the division winners having the top two seeds in each conference and subsequent seedings determined by record. The first-round series would be best-of-five until 2003.

FIRST ROUND (Suns 3, Trail Blazers 2)

DATE	OPPONENTS	SITE	SUNS-OPP	W-L	SUNS HI PTS	SUNS HI REBS	OPP HI PTS	OPP HI REBS
4/18/84	Portland	Portland	113-106	W	Edwards 23	Nance 9	Carr 24	Natt 9
4/20/84	Portland	Portland	116-122	L	Davis 25	Lucas/Davis 5	Paxson 27	Thompson 13
4/22/84	Portland	Phoenix	106-103	W	Davis 27	Lucas/Nance 10	Valentine 29	MT/MC 8
4/24/84	Portland	Phoenix	110-113	L	Davis 29	Lucas 10	Natt 30	Natt 8
4/26/84	Portland	Portland	117-105	W	Davis 29	Lucas 12	Paxson 24	Natt 10

SEMIFINALS (Suns 4, Jazz 2)

4/29/84	Utah	Utah	95-105	L	Davis 21	Edwards 8	Dantley 36	Bailey 13
5/2/84	Utah	Utah	102-97	W	Davis 28	Lucas 15	Dantley 26	Eaton 9
5/4/84	Utah	Phoenix	106-94	W	Davis 30	Lucas 14	Dantley 31	Eaton 11
5/6/84	Utah	Phoenix	111-110*	W	Davis 32	Adams 15	Dantley 37	Eaton 12
5/8/84	Utah	Utah	106-118	L	Lucas 19	Lucas 12	Dantley 46	Eaton 11
5/10/84	Utah	Phoenix	102-82	W	Davis 21	Nance 9	Dantley 23	Eaton 10

WESTERN CONFERENCE FINALS (Lakers 4, Suns 2)

5/12/84	L.A. Lakers	Los Angeles	94-110	L	Davis 24	Nance 15	McAdoo 20	Abdul-Jabbar 10
5/15/84	L.A. Lakers	Los Angeles	102-118	L	Nance 29	Nance 9	Abdul-Jabbar 21	Abdul-Jabbar 10
5/18/84	L.A. Lakers	Phoenix	135-127*	W	Davis 34	Lucas 17	Abdul-Jabbar 31	KAJ/EJ/JW 8
5/20/84	L.A. Lakers	Phoenix	115-126	L	Nance 27	Lucas 10	Abdul-Jabbar 31	KAJ/KR/JW 7
5/23/84	L.A. Lakers	Los Angeles	126-121	W	Davis 27	Nance 13	Abdul-Jabbar 28	McAdoo 8
5/25/84	L.A. Lakers	Phoenix	97-99	L	Davis 26	Lucas 13	Worthy 22	E. Johnson 11

1984-85 (Suns 36-46 Regular Season)

FIRST ROUND (Lakers 3, Suns 0)

DATE	OPPONENTS	SITE	SUNS-OPP	W-L	SUNS HI PTS	SUNS HI REBS	OPP HI PTS	OPP HI REBS
4/18/85	L.A. Lakers	Los Angeles	114-142	L	Pittman 22	Lucas 11	McGee 22	MC/BM 6
4/20/85	L.A. Lakers	Los Angeles	130-147	L	Adams 23	Lucas 9	Abdul-Jabbar 24	Rambis 7
4/23/85	L.A. Lakers	Phoenix	103-119	L	Lucas 26	Lucas 13	Worthy 23	Rambis 9

1988-89 (Suns 55-27 Regular Season)

FIRST ROUND (Suns 3, Nuggets 0)

DATE	OPPONENTS	SITE	SUNS-OPP	W-L	SUNS HI PTS	SUNS HI REBS	OPP HI PTS	OPP HI REBS
4/28/89	Denver	Phoenix	104-103	W	TMC/KJ 26	Chambers 17	Davis 34	Lever 12
4/30/89	Denver	Phoenix	132-114	W	K. Johnson 34	Chambers 12	English 36	Adams 12
5/2/89	Denver	Denver	130-121	W	TMC/KJ 32	Chambers 17	Davis 26	Turner 7

SEMIFINALS (Suns 4, Warriors 1)

5/6/89	Golden St.	Phoenix	130-103	W	Chambers 25	E. Johnson 9	Mullin/Teagle 18	L. Smith 8
5/9/89	Golden St.	Phoenix	122-127	L	E. Johnson 35	E. Johnson 9	Mullin 37	Richmond 13
5/11/89	Golden St.	Golden St.	113-104	W	Chambers 31	TMC/TYC 14	Mullin 32	RH/MB 9
5/13/89	Golden St.	Golden St.	135-99	W	E. Johnson 34	Corbin 13	Mullin 28	Mullin 7
5/16/89	Golden St.	Phoenix	116-104	W	TMC/KJ/DM 24	TMC/EJ 11	Richmond 23	L. Smith 9

WESTERN CONFERENCE FINALS (Lakers 4, Suns 0)

5/20/89	L.A. Lakers	Los Angeles	119-127	L	K. Johnson 27	Chambers 10	Worthy 32	Green 10
5/23/89	L.A. Lakers	Los Angeles	95-101	L	K. Johnson 22	Chambers 10	Scott 30	Johnson 9
5/26/89	L.A. Lakers	Phoenix	107-110	L	Chambers 26	Hornacek 11	Worthy 29	Worthy 12
5/28/89	L.A. Lakers	Phoenix	117-122	L	Chambers 41	Chambers 13	Scott 35	Green 11

1989-90 (Suns 54-28 Regular Season)

FIRST ROUND (Suns 3, Jazz 2)

DATE	OPPONENTS	SITE	SUNS-OPP	W-L	SUNS HI PTS	SUNS HI REBS	OPP HI PTS	OPP HI REBS
4/27/90	Utah	Utah	96-113	L	Majerle 23	Rambis 9	K. Malone 21	K. Malone 11
4/29/90	Utah	Utah	105-87	W	K. Johnson 22	West 21	K. Malone 20	K. Malone 10
5/2/90	Utah	Phoenix	120-105	W	K. Johnson 29	West 10	Bailey 30	K. Malone 11
5/4/90	Utah	Phoenix	94-105	L	E. Johnson 33	West 11	K. Malone 33	K. Malone 11
5/6/90	Utah	Utah	104-102	W	Chambers 32	West 11	KM/Bailey 26	Eaton 9

SEMIFINALS (Suns 4, Lakers 1)

5/ 8/90	L.A. Lakers	Los Angeles	104-102	W	Chambers 26	West 16	EJ/JW 22	Green 13
5/10/90	L.A. Lakers	Los Angeles	100-124	L	Hornacek 18	Five with 5	Worthy 27	Green 13
5/12/90	L.A. Lakers	Phoenix	117-103	W	Chambers 34	TMC/KJ 7	Worthy 27	Green 10
5/13/90	L.A. Lakers	Phoenix	114-101	W	K. Johnson 30	West 15	E. Johnson 43	Green 18
5/15/90	L.A. Lakers	Los Angeles	106-103	W	K. Johnson 37	West 16	E. Johnson 43	VD/EJ 8

WESTERN CONFERENCE FINALS (Trail Blazers 4, Suns 2)

5/21/90	Portland	Portland	98-100	L	Chambers 29	West 12	Drexler 20	Kersey 11
5/23/90	Portland	Portland	107-108	L	Chambers 28	Chambers 14	Kersey 29	Kersey 11
5/25/90	Portland	Phoenix	123-89	W	Chambers 24	Lang 10	Kersey 16	Bryant 7
5/27/90	Portland	Phoenix	119-107	W	K. Johnson 28	West 12	Kersey 29	Williams 8
5/29/90	Portland	Portland	114-120	L	K. Johnson 28	Chambers 13	Drexler 32	Kersey 11
5/31/90	Portland	Phoenix	109-112	L	Hornacek 36	Rambis 12	CD/TP 23	Williams 11

* Overtime ** Double Overtime *** Triple Overtime

1990-91 (Suns 55-27 Regular Season)

FIRST ROUND (Jazz 3, Suns 1)									
DATE	OPPONENTS	SITE	SUNS-OPP	W-L	SUNS HI PTS	SUNS HI REBS	OPP HI PTS	OPP HI REBS	
4/25/91	Utah	Phoenix	90-129	L	Knight	18	Hornacek	5	K. Malone 27 KM/MB 10
4/27/91	Utah	Phoenix	102-92	W	Hornacek	25	Lang	8	J. Malone 23 K. Malone 14
4/30/91	Utah	Utah	98-107	L	Chambers	26	Hornacek	10	K. Malone 32 M. Brown 11
5/2/91	Utah	Utah	93-101	L	Hornacek	30	Chambers	7	K. Malone 38 K. Malone 13

1991-92 (Suns 53-29 Regular Season)

FIRST ROUND (Suns 3, Spurs 0)									
DATE	OPPONENTS	SITE	SUNS-OPP	W-L	SUNS HI PTS	SUNS HI REBS	OPP HI PTS	OPP HI REBS	
4/24/92	San Antonio	Phoenix	117-111	W	Majerle	25	Ceballos	9	Cummings 30 Cummings 12
4/26/92	San Antonio	Phoenix	119-107	W	TP/JH	31	Perry/Lang	31	Cummings 10 Cummings 10
4/29/92	San Antonio	San Antonio	101-92	W	KJ/JH	22	Perry	9	Carr 20 TC/AC 12
SEMIFINALS (Trail Blazers 4, Suns 1)									
5/5/92	Portland	Portland	111-113	L	K. Johnson	24	KJ/TC	8	Porter 31 Drexler 10
5/7/92	Portland	Portland	119-126	L	K. Johnson	35	Hornacek	11	CD/TP 27 Kersey 9
5/9/92	Portland	Phoenix	124-117	W	Hornacek	30	TP/DM	9	Drexler 37 Kersey 9
5/11/92	Portland	Phoenix	151-153**	L	K. Johnson	35	Majerle	11	Drexler 33 Kersey 10
5/14/92	Portland	Portland	106-118	L	TC/TP	19	Chambers	8	Drexler 34 BW/JK 12

1992-93 (Suns 62-20 Regular Season)

FIRST ROUND (Suns 3, Lakers 2)									
DATE	OPPONENTS	SITE	SUNS-OPP	W-L	SUNS HI PTS	SUNS HI REBS	OPP HI PTS	OPP HI REBS	
4/30/93	L.A. Lakers	Phoenix	103-107	L	Barkley	34	Barkley	15	Threatt 35 Divac 10
5/2/93	L.A. Lakers	Phoenix	81-86	L	CB/RD/TC	18	Barkley	21	Divac 19 Green/Divac 19
5/4/93	L.A. Lakers	Los Angeles	107-102	W	Barkley	27	Barkley	11	Divac 30 Green 17
5/6/93	L.A. Lakers	Los Angeles	101-86	W	Barkley	28	Barkley	11	Divac 17 Green 15
5/9/93	L.A. Lakers	Phoenix	112-104*	W	Barkley	31	CB/OM	14	Worthy 24 Green 19
SEMIFINALS (Suns 4, Spurs 2)									
5/11/93	San Antonio	Phoenix	98-89	W	K. Johnson	25	Barkley	10	Robinson 32 Robinson 10
5/13/93	San Antonio	Phoenix	109-103	W	Barkley	35	Barkley	10	Robinson 27 Robinson 10
5/15/93	San Antonio	San Antonio	96-111	L	K. Johnson	26	Barkley	14	Carr 21 DR/AJ 8
5/16/93	San Antonio	San Antonio	103-117	L	K. Johnson	26	Barkley	12	Robinson 36 Robinson 16
5/18/93	San Antonio	Phoenix	109-97	W	Barkley	36	Barkley	12	DR/DE 24 Robinson 8
5/20/93	San Antonio	San Antonio	102-100	W	Barkley	28	Barkley	21	Robinson 22 Robinson 14
WESTERN CONFERENCE FINALS (Suns 4, Sonics 3)									
5/24/93	Seattle	Phoenix	105-91	W	Ceballos	21	Barkley	14	McKey 17 Kemp 10
5/26/93	Seattle	Phoenix	99-103	L	Majerle	29	CB/DM	10	Pierce 34 McMillan 8
5/28/93	Seattle	Seattle	104-97	W	K. Johnson	20	Barkley	16	Pierce 28 Kemp 12
5/30/93	Seattle	Seattle	101-120	L	Barkley	27	Barkley	7	SK/DM 20 Kemp 8
6/1/93	Seattle	Phoenix	120-114	W	Barkley	43	Barkley	15	Kemp 33 SK/SP 6
6/3/93	Seattle	Seattle	102-118	L	K. Johnson	22	Barkley	11	Pierce 27 Kemp 15
6/5/93	Seattle	Phoenix	123-110	W	Barkley	44	Barkley	24	E. Johnson 34 Kemp 8
NBA FINALS (Bulls 4, Suns 2)									
6/9/93	Chicago	Phoenix	92-100	L	Barkley	21	Dumas	12	Jordan 31 Jordan 8
6/11/93	Chicago	Phoenix	108-111	L	Barkley	42	Barkley	13	Jordan 42 MJ/SP 12
6/13/93	Chicago	Chicago	129-121***	W	Majerle	28	Barkley	19	Jordan 44 Grant 17
6/16/93	Chicago	Chicago	105-111	L	Barkley	32	Barkley	12	Jordan 55 Grant 16
6/18/93	Chicago	Chicago	108-98	W	RD/KJ	25	Majerle	12	Jordan 41 MJ/HG 7
6/20/93	Chicago	Phoenix	98-99	L	DM/CB	21	Barkley	17	Jordan 33 Pippen 12

1993-94 (Suns 56-26 Regular Season)

FIRST ROUND (Suns 3, Warriors 0)									
DATE	OPPONENTS	SITE	SUNS-OPP	W-L	SUNS HI PTS	SUNS HI REBS	OPP HI PTS	OPP HI REBS	
4/29/94	Golden St.	Phoenix	111-104	W	Barkley	36	Barkley	19	Owens 27 Owens 17
5/1/94	Golden St.	Phoenix	117-111	W	K. Johnson	38	Green	10	Mullin 32 Webber 10
5/4/94	Golden St.	Golden St.	140-133	W	Barkley	56	Barkley	14	Mullin 30 CW/CG 8
SEMIFINALS (Rockets 4, Suns 3)									
5/8/94	Houston	Houston	91-87	W	Barkley	21	Barkley	12	Olajuwon 36 Olajuwon 16
5/11/94	Houston	Houston	124-117*	W	Barkley	34	Barkley	15	Olajuwon 31 Olajuwon 17
5/13/94	Houston	Phoenix	102-118	L	K. Johnson	38	Barkley	14	Maxwell 34 Olajuwon 15
5/15/94	Houston	Phoenix	96-107	L	K. Johnson	38	Barkley	14	Olajuwon 28 Thorpe 13
5/17/94	Houston	Houston	86-109	L	Barkley	30	Miller	7	OT/HO 20 Thorpe 13
5/19/94	Houston	Phoenix	103-89	W	K. Johnson	28	Barkley	15	Olajuwon 23 Olajuwon 12
5/21/94	Houston	Houston	94-104	L	K. Johnson	25	Barkley	15	Olajuwon 37 Olajuwon 17

* Overtime ** Double Overtime *** Triple Overtime

1994-95 (Suns 59-23 Regular Season)

FIRST ROUND (Suns 3, Trail Blazers 0)										
DATE	OPPONENTS	SITE	SUNS-OPP	W-L	SUNS HI PTS	SUNS HI REBS	OPP HI PTS	OPP HI REBS		
4/28/95	Portland	Phoenix	129-102	W	Barkley 29	Barkley 16	Strickland 23	Dudley/Grant 7		
4/30/95	Portland	Phoenix	103-94	W	K. Johnson 28	Green 15	Strickland 26	Williams 7		
5/2/95	Portland	Portland	117-109	W	Barkley 47	Barkley 12	Strickland 21	C. Robinson 10		
SEMIFINALS (Rockets 4, Suns 3)										
5/9/95	Houston	Phoenix	130-108	W	Barkley 26	Green 15	Cassell 31	Brown 6		
5/11/95	Houston	Phoenix	118-94	W	Barkley 30	Green 14	Olajuwon 25	Horry 8		
5/13/95	Houston	Houston	85-118	L	K. Johnson 14	Green 9	Olajuwon 36	Olajuwon 11		
5/14/95	Houston	Houston	114-110	W	K. Johnson 43	Green 12	Olajuwon 38	Horry 17		
5/16/95	Houston	Phoenix	97-103*	L	K. Johnson 28	CB/Green 20	Olajuwon 31	Olajuwon 16		
5/18/95	Houston	Houston	103-116	L	Barkley 34	Barkley 14	Olajuwon 30	HO/CD 8		
5/20/95	Houston	Phoenix	114-115	L	K. Johnson 46	Barkley 23	HO/CD 29	Olajuwon 11		

1995-96 (Suns 41-41 Regular Season)

FIRST ROUND (Spurs 3, Suns 1)										
DATE	OPPONENTS	SITE	SUNS-OPP	W-L	SUNS HI PTS	SUNS HI REBS	OPP HI PTS	OPP HI REBS		
4/26/96	San Antonio	San Antonio	98-120	L	Barkley 26	Barkley 12	Del Negro 29	Perdue 9		
4/28/96	San Antonio	San Antonio	105-110	L	Barkley 30	Barkley 20	Robinson 40	Robinson 21		
5/1/96	San Antonio	Phoenix	94-93	W	Barkley 25	Barkley 13	Robinson 22	Perdue 9		
5/3/96	San Antonio	Phoenix	98-116	L	Barkley 21	Barkley 9	Robinson 30	Robinson 13		

1996-97 (Suns 40-42 Regular Season)

FIRST ROUND (Sonics 3, Suns 2)										
DATE	OPPONENTS	SITE	SUNS-OPP	W-L	SUNS HI PTS	SUNS HI REBS	OPP HI PTS	OPP HI REBS		
4/25/97	Seattle	Seattle	106-101	W	Chapman 42	K. Johnson 7	Payton 23	Kemp 15		
4/27/97	Seattle	Seattle	78-122	L	Chapman 18	Person 10	Kemp/Payton 23	Kemp 15		
4/29/97	Seattle	Phoenix	110-103	W	Person 29	Person 10	Payton 34	Kemp 11		
5/1/97	Seattle	Phoenix	115-122*	L	KJ/Kidd 23	Manning 10	Payton 28	Kemp 20		
5/3/97	Seattle	Seattle	92-116	L	Person 26	Person/Kidd 8	Schrempf 24	Kemp 11		

1997-98 (Suns 56-26 Regular Season)

FIRST ROUND (Spurs 3, Suns 1)										
DATE	OPPONENTS	SITE	SUNS-OPP	W-L	SUNS HI PTS	SUNS HI REBS	OPP HI PTS	OPP HI REBS		
4/23/98	San Antonio	Phoenix	96-102	L	Johnson 18	McCloud 9	Duncan 32	Robinson 15		
4/25/98	San Antonio	Phoenix	108-101	W	McCloud 22	McDyess 11	Robinson 23	Robinson 16		
4/27/98	San Antonio	San Antonio	88-100	L	McDyess 26	McDyess 17	Duncan 22	Duncan 14		
4/29/98	San Antonio	San Antonio	80-99	L	Johnson 18	McDyess 19	Johnson 30	Robinson 21		

1998-99 (Suns 27-23 Regular Season)

FIRST ROUND (Trail Blazers 3, Suns 0)										
DATE	OPPONENTS	SITE	SUNS-OPP	W-L	SUNS HI PTS	SUNS HI REBS	OPP HI PTS	OPP HI REBS		
5/8/99	Portland	Portland	85-95	L	Kidd 17	Gugliotta 9	Rider 25	Grant 10		
5/10/99	Portland	Portland	99-110	L	McCloud/Garrity 15	Gugliotta 9	Grant/DS 22	Sabonis 9		
5/12/99	Portland	Phoenix	93-103	L	Robinson 24	CR/TG 7	Grant 20	Sabonis 11		

1999-00 (Suns 53-29 Regular Season)

FIRST ROUND (Suns 3, Spurs 1)										
DATE	OPPONENTS	SITE	SUNS-OPP	W-L	SUNS HI PTS	SUNS HI REBS	OPP HI PTS	OPP HI REBS		
4/22/00	San Antonio	San Antonio	72-70	W	AH/CR 17	Marion 9	Elliot 15	Walker 16		
4/25/00	San Antonio	San Antonio	70-85	L	Hardaway 19	Blount 11	D.Robinson 25	D.Robinson 15		
4/29/00	San Antonio	Phoenix	101-94	W	Hardaway 17	Marion 14	D.Robinson 37	D.Robinson 13		
5/2/00	San Antonio	Phoenix	89-78	W	Hardaway 23	SM/RR 10	D.Robinson 21	D.Robinson 16		
SEMIFINALS (Lakers 4, Suns 1)										
5/7/00	L.A. Lakers	Los Angeles	77-105	L	Hardaway 25	JK/CB 7	O'Neal 37	O'Neal 14		
5/10/00	L.A. Lakers	Los Angeles	96-97	L	Robinson 30	SM/CB 9	O'Neal 38	O'Neal 20		
5/12/00	L.A. Lakers	Phoenix	99-105	L	Hardaway 31	Robinson 9	O'Neal 37	O'Neal 17		
5/14/00	L.A. Lakers	Phoenix	117-98	W	Robinson 32	Kidd 10	O'Neal 24	SON/RH 9		
5/16/00	L.A. Lakers	Los Angeles	65-87	L	Day 10	Rogers 8	Bryant 17	O'Neal 21		

2000-01 (Suns 51-31 Regular Season)

DATE	OPPONENTS	SITE	SUNS-OPP	W-L	FIRST ROUND (Kings 3, Suns 1)		OPP HI PTS	OPP HI REBS
					SUNS HI PTS	SUNS HI REBS		
4/22/01	Sacramento	Sacramento	86-83	W	Marion 21	Tsakalidis 11	Webber 27	Webber 15
4/25/01	Sacramento	Sacramento	90-116	L	Delk 14	Gugliotta 8	Stojakovic 22	Webber/Jackson 9
4/29/01	Sacramento	Phoenix	96-104	L	Kidd 19	Marion 10	Webber 23	Divac 12
5/2/01	Sacramento	Phoenix	82-89	L	Robinson 24	Tsakalidis 12	Stojakovic 37	Pollard 13

2002-03 (Suns 44-38 Regular Season)

Beginning with the 2003 postseason, all first-round series were switched to best-of-seven series.

DATE	OPPONENTS	SITE	SUNS-OPP	W-L	FIRST ROUND (Spurs 4, Suns 2)		OPP HI PTS	OPP HI REBS
					SUNS HI PTS	SUNS HI REBS		
4/19/03	San Antonio	San Antonio	96-95*	W	Marbury 26	Marion 12	Jackson 23	Duncan 13
4/21/03	San Antonio	San Antonio	76-84	L	Marbury 32	Marion 12	Jackson 23	Duncan 12
4/25/03	San Antonio	Phoenix	86-99	L	Marbury 25	Johnson 9	Parker 29	Duncan 23
4/27/03	San Antonio	Phoenix	86-84	W	Marbury 18	Marion 14	Duncan 24	Rose 14
4/29/03	San Antonio	San Antonio	82-94	L	Marion 22	Stoudemire 14	Rose 27	Duncan 17
5/1/03	San Antonio	Phoenix	85-87	L	Marion 24	Marion 15	Jackson 21	Duncan 20

2004-05 (Suns 62-20 Regular Season)

Beginning with the 2004-05 season, the NBA was re-aligned into six divisions. For the 2005 and 2006 playoffs, the three division winners in each conference took the top three seeds with the remaining five seedings determined by record.

DATE	OPPONENTS	SITE	SUNS-OPP	W-L	FIRST ROUND (Suns 4, Grizzlies 0)		OPP HI PTS	OPP HI REBS
					SUNS HI PTS	SUNS HI REBS		
4/24/05	Memphis	Phoenix	114-103	W	Marion 26	Marion 13	Miller 19	Gasol 9
4/27/05	Memphis	Phoenix	108-103	W	Stoudemire 34	Marion 13	Gasol 28	Gasol 16
4/29/05	Memphis	Memphis	110-90	W	Stoudemire 30	Marion 13	Wright 14	SB, LW, SS 8
5/1/05	Memphis	Memphis	123-115	W	Johnson 25	Marion 11	Gasol 28	Battier, Jones 5
SEMIFINALS (Suns 4, Mavericks 2)								
5/9/05	Dallas	Phoenix	127-102	W	Stoudemire 40	Stoudemire 16	Nowitzki 28	Nowitzki 13
5/11/05	Dallas	Phoenix	106-108	L	Stoudemire 30	Stoudemire 16	Finley 31	DN, ED 12
5/13/05	Dallas	Dallas	119-102	W	Stoudemire 37	Stoudemire 14	Nowitzki 21	Nowitzki 13
5/15/05	Dallas	Dallas	109-119	L	Nash 48	Marion 12	Howard 29	Dampier 11
5/18/05	Dallas	Phoenix	114-108	W	Nash 34	Stoudemire 18	Nowitzki 34	Dampier 14
5/20/05	Dallas	Dallas	130-126*	W	Nash 39	Marion 16	Terry 36	Howard 14
CONFERENCE FINALS (Spurs 4, Suns 1)								
5/22/05	San Antonio	Phoenix	114-121	L	Stoudemire 41	SM, AS 9	Parker 29	Duncan 15
5/24/05	San Antonio	Phoenix	108-111	L	Stoudemire 37	Marion 12	Duncan 30	TD, NM 8
5/28/05	San Antonio	San Antonio	92-102	L	Stoudemire 34	Stoudemire 11	Duncan 33	Duncan 15
5/30/05	San Antonio	San Antonio	111-106	W	Stoudemire 31	Marion 14	Ginobili 28	Duncan 16
6/1/05	San Antonio	Phoenix	95-101	L	Stoudemire 42	Stoudemire 16	Duncan 31	Duncan 15

2005-06 (Suns 54-28 Regular Season)

DATE	OPPONENTS	SITE	SUNS-OPP	W-L	FIRST ROUND (Suns 4, Lakers 3)		OPP HI PTS	OPP HI REBS
					SUNS HI PTS	SUNS HI REBS		
4/23/06	L.A. Lakers	Phoenix	107-102	W	T. Thomas 22	T. Thomas 15	Bryant 22	Odum 14
4/26/06	L.A. Lakers	Phoenix	93-99	L	Nash 29	TT, SM 9	Bryant 29	Bryant 10
4/28/06	L.A. Lakers	L.A. Lakers	92-99	L	Marion 20	Marion, Nash 7	Parker 18	Odum 17
4/30/06	L.A. Lakers	L.A. Lakers	98-99*	L	Nash 22	Marion 12	Odum 25	Brown 10
5/2/06	L.A. Lakers	Phoenix	114-97	W	Diaw 25	Diaw 10	Bryant 29	Odum 15
5/4/06	L.A. Lakers	L.A. Lakers	126-118*	W	Nash 32	Marion 12	Bryant 50	Odum 11
5/6/06	L.A. Lakers	Phoenix	121-90	W	Barbosa 26	Marion 10	Bryant 24	Vujacic 6
SEMIFINALS (Suns 4, Clippers 3)								
5/8/06	L.A. Clippers	Phoenix	130-123	W	Nash 31	Marion 15	Brand 40	Brand 9
5/10/06	L.A. Clippers	Phoenix	97-122	L	Bell 20	Marion 6	Brand 27	Kaman 16
5/12/06	L.A. Clippers	L.A. Clippers	94-91	W	Marion 32	Marion 19	Brand 20	Maggette 14
5/14/06	L.A. Clippers	L.A. Clippers	107-114	L	Bell 33	Marion 10	Brand 30	Maggette 15
5/16/06	L.A. Clippers	Phoenix	125-118**	W	Marion 36	Marion 20	Brand 33	Brand 15
5/18/06	L.A. Clippers	L.A. Clippers	106-118	L	Marion 34	Marion, Diaw 9	Brand 30	Brand 12
5/22/06	L.A. Clippers	Phoenix	127-107	W	Marion 30	Marion 9	Brand 36	EB, CM 9
CONFERENCE FINALS (Mavericks 4, Suns 2)								
5/24/06	Dallas	Dallas	121-118	W	Diaw 34	Marion 13	Harris 30	Nowitzki 19
5/26/06	Dallas	Dallas	98-105	L	Diaw 25	Marion 19	Nowitzki 30	Nowitzki 14
5/28/06	Dallas	Phoenix	88-95	L	Nash 21	Marion 18	Nowitzki 28	Nowitzki 17
5/30/06	Dallas	Phoenix	106-86	W	Barbosa 24	Diaw 9	Howard 16	Howard 9
6/1/06	Dallas	Dallas	101-117	L	T. Thomas 26	Marion 10	Nowitzki 50	Nowitzki 12
6/3/06	Dallas	Phoenix	93-102	L	Diaw 30	Marion, Diaw 11	Nowitzki 24	Howard 15

* Overtime ** Double Overtime *** Triple Overtime

2006-07 (Suns 61-21 Regular Season)

A new seeding format was implemented that guaranteed the three division winners in each conference a top-four seed as opposed to the division winners automatically getting the top three seeds in each conference.

FIRST ROUND (Suns 4, Lakers 1)

DATE	OPPONENTS	SITE	SUNS-OPP	W-L	SUNS HI PTS	SUNS HI REBS	OPP HI PTS	OPP HI REBS
4/22/07	L.A. Lakers	Phoenix	95-87	W	Barbosa 26	Marion 16	Bryant 39	Odom 16
4/24/07	L.A. Lakers	Phoenix	126-98	W	Barbosa 26	Marion 10	Bryant 15	Bynum 12
4/26/07	L.A. Lakers	L.A. Lakers	89-95	L	Stoudemire 24	Stoudemire 10	Bryant 45	Odom 16
4/29/07	L.A. Lakers	L.A. Lakers	113-100	W	Stoudemire 27	Stoudemire 21	Bryant 31	Odom 13
5/2/07	L.A. Lakers	Phoenix	119-110	W	Stoudemire 27	Stoudemire 16	Bryant 34	Odom/Turiaf 10

SEMIFINALS (Spurs 4, Suns 2)

5/6/07	San Antonio	Phoenix	106-111	L	Nash 31	Stoudemire 18	Duncan 33	Duncan 16
5/8/07	San Antonio	Phoenix	101-81	W	Stoudemire 27	Marion 10	Duncan 29	Duncan 11
5/12/07	San Antonio	San Antonio	101-108	L	Marion 26	Thomas 12	Duncan 33	Duncan 19
5/14/07	San Antonio	San Antonio	104-98	W	Stoudemire 26	Marion 12	Parker 23	Duncan 11
5/16/07	San Antonio	Phoenix	85-88	L	Marion 24	Marion 17	Ginobili 26	Duncan 12
5/18/07	San Antonio	San Antonio	106-114	L	Stoudemire 38	Stoudemire 12	Ginobili 33	Duncan 13

2007-08 (Suns 55-27 Regular Season)

FIRST ROUND (Spurs 4, Suns 1)

DATE	OPPONENTS	SITE	SUNS-OPP	W-L	SUNS HI PTS	SUNS HI REBS	OPP HI PTS	OPP HI REBS
4/19/08	San Antonio	San Antonio	115-117**	L	Stoudemire 33	Barbosa 8	Duncan 40	Duncan 15
4/22/08	San Antonio	San Antonio	96-102	L	Stoudemire 33	O'Neal 14	Parker 32	Duncan 17
4/25/08	San Antonio	Phoenix	99-115	L	Stoudemire 28	Stoudemire 11	Parker 41	Duncan 10
4/27/08	San Antonio	Phoenix	105-86	W	Bell 27	O'Neal 12	Parker 18	Duncan 10
4/29/08	San Antonio	San Antonio	87-92	L	Diaw 22	Stoudemire 11	Parker 31	Duncan 17

2009-10 (Suns 54-28 Regular Season)

FIRST ROUND (Suns 4, Blazers 2)

DATE	OPPONENTS	SITE	SUNS-OPP	W-L	SUNS HI PTS	SUNS HI REBS	OPP HI PTS	OPP HI REBS
4/18/10	Portland	Phoenix	100-105	L	Nash 25	Richardson 10	Miller 31	Camby 17
4/20/10	Portland	Phoenix	119-90	W	Richardson 29	Hill 8	Webster 16	Camby 10
4/22/10	Portland	Portland	108-89	W	Richardson 42	Richardson 8	Aldridge 17	Camby 10
4/24/10	Portland	Portland	87-96	L	Stoudemire 26	Hill 12	Aldridge 31	Aldridge 11
4/26/10	Portland	Phoenix	107-88	W	Frye 20	Frye/Richardson 8	Miller 21	Camby 11
4/29/10	Portland	Portland	99-90	W	Richardson 28	Hill 12	Webster 19	Aldridge 9

SEMIFINALS (Suns 4, Spurs 0)

5/3/10	San Antonio	Phoenix	111-102	W	Nash 33	Stoudemire 13	Ginobili 27	Duncan 11
5/5/10	San Antonio	Phoenix	110-102	W	Stoudemire 23	Stoudemire 11	Duncan 29	Duncan/Jefferson 10
5/7/10	San Antonio	San Antonio	110-96	W	Dragic 26	Stoudemire/Nash 8	Ginobili 27	Duncan 13
5/9/10	San Antonio	San Antonio	107-101	W	Stoudemire 29	Richardson 8	Parker 22	Duncan/Jefferson 8

CONFERENCE FINALS (Lakers 4, Suns 2)

5/17/10	L.A. Lakers	L.A. Lakers	107-128	L	Stoudemire 23	RL/JR/LA 6	Bryant 40	Odom 19
5/19/10	L.A. Lakers	L.A. Lakers	112-124	L	Richardson 27	Stoudemire/Lopez 6	Gasol 29	Odom 11
5/23/10	L.A. Lakers	Phoenix	118-109	W	Stoudemire 42	Stoudemire 11	Bryant 36	Bryant/Gasol 9
5/25/10	L.A. Lakers	Phoenix	115-106	W	Stoudemire 21	Stoudemire 8	Bryant 38	Odom 10
5/27/10	L.A. Lakers	L.A. Lakers	101-103	L	Nash 29	Frye 10	Bryant 30	Odom 18
5/29/10	L.A. Lakers	Phoenix	103-111	L	Stoudemire 27	Frye 13	Bryant 37	Odom 12

Suns Career Playoff Leaders

Games

Kevin Johnson	105
Dan Majerle	83
Alvan Adams	78
Steve Nash	75
Mark West	71
Shawn Marion	65
Leandro Barbosa	64
Tom Chambers	63
Alvin Scott	61
Walter Davis	59

Points

Kevin Johnson	2,026
Steve Nash	1,365
Walter Davis	1,288
Charles Barkley	1,273
Amar'e Stoudemire	1,258
Dan Majerle	1,120
Shawn Marion	1,109
Alvan Adams	1,076
Tom Chambers	1,018
Paul Westphal	956

Rebounds

Shawn Marion	706
Charles Barkley	644
Alvan Adams	588
Amar'e Stoudemire	479
Dan Majerle	411
Mark West	371
Garfield Heard	370
Tom Chambers	357
Kevin Johnson	336
Len "Truck" Robinson	269

Steals

Kevin Johnson	132
Dan Majerle	106
Shawn Marion	97
Alvan Adams	88
Charles Barkley	81
Walter Davis	80
Garfield Heard	62
Paul Westphal	61
Jeff Hornacek	57
Jason Kidd	51

Assists

Kevin Johnson	935
Steve Nash	728
Alvan Adams	320
Walter Davis	296
Jason Kidd	217
Paul Westphal	210
Dan Majerle	204
Charles Barkley	197
Jeff Hornacek	185
Kyle Macy	155

Blocks

Mark West	114
Shawn Marion	99
Amar'e Stoudemire	94
Garfield Heard	78
Alvan Adams	77
Oliver Miller	73
Alvin Scott	51
Larry Nance	51
Charles Barkley	49
Dan Majerle	42
Tom Chambers	42

Field Goals Made

Kevin Johnson	707
Walter Davis	523
Steve Nash	501
Charles Barkley	462
Amar'e Stoudemire	450
Shawn Marion	446
Alvan Adams	440
Dan Majerle	403
Paul Westphal	398
Tom Chambers	365

Field Goals Attempted

Kevin Johnson	1,504
Walter Davis	1,039
Steve Nash	1,008
Shawn Marion	963
Charles Barkley	950
Dan Majerle	948
Alvan Adams	930
Amar'e Stoudemire	861
Tom Chambers	848
Paul Westphal	799

Free Throws Made

Kevin Johnson	594
Amar'e Stoudemire	355
Charles Barkley	313
Tom Chambers	268
Steve Nash	264
Walter Davis	237
Dan Majerle	199
Alvan Adams	196
Paul Westphal	159
Shawn Marion	154

Free Throws Attempted

Kevin Johnson	713
Amar'e Stoudemire	474
Charles Barkley	410
Tom Chambers	315
Steve Nash	294
Walter Davis	290
Dan Majerle	260
Alvan Adams	256
Paul Westphal	200
Shawn Marion	190

Scoring Average (10 games minimum)

Charles Barkley	26.5
Amar'e Stoudemire	24.2
Walter Davis	21.8
Paul Westphal	21.7
Dennis Johnson	20.4
Jason Richardson	19.8
Kevin Johnson	19.3
Steve Nash	18.2
Jeff Hornacek	17.6
Maurice Lucas	17.3
Anfernee Hardaway	17.3

Three-Point Field Goals Made

Dan Majerle	115
Steve Nash	99
Raja Bell	73
Leandro Barbosa	65
Shawn Marion	63
Danny Ainge	62
Tim Thomas	48
Wesley Person	40
Charles Barkley	36
Jim Jackson	32
Quentin Richardson	32

Three-Point Field Goals Attempted

Dan Majerle	324
Steve Nash	259
Leandro Barbosa	191
Shawn Marion	182
Raja Bell	151
Danny Ainge	146
Charles Barkley	132
Tim Thomas	108
Wesley Person	107
Kevin Johnson	90

Three-Point Field Goal Percentage (Minimum 10 Attempts)

Jim Jackson	.516
Raja Bell	.483
Jason Richardson	.475
Joe Johnson	.449
Tim Thomas	.444
Danny Ainge	.425
Jared Dudley	.424
Rex Chapman	.407
Kyle Macy	.404
Quentin Richardson	.390
Steve Nash	.382

Suns Playoff Records

Suns Individual Playoff Records

Minutes

62***	Kevin Johnson at Chicago	6/13/93
59***	Dan Majerle at Chicago	6/13/93
55**	Shawn Marion vs. L.A. Clippers	5/16/06
54**	Raja Bell at San Antonio	4/19/08
53*	Shawn Marion at San Antonio	4/19/03
53*	Stephon Marbury at San Antonio	4/19/03
53***	Charles Barkley at Chicago	6/13/93

Field Goals Made

23	Charles Barkley at Golden State	5/4/94
----	---------------------------------	--------

Field Goals Attempted

33**	Shawn Marion vs. L.A. Clippers	5/16/06
------	--------------------------------	---------

3-PT. Field Goals Made

9^	Rex Chapman vs. Seattle	4/25/97
----	-------------------------	---------

Free Throws Made

21	Kevin Johnson vs. Houston	5/20/95
----	---------------------------	---------

Free Throws Attempted

22	Amar'e Stoudemire vs. San Antonio	6/1/05
22	Kevin Johnson vs. Houston	5/20/95

Offensive Rebounds

10	Charles Barkley vs. Seattle	6/5/93
10	Mark West at L.A. Lakers	5/8/90

Defensive Rebounds

17	Amar'e Stoudemire at L.A. Lakers	4/29/07
17	Charles Barkley several times, last vs. Houston	5/20/95
17	Tom Chambers at Denver	5/2/89
17	Tom Chambers vs. Denver	4/28/89
17	Alvan Adams vs. Kansas City	4/6/80
17	Alvan Adams at Golden State	5/16/76

Rebounds

24	Charles Barkley vs. Seattle	6/5/93
----	-----------------------------	--------

Assists

23	Steve Nash at L.A. Lakers	4/29/07
19	Kevin Johnson vs. San Antonio	4/26/92

Steals

7	Charles Barkley vs. San Antonio	5/13/93
---	---------------------------------	---------

Blocks

7	Oliver Miller vs. L.A. Lakers	5/9/93
7	Mark West at L.A. Lakers	5/8/90

Points

56	Charles Barkley at Golden State	5/4/94
----	---------------------------------	--------

Suns Team Playoff Highs

Field Goals Made

58 vs. Denver 4/23/82

Field Goals Attempted

115** vs. Portland 5/11/92

Field Goal Percentage

.610 vs. L.A. Lakers (47-77) 5/6/06
vs. Portland (50-82) 5/25/90

3-PT. Field Goals Made

15 at San Antonio 5/7/10
vs. L.A. Clippers 5/22/06
vs. Memphis 4/24/05

Free Throws Made

57# vs. Seattle 6/5/93

Free Throws Attempted

64 vs. Seattle 6/5/93

Rebounds

70 at L.A. Lakers 3/29/70

Assists

44* at L.A. Lakers 4/9/80
38 vs. Portland 5/25/90

Personal Fouls

38 vs. Seattle 6/5/93

38** vs. Portland 5/11/92

Steals

17 vs. Denver 4/19/83

Blocks

16 vs. Seattle 5/24/93

Turnovers

30 at Golden State 5/2/76

Points

GAME 151** vs. Portland 5/11/92
140 at Golden State 5/4/94

HALF 86** vs. Portland (2nd) 5/11/92
81*** at Boston (2nd) 6/4/76

QTR 43 vs. Houston (2nd) 5/9/95

OT 21 at L.A. Lakers 5/4/06

Suns Largest Margin of Victory

36 Suns 135, Warriors 99 5/13/89

Suns Team Playoff Lows

Field Goals Made

21 at Seattle 4/27/97

Field Goals Attempted

68 at Portland 5/2/95

Field Goal Percentage

.269 at Seattle 4/27/97

Free Throws Made

6 at Seattle 5/3/97

Free Throws Attempted

9 at Seattle 5/3/97

9 at Kansas City 4/4/80

Rebounds

26 vs. L.A. Clippers 5/10/06

Assists

9 at San Antonio 4/25/00

Personal Fouls

12 vs. L.A. Lakers 5/25/10

Steals

0 vs. Dallas 5/28/06
at Seattle 4/15/76

Blocks

0 at Houston 5/13/95

Turnovers

5 at L.A. Clippers 5/14/06
at Memphis 4/29/05

Points

GAME 65 at L.A. Lakers 5/16/00

HALF 23# at L.A. Lakers (1st) 5/16/00

QTR 9 at L.A. Lakers (2nd) 5/16/00

OT 4*** at Chicago (1st) 6/13/93

Opponents Playoff Records

Opponents Individual Playoff Records

Minutes

60***	JoJo White at Boston	6/4/76
58***	B.J. Armstrong at Chicago	6/13/93
57***	Michael Jordan at Chicago	6/13/93
56***	Scottie Pippen at Chicago	6/13/93
55**	Elton Brand at L.A. Clippers	5/16/06

Field Goals Made

21	Michael Jordan at Chicago	6/16/93
----	---------------------------	---------

Field Goals Attempted

43***	Michael Jordan at Chicago	6/13/93
37	Michael Jordan at Chicago	6/16/93

3-PT. Field Goals Made

8	Gary Payton vs. Seattle	4/29/97
---	-------------------------	---------

Free Throws Made

18	David Robinson at San Antonio	5/16/93
----	-------------------------------	---------

Free Throws Attempted

23	David Robinson at San Antonio	5/16/93
----	-------------------------------	---------

Rebounds

27	Wilt Chamberlain at L.A. Lakers	4/9/70
----	---------------------------------	--------

Assists

24#	Earvin Johnson at L.A. Lakers	5/15/84
-----	-------------------------------	---------

Steals

6	Several players	
---	-----------------	--

Blocks

9	Tim Duncan at San Antonio	5/18/07
---	---------------------------	---------

Points

55	Michael Jordan vs. Chicago	6/16/93
50	Dirk Nowitzki at Dallas	6/1/06
50*	Kobe Bryant at L.A. Lakers	5/4/06

Opponents Team Playoff Highs

Field Goals Made

61 at L.A. Lakers 4/18/85

Field Goals Attempted

130*** at Chicago 6/13/93

106 at Seattle 5/4/79

at L.A. Lakers 3/25/70

Field Goal Percentage

.651 vs. Utah (54-83) 4/25/91

3-PT. Field Goals Made

16* vs. Seattle (16-33) 5/1/97

Free Throws Made

40* at L.A. Lakers 4/9/80

37 at Portland 5/5/92

Free Throws Attempted

53** vs. Portland 5/11/92

48 vs. Seattle 4/20/76

Rebounds

68 at L.A. Lakers 4/9/70

Assists

44 at L.A. Lakers 4/9/70

Personal Fouls

38 vs. Seattle 6/5/93

Steals

20 at Golden State 5/2/76

Blocks

14 at Seattle 5/4/79

Turnovers

31 vs. Seattle 5/6/79

Points

GAME 153** vs. Portland 5/11/92

147 at L.A. Lakers 4/20/85

HALF 79** vs. Portland (2nd) 5/11/92

77 at L.A. Lakers (1st) 4/18/85

QTR 45 at L.A. Lakers (1st) 4/18/85

OT 16 at Boston (3rd) 6/4/76

Opponents Largest Margin of Victory

44 Seattle 122, Suns 78 4/27/97

Opponents Team Playoff Lows

Field Goals Made

27 at San Antonio 4/22/00

Field Goals Attempted

62 vs. Portland 5/12/99

Field Goal Percentage

.358 at San Antonio (29-81) 4/25/00

at Seattle (38-106) 5/4/79

Free Throws Made

4 at Houston 5/8/94

Free Throws Attempted

8 at Houston 5/8/94

Rebounds

25 vs. Seattle 6/1/93

Assists

7 vs. L.A. Lakers 5/2/07

Personal Fouls

12 at Dallas 5/26/06

Steals

1 vs. San Antonio 4/27/08

at L.A. Clippers 5/18/06

at Boston 5/23/76

Blocks

0*** at Boston 6/4/76

at Portland twice; last 5/2/95

Turnovers

6 vs. L.A. Lakers 5/25/10

vs. Dallas 5/28/06

Points

GAME 70 at San Antonio 4/22/00

HALF 32 vs. Kansas City (1st) 4/2/80

QTR 8 at Houston (4th) 5/11/94

OT 4 at Chicago (1st) 6/13/93

Playoff History Breakdown

RECORD BY SERIES

Round	Series	Overall	Home	Road
Western Conference First Round	15-11	56-49	35-19	21-30
Western Conference Semifinals	9-9	53-50	34-17	19-33
Western Conference Finals	2-7	20-34	13-14	7-20
NBA Finals	0-2	4-8	2-4	2-4
Totals	26-29	133-141	84-54	49-87

YEAR-BY-YEAR


Year	Overall	Home	Road
1969-70	3-4	2-1	1-3
1975-76	10-9	7-2	3-7
1977-78	0-2	0-1	0-1
1978-79	9-6	7-1	2-5
1979-80	3-5	3-1	0-4
1980-81	3-4	2-2	1-2
1981-82	2-5	1-2	1-3
1982-83	1-2	1-1	0-1
1983-84	9-8	5-3	4-5
1984-85	0-3	0-1	0-2
1988-89	7-5	4-3	3-2
1989-90	9-7	5-2	4-5
1990-91	1-3	1-1	0-2
1991-92	4-4	3-1	1-3
1992-93	13-11	7-6	6-5
1993-94	6-4	3-2	3-2
1994-95	6-4	4-2	2-2
1995-96	1-3	1-1	0-2
1996-97	2-3	1-1	1-2
1997-98	1-3	1-1	0-2
1998-99	0-3	0-1	0-2
1999-00	4-5	3-1	1-4
2000-01	1-3	0-2	1-1
2002-03	2-4	1-2	1-2
2004-05	9-6	4-4	5-2
2005-06	10-10	7-4	3-6
2006-07	6-5	4-2	2-3
2007-08	1-4	1-1	0-3
2009-10	10-6	6-2	4-4
Totals	133-141	84-54	49-87

TEAM-BY-TEAM

Team	Series	Overall	Home	Road
Boston	0-1	2-4	2-1	0-3
Chicago	0-1	2-4	0-3	2-1
Dallas	1-1	6-6	3-3	3-3
Denver	2-1	6-3	4-1	2-2
Golden State	3-0	11-4	6-2	5-2
Houston	0-2	6-8	3-4	3-4
KC-Sacramento	2-2	10-9	7-4	3-5
L.A. Clippers	1-0	4-3	3-1	1-2
L.A. Lakers	4-8	24-38	16-14	8-24
Memphis	1-0	4-0	2-0	2-0
Milwaukee	0-1	0-2	0-1	0-1
Portland	4-3	15-16	10-5	5-11
San Antonio	4-6	22-25	14-10	8-15
Seattle	2-2	13-12	9-3	4-9
Utah	2-1	8-7	5-2	3-5
Totals	26-29	133-141	84-54	49-87

*Phoenix twice had a first-round bye (1976, 1981)

Overall Series Record:	26-29 (.473)
Series Record with Homecourt:	18-9 (.667)
Series Record without Homecourt:	8-20 (.286)
Record in Deciding Games:	10-7 (6-3 home; 4-4 road)
Record when facing elimination:	26-29 (.473)
Times Sweeping Opponent:	6 (6 times with homecourt)
Times Being Swept:	4 (1 time with homecourt)
Overtime Record:	10-8 (2-2 in double ot, 1-1 in triple ot)



NBA Offices

National Basketball Association, NBA Entertainment, WNBA, NBA Development League

New York

Olympic Tower
645 Fifth Avenue
New York, NY 10022
Telephone: (212) 407-8000
Fax: (212) 832-3861

New Jersey

100 Plaza Drive
Secaucus, NJ 07094
Telephone: (201) 865-1500
Fax: (201) 974-5973

INTERNATIONAL OFFICES

EUROPE

Headquarters - NBA EMEA
Endeavour House
189 Shaftesbury Avenue
London, United Kingdom WC2H 8JR
Telephone: +44-20-7420-8900

Spain

pq. Empresarial 'La Finca'
Edif. 17A, 1a
28223 Pozuelo de Alarcon
Madrid, Spain
Telephone: +34-911-517-101
Fax: +34-911-517-120

AFRICA

6th Floor World Trade Center
Cnr West Road South and Lower Road
Morningside 2196
Johannesburg, South Africa
Telephone: +27-87-940-1333
Fax: +27-86-726-6351

INDIA

1st Floor, Parinee Crescenzo
C38 & C39G Block,
Bandra Kurla Complex
Bandra (East), Mumbai, India 400051
Telephone: +91-22-330-406
Fax: +91-22-6155-4899

BRAZIL

Av Borges de Medeiros, 633
Sala 303 - Leblon
Rio de Janeiro, Brazil 22430-041
Telephone: +55-21-3206-6400
Fax: +55-21-2586-6001

MEXICO

Av. Santa Fe #94 A Torre A Piso 8
Col. Zedec Santa Fe
Mexico City, Mexico 01210
Telephone: +52-55-88511159
Fax: +52-55-88511111

CANADA

50 Bay Street, Suite 1402
Toronto, Ontario
Canada M5J 3A5
Telephone: (416)-364-2000
Fax: (416) 364-0205

ASIA/PACIFIC

Hong Kong

3101, The Lee Gardens
33 Hysan Avenue
Causeway Bay, Hong Kong
Telephone: +852-2843-9600
Fax: +852-2536-4808

Taiwan

Suite 1303, No. 88, Section 2
Chung Hsiao East Road
Taipei, Taiwan ROC
Telephone: +886-2-2397-8000
Fax: +886-2-2358-1098

Korea

21F, Seoul Finance Center
136 Sejong-daero, Jung-gu
Seoul, Korea 100-768
Telephone: +822-3782-6835
Fax: +822-3782-4555

China - Beijing

19th Floor, Office Tower 2
China Central Place
No. 79 Jianguo Road
Chaoyang District
Beijing 100025, China
Telephone: +86-10-5200-8200
Fax: +86-10-5200-8202

China - Shanghai

Unit 2703-08, 27/F
Tower, 2, Plaza 66
1366 Nanjing West Road
Shanghai 200040, China
Telephone: +86-21-6137-2200
Fax: +86-21-6288-9920

NBA D-League

National Basketball Association Development League

Bakersfield Jam

1400 Norris Road
Bakersfield, CA 93308
Tel: (661) 615-6550; Fax: (661) 615-6555
Arena: Dignity Health Event Center
General Manager: Bubba Burrage
Head Coach: Nate Bjorkgren
Media Relations Contact: William Aquije
(william@bakersfieldjam.com)
NBA Affiliation: Suns

NBA D-League Office

Olympic Tower
645 5th Avenue
New York, NY 10022
Media Relations Contact: Joanna Shapiro
(212) 407-8884
jshapiro@nba.com

Austin Toros

12885 N. Highway 183, Suite 207
Austin, TX 78750
Tel: (512) 236-8333; Fax: (512) 236-8444
Arena: Cedar Park Center
Media Relations Contact: Perri Travillion
(ptravillion@austintoros.com)
NBA Affiliation: San Antonio

Canton Charge

1101 Market Avenue North
Canton, OH 44702
Tel: (330) 489-1701; Fax: (330) 489-1703
Arena: Canton Memorial Civic Center
Media Relations Contact: Sean Wyatt
(swyatt@cantoncharge.com)
NBA Affiliation: Cleveland

Delaware 87ers

300 Martin Luther King Blvd, Suite 200
Wilmington, DE 19801
Tel: (302) 504-7587
Arena: Bob Carpenter Sports/Convocation Center
Media Relations Contact: TBD
NBA Affiliation: Philadelphia

Erie BayHawks

110 East 8th Street
Erie, PA 16501
Tel: (814) 790-5600; Fax: (814) 790-5608
Arena: Erie Insurance Arena
Media Relations Contact: Kevin Hagerty
(kevin.hagerty@nbaerie.com)
NBA Affiliation: Orlando

Fort Wayne Mad Ants

1910 St. Joe Center Rd, Suite 61
Fort Wayne, IN 46825
Tel: (260) 469-4667; Fax: (260) 469-4674
Arena: Allen County War Memorial Coliseum
Media Relations Contact: Audrey Siebrase
(audrey@fortwaynehoops.com)
NBA Affiliations: Atlanta, Brooklyn, Charlotte, Chicago, Denver, Indiana, L.A. Clippers, Milwaukee, Minnesota, New Orleans, Portland, Toronto, Washington

Grand Rapids Drive

40 Monroe Center NW, Ste. 11
Grand Rapids, MI 49503
Tel: TBD
Arena: The DeltaPlex
Media Relations Contact: Sarah Parfet Jbara
(spj@ssjgroupinc.com)
NBA Affiliations: Detroit

Idaho Stampede

233 South Capitol Blvd., Suite 100
Boise, ID 83702
Tel: (208) 388-4667; Fax: (208) 388-3845
Arena: CenturyLink Arena
Media Relations Contact: Ty Carter
(ty@idahostampede.com)
NBA Affiliations: Utah

Iowa Energy

730 3rd Street
Des Moines, Iowa 50309
Tel: (515) 564-8550; Fax: (515) 564-8551
Arena: Wells Fargo Arena
Media Relations Contact: Mike Leighton
(mleighton@iowanba.com)
NBA Affiliations: Memphis

Los Angeles D-Fenders

555 North Nash Street
El Segundo, CA 90245
Tel: (310) 426-6000; Fax: (310) 426-6031
Arena: Toyota Sports Center
Media Relations Contact: TBD
NBA Affiliation: Los Angeles Lakers

Maine Red Claws

413 Congress Street
Portland, ME 04101
Tel: 207-210-6655; Fax: 207-210-6659
Arena: Portland Exposition Building
Media Relations Contact: Will McClaran
(wmccclaran@maineredclaws.com)
NBA Affiliations: Boston

Oklahoma City Thunder NBA D-League Team

208 Thunder Drive
Oklahoma City, OK
Tel: (918) 208-4800; Fax: (918) 429-7900
Arena: Cox Convention Center
Media Relations Contact: Ben Coldagelli
(bcoldagelli@thunder-nba.com)
NBA Affiliations: Oklahoma City

Reno Bighorns

9393 Gateway Drive, Suite BH
Reno, NV 89511
Tel: (775) 284-2622; Fax: (775) 853-1601
Arena: Reno Events Center
Media Relations Contact: Kyle Jones
(kjones@renobighorns.com)
NBA Affiliations: Sacramento

Rio Grande Valley Vipers

4500 North 10th Street, Suite 315
McAllen, TX 78504
Tel: (956) 972-1144; Fax: (956) 972-1150
Arena: State Farm Arena
Media Relations Contact: Rebecca Sweat
(rsweat@rgvipers.com)
NBA Affiliation: Houston

Santa Cruz Warriors

903 Pacific Avenue, Suite 101
Santa Cruz, CA 95060
Tel: (831) 731-4396; Fax: (831) 466-3201
Arena: Kaiser Permanente Arena
Media Relations Contact: TBD
NBA Affiliations: Golden State

Sioux Falls Skyforce

2131 South Minnesota Ave
Sioux Falls, SD 57105
Tel: (605) 332-0605; Fax: (605) 332-2305
Arena: Sanford Pentagon
Media Relations Contact: Joe Millar
(joe@skyforceonline.com)
NBA Affiliations: Miami

Texas Legends

2601 Avenue of the Stars, Suite 300
Frisco, TX 75034
Tel: (214) 469-0822; Fax: (214) 469-0823
Arena: Dr. Pepper Arena
Media Relations Contact: Britney Wynn
(bwnynn@texlegends.com)
NBA Affiliation: Dallas

Westchester Knicks

198 Central Avenue
White Plains, NY 10606
Tel: (914) 559-6870
Arena: Westchester County Center
Media Relations Contact: Katie Hatch
(katie.hatch@msg.com)
NBA Affiliation: New York

Atlanta Hawks



Centennial Tower
101 Marietta St. NW, Ste. 1900
Atlanta, GA 30303
(404) 878-3800
Fax: (404) 878-3590
www.hawks.com

2014-2015 vs. Suns:

March 13 at Phoenix
 April 7 at Atlanta

2013-2014 Finish:

38-44 (.463)
 Fourth in Southeast Division

Playoffs:

Lost to Indiana 4-3

Managing Partner

Michael Gearon

President of Basketball Ops./GM

Danny Ferry

Head Coach

Mike Budenholzer

Assistant Coaches

Kenny Atkinson, Darwin Ham,
 Charles Lee, Taylor Jenkins,
 Neven Spahija, Ben Sullivan

Head Athletic Trainer

Wally Blase

Vice President of Public Relations

Garin Narain

Director of Media Relations

Jon Steinberg

Senior Manager of Media Relations

Jason Roose

Home Court

Philips Arena (18,118, built in 1999)

Team Colors

Red, White, Blue

Radio

WZGC (92.9 FM) Steve Holman

TV

SportSouth
 Bob Rathbun, Dominique Wilkins, Andre Aldridge

2013-2014 Regular Season Stats – Suns vs. Hawks

PLAYER	G-GS	MIN	FG-FGA	PCT	3FG-FGA	PCT	FT-FTA	PCT	OFF	DEF	TOT	AST	PF	DQ	STL	TO	BLK	PTS	AVG	HI
Green	2-1	48	13-20	.650	6-9	.667	14-14	1.000	1	2	3	2	6-0	0	3	1	46	23.0	33	
Bledsoe	1-1	37	7-15	.467	3-3	1.000	3-4	.750	3	3	6	4	2-0	2	4	0	20	20.0	20	
Dragic	2-2	69	14-28	.500	3-7	.429	7-10	.700	1	5	6	14	7-0	2	6	2	38	19.0	19	
Mark. Morris	2-0	57	11-17	.647	3-4	.750	13-14	.929	0	11	11	6	4-0	2	7	0	38	19.0	21	
Frye	2-2	61	11-19	.579	5-11	.455	0-0	—	2	9	11	2	7-0	1	1	1	27	13.5	18	
Marc. Morris	2-0	46	11-22	.500	3-8	.375	0-0	—	2	12	14	0	5-0	2	4	1	25	12.5	18	
Tucker	2-2	71	7-13	.538	3-5	.600	1-2	.500	2	11	13	10	8-1	4	4	0	18	9.0	10	
Barbosa	1-0	13	3-6	.500	1-1	1.000	0-0	—	0	1	1	2	1-0	0	0	0	7	7.0	7	
Smith	2-0	32	3-5	.600	0-0	—	2-2	1.000	0	3	3	10	1-0	3	1	1	8	4.0	8	
Randolph	1-0	10	1-3	.333	0-0	—	0-0	—	0	2	2	0	1-0	1	0	0	2	2.0	2	
Plumlee	2-2	32	1-6	.167	0-0	—	0-0	—	3	7	10	0	3-0	2	2	0	2	1.0	2	
Goodwin	1-0	1	0-0	—	0-0	—	0-0	—	0	0	0	0	0-0	0	0	0	0	0.0	0	
Len	1-0	3	0-0	—	0-0	—	0-0	—	0	0	0	0	1-0	0	1	0	0	0.0	0	
SUNS	2	480	82-154	.532	27-48	.563	40-46	.870	14	66	80	50	46-1	19	34	6	231	115.5	129	

PLAYER	G-GS	MIN	FG-FGA	PCT	3FG-FGA	PCT	FT-FTA	PCT	OFF	DEF	TOT	AST	PF	DQ	STL	TO	BLK	PTS	AVG	HI
Teague	2-2	62	18-31	.581	2-5	.400	8-10	.800	0	10	10	14	7-0	3	5	1	46	23.0	29	
Millsap	1-1	38	6-14	.429	0-2	.000	7-10	.700	0	5	5	0	2-0	2	3	2	19	19.0	19	
Korver	1-1	37	6-10	.600	6-7	.857	0-0	—	1	3	4	3	3-0	1	1	1	18	18.0	18	
Williams	2-0	53	8-15	.533	4-9	.444	12-15	.800	0	4	4	3	2-0	0	4	0	32	16.0	17	
Carroll	2-2	75	7-13	.538	4-8	.500	11-13	.846	4	6	10	4	6-0	4	2	0	29	14.5	19	
Scott	2-1	61	12-28	.429	3-12	.250	2-5	.400	0	6	6	3	3-0	3	3	0	29	14.5	20	
Brand	2-1	48	6-11	.545	0-0	—	5-6	.833	5	4	9	6	7-0	2	1	2	17	8.5	13	
Mack	2-1	45	7-20	.350	2-6	.333	0-0	—	1	2	3	6	1-0	2	2	0	16	8.0	11	
Antic	1-1	26	2-6	.333	1-4	.250	0-0	—	2	6	8	2	3-0	2	3	0	5	5.0	5	
Muscala	2-0	24	2-8	.250	0-1	.000	0-0	—	1	5	6	0	5-0	0	2	3	4	2.0	4	
Schroder	2-0	12	0-0	—	0-0	—	0-0	—	0	0	0	1	0-0	0	3	0	0	0.0	0	
HAWKS	2	480	74-156	.474	22-54	.407	45-59	.763	14	51	65	42	39-0	19	29	9	215	107.5	120	

Series Scores & Summary

Date	Site	Final	%A	Date	Site	Final	%A	Date	Site	Final	%A	Date	Site	Final	%A
10/27/68	Phx	100-123	L	2/16/73	Phx	104-111	L	2/24/79	Atl	85-110	L	3/16/91	Phx	128-116	W
12/6/68	Phx	99-121	L	3/16/73	Atl	127-135	L	1/17/80	Phx	101-99	W	1/15/91	Phx	115-119	L
1/5/69	Atl	96-97	L	10/20/73	Phx	118-108	W	2/22/80	Atl	104-111	L	1/2/92	Atl	105-123	L
1/16/69	Atl	107-112	L	10/30/73	Atl	101-122	L	1/6/81	Atl	113-106	W	1/23/93	Atl	110-91	W
1/17/69	Atl	107-112	L	1/2/74	Atl	116-113	W	1/18/81	Phx	102-86	W	2/18/93	Phx	131-119	W
1/22/69	Phx	107-125	L	2/16/74*	Phx	124-123	W	1/18/81	Atl	97-102	L	1/26/94	Atl	107-116	L
11/18/69	Atl	116-121	L	11/7/74	Atl	108-109	L	2/12/82	Phx	94-90	W	4/1/94	Phx	93-87	W
11/16/69	Alb.	139-118	W	12/3/74	Phx	85-91	L	11/20/82	Phx	91-80	W	11/9/94	Phx	106-102	W
1/29/70	Phx	111-102	W	2/15/75	Phx	107-111	L	1/25/83	Atl	94-96	L	3/18/95	Atl	117-122	L
3/1/70	Atl	109-98	W	3/16/75	Atl	114-117	L	12/6/83	Atl	88-95	L	11/22/95	Phx	117-112	W
3/8/70	Phx	130-119	W	1/3/76	Atl	100-89	W	2/9/84	Phx	118-105	W	1/31/96	Atl	120-84	W
3/15/70	Atl	111-126	L	2/26/76	Phx	115-97	W	11/10/84	Phx	107-114	L	1/7/97*	Atl	103-105	L
11/7/70	Atl	107-100	W	3/11/76	Atl	104-99	W	1/23/85	Atl	100-101	L	2/5/97	Phx	99-81	W
12/2/70	Phx	126-112	W	3/25/76	Phx	107-98	W	11/6/85	Phx	106-114	L	12/11/97	Phx	94-78	W
12/25/70	Phx	127-115	W	12/12/76	Atl	106-91	W	11/13/85	Atl	101-108	L	1/26/98	Atl	96-91	W
1/10/71	Atl	116-105	W	1/10/77	Atl	93-92	W	11/7/86	Atl	86-106	L	3/19/99	Atl	85-93	L
3/10/71	Atl	98-139	L	2/8/77	Phx	117-104	W	11/26/86	Phx	120-106	W	2/18/00	Phx	85-73	W
11/20/71	Atl	109-115	L	4/5/77	Phx	108-102	W	12/9/87	Phx	117-105	W	3/30/00	Atl	118-74	W
12/9/71	Phx	135-115	W	12/4/77	Phx	89-96	L	3/8/88	Atl	113-143	L	11/9/00	Phx	88-79	W
1/2/72	Phx	111-116	L	12/18/77**	Atl	129-134	L	2/4/89*	Phx	116-118	L	1/29/01	Atl	95-82	W
1/30/72	Phx	105-103	W	2/9/78	Phx	125-98	W	3/14/89	Atl	114-112	W	11/8/01	Phx	108-80	W
2/23/72	Atl	118-120	L	2/22/78	Char.	95-107	L	2/1/90	Phx	102-90	W	3/15/02	Atl	89-104	L
11/18/72	Atl	122-126	L	12/6/78	Phx	136-109	W	3/6/90	Atl	113-111	W	11/6/02	Phx	93-88	W
11/29/72	Phx	109-98	W	2/9/79	Phx	102-105	L	3/7/91	Atl	106-104	W	12/14/02	Atl	102-88	W

*Overtime **Double Overtime

Suns Players Career Statistics vs. Hawks

PLAYER	G-GS	MIN	FG-FGA	PCT	3FG-FGA	PCT	FT-FTA	PCT	OFF	DEF	TOT	AST	PF-DQ	STL	TO	BLK	PTS	AVG	HI
Bledsoe	7-1	148	28-58	.483	9-12	.750	15-21	.714	9	8	17	12	11-0	12	14	4	80	11.4	20
Dragic	10-4	226	40-87	.460	7-24	.292	15-22	.682	6	15	21	40	22-0	11	21	4	102	10.2	21
Goodwin	1-0	1	0-0	—	0-0	—	0-0	—	0	0	0	0	0-0	0	0	0	0	0.0	0
Green	10-5	272	54-121	.446	21-47	.447	32-36	.889	9	29	38	11	30-0	7	14	6	161	16.1	33
Len	1-0	3	0-0	—	0-0	—	0-0	—	0	0	0	0	1-0	0	1	0	0	0.0	0
Marc. Morris	6-2	140	32-60	.533	11-23	.478	2-2	1.000	5	24	29	3	12-0	5	12	1	77	12.8	18
Mark. Morris	6-1	162	25-47	.532	5-10	.500	24-30	.800	3	37	40	8	16-1	6	9	4	79	13.2	21
Plumlee	2-2	32	1-6	.167	0-0	—	0-0	—	3	7	10	0	3-0	2	2	0	2	1.0	2
Randolph	7-0	92	10-20	.500	0-0	—	3-6	.500	19	22	41	1	16-0	2	2	3	23	3.3	9
Thomas	5-4	146	27-63	.429	11-25	.440	22-23	.957	5	9	14	29	12-0	5	12	1	87	17.4	30
Tolliver	9-3	197	24-59	.407	13-36	.361	3-3	1.000	8	29	37	13	17-0	2	4	4	64	7.1	20
Tucker	4-3	82	8-15	.533	3-5	.600	1-2	.500	3	12	15	10	8-1	4	4	0	20	5.0	10

Series Highlights & Top Performances

The Suns have won 32 of the last 43 meetings, including 18 of the last 21 at US Airways Center... Jan. 29, 2008, Phoenix posted a franchise-record 19 blocked shots en route to a 125-92 win at home... Nov. 3, 2004 Phoenix held Atlanta to 82 points, the fewest scored by a Suns opponent on opening night... Phoenix's 118-74 win on March 30, 2000, with a 44-point margin is the largest in the series and fifth-largest in Suns history... Series bests: February 16, 1974 in Phoenix, Hawk **Lou Hudson** scored 44 points... February 18, 2000 in Phoenix, Hawks center **Dikembe Mutombo** grabbed 25 rebounds... January 10, 1971 in Atlanta, **Paul Silas** set a Suns record by hitting 17-17 FT in a 116-105 victory... March 10, 1971 in Atlanta, the Suns shot a record-low .297 from the field and **Pete Maravich** scored 37 points in Atlanta's biggest victory over the Suns, 139-98 (41 points).

By The Numbers:

Suns vs. Atlanta 2013-2014: 2-0

3/2/14 at Phoenix: Suns 129, Hawks 120

3/24/14 at Atlanta: Suns 102, Hawks 95

All-Time Series Results:

Suns vs. Hawks at Phoenix: 43-16

Suns vs. Hawks at Atlanta: 26-33

Suns vs. Hawks overall: 69-49

Suns largest margin of victory: 44 (118-74, 3/30/00)

Suns high point total: 139 (11/16/69)

Suns low point total: 85 (four times, last 2/18/00)

Hawks largest margin of victory: 41 (139-98, 3/10/71)

Hawks high point total: 143 (3/8/88)

Hawks low point total: 73 (2/18/00)

	HOME	AWAY
Suns last win:	3/2/14 (129-120)	3/24/14 (102-95)
Suns last loss:	2/15/12 (101-99)	3/15/13 (107-94)
Streaks:	Won two	Won one

Boston Celtics



226 Causeway St., 4th Floor
Boston, MA 02114
(617) 854-8000
Fax: (617) 523-5949
www.celtics.com

2014-2015 vs. Suns:

November 17 at Boston
February 23 at Phoenix

2013-2014 Finish:

25-57 (.305)

Fourth in Atlantic Division

Playoffs:

Did not qualify

Managing Partner, Governor & CEO

Wyc Grousbeck

President

Rich Gotham

President of Basketball Operations

Danny Ainge

Head Coach

Brad Stevens

Assistant Coaches

Jay Larranaga, Walter McCarty,
Micah Shrewsberry, Jamie Young,
Darren Erman

Head Athletic Trainer

Ed Lacerte

Vice President, Media Services/

Alumni Relations

Jeff Twiss

Sr. Director of Public Relations

Heather Walker

Media Relations Manager

Brian Olive

Communications Coordinator

Taylor Kielpinski-Rogers

Home Court

TD Garden (18,624, built in 1995)

Team Colors

Green, Gold, Black, Brown, Beige, White

Radio

CBS Radio (98.5 FM) Sean Grande, Cedric Maxwell

TV

Comcast SportsNet (Cable)
Mike Gorman, Tom Heinsohn, Brian Scalabrine, Abby Chin

2013-2014 Regular Season Stats – Suns vs. Celtics

PLAYER	G-GS	MIN	FG-FGA	PCT	3FG-FGA	PCT	FT-FTA	PCT	OFF	DEF	TOT	AST	PF	DQ	STL	TO	BLK	PTS	AVG	HI
Dragic	2-2	71	14-28	.500	5-11	.455	4-8	.500	2	5	7	10	2-0	0	5	2	37	18.5	20	
Bledsoe	1-1	29	6-12	.500	0-3	.000	5-6	.833	3	7	10	4	1-0	1	1	0	17	17.0	17	
Mark Morris	2-0	54	13-25	.520	1-4	.250	6-6	1.000	0	13	13	3	7-0	0	1	0	33	16.5	18	
Green	2-1	55	8-23	.348	2-10	.200	3-4	.750	1	6	7	1	3-0	0	7	0	21	10.5	17	
Tucker	2-2	77	9-22	.409	1-6	.167	2-4	.500	4	17	21	6	10-1	8	7	0	21	10.5	11	
Frye	2-2	67	5-16	.313	4-10	.400	5-6	.833	0	12	12	4	5-0	1	3	3	19	9.5	15	
Marc Morris	2-0	32	5-12	.417	2-6	.333	2-3	.667	1	2	3	1	3-0	1	1	0	14	7.0	11	
Plumlee	2-2	40	4-8	.500	0-0	—	1-2	.500	4	11	15	0	6-0	1	6	4	9	4.5	5	
Barbosa	1-0	7	1-3	.333	1-3	.333	1-2	.500	0	1	1	1	1-0	0	1	0	4	4.0	4	
Len	2-0	16	3-4	.750	0-0	—	2-3	.667	1	3	4	1	0-0	0	0	1	8	4.0	6	
Goodwin	1-0	4	1-3	.333	0-1	.000	0-0	—	1	0	1	1	0-0	0	0	0	2	2.0	2	
Smith	2-0	27	1-6	.167	0-0	—	0-2	.000	2	1	3	5	3-0	1	2	1	2	1.0	2	
SUNS	2	480	70-162	.432	16-54	.296	31-46	.674	19	78	97	37	41-1	13	35	11	187	93.5	100	

PLAYER	G-GS	MIN	FG-FGA	PCT	3FG-FGA	PCT	FT-FTA	PCT	OFF	DEF	TOT	AST	PF	DQ	STL	TO	BLK	PTS	AVG	HI
Bass	2-2	55	11-24	.458	0-0	—	4-4	1.000	3	10	13	0	4-0	1	4	3	26	13.0	18	
Green	2-2	71	7-26	.269	2-13	.154	10-10	1.000	1	10	11	2	1-0	3	2	1	26	13.0	17	
Rondo	2-2	70	11-37	.297	0-5	.000	4-5	.800	6	9	15	15	6-0	1	5	0	26	13.0	18	
Sullinger	2-1	47	7-25	.280	1-4	.250	5-7	.714	7	10	17	2	7-0	0	2	2	20	10.0	11	
Bradley	1-0	17	4-12	.333	0-1	.000	1-1	1.000	1	0	1	0	0-0	1	0	0	9	9.0	9	
Johnson	2-0	45	5-10	.500	3-6	.500	5-6	.833	0	4	4	1	3-0	0	3	1	18	9.0	11	
Wallace	1-1	34	3-5	.600	0-1	.000	3-4	.750	1	2	3	2	4-0	4	2	1	9	9.0	9	
Bayless (TOT)	4-1	84	11-25	.440	6-11	.545	6-9	.667	0	5	5	11	9-0	3	2	0	34	8.5	17	
Bayless (BOS)	2-1	32	1-6	.167	1-2	.500	4-4	1.000	0	4	4	4	4-0	1	2	0	7	3.5	5	
Humphries	2-1	36	7-14	.500	0-0	—	2-6	.333	5	11	16	1	5-0	0	3	0	16	8.0	11	
Olynik	2-0	53	7-18	.389	1-5	.200	0-0	—	8	8	16	3	9-0	3	3	2	15	7.5	8	
Pressey	2-0	21	0-4	.000	0-1	.000	2-2	1.000	0	2	2	5	2-0	1	2	0	2	1.0	2	
Anthony (TOT)	2-0	1	0-1	.000	0-0	—	0-0	—	0	0	0	0	0-0	0	0	0	0	0.0	0	
Anthony (BOS)	1-0	0	0-0	—	0-0	—	0-0	—	0	0	0	0	0-0	0	0	0	0	0.0	0	
CELTICS	2	480	63-181	.348	8-38	.211	40-49	.816	32	70	102	35	45-0	15	29	10	174	87.0	94	

Series Scores & Summary

Date	Site	Final	%A	Date	Site	Final	%A	Date	Site	Final	%A	Date	Site	Final	%A
11/17/68	Phx	98-130	L	2/20/73	Bos	97-107	L	3/14/79	Bos	126-117	W	1/4/91	Bos	103-132	L
11/22/68	Bos	106-133	L	3/8/73*	Phx	134-141	L	3/21/79	Bos	134-113	W	2/19/91	Phx	109-105	W
1/1/69	Phx	87-93	L	11/9/73	Bos	107-122	L	12/7/79	Bos	92-100	L	11/13/91	Phx	111-117	L
2/18/69	Bos	110-116	L	12/15/73	Phx	121-120	W	2/13/80	Phx	135-134	W	1/24/92	Bos	100-93	W
2/22/69	Phx	100-124	L	3/7/74	Phx	97-99	L	12/30/80	Phx	97-116	L	2/16/93	Phx	110-97	W
2/25/69	Bos	99-112	L	3/13/74	Bos	97-104	L	1/7/81	Bos	90-108	L	4/2/93	Bos	118-114	W
11/18/69	Bos	119-120	L	11/22/74	Bos	94-95	L	2/10/82	Phx	112-110	W	12/27/93	Phx	118-102	W
12/25/69	Phx	127-116	W	12/25/74	Phx	110-96	W	3/14/82	Bos	92-105	L	1/30/94	Bos	94-106	L
2/10/70	Bos	122-117	W	2/14/75	Phx	106-112	L	1/28/83	Bos	104-111	L	12/2/94	Bos	107-102	W
2/18/70	Phx	113-116	L	3/12/75	Hart.	82-88	L	2/26/83	Phx	101-103	L	2/21/95	Phx	121-129	L
2/27/70	Bos	134-125	W	12/26/75	Phx	106-112	L	2/26/84	Phx	109-116	L	11/8/95	Bos	109-113	L
3/19/70	Phx	127-123	W	1/21/76	Bos	100-114	L	3/11/84	Bos	109-117	L	2/21/96	Phx	120-107	W
10/15/70	Phx	119-100	W	2/13/76	Phx	108-109	L	12/26/84	Phx	114-119	L	1/5/97	Bos	102-109	L
10/30/70	Bos	112-127	L	3/31/76	Bos	102-122	L	3/13/85	Bos	106-123	L	2/12/97	Phx	131-100	W
1/8/71	Bos	114-122	L	12/10/76	Bos	107-103	W	11/8/85	Bos	101-125	L	11/28/97*	Bos	112-108	W
2/16/71	Bos	119-116	W	12/29/76	Phx	97-87	W	2/17/86	Phx	108-101	W	12/30/97	Phx	100-90	W
2/19/71	Phx	116-112	W	2/26/77	Phx	104-108	L	12/28/86	Phx	112-122	L	1/28/00	Bos	88-91	L
11/12/71	Bos	128-119	W	3/13/77	Bos	107-124	L	1/31/87	Bos	109-118	L	3/20/00	Phx	110-106	W
11/17/71	Bos	121-140	L	12/23/77	Phx	129-110	W	1/20/88	Bos	115-131	L	1/26/01	Bos	83-99	L
1/1/72	Phx	114-104	W	1/5/78	Hart.	121-111	W	2/15/88	Phx	106-107	L	3/15/01	Phx	101-105	L
2/18/72	Phx	126-115	W	2/16/78	Phx	95-98	L	1/4/89	Bos	106-104	W	12/7/01*	Bos	102-109	L
2/22/72	Bos	103-114	L	3/17/78	Bos	108-115	L	2/17/89	Phx	135-126	W	12/27/01	Phx	84-82	W
11/15/72	Bos	94-113	L	12/8/78	Bos	124-104	W	1/28/90	Bos	118-126	L	12/11/02	Bos	103-94	W
12/13/72	Phx	100-105	L	12/30/78	Phx	112-109	W	2/20/90	Phx	120-99	W	2/16/03	Phx	102-92	W

*Overtime

Suns Players Career Statistics vs. Celtics

PLAYER	G-GS	MIN	FG-FGA	PCT	3FG-FGA	PCT	FT-FTA	PCT	OFF	DEF	TOT	AST	PF-DQ	STL	TO	BLK	PTS	AVG	HI
Bledsoe	6-3	149	22-47	.468	3-11	.273	9-12	.750	9	18	27	26	8-0	12	15	2	56	9.3	23
Dragic	11-4	265	36-82	.439	8-25	.320	21-27	.778	6	20	26	36	19-0	9	25	5	101	9.2	20
Goodwin	1-0	4	1-3	.333	0-1	.000	0-0	—	1	0	1	1	0-0	0	0	0	2	2.0	2
Green	6-1	146	23-64	.359	5-24	.208	8-13	.615	4	12	16	6	9-0	3	13	3	59	9.8	17
Len	2-0	16	3-4	.750	0-0	—	2-3	.667	1	3	4	1	0-0	0	0	1	8	4.0	6
Marc Morris	5-1	73	10-28	.357	4-14	.286	4-5	.800	4	12	16	2	6-0	4	3	0	28	5.6	11
Marc Morris	5-1	120	21-42	.500	1-7	.143	9-12	.750	4	20	24	5	12-0	1	9	1	52	10.4	18
Plumlee	2-2	40	4-8	.500	0-0	—	1-2	.500	4	11	15	0	6-0	1	6	4	9	4.5	5
Randolph	4-0	10	1-5	.200	0-0	—	0-0	—	3	0	3	0	1-0	1	1	0	2	0.5	2
Thomas	5-5	170	32-71	.451	8-23	.348	21-24	.875	0	16	16	34	7-0	7	10	1	93	18.6	27
Tolliver	7-1	171	17-38	.447	10-23	.435	13-17	.765	9	27	36	14	15-0	5	9	5	57	8.1	16
Tucker	4-4	147	16-41	.390	3-11	.273	2-4	.500	11	19	30	9	16-1	10	7	0	37	9.3	11

Series Highlights & Top Performances

The Suns have won 26 of the last 42 meetings, including six of the last eight at US Airways Center... March 14, 2014, **P.J. Tucker** had 11 points, 10 rebounds and a career-high and Suns season-high-tying five steals... Jan. 28, 2011, Phoenix held the Celtics to a series-low 71 points... December 5, 2003, Phoenix overcame a 29-point deficit, the largest in franchise history, to defeat the Celtics, 110-106, in Boston... February 12, 1997, **Kevin Johnson** became the first Suns player to record a triple-double in a single half, tallying 14 points, 14 assists and 11 rebounds in the first half... KJ finished with 22 points, 17 assists and 11 boards in the Suns' largest-ever victory over the Celtics, 131-100... Series bests: February 15, 1988 in Phoenix, **Larry Bird** scored 49 points... February 18, 1969 in Boston, **Bill Russell** grabbed 28 rebounds... February 16, 1993 in Phoenix, Celtic **Dee Brown** recorded 18 assists... The most famous game in the rivalry came on June 4, 1976 in Game 5 of the 1976 NBA Finals when the teams battled through three overtimes before the Celtics claimed a 128-126 win.

By The Numbers:

Suns vs. Boston 2013-2014: 2-0

2/19/14 at Phoenix: Suns 100, Celtics 94

3/14/14 at Boston: Suns 87, Celtics 80

Suns largest margin of victory: 31 (131-100, 2/12/97)

Suns high point total: 135 (2/13/80 and 2/17/89)

Suns low point total: 79 (1/9/13, 2/0/12)

Celtics largest margin of victory: 32 (130-98, 11/17/68)

Celtics high point total: 141 (3/8/73*)

Celtics low point total: 71 (1/20/12 and 1/28/11)

All-Time Series Results:

Suns vs. Celtics at Phoenix: 32-25

Suns vs. Celtics at Boston: 21-39

Suns vs. Celtics overall: 53-64

HOME

AWAY

Suns last win: 2/19/14 (100-94)

3/14/14 (87-80)

Suns last loss: 2/22/13 (113-88)

1/9/13 (87-79)

Streaks: Won one

Won one

Brooklyn Nets



15 MetroTech Center
11th Floor
Brooklyn, NY 11201
(718) 933-3000
www.brooklynnets.com

2014-2015 vs. Suns:

November 12 at Phoenix
 March 6 at Brooklyn

2013-2014 Finish:

44-38 (.537)

Second in Atlantic Division

Playoffs:

Defeated Toronto 4-3
 Lost to Miami 4-1

Principal Owner	Mikhail Prokhorov
General Manager	Billy King
Head Coach	Lionel Hollins
Assistant Coaches	Paul Westphal, John Welch, Tony Brown, Joe Wolf, Jay Humphries, Jim Sann
Head Athletic Trainer	Tim Walsh
Vice President, Public Relations	Gary Sussman
Senior Director, Public Relations	Aaron Harris
Home Court	Barclays Center (17,732 built in 2012)
Team Colors	Black, White
Radio	WFAN (660 AM/101.9 FM) Chris Carrino, Tim Capstraw WADO (1280 AM Spanish) Ino Gomez, Max Perez Jimenez
TV	YES Network Ian Eagle, Mike Fratello, Ryan Ruocco, Jim Spanarkel, Donny Marshall, Sarah Kustok

2013-2014 Regular Season Stats – Suns vs. Nets

PLAYER	G-GS	MIN	FG-FGA	PCT	3FG-FGA	PCT	FT-FTA	PCT	OFF	DEF	TOT	AST	PF-DQ	STL	TO	BLK	PTS	AVG	HI
Dragic	2-2	71	11-24	.458	0-7	.000	10-11	.909	0	2	2	12	6-0	5	6	0	32	16.0	19
Bledsoe	2-2	63	9-23	.391	2-9	.222	5-6	.833	2	10	12	9	5-0	3	4	0	25	12.5	15
Green	2-0	49	9-18	.500	4-11	.364	3-6	.500	0	0	0	0	6-0	2	2	0	25	12.5	17
Tucker	2-2	65	10-17	.588	4-7	.571	1-2	.500	2	8	10	0	4-0	1	2	0	25	12.5	17
Mark. Morris	2-0	47	9-23	.391	1-4	.250	3-7	.429	1	8	9	2	3-0	3	2	2	22	11.0	18
Frye	2-2	48	7-17	.412	3-7	.429	3-3	1.000	5	6	11	1	7-0	1	1	1	20	10.0	13
Marc. Morris	2-0	46	7-11	.636	2-3	.667	3-6	.500	4	9	13	2	4-0	1	3	0	19	9.5	13
Goodwin	2-0	20	3-5	.600	0-1	.000	3-4	.750	0	2	2	0	1-0	0	2	1	9	4.5	6
Plumlee	2-2	54	4-14	.286	0-0	—	1-2	.500	4	9	13	3	6-0	0	6	2	9	4.5	6
Christmas	1-0	3	0-3	.000	0-1	.000	2-4	.500	2	1	3	0	0-0	0	0	0	2	2.0	2
Smith	2-0	24	2-4	.500	0-0	—	0-0	—	1	1	2	6	1-0	1	2	0	4	2.0	4
Randolph	1-0	3	0-0	—	0-0	—	1-2	.500	0	2	2	0	1-0	0	0	0	1	1.0	1
Kravtsov	1-0	5	0-0	—	0-0	—	0-0	—	0	1	1	0	2-0	0	1	0	0	0.0	0
Len	1-0	8	0-0	—	0-0	—	0-0	—	0	2	2	0	1-0	0	1	0	0	0.0	0
SUNS	2	505	71-159	.447	16-50	.320	35-53	.660	21	61	82	35	47-0	17	35	6	193	96.5	98

PLAYER	G-GS	MIN	FG-FGA	PCT	3FG-FGA	PCT	FT-FTA	PCT	OFF	DEF	TOT	AST	PF-DQ	STL	TO	BLK	PTS	AVG	HI
Lopez	1-1	36	9-16	.563	0-0	—	9-10	.900	4	3	7	0	4-0	0	4	3	27	27.0	27
Johnson	2-2	74	13-30	.433	3-9	.333	3-4	.750	3	7	10	6	4-0	2	2	1	32	16.0	19
Livingston	2-1	69	13-23	.565	0-0	—	4-5	.800	2	2	4	11	5-0	3	6	2	30	15.0	18
Williams	2-2	38	12-15	.800	3-5	.600	3-5	.600	0	4	4	4	4-0	3	3	0	30	15.0	28
Pierce	2-2	69	9-19	.474	3-8	.375	3-5	.600	1	8	9	2	4-0	0	1	0	24	12.0	14
Plumlee	2-1	41	8-9	.889	0-0	—	5-9	.556	1	13	14	3	6-0	2	3	0	21	10.5	14
Blatche	2-0	39	5-11	.455	0-0	—	4-6	.667	4	8	12	3	4-0	1	3	0	14	7.0	7
Thornton (TOT)	2-0	41	3-15	.200	1-7	.143	4-4	1.000	2	4	6	3	4-0	3	2	0	11	5.5	8
Thornton (BRK)	1-0	20	2-8	.250	0-3	.000	4-4	1.000	1	2	3	1	2-0	1	2	0	8	8.0	8
Anderson	2-0	30	3-10	.300	2-7	.286	2-2	1.000	0	1	1	1	2-0	1	1	0	10	5.0	7
Garnett	1-1	28	2-8	.250	0-0	—	0-0	—	3	11	14	2	2-0	1	0	0	4	4.0	4
Terry	1-0	18	1-3	.333	0-1	.000	1-2	.500	0	0	0	1	2-0	1	1	0	3	3.0	3
Kirilenko	1-0	17	1-2	.500	0-0	—	0-2	.000	1	1	2	2	4-0	1	1	1	2	2.0	2
Teletovic	1-0	8	1-1	1.000	0-0	—	0-0	—	0	2	2	0	2-0	0	0	0	2	2.0	2
Teague	1-0	3	0-0	—	0-0	—	1-2	.500	0	0	0	0	0-0	0	1	0	1	1.0	1
Collins	1-0	3	0-0	—	0-0	—	0-0	—	0	0	0	0	2-0	0	0	0	0	0.0	0
Evans	1-0	4	0-1	.000	0-0	—	0-0	—	0	2	2	0	1-0	1	0	0	0	0.0	0
Gutierrez	1-0	8	0-1	.000	0-0	—	0-0	—	0	1	1	1	1-0	1	0	0	0	0.0	0
Taylor	1-0	2	0-0	—	0-0	—	0-0	—	0	0	0	0	0-0	2	0	0	0	0.0	0
NETS	2	505	79-157	.503	11-33	.333	39-56	.696	20	65	85	37	49-0	20	29	7	208	104.0	108

Series Scores & Summary

Date	Site	Final	W/L	Date	Site	Final	W/L	Date	Site	Final	W/L	Date	Site	Final	W/L
11/19/76	Phx	88-90	L	3/14/84	N.J.	102-108	L	3/19/94	Phx	105-93	W	1/23/05	Phx	113-105	W
12/1/76	N.J.	106-96	W	11/14/84	Phx	98-86	W	11/27/94	Phx	115-110	W	11/25/05	Phx	92-81	W
3/11/77	N.J.	73-82	L	1/4/85	N.J.	98-105	L	12/8/94	N.J.	133-106	W	3/27/06	N.J.	72-110	L
4/10/77	Phx	128-104	W	11/22/85	Phx	96-104	L	2/8/96	Phx	107-102	W	11/24/06	Phx	99-93	W
1/4/78	N.J.	83-115	L	3/9/86	N.J.	111-115	L	3/12/96	N.J.	98-88	W	12/7/06**	N.J.	161-157	W
1/29/78	Phx	131-100	W	11/19/86	Phx	111-101	W	11/27/96	Phx	99-77	W	1/20/08	Phx	116-92	W
3/15/78	N.J.	98-117	L	1/21/87	N.J.	114-120	L	1/30/97	N.J.	101-113	L	3/29/08	N.J.	110-104	W
4/10/78	Phx	120-109	W	11/27/87	Phx	113-107	W	11/26/97	Phx	111-99	W	11/4/08	N.J.	114-86	W
1/7/79	N.J.	112-117	L	1/18/88	N.J.	113-117	L	2/5/98	N.J.	94-106	L	11/30/08	Phx	109-117	L
1/28/79	Phx	114-117	L	11/23/88	Phx	129-133	L	11/10/99	N.J.	104-89	W	1/20/10	Phx	118-94	W
2/21/79	N.J.	112-123	L	12/30/88	N.J.	116-109	W	11/27/99	Phx	129-90	W	3/31/10	N.J.	116-105	W
12/5/79	N.J.	100-115	L	1/30/90	Phx	120-95	W	11/22/00	Phx	97-85	W	1/12/11*	Phx	118-109	W
2/17/80	Phx	128-98	W	3/30/90	N.J.	126-119	W	12/8/00	N.J.	84-86	L	2/28/11*	N.J.	104-103	W
12/5/80	Phx	88-90	L	11/23/90	Phx	114-116	L	12/5/01	N.J.	87-106	L	1/13/12	Phx	103-110	L
1/9/81	N.J.	112-95	W	12/7/90	N.J.	129-110	W	3/6/02	Phx	89-87	W	1/11/13	Bkn	79-99	L
1/22/82	Phx	97-99	L	1/22/92	N.J.	104-106	L	11/27/02	Phx	82-75	W	3/24/13	Phx	100-102	L
3/10/82	N.J.	105-113	L	1/29/92	Phx	128-95	W	12/9/02	N.J.	93-106	L	11/15/13*	Phx	98-100	L
11/26/82	Phx	110-99	W	12/8/92	N.J.	105-100	W	12/6/03	N.J.	88-99	L	3/17/14	Bkn	95-108	L
1/6/83	N.J.	93-94	L	3/13/93	Phx	93-124	L	3/3/04	Phx	87-74	W				
11/23/83	Phx	108-110	L	12/3/93	N.J.	104-103	W	11/6/04	N.J.	112-80	W				

*Overtime ** Double Overtime

Suns Players Career Statistics vs. Nets

PLAYER	G-GS	MIN	FG-FGA	PCT	3FG-FGA	PCT	FT-FTA	PCT	OFF	DEF	TOT	AST	PF-DQ	STL	TO	BLK	PTS	AVG	HI
Bledsoe	7-3	146	23-55	.418	3-16	.188	9-11	.818	9	18	27	17	9-0	9	14	2	58	8.3	15
Dragic	11-5	288	53-103	.515	11-33	.333	35-43	.814	6	29	35	51	25-0	11	22	0	152	13.8	31
Goodwin	2-0	20	3-5	.600	0-1	.000	3-4	.750	0	2	2	0	1-0	0	2	1	9	4.5	6
Green	13-1	258	38-95	.400	10-31	.323	20-27	.741	6	17	23	15	29-0	10	11	4	106	8.2	19
Len	1-0	8	0-0	—	0-0	—	0-0	—	0	2	2	0	1-0	0	1	0	0	0.0	0
Marc Morris	4-0	71	9-24	.375	3-9	.333	3-6	.500	10	15	25	3	5-0	1	3	0	24	6.0	13
Mark Morris	5-1	120	16-49	.327	1-8	.125	4-9	.444	12	16	28	8	12-0	4	9	5	37	7.4	18
Plumlee	2-2	54	4-14	.286	0-0	—	1-2	.500	4	9	13	3	6-0	0	6	2	9	4.5	6
Randolph	7-0	77	8-16	.500	0-0	—	3-4	.750	9	13	22	4	12-0	3	4	0	19	2.7	8
Thomas	5-3	123	15-42	.357	4-18	.222	19-22	.864	6	8	14	22	9-0	2	11	1	53	10.6	19
Tolliver	9-1	146	16-40	.400	6-22	.273	7-8	.875	6	23	29	4	11-0	1	3	1	45	5.0	14
Tucker	5-4	140	17-30	.567	4-9	.444	4-6	.667	10	20	30	1	9-0	3	6	2	42	8.4	17

Series Highlights & Top Performances

The Suns have won 26 of the last 39 meetings, including 16 of the last 20 games at US Airways Center... Jan. 12, 2011, Steve Nash became the NBA's all-time career free-throw percentage leader for the first time, surpassing Mark Price... The Suns won a series-record 14 consecutive home games from March 19, 1994 to January 20, 2008... December 7, 2006, Phoenix tallied a double-overtime win, 161-157, at New Jersey in an "instant classic" that featured 21 ties and 34 lead changes and a battle of point guards, Steve Nash (42 points, 13 assists) and Jason Kidd (38 points, 13 assists)... March 3, 2004, Phoenix held the Nets to an opponent series-low 74 points en route to an 87-74 win in the Valley of the Sun... Phoenix recorded a season-best 57 rebounds in 82-75 victory on November 27, 2002... Phoenix shot .636 from the field on November 27, 1999, the second highest shooting effort ever at USAC... The victory was the first of the season for Phoenix and first ever for then head coach **Danny Ainge**, snapping the club's record 13-game losing streak... January 4, 1978 in New Jersey, Nets forward **Bernard King** scored a series-high 44 points... In the first-ever meeting between the teams, November 19, 1976, Suns forward **Curtis Perry** grabbed a series-best 19 rebounds.

By The Numbers:

Suns vs. Brooklyn 2013-2014: 0-2

11/15/13 at Phoenix: Nets 100, Suns 98 ot

3/17/14 at Brooklyn: Nets 108, Suns 95

Suns largest margin of victory: 39 (129-90, 11/27/99)

Suns high point total: 161 (12/7/06**)

Suns low point total: 72 (3/27/06)

Nets largest margin of victory: 38 (110-72, 3/27/06)

Nets high point total: 157 (12/7/06**)

Nets low point total: 74 (3/3/04)

All-Time Series Results:

Suns vs. Nets at Phoenix: 26-13

Suns vs. Nets at New Jersey: 16-23

Suns vs. Nets overall: 42-36

	HOME	AWAY
Suns last win:	1/12/11 (118-109*)	2/28/11 (104-103*)
Suns last loss:	11/15/13 (100-98*)	3/17/14 (108-95)
Streaks:	Lost three	Lost two

Charlotte Hornets



333 East Trade Street
Charlotte, NC 28202
(704) 688-8600
Fax: (704) 688-7600
www.hornets.com

2014-2015 vs. Suns:

November 14 at Phoenix
December 17 at Charlotte

2013-2014 Finish:

43-39 (.524)

Third in Southeast Division

Playoffs:

Lost to Miami 4-0

Chairman	Michael Jordan
President & Chief Operating Officer	Fred Whitfield
General Manager	Rich Cho
Head Coach	Steve Clifford
Associate Head Coach	Patrick Ewing
Assistant Coaches	Stephen Silas, Mark Price, Bob Weiss, Pat Delany, Steve Hetzel
Head Athletic Trainer	Steve Stricker
Vice President, Communications	Mike Cristaldi
Director, Communications	Josh Rosen
Coordinator, Communications	Jerome Hubbard
Home Court	Time Warner Cable Arena (19,077, built in 2005)
Team Colors	Purple, Teal, Black Cool Gray, Light Blue
Radio	WFNZ (610 AM) Scott Lauer
TV	Fox SportSouth (Cable) Steve Martin, Dell Curry, Stephanie Ready

2013-2014 Regular Season Stats – Suns vs. Bobcats

PLAYER	G-GS	MIN	FG-FGA	PCT	3FG-FGA	PCT	FT-FTA	PCT	OFF	DEF	TOT	AST	PF-DQ	STL	TO	BLK	PTS	AVG	HI
Dragic	2-2	59	14-23	.609	1-3	.333	10-16	.625	1	9	10	12	9-0	1	10	0	39	19.5	25
Frye	2-2	52	9-18	.500	8-14	.571	3-4	.750	1	5	6	2	5-0	4	0	1	29	14.5	20
Tucker	2-2	42	9-10	.900	3-4	.750	4-5	.800	4	3	7	3	4-0	0	3	0	25	12.5	17
Mark Morris	2-0	64	8-26	.308	1-5	.200	7-10	.700	1	17	18	4	6-0	0	4	1	24	12.0	13
Marc Morris	2-0	44	7-11	.636	3-5	.600	6-11	.545	2	4	6	1	1-0	1	3	0	23	11.5	15
Green	2-2	57	7-21	.333	1-10	.100	4-4	1.000	0	6	6	5	7-0	2	4	0	19	9.5	14
Goodwin	2-0	38	4-8	.500	0-1	.000	4-5	.800	0	8	8	1	2-0	1	3	1	12	6.0	8
Plumlee	2-2	46	5-11	.455	0-0	—	0-2	.000	5	17	22	0	4-0	0	1	5	10	5.0	6
Smith	2-0	39	5-12	.417	0-1	.000	0-0	—	1	1	2	6	2-0	4	4	0	10	5.0	8
Barbosa	1-0	9	2-3	.667	0-0	—	0-0	—	0	2	2	0	1-0	0	1	0	4	4.0	4
Christmas	1-0	8	0-2	.000	0-1	.000	4-4	1.000	0	1	1	0	2-0	0	1	0	4	4.0	4
Kravtsov	1-0	3	1-2	.500	0-0	—	0-0	—	2	1	3	0	0-0	0	0	0	2	2.0	2
Len	1-0	19	1-3	.333	0-0	—	0-0	—	1	2	3	0	4-0	0	0	1	2	2.0	2
SUNS	2	480	72-150	.480	17-44	.386	42-61	.689	18	76	94	34	47-0	13	34	9	203	101.5	105
PLAYER	G-GS	MIN	FG-FGA	PCT	3FG-FGA	PCT	FT-FTA	PCT	OFF	DEF	TOT	AST	PF-DQ	STL	TO	BLK	PTS	AVG	HI
Walker	1-1	37	7-18	.389	0-4	.000	2-3	.667	0	5	5	6	3-0	1	1	0	16	16.0	16
Sessions	2-1	55	9-20	.450	2-4	.500	6-12	.500	1	3	4	1	3-0	3	3	0	26	13.0	15
Pargo	1-0	22	5-12	.417	1-6	.167	1-2	.500	0	1	1	6	2-0	1	3	0	12	12.0	12
Henderson	2-2	59	9-19	.474	0-1	.000	5-6	.833	0	6	6	5	4-0	2	1	1	23	11.5	17
McRoberts	2-2	57	8-19	.421	5-13	.385	0-0	—	3	8	11	8	5-0	2	1	0	21	10.5	11
Kidd-Gilchrist	2-2	45	5-8	.625	0-0	—	10-11	.909	2	4	6	2	4-0	1	3	0	20	10.0	11
Jefferson	2-2	52	7-21	.333	0-0	—	5-9	.556	4	8	12	4	6-0	3	5	4	19	9.5	10
Zeller	2-0	44	6-18	.333	0-0	—	5-7	.714	4	11	15	0	7-0	0	3	0	17	8.5	11
Tolliver	2-0	29	4-8	.500	3-7	.429	3-3	1.000	0	1	1	1	2-0	1	0	0	14	7.0	14
Biyombo	1-0	16	1-1	1.000	0-0	—	2-2	1.000	1	3	4	0	1-0	0	0	3	4	4.0	4
Taylor	1-0	18	2-4	.500	0-0	—	0-0	—	0	0	0	0	5-0	0	2	0	4	4.0	4
Adrien	2-0	23	2-4	.500	0-0	—	3-3	1.000	1	6	7	1	3-0	2	1	0	7	3.5	5
Douglas-Roberts	1-0	24	0-4	.000	0-2	.000	3-4	.750	0	3	3	2	1-0	0	1	1	3	3.0	3
BOBCATS	2	480	65-156	.417	11-37	.297	45-62	.726	16	59	75	36	46-0	16	26	9	186	93.0	95

Series Scores & Summary

Date	Site	Final	W/L	Date	Site	Final	W/L	Date	Site	Final	W/L	Date	Site	Final	W/L
1/19/89	Char#	126-112	W	1/11/94	Phx	93-95	L	1/29/00	Char	79-100	L	2/4/08	Phx	118-104	W
1/24/89	Phx	106-103	W	3/8/94	Char	89-97	L	2/4/01	Phx	85-82	W	1/23/09	Char	76-98	L
1/15/90*	Phx	118-108	W	2/26/95	Phx	103-92	W	4/4/01	Char	103-94	W	2/24/09	Phx	112-102	W
1/25/90	Char	124-97	W	3/16/95	Char	108-105	W	3/8/02	Phx	82-88	L	1/16/10	Char	99-125	L
3/21/90*	Phx	114-115	L	12/12/95	Phx	100-115	L	3/16/02	Char	76-87	L	1/26/10*	Phx	109-114	L
3/29/90	Char	105-92	W	3/17/96	Char	102-103	L	12/10/04	Phx%	115-106	W	1/26/11	Phx	107-114	L
2/25/91	Phx	128-108	W	1/10/97	Phx	102-90	W	3/23/05	Char	120-105	W	2/4/12	Phx	95-89	W
3/4/91	Char	126-93	W	2/19/97	Char	115-123	L	12/30/05	Char	110-100	W	11/7/12	Char	117-110	W
11/29/91	Phx	131-111	W	1/27/98**	Char	113-120	L	2/25/06	Phx	136-121	W	12/19/12	Phx	121-104	W
1/4/92	Char	108-113	L	2/20/98	Phx	115-99	W	12/10/06	Char	114-84	W	11/22/13	Char	98-91	W
12/1/92	Phx	109-90	W	3/17/99	Char	111-119	L	3/7/07*	Phx	115-106	W	2/1/14	Phx	105-95	W
12/9/92	Char	110-101	W	1/4/00	Phx	86-80	W	11/6/07	Char	115-83	W				

*Overtime ** Double Overtime #Charlotte Hornets %Charlotte Bobcats

Suns Players Career Statistics vs. Hornets

PLAYER	G-GS	MIN	FG-FGA	PCT	3FG-FGA	PCT	FT-FTA	PCT	OFF	DEF	TOT	AST	PF-DQ	STL	TO	BLK	PTS	AVG	HI
Bledsoe	4-0	71	12-26	.462	3-6	.500	3-4	.750	5	9	14	10	8-0	1	2	2	30	7.5	13
Dragic	13-6	291	50-104	.481	15-35	.429	31-42	.738	10	22	32	68	33-0	7	32	1	146	11.2	25
Goodwin	2-0	38	4-8	.500	0-1	.000	4-5	.800	0	8	8	1	2-0	1	3	1	12	6.0	8
Green	14-4	266	30-99	.303	5-41	.122	13-24	.542	5	27	32	15	33-0	5	17	6	78	5.6	14
Len	1-0	19	1-3	.333	0-0	—	0-0	—	1	2	3	0	4-0	0	0	1	2	2.0	2
Marc Morris	5-0	104	14-28	.500	6-13	.462	10-17	.588	4	12	16	3	4-0	2	7	2	44	8.8	21
Marc Morris	5-0	118	17-57	.298	3-13	.231	10-15	.667	6	25	31	6	12-0	3	8	1	47	9.4	13
Plumlee	3-2	50	5-13	.385	0-0	—	0-2	.000	5	17	22	0	5-0	0	1	5	10	3.3	6
Randolph	7-0	68	6-21	.286	0-0	—	1-5	.200	7	10	17	1	13-0	5	4	1	13	1.9	6
Thomas	5-5	152	28-68	.412	8-23	.348	13-14	.929	4	11	15	29	16-0	3	8	1	77	15.4	21
Tolliver	7-2	135	16-34	.471	6-16	.375	11-19	.579	4	21	25	9	16-0	3	8	5	49	7.0	13
Tucker	4-2	69	15-17	.882	3-4	.750	6-9	.667	7	5	12	5	7-0	1	3	1	39	9.8	17

Series Highlights & Top Performances

Phoenix has won five straight and 31 of 48 in the overall series against teams based in Charlotte: the Hornets (1988-2002, 2014-present) and the Bobcats (2004-14)... The Suns are 17-12 against the team as the Hornets and 14-5 against the team as the Bobcats... Dec. 19, 2012, the Suns scored a season-high 121 points against Charlotte to sweep the season series... Nov. 7, 2012, **Shannon Brown** set a Suns record with six made three-pointers in the fourth quarter of a 117-110 Suns win... The Suns won the first five home meetings against Charlotte in the Bobcats era, and first eight games overall... Suns Series bests: January 15, 1990 in Phoenix, **Tom Chambers** scored 40 points; February 25, 2006 in Phoenix, **Shawn Marion** tied a career-high with 24 rebounds; March 21, 1990 in Phoenix, **Kevin Johnson** recorded 20 assists.

By The Numbers:

Suns vs. Charlotte 2013-2014: 2-0

11/22/13 at Charlotte: Suns 98, Bobcats 91

2/1/14 at Phoenix: Suns 105, Bobcats 95

Suns largest margin of victory: 33 (126-93, 3/4/91)

Suns high point total: 136 (2/25/06)

Suns low point total: 76 (3/16/02, 1/23/09)

Hornets largest margin of victory: 26 (1/16/10)

Hornets high point total: 125 (1/16/10)

Hornets low point total: 80 (1/4/00)

All-Time Series Results:

Suns vs. Hornets at Phoenix: 18-6

Suns vs. Hornets at Charlotte: 13-11

Suns vs. Hornets overall: 31-17

	HOME	AWAY
Suns last win:	2/1/14 (105-95)	11/22/13 (98-91)
Suns last loss:	1/26/11 (114-107)	11/20/10 (123-105)
Streaks:	Won three	Won two

Chicago Bulls



1901 W. Madison St.
Chicago, IL 60612
(312) 455-4000
Fax: (312) 455-4189
www.bulls.com

2014-2015 vs. Suns:

January 30 at Phoenix
February 21 at Chicago

2013-2014 Finish:

48-34 (.585)

Second in Central Division

Playoffs:

Lost to Washington 4-1

Chairman	Jerry Reinsdorf
Exec. Vice President-Basketball Operations	John Paxson
General Manager	Gar Forman
Head Coach	Tom Thibodeau
Assistant Coaches	Andy Greer, Adrian Griffin, Ed Pinckney, Mike Wilhem
Head Athletic Trainer	Jeff Tanaka
Senior Director of Public & Media Relations	Tim Hallam
Director of Public & Media Relations	Sebrina Beyer
Sr. Manager of Public & Media Relations	Matt Yob
Manager of Public & Media Relations	Shaun Hickombottom
Home Court	United Center (20,917, built in 1994)
Team Colors	Red, Black, White
Radio	WMVP (1000 AM) Chuck Swirsky, Bill Wennington, Steve Kashul WRT0 (1200 AM Spanish) Omar Ramos, Matt Moreno
TV	WGN-TV (Ch. 9), Comcast SportsNet Chicago (Cable) Neil Funk, Stacey King

2013-2014 Regular Season Stats – Suns vs. Bulls

PLAYER	G-GS	MIN	FG-FGA	PCT	3FG-FGA	PCT	FT-FTA	PCT	OFF	DEF	TOT	AST	PF	DQ	STL	TO	BLK	PTS	AVG	HI
Dragic	2-2	69	17-32	.531	4-7	.571	7-11	.636	2	8	10	3	8-0	1	6	0	45	22.5	24	
Frye	2-2	61	11-27	.407	3-14	.214	4-4	1.000	4	11	15	2	5-0	1	3	2	29	14.5	18	
Barbosa	1-0	23	3-6	.500	0-0	—	7-8	.875	0	1	1	2	4-0	0	1	0	13	13.0	13	
Green	2-2	61	8-29	.276	4-15	.267	0-0	—	1	5	6	6	4-0	1	5	1	20	10.0	15	
Plumlee	2-2	66	8-16	.500	0-0	—	3-4	.750	6	11	17	0	3-0	6	4	2	19	9.5	11	
Mark. Morris	2-0	55	6-22	.273	1-6	.167	5-6	.833	3	8	11	0	7-0	2	6	5	18	9.0	12	
Smith	2-0	38	5-11	.455	0-3	.000	2-4	.500	0	1	1	6	3-0	2	2	0	12	6.0	10	
Marc. Morris	2-0	38	2-7	.286	1-2	.500	4-5	.800	1	5	6	1	4-0	1	2	1	9	4.5	5	
Tucker	2-2	46	3-8	.375	1-3	.333	2-2	1.000	1	11	12	1	4-0	0	2	1	9	4.5	5	
Len	1-0	6	1-1	1.000	0-0	—	1-2	.500	1	1	2	0	1-0	0	1	0	3	3.0	3	
Christmas	1-0	7	0-2	.000	0-1	.000	2-2	1.000	0	3	3	2	1-0	0	0	1	2	2.0	2	
Goodwin	1-0	11	0-1	.000	0-0	—	0-0	—	1	3	4	1	0-0	1	1	0	0	0.0	0	
SUNS	2	480	64-162	.395	14-51	.275	37-48	.771	20	68	88	24	44-0	15	33	13	179	89.5	92	

PLAYER	G-GS	MIN	FG-FGA	PCT	3FG-FGA	PCT	FT-FTA	PCT	OFF	DEF	TOT	AST	PF	DQ	STL	TO	BLK	PTS	AVG	HI
Boozer	1-1	32	9-21	.429	0-0	—	1-2	.500	4	8	12	1	2-0	1	1	1	19	19.0	19	
Augustin	2-0	57	9-19	.474	5-10	.500	8-9	.889	0	5	5	11	8-0	2	4	0	31	15.5	18	
Butler	2-2	84	9-32	.281	1-8	.125	12-14	.857	2	7	9	7	3-0	7	4	0	31	15.5	18	
Noah	2-2	73	12-25	.480	0-0	—	4-6	.667	7	23	30	8	4-0	2	6	2	28	14.0	14	
Gibson	2-1	65	11-21	.524	0-1	.000	5-10	.500	4	12	16	4	7-0	1	4	2	27	13.5	19	
Dunleavy	2-2	67	7-18	.389	1-6	.167	4-6	.667	1	8	9	2	6-0	0	7	3	19	9.5	11	
Hinrich	2-2	56	5-12	.417	2-3	.667	5-6	.833	1	3	4	5	5-0	2	3	2	17	8.5	9	
Snell	2-0	30	7-9	.778	3-4	.750	0-0	—	0	4	4	0	4-0	0	1	0	17	8.5	12	
Mohammed	2-0	17	2-3	.667	0-0	—	0-1	.000	3	2	5	1	2-0	0	2	1	4	2.0	4	
BULLS	2	480	71-160	.444	12-32	.375	39-54	.722	22	72	94	39	41-0	15	34	11	193	96.5	101	

Series Scores & Summary

Date	Site	Final	%A	Date	Site	Final	%A	Date	Site	Final	%A	Date	Site	Final	%A
10/31/68	Phx	112-103	W	11/3/72	Chi	100-115	L	2/28/78	Chi	115-126	L	1/22/88	Chi	108-118	L
11/30/68	Chi	96-100	L	12/25/72	Phx	115-108	W	3/9/78	Phx	112-103	W	2/4/88	Phx	101-113	L
1/4/69	Chi	92-103	L	1/5/73	Chi	126-115	W	10/27/78*	Chi	115-110	W	1/21/89	Phx	116-107	W
1/24/69	Phx	117-106	W	2/24/73	Chi	100-122	L	11/26/78	Phx	125-109	W	3/22/89	Phx	111-112	L
2/23/69	Phx	121-133	L	3/4/73*	Phx	117-118	L	11/28/78	Phx	112-124	L	11/22/89	Phx	90-95	L
3/6/69	Phx	117-125	L	11/13/73	Phx	116-108	W	3/8/79	Phx	132-117	W	3/26/90	Chi	92-121	L
10/24/69	Phx	115-116	L	11/23/73	Chi	99-94	W	10/14/79	Phx	112-102	W	11/21/90	Phx	109-107	W
12/2/69	Salt Lake	121-110	W	1/6/74*	Chi	116-120	L	10/20/79	Chi	104-116	L	12/4/90	Phx	127-155	L
12/5/69	Phx	114-113	W	2/19/74	Chi	96-130	L	12/1/79	Phx	99-86	W	1/21/92	Chi	102-108	L
12/9/69	Chi	102-109	L	2/27/74	Phx	95-107	L	12/21/79	Chi	127-117	W	2/5/92	Phx	126-114	W
1/8/70	Chi	123-152	L	3/5/74	Phx	91-111	L	2/8/80	Chi	113-109	W	11/22/92	Phx	111-128	L
2/12/70	Chi	121-122	L	11/15/74	Phx	95-102	L	3/9/80*	Phx	113-103	W	3/30/93	Chi	113-109	W
3/3/70	Phx	111-123	L	1/3/75	Chi	99-126	L	11/28/80	Phx	102-101	W	11/30/93	Chi	113-132	L
10/28/70	Phx	105-118	L	1/17/75	Chi	115-105	W	12/9/80	Chi	123-108	W	2/6/94	Phx	89-88	W
11/6/70	Chi	105-102	W	3/6/75	Phx	88-65	W	11/27/81	Phx	111-107	W	11/30/94	Chi	105-118	L
1/24/71	Phx	113-112	W	11/4/75	Chi	96-80	W	2/16/82	Chi	91-86	W	2/3/95	Phx	110-100	W
3/1/71	Phx	115-90	W	12/7/75	Phx	114-97	W	1/11/83	Chi	109-96	W	1/28/96	Chi	82-93	L
3/12/71	Phx	92-116	L	2/17/76	Chi	111-114	L	3/15/83	Phx	116-108	W	2/6/96	Phx	106-96	W
3/13/71	Phx	99-111	L	3/5/76	Phx	99-97	W	11/25/83	Phx	120-94	W	11/11/96	Chi	79-97	L
10/24/71	Phx	104-105	L	3/16/76	Chi	87-120	L	1/3/84	Chi	97-102	L	11/20/96	Phx	99-113	L
11/2/71	Chi	101-108	W	10/29/76	Chi	95-82	W	11/29/84	Phx	100-95	W	11/20/97	Phx	89-85	W
12/23/71*	Phx	108-117	L	11/21/76	Phx	101-96	W	3/15/85	Chi	97-103	L	12/15/97	Chi	104-111	L
1/4/72	Chi	112-108	W	1/11/77	Chi	90-93	L	12/4/85	Phx	100-99	W	11/9/99	Chi	103-80	W
1/28/72	Phx	102-116	L	3/2/77*	Phx	104-108	L	1/25/86	Chi	114-133	L	11/17/99	Phx	105-81	W
2/25/72	Chi	107-115	L	11/5/77	Chi	94-111	L	11/8/86	Chi	96-101	L	12/11/00	Chi	86-80	W
10/24/72	Phx	106-107	L	11/18/77	Phx	103-101	W	12/5/86	Phx	114-112	W	2/6/01	Phx	97-80	W

*Overtime

Suns Players Career Statistics vs. Bulls

PLAYER	G-GS	MIN	FG-FGA	PCT	3FG-FGA	PCT	FT-FTA	PCT	OFF	DEF	TOT	AST	PF-DQ	STL	TO	BLK	PTS	AVG	HI
Bledsoe	4-0	74	11-20	.550	1-3	.333	2-2	1.000	2	3	5	10	5-0	4	6	1	25	6.3	10
Dragic	9-5	212	37-85	.435	8-22	.364	17-26	.654	6	12	18	32	21-0	12	18	1	99	11.0	24
Goodwin	1-0	11	0-1	.000	0-0	—	0-0	—	1	3	4	1	0-0	1	1	0	0	0.0	0
Green	12-3	196	26-84	.310	6-27	.222	15-16	.938	6	15	21	11	17-0	5	15	2	73	6.1	15
Len	1-0	6	1-1	1.000	0-0	—	1-2	.500	1	1	2	0	1-0	0	1	0	3	3.0	3
Marc Morris	5-1	87	5-23	.217	3-11	.273	6-7	.857	2	13	15	3	9-0	2	2	2	19	3.8	10
Mark Morris	5-0	125	13-46	.283	3-12	.250	8-9	.889	8	20	28	2	21-1	4	11	9	37	7.4	12
Plumlee	2-2	66	8-16	.500	0-0	—	3-4	.750	6	11	17	0	3-0	6	4	2	19	9.5	11
Randolph	5-1	76	5-17	.294	0-0	—	10-16	.625	7	16	23	1	15-0	3	3	6	20	4.0	9
Thomas	6-4	146	28-53	.528	7-14	.500	23-28	.821	1	8	9	17	7-0	1	10	0	86	14.3	26
Tolliver	9-0	168	9-30	.300	4-16	.250	7-10	.700	5	18	23	3	12-0	2	2	3	29	3.2	14
Tucker	4-3	102	7-19	.368	1-5	.200	2-2	1.000	9	13	22	5	7-0	2	3	2	17	4.3	6

Series Highlights & Top Performances

The Suns have won 17 of the last 31 meetings, including nine of the last 15 at US Airways Center... March 6, 1975 in Phoenix, the Bulls were held to an all-time opponent-low 65 points (88-65)... February 21, 1969 in Phoenix, **Gail Goodrich** scored a Suns series-high 43 points... January 21, 1989 in Chicago, **Michael Jordan** scored a series-high 53 points (he had 55 in Game 4 of the 1993 NBA Finals)... January 8, 1970 in Chicago, **Tom Boerwinkle** snared a Suns opponent record 37 rebounds and the Bulls set a Suns opponent record with 56 free throws made (56-71)... In the first-ever meeting on October 31, 1968 in Phoenix, **George Wilson** grabbed a Suns series-high 23 rebounds... January 3, 1984 in Chicago, Bulls guard **Ennis Whatley** tallied a series-high 18 assists.

By The Numbers:

Suns vs. Chicago 2013-2014: 0-2

1/7/14 at Chicago: Bulls 92, Suns 87

2/4/14 at Phoenix: Bulls 101, Suns 92

Suns largest margin of victory: 26 (120-94, 11/25/83)

Suns high point total: 132 (3/8/79)

Suns low point total: 79 (11/11/96)

Bulls largest margin of victory: 34 (130-96, 2/19/74)

Bulls high point total: 155 (12/4/90)

Bulls low point total: 65 (3/6/75)

All-Time Series Results:

Suns vs. Bulls at Phoenix: 39-24

Suns vs. Bulls at Chicago: 24-42

Suns vs. Bulls overall: 63-66

	HOME	AWAY
Suns last win:	11/15/07 (112-102)	1/12/13 (97-81)
Suns last loss:	2/4/14 (101-92)	1/7/14 (92-87)
Streaks:	Lost five	Lost one

Cleveland Cavaliers



One Center Court
Cleveland, OH 44115-4001
(216) 420-2000
Fax: (216) 420-2260
www.cavs.com

2014-2015 vs. Suns:

January 13 at Phoenix
 March 7 at Cleveland

2013-2014 Finish:

33-49 (.402)

Third in Central Division

Playoffs:

Did not qualify

Majority Owner/Chairman

Dan Gilbert

General Manager

David Griffin

Head Coach

David Blatt

Associate Head Coach

Tyrone Lue

Assistant Coaches

Jim Boylan, Larry Drew,
 James Posey, Bret Brielmaier

Head Athletic Trainer

Stephen Spiro

Sr. VP, Communications & Broadcasting

Tad Carper

Director of Basketball Communications

B.J. Evans

Basketball Communications Manager

Jeff Schaefer

Sports Communications Coordinator

Cherome Owens

Home Court

Quicken Loans Arena (20,562, built in 1994)

Team Colors

Wine, Gold

Radio

WTAM (1100 AM) John Michael, Jim Chones, Mike Snyder

TV

Fox Sports Ohio (Cable)
 Fred McLeod, Austin Carr, Allie Clifton

2013-2014 Regular Season Stats – Suns vs. Cavaliers

PLAYER	G-GS	MIN	FG-FGA	PCT	3FG-FGA	PCT	FT-FTA	PCT	OFF	DEF	TOT	AST	PF-DQ	STL	TO	BLK	PTS	AVG	HI
Mark Morris	2-0	61	16-29	.552	1-5	.200	12-14	.857	9	16	25	2	6-0	1	4	1	45	22.5	27
Dragic	2-2	77	14-33	.424	3-9	.333	4-6	.667	3	4	7	12	6-0	3	5	0	35	17.5	20
Frye	2-2	66	10-23	.435	8-17	.471	5-6	.833	4	7	11	2	7-0	1	1	0	33	16.5	17
Bledsoe	1-0	32	5-16	.313	1-6	.167	4-6	.667	0	3	3	9	0-0	2	0	0	15	15.0	15
Tucker	1-1	37	5-14	.357	1-4	.250	2-2	1.000	3	7	10	6	3-0	2	0	0	13	13.0	13
Marc Morris	2-1	52	8-12	.667	3-6	.500	2-6	.333	3	2	5	3	4-0	2	5	0	21	10.5	14
Green	2-2	65	8-28	.286	2-14	.143	2-2	1.000	0	3	3	6	8-1	3	3	1	20	10.0	12
Plumlee	2-2	44	5-8	.625	0-0	—	2-4	.500	4	16	20	1	9-0	0	0	0	12	6.0	9
Barbosa	1-0	16	2-6	.333	0-2	.000	1-2	.500	0	1	1	1	0-0	1	3	0	5	5.0	5
Smith	2-0	20	0-3	.000	0-0	—	1-2	.500	0	0	0	1	0-0	1	3	1	1	0.5	1
Len	1-0	6	0-0	—	0-0	—	0-0	—	0	1	1	0	2-0	0	0	0	0	0.0	0
Randolph	1-0	3	0-0	—	0-0	—	0-0	—	0	0	0	0	0-0	1	0	0	0	0.0	0
SUNS	2	480	73-172	.424	19-63	.302	35-50	.700	26	60	86	43	45-1	17	24	3	200	100.0	101

PLAYER	G-GS	MIN	FG-FGA	PCT	3FG-FGA	PCT	FT-FTA	PCT	OFF	DEF	TOT	AST	PF	DQ	STL	TO	BLK	PTS	AVG	HIG
Irving	2-2	76	17-42	.405	3-9	.333	10-10	1.000	1	10	11	15	5-0	4	5	1	47	23.5	24	
Deng	2-2	80	14-30	.467	3-8	.375	5-7	.714	3	16	19	8	7-0	1	5	1	36	18.0	18	
Hawes (TOT)	3-3	102	16-30	.533	7-11	.636	10-11	.909	6	16	22	7	13-1	0	13	3	49	16.3	19	
Hawes (CLE)	1-1	34	6-11	.545	3-4	.750	4-4	1.000	1	5	6	3	4-0	0	4	0	19	19.0	19	
Thompson	2-2	70	9-16	.563	0-0	—	12-17	.706	6	14	20	1	6-0	0	3	0	30	15.0	17	
Miles	1-1	20	5-11	.455	2-7	.286	0-0	—	0	1	1	1	4-0	1	1	1	12	12.0	12	
Jack	2-1	62	6-15	.400	2-3	.667	5-6	.833	2	5	7	6	3-0	1	1	1	19	9.5	11	
Waiters	2-0	36	6-16	.375	2-5	.400	0-0	—	1	2	3	3	6-0	2	7	0	14	7.0	10	
Varejao	2-1	49	4-16	.250	0-0	—	0-3	.000	7	10	17	4	1-0	2	1	0	8	4.0	6	
Dellavedova	2-0	11	2-4	.500	1-2	.500	2-2	1.000	3	0	3	1	1-0	1	2	0	7	3.5	7	
Clark	1-0	10	1-2	.500	1-2	.500	0-0	—	0	0	0	0	2-0	0	1	0	3	3.0	3	
Zeller	2-0	28	2-4	.500	0-0	—	1-2	.500	3	4	7	1	4-0	0	1	0	5	2.5	3	
Gee	1-0	4	0-0	—	0-0	—	0-0	—	0	0	0	0	1-0	0	1	0	0	0.0	0	
CAVALIERS	2	480	72-167	.431	17-40	.425	39-51	.765	27	67	94	43	44-0	12	33	4	200	100.0	110	

Series Scores & Summary

Date	Site	Final	W/L	Date	Site	Final	W/L	Date	Site	Final	W/L	Date	Site	Final	W/L
10/23/70	Phx	108-104	W	1/17/76	Clev	85-105	L	11/16/83	Phx	115-104	W	3/15/94	Clev	119-106	W
11/22/70	Clev	114-99	W	3/3/76	Phx	108-92	W	2/15/84	Clev	90-104	L	1/12/95	Phx	96-107	L
2/6/71	Phx	119-91	W	3/13/76	Clev	77-99	L	11/8/84	Phx	112-111	W	1/30/95	Clev	89-82	W
2/12/71	Clev	114-105	W	11/13/76	Phx	90-103	L	1/5/85	Clev	106-111	L	1/14/96	Phx	74-89	L
11/5/71	Clev	107-87	W	1/15/77	Phx	94-79	W	1/20/86	Clev	93-108	L	2/2/96	Clev	85-107	L
11/14/71	Phx	119-105	W	2/19/77	Clev	88-92	L	3/5/86	Phx	100-115	L	1/2/97	Clev	94-103	L
1/14/77	Phx	117-107	W	11/24/77	Clev	82-97	L	3/5/87	Phx	126-102	W	2/21/97	Phx	94-88	W
2/27/72	Clev	127-125	W	1/15/78	Phx	113-104	W	3/12/87	Clev	109-116	L	1/12/97	Clev	90-103	L
11/5/72	Clev	107-106	W	3/19/78	Clev	123-112	W	1/2/88	Clev	107-120	L	1/13/98	Phx	84-102	L
11/8/72	Phx	107-99	W	11/8/78	Phx	118-96	W	2/25/88	Phx	109-103	W	3/10/99	Phx	73-86	L
1/2/73	Clev	88-111	L	11/21/78	Clev	110-108	W	1/11/89	Phx	121-124	L	1/22/00	Phx	101-88	W
3/6/73	Phx	110-102	W	2/11/79	Phx	136-101	W	1/16/89	Clev	110-126	L	2/29/00	Clev	100-93	W
12/9/73	Clev	117-106	W	3/13/79	Clev	124-120	W	12/30/89	Clev	102-110	L	3/28/01	Phx	103-94	W
1/23/74	Phx	110-103	W	11/19/79	Phx	110-106	W	3/4/90	Phx	108-96	W	4/7/01	Clev	102-98	W
2/24/74	Clev	97-101	L	2/19/80	Clev	109-128	L	1/2/91	Clev	105-83	W	3/25/02	Phx	102-96	W
3/9/74	Phx	109-100	W	1/29/81	Clev	111-115	L	1/9/91	Phx	113-105	W	4/2/02	Clev	96-101	L
11/3/74	Clev	101-104	L	3/4/81	Phx	126-106	W	2/26/92	Phx	103-100	W	11/1/02	Phx	78-74	W
12/13/74	Phx	85-84	W	2/24/82	Phx	131-97	W	3/10/92	Clev	100-102	L	12/29/02	Clev	103-84	W
1/5/75	Clev	86-97	L	3/11/82	Clev	101-95	W	1/20/93	Clev	119-123	L	10/30/03	Phx	95-86	W
2/26/75	Phx	108-96	W	11/12/82	Phx	94-81	W	2/28/93	Phx	94-101	L	3/23/04	Clev	103-86	W
12/19/75*	Phx	124-128	L	2/20/83	Clev	103-81	W	11/20/93	Phx	112-96	W	11/10/04*	Clev	109-114	L

*Overtime

Suns Players Career Statistics vs. Cavaliers

PLAYER	G-GS	MIN	FG-FGA	PCT	3FG-FGA	PCT	FT-FTA	PCT	OFF	DEF	TOT	AST	PF-DQ	STL	TO	BLK	PTS	AVG	HI
Bledsoe	5-0	132	18-48	.375	1-13	.077	12-15	.800	5	13	18	18	7-0	10	6	2	49	9.8	15
Dragic	11-5	272	56-104	.538	12-29	.414	27-37	.730	10	15	25	49	25-0	12	30	1	151	13.7	26
Green	17-4	371	73-160	.456	20-56	.357	29-33	.879	7	27	34	22	35-1	8	24	8	195	11.5	32
Len	1-0	6	0-0	—	0-0	—	0-0	—	0	1	1	0	2-0	0	0	0	0	0.0	0
Marc Morris	3-2	74	12-20	.600	4-10	.400	4-8	.500	5	5	10	6	4-0	3	6	0	32	10.7	14
Mark Morris	6-1	158	32-64	.500	5-12	.417	19-24	.792	12	35	47	4	18-0	4	9	4	88	14.7	27
Plumlee	4-2	50	5-10	.500	0-0	—	2-4	.500	6	16	22	1	9-0	0	0	0	12	3.0	9
Randolph	6-1	68	12-22	.545	0-0	—	8-11	.727	7	13	20	1	13-1	4	4	1	32	5.3	16
Thomas	5-5	165	27-61	.443	6-25	.240	19-26	.731	4	13	17	35	10-0	1	3	2	79	15.8	26
Tolliver	7-0	106	11-24	.458	7-18	.389	4-5	.800	6	14	20	7	9-0	1	8	4	33	4.7	13
Tucker	4-1	93	11-27	.407	1-4	.250	6-9	.667	10	15	25	11	9-0	6	3	0	29	7.3	13

Series Highlights & Top Performances

The Suns have won 21 of the last 30 meetings overall... January 26, 2014, **Markieff Morris** scored 27 points and had a season-high 15 rebounds off the bench to become first player to record at least 27 points and 15 rebounds since Yao Ming in 2002... March 12, 2009, **LeBron James** collected his first career victory in Phoenix, 119-111, tallying a triple-double with 34 points, 10 rebounds and 13 assists after losing his first five visits to the Valley... Jan. 11, 2007, **Steve Nash** dished out an NBA season-high 21 assists en route to a 109-90 win at US Airways Center... **Zydrunas Ilgauskas** hauled in a series-best 22 rebounds on November 1, 2002... March 10, 1999, the Suns were held to a series-low 73 points in the Cavs 86-73 win... The 73 points was also the Suns lowest offensive home total in team history... On January 15, 1977 in Phoenix, **Alvan Adams** recorded a series-high seven blocks... February 11, 1979 in Phoenix, **Mike Bratz** tallied a series-best eight steals in the Suns' 136-101 win... The 35-point margin of victory represents the series high.

By The Numbers:

Suns vs. Cleveland 2013-2014: 1-1

1/26/14 at Cleveland: Suns 99, Cavs 90

3/12/14 at Phoenix: Cavs 110, Suns 101

Suns largest margin of victory: 35 (136-101, 2/11/79)

Suns high point total: 136 (2/11/79)

Suns low point total: 73 (3/10/99)

Cavs largest margin of victory: 23 (111-88, 1/2/73)

Cavs high point total: 128 (12/19/75*, 2/19/80)

Cavs low point total: 74 (11/1/02)

All-Time Series Results:

Suns vs. Cavs at Phoenix: 39-13

Suns vs. Cavs at Cleveland: 24-27

Suns vs. Cavs overall: 63-40

	HOME	AWAY
Suns last win:	11/9/12 (107-105)	1/26/14 (99-90)
Suns last loss:	3/12/14 (110-101)	12/2/09 (107-90)
Streaks:	Lost one	Won four

Dallas Mavericks



American Airlines Center
2500 Victory Avenue
Dallas, TX 75219
(214) 665-4660
Fax: (214) 665-4661
www.mavs.com

2014-2015 vs. Suns:

December 5 at Dallas
 December 22 at Phoenix
 March 23 at Phoenix
 April 8 at Dallas

2013-2014 Finish:

49-33 (.598)
 Fourth in Southwest Division

Playoffs:

Lost to San Antonio 4-3

Owner	Mark Cuban
President & CEO	Terdema Ussery
President of Basketball Operations/GM	Donn Nelson
Head Coach	Rick Carlisle
Assistant Coaches	Monte Mathis, Kaleb Canales, Jamahl Mosley, Darrell Armstrong
Head Athletic Trainer	Casey Smith
Director of Basketball Communications	Sarah Melton
Basketball Communications Manager	Scott Tomlin
Basketball Communications Coordinator	Alan Rakowski
Home Court	American Airlines Center (19,200, built in 2001)
Team Colors	Blue, Black, Silver
Radio	ESPN Radio (103.3 FM) Chuck Cooperstein, Brad Davis ESPN Deportes (1540 AM Spanish) Victor Villalba
TV	FOX Sports Southwest Mark Followill, Derek Harper, Jeff Wade

2013-2014 Regular Season Stats – Suns vs. Mavericks

PLAYER	G-GS	MIN	FG-FGA	PCT	3FG-FGA	PCT	FT-FTA	PCT	OFF	DEF	TOT	AST	PF-DQ	STL	TO	BLK	PTS	AVG	HI
Bledsoe	2-2	78	20-27	.741	5-6	.833	9-11	.818	0	8	8	12	4-0	5	10	1	54	27.0	29
Dragic	3-3	110	23-51	.451	0-11	.000	8-12	.667	5	11	16	16	8-0	6	5	0	54	18.0	28
Frye	3-3	90	15-33	.455	9-14	.643	6-6	1.000	5	16	21	0	8-0	1	2	1	45	15.0	21
Green	3-1	88	12-32	.375	6-14	.429	13-13	1.000	2	8	10	4	7-0	5	7	2	43	14.3	22
Mark, Morris	3-0	92	14-31	.452	2-8	.250	10-11	.909	11	13	24	5	8-0	4	8	0	40	13.3	23
Tucker	3-3	92	13-29	.448	3-6	.500	4-6	.667	7	14	21	7	10-0	5	6	0	33	11.0	16
Marc, Morris	3-0	57	10-22	.455	5-9	.556	2-2	1.000	5	8	13	5	8-0	4	2	0	27	9.0	13
Plumlee	3-3	66	8-13	.615	0-0	—	0-1	.000	5	11	16	0	1-0	1	4	2	16	5.3	6
Goodwin	2-0	17	3-8	.375	0-1	.000	2-2	1.000	4	0	4	0	1-0	0	4	0	8	4.0	6
Smith	3-0	25	4-10	.400	0-0	—	0-2	.000	0	0	0	3	0-0	0	1	0	8	2.7	6
Christmas	1-0	1	0-0	—	0-0	—	0-0	—	0	0	0	0	0-0	0	0	0	0	0.0	0
Kravtsov	1-0	1	0-0	—	0-0	—	0-0	—	0	0	0	0	1-0	0	0	0	0	0.0	0
Len	1-0	1	0-1	.000	0-0	—	0-0	—	0	0	0	0	1-0	0	0	0	0	0.0	0
SUNS	3	720	122-257	.475	30-69	.435	54-66	.818	44	89	133	52	57-0	31	49	6	328	109.3	123

PLAYER	G-GS	MIN	FG-FGA	PCT	3FG-FGA	PCT	FT-FTA	PCT	OFF	DEF	TOT	AST	PF-DQ	STL	TO	BLK	PTS	AVG	HI
Ellis	3-3	120	33-60	.550	3-7	.429	11-18	.611	1	13	14	21	9-0	7	13	2	80	26.7	37
Nowitzki	3-3	104	24-48	.500	6-18	.333	11-12	.917	1	18	19	6	4-0	3	6	3	65	21.7	23
Wright	3-0	78	17-24	.708	0-0	—	5-7	.714	9	13	22	2	6-0	1	4	8	39	13.0	19
Marion	3-3	102	14-26	.538	4-8	.500	1-2	.500	6	12	18	3	4-0	4	4	0	33	11.0	16
Carter	3-0	69	12-33	.364	5-16	.313	3-4	.750	0	13	13	7	10-0	2	9	2	32	10.7	14
Larkin	3-0	46	7-12	.583	3-4	.750	4-5	.800	0	1	1	8	2-0	2	3	0	21	7.0	18
Dalembert	3-2	42	5-11	.455	0-0	—	5-5	1.000	5	10	15	1	6-0	0	1	1	15	5.0	9
Calderon	3-3	67	6-16	.375	1-7	.143	0-0	—	0	4	4	12	5-0	2	2	1	13	4.3	9
Blair	2-1	21	4-6	.667	0-0	—	0-0	—	1	3	4	1	1-0	1	0	0	8	4.0	6
Harris	1-0	31	1-4	.250	1-4	.250	0-0	—	0	2	2	6	3-0	1	2	0	3	3.0	3
Crowder	3-0	33	3-10	.300	0-1	.000	2-3	.667	5	3	8	1	3-0	3	2	0	8	2.7	8
James	1-0	2	1-1	1.000	0-0	—	0-1	.000	1	0	1	0	1-0	0	0	0	2	2.0	2
Ellington	1-0	5	0-2	.000	0-0	—	0-0	—	0	1	1	0	0-0	3	0	0	0	0.0	0
Mekel	1-0	2	0-0	—	0-0	—	0-0	—	0	0	0	0	0-0	0	0	0	0	0.0	0
MAVERICKS	3	720	127-253	.502	23-65	.354	42-57	.737	29	93	122	68	54-0	29	46	17	319	106.3	110

Series Scores & Summary

Date	Site	Final	W/L	Date	Site	Final	W/L	Date	Site	Final	W/L	Date	Site	Final	W/L
10/21/80	Phx	111-99	W	3/3/86*	Phx	138-139	L	1/7/93	Dal	111-107	W	12/11/99	Dal	115-120	L
11/18/80	Dal	102-91	W	4/1/86	Dal	98-128	L	1/30/93	Phx	126-105	W	12/23/99	Phx	110-111	L
12/17/80	Phx	115-102	W	11/21/86*	Phx	122-130	L	3/6/93	Dal	109-102	W	3/4/00	Phx	110-96	W
2/1/81	Phx	119-97	W	12/23/86	Phx	120-119	W	3/12/93	Phx	116-98	W	3/11/00	Dal	99-104	L
3/10/81	Dal	103-107	L	12/27/86	Dal	97-123	L	12/11/93	Dal	114-103	W	11/15/00	Phx	99-78	W
11/5/81	Phx	121-93	W	3/2/87	Dal	112-135	L	1/18/94	Phx	113-103	W	1/13/01	Dal	103-86	W
11/21/81	Dal	110-88	W	4/6/87*	Phx	118-110	W	3/25/94	Phx	99-94	W	3/17/01	Dal	99-109	L
1/9/82	Dal	101-105	L	12/11/87*	Dal	104-108	L	4/18/94	Dal	106-97	W	4/11/01	Phx	111-106	W
3/12/82	Phx	104-96	W	1/7/88	Phx	91-105	L	12/26/94	Phx	139-113	W	11/24/01	Dal	114-119	L
4/9/82	Dal	100-105	L	1/27/88	Phx	102-121	L	12/27/94	Dal	119-118	W	2/17/02	Phx	92-105	L
11/6/82	Dal	112-100	W	2/22/88	Dal	107-114	L	2/7/95	Dal	114-113	W	3/5/02	Dal	77-81	L
12/23/82	Phx	125-106	W	4/6/88	Dal	93-119	L	4/21/95	Phx	110-99	W	4/17/02	Phx	89-76	W
2/8/83	Phx	100-112	L	11/9/88	Phx	111-103	W	12/16/95*	Dal	111-108	W	11/2/02	Dal	83-97	L
3/8/83	Dal	99-120	L	1/6/89	Phx	120-111	W	1/12/96*	Phx	130-140	L	1/17/03	Phx	111-106	W
3/19/83*	Phx	115-112	W	2/3/89	Dal	117-121	L	3/3/96	Dal	121-114	W	3/22/03	Dal	95-102	L
10/29/83	Dal	103-120	L	4/12/89	Dal	109-94	W	4/19/96	Phx	123-103	W	4/9/03	Phx	112-89	W
11/19/83	Dal	107-116	L	1/4/90	Phx	119-102	W	1/13/97	Dal	105-98	W	11/26/03	Phx	121-90	W
2/11/84	Phx	108-89	W	1/17/90	Dal	108-88	W	2/23/97	Phx	86-88	L	3/8/04	Dal	90-103	L
2/11/84	Dal	123-129	L	3/2/90	Dal	102-108	L	3/2/97	Dal	110-101	W	3/13/04	Phx	90-113	L
4/12/84	Phx	119-118	W	4/3/90	Phx	117-111	W	3/15/97	Phx	101-76	W	4/3/04	Dal	103-124	L
11/3/84	Dal	105-93	W	12/18/90	Dal	114-95	W	12/18/97	Dal	89-75	W	11/16/04	Dal	107-101	W
12/28/84	Phx	111-125	L	12/26/90	Phx	115-88	W	1/2/98	Phx	92-85	W	2/17/05	Phx	113-119	L
1/16/85	Phx	98-95	W	3/20/91	Dal	110-96	W	2/17/98	Dal	95-77	W	2/26/05	Dal	124-123	W
2/15/85	Dal	126-103	W	4/12/91	Phx	103-91	W	3/15/98	Phx	100-90	W	11/1/05*	Phx	108-111	L
3/4/85	Phx	99-107	L	11/16/91	Dal	88-91	L	2/22/99	Phx	101-83	W	12/14/05	Dal	95-102	L
11/19/85	Dal	119-123	L	12/28/91	Phx	121-103	W	3/9/99	Dal	103-91	W	3/5/06	Dal	115-107	W
12/26/85	Phx	98-105	L	2/28/92	Dal	107-115	L	4/16/99	Phx	92-85	W	4/13/06	Phx	117-104	W
1/10/86	Dal	104-117	L	3/17/92	Phx	92-81	W	4/20/99	Dal	100-104	L	11/9/06	Phx	112-119	L

*Overtime **Double Overtime

Suns Players Career Statistics vs. Mavericks

PLAYER	G-GS	MIN	FG-FGA	PCT	3FG-FGA	PCT	FT-FTA	PCT	OFF	DEF	TOT	AST	PF-DQ	STL	TO	BLK	PTS	AVG	HI
Bledsoe	10-2	173	35-61	.574	5-10	.500	12-18	.667	8	19	27	26	16-0	14	29	2	87	8.7	29
Dragic	20-11	575	99-209	.474	21-60	.350	51-68	.750	22	43	65	101	47-0	28	37	5	270	13.5	28
Goodwin	2-0	17	3-8	.375	0-1	.000	2-2	1.000	4	0	4	0	1-0	0	4	0	8	4.0	6
Green	9-1	215	36-81	.444	12-27	.444	22-24	.917	9	21	30	9	20-0	9	12	4	106	11.8	25
Len	1-0	1	0-1	.000	0-0	—	0-0	—	0	0	0	0	1-0	0	0	0	0.0	0	0
Marc Morris	5-0	88	12-31	.387	6-15	.400	4-4	1.000	5	12	17	7	14-0	4	5	1	34	6.8	13
Mark Morris	11-3	273	32-83	.386	7-20	.350	20-23	.870	27	49	76	11	35-0	8	16	3	91	8.3	23
Plumlee	4-3	69	8-14	.571	0-0	—	0-1	.000	5	11	16	0	1-0	1	4	2	16	4.0	6
Randolph	1-0	9	0-0	—	0-0	—	1-2	.500	0	1	1	0	1-0	1	0	0	1.0	1	1
Thomas	9-7	258	49-118	.415	15-50	.300	25-26	.962	4	16	20	40	15-0	6	14	0	138	15.3	29
Tolliver	14-1	286	31-71	.437	18-37	.486	20-21	.952	24	44	68	8	26-0	2	9	2	100	7.1	22
Tucker	8-6	212	28-61	.459	7-12	.583	10-12	.833	15	32	47	16	12-0	11	11	1	73	9.1	17

Series Highlights & Top Performances

Phoenix has won 45 of the last 84 meetings... Dec. 6, 2012, **Markieff Morris** grabbed a career-high and Suns season-high 17 rebounds... Dec. 4, 2008, **Steve Nash** became the third player in franchise history to reach 4,000 assists in a Suns uniform (Kevin Johnson, Alvan Adams) when he dished out 10 assists... April 17, 2002, **Dan Majerle** hit a three-pointer on his final NBA field goal attempt to finish his Suns career with 800 three-pointers, which stood as a franchise record until Steve Nash surpassed the mark during the 2009-10 season... NBA records recorded during the series: **George McCloud** – both a Maverick and Sun during his career – tied an NBA-record with 10 threes (10-12) on December 16, 1995 as a Mav... Series high marks: **Larry Nance** grabbed 20 rebounds April 6, 1987, which was matched the next season by the Mavs **James Donaldson** on December 11, 1987... **Kevin Johnson** dished out 20 assists April 3, 1990, and Majerle connected on 8-14 treys January 30, 1993.

By The Numbers:

Suns vs. Dallas 2013-2014: 1-2

12/21/13 at Phoenix: Suns 123, Mavs 108

1/17/14 at Phoenix: Mavs 110, Suns 107

4/12/14 at Dallas: Mavs 101, Suns 98

All-Time Series Results:

Suns vs. Mavs at Phoenix: 46-24

Suns vs. Mavs at Dallas: 28-42

Suns vs. Mavs overall: 74-66

Suns largest margin of victory: 31 (121-90, 11/26/03)

Suns high point total: 138 (3/3/86**)

Suns low point total: 77 (3/5/02)

Mavs largest margin of victory: 30 (128-98, 4/1/86)

Mavs high point total: 140 (4/5/09, 1/12/96*)

Mavs low point total: 75 (12/18/97)

	HOME	AWAY
Suns last win:	12/21/13 (123-108)	4/10/13 (102-91)
Suns last loss:	1/17/14 (110-107)	4/12/14 (101-98)
Streaks:	Lost one	Lost one

Denver Nuggets



Pepsi Center
1000 Chopper Circle
Denver, CO 80204
(303) 405-1100
Fax: (303) 893-3203
www.nuggets.com

2014-2015 vs. Suns:

November 26 at Phoenix
 November 28 at Denver
 February 25 at Denver

2013-2014 Finish:

36-46 (.439)

Fourth in Northwest Division

Playoffs:

Did not qualify

Owner	E. Stanley Kroenke
President & Governor	Josh Kroenke
GM & Exec. VP of Basketball Operations	Tim Connelly
Head Coach	Brian Shaw
Assistant Coaches	Lester Conner Melvin Hunt Patrick Mutombo Noel Gillespie
Head Athletic Trainer	Dan Shimensky
Director of Media Relations	Tim Gelt
Media Relations Manager	Nick O'Hayre
Media Relations Coordinator	Cody Wise
Home Court	Pepsi Center (19,155, built in 1999)
Team Colors	Gold, Blue
Radio	KRWZ (950 AM) Jason Kosmicki
TV	Altitude Sports & Entertainment Chris Marlowe, Scott Hastings

2013-2014 Regular Season Stats – Suns vs. Nuggets

PLAYER	G-GS	MIN	FG-FGA	PCT	3FG-FGA	PCT	FT-FTA	PCT	OFF	DEF	TOT	AST	PF-DQ	STL	TO	BLK	PTS	AVG	HI
Mark Morris	4-0	133	26-50	.520	3-4	.750	27-36	.750	8	26	34	8	16-1	10	8	4	82	20.5	28
Green	4-3	110	26-54	.481	14-31	.452	10-12	.833	4	15	19	4	11-0	3	7	3	76	19.0	36
Dragic	3-3	107	19-41	.463	1-9	.111	14-21	.667	4	9	13	26	4-0	6	10	0	53	17.7	21
Bledsoe	2-2	66	10-20	.500	2-5	.400	5-6	.833	1	3	4	12	7-0	4	4	0	27	13.5	17
Frye	4-4	110	19-41	.463	9-19	.474	4-6	.667	4	24	28	3	12-0	4	5	4	51	12.8	30
Marc Morris	4-0	95	16-41	.390	8-21	.381	5-6	.833	4	9	13	6	7-0	5	6	1	45	11.3	14
Barbosa	2-0	45	7-20	.350	0-2	.000	1-2	.500	0	6	6	4	4-0	1	1	0	15	7.5	13
Tucker	4-4	116	6-27	.222	2-8	.250	16-18	.889	6	17	23	6	5-0	1	2	2	30	7.5	13
Plumlee	4-4	102	12-30	.400	0-0	—	5-12	.417	9	26	35	2	16-1	3	4	3	29	7.3	18
Smith	4-0	52	9-16	.563	1-1	1.000	2-3	.667	3	7	10	12	4-0	0	7	0	21	5.3	8
Len	2-0	26	3-7	.429	0-0	—	3-4	.750	6	3	9	0	3-0	0	2	2	9	4.5	9
Goodwin	2-0	13	2-4	.500	0-0	—	2-2	1.000	0	2	2	0	2-0	0	0	1	6	3.0	4
Christmas	1-0	11	1-4	.250	0-2	.000	0-0	—	0	0	0	1	2-0	0	0	0	2	2.0	2
SUNS	4	985	156-355	.439	40-102	.392	94-128	.734	49	147	196	84	93-2	37	57	20	446	111.5	117
PLAYER	G-GS	MIN	FG-FGA	PCT	3FG-FGA	PCT	FT-FTA	PCT	OFF	DEF	TOT	AST	PF-DQ	STL	TO	BLK	PTS	AVG	HI
Lawson	3-3	116	19-46	.413	2-11	.182	19-22	.864	2	8	10	25	10-0	4	12	0	59	19.7	29
Chandler	3-3	109	16-47	.340	7-27	.259	8-12	.667	4	15	19	6	10-1	1	2	0	47	15.7	17
Hamilton	2-2	58	11-19	.579	3-10	.300	1-1	1.000	4	9	13	0	1-0	3	5	1	26	13.0	19
Fournier	4-1	81	18-39	.462	7-14	.500	8-9	.889	4	11	15	5	11-0	2	4	0	51	12.8	25
Foye	3-3	100	12-35	.343	3-15	.200	6-8	.750	0	5	5	9	12-1	4	3	1	33	11.0	14
Hickson	4-3	113	16-35	.457	0-1	.000	10-18	.556	12	28	40	2	9-0	2	9	2	42	10.5	14
Randolph	4-0	97	13-29	.448	3-10	.300	13-15	.867	0	21	21	2	10-0	6	4	3	42	10.5	19
Faried	4-4	89	14-31	.452	0-0	—	9-12	.750	9	14	23	4	13-0	4	2	2	37	9.3	21
Arthur	3-0	67	10-23	.435	0-0	—	4-6	.667	3	7	10	2	12-1	1	6	5	24	8.0	10
Robinson	3-0	46	7-15	.467	1-6	.167	4-4	1.000	1	2	3	4	4-0	3	3	0	19	6.3	9
A. Miller	2-0	30	2-6	.333	0-0	—	8-8	1.000	0	2	2	8	2-0	1	1	0	12	6.0	6
Mozgov	4-0	62	6-16	.375	0-0	—	6-9	.667	4	19	23	1	5-0	1	5	1	18	4.5	8
McGee	1-1	12	1-4	.250	0-0	—	0-0	—	2	1	3	1	3-0	0	2	0	2	2.0	2
Q. Miller	1-0	5	0-1	.000	0-1	.000	0-0	—	0	1	1	1	0-0	0	0	0	0	0.0	0
NUGGETS	4	985	145-346	.419	26-95	.274	96-124	.774	45	143	188	70	102-3	31	60	15	412	103.0	107

Series Scores & Summary

Date	Site	Final	%	Date	Site	Final	%	Date	Site	Final	%	Date	Site	Final	%	Date	Site	Final	%
10/30/76	Den	107-113	L	3/27/82**	Den	134-140	L	1/11/88	Phx	127-115	W	4/12/94	Den	107-102	W	3/6/01	Den	93-82	W
12/28/76	Den	102-110	L	10/31/82	Den	110-114	L	2/20/88	Phx	128-108	W	12/23/94	Phx	126-110	W	10/30/01	Phx	96-99	L
2/6/77	Phx	115-104	W	11/18/82	Phx	107-118	L	3/4/88	Den	108-116	L	1/7/95	Den	109-100	W	12/15/01	Den	98-106	L
4/3/77	Phx	109-124	L	1/1/83	Den	125-127	L	4/11/88	Phx	119-123	L	1/10/95	Phx	129-113	W	12/29/01	Phx	109-92	W
11/27/77	Phx	115-87	W	3/22/83	Den	117-130	L	12/22/88	Den	126-118	W	4/4/95	Den	89-92	L	4/13/02	Den	94-88	L
12/28/77	Den	108-127	L	3/26/83	Phx	124-110	W	12/23/88	Phx	119-107	W	11/25/95	Phx	127-137	L	11/13/02	Phx	75-72	W
3/7/78	Den	126-112	W	11/26/83	Den	104-107	L	1/28/89	Den	138-142	L	12/8/95	Den	98-103	L	11/23/02	Phx	79-80	L
4/6/78	Phx	105-111	L	12/26/83*	Phx	140-133	W	1/30/89	Phx	126-100	W	12/29/95	Phx	103-92	W	4/1/03	Phx	95-65	W
10/25/78	Den	104-108	L	2/24/84	Phx	100-117	L	1/14/89	Den	132-135	L	3/7/96	Den	92-103	L	4/8/03	Den	98-78	W
11/10/78	Phx	132-150	W	3/20/84	Phx	146-120	W	11/13/90	Den	119-111	W	11/26/96	Den	108-117	L	11/25/03	Den	80-110	L
12/28/78	Den	106-102	W	4/8/84	Den	126-121	L	2/27/90	Phx	120-101	W	12/23/96*	Phx	109-112	L	1/13/04	Phx	92-105	L
3/2/79	Phx	105-119	L	11/13/84	Den	110-122	L	3/14/90	Phx	138-108	W	1/14/97	Phx	119-101	W	12/1/04	Den	92-97	L
11/11/79	Phx	116-91	W	1/28/85	Den	100-128	L	11/10/90	Phx	173-143	W	4/4/97	Den	112-113	W	4/7/04	Phx	96-111	L
11/24/79	Den	115-101	W	2/5/85	Phx	108-103	W	12/15/90	Den	142-134	W	12/20/97	Den	102-81	W	12/20/04	Den	107-105	W
1/15/80	Den	107-99	W	2/4/85	Den	107-117	L	2/5/91	Phx	126-103	W	1/23/98	Phx	93-77	W	3/13/05	Den	106-101	W
1/30/80	Phx	122-114	W	4/4/85	Phx	103-110	L	4/16/91	Den	153-118	W	3/10/98	Den	100-76	W	3/28/05	Phx	123-114	W
2/28/80	Den	112-121	L	10/29/85	Phx	127-142	L	11/20/91	Phx	113-97	W	4/15/98	Phx	96-89	W	4/18/05	Phx	128-114	W
3/23/80	Phx	118-102	W	2/14/86	Phx	112-95	W	12/18/91	Den	109-123	L	2/7/99	Phx	115-108	W	12/2/05	Phx	102-97	W
10/24/80	Den	117-94	W	2/25/86	Den	99-112	L	1/8/92	Phx	135-114	W	2/15/99	Den	115-106	W	10/06/06	Phx	137-139	L
11/23/80	Phx	131-113	W	4/7/86	Phx	123-131	L	3/26/92	Den	121-101	W	4/29/99	Den	98-87	W	2/15/06	Den	116-101	W
12/81	Den	133-132	W	4/10/86	Den	113-115	L	12/23/92	Den	111-96	W	11/2/99*	Den	102-107	L	3/25/06	Phx	107-96	W
1/4/81	Phx	128-102	W	11/22/86	Den	120-132	L	12/27/92	Phx	129-88	W	1/16/00	Phx	113-100	W	12/20/06	Den	112-108	W
2/18/81	Den	126-127	L	12/12/86	Den	116-128	L	4/9/93	Phx	98-97	W	1/21/00	Den	101-99	W	2/5/07	Den	113-108	W
11/10/81	Den	109-166	W	12/13/86	Phx	123-110	W	4/25/93	Den	118-120	L	2/22/00	Phx	86-67	L	3/7/07	Den	107-131	L
12/18/81	Phx	137-108	W	1/10/87*	Den	122-127	L	11/24/93	Phx	139-97	W	11/4/00	Den	102-99	W	3/8/07	Phx	125-108	W
2/26/82	Phx	131-122	W	2/5/87	Phx	113-100	L	12/23/93	Den	95-121	L	12/23/00	Phx	102-93	L	1/7/08	Phx	137-115	W
3/17/82*	Phx	133-135	L	12/22/87	Den	104-119	L	4/3/94	Phx	108-98	W	3/3/01	Phx	97-82	W	3/5/08	Den	113-126	L

*Overtime **Double Overtime ▲Triple Overtime +postponed due to severe weather conditions, made up 2/5/07

Suns Players Career Statistics vs. Nuggets

PLAYER	G-GS	MIN	FG-FGA	PCT	3FG-FGA	PCT	FT-FTA	PCT	OFF	DEF	TOT	AST	PF-DQ	STL	TO	BLK	PTS	AVG	HI
Bledsoe	11-4	243	40-76	.526	7-19	.368	20-27	.741	9	16	25	46	26-0	18	27	2	107	9.7	20
Dragic	17-7	416	65-147	.442	20-50	.400	41-57	.719	17	26	43	89	38-0	20	32	0	191	11.2	21
Goodwin	2-0	13	2-4	.500	0-0	—	2-2	1.000	0	2	2	0	2-0	0	0	1	6	3.0	4
Green	13-5	233	44-105	.419	21-52	.404	15-18	.833	10	23	33	9	28-0	6	12	9	124	9.5	36
Len	2-0	26	3-7	.429	0-0	—	3-4	.750	6	3	9	0	3-0	0	2	2	9	4.5	9
Marc Morris	10-1	201	33-84	.393	12-34	.353	9-16	.563	8	29	37	13	21-0	8	10	3	87	8.7	16
Mark Morris	10-2	261	44-98	.449	7-14	.500	35-46	.761	18	40	58	19	40-2	19	13	6	130	13.0	28
Plumlee	4-4	102	12-30	.400	0-0	—	5-12	.417	9	26	35	2	16-1	3	4	3	29	7.3	18
Randolph	3-0	11	1-2	.500	0-0	—	1-1	1.000	1	2	3	0	1-0	0	0	1	3	1.0	3
Thomas	10-6	304	51-118	.432	16-45	.356	43-51	.843	7	20	27	54	23-0	13	31	2	161	16.1	33
Tolliver	12-2	245	19-66	.288	12-46	.261	4-4	1.000	12	29	41	9	20-0	4	1	3	54	4.5	10
Tucker	7-5	165	10-38	.263	4-12	.333	20-22	.909	12	24	36	8	6-0	4	4	3	44	6.3	14

Series Highlights & Top Performances

Phoenix swept the season series and have won 42 of the last 65 meetings, including 15 of the last 18 games at US Airways Center... November 8, 2013, **Markieff Morris** scored a career-high 28 points (10-13 FG) and 10 rebounds... Phoenix held Denver to 65 points on April 1, 2003, tied for the lowest ever total by a Suns opponent (Chicago vs. Phoenix, 3/6/75). The Nuggets' .263 field goal percentage was also a Suns opponent low and a Nuggets franchise low... **Clifford Robinson** hit for a career-high 50 total points and 23 first-quarter points on January 16, 2000... November 10, 1990 in Phoenix, the Suns set an NBA record for points in a game in a 173-143 victory (**Kevin Johnson** had 23 points, 17 assists)... December 26, 1983 in Phoenix, Suns forward **Maurice Lucas** grabbed a season-best 25 rebounds.

By The Numbers:

Suns vs. Denver 2013-2014: 4-0

11/8/13 at Phoenix: Suns 114, Nuggets 103

12/20/13 at Denver: Suns 103, Nuggets 99

1/19/14 at Phoenix: Suns 117, Nuggets 103

2/18/14 at Denver: Suns 112, Nuggets 107 ot

Suns largest margin of victory: 41 (129-88, 12/27/92)

Suns high point total: 173 (11/10/90)

Suns low point total: 75 (11/13/02)

Nuggets largest margin of victory: 34 (132-98, 1/11/11)

Nuggets high point total: 150 (1/10/78)

Nuggets low point total: 65 (4/1/03)

All-Time Series Results:

Suns vs. Nuggets at Phoenix: 58-20

Suns vs. Nuggets at Denver: 33-46

Suns vs. Nuggets overall: 91-66

HOME

Suns last win: 1/19/14 (117-103)

Suns last loss: 3/11/13 (108-93)

Streaks: Won two

AWAY

2/18/14 (112-107*)

4/17/13 (118-98)

Won two

Detroit Pistons



6 Championship Drive
Auburn Hills, MI 48326
(248) 377-0100
Fax: (248) 377-3260
www.pistons.com

2014-2015 vs. Suns:

November 19 at Detroit
December 12 at Phoenix

2013-2014 Finish:

29-53 (.354)

Fourth in Central Division

Playoffs:

Did not qualify

Principal Owner	Tom Gores
President & CEO	Dennis Mannion
Head Coach & Pres. of Basketball Operations	Stan Van Gundy
General Manager	Jeff Bower
Assistant Coaches	Bob Beyer, Brendan Malone, Malik Allen, Tim Hardaway, Chales Klask
Head Athletic Trainer	Jon Ishop
Vice President, Public Relations	Kevin Grigg
Director, Public Relations	Cletus Lewis
Public Relations Coordinators	Michelle Fikany, Michael Horan
Home Court	The Palace of Auburn Hills (21,165, built in 1988)
Team Colors	Red, White, Blue
Radio	WMGC (105.1 FM) George Blaha, Mark Champion, Rick Mahorn
TV	FS Detroit (Cable) George Blaha, Greg Kelsier

2013-2014 Regular Season Stats – Suns vs. Pistons

PLAYER	G-GS	MIN	FG-FGA	PCT	3FG-FGA	PCT	FT-FTA	PCT	OFF	DEF	TOT	AST	PF-DQ	STL	TO	BLK	PTS	AVG	HI
Bledsoe	1-1	38	8-16	.500	1-5	.200	6-9	.667	0	5	5	5	2-0	2	5	0	23	23.0	23
Dragic	2-2	67	10-21	.476	4-6	.667	11-16	.688	2	4	6	13	4-0	1	6	0	35	17.5	20
Tucker	2-2	70	10-21	.476	6-11	.545	4-5	.800	4	8	12	2	7-0	1	2	1	30	15.0	17
Green	2-1	56	9-29	.310	2-12	.167	7-9	.778	0	11	11	2	5-0	1	1	2	27	13.5	15
Frye	2-2	57	8-20	.400	5-14	.357	2-4	.500	1	6	7	2	4-0	4	1	1	23	11.5	21
Plumlee	2-2	47	10-15	.667	0-0	—	3-3	1.000	4	5	9	2	4-0	2	1	1	23	11.5	12
Barbosa	1-0	20	3-9	.333	1-3	.333	2-2	1.000	0	2	2	4	1-0	2	0	1	9	9.0	9
Marc. Morris	2-0	43	5-13	.385	1-6	.167	7-8	.875	5	5	10	0	5-0	3	2	0	18	9.0	17
Mark. Morris	2-0	40	6-13	.462	1-2	.500	3-4	.750	0	9	9	5	4-0	1	3	1	16	8.0	16
Smith	2-0	23	1-7	.143	0-1	.000	0-0	—	0	6	6	6	2-0	2	1	0	2	1.0	2
Len	2-0	20	0-3	.000	0-0	—	0-0	—	4	3	7	0	6-0	0	1	3	0	0.0	0
SUNS	2	480	70-167	.419	21-60	.350	45-60	.750	20	64	84	41	44-0	19	25	10	206	103.0	108

PLAYER	G-GS	MIN	FG-FGA	PCT	3FG-FGA	PCT	FT-FTA	PCT	OFF	DEF	TOT	AST	PF-DQ	STL	TO	BLK	PTS	AVG	HI
Smith	2-2	81	18-35	.514	2-6	.333	2-11	.182	1	20	21	7	6-0	1	5	1	40	20.0	25
Monroe	2-2	59	12-30	.400	0-0	—	12-18	.667	11	9	20	9	7-1	2	3	2	36	18.0	20
Stuckey	2-0	52	13-27	.481	2-3	.667	3-3	1.000	2	6	8	4	6-0	0	4	0	31	15.5	23
Drummond	2-2	64	10-16	.625	0-0	—	6-14	.429	9	20	29	0	3-0	4	3	6	26	13.0	13
Bynum	2-0	55	10-22	.455	0-2	.000	4-4	1.000	1	5	6	10	8-0	3	6	0	24	12.0	16
Singler	2-1	60	7-20	.350	1-6	.167	0-0	—	7	7	14	2	4-0	2	8	1	15	7.5	9
Caldwell-Pope	2-1	36	6-10	.600	1-4	.250	0-0	—	0	3	3	1	3-0	0	0	0	13	6.5	9
Villanueva	1-0	8	2-5	.400	1-4	.250	0-0	—	0	2	2	1	1-0	0	0	0	5	5.0	5
Jennings	2-2	57	4-16	.250	0-6	.000	0-0	—	3	6	9	20	6-0	1	5	0	8	4.0	8
Jerebko	1-0	9	1-3	.333	0-2	.000	2-3	.667	0	0	0	0	2-0	2	0	0	4	4.0	4
PISTONS	2	480	83-184	.451	7-33	.212	29-53	.547	34	78	112	54	46-1	15	35	10	202	101.0	110

Series Scores & Summary

Date	Site	Final	W/L	Date	Site	Final	W/L	Date	Site	Final	W/L	Date	Site	Final	W/L	
11/10/68	Phx	130-128	W	12/6/72	Det	105-114	W	1/13/78	Phx	111-100	W	11/18/88	Phx	105-121	L	
11/14/68	Tucson	109-111	L	1/3/73	Det	105-119	L	2/1/78	Det	120-127	L	12/28/88	Det	100-106	L	
11/27/68	Det	111-125	L	1/10/73	Phx	123-121	W	3/1/78	Phx	102-115	L	11/29/89	Phx	103-111	L	
12/14/68	Det	123-118	W	2/7/73	Det	107-113	L	11/18/78	Det	119-105	W	1/26/90	Det	103-107	L	
2/14/69	Det	123-128	L	3/10/73	Phx	110-117	L	11/30/78	Phx	119-109	W	1/18/91	Phx	103-102	W	
3/17/69	Phx	95-119	L	10/24/73	Phx	99-115	L	1/18/79	Det	97-87	W	2/3/91	Det	112-97	W	
11/9/69	Phx	140-129	W	11/2/73	Det	107-114	L	4/1/79	Phx	116-105	W	12/10/91	Phx	102-93	W	
12/7/69	Phx	113-118	L	11/21/73	Det	104-107	L	12/15/79	Phx	126-105	W	12/30/91	Det	110-103	W	
12/20/69	Det	113-114	L	12/1/73	Phx	109-121	L	2/21/80	Det	125-116	W	1/25/93	Det	121-119	W	
1/3/70	Phx	114-109	W	2/8/74	Phx	94-99	L	10/31/80*	Det	103-98	W	3/19/93	Phx	127-97	W	
2/13/70	Det	120-132	L	2/23/74	Det	107-119	L	12/23/80	Phx	113-104	W	12/2/93	Det	102-101	W	
2/26/70	Det	131-123	W	10/23/74	Phx	100-90	W	1/7/82	Det	110-94	W	3/18/94	Phx	113-114	L	
10/17/70	Phx	107-110	L	11/20/74	Det	114-106	W	1/23/82	Phx	113-90	W	12/2/94	Det	97-107	L	
11/15/70	Phx	108-104	W	1/18/75	Det	77-86	L	12/30/82	Phx	115-98	W	3/14/95	Phx	116-109	W	
11/19/70	Det	110-112	L	3/27/75	Phx	79-91	L	10/1-112	L	3/1/96	Phx	97-102	L	11/16/08	Phx	104-86
12/17/70*	Phx	117-114	W	1/18/76	Det	122-118	W	1/4/84	Det	114-128	L	3/13/96	Det	115-118	L	
2/27/71	Det	124-117	W	2/11/76	Phx	123-94	W	3/24/84	Phx	109-120	L	1/20/97	Phx	89-86	W	
3/9/71	Det	114-108	W	2/18/76	Det	94-105	L	2/18/85	Det	103-122	L	2/2/97	Det	106-97	W	
10/22/71	Phx	109-116	L	2/29/76	Det	109-98	W	3/26/85	Phx	93-119	L	12/3/97Δ	Det	103-108	L	
11/18/71	Det	126-128	L	3/18/76	Phx	106-100	W	3/10/86	Det	120-109	W	3/5/98	Phx	102-93	W	
11/25/71	Phx	122-103	W	1/5/77	Det	115-118	L	3/21/86	Phx	105-103	W	2/19/99	Phx	93-101	L	
12/17/71	Phx	123-102	W	1/13/77	Phx	131-101	W	11/2/86	Det	100-108	L	12/14/99	Phx	114-104	W	
2/20/72	Det	121-107	W	2/20/77	Det	107-109	L	1/26/87*	Phx	120-118	W	3/31/00	Det	98-97	W	
3/7/72	Det	129-121	W	4/1/77	Phx	133-116	W	3/11/88	Det	88-116	L	12/19/00	Phx	84-89	L	
11/23/72	Phx	128-122	W	12/7/77*	Det	113-107	W	3/26/88	Phx	103-108	L	1/24/01	Det	106-73	W	

*Overtime **Double Overtime ΔTriple Overtime

Suns Players Career Statistics vs. Pistons

PLAYER	G-GS	MIN	FG-FGA	PCT	3FG-FGA	PCT	FT-FTA	PCT	OFF	DEF	TOT	AST	PF-DQ	STL	TO	BLK	PTS	AVG	HI
Bledsoe	4-3	127	21-38	.553	3-11	.273	12-15	.800	3	10	13	19	7-0	4	13	1	57	14.3	23
Dragic	11-4	234	33-74	.446	12-24	.500	20-29	.690	5	18	23	46	26-0	10	21	2	98	8.9	20
Green	10-3	181	31-86	.360	10-32	.313	11-15	.733	2	18	20	8	13-0	3	8	3	83	8.3	24
Len	2-0	20	0-3	.000	0-0	—	0-0	—	4	3	7	0	6-0	0	1	3	0	0.0	0
Marc. Morris	4-1	88	14-30	.467	1-8	.125	7-10	.700	11	14	25	1	9-0	5	4	0	36	9.0	17
Mark. Morris	5-1	97	15-40	.375	3-6	.500	3-4	.750	5	12	17	8	11-0	3	8	2	36	7.2	16
Plumlee	3-2	50	10-15	.667	0-0	—	3-3	1.000	6	6	12	2	4-0	2	2	1	23	7.7	12
Randolph	4-1	73	5-11	.455	0-0	—	8-10	.800	6	16	22	4	6-0	1	5	4	18	4.5	9
Thomas	6-5	178	34-65	.523	10-23	.435	20-28	.714	4	12	16	27	9-0	3	19	1	98	16.3	21
Tolliver	9-0	213	21-49	.429	11-29	.379	7-10	.700	8	24	32	12	12-0	5	8	4	60	6.7	19
Tucker	4-2	106	11-26	.423	6-13	.462	6-9	.667	5	13	18	2	10-0	2	3	3	34	8.5	17

Series Highlights & Top Performances

The Suns have won 26 of the last 46 meetings... December 31, 2006, the Suns defeated the Pistons 108-101 in Detroit on the final day the NBA used the synthetic ball before changing back to the leather ball... February 12, 2002, Phoenix held Detroit to a series-low 71 points – the fewest the Pistons ever scored at home – in a 99-71 victory... The Suns held the Pistons to an opponent-low .298 (29-94 FG) from the field in a 106-73 rout on January 24, 2001 in Detroit... The margin of victory was also a series high... March 9, 1971 in Detroit, **Dave Bing** scored a series-high 49 points (later matched by Sun **Paul Westphal** on February 21, 1980 in Detroit)... April 1, 1979 in Phoenix, **Kevin Porter** dished out a Suns opponent-record 25 assists... In the first-ever meeting November 10, 1968 in Phoenix, Piston **Dave DeBusschere** grabbed a series-best 25 rebounds.

By The Numbers:

Suns vs. Detroit 2013-2014: 1-1

1/11/14 at Detroit: Pistons 110, Suns 108

3/21/14 at Phoenix: Suns 98, Pistons 92

All-Time Series Results:

Suns vs. Pistons at Phoenix: 37-25

Suns vs. Pistons at Detroit: 27-34

Suns vs. Pistons overall: 64-59

Suns largest margin of victory: 33 (106-73, 1/24/01)

Suns high point total: 140 (11/9/69)

Suns low point total: 74 (1/22/11)

Pistons largest margin of victory: 40 (117-77, 11/28/12)

Pistons high point total: 132 (2/13/70*)

Pistons low point total: 71 (2/12/02)

	HOME	AWAY
Suns last win:	3/21/14 (98-92)	4/2/10 (109-94)
Suns last loss:	2/24/08 (116-86)	1/11/14 (110-108)
Streaks:	Won six	Lost three

Golden State Warriors



1011 Broadway
Oakland, CA 94607
(510) 986-2200
Fax: (510) 638-9738
www.warriors.com

2014-2015 vs. Suns:

November 9 at Phoenix
January 31 at Golden State
March 9 at Phoenix
April 2 at Golden State

2013-2014 Finish:

51-31 (.622)

Second in Pacific Division

Playoffs:

Lost to L.A. Clippers 4-3

Co-Executive Chairman & CEO

Joe Jacob

Co-Executive Chairman

Peter Guber

President & COO

Rick Welts

General Manager

Bob Myers

Head Coach

Steve Kerr

Associate Head Coach

Alvin Gentry

Assistant Coaches

Ron Adams, Luke Walton,
Jarron Collins, Bruce Fraser

Head Athletic Trainer

JoHann Wang

Vice President, Communications

Raymond Ridder

Senior Director, Public Relations

Dan Martinez

Manager, Public Relations

Brett Winkler

Assistant, Public Relations

Matt de Nesnera

Home Court

Oracle Arena (19,596 built in 1997)

Team Colors

Warriors Royal Blue, California Golden Yellow

Radio

KNBR (680/1050 AM) Tim Roye, Tom Tolbert

TV

Comcast SportsNet Bay Area (Cable)
Bob Fitzgerald, Jim Barnett

2013-2014 Regular Season Stats – Suns vs. Warriors

PLAYER	G-GS	MIN	FG-FGA	PCT	3FG-FGA	PCT	FT-FTA	PCT	OFF	DEF	TOT	AST	PF-DQ	STL	TO	BLK	PTS	AVG	HI
Dragic	4-4	143	27-47	.574	13-14	.929	20-26	.769	0	5	5	23	13-0	9	12	0	87	21.8	34
Green	4-2	121	25-49	.510	7-17	.412	10-13	.769	5	12	17	4	9-0	3	6	2	67	16.8	25
Bledsoe	2-2	59	10-25	.400	2-5	.400	9-13	.692	1	7	8	8	6-0	3	8	0	31	15.5	24
Frye	4-4	118	22-45	.489	9-19	.474	5-6	.833	3	13	16	8	14-0	1	10	0	58	14.5	20
Tucker	4-4	128	13-28	.464	4-11	.364	15-17	.882	11	31	42	1	13-0	12	4	0	45	11.3	16
Marc. Morris	4-0	96	15-35	.429	2-15	.133	11-13	.846	3	14	17	5	11-0	4	6	1	43	10.8	14
Plumlee	4-3	80	12-28	.429	0-0	—	5-5	1.000	9	19	28	3	5-0	1	4	3	29	7.3	12
Mark. Morris	4-0	84	10-35	.286	1-6	.167	5-6	.833	4	13	17	4	9-0	3	9	3	26	6.5	10
Barbosa	1-0	23	2-4	.500	0-1	.000	2-2	1.000	0	0	0	0	2-0	1	0	0	6	6.0	6
Christmas	1-0	17	1-4	.250	0-3	.000	3-4	.750	1	1	2	0	2-0	0	0	1	5	5.0	5
Kravtsov	1-0	10	2-3	.667	0-0	—	1-2	.500	2	1	3	1	0-0	0	0	1	5	5.0	5
Smith	3-0	44	7-16	.438	0-0	—	0-0	—	3	7	10	8	4-0	1	2	0	14	4.7	8
Len	1-1	15	0-0	—	0-0	—	3-4	.750	0	3	3	1	2-0	0	1	1	3	3.0	3
Randolph	1-0	3	0-0	—	0-0	—	1-2	.500	0	1	1	0	0-0	0	0	0	1	1.0	1
Goodwin	2-0	19	0-4	.000	0-1	.000	1-2	.500	0	3	3	0	2-0	0	2	0	1	0.5	1
SUNS	4	960	146-323	.452	38-92	.413	91-115	.791	42	130	172	66	92-0	37	67	12	421	105.3	122

PLAYER	G-GS	MIN	FG-FGA	PCT	3FG-FGA	PCT	FT-FTA	PCT	OFF	DEF	TOT	AST	PF-DQ	STL	TO	BLK	PTS	AVG	HI
Curry	4-4	147	30-70	.429	9-28	.321	21-25	.840	4	19	23	41	8-0	4	16	0	90	22.5	30
Lee	3-3	99	25-46	.543	0-0	—	11-14	.786	10	19	29	8	13-0	0	11	0	61	20.3	26
Thompson	4-4	138	31-56	.554	10-19	.526	7-10	.700	1	13	14	9	17-0	2	3	1	79	19.8	22
Barnes	4-1	134	18-40	.450	6-10	.600	7-10	.700	6	10	16	8	8-0	7	2	2	49	12.3	23
Iguodala	3-3	100	10-19	.526	4-6	.667	3-7	.429	6	10	16	6	3-0	4	5	0	27	9.0	12
Crawford	2-0	23	7-15	.467	1-4	.250	2-2	1.000	1	2	3	0	1-0	2	1	0	17	8.5	10
Green	4-1	93	13-25	.520	3-9	.333	5-6	.833	4	15	19	8	14-1	1	9	3	34	8.5	13
Blake (TOT)	2-1	59	6-11	.545	2-4	.500	2-4	.500	0	8	8	12	2-0	2	5	0	16	8.0	9
Blake (GS)	1-0	20	3-4	.750	1-2	.500	0-2	.000	0	3	3	2	1-0	0	1	0	7	7.0	7
Bogut	3-3	73	10-16	.625	0-0	—	1-6	.167	3	18	21	2	7-0	2	6	6	21	7.0	9
Douglas	2-0	20	4-7	.571	1-4	.250	4-6	.667	0	1	1	3	6-0	1	3	0	13	6.5	7
O'Neal	2-1	38	4-13	.308	0-0	—	5-6	.833	4	2	6	3	5-0	1	2	1	13	6.5	11
Speights	3-0	35	6-13	.462	1-2	.500	2-2	1.000	4	6	10	1	5-0	0	2	1	15	5.0	8
Armstrong	1-0	8	1-1	1.000	0-0	—	2-4	.500	2	2	4	1	2-0	1	2	1	4	4.0	4
Nedovic	1-0	6	1-3	.333	1-1	1.000	0-0	—	1	1	2	0	0-0	0	0	0	3	3.0	3
Bazemore	3-0	26	2-6	.333	0-4	.000	2-4	.500	1	7	8	2	3-0	2	2	0	6	2.0	4
Kuzmick	1-0	0	0-0	—	0-0	—	0-0	—	0	0	0	0	0-0	0	0	0	0	0.0	0
WARRIORS	4	960	165-334	.494	37-89	.416	72-104	.692	47	128	175	94	93-1	27	65	15	439	109.8	115

Series Scores & Summary

Date	Site	Final	W/L	Date	Site	Final	W/L	Date	Site	Final	W/L	Date	Site	Final	W/L	Date	Site	Final	W/L
10/22/68	S.F.	101-109	L	2/6/75	G.S.	96-105	L	1/12/82	Phx	133-121	W	4/19/88	Phx	122-107	W	12/7/05	G.S.	118-110	W
11/4/68	Phx	108-119	L	2/25/75	G.S.	111-97	W	2/3/82	Phx	88-90	L	11/5/88	G.S.	104-117	L	1/27/06	Phx	112-99	W
12/4/68	Phx	126-97	L	2/28/75	Phx	102-96	W	3/23/82	G.S.	91-95	L	11/11/88	Phx	141-103	W	1/24/06	G.S.	102-110	L
12/22/68	S.F.	118-119	L	3/5/75	G.S.	103-133	L	11/30/82	G.S.	98-110	L	3/17/89	Phx	110-105	W	11/20/06	G.S.	113-110	W
1/26/69	Phx	93-117	L	4/4/75	Phx	99-128	L	12/16/82	Phx	94-98	L	1/19/89	G.S.	124-130	L	12/15/06	Phx	105-101	W
3/1/69	S.F.	119-118	W	11/29/75	G.S.	100-112	L	2/6/83	G.S.	109-92	W	2/21/89	Phx	139-121	W	1/7/07	Phx	128-105	W
12/13/70	S.F.	123-138	L	12/27/75	Phx	115-94	W	3/4/83	Phx	109-102	W	3/23/89	G.S.	154-124	W	3/28/07	G.S.	118-124	L
1/24/70	S.F.	109-99	W	1/17/76	Phx	110-134	L	4/5/83	Phx	126-106	W	11/3/89	Phx	136-106	W	11/26/07	G.S.	114-129	L
3/30/70	S.F.	116-125	L	1/8/76	G.S.	113-129	L	4/12/83	G.S.	115-108	W	2/16/90	Phx	135-114	W	2/13/08	G.S.	118-120	L
2/6/70	Phx	122-117	W	2/6/76	Phx	118-111	W	11/10/83	G.S.	104-99	W	2/18/90	G.S.	131-113	W	3/13/08	Phx	123-115	W
3/1/70	S.F.	97-101	L	4/5/76	G.S.	106-111	L	11/13/83	Phx	113-98	W	4/16/90	G.S.	141-129	W	4/14/08	Phx	122-116	W
3/17/70	Phx	123-122	W	11/18/76	G.S.	111-131	L	12/20/83	G.S.	109-99	W	2/28/90	Phx	122-106	W	2/4/09	G.S.	112-124	L
12/5/70	S.F.	105-100	W	1/20/77	G.S.	103-107	L	12/28/83	Phx	128-105	W	11/7/90	Phx	129-119	W	3/31/99	Phx	115-105	W
12/15/70	Phx	123-129	L	2/4/77	Phx	106-109	L	2/4/84	G.S.	104-107	L	1/12/91	G.S.	127-118	W	12/26/99	Phx	108-88	W
12/21/71	S.F.	122-116	W	3/4/77	Phx	87-101	L	3/29/84	Phx	124-119	W	4/5/91	G.S.	101-118	L	3/19/00	G.S.	99-82	W
1/31/71	Phx	102-81	W	10/18/77	Phx	106-83	W	10/26/84	G.S.	122-114	W	4/9/91	Phx	129-106	W	3/26/00	Phx	99-82	W
12/4/71	Phx	105-117	L	1/20/78	G.S.	104-119	L	12/1/84	Phx	115-103	W	11/12/91	G.S.	116-119	W	4/19/00	G.S.	99-88	W
12/4/71	G.S.	128-92	W	2/17/78	G.S.	92-111	L	12/8/84	G.S.	102-98	W	11/19/92	Phx	130-118	W	10/31/00	G.S.	94-96	L
12/5/71	Phx	120-87	W	4/2/78	Phx	105-99	W	3/9/85	Phx	115-118	L	2/21/92	G.S.	115-123	L	11/24/00	Phx	104-74	W
12/12/72	G.S.	100-111	L	10/15/78	Phx	129-110	W	3/23/85	G.S.	109-123	L	4/2/92	Phx	109-105	W	1/19/01	Phx	95-103	L
2/4/72	Phx	113-105	W	10/18/78	G.S.	W	4/14/85	Phx	124-111	W	4/11/92	G.S.	125-134	L	2/13/01	G.S.	93-83	W	
3/18/72	G.S.	116-134	L	12/27/78	Phx	108-116	L	11/16/85	G.S.	105-118	L	11/1/01	G.S.	107-101	W	2/10/11	Phx	112-88	W
11/28/72	G.S.	102-110	L	3/25/79	G.S.	111-99	W	12/11/85	G.S.	123-113	L	11/26/92	G.S.	131-134	L	12/31/01	Phx	110-93	W
12/1/72	Phx	115-106	W	10/17/79	Phx	97-89	W	12/21/85	G.S.	125-114	W	11/27/92	Phx	108-104	W	2/10/02	Phx	104-86	W
11/23/72	Phx	107-108	L	10/24/79	G.S.	102-108	W	2/4/86	Phx	127-118	W	12/1/93	G.S.	122-100	W	2/2/02	G.S.	98-97	W
11/3/73	G.S.	116-110	W	11/18/79	Phx	95-99	L	3/16/86	G.S.	112-130	L	3/10/93	Phx	111-100	W	11/30/02	G.S.	99-100	L
3/23/73	Phx	125-124	W	1/5/80	Phx	113-100	W	4/2/86	Phx	110-101	W	11/16/93	G.S.	116-104	W	2/10/03	Phx	116-107	W
10/23/73	G.S.	120-110	W	1/6/80	Phx	96-99	L	12/15/86	Phx	122-101	W	4/25/93	G.S.	129-113	L	3/11/03	Phx	116-113	L
10/14/73	Phx	95-120	L	3/12/80	G.S.	122-113	W	12/19/86	Phx	122-107	W	10/1/94	Phx	122-107	W	4/11/03	Phx	117-101	W
10/23/73	G.S.	109-121	L	10/10/80	Phx	121-107	L	1/4/87	G.S.	104-101	W	11/7/94	G.S.	99-104	L	11/10/03	G.S.	99-96	W
12/5/73	Phx	103-97	W	11/15/80	G.S.	108-119	L	1/28/87	Phx	131-104	W	3/3/94	G.S.	107-120	L	11/28/03	Phx	83-92	L
11/7/74	Phx	120-127	L	11/29/80	G.S.	113-108	W	3/21/87	Phx	102-105	L	12/12/94	Phx	96-84	W	1/16/04	Phx	104-93	W
2/10/74	Phx	105-121	L	12/1/81	Phx	106-88	W	4/5/87	G.S.	115-116	W	2/17/95	Phx	129-119	W	8/11/04	G.S.	99-110	L
2/26/74	G.S.	100-120	L	2/17/81	Phx	118-109	W	11/10/87	Phx	123-109	W	3/5/95	G.S.	122-112	W	12/7/04	Phx	118-104	W
3/24/74	Phx	134-121	W	3/21/81	G.S.	105-114	L	11/11/87	G.S.	115-130	L	3/12/95	Phx	117-124	L	2/13/05	G.S.	106-102	W
11/7/74	Phx	106-116	L	12/18/81	G.S.	127-134	L	3/16/88	G.S.	118-112	L	4/4/95	G.S.	114-122	L	3/18/05	Phx	100-110	L
12/5/74	Phx	108-106	W	12/18/81	Phx	118-103	W	3/30/88	Phx	123-105	W	11/27/95	Phx	112-109	W	4/8/05	G.S.	119-117	W
12/23/74	G.S.	94-111	L	12/26/81	G.S.	96-112	L	4/8/88	G.S.	111-112	L	11/19/96	G.S.	111-106	W	11/12/05	Phx	101-86	W

*Overtime # San Francisco Warriors

Suns Players Career Statistics vs. Warriors

PLAYER	G-GS	MIN	FG-FGA	PCT	3FG-FGA	PCT	FT-FTA	PCT	OFF	DEF	TOT	AST	PF-DQ	STL	TO	BLK	PTS	AVG	HI
Bledsoe	13-2	247	32-81	.395	4-15	.267	15-21	.714	12	17	29	38	21-0	18	17	4	83	6.4	24
Dragic	20-10	520	93-174	.534	38-61	.623	62-80	.775	7	34	41	94	43-0	32	45	2	286	14.3	34
Goodwin	2-0	19	0-4	.000	0-1	.000	1-2	.500	0	3	3	0	2-0	0	2	0	1	0.5	1
Green	12-3	268	52-100	.520	18-40	.450	19-23	.826	9	33	42	15	27-0	7	18	3	141	11.8	25
Len	1-1	15	0-0	—	0-0	—	3-4	.750	0	3	3	1	2-0	0	1	1	3	3.0	3
Marc. Morris	9-0	164	31-67	.463	7-30	.233	13-15	.867	6	22	28	6	19-0	6	12	2	82	9.1	14
Mark. Morris	11-1	213	30-86	.349	5-22	.227	9-12	.750	13	38	51	11	28-0	6	13	5	74	6.7	16
Plumlee	4-3	80	12-28	.429	0-0	—	5-5	1.000	9	19	28	3	5-0	1	4	3	29	7.3	12
Randolph	5-0	31	3-7	.429	0-0	—	3-6	.500	5	3	8	1	7-0	1	1	1	9	1.8	8
Thomas	11-6	301	52-107	.486	20-43	.465	38-46	.826	7	19	26	43	26-0	11	31	0	162	14.7	31
Tolliver	10-1	191	17-36	.472	10-19	.526	12-15	.800	12	26	38	10	14-0	3	7	3	56	5.6	12
Tucker	10-7	246	31-57	.544	4-12	.333	17-19	.895	22	39	61	15	23-0	15	6	3	83	8.3	16

Series Highlights & Top Performances

The Suns have won 47 of the last 70 meetings, including 21 of the last 26 games at US Airways Center... February 8, 2014, **Goran Dragic** scored 34 points on just 13 field goal attempts (10-13 FG, 6-7 3FG, 8-10 FT), marking the only such game in the NBA in 2013-14... In that same game, **P.J. Tucker** set a career-high with 15 rebounds in addition to 16 points and four steals... Feb. 7, 2011, **Steve Nash** became just the second Sun to record 6,000 assists (**Kevin Johnson**) and 11th NBA player with 6,000 assists with one franchise... March 15, 2009, Phoenix scored a season-high 154 points that tied for third-most points in regulation in franchise history... In that same game, the club set an NBA record with 56 fastbreak points... February 28, 1999, Phoenix won 102-89 when Golden State scored a then NBA record-low six points in the fourth quarter, also a Suns opponent low for points in a quarter... January 20, 1998, Phoenix held Golden State to 69 points, the fourth lowest opponent total in team history... February 18, 1990 in Oakland, **Tom Chambers** scored a series-best 56 points... December 4, 1971 in Oakland, Sun **Paul Silas** had a series-high 24 rebounds.

By The Numbers:

Suns vs. Golden State 2013-2014: 2-2

12/15/13 at Phoenix: Suns 106, Warriors 102

12/27/13 at Golden State: Warriors 115, Suns 86

2/8/14 at Phoenix: Suns 122, Warriors 109

3/9/14 at Golden State: Warriors 113, Suns 107

Suns largest margin of victory: 36 (128-92, 12/4/71)

Suns high point total: 154 (3/15/09, 3/23/89)

Suns low point total: 80 (11/24/00)

Warriors largest margin of victory: 30 (133-103, 3/18/75)

Warriors high point total: 139 (2/17/95*)

Warriors low point total: 69 (1/20/98)

All-Time Series Results:

Suns vs. Warriors at Phoenix: 87-27

Suns vs. Warriors on road: 49-61

Suns vs. Warriors overall: 136-88

HOME
Suns last win: 2/8/14 (122-109)
Suns last loss: 4/5/13 (111-107)

AWAY
Suns last win: 2/7/11 (104-92)
Suns last loss: 3/9/14 (113-107)

Streaks: Won two Lost five

Houston Rockets



Toyota Center
1510 Polk Street
Houston, TX 77002
(713) 758-7200
Fax: (713) 758-7339
www.rockets.com

Owner
General Manager
Head Coach
Assistant Coaches

Leslie Alexander
Daryl Morey
Kevin McHale
J.B. Bickerstaff
Chris Finch
Greg Buckner
John Cho

2014-2015 vs. Suns:

December 6 at Houston
January 23 at Phoenix
February 10 at Phoenix
March 21 at Houston

2013-2014 Finish:

54-28 (.659)

Second in Southwest Division

Playoffs:

Lost to Portland 4-2

VP of Basketball Ops./Athletic Trainer

Keith Jones

Director of Media and Player Relations

Tracey Hughes

Media Relations Manager

Brian Travis

Media Relations Coordinator

Jenny Zehentner

Home Court Toyota Center (18,055 built in 2003)

Team Colors Red, White, Silver

Radio KBME (790 AM) Craig Ackerman, Joel Blank
KEYH (850 AM Spanish) Adrian Chavarria

TV Comcast SportsNet Houston
Bill Worrell, Clyde Drexler, Matt Bullard

2013-2014 Regular Season Stats – Suns vs. Rockets

PLAYER	G-GS	MIN	FG-FGA	PCT	3FG-FGA	PCT	FT-FTA	PCT	OFF	DEF	TOT	AST	PF-DQ	STL	TO	BLK	PTS	AVG	HI
Dragic	3-3	119	26-44	.591	9-19	.474	16-20	.800	1	7	8	12	11-0	10	11	1	77	25.7	35
Bledsoe	1-1	40	7-14	.500	3-4	.750	3-4	.750	0	3	3	7	1-0	2	4	1	20	20.0	20
Mark Morris	3-0	79	14-32	.438	0-4	.000	13-15	.867	3	14	17	7	9-0	2	7	1	41	13.7	21
Green	3-2	82	14-40	.350	4-15	.267	8-11	.727	3	11	14	2	7-0	3	8	1	40	13.3	23
Tucker	3-3	105	18-33	.545	3-5	.600	1-4	.250	12	6	18	8	8-0	6	4	1	40	13.3	18
Barbosa	1-0	20	5-7	.714	2-4	.500	1-2	.500	0	2	2	2	2-0	0	0	1	13	13.0	13
Frye	3-3	91	11-34	.324	5-19	.263	1-2	.500	0	11	11	6	11-0	4	2	2	28	9.3	14
Marc Morris	3-0	57	10-20	.500	4-9	.444	3-3	1.000	3	10	13	4	6-0	4	1	0	27	9.0	11
Plumlee	3-3	71	8-18	.444	0-0	—	1-2	.500	6	16	22	0	8-0	1	3	3	17	5.7	8
Smith	2-0	33	5-9	.556	0-1	.000	0-0	—	1	2	3	6	1-0	1	5	1	10	5.0	8
Goodwin	1-0	4	1-1	1.000	0-0	—	0-1	.000	0	0	0	0	0-0	0	1	0	2	2.0	2
Len	2-0	16	1-3	.333	0-0	—	0-0	—	0	1	1	0	4-0	0	1	0	2	1.0	2
Christmas	1-0	1	0-0	—	0-0	—	0-0	—	0	0	0	0	0-0	0	0	0	0	0.0	0
Kravtsov	2-0	1	0-0	—	0-0	—	0-0	—	0	0	0	0	0-0	0	0	0	0	0.0	0
SUNS	3	720	120-255	.471	30-80	.375	47-64	.734	29	83	112	54	68-0	33	50	12	317	105.7	112

PLAYER	G-GS	MIN	FG-FGA	PCT	3FG-FGA	PCT	FT-FTA	PCT	OFF	DEF	TOT	AST	PF-DQ	STL	TO	BLK	PTS	AVG	HI
Howard	3-3	109	25-40	.625	0-0	—	24-34	.706	11	30	41	2	7-0	4	14	4	74	24.7	34
Harden	3-3	121	13-42	.310	5-22	.227	29-29	1.000	1	10	11	10	11-0	6	10	0	60	20.0	23
Brooks	1-0	33	7-18	.389	3-5	.600	0-0	—	2	2	4	6	3-0	3	2	0	17	17.0	17
Parsons	2-2	80	13-24	.542	4-7	.571	2-2	1.000	2	11	13	13	2-0	4	2	0	32	16.0	19
Jones	3-3	79	19-31	.613	1-3	.333	3-4	.750	8	15	23	3	5-0	1	6	5	42	14.0	19
Beverley	3-3	106	13-29	.448	5-10	.500	9-10	.900	4	7	11	10	10-0	6	4	0	40	13.3	20
Hamilton (TOT)	2-2	58	11-19	.579	3-10	.300	1-1	1.000	4	9	13	0	1-0	3	5	1	26	13.0	19
Casspi	3-0	54	10-20	.500	4-6	.667	0-2	.000	3	8	11	2	3-0	1	9	0	24	8.0	14
Garcia	1-1	28	3-9	.333	2-7	.286	0-0	—	1	4	5	1	3-0	0	1	0	8	8.0	8
Lin	2-0	49	4-12	.333	1-1	1.000	4-4	1.000	0	4	4	8	6-0	1	5	0	13	6.5	11
Motiejunas	3-0	46	3-10	.300	0-2	.000	6-7	.857	2	5	7	0	7-0	0	3	0	12	4.0	7
Asik	1-0	13	1-2	.500	0-0	—	1-1	1.000	2	1	3	0	1-0	1	1	0	3	3.0	3
Covington	1-0	0	0-0	—	0-0	—	0-0	—	0	0	0	0	0-0	0	0	0	0	0.0	0
ROCKETS	3	720	111-237	.468	25-63	.397	78-93	.839	36	97	133	55	58-0	27	59	9	325	108.3	122

Series Scores & Summary

Date	Site	Final	%	Date	Site	Final	%	Date	Site	Final	%	Date	Site	Final	%	Date	Site	Final	%
12/6/68	S.D.#	106-117	L	11/9/74	Hou	101-96	W	12/10/82	Phx	97-83	W	12/12/89	Hou	83-105	L	3/7/98	Phx	89-108	W
12/28/68	Phx	126-136	L	11/30/74	Hou	112-100	W	2/4/83	Phx	115-99	W	12/15/89	Phx	121-96	W	3/31/98	Hou	97-86	W
1/19/69	Phx	118-136	L	3/2/74	Hou	104-110	L	3/12/83	Hou	105-94	W	2/3/90	Phx	130-105	W	4/19/98	Hou	123-93	W
1/25/69	S.D.	120-133	L	3/8/75	Phx	107-112	L	3/17/83	Phx	129-99	W	3/1/90	Hou	104-112	L	2/16/99	Hou	92-109	L
2/7/69	S.D.	119-136	L	11/23/75	Phx	107-92	W	11/23/83	Hou	96-118	L	12/22/90	Phx	102-102	W	3/4/99	Phx	104-99	W
3/9/69	Phx	146-133	W	12/10/75	Hou	105-91	W	12/13/83	Hou	110-129	L	1/11/91	Phx	114-110	W	3/20/99	Hou	93-103	L
3/11/69	S.D.	106-116	L	1/23/76	Phx	124-115	W	12/30/83	Phx	121-110	W	2/16/91	Hou	91-100	L	4/25/99	Phx	95-71	W
3/15/69	Tuc	144-111	L	2/21/76	Hou	110-108	L	2/18/84	Hou	126-102	W	3/15/91	Phx	128-135	L	12/1/99*	Phx	128-122	W
10/16/69	Phx	116-114	W	10/12/76	Hou	126-129	L	3/7/84	Phx	123-110	W	11/9/91	Hou	95-96	L	12/4/99	Hou	95-105	L
10/25/69	S.D.	115-107	W	12/8/76	Phx	116-95	W	12/11/84	Phx	120-112	W	2/1/92	Phx	106-92	W	3/7/00	Hou	108-101	W
12/7/70	Phx	121-120	W	2/24/77	Phx	106-109	L	1/18/85	Hou	101-112	L	3/3/92*	Phx	112-107	L	4/18/00	Phx	96-107	L
2/1/70	S.D.	105-103	W	3/9/77	Hou	100-105	L	1/22/85	Hou	97-101	L	4/18/92	Hou	109-97	W	1/19/00	Hou	104-99	W
3/20/70	Phx	126-117	W	10/29/77	Hou	112-125	L	2/12/85	Hou	114-126	L	12/30/92	Phx	133-110	W	11/18/00	Hou	89-94	L
3/20/70	Phx	127-104	W	12/10/77	Phx	110-93	W	2/20/85	Phx	122-126	L	1/5/93	Hou	106-104	W	3/11/01	Phx	94-92	W
3/22/70	S.D.	130-129	W	12/17/77	Hou	101-97	W	12/29/85	Phx	126-110	W	2/25/93	Phx	104-131	L	3/29/01	Hou	90-85	W
10/20/70	S.D.	114-115	L	1/25/78	Phx	118-96	W	12/3/85	Hou	112-118	L	4/19/93	Phx	97-111	L	11/4/01	Phx	100-103	L
10/25/70	Phx	117-98	W	11/4/78	Hou	103-110	L	3/18/86	Hou	109-112	L	11/13/93	Hou	95-99	L	12/26/01	Hou	91-91	W
11/28/70	Phx	116-117	L	11/24/78	Phx	120-113	W	4/4/86	Phx	89-112	L	12/25/93	Phx	111-91	W	3/2/02	Phx	97-104	L
12/6/70	Phx	108-102	W	1/20/79	Phx	116-97	W	4/12/86	Hou	110-92	W	2/19/94	Hou	89-106	L	3/30/02	Hou	90-88	W
12/11/70	S.D.	104-110	L	3/17/79	Hou	122-134	L	12/10/86	Phx	109-117	L	3/27/94	Phx	113-98	W	11/15/02	Phx	88-87	W
3/21/71	S.D.	114-132	L	12/13/79	Phx	121-113	W	12/16/86	Hou	106-102	W	12/22/94	Hou	106-114	L	1/15/03	Hou	96-102	L
10/16/71	Phx	128-108	W	1/5/80	Hou	110-111	L	1/13/87	Hou	100-118	L	2/5/95	Phx	100-124	L	2/19/03	Phx	89-107	L
11/28/71	Hou	116-110	W	11/8/80	Hou	116-115	W	3/18/87	Phx	91-113	L	3/7/95	Phx	113-102	L	3/16/03	Hou	75-85	L
12/1/71	Phx	111-111	L	11/30/80	Phx	117-114	W	4/1/87	Phx	117-134	W	3/14/95	Phx	97-99	L	11/4/03	Hou	65-90	L
12/29/71	Hou	124-106	L	1/1/81	Phx	92-89	W	11/25/87	Phx	103-109	L	1/15/95	Phx	104-106	L	12/20/03	Phx	102-97	W
11/10/72	Phx	115-109	W	1/23/81	Hou	100-106	L	1/19/88	Hou	98-104	L	12/19/95	Hou	96-103	L	2/20/04	Phx	99-79	W
12/26/72	Hou	110-113	L	2/6/81	Phx	112-99	W	1/13/88	Phx	117-106	W	4/16/96	Phx	111-100	W	3/15/04*	Hou	99-97	W
2/3/73	Phx	132-123	W	11/25/81	Phx	128-114	W	2/2/88	Hou	99-109	L	4/21/96	Hou	110-118	L	1/15/05	Hou	108-98	W
2/17/73	Hou	111-127	L	12/15/81	Hou	95-99	L	4/24/88	Hou	119-127	L	11/2/96	Phx	95-110	L	3/11/05	Phx	107-127	L
11/27/73	Hou	111-125	L	2/5/82	Hou	104-106	L	11/29/88	Hou	124-107	L	11/21/96	Hou	109-115	L	4/3/05	Hou	91-78	W
1/9/74	Phx	105-101	W	3/7/82	Phx	92-94	L	12/1/88	Phx	119-95	W	3/22/97	Hou	104-99	W	4/9/05	Phx	97-98	L
2/4/74	Phx	107-99	W	3/16/82	Hou	114-109	W	4/13/89	Hou	115-111	W	4/2/97	Phx	109-96	W	11/23/05	Hou	100-88	W
3/1/74	Hou	111-117	L	11/9/82	Hou	119-91	W	4/21/89	Phx	101-112	L	11/16/97	Phx	96-94	W	2/16/06	Phx	109-75	W

*Overtime **Double Overtime # San Diego Rockets

Suns Players Career Statistics vs. Rockets

PLAYER	G-GS	MIN	FG-FGA	PCT	3FG-FGA	PCT	FT-FTA	PCT	OFF	DEF	TOT	AST	PF-DQ	STL	TO	BLK	PTS	AVG	HI
Bledsoe	9-2	183	21-51	.412	4-12	.333	8-9	.889	2	18	20	30	8-0	12	13	5	54	6.0	20
Dragic	14-7	330	61-117	.521	16-39	.410	39-52	.750	9	28	37	49	24-0	23	26	2	177	12.6	35
Goodwin	1-0	4	1-1	1.000	0-0	—	0-1	.000	0	0	0	0	0-0	0	1	0	2	2.0	2
Green	9-3	178	30-86	.349	8-26	.308	13-19	.684	8	18	26	9	16-0	7	13	3	81	9.0	26
Len	2-0	16	1-3	.333	0-0	—	0-0	—	0	1	1	0	4-0	0	1	0	2	1.0	2
Marc Morris	7-2	136	23-48	.479	5-16	.313	5-12	.417	7	17	24	5	18-0	9	4	1	56	8.0	11
Mark Morris	11-4	242	38-94	.404	6-16	.375	28-34	.824	16	39	55	17	23-0	12	22	12	110	10.0	21
Plumlee	3-3	71	8-18	.444	0-0	—	1-2	.500	6	16	22	0	8-0	1	3	3	17	5.7	8
Randolph	2-0	10	0-1	.000	0-0	—	1-2	.500	2	3	5	0	3-0	0	1	1	1	0.5	1
Thomas	10-9	366	43-130	.331	14-46	.304	50-63	.794	3	22	25	67	24-0	14	22	3	150	15.0	23
Tolliver	12-2	161	11-37	.297	1-12	.083	6-6	1.000	5	34	39	3	26-0	2	5	2	29	2.4	7
Tucker	7-5	209	31-61	.508	4-8	.500	11-14	.786	22	18	40	11	18-0	9	7	1	77	11.0	21

Series Highlights & Top Performances

Phoenix has won 25 of the last 39 games in the series, including 11 of the last 15 at home... In his first meeting against the Suns as a member of the Rockets on November 2, 1996, **Charles Barkley** grabbed a series and arena-record 33 rebounds in the Rockets' 110-95 win... March 24, 1995 in Phoenix, Barkley, then with Phoenix, grabbed a Suns' series-best 26 boards... March 9, 1969 in Phoenix, **Gail Goodrich** scored a series-high 47 points in the Suns' 146-133 win... February 5, 1982 in Houston, **Moses Malone** scored a Rockets' series-best 45 points in a 106-104 home win... February 25, 1993 in Houston, **Hakeem Olajuwon** recorded a series-high nine blocks... March 1, 1974 in Houston, Rocket **Mike Newlin** tallied a series-high eight steals.

By The Numbers:

Suns vs. Houston 2013-2014: 1-2

12/4/13 at Houston: Suns 97, Rockets 88

2/5/14 at Houston: Rockets 122, Suns 108

2/23/14 at Phoenix: Rockets 115, Suns 112

All-Time Series Results:

Suns vs. Rockets at Phoenix: 65-32

Suns vs. Rockets at Houston: 40-58

Suns vs. Rockets overall: 105-90

Suns largest margin of victory: 34 (109-75, 2/16/06)

Suns high point total: 146 (3/9/69)

Suns low point total: 75 (3/16/03)

Rockets largest margin of victory: 27 (131-104, 2/25/93)

Rockets high point total: 141 (3/15/69)

Rockets low point total: 71 (4/25/99)

	HOME	AWAY
Suns last win:	4/15/12 (119-112)	12/4/13 (97-88)
Suns last loss:	2/23/14 (115-112)	2/5/14 (122-108)

Streaks: Lost one Lost one

Indiana Pacers



125 South Pennsylvania St.
Indianapolis, IN 46204
(317) 917-2500
Fax: (317) 917-2599
www.pacers.com

2014-2015 vs. Suns:

November 22 at Indiana
December 2 at Phoenix

2013-2014 Finish:

56-26 (.683)

First in Central Division

Playoffs:

Defeated Atlanta 4-3
Defeated Washington 4-2
Lost to Miami 4-2

Owner, Chairman and CEO

Herbert Simon

President of Basketball Operations

Larry Bird

Exec. VP of Basketball Ops./GM

Kevin Pritchard

Consultant/Basketball Operations

Donnie Walsh

Head Coach

Frank Vogel

Associate Head Coach

Nate McMillan

Assistant Coaches

Dan Burke, Popeye Jones

Head Athletic Trainer/Team Administrator

Josh Corbeil

Director, Media Relations

David Benner

Senior Public Information Manager

Krissy Myers

Media Relations Assistant

Wes Kaminski

Home Court Bankers Life Fieldhouse (18,165, built in 1999)

Team Colors Blue, Gold

Radio WIBC (1070 AM) Mark Boyle, Bob Leonard

TV

Fox Sports Indiana
Quinn Buckner, Chris Denari, TBD

2013-2014 Regular Season Stats – Suns vs. Pacers

PLAYER	G-GS	MIN	FG-FGA	PCT	3FG-FGA	PCT	FT-FTA	PCT	OFF	DEF	TOT	AST	PF-DQ	STL	TO	BLK	PTS	AVG	HI
Dragic	2-2	56	19-31	.613	3-4	.750	8-14	.571	3	2	5	10	7-0	2	5	0	49	24.5	28
Green	2-2	60	12-28	.429	5-8	.625	10-12	.833	0	10	10	4	3-0	1	3	1	39	19.5	23
Mark. Morris	2-0	51	12-24	.500	4-6	.667	7-8	.875	2	4	6	3	9-0	3	0	0	35	17.5	20
Marc. Morris	2-0	40	9-18	.500	1-2	.500	2-3	.667	2	7	9	4	2-0	2	1	0	21	10.5	16
Tucker	2-2	64	8-14	.571	1-2	.500	3-4	.750	2	10	12	3	4-0	1	5	0	20	10.0	13
Frye	2-2	69	6-15	.400	3-9	.333	2-2	1.000	1	10	11	2	6-0	2	2	2	17	8.5	10
Plumlee	2-2	49	7-16	.438	0-0	—	1-2	.500	5	8	13	1	4-0	3	2	1	15	7.5	11
Barbosa	2-0	38	5-12	.417	1-1	1.000	2-2	1.000	1	5	6	3	3-0	0	2	0	13	6.5	9
Christmas	1-0	5	1-1	1.000	1-1	1.000	2-2	1.000	1	1	2	1	1-0	0	0	0	5	5.0	5
Smith	2-0	22	4-7	.571	0-0	—	0-1	.000	0	1	1	2	0-0	0	0	0	8	4.0	8
Goodwin	1-0	3	0-1	.000	0-0	—	2-2	1.000	0	0	0	0	0-0	0	0	0	2	2.0	2
Kravtsov	1-0	2	1-2	.500	0-0	—	0-0	—	0	0	0	0	0-0	0	0	0	2	2.0	2
Len	2-0	20	0-5	.000	0-0	—	0-0	—	1	5	6	0	5-0	1	1	0	0	0.0	0
SUNS	2	480	84-174	.483	19-33	.576	39-52	.750	18	63	81	33	44-0	15	22	4	226	113.0	124

PLAYER	G-GS	MIN	FG-FGA	PCT	3FG-FGA	PCT	FT-FTA	PCT	OFF	DEF	TOT	AST	PF-DQ	STL	TO	BLK	PTS	AVG	HI
George	2-2	72	15-36	.417	1-12	.083	7-11	.636	3	16	19	5	6-0	1	8	0	38	19.0	26
G. Hill	2-2	64	11-12	.917	1-2	.500	10-12	.833	2	4	6	1	7-0	3	3	1	33	16.5	17
Hibbert	2-2	66	12-25	.480	0-0	—	8-13	.615	6	4	10	0	8-1	0	5	4	32	16.0	26
West	2-2	60	14-29	.483	0-1	.000	3-5	.600	3	5	8	4	5-0	1	4	1	31	15.5	18
Stephenson	2-2	66	9-21	.429	1-3	.333	1-2	.500	3	12	15	14	7-0	1	7	0	20	10.0	14
Copeland	1-0	6	2-3	.667	1-2	.500	1-1	1.000	0	1	1	1	2-0	0	0	0	6	6.0	6
Sloan	1-0	6	2-3	.667	1-1	1.000	0-0	—	0	1	1	0	0-0	0	1	0	5	5.0	5
Scola	2-0	30	3-10	.300	0-0	—	2-4	.500	4	8	12	0	7-0	0	2	0	8	4.0	5
Watson	2-0	26	3-9	.333	0-4	.000	2-2	1.000	1	2	3	3	3-0	2	0	0	8	4.0	4
Granger	2-0	43	3-8	.375	1-3	.333	0-0	—	1	5	6	0	1-0	0	3	2	7	3.5	7
Butler	1-0	6	1-3	.333	0-2	.000	0-0	—	0	2	2	1	0-0	0	0	0	2	2.0	2
S. Hill	1-0	6	1-1	1.000	0-0	—	0-0	—	0	0	0	0	0-0	0	1	0	2	2.0	2
Mahinmi	2-0	30	0-2	.000	0-0	—	2-2	1.000	1	2	3	0	5-0	0	1	2	2	1.0	2
PACERS	2	480	76-162	.469	6-30	.200	36-52	.692	24	62	86	29	51-1	8	36	10	194	97.0	100

Series Scores & Summary

Date	Site	Final	W/L	Date	Site	Final	W/L	Date	Site	Final	W/L	Date	Site	Final	W/L
11/11/76	Phx	108-98	W	1/6/84	Ind	88-104	L	12/20/93	Phx	102-94	W	1/9/05	Phx	124-89	W
11/30/76	Ind	97-103	L	3/9/84	Phx	130-110	W	3/16/94	Ind	98-109	L	1/14/05	Ind	83-101	L
1/21/77	Phx	125-96	W	2/7/85	Phx	105-97	W	1/26/95	Ind	92-86	W	11/30/05	Phx	109-91	W
2/16/77	Ind	93-111	L	2/17/85	Ind	115-97	W	3/10/95	Phx	97-112	L	3/30/06	Ind	114-104	W
11/13/77	Phx	116-107	W	11/9/85	Ind	105-127	L	1/23/96	Ind	102-117	L	2/27/07	Ind	103-92	W
11/25/77	Ind	118-110	W	1/11/86	Phx	128-99	W	3/5/96	Phx	108-95	W	3/2/07	Phx	115-90	W
2/18/78	Phx	114-101	W	1/24/87	Ind	104-103	W	12/8/96	Phx	106-93	W	12/4/07	Ind	121-117	W
3/21/78	Ind	115-119	L	2/11/87	Phx	105-121	L	1/3/97	Ind	104-117	L	1/9/08*	Phx	129-122	W
11/22/78	Ind	115-110	W	1/24/88	Ind	109-128	L	12/7/97*	Phx	97-99	L	11/5/08	Ind	113-103	W
1/13/79	Phx	99-102	L	2/12/88	Phx	102-107	L	1/6/98	Ind	81-80	W	1/7/09	Phx	110-113	L
2/28/79	Phx	103-102	W	11/16/88	Phx	123-104	W	1/25/00	Ind	87-93	L	1/13/10	Ind	114-122	L
3/11/79	Ind	111-112	L	3/10/89	Ind	116-121	L	3/2/00	Phx	118-87	W	3/6/10	Phx	113-105	W
11/14/79	Phx	104-100	W	12/20/89*	Phx	130-131	L	1/11/01	Phx	93-85	W	12/3/10	Phx	105-97	W
2/24/80	Ind	113-105	W	11/16/89	Ind	134-130	W	4/3/01	Ind	81-85	L	2/27/11*	Ind	110-108	W
11/4/80	Phx	109-108	W	12/5/90	Ind	121-126	L	2/28/02*	Phx	107-100	W	3/23/12	Ind	113-111	W
12/10/80	Ind	90-102	L	3/18/91	Phx	111-103	W	4/5/02	Ind	87-97	L	12/28/12	Ind	91-97	L
11/12/81	Phx	95-93	W	11/19/91	Phx	105-111	L	12/6/02	Phx	102-96	W	3/30/13	Phx	104-112	L
1/5/82	Ind	82-87	L	12/4/91	Ind	114-108	W	3/30/03	Ind	81-92	L	1/22/14	Phx	124-100	W
1/7/83	Ind	108-101	W	3/21/93	Phx	108-109	L	12/1/03	Phx	82-89	L	1/30/14	Ind	102-94	W
1/21/83	Phx	117-118	L	4/4/93	Ind	110-100	W	1/28/04	Ind	79-101	L				

*Overtime

Suns Players Career Statistics vs. Pacers

PLAYER	G-GS	MIN	FG-FGA	PCT	3FG-FGA	PCT	FT-FTA	PCT	OFF	DEF	TOT	AST	PF-DQ	STL	TO	BLK	PTS	AVG	HI
Bledsoe	5-1	96	11-19	.579	1-3	.333	3-3	1.000	2	15	17	18	4-0	5	6	2	26	5.2	8
Dragic	8-4	207	49-90	.544	11-21	.524	17-27	.630	8	18	26	40	27-2	11	17	0	126	15.8	28
Goodwin	1-0	3	0-1	.000	0-0	—	2-2	1.000	0	0	0	0-0	0	0	0	0	2	2.0	2
Green	12-5	257	51-113	.451	16-35	.457	22-27	.815	6	28	34	15	26-1	6	17	4	140	11.7	23
Len	2-0	20	0-5	.000	0-0	—	0-0	—	1	5	6	0	5-0	1	1	0	0	0.0	0
Marc. Morris	5-0	63	10-25	.400	1-7	.143	2-3	.667	4	10	14	6	3-0	2	2	0	23	4.6	16
Mark. Morris	5-1	102	23-39	.590	4-6	.667	9-12	.750	2	11	13	6	16-0	6	5	1	59	11.8	20
Plumlee	2-2	49	7-16	.438	0-0	—	1-2	.500	5	8	13	1	4-0	3	2	1	15	7.5	11
Randolph	3-0	13	1-2	.500	0-0	—	0-0	—	1	2	3	0	0-0	0	2	0	2	0.7	2
Thomas	5-3	113	19-50	.380	4-17	.235	16-18	.889	2	5	7	10	8-0	5	14	0	58	11.6	38
Tolliver	8-0	133	11-35	.314	6-17	.353	5-7	.714	6	13	19	4	11-0	5	5	1	33	4.1	14
Tucker	4-3	112	13-23	.565	2-5	.400	3-4	.750	5	11	16	6	6-0	2	6	0	31	7.8	13

Series Highlights & Top Performances

Phoenix swept the season series and has won 14 of the last 19 contests overall... Feb. 27, 2011, Channing Frye made a game-winning 23-footer as time expired to give Phoenix a 110-108 victory in overtime... On Jan. 9, 2005, the Suns recorded the largest margin of victory in the series with a 124-89 win at Phoenix... February 11, 1987 in Phoenix, Pacer **Chuck Person** (the older brother of former Suns guard **Wesley Person**) rifled in a series-best 42 points... March 9, 1990 in Indiana, **Tom Chambers** scored a Suns series-best 41 points as Phoenix outpaced Indiana in the highest scoring game in series history, 134-130... January 26, 1995 in Indiana, **Charles Barkley** grabbed 19 rebounds and matched Suns forward **Garfield Heard's** series-high set November 30, 1976... Pacers **Dan Roundfield** (March 21, 1978) and **Dale Davis** (March 21, 1993) share Indiana's series-high with 17 rebounds.

By The Numbers:

Suns vs. Indiana 2013-2014: 2-0

1/22/14 at Phoenix: Suns 124, Pacers 100

1/30/14 at Indiana: Suns 102, Pacers 94

Suns largest margin of victory: 35 (124-89, 1/9/05)

Suns high point total: 134 (3/9/90)

Suns low point total: 79 (1/28/04)

Pacers largest margin of victory: 22 (127-105, 11/9/85)

Pacers high point total: 131 (12/20/89*)

Pacers low point total: 80 (1/6/98)

All-Time Series Results:

Suns vs. Pacers at Phoenix: 27-12

Suns vs. Pacers at Indiana: 18-22

Suns vs. Pacers overall: 45-34

	HOME	AWAY
Suns last win:	1/22/14 (124-100)	1/30/14 (102-94)
Suns last loss:	3/30/13 (112-104)	12/28/12 (97-91)
Streaks:	Won one	Won one

Los Angeles Clippers



6951 S. Centinela Ave.
Playa Vista, CA 90094
(310) 862-6000
Fax: (310) 862-6029
www.clippers.com

2014-2015 vs. Suns:

November 15 at Los Angeles
December 8 at Los Angeles
January 25 at Phoenix
April 14 at Phoenix

2013-2014 Finish:

57-25 (.695)

First in Pacific Division

Playoffs:

Defeated Golden State 4-3
Lost to Oklahoma City 4-2

Owner

Steve Ballmer

Pres. of Basketball Operations & Head Coach

Glenn "Doc" Rivers

General Manager

Dave Wohl

Assistant Coaches

Mike Woodson, Sam Cassell,
Armond Hill, Brendan O'Connor

Head Athletic Trainer

Jasen Powell

Vice President of Communications

Seth Burton

Director, Team PR & Publications

Dennis Rogers

Assistant Directors, Communications

Ta'Nisha Cooper
Steven Esparza

Communications Assistant

Aubrey Freckman

Home Court

STAPLES Center (19,060 built in 1999)

Team Colors

Red, White, Blue

Radio

KFWB (980 AM) Brian Sieman, Ralph Lawler, Michael Smith
ESPN Deportes (1330 AM Spanish) Celso Gaspar

TV

Prime Ticket (Cable)
Ralph Lawler, Michael Smith

2013-2014 Regular Season Stats – Suns vs. Clippers

PLAYER	G-GS	MIN	FG-FGA	PCT	3FG-FGA	PCT	FT-FTA	PCT	OFF	DEF	TOT	AST	PF-DQ	STL	TO	BLK	PTS	AVG	HI
Dragic	4-4	145	24-52	.462	2-14	.143	28-33	.848	1	5	6	30	13-0	9	14	1	78	19.5	26
Green	4-2	121	25-58	.431	14-31	.452	5-7	.714	6	11	17	8	11-0	5	7	5	69	17.3	21
Tucker	4-4	128	18-34	.529	2-8	.250	16-23	.696	11	27	38	10	9-0	6	2	1	54	13.5	18
Mark, Morris	4-0	108	19-42	.452	2-5	.400	7-13	.538	12	17	29	6	17-1	2	10	2	47	11.8	16
Bledsoe	2-2	61	9-19	.474	1-3	.333	2-5	.400	0	4	4	7	7-0	2	7	0	21	10.5	14
Plumlee	3-3	73	15-22	.682	0-0	—	1-3	.333	8	15	23	2	5-0	1	3	5	31	10.3	13
Frye	4-4	109	14-36	.389	10-22	.455	2-2	1.000	4	10	14	8	15-1	5	3	3	40	10.0	14
Marc, Morris	4-0	92	16-37	.432	2-12	.167	6-7	.857	3	12	15	7	4-0	5	9	1	40	10.0	16
Randolph	1-0	14	3-4	.750	0-0	—	3-4	.750	1	2	3	0	3-0	0	0	0	9	9.0	9
Christmas	1-0	6	3-4	.750	1-2	.500	0-0	—	0	0	0	0	0-0	0	0	0	7	7.0	7
Len	2-1	22	4-9	.444	0-0	—	0-0	—	2	4	6	0	3-0	0	2	0	8	4.0	6
Barbosa	1-0	11	1-3	.333	0-0	—	0-0	—	0	2	2	0	1-0	1	1	0	2	2.0	2
Kravtsov	1-0	4	1-1	1.000	0-0	—	0-0	—	0	0	0	0	0-0	0	2	0	2	2.0	2
Smith	4-0	45	3-10	.300	0-0	—	1-4	.250	3	1	4	7	5-0	3	2	0	7	1.8	5
Goodwin	2-0	23	0-3	.000	0-1	.000	1-2	.500	2	2	4	2	2-0	1	2	0	1	0.5	1
SUNS	4	960	155-334	.464	34-98	.347	72-103	.699	53	112	165	87	95-2	40	68	18	416	104.0	108
PLAYER	G-GS	MIN	FG-FGA	PCT	3FG-FGA	PCT	FT-FTA	PCT	OFF	DEF	TOT	AST	PF-DQ	STL	TO	BLK	PTS	AVG	HI
Griffin	4-4	130	35-64	.547	0-0	—	27-35	.771	10	12	22	13	16-1	4	16	1	97	24.3	37
Barnes	4-3	141	28-54	.519	10-28	.357	7-10	.700	5	17	22	5	11-0	3	9	3	73	18.3	28
Collison	4-3	153	26-48	.542	5-11	.455	15-16	.938	2	7	9	20	8-0	8	9	1	72	18.0	23
Paul	4-4	137	22-61	.361	4-10	.400	14-20	.700	1	13	14	36	11-0	8	14	0	62	15.5	20
Crawford	1-1	31	4-13	.308	2-5	.400	5-7	.714	1	0	1	0	2-0	1	1	1	15	15.0	15
Dudley	3-1	59	7-13	.538	2-4	.500	9-9	1.000	2	7	9	4	7-0	1	4	1	25	8.3	12
Jordan	4-4	134	11-18	.611	0-0	—	2-5	.400	18	46	64	2	15-0	1	3	8	24	6.0	10
Granger (TOT)	4-0	70	8-20	.400	3-10	.300	2-3	.667	1	8	9	2	4-0	2	6	3	21	5.3	14
Granger (LAC)	2-0	27	5-12	.417	2-7	.286	2-3	.667	0	3	3	2	3-0	2	3	1	14	7.0	14
Jackson	1-0	14	2-8	.250	1-4	.250	0-0	—	0	2	2	1	2-0	1	1	0	5	5.0	5
Green	4-0	64	7-17	.412	3-6	.500	0-0	—	1	6	7	0	8-0	4	4	0	17	4.3	7
Davis (TOT)	4-0	56	5-11	.455	0-0	—	2-2	1.000	3	8	11	5	11-0	2	5	1	12	3.0	6
Davis (LAC)	3-0	34	2-4	.500	0-0	—	2-2	1.000	2	5	7	1	8-0	0	4	0	6	2.0	4
Bullock	2-0	12	1-5	.200	1-4	.250	0-0	—	0	2	2	0	0-0	0	0	0	3	1.5	3
Turkoglu	3-0	19	1-2	.500	0-1	.000	1-2	.500	0	3	3	2	5-0	2	1	1	3	1.0	2
Mullens	1-0	5	0-1	.000	0-0	—	0-0	—	0	1	1	0	0-0	1	0	0	0	0.0	0
CLIPPERS	4	960	151-320	.472	30-80	.375	84-109	.771	42	124	166	86	96-1	36	71	17	416	104.0	112

Series Scores & Summary

Date	Site	Final	%	Date	Site	Final	%	Date	Site	Final	%	Date	Site	Final	%	Date	Site	Final	%
11/2/70	Phx	110-102	W	4/6/79	Phx	118-117	W	12/30/84	LA	117-109	W	2/20/91	LA	113-93	W	3/9/98	Phx	134-105	W
11/24/70	BuF	106-112	L	4/7/79	S.D.	116-120	L	1/1/85	Phx	84-98	L	3/25/91	LA	94-106	L	2/5/99	LA	101-92	W
11/24/71	Phx	114-82	W	11/7/79	Phx	102-114	L	3/28/85	LA	110-116	L	4/7/91	Phx	105-100	W	2/13/99	Phx	107-104	W
2/4/71	BuF	108-97	W	11/20/79	S.D.	119-117	L	3/30/85	Phx	144-123	L	11/6/91	LA	87-111	L	4/6/99	LA	88-93	W
11/3/71	BuF	100-98	W	1/19/80	Phx	137-123	W	12/14/85	LA	114-92	W	11/22/91	Phx	105-97	W	11/30/99	LA	94-80	W
12/30/71	Phx	123-102	W	1/29/80	S.D.	121-133	L	1/29/86	LA	118-108	W	2/14/92	Phx	97-104	L	2/2/00	Phx	114-68	W
1/17/72	BuF	97-108	L	3/5/80	S.D.	109-120	L	2/6/86	Phx	116-104	W	2/22/92	Phx	139-112	W	4/11/00	LA	95-88	W
3/5/72	Phx	121-103	W	3/30/80	Phx	122-104	W	2/10/86	LA	112-100	L	2/20/92	Phx	109-114	L	12/4/00	Phx	112-88	W
12/7/72	BuF	123-108	L	10/19/80	S.D.	102-84	W	3/28/86	Phx	96-107	L	11/7/92	Phx	111-105	W	11/25/00*	LA	95-89	W
2/14/73	Phx	124-107	W	10/29/80	Phx	105-89	W	4/13/86	Phx	118-99	W	11/21/92	LA	107-111	W	12/15/00	Phx	88-88	L
2/23/73	BuF	125-106	W	11/1/80	S.D.	109-107	L	11/1/86	LA	111-117	L	2/2/93	Phx	108-112	L	3/3/01	Phx	90-85	W
3/12/73	Phx	134-124	W	2/10/81	S.D.	107-93	L	12/6/86	LA	109-107	W	2/19/94	Phx	122-100	W	4/6/01	Phx	88-100	L
12/20/73	Phx	108-127	L	2/13/81	Phx	119-94	W	1/17/87	Phx	130-101	W	4/12/93	LA	104-111	L	11/10/01	LA	102-111	L
12/29/73	Phx	108-120	L	3/27/81	Phx	124-100	W	3/27/87	Phx	130-117	W	11/9/93	LA	114-99	W	12/18/01	LA	92-86	W
3/12/74	BuF	94-124	L	12/1/81	Phx	117-94	W	4/4/87*	LA	128-125	W	12/18/93	Phx	116-109	W	3/23/02	LA	97-94	W
3/22/74	Phx	126-119	W	12/8/81	S.D.	110-121	L	4/18/87	Phx	121-106	W	2/1/94	Phx	108-106	W	3/29/02	Phx	94-86	L
11/23/74	BuF	104-117	L	1/16/82	Phx	106-87	W	1/20/87	Phx	96-112	L	3/31/94	LA	117-102	W	12/2/02	LA	87-76	W
12/27/74	Phx	92-108	L	1/12/82	S.D.	92-99	L	12/6/87	LA	97-96	W	4/22/94	Phx	127-121	W	12/27/02	Phx	108-95	W
2/12/75	Phx	108-96	W	3/31/82	Phx	127-106	W	12/30/87	LA	121-102	W	11/2/94	LA	108-101	W	1/31/03	Phx	88-92	W
2/18/75	Tor	109-124	L	4/13/82	S.D.	105-94	W	2/9/88	Phx	106-100	W	11/23/94	Phx	140-109	W	2/11/03	Phx	106-107	L
11/24/75	BuF	105-110	L	11/29/82	Phx	110-99	W	2/10/88	LA	95-101	L	1/14/95	LA	134-108	W	12/13/03	LA	91-106	L
11/26/75	Phx	107-106	W	12/14/82	Phx	103-113	L	3/21/88	Phx	107-99	W	2/24/95	Phx	118-106	W	12/29/03	LA	113-105	W
1/15/76	Phx	119-126	L	1/15/83	Phx	114-101	W	11/12/88*	LA	127-138	L	2/28/95	LA	99-110	L	3/16/04	Phx	98-110	L
12/20/76	Phx	103-112	L	12/0/83	S.D.	100-101	L	12/3/88*	Phx	114-106	W	11/3/95	LA	106-112	L	4/13/04	Phx	96-98	L
12/14/77	BuF	99-108	L	4/15/83	S.D.	113-101	W	2/9/89	Phx	120-113	W	1/5/96	LA	88-94	L	12/10/04	LA	122-111	W
12/23/77	Phx	107-92	L	4/7/83	Phx	110-101	W	3/4/89	Phx	133-91	W	1/8/96	Phx	105-105	L	1/8/05	LA	108-88	W
2/2/78	BuF	114-115	L	12/10/83	Phx	109-93	W	3/25/89	LA	123-103	W	3/24/96	Phx	103-92	W	2/23/05	Phx	118-101	W
3/24/77	Phx	102-107	L	12/23/83	S.D.	121-115	W	4/8/89	LA	115-97	W	12/16/96*	Ana	121-122	L	4/15/05	Phx	98-91	W
12/14/77	Phx	113-103	W	1/11/84	Phx	129-104	W	12/1/89	Phx	111-90	W	2/14/97	Phx	110-93	W	12/10/05	LA	91-101	L
1/7/78	BuF	107-97	L	1/26/84	S.D.	101-119	L	12/23/89	Phx	104-100	W	3/13/97	LA	112-96	W	1/8/06	Phx	113-102	W
2/21/78	BuF	114-111	W	2/26/84	S.D.	95-102	L	2/13/90	LA	116-96	W	3/18/97	Phx	111-121	L	3/5/06	Phx	126-95	W
3/25/78	Phx	112-106	W	3/27/84	Phx	116-109	W	4/7/90	LA	115-108	W	10/31/97	Phx	110-100	W	4/5/06	Phx	105-119	L
10/13/78	Phx	128-114	W	10/30/84	Phx	99-96	W	11/4/90	LA	122-108	W	11/8/97	Ana	123-105	W	11/1/06	Phx	112-104	L
12/17/78	S.D.%	110-116	L	11/25/84	LA	109-114	L	11/16/90*	Phx	120-110	W	2/17/98	LA	104-99	W	11/4/06	LA	108-114	L

*Overtime # Buffalo Braves % San Diego Clippers

Suns Players Career Statistics vs. Clippers

PLAYER	G-GS	MIN	FG-FGA	PCT	3FG-FGA	PCT	FT-FTA	PCT	OFF	DEF	TOT	AST	PF	DQ	STL	T	BLK	PTS	AVG	HI
Bledsoe	2-2	61	9-19	.474	1-3	.333	2-5	.400	0	4	4	7	7	0	2	7	0	21	10.5	14
Dragic	21-10	540	77-181	.425	18-55	.327	63-79	.797	16	43	59	108	48-0	18	53	3	235	11.2	26	
Goodwin	2-0	23	0-3	.000	0-1	.000	1-2	.500	2	2	4	2	2-0	1	2	0	1	0.5	1	
Green	11-5	232	41-98	.418	20-47	.426	9-12	.750	10	31	41	12	25-0	7	17	6	111	10.1	21	
Len	2-1	22	4-9	.444	0-0	—	0-0	—	2	4	6	0	3-0	0	2	0	8	4.0	6	
Marc Morris	7-0	162	25-60	.417	6-25	.240	10-14	.714	5	25	30	8	13-0	6	11	1	66	9.4	16	
Mark Morris	11-2	258	40-106	.377	7-22	.318	20-33	.606	25	50	75	16	33-1	10	20	5	107	9.7	16	
Plumlee	3-3	73	15-22	.682	0-0	—	1-3	.333	8	15	23	2	5-0	1	3	5	31	10.3	13	
Randolph	5-1	52	14-23	.609	1-1	1.000	5-12	.417	8	9	17	1	8-0	2	3	0	34	6.8	9	
Thomas	10-5	291	43-100	.430	18-41	.439	36-40	.900	8	17	25	31	28-0	10	28	1	140	14.0	29	
Tolliver	12-4	261	40-77	.519	13-32	.406	20-24	.833	6	34	40	10	25-1	6	9	6	113	9.4	29	
Tucker	8-6	212	25-47	.532	2-9	.222	17-24	.708	14	38	52	17	21-1	10	5	2	69	8.6	18	

Series Highlights & Top Performances

The Suns have won 45 of the last 67 meetings, including 11 of the last 14 meetings at USAC... In **Alvin Gentry's** debut as the Suns head coach on February 17, 2009, Phoenix tied a USAC record with 81 points in the first half of a 140-100 win at US Airways Center, the largest margin of victory following a coaching change in NBA history... February 2, 2000, Phoenix held the Clippers to 68 points, the second-lowest total at USAC and fourth-lowest overall by a Suns opponent... That game was a 114-68 win, which was then the Suns' largest margin of victory (46 points) at USAC... November 12, 1988 in L.A., **Eddie Johnson** scored a Suns series-high 45, including team records of 43 second-half and 23 fourth quarter points... January 19, 1980 in Phoenix, Clipper **Freeman Williams** scored a series-high 51 points... November 7, 1992, **Charles Barkley** grabbed a series-high 21 boards and added 37 points in the first-ever game at USAC, a 111-105 Suns win... November 9, 1993 in Los Angeles, **Dan Majerte** nailed a then club-record eight treys in a 114-99 win.

By The Numbers:

Suns vs. Clippers 2013-2014: 1-3

12/30/13 at L.A.: Suns 107, Clippers 88

3/4/14 at Phoenix: Clippers 104, Suns 96

3/10/14 at L.A.: Clippers 112, Suns 105

4/2/14 at Phoenix: Clippers 112, Suns 108

Suns largest margin of victory: 46 (114-68, 2/2/00)

Suns high point total: 142 (2/18/09)

Suns low point total: 77 (12/23/12)

Clippers largest margin of victory: 31 (124-93, 12/25/09)

Clippers high point total: 138 (11/12/88*)

Clippers low point total: 68 (2/2/00)

All-Time Series Results:

Suns vs. Clippers at Phoenix: 75-24

Suns vs. Clippers on road: 53-48

Suns vs. Clippers overall: 128-72

HOME

Suns last win: 1/24/13 (93-88)

Suns last loss: 4/2/14 (112-108)

Streaks: Won one

AWAY

Suns last win: 12/30/13 (107-88)

Suns last loss: 3/10/14 (112-105)

Streaks: Lost three

Los Angeles Lakers



555 N. Nash Street
El Segundo, CA 90245
(310) 426-6000
Fax: (310) 426-6105
www.lakers.com

2014-2015 vs. Suns:

October 29 at Phoenix
November 4 at Los Angeles
December 28 at Los Angeles
January 19 at Phoenix

2013-2014 Finish:

27-55 (.329)
Fifth in Pacific Division

Playoffs:

Did not qualify

President/Governor	Jeanie Buss
Exec. VP Basketball Ops/Alt. Gov.	Jim Buss
General Manager	Mitch Kupchak
Head Coach	Byron Scott
Assistant Coaches	Paul Pressey, Jim Eyen, Mark Madsen
Head Athletic Trainer	Gary Vitti
Vice President, Public Relations	John Black
Senior Manager, Public Relations	Alison Bogli, Calder Hynes
Coordinator, Public Relations	Daniel Ramirez
Assistant, Public Relations	Matt Fleer
Home Court	STAPLES Center (18,997, built in 1999)
Team Colors	Purple, Gold
Radio	ESPNLA Radio (710 AM) John Ireland, Mychal Thompson KWKW (1330 AM Spanish), ESPN Deportes Fernando Gonzalez, Pepe Mantilla
TV	Time Warner Cable SportsNet Bill Macdonald, Stu Lantz Time Warner Cable Deportes Adrian Garcia Marquez, Francisco Pinto

2013-2014 Regular Season Stats – Suns vs. Lakers

PLAYER	G-GS	MIN	FG-FGA	PCT	3FG-FGA	PCT	FT-FTA	PCT	OFF	DEF	TOT	AST	PF-DQ	STL	TO	BLK	PTS	AVG	HI
Dragic	4-4	145	26-58	.448	4-17	.235	22-28	.786	6	14	20	23	10-0	5	12	1	78	19.5	31
Green	4-1	110	28-52	.538	12-27	.444	7-7	1.000	3	10	13	4	10-0	3	4	1	75	18.8	28
Mark. Morris	4-0	109	24-43	.558	2-6	.333	14-17	.824	12	21	33	10	9-0	3	5	4	64	16.0	24
Bledsoe	3-3	97	13-38	.342	2-11	.182	16-20	.800	1	18	19	20	7-0	3	10	1	44	14.7	18
Marc. Morris	4-0	97	23-38	.605	9-14	.643	3-4	.750	4	13	17	8	7-0	7	3	1	58	14.5	22
Frye	4-4	107	18-47	.383	3-22	.136	1-3	.333	4	22	26	6	8-0	2	4	3	40	10.0	20
Plumlee	4-4	88	16-29	.552	0-0	—	3-7	.429	9	25	34	2	14-0	0	6	3	35	8.8	17
Tucker	4-4	103	8-26	.308	0-8	.000	11-12	.917	8	17	25	7	9-0	4	5	2	27	6.8	15
Smith	3-0	44	6-12	.500	0-0	—	0-0	—	2	4	6	6	4-0	3	4	0	12	4.0	6
Randolph	1-0	5	1-1	1.000	0-0	—	1-1	1.000	0	0	0	0	1-0	0	0	0	3	3.0	3
Goodwin	4-0	41	4-14	.286	1-4	.250	0-0	—	1	5	6	4	5-0	2	4	0	9	2.3	5
Kravtsov	1-0	2	1-2	.500	0-0	—	0-0	—	1	2	3	0	0-0	0	0	0	2	2.0	2
Christmas	2-0	7	1-3	.333	0-1	.000	0-0	—	0	1	1	1	0-0	0	0	1	2	1.0	2
Len	2-0	7	1-3	.333	0-0	—	0-0	—	1	2	3	0	1-0	0	1	1	2	1.0	2
SUNS	4	960	170-366	.464	33-110	.300	78-99	.788	52	154	206	91	85-0	32	60	18	451	112.8	121

PLAYER	G-GS	MIN	FG-FGA	PCT	3FG-FGA	PCT	FT-FTA	PCT	OFF	DEF	TOT	AST	PF-DQ	STL	TO	BLK	PTS	AVG	HI
Bryant	1-1	29	6-11	.545	0-2	.000	8-8	1.000	0	2	2	3	2-0	0	3	0	20	20.0	20
Gasol	3-3	80	20-43	.465	0-0	—	13-15	.867	6	12	18	11	10-0	0	6	2	53	17.7	24
Meeks	4-4	155	22-43	.512	5-17	.294	18-23	.783	2	13	15	10	7-0	6	4	0	67	16.8	22
Kaman	3-1	61	19-28	.679	0-0	—	9-10	.900	5	22	27	9	6-0	0	6	0	47	15.7	28
Young	4-0	94	19-49	.388	4-15	.267	10-15	.667	1	10	11	7	8-0	2	4	0	52	13.0	19
Henry	2-1	63	8-25	.320	1-6	.167	8-15	.533	1	6	7	0	7-0	3	1	1	25	12.5	13
Kelly	3-0	70	10-21	.476	3-8	.375	6-6	1.000	1	11	12	2	6-0	4	5	5	29	9.7	17
Blake	1-1	39	3-7	.429	1-2	.500	2-2	1.000	0	5	5	10	1-0	2	4	0	9	9.0	9
Johnson	4-2	113	12-29	.414	4-13	.308	8-9	.889	1	10	11	5	11-0	4	4	4	36	9.0	22
Hill	4-2	74	15-29	.517	0-0	—	4-6	.667	9	15	24	3	7-0	0	2	3	34	8.5	13
Marshall	3-2	84	10-26	.385	2-8	.250	1-1	1.000	1	3	4	24	5-0	3	5	1	23	7.7	13
Williams	2-2	39	5-9	.556	1-4	.250	0-0	—	0	10	10	0	4-0	0	1	1	11	5.5	7
Bazemore (TOT)	4-1	59	5-13	.385	1-6	.167	7-9	.778	1	13	14	7	7-0	4	7	1	18	4.5	12
Bazemore (LAL)	1-1	33	3-7	.429	1-2	.500	5-5	1.000	0	6	6	5	4-0	2	5	1	12	12.0	12
Sacre	2-0	25	4-8	.500	0-0	—	1-2	.500	1	4	5	0	4-0	1	2	0	9	4.5	6
LAKERS	4	960	156-335	.466	22-77	.286	93-117	.795	28	129	157	89	82-0	27	53	18	427	106.8	115

Series Scores & Summary

Date	Site	Final	%	Date	Site	Final	%	Date	Site	Final	%	Date	Site	Final	%	Date	Site	Final	%
11/5/68	Phx	109-127	L	12/1/74	LA	105-111	L	12/25/81	Phx	101-104	L	4/22/88	Phx	112-117	L	4/4/96	Phx	114-118	L
12/3/68	LA	108-122	L	12/7/74	LA	92-88	W	1/28/82	LA	87-97	L	12/7/88	LA	111-125	L	11/1/96	LA	82-96	L
12/25/68	Phx	99-119	L	12/8/74	LA	102-107	L	4/2/82	LA	109-99	W	12/26/88	Phx	111-96	W	11/7/96	LA	88-102	L
2/6/69	Phx	104-122	L	12/21/74	Phx	114-104	W	4/18/82	Phx	115-120	L	2/1/89	Phx	114-97	W	12/25/96	Phx	87-108	L
2/9/69	LA	116-134	L	1/31/75	Phx	105-101	W	11/16/82	Phx	113-105	W	2/26/89	LA	122-134	L	4/11/97	LA	98-114	L
2/26/69	LA	117-121	L	3/30/75	LA	90-104	L	12/8/82	LA	86-89	L	3/26/89	LA	116-118	L	12/1/98	Phx	109-119	L
11/7/69	LA	122-120	W	4/2/75	Phx	108-106	W	12/18/82	Phx	126-100	W	12/28/89	Phx	122-104	W	2/18/98	Phx	110-103	W
12/14/69	LA	112-118	L	10/14/75	LA	107-114	L	3/16/83	LA	95-104	L	11/7/89	LA	107-111	L	3/8/98	LA	83-89	L
11/15/69	Phx	114-111	W	12/13/75	Phx	116-108	W	4/7/83	Phx	108-117	L	12/7/89	LA	96-100	L	4/10/98	LA	114-105	W
12/4/69	Phx	119-109	W	1/28/76	LA	118-121	L	4/10/83	LA	101-95	W	1/9/90	Phx	121-118	W	3/1/99	Phx	91-97	L
1/4/70	LA	112-120	L	3/20/76	Phx	106-93	W	11/11/83	LA	105-119	L	4/6/90	Phx	102-103	L	3/3/99	LA	95-101	L
1/4/70	LA	106-118	L	3/28/76	Phx	109-97	W	12/16/83	Phx	114-104	W	11/23/90	LA	112-111	W	3/24/99	LA	106-101	W
2/7/70	Phx	121-117	W	4/8/76	Phx	113-98	W	1/19/84	Phx	138-123	W	12/1/90	Phx	98-108	L	4/2/99	Phx	90-91	L
12/27/70	LA	116-105	W	12/17/76	LA	105-118	L	1/24/84	LA	110-116	L	2/12/91	Phx	99-95	W	11/15/99	Phx	82-81	L
12/8/70	Phx	112-121	L	12/25/76	Phx	113-96	W	3/30/84	Phx	97-119	L	4/4/91	Phx	98-102	L	12/29/99	LA	87-103	L
12/27/70	LA	110-128	L	3/25/77	LA	89-118	L	4/15/84	LA	123-114	W	4/7/91	LA	89-93	L	3/24/00	LA	101-109	L
12/30/70	Phx	132-114	W	3/26/77	Phx	102-109	L	11/20/84	LA	108-130	L	11/8/91	Phx	113-85	W	4/4/00	Phx	83-84	L
1/28/71	Phx	118-112	W	10/23/77	LA	104-101	W	11/21/84	Phx	97-102	L	11/19/91	LA	95-103	L	12/28/00	Phx	78-115	L
3/9/71	LA	111-106	W	11/22/77	Phx	118-107	W	12/21/84	LA	105-119	W	12/22/91	LA	100-88	W	7/20/01	LA	83-85	L
12/10/71	LA	117-126	L	3/11/78	Phx	120-114	W	2/28/85	Phx	117-105	L	2/3/92	Phx	112-104	W	3/6/01	Phx	104-83	W
12/18/71	Phx	106-132	L	3/12/78	LA	112-128	L	3/19/85	Phx	112-130	L	4/5/92	LA	104-109	L	4/10/01	LA	80-106	L
1/2/72	Phx	116-102	W	12/1/78	LA	122-130	L	3/31/85	LA	98-123	L	12/4/92	Phx	103-93	W	11/21/01	LA	94-117	L
1/25/72	LA	119-129	L	12/16/78	Phx	119-100	W	10/31/85	Phx	107-144	L	12/18/92	LA	116-100	W	11/16/01	Phx	95-83	W
2/6/72	Phx	110-109	W	3/28/79	Phx	112-106	W	12/12/85	LA	102-127	L	2/5/93	Phx	132-104	W	1/4/02	LA	86-118	L
3/24/72	LA	110-112	L	4/8/79	LA	103-111	L	1/14/86	LA	122-143	L	3/24/93	LA	120-105	W	3/27/02	Phx	118-106	W
10/29/72	LA	123-133	L	11/2/79	LA	110-112	L	2/12/86	Phx	100-126	L	4/6/93	Phx	115-114	W	1/4/03	Phx	107-93	W
11/25/72	Phx	109-116	L	11/23/79	Phx	126-112	W	2/28/86	LA	113-115	L	11/5/93	LA	108-116	L	1/5/03	LA	97-109	L
12/2/72	Phx	107-112	L	12/28/79	LA	110-119	L	3/1/86	LA	120-125	W	12/1/93	LA	102-111	L	1/9/04	Phx	90-89	L
12/22/72	LA	118-110	W	3/7/80	Phx	123-115	W	1/2/87	LA	118-125	L	2/8/94	LA	104-107	L	4/6/03	LA	113-115	L
1/20/73	LA	104-124	L	3/16/80	LA	106-128	L	1/30/87	Phx	102-114	L	2/18/94	Phx	113-96	W	11/1/03	Phx	99-103	L
2/1/73	Phx	106-120	L	3/19/80	Phx	112-108	W	2/24/87	Phx	93-97	L	4/13/94	Phx	117-88	W	12/21/03	LA	101-107	L
3/18/73	LA	113-131	L	10/17/80	Phx	109-116	L	2/25/87	LA	91-99	L	12/30/94	Phx	112-127	L	1/19/04	LA	88-85	W
11/7/73	Phx	110-130	L	12/2/80	Phx	102-89	W	3/24/87	Phx	108-93	W	1/1/95	LA	118-108	W	2/22/04	LA	102-104	L
12/4/73	LA	103-120	L	11/21/80	LA	88-116	L	4/12/87	LA	104-119	L	2/1/95	Phx	118-109	W	11/19/04	Phx	107-102	W
12/25/73	Phx	135-100	W	12/27/80	Phx	116-106	W	12/15-87	LA	97-122	L	3/1/95	LA	101-93	W	12/8/04	LA	113-110	W
12/28/73	LA	110-119	L	3/1/81	LA	101-96	W	1/16/88	Phx	96-107	L	4/15/95	Phx	119-115	W	4/5/05	Phx	125-99	W
2/1/74	LA	110-112	L	3/8/81	LA	126-114	W	2/28/88	LA	97-111	L	11/25/95	Phx	116-113	W	4/17/05	LA	108-97	W
2/1/74	Phx	119-112	W	11/6/81	LA	101-99	W	3/1/88	Phx	102-95	W	11/29/96	LA	96-107	L	11/3/05	LA	122-112	W
10/27/74	LA	116-123	L	11/4/81	Phx	97-98	L	4/15/88	LA	114-117	L	3/8/96	Phx	97-119	L	12/20/06	Phx	106-93	W

*Overtime

Suns Players Career Statistics vs. Lakers

PLAYER	G-GS	MIN	FG-FGA	PCT	3FG-FGA	PCT	FT-FTA	PCT	OFF	DEF	TOT	AST	PF-DQ	STL	TO	BLK	PTS	AVG	HI
Bledsoe	12-5	267	33-86	.384	4-19	.211	24-29	.828	7	34	41	45	20-0	11	28	4	94	7.8	18
Dragic	22-10	537	94-211	.445	25-68	.368	47-61	.770	22	35	57	110	42-0	21	55	3	260	11.8	31
Goodwin	4-0	41	4-14	.286	1-4	.250	0-0	—	1	5	6	4	5-0	2	4	0	9	2.3	5
Green	14-4	277	61-129	.473	18-45	.400	27-30	.900	7	31	38	14	30-0	9	18	2	167	11.9	28
Len	2-0	7	1-3	.333	0-0	—	0-0	—	1	2	3	0	1-0	0	1	1	2	1.0	2
Marc Morris	7-1	156	32-63	.508	11-24	.458	5-7	.714	11	21	32	10	11-0	9	5	1	80	11.4	22
Mark Morris	12-1	264	43-96	.448	7-19	.368	27-32	.844	20	48	68	19	29-0	14	12	11	120	10.0	24
Plumlee	4-4	88	16-29	.552	0-0	—	3-7	.429	9	25	34	2	14-0	0	6	3	35	8.8	17
Randolph	3-0	11	1-1	1.000	0-0	—	1-1	1.000	0	0	0	0	1-0	0	1	0	3	1.0	3
Thomas	10-6	253	52-100	.520	13-30	.433	17-20	.850	2	13	15	50	13-0	7	16	2	134	13.4	26
Tolliver	12-3	203	19-49	.388	6-24	.250	7-8	.875	10	28	38	12	13-0	5	4	2	51	4.3	14
Tucker	8-7	193	20-50	.400	2-14	.143	12-14	.857	9	26	35	17	16-0	7	8	4	54	6.8	15

Series Highlights & Top Performances

Phoenix has won seven of the last 10 meetings... December 23, 2013, **Miles Plumlee** recorded a career-high 20 rebounds and scored 17 points, the first Sun with 20-plus rebounds in a game since Amar'e Stoudemire in 2009... In that same game, **Marcus Morris** made a career-high five three-pointers and scored 19 points... November 14, 2010, Phoenix set a franchise record with 22 three-point field goals in a 121-116 win at STAPLES Center... The series contains 221 regular season games, most of any series for Phoenix... Series bests: April 7, 2006 in Phoenix, **Kobe Bryant** scored 51 points at US Airways Center... February 9, 1969 in L.A., **Wilt Chamberlain** grabbed 27 rebounds... January 9, 1990 in Phoenix, **Magic Johnson** tallied 24 assists... November 14, 1975 in L.A., **Kareem Abdul-Jabbar** posted nine blocks... February 26, 1989 in L.A., **Kevin Johnson** had Suns series-best 21 assists... The Lakers hold a 38-24 advantage in playoff games, also Phoenix's most-played rivalry.

By The Numbers:

Suns vs. Lakers 2013-2014: 3-1

12/10/13 at L.A.: Suns 114, Lakers 108

12/23/13 at Phoenix: Suns 117, Lakers 90

1/15/14 at Phoenix: Suns 121, Lakers 114

3/30/14 at L.A.: Lakers 115, Suns 99

All-Time Series Results:

Suns vs. Lakers at Phoenix: 69-45

Suns vs. Lakers at Los Angeles: 27-88

Suns vs. Lakers overall: 96-133

Suns largest margin of victory: 35 (135-100, 12/25/73)

Suns high point total: 138 (1/19/84)

Suns low point total: 78 (12/28/00)

Lakers largest margin of victory: 37 (three times)

Lakers high point total: 155 (1/2/87)

Lakers low point total: 76 (3/18/13)

	HOME	AWAY
Suns last win:	1/15/14 (121-114)	12/10/13 (114-108)
Suns last loss:	5/1/11 (99-95)	3/30/14 (115-99)
Streaks:	Won six	Lost one

Memphis Grizzlies



191 Beale St.
Memphis, TN 38103
(901) 205-1234
Fax: (901) 205-1122
www.grizzlies.com

2014-2015 vs. Suns:

November 5 at Phoenix
January 11 at Memphis
February 2 at Phoenix

2013-2014 Finish:

50-32 (.610)

Third in Southwest Division

Playoffs:

Lost to Oklahoma City 4-3

Controlling Owner	Robert J. Pera
General Manager	Chris Wallace
VP of Basketball Operations	John Hollinger
Head Coach	Dave Joerger
Assistant Coaches	Elston Turner, Jeff Bzdelik, Bob Thornton, Shawn Respert, Duane Ticknor
Head Athletic Trainer	Drew Graham
Dir., Communications & Publications	Jason Wallace
Sr. Coord., Communications & Publications	Ross Wooden
Coordinator, Communications & Publications	Kerri Harper
Home Court	FedExForum (18,119, built in 2004)
Team Colors	Memphis Midnight, Beale Street Blue, Smoke Blue and Grizzlies Gold
Radio	WMFS (92.9 FM/680 AM) Eric Hasseltine, Hank McDowell, Elliot Perry
TV	SportsSouth (Cable) Pete Pranica, Sean Tuohy, Brevin Knight, Rob Fischer

2013-2014 Regular Season Stats – Suns vs. Grizzlies

PLAYER	G-GS	MIN	FG-FGA	PCT	3FG-FGA	PCT	FT-FTA	PCT	OFF	DEF	TOT	AST	PF-DQ	STL	TO	BLK	PTS	AVG	HI
Dragic	4-4	144	32-59	.542	7-21	.333	13-20	.650	4	11	15	24	8-0	9	12	1	84	21.0	33
Mark Morris	4-0	106	26-53	.491	1-6	.167	5-8	.625	7	8	15	5	12-0	3	8	6	58	14.5	21
Frye	4-4	119	17-46	.370	10-33	.303	2-2	1.000	3	19	22	6	11-0	1	4	3	46	11.5	14
Bledsoe	2-2	69	10-29	.345	1-7	.143	1-3	.333	1	5	6	10	5-0	2	3	0	22	11.0	13
Plumlee	4-4	128	18-31	.581	0-0	—	3-6	.500	10	25	35	1	8-0	4	7	7	39	9.8	12
Green	4-2	100	12-32	.375	5-22	.227	5-5	1.000	1	5	6	8	10-0	5	3	0	34	8.5	12
Tucker	4-4	105	13-31	.419	3-7	.429	4-4	1.000	9	10	19	8	8-0	2	2	2	33	8.3	12
Marc Morris	4-0	84	11-35	.314	4-13	.308	6-10	.600	8	12	20	6	7-0	2	1	2	32	8.0	18
Barbosa	1-0	22	2-7	.286	0-1	.000	0-0	—	1	1	2	0	1-0	1	0	0	4	4.0	4
Goodwin	2-0	18	4-7	.571	0-2	.000	0-0	—	0	3	3	0	0-0	0	2	0	8	4.0	8
Smith	4-0	43	4-11	.364	0-0	—	2-3	.667	3	4	7	6	2-0	2	2	0	10	2.5	5
Len	1-0	5	1-3	.333	0-0	—	0-0	—	1	2	3	0	1-0	0	0	1	2	2.0	2
Christmas	2-0	7	0-4	.000	0-3	.000	0-0	—	1	0	1	0	0-0	0	0	0	0	0.0	0
Kravtsov	1-0	3	0-0	—	0-0	—	0-0	—	0	0	0	0	0-0	0	0	0	0	0.0	0
Randolph	1-0	8	0-1	.000	0-0	—	0-0	—	0	1	1	0	1-0	0	0	0	0	0.0	0
SUNS	4	960	150-349	.430	31-115	.270	41-61	.672	49	106	155	74	74-0	31	45	22	372	93.0	99

PLAYER	G-GS	MIN	FG-FGA	PCT	3FG-FGA	PCT	FT-FTA	PCT	OFF	DEF	TOT	AST	PF-DQ	STL	TO	BLK	PTS	AVG	HI
Randolph	3-3	114	34-66	.515	0-0	—	4-5	.800	14	23	37	9	5-0	1	6	2	72	24.0	32
Conley	4-4	144	27-56	.482	5-15	.333	15-18	.833	0	9	9	34	9-0	1	8	1	74	18.5	31
Gasol	1-1	37	7-13	.538	0-0	—	4-5	.800	1	7	8	3	2-0	0	3	0	18	18.0	18
Bayless	2-0	52	10-19	.526	5-9	.556	2-5	.400	0	1	1	7	5-0	2	0	0	27	13.5	17
Davis	4-1	99	21-32	.656	0-0	—	5-14	.357	11	30	41	4	9-0	2	2	5	47	11.8	21
Miller	4-1	94	16-28	.571	6-11	.545	5-5	1.000	3	7	10	6	5-0	0	4	0	43	10.8	21
Leuer	3-0	52	13-26	.500	1-6	.167	2-2	1.000	5	11	16	2	2-0	0	1	3	29	9.7	23
Koufos	4-3	77	16-31	.516	0-0	—	0-0	—	11	19	30	3	4-0	1	2	4	32	8.0	14
Johnson	2-0	51	7-14	.500	1-4	.250	0-0	—	2	8	10	3	7-0	1	7	4	15	7.5	9
Allen	3-2	57	9-18	.500	1-3	.333	2-5	.400	5	4	9	5	6-0	6	6	0	21	7.0	11
Prince	4-4	97	8-20	.400	1-5	.200	2-6	.333	1	14	15	4	4-0	3	2	1	19	4.8	10
Lee	2-1	46	2-10	.200	0-4	.000	4-4	1.000	1	6	7	3	1-0	1	5	1	8	4.0	8
Franklin	1-0	8	1-1	1.000	0-0	—	0-0	—	0	2	2	1	1-0	0	0	0	2	2.0	2
Calathes	3-0	31	1-5	.200	0-1	.000	1-4	.250	1	1	2	6	4-0	1	2	0	3	1.0	2
GRIZZLIES	4	960	172-339	.507	20-58	.345	46-73	.630	55	142	197	90	64-0	19	54	21	410	102.5	110

Series Scores & Summary

Date	Site	Final	W/L	Date	Site	Final	W/L	Date	Site	Final	W/L	Date	Site	Final	W/L
12/5/95	Phx#	112-108	W	4/12/00*	Phx	122-116	W	1/19/05	Phx	79-88	L	1/2/10	Phx	103-128	L
12/22/95	Van	101-80	W	11/29/00**	Van	106-109	L	2/1/05	Mem	97-108	L	1/18/10	Mem	118-125	L
2/19/96*	Phx	98-84	W	12/26/00	Van	97-95	W	3/20/05	Mem	97-91	W	2/16/10	Mem	109-95	W
4/7/96	Van	112-92	W	1/5/01	Phx	108-76	W	11/16/05	Phx	103-115	L	11/5/10**	Phx	123-118	W
11/14/96	Van	89-92	L	1/31/01	Phx	101-92	W	12/17/05	Mem	87-91	L	11/8/10	Mem	99-109	L
12/15/96	Phx	103-84	W	11/6/01	Phx	113-101	W	2/8/06	Phx	108-102	W	12/8/10*	Phx	98-104	L
12/28/96	Van	103-98	W	11/23/01	Mem	103-89	W	11/11/06	Phx	96-87	W	1/28/12	Phx	86-84	W
4/19/97	Phx	107-121	L	1/10/02	Phx	96-102	L	1/15/07	Mem	137-122	W	3/10/12	Phx	98-91	W
12/9/97	Phx	107-85	W	2/21/02	Mem	78-72	W	3/26/07	Phx	105-87	W	4/11/12	Mem	93-104	L
12/26/97	Van	118-100	W	12/4/02	Phx	98-85	W	4/3/07	Mem	116-111	W	12/4/12*	Mem	98-108	L
3/29/98	Phx	106-98	W	12/8/02	Mem	94-102	L	2/26/08	Mem	127-113	W	12/12/12	Phx	82-80	W
4/12/98	Van	129-106	W	1/10/03	Phx	99-93	W	3/11/08	Phx	132-111	W	1/6/13	Phx	81-92	L
2/25/99	Van	94-86	W	3/26/03	Mem	101-99	W	4/8/08	Mem	127-113	W	2/5/13	Mem	96-90	W
3/22/99	Phx	89-84	W	11/7/03	Phx	96-88	W	11/10/08	Phx	107-102	W	12/3/13	Mem	91-110	L
5/1/99	Phx	107-77	W	2/20/04	Mem	92-97	L	12/30/08	Mem	101-89	W	1/2/14	Phx	91-99	L
1/12/99	Van	95-92	W	4/2/04	Mem	99-109	L	4/10/09	Mem	89-106	L	1/10/14	Mem	99-104	L
2/8/00	Phx	94-76	W	4/11/04	Phx	89-83	W	4/13/09	Phx	119-110	W	4/14/14	Phx	91-97	L
3/17/00	Van	101-86	W	12/23/04	Phx	109-102	W	11/25/09	Phx	126-111	W				

*Overtime **Double Overtime # Vancouver Grizzlies

Suns Players Career Statistics vs. Grizzlies

PLAYER	G-GS	MIN	FG-FGA	PCT	3FG-FGA	PCT	FT-FTA	PCT	OFF	DEF	TOT	AST	PF-DQ	STL	TO	BLK	PTS	AVG	HI
Bledsoe	11-4	262	38-89	.427	3-15	.200	25-32	.781	10	20	30	42	24-0	14	24	6	104	9.5	19
Dragic	22-9	548	105-209	.502	22-65	.338	53-81	.654	17	40	57	86	43-0	30	52	5	285	13.0	33
Goodwin	2-0	18	4-7	.571	0-2	.000	0-0	—	0	3	3	0	0-0	0	2	0	8	4.0	8
Green	11-3	183	27-71	.380	8-35	.229	10-11	.909	3	8	11	14	16-0	8	10	2	72	6.5	21
Len	1-0	5	1-3	.333	0-0	—	0-0	—	1	2	3	0	1-0	0	0	1	2	2.0	2
Marc Morris	8-1	145	20-54	.370	8-21	.381	8-13	.615	10	16	26	7	15-0	3	2	5	56	7.0	18
Mark Morris	11-1	244	48-104	.462	5-18	.278	10-13	.769	16	28	44	11	26-0	8	15	11	111	10.1	21
Plumlee	4-4	128	18-31	.581	0-0	—	3-6	.500	10	25	35	1	8-0	4	7	7	39	9.8	12
Randolph	3-0	20	1-3	.333	0-0	—	0-2	.000	1	4	5	0	3-0	0	0	1	2	0.7	2
Thomas	10-7	300	45-125	.360	12-50	.240	33-40	.825	7	22	29	53	15-0	10	17	0	135	13.5	24
Tolliver	18-3	353	39-93	.419	10-43	.233	12-18	.667	15	55	70	15	33-0	2	12	7	100	5.6	12
Tucker	9-6	200	23-52	.442	6-11	.545	11-12	.917	18	21	39	10	14-0	8	8	2	63	7.0	17

Series Highlights & Top Performances

The Suns have won 18 of the last 30 overall... Dec. 23, 2004, Phoenix became the first team in NBA history to win 10-straight games after losing 50 or more games the previous season... The Suns' 108-76 win on January 5, 2001 was the largest margin of victory in the series... Phoenix went 9-9 at the foul line on February 8, 2000, and combined with the Grizzlies 29-30 FT, the teams posted the fourth-highest combined single game free throw percentage (.967) in NBA history... February 19, 1996, **Charles Barkley** grabbed 14 rebounds in a 98-84 overtime win to become one of 10 players in NBA history to record 20,000 career points and 10,000 rebounds... November 14, 1996, the Suns tied a record low for points in a quarter, with eight in the second period... The teams combined for 22 points in the quarter, the second-lowest total in league history... The Grizzlies won that game, 92-89, for their first-ever win against Phoenix.

By The Numbers:

Suns vs. Grizzlies 2013-2014: 0-4

12/3/13 at Memphis: Grizzlies 110, Suns 91

1/2/14 at Phoenix: Grizzlies 99, Suns 91

1/10/14 at Memphis: Grizzlies 104, Suns 99

4/14/14 at Phoenix: Grizzlies 97, Suns 91

All-Time Series Results:

Suns vs. Grizzlies at Phoenix: 28-9

Suns vs. Grizzlies on road: 20-14

Suns vs. Grizzlies overall: 48-23

Suns largest margin of victory: 32 (108-76, 1/5/01)

Suns high point total: 137 (1/15/07)

Suns low point total: 78 (2/21/02)

Grizzlies largest margin of victory: 25 (128-103, 1/2/10)

Grizzlies high point total: 128 (1/2/10)

Grizzlies low point total: 72 (2/21/02)

	HOME	AWAY
Suns last win:	12/12/12 (82-80)	2/5/13 (96-90)
Suns last loss:	4/14/14 (97-91)	1/10/14 (104-99)
Streaks:	Lost three	Lost two

Miami Heat



601 Biscayne Blvd.
Miami, FL 33132
(786) 777-4328
Fax: (786) 777-1615
www.heat.com

2014-2015 vs. Suns:

December 9 at Phoenix
March 2 at Miami

2013-2014 Finish:

54-28 (.659)

First in Southeast Division

Playoffs:

Defeated Charlotte 4-0
Defeated Brooklyn 4-1
Defeated Indiana 4-2
Lost to San Antonio 4-1

Managing General Partner

Micky Arison

Chief Executive Officer

Nick Arison

President

Pat Riley

Sr. VP, Basketball Operations/GM

Andy Elisburg

Head Coach

Erik Spoelstra

Assistant Head Coach

David Fizdale

Assistant Coaches

Juwan Howard, Keith Smart,
Dan Craig, Chris Quinn

Head Athletic Trainer

Jay Sabol

Vice President, Sports Media Relations

Tim Donovan

Director of Sports Media Relations

Rob Wilson

Asst. Director of Sports Media Relations

Michael Lissack

Sports Media Relations Manager

Nick Maiorana

Home Court

AmericanAirlines Arena (19,600, built in 2000)

Team Colors

Red, Yellow, Black, White

Radio

The Ticket (104.3 FM) Mike Inglis, John Crotty
WAQI (710 AM Spanish) José Paneda, Joe Pujala

TV

Sun Sports (Cable)
Eric Reid, Tony Fiorentino, Jason Jackson

2013-2014 Regular Season Stats – Suns vs. Heat

PLAYER	G-GS	MIN	FG-FGA	PCT	3FG-FGA	PCT	FT-FTA	PCT	OFF	DEF	TOT	AST	PF	DQ	STL	TO	BLK	PTS	AVG	HI
Green	2-2	67	14-27	.519	7-17	.412	3-3	1.000	0	7	7	6	10-0	2	5	1	38	19.0	26	
Frye	2-2	69	12-25	.480	7-16	.438	0-0	—	1	13	14	5	6-0	3	3	0	31	15.5	16	
Dragic	2-2	78	9-24	.375	2-8	.250	9-9	1.000	3	8	11	18	5-0	5	4	1	29	14.5	15	
Mark, Morris	2-0	60	8-23	.348	0-2	.000	8-10	.800	6	6	12	1	4-0	1	5	2	24	12.0	12	
Tucker	2-2	73	9-22	.409	3-8	.375	3-4	.750	5	8	13	5	7-0	2	5	1	24	12.0	14	
Mark, Morris	2-0	30	3-15	.200	1-8	.125	6-8	.750	1	4	5	0	1-0	1	1	0	13	6.5	13	
Barbosa	1-0	15	2-3	.667	0-0	—	1-1	1.000	0	1	1	0	0-0	0	2	0	5	5.0	5	
Plumlee	2-2	39	5-10	.500	0-0	—	0-0	—	3	6	9	0	3-0	1	1	1	10	5.0	8	
Smith	2-0	25	4-6	.667	0-0	—	2-4	.500	0	4	4	1	3-0	1	3	0	10	5.0	8	
Goodwin	1-0	11	1-2	.500	0-1	.000	1-2	.500	1	1	2	0	1-0	0	2	0	3	3.0	3	
Christmas	1-0	6	1-2	.500	0-0	—	0-0	—	0	1	1	0	0-0	0	0	0	2	2.0	2	
Kravtsov	1-0	1	0-0	—	0-0	—	0-0	—	0	0	0	0	0-0	0	0	0	0	0.0	0	
Len	1-0	6	0-0	—	0-0	—	0-0	—	0	2	2	0	1-0	0	0	1	0	0.0	0	
SUNS	2	480	68-159	.428	20-60	.333	33-41	.805	20	61	81	37	41-0	16	34	7	189	94.5	97	

PLAYER	G-GS	MIN	FG-FGA	PCT	3FG-FGA	PCT	FT-FTA	PCT	OFF	DEF	TOT	AST	PF	DQ	STL	TO	BLK	PTS	AVG	HI
James	2-2	74	23-36	.639	4-9	.444	22-25	.880	1	13	14	7	2-0	6	8	1	72	36.0	37	
Wade	1-1	33	9-13	.692	0-0	—	3-3	1.000	2	4	6	12	2-0	0	3	0	21	21.0	21	
Bosh	2-2	66	10-20	.500	2-2	1.000	6-8	.750	2	10	12	1	6-0	1	4	0	28	14.0	21	
Chalmers	1-1	33	4-7	.571	1-2	.500	4-6	.667	0	0	0	1	3-0	2	0	0	13	13.0	13	
Allen	2-0	54	9-17	.529	4-12	.333	2-2	1.000	0	10	10	4	1-0	3	4	1	24	12.0	17	
Andersen	2-0	37	8-13	.615	0-0	—	1-2	.500	6	7	13	0	5-0	1	0	1	17	8.5	11	
Beasley	1-0	23	3-8	.375	0-2	.000	2-2	1.000	1	5	6	0	2-0	0	0	0	8	8.0	8	
Cole	2-1	64	4-15	.267	1-6	.167	3-4	.750	0	5	5	6	6-0	3	6	0	12	6.0	10	
Douglas (TOT)	3-1	35	6-16	.375	2-8	.250	4-6	.667	1	3	4	5	8-0	1	3	1	18	6.0	7	
Douglas (MIA)	1-1	15	2-9	.222	1-4	.250	0-0	—	1	2	3	2	2-0	0	0	1	5	5.0	5	
Battier	2-2	42	3-10	.300	3-9	.333	0-0	—	2	4	6	1	0-0	3	0	0	9	4.5	6	
Lewis	2-0	18	0-3	.000	0-2	.000	1-2	.500	1	3	4	0	2-0	0	1	0	1	0.5	1	
Anthony	1-0	1	0-1	.000	0-0	—	0-0	—	0	0	0	0	0-0	0	0	0	0	0.0	0	
Jones	1-0	1	0-0	—	0-0	—	0-0	—	0	0	0	0	0-0	0	0	0	0	0.0	0	
Mason	1-0	18	0-3	.000	0-1	.000	0-0	—	0	0	0	0	3-0	2	0	1	0	0.0	0	
HEAT	2	480	75-155	.484	16-49	.327	44-54	.815	16	63	79	34	34-0	21	27	5	210	105.0	107	

Series Scores & Summary

Date	Site	Final	W/L	Date	Site	Final	W/L	Date	Site	Final	W/L	Date	Site	Final	W/L
1/7/89	Phx	107-99	W	3/11/94	Mia	122-107	W	2/21/01	Mia	100-85	W	11/9/07	Mia	106-101	W
1/17/89+	Mia	ppd		3/22/94*	Phx	124-118	W	1/12/02	Phx	108-74	W	12/10/07	Phx	113-117	L
3/13/89	Mia	112-104	W	12/26/94	Phx	119-107	W	3/12/02	Mia	78-90	L	11/28/08	Phx	92-107	L
3/20/89	Phx	115-97	W	3/21/95*	Mia	121-117	W	12/22/02*	Phx	90-100	L	3/4/09	Mia	129-135	L
4/19/89	Mia	117-91	W	12/9/95	Phx	92-94	L	1/22/03	Mia	85-92	L	11/3/09	Mia	104-96	W
1/23/90	Mia	118-99	W	1/30/96	Mia	114-99	W	11/22/03	Phx	100-98	W	1/8/10	Phx	105-109	L
3/16/90	Phx	129-103	W	11/24/96	Phx	84-87	L	12/9/03	Mia	72-92	L	11/17/10	Mia	96-123	L
12/29/90	Phx	134-95	W	1/27/97	Mia	97-125	L	1/11/05	Phx	122-107	W	12/23/10	Phx	83-95	L
1/30/91	Mia	115-104	W	1/18/98	Phx	96-87	W	3/25/05	Mia	115-125	L	3/20/12	Mia	95-99	L
12/7/91	Mia	109-108	W	1/30/98	Mia	74-71	W	1/6/06	Phx	111-93	W	11/5/12	Mia	99-124	L
12/26/91	Phx	132-104	W	3/6/00	Phx	100-92	W	1/26/06	Mia	107-98	W	11/17/12	Phx	88-97	L
12/12/92	Mia	122-118	W	3/28/00	Mia	78-81	L	12/13/06	Mia	99-89	W	11/25/13	Mia	92-107	L
1/15/93	Phx	107-99	W	11/11/00	Phx	84-82	W	1/5/07	Phx	108-80	W	2/11/14	Phx	97-103	L

*Overtime + Postponed due to unsafe conditions, rescheduled 4/19/89

Suns Players Career Statistics vs. Heat

PLAYER	G-GS	MIN	FG-FGA	PCT	3FG-FGA	PCT	FT-FTA	PCT	OFF	DEF	TOT	AST	PF-DQ	STL	TO	BLK	PTS	AVG	HI
Bledsoe	4-0	76	8-24	.333	2-4	.500	8-9	.889	4	7	11	11	3-0	4	10	3	26	6.5	12
Dragic	11-5	241	32-82	.390	9-31	.290	28-39	.718	6	26	32	47	19-0	11	20	3	101	9.2	16
Goodwin	1-0	11	1-2	.500	0-1	.000	1-2	.500	1	1	2	0	1-0	0	2	0	3	3.0	3
Green	10-5	257	39-112	.348	15-51	.294	5-5	1.000	4	22	26	13	34-1	7	18	5	98	9.8	26
Len	1-0	6	0-0	—	0-0	—	0-0	—	0	2	2	0	1-0	0	0	1	0	0.0	0
Marc Morris	5-0	67	7-29	.241	4-16	.250	6-8	.750	4	9	13	0	8-1	1	2	0	24	4.8	13
Mark Morris	5-0	135	22-49	.449	3-8	.375	14-19	.737	10	15	25	3	13-0	6	9	5	61	12.2	16
Plumlee	2-2	39	5-10	.500	0-0	—	0-0	—	3	6	9	0	3-0	1	1	1	10	5.0	8
Randolph	4-1	54	5-16	.313	0-0	—	2-2	1.000	14	5	19	3	11-0	3	1	1	12	3.0	8
Thomas	5-5	194	36-74	.486	17-33	.515	16-21	.762	2	14	16	37	15-0	4	13	0	105	21.0	34
Tolliver	14-2	263	23-62	.371	13-42	.310	11-15	.733	7	38	45	13	23-0	6	12	3	70	5.0	12
Tucker	5-2	106	10-28	.357	3-8	.375	7-8	.875	7	9	16	6	15-0	2	8	2	30	6.0	14

Series Highlights & Top Performances

Phoenix has won 14 of the last 29 meetings... January 5, 2007, Phoenix held Miami to a season opponent-low 80 points at US Airways Center... Suns captured the first 16 meetings between the clubs... January 6, 2006, **Steve Nash** dished out a franchise-record 12 assists in the first quarter... January 30, 1998, the Heat scored 71 points, the then fifth lowest ever by a Suns opponent... Series bests: **Charles Barkley** tallied 39 points on December 12, 1992 in Miami... March 21, 1995 in Miami, Barkley grabbed 18 rebounds in Phoenix's 121-117 overtime victory... January 27, 1997, **Alonzo Mourning** blocked six shots in Miami's 125-97 win, the Heat's largest in the series... December 29, 1990 in Phoenix, **Kevin Johnson** dished out 19 assists in Phoenix's largest-ever win over the Heat, 134-95... December 9, 1995 in Phoenix, rookie **Sasha Danilovic** tallied a career and Heat series-high of 30 points as Miami escaped with its first-ever victory over the Suns, 94-92... December 26, 1991 in Phoenix, the Suns set a team record with eight blocks in the second quarter.

By The Numbers:

Suns vs. Miami 2013-2014: 0-2

11/25/13 at Miami: Heat 107, Suns 92

2/11/14 at Phoenix: Heat 103, Suns 97

Suns largest margin of victory: 39 (134-95, 12/29/90)

Suns high point total: 134 (12/29/90)

Suns low point total: 72 (12/9/03)

Heat largest margin of victory: 28 (125-97, 1/27/97)

Heat high point total: 135 (3/4/09)

Heat low point total: 71 (1/30/98)

All-Time Series Results:

Suns vs. Heat at Phoenix: 16-9

Suns vs. Heat at Miami: 15-11

Suns vs. Heat overall: 31-20

	HOME	AWAY
Suns last win:	1/5/07 (108-80)	11/3/09 (104-96)
Suns last loss:	2/11/14 (103-97)	11/25/13 (107-92)
Streaks:	Lost six	Lost five

Milwaukee Bucks



**1001 N. Fourth Street
Milwaukee, WI 53203
(414) 227-0500
Fax: (414) 294-4890
www.bucks.com**

2014-2015 vs. Suns:

December 15 at Phoenix
January 6 at Milwaukee

2013-2014 Finish:

15-67 (.183)

Fifth in Central Division

Playoffs:

Did not qualify

Owners	Wes Edens, Marc Lasry
General Manager	John Hammond
Head Coach	Jason Kidd
Assistant Coaches	Joe Prunty, Eric Hughes, Greg Foster, Sean Sweeney, Josh Oppenheimer
Head Athletic Trainer	Scott Barthlama
Vice President of Public Relations	Dan Smyczek
Public Relations Manager	Mark Rosenberg
Public Relations Coordinator	Kristen Deahl
Home Court	BMO Harris Bradley Center (18,717, built in 1988)
Team Colors	Forest Green, Red, Silver
Radio	WTMJ (620 AM) Ted Davis, Dennis Krause
TV	Fox Sports Wisconsin (Cable) Jim Paschke, Jon McGlocklin, Sidney Moncrief

2013-2014 Regular Season Stats – Suns vs. Bucks

PLAYER	G-GS	MIN	FG-FGA	PCT	3FG-FGA	PCT	FT-FTA	PCT	OFF	DEF	TOT	AST	PF-DQ	STL	TO	BLK	PTS	AVG	HI
Green	2-2	63	16-27	.593	8-13	.615	7-7	1.000	1	3	4	4	7-0	7	3	0	47	23.5	24
Dragic	2-2	52	14-26	.538	5-7	.714	12-12	1.000	1	4	5	12	5-0	2	6	0	45	22.5	30
Frye	2-2	60	12-20	.600	8-13	.615	3-3	1.000	0	9	9	2	5-0	1	2	3	35	17.5	22
Mark. Morris	2-0	49	9-14	.643	0-0	—	9-9	1.000	2	4	6	3	9-0	1	3	0	27	13.5	14
Marc. Morris	2-0	59	8-22	.364	3-9	.333	4-4	1.000	3	6	9	5	5-0	1	1	0	23	11.5	16
Plumlee	2-2	42	6-11	.545	0-0	—	5-7	.714	4	8	12	2	5-0	0	3	1	17	8.5	9
Barbosa	1-0	21	2-8	.250	0-2	.000	3-4	.750	0	1	1	4	1-0	0	2	0	7	7.0	7
Goodwin	1-0	15	2-4	.500	0-0	—	3-4	.750	1	2	3	0	2-0	0	0	0	7	7.0	7
Len	1-0	22	3-4	.750	0-0	—	1-1	1.000	3	7	10	0	4-0	0	1	1	7	7.0	7
Smith	2-0	40	7-16	.438	0-3	.000	0-0	—	0	4	4	14	4-0	3	2	0	14	7.0	8
Tucker	2-2	50	3-9	.333	0-2	.000	5-6	.833	2	6	8	2	3-0	6	3	1	11	5.5	8
Christmas	1-0	3	1-2	.500	0-1	.000	0-0	—	0	0	0	0	0-0	0	0	0	2	2.0	2
Kravtsov	1-0	3	0-0	—	0-0	—	0-0	—	0	1	1	0	0-0	0	0	0	0	0.0	0
SUNS	2	480	83-163	.509	24-50	.480	52-57	.912	17	55	72	48	50-0	21	26	6	242	121.0	126
PLAYER	G-GS	MIN	FG-FGA	PCT	3FG-FGA	PCT	FT-FTA	PCT	OFF	DEF	TOT	AST	PF-DQ	STL	TO	BLK	PTS	AVG	HI
Knight	2-2	74	14-27	.519	2-6	.333	19-20	.950	1	5	6	16	3-0	3	8	1	49	24.5	25
Mayo	1-0	31	7-11	.636	4-5	.800	2-2	1.000	1	2	3	5	3-0	1	1	0	20	20.0	20
Ilyasova	2-2	53	13-24	.542	3-9	.333	10-11	.909	2	6	8	1	6-0	1	2	0	39	19.5	27
Butler	2-0	54	9-20	.450	5-8	.625	2-2	1.000	1	11	12	6	3-0	0	5	1	25	12.5	16
Middleton	2-1	56	9-19	.474	2-6	.333	4-6	.667	2	10	12	2	4-0	0	5	0	24	12.0	17
Sanders	2-1	60	10-16	.625	0-0	—	1-2	.500	6	5	11	0	9-0	0	3	3	21	10.5	14
Henson	1-1	22	4-8	.500	0-0	—	1-2	.500	2	4	6	0	5-0	0	0	1	9	9.0	9
Neal	1-0	18	3-8	.375	1-5	.200	2-2	1.000	0	1	1	1	1-0	0	2	0	9	9.0	9
Wolters	2-0	23	3-8	.375	0-0	—	5-5	1.000	0	4	4	4	0-0	0	1	0	11	5.5	11
Antetokounmpo	2-2	39	2-9	.222	0-0	—	2-2	1.000	0	5	5	4	7-0	1	4	0	6	3.0	6
Udoh	1-0	18	0-0	—	0-0	—	2-2	1.000	0	0	0	0	1-0	0	0	1	2	2.0	2
Ridnour	2-1	30	1-7	.143	0-1	.000	0-0	—	1	2	3	1	3-0	0	3	0	2	1.0	2
Raduljica	1-0	3	0-0	—	0-0	—	0-0	—	0	1	1	0	0-0	0	0	0	0	0.0	0
BUCKS	2	480	75-157	.478	17-40	.425	50-56	.893	16	56	72	40	45-0	6	35	7	217	108.5	117

Series Scores & Summary

Date	Site	Final	%A	Date	Site	Final	%A	Date	Site	Final	%A	Date	Site	Final	%A
11/23/68	Mil.	112-115	L	11/4/72	Mil.	105-104	W	3/14/78	Mil.	106-121	L	3/11/89	Mil.	93-100	L
12/22/68	Mil.	116-127	L	11/5/72	Phx	101-119	L	10/24/78	Phx	124-116	W	3/31/89	Phx	122-104	W
1/3/69	Mil.	104-121	L	2/6/73	Mil.	111-126	L	12/12/78	Mil.	114-120	L	12/8/89	Phx	123-98	W
1/29/69	Tucson	111-107	W	3/12/73	Mil.	95-126	L	1/17/79	Mil.	118-123	L	3/27/90	Mil.	127-133	L
2/2/69	Phx	122-121	W	3/25/73	Phx	112-114	L	1/31/79	Phx	123-118	W	1/5/91	Mil.	86-88	L
2/23/69	Mil.	103-107	L	10/12/73	Phx	84-107	L	10/19/79	Mil.	94-95	L	3/28/91	Phx	102-88	W
3/19/69	Phx	110-117	L	10/27/73	Mil.	95-104	L	10/23/79	Phx	108-114	L	3/12/92	Mil.	106-100	W
3/23/69	Phx	118-128	L	12/22/73	Phx	121-112	W	12/23/79	Mil.	106-103	W	3/25/92	Phx	132-104	W
10/26/69	Phx	99-119	L	1/5/74	Mil.	109-118	L	1/25/80	Phx	110-96	W	12/6/92	Mil.	122-112	W
12/21/69	Mil.	111-118	L	1/25/74	Phx	108-112	L	2/10/80	Mil.	107-109	L	3/26/93	Phx	109-103	W
1/9/70	Mil.	116-120	L	3/11/74	Mil.	92-105	L	2/27/80*	Phx	110-119	L	12/5/93	Mil.	117-98	W
1/31/70	Phx	106-107	L	11/19/74	Mil.	108-122	L	1/11/81	Mil.	109-123	L	12/13/93	Phx	112-104	W
2/11/70	Mil.	120-127	L	12/19/74	Phx	108-112	L	1/23/81	Phx	131-122	L	12/29/94	Mil.	123-106	W
11/8/70	Mil.	105-124	L	2/23/75	Madison	106-97	W	2/7/82	Mil.	92-107	L	1/9/95	Phx	119-102	W
2/22/70	Phx	124-144	L	3/25/75	Phx	92-87	W	3/26/82	Phx	113-112	W	1/26/96	Mil.	107-97	W
12/12/70	Phx	113-111	W	11/19/75	Phx	94-96	L	1/9/83	Mil.	96-106	L	3/29/96	Phx	108-85	W
2/8/71	Mil.	94-118	L	12/17/75	Phx	116-111	W	2/22/83	Phx	112-105	W	11/12/96*	Mil.	89-99	L
2/21/71	Phx	97-125	L	12/28/75	Mil.	85-88	L	11/18/83	Phx	94-109	L	3/25/97	Phx	117-112	W
3/14/71	Madison	125-113	W	1/29/76	Phx	96-105	L	2/14/84	Mil.	83-92	L	11/12/97	Phx	103-95	W
3/16/71	Phx	111-119	L	3/14/76	Mil.	108-106	W	11/16/84	Phx	118-106	W	12/2/97	Mil.	90-86	W
10/14/71	Phx	97-110	L	11/17/76	Phx	103-95	W	3/16/85	Mil.	96-125	L	3/16/99	Mil.	110-92	W
11/9/71	Mil.	113-118	L	1/4/77	Mil.	111-139	L	11/24/85*	Phx	138-140	L	11/12/99	Mil.	92-107	L
1/11/72	Mil.	115-114	W	2/2/77	Phx	130-113	W	3/12/86*	Mil.	127-126	W	12/20/99	Phx	108-101	W
2/2/72	Phx	103-106	L	3/29/77	Mil.	122-110	W	2/21/87	Phx	107-115	L	12/7/00	Mil.	104-96	W
2/26/72*	Madison	117-119	L	1/3/78	Mil.	125-103	L	3/9/87	Mil.	110-118	L	4/1/01	Phx	106-99	W
3/15/72	Phx	110-106	W	2/3/78	Phx	115-105	W	11/1/88	Mil.	107-117	L	11/28/01	Phx	104-84	W
10/13/72	Phx	105-117	L	3/3/78	Phx	132-126	W	3/24/88	Phx	119-114	W	1/22/02	Mil.	92-81	W

*Overtime

Suns Players Career Statistics vs. Bucks

PLAYER	G-GS	MIN	FG-FGA	PCT	3FG-FGA	PCT	FT-FTA	PCT	OFF	DEF	TOT	AST	PF-DQ	STL	TO	BLK	PTS	AVG	HI
Bledsoe	4-0	73	6-13	.462	1-2	.500	4-4	1.000	0	4	4	11	7-0	3	9	2	17	4.3	8
Dragic	9-4	197	38-81	.469	8-22	.364	20-21	.952	8	16	24	33	23-0	12	20	0	104	11.6	30
Goodwin	1-0	15	2-4	.500	0-0	—	3-4	.750	1	2	3	0	2-0	0	0	0	7	7.0	7
Green	14-4	301	59-121	.488	17-43	.395	26-30	.867	6	24	30	16	29-0	12	14	0	161	11.5	24
Len	1-0	22	3-4	.750	0-0	—	1-1	1.000	3	7	10	0	4-0	1	1	1	7	7.0	7
Marc. Morris	3-1	83	8-29	.276	3-13	.231	4-4	1.000	4	12	16	7	6-0	1	3	1	23	7.7	16
Mark. Morris	6-0	132	20-46	.435	3-8	.375	12-13	.923	8	20	28	10	18-0	6	5	6	55	9.2	14
Plumlee	4-2	52	6-13	.462	0-0	—	7-9	.778	7	12	19	3	6-0	0	4	2	19	4.8	9
Randolph	6-1	61	8-15	.533	0-0	—	3-6	.500	6	14	20	3	11-0	2	5	5	19	3.2	10
Thomas	5-3	115	24-50	.480	7-16	.438	20-23	.870	2	10	12	23	10-0	4	7	0	75	15.0	30
Tolliver	10-2	168	13-26	.500	8-15	.533	8-10	.800	8	24	32	8	13-0	2	7	3	42	4.2	12
Tucker	5-4	104	8-24	.333	1-5	.200	8-12	.667	4	11	15	7	6-0	7	5	2	25	5.0	8

Series Highlights & Top Performances

The Suns have won 39 of the last 46 meetings... Prior to a 98-94 home loss on Jan. 17, 2013, Phoenix had claimed 24-straight wins at home, the longest home win streak against a single opponent in franchise history... Series bests: March 16, 1971 in Phoenix, second-year center **Low Alcindor** scored 48 points... March 27, 1990 in Milwaukee, **Kevin Johnson** scored a Suns series-high 44 points... October 14, 1971 in Phoenix, **Oscar Robertson** tallied 17 assists... October 12, 1973 in Phoenix, Alcindor recorded nine blocked shots... December 8, 1989 in Phoenix, Sun **Mark West** grabbed 24 rebounds.

By The Numbers:

Suns vs. Milwaukee 2013-2014: 2-0

1/4/14 at Phoenix: Suns 116, Bucks 100

1/29/14 at Milwaukee: Suns 126, Bucks 117

Suns largest margin of victory: 28 (132-104, 3/25/92)

Suns high point total: 138 (11/24/85*)

Suns low point total: 83 (2/14/84)

Bucks largest margin of victory: 31 (126-95, 3/12/73)

Bucks high point total: 144 (2/22/70)

Bucks low point total: 77 (2/2/11)

All-Time Series Results:

Suns vs. Bucks at Phoenix: 42-24

Suns vs. Bucks at Milwaukee: 26-40

Suns vs. Bucks overall: 68-64

	HOME	AWAY
Suns last win:	1/4/14 (116-100)	1/29/14 (126-117)
Suns last loss:	1/17/13 (98-94)	1/8/13 (108-99)
Streaks:	Won one	Won one

Minnesota Timberwolves



600 First Avenue North
Minneapolis, MN 55403
(612) 673-1600
Fax: (612) 673-8385
www.timberwolves.com

2014-2015 vs. Suns:

January 7 at Minnesota
January 16 at Phoenix
February 20 at Minnesota
March 11 at Phoenix

2013-2014 Finish:

40-42 (.488)

Third in Northwest Division

Playoffs:

Did not qualify

Owner	Glen Taylor
Chief Executive Officer	Rob Moor
General Manager	Milt Newton
Pres. of Basketball Ops./Head Coach	Phil "Flip" Saunders
Assistant Coaches	Sam Mitchell, Sid Lowe Ryan Saunders, David Adelman
Head Athletic Trainer	Gregg Farnam
Vice President of Communications	Brad Ruiter
Public Relations Manager	Aaron Seehusen
Communications Manager	Dan Bell
Public Relations Coordinator	Alex King
Home Court	Target Center (19,356, built in 1990)
Team Colors	Blue, Green, Silver
Radio	WCCO (830 AM) Alan Horton
TV	Fox Sports North Dave Benz, Jim Petersen

2013-2014 Regular Season Stats – Suns vs. Timberwolves

PLAYER	G-GS	MIN	FG-FGA	PCT	3FG-FGA	PCT	FT-FTA	PCT	OFF	DEF	TOT	AST	PF-DQ	STL	TO	BLK	PTS	AVG	HI
Bledsoe	1-1	35	6-13	.462	1-5	.200	8-10	.800	0	5	5	5	5-0	1	2	0	21	21.0	21
Dragic	3-3	100	24-48	.500	5-14	.357	7-9	.778	2	10	12	18	11-1	3	6	3	60	20.0	26
Mark Morris	3-0	80	22-43	.512	3-5	.600	10-16	.625	4	12	16	5	12-0	3	4	2	57	19.0	25
Green	3-2	83	15-34	.441	5-16	.313	12-12	1.000	3	6	9	3	12-0	1	7	2	47	15.7	19
Frye	3-3	77	13-28	.464	5-14	.357	1-1	1.000	2	9	11	3	12-0	0	5	2	32	10.7	22
Marc Morris	3-0	72	12-20	.600	5-9	.556	1-2	.500	3	9	12	4	10-0	3	6	1	30	10.0	11
Tucker	3-3	99	9-27	.333	2-5	.400	9-11	.818	12	21	33	1	10-0	2	6	2	29	9.7	19
Plumlee	3-3	64	8-17	.471	0-0	—	3-4	.750	5	17	22	2	7-1	2	5	3	19	6.3	11
Smith	3-0	59	9-16	.563	0-2	.000	1-1	1.000	3	5	8	10	3-0	5	2	0	19	6.3	8
Goodwin	2-0	20	6-10	.600	0-1	.000	0-0	—	2	3	5	0	2-0	1	2	0	12	6.0	10
Barbosa	1-0	13	1-6	.167	0-0	—	1-2	.500	1	2	3	3	2-0	0	2	1	3	3.0	3
Len	2-0	17	1-5	.200	0-0	—	1-2	.500	5	1	6	0	3-0	0	1	0	3	1.5	2
SUNS	3	720	126-267	.472	26-71	.366	54-70	.771	42	100	142	54	89-2	21	50	16	332	110.7	127
PLAYER	G-GS	MIN	FG-FGA	PCT	3FG-FGA	PCT	FT-FTA	PCT	OFF	DEF	TOT	AST	PF-DQ	STL	TO	BLK	PTS	AVG	HI
Love	3-3	114	25-69	.362	7-21	.333	27-32	.844	10	29	39	19	9-0	2	6	2	84	28.0	36
Martin	2-2	69	12-32	.375	4-9	.444	17-18	.944	0	5	5	3	5-0	1	5	0	45	22.5	25
Pekovic	1-1	33	6-16	.375	0-0	—	5-5	1.000	8	4	12	2	1-0	1	2	2	17	17.0	17
Brewer	3-3	108	19-34	.559	3-5	.600	6-12	.500	3	5	8	1	8-0	4	5	1	47	15.7	18
Muhammad	2-0	41	11-21	.524	0-1	.000	7-10	.700	8	3	11	1	2-0	2	1	0	29	14.5	20
Rubio	3-3	114	12-26	.462	2-5	.400	7-10	.700	1	14	15	28	12-0	6	6	0	33	11.0	19
Budinger	2-1	41	6-12	.500	2-6	.333	2-4	.500	0	3	3	0	3-0	1	2	0	16	8.0	10
Cunningham	3-1	71	10-16	.625	0-1	.000	4-5	.800	0	9	9	3	10-0	4	2	7	24	8.0	12
Mbah a Moute (TOT)	3-2	71	7-13	.538	0-0	—	3-3	1.000	3	10	13	5	4-0	3	1	2	17	5.7	11
Mbah a Moute (MIN)	1-0	16	1-4	.250	0-0	—	0-0	—	1	3	4	0	1-0	0	0	0	2	2.0	2
Barea	3-0	45	7-18	.389	0-6	.000	2-2	1.000	1	0	1	6	6-0	0	7	0	16	5.3	8
Turiaf	1-0	15	2-2	1.000	0-0	—	1-2	.500	0	4	4	2	1-0	0	0	0	5	5.0	5
Dieng	2-1	29	3-5	.600	0-0	—	2-2	1.000	4	6	10	2	4-0	1	2	0	8	4.0	6
Shved	2-0	19	2-7	.286	1-1	1.000	2-2	1.000	2	4	6	1	0-0	1	0	1	7	3.5	7
Hummel	1-0	5	0-2	.000	0-2	.000	0-0	—	0	0	0	0	1-0	0	0	0	0	0.0	0
TIMBERWOLVES	3	720	116-264	.439	19-57	.333	82-104	.788	38	89	127	68	63-0	23	39	13	333	111.0	120

Series Scores & Summary

Date	Site	Final	W/L	Date	Site	Final	W/L	Date	Site	Final	W/L	Date	Site	Final	W/L
12/29/89	Min	118-101	W	12/1/95	Phx	111-105	W	2/13/02	Min	92-107	L	1/23/08	Min	107-117	L
1/18/90	Phx	113-96	W	1/4/96	Phx	93-98	L	3/8/02	Phx	81-76	W	4/4/08	Phx	117-88	W
3/10/90*	Min	101-98	W	1/24/96	Min	101-91	W	4/6/02	Min	104-108	L	11/26/08	Min	110-102	W
3/23/90	Phx	120-99	W	2/28/96	Min	117-93	W	12/30/02	Min	98-104	L	1/16/09	Phx	103-105	L
12/19/90	Phx	112-96	W	11/5/96	Phx	95-98	L	2/23/03	Min	97-99	L	4/11/09	Min	110-97	W
1/7/91	Min	119-106	W	12/13/96	Min	105-108	L	3/9/03	Phx	98-105	L	11/1/09	Phx	120-112	W
3/10/91	Min	123-109	W	2/16/97	Min	96-107	L	4/5/03	Phx	111-94	W	11/27/09	Min	120-95	W
3/26/91	Phx	117-95	W	4/8/97	Phx	115-107	W	12/3/03	Phx	79-92	L	3/16/10	Phx	152-114	W
12/31/91	Min	101-95	W	11/18/97	Phx	90-108	L	1/25/04	Min	95-99	L	3/28/10	Min	111-105	W
1/13/92	Phx	131-111	W	12/13/97	Min	101-112	L	2/17/04	Min	95-110	L	12/15/10	Phx	128-122	W
3/15/92	Min	118-113	W	1/7/98	Min	92-77	W	3/19/04	Phx	80-93	L	4/6/11	Min	108-98	W
3/21/92	Phx	121-105	W	3/25/98	Phx	97-99	L	12/3/04	Phx	93-97	L	4/11/11*	Phx	135-127	W
11/14/92	Min	108-101	W	4/7/99	Phx	90-82	W	1/4/05	Min	122-115	W	3/1/12	Phx	104-95	W
11/27/93*	Min	117-116	W	4/28/99	Min	92-97	L	2/2/05	Min	108-79	W	3/12/12	Phx	124-127	L
2/3/93	Phx	122-102	W	5/5/99	Phx	100-96	W	4/1/05	Phx	107-98	W	4/9/12	Min	114-90	W
4/14/93	Phx	98-84	W	11/13/99	Min	100-110	L	12/26/05	Min	103-89	W	12/29/12	Min	107-111	L
1/7/94	Min	110-103	W	2/10/00	Phx	101-85	W	2/6/06	Phx	101-103	L	2/26/13*	Phx	84-83	W
2/9/94	Phx	111-106	W	3/14/00	Phx	107-100	W	3/11/06	Phx	110-102	W	3/22/13	Phx	86-117	L
1/24/94	Min	120-101	W	4/2/00	Min	87-86	W	1/21/07	Phx	131-102	W	4/13/13	Min	93-105	L
3/4/94	Phx	106-101	W	1/7/01	Phx	88-108	L	1/29/07	Min	112-121	L	1/8/14	Min	104-103	W
11/16/94	Phx	105-90	W	1/23/01	Min	73-82	L	2/23/07	Min	116-104	W	2/25/14	Phx	101-110	L
12/10/94	Min	103-89	W	2/14/01	Phx	104-96	W	3/20/07	Phx	108-90	W	3/23/14	Min	127-120	W
1/24/95	Min	100-85	W	4/6/01	Min	88-101	L	12/8/07	Min	93-100	L				
3/31/95	Phx	106-96	W	1/18/02*	Phx	103-100	W	1/18/08	Phx	115-95	W				

*Overtime

Suns Players Career Statistics vs. Timberwolves

PLAYER	G-GS	MIN	FG-FGA	PCT	3FG-FGA	PCT	FT-FTA	PCT	OFF	DEF	TOT	AST	PF-DQ	STL	TO	BLK	PTS	AVG	HI
Bledsoe	12-4	269	25-82	.305	4-19	.211	30-37	.811	12	34	46	38	21-0	21	30	4	84	7.0	21
Dragic	18-8	490	75-174	.431	15-54	.278	31-52	.596	13	52	65	120	43-1	17	36	8	196	10.9	26
Goodwin	2-0	20	6-10	.600	0-1	.000	0-0	—	2	3	5	0	2-0	1	2	0	12	6.0	10
Green	8-2	182	30-66	.455	9-21	.429	25-25	1.000	5	18	23	6	22-0	2	13	2	94	11.8	19
Len	2-0	17	1-5	.200	0-0	—	1-2	.500	5	1	6	0	3-0	0	1	0	3	1.5	2
Marc Morris	8-1	151	18-45	.400	7-22	.318	4-13	.308	7	19	26	10	21-0	4	12	1	47	5.9	11
Mark Morris	10-2	258	55-110	.500	10-23	.435	13-21	.619	12	39	51	15	38-1	12	16	8	133	13.3	25
Plumlee	3-3	64	8-17	.471	0-0	—	3-4	.750	5	17	22	2	7-1	2	5	3	19	6.3	11
Randolph	3-0	35	7-8	.875	0-0	—	1-4	.250	5	3	8	1	7-0	0	3	2	15	5.0	8
Thomas	10-8	295	68-130	.523	20-55	.364	24-28	.857	6	21	27	48	29-0	9	22	0	180	18.0	27
Tolliver	5-1	103	24-35	.686	8-11	.727	5-7	.714	2	13	15	3	8-0	0	3	0	61	12.2	34
Tucker	7-6	214	21-50	.420	3-7	.429	10-13	.769	19	35	54	7	20-0	5	9	2	55	7.9	19

Series Highlights & Top Performances

The Suns won the first 25 games in the series and have won 24 of the last 34 matchups... The Wolves' 121-112 win on January 29, 2007 snapped the Suns' franchise-record 17-game win streak... The 73 points scored by the Suns on January 23, 2001 was the team-low in the series... Minnesota claimed its first-ever series win January 4, 1996 with a 98-93 road victory... December 13, 1996, the Wolves won for the first time at home, 108-105... January 27, 1993 in Minnesota, **Charles Barkley** grabbed a series-high 24 rebounds... January 18, 1990 in Phoenix, **Kevin Johnson** dished out a series-best 17 assists.

By The Numbers:

Suns vs. Minnesota 2013-2014: 2-1

1/8/14 at Minnesota: Suns 104, Wolves 103

2/25/14 at Phoenix: Wolves 110, Suns 101

3/23/14 at Minnesota: Suns 127, Wolves 120

All-Time Series Results:

Suns vs. Wolves at Phoenix: 34-14

Suns vs. Wolves at Minnesota: 28-18

Suns vs. Wolves overall: 62-32

Suns largest margin of victory: 38 (152-114, 3/16/10)

Suns high point total: 152 (3/16/10)

Suns low point total: 73 (1/23/01)

Wolves largest margin of victory: 31 (117-86, 3/22/13)

Wolves high point total: 127 (4/11/11*)

Wolves low point total: 76 (3/8/02)

	HOME	AWAY
Suns last win:	2/26/13 (84-83)	3/23/14 (127-120)
Suns last loss:	2/25/14 (110-101)	4/13/13 (105-93)
Streaks:	Won one	Won two

New Orleans Pelicans



**5800 Airline Drive
Metairie, LA 70003
(504) 593-4700
Fax: (504) 593-4702
www.pelicans.com**

2014-2015 vs. Suns:

December 30 at New Orleans
March 19 at Phoenix
April 10 at New Orleans

2013-2014 Finish:

34-48 (.415)

Fifth in Southwest Division

Playoffs:

Did not qualify

Owner/Chairman of the Board

Tom Benson

President

Dennis Lauscha

General Manager

Dell Demps

Head Coach

Monty Williams

Assistant Coaches

Randy Ayers, Dave Hanners,
Bryan Gates, Fred Vinson,
Kevin Hanson

Head Athletic Trainer

Duane Brooks

Sr. VP of Comm./Broadcasting

Greg Bensel

Director of Basketball Communications

Matt Ryan

Home Court

Smoothie King Center (16,867, built in 1999)

Team Colors

Blue, Gold, Red

Radio

WWL (105.3 FM) Sean Kelley, John DeShazier

TV

Fox Sports New Orleans (Cable)
Joel Meyers, David Wesley, Jen Hale

2013-2014 Regular Season Stats – Suns vs. Pelicans

PLAYER	G-GS	MIN	FG-FGA	PCT	3FG-FGA	PCT	FT-FTA	PCT	OFF	DEF	TOT	AST	PF-DQ	STL	TO	BLK	PTS	AVG	HI
Dragic	3-2	110	26-44	.591	6-13	.462	14-19	.737	2	5	7	17	5-0	1	6	3	72	24.0	40
Bledsoe	3-3	103	24-36	.667	4-7	.571	13-15	.867	1	13	14	17	7-0	6	14	3	65	21.7	25
Mark Morris	4-0	124	28-51	.549	2-3	.667	10-15	.667	7	13	20	12	7-0	4	1	3	68	17.0	23
Green	4-3	115	24-51	.471	12-27	.444	6-7	.857	3	9	12	10	9-0	2	9	3	66	16.5	21
Marc Morris	4-0	92	13-31	.419	8-12	.667	11-14	.786	6	15	21	4	9-0	3	4	2	45	11.3	16
Tucker	4-4	122	13-23	.565	3-7	.429	3-4	.750	2	17	19	5	7-0	6	4	1	32	8.0	15
Plumlee	4-4	103	11-27	.407	0-0	—	3-7	.429	9	22	31	1	5-0	3	4	5	25	6.3	10
Frye	4-4	88	7-25	.280	2-12	.167	3-4	.750	1	16	17	2	11-0	4	5	2	19	4.8	8
Smith	3-0	45	5-9	.556	0-1	.000	2-2	1.000	1	3	4	14	2-0	1	4	1	12	4.0	10
Goodwin	3-0	43	4-12	.333	1-7	.143	0-0	—	1	5	6	1	4-0	1	2	3	9	3.0	6
Kravtsov	2-0	7	1-1	1.000	0-0	—	0-0	—	1	1	2	0	1-0	0	2	0	2	1.0	2
Christmas	1-0	5	0-0	—	0-0	—	0-0	—	0	0	0	0	2-0	0	0	0	0	0.0	0
Randolph	1-0	5	0-0	—	0-0	—	0-0	—	1	0	1	0	0-0	0	0	0	0	0.0	0
SUNS	4	960	156-310	.503	38-89	.427	65-87	.747	35	119	154	83	69-0	31	57	26	415	103.8	116
PLAYER	G-GS	MIN	FG-FGA	PCT	3FG-FGA	PCT	FT-FTA	PCT	OFF	DEF	TOT	AST	PF-DQ	STL	TO	BLK	PTS	AVG	HI
Davis	3-3	117	24-45	.533	0-0	—	15-17	.882	8	24	32	3	9-0	7	3	7	63	21.0	32
Gordon	3-3	105	19-41	.463	8-13	.615	9-9	1.000	3	7	10	15	6-0	7	7	0	55	18.3	21
Smith	2-2	68	14-19	.737	0-0	—	7-8	.875	4	9	13	6	3-0	0	1	3	35	17.5	22
Morrow	4-0	99	19-36	.528	5-11	.455	3-3	1.000	2	8	10	5	4-0	2	2	0	46	11.5	16
Holiday	2-2	61	9-24	.375	1-4	.250	0-0	—	2	5	7	16	6-0	2	11	2	19	9.5	16
Withey	2-0	30	8-11	.727	0-0	—	3-3	1.000	1	2	3	3	3-0	1	0	1	19	9.5	17
Babbitt	2-0	42	6-12	.500	3-5	.600	2-2	1.000	0	7	7	3	4-0	1	0	1	17	8.5	12
Evans	4-2	94	14-37	.378	3-4	.750	2-6	.333	5	14	19	10	9-0	1	10	1	33	8.3	14
Miller	2-1	36	6-12	.500	1-6	.167	3-3	1.000	1	1	2	2	6-0	2	2	1	16	8.0	14
Aminu	4-3	87	11-24	.458	1-2	.500	5-6	.833	9	14	23	3	6-0	3	6	1	28	7.0	8
Roberts	4-2	81	12-35	.343	3-11	.273	1-1	1.000	1	6	7	11	13-1	4	5	0	28	7.0	17
Rivers	3-0	72	5-21	.238	0-2	.000	4-6	.667	0	8	8	11	5-0	1	2	1	14	4.7	10
Ajinca	1-1	14	2-2	1.000	0-0	—	0-0	—	1	1	2	0	4-0	0	1	2	4	4.0	4
Thomas	1-0	7	1-4	.250	0-0	—	0-0	—	0	1	1	1	0-0	0	0	0	2	2.0	2
Stiemsma	3-1	47	2-8	.250	0-0	—	1-2	.500	1	12	13	0	5-0	2	1	3	5	1.7	4
Taylor (TOT)	1-0	2	0-0	—	0-0	—	0-0	—	0	0	0	0	0-0	2	0	0	0	0.0	0
PELICANS	4	960	152-331	.459	25-58	.431	55-66	.833	38	119	157	89	83-1	33	59	23	384	96.0	104

Series Scores & Summary

Date	Site	Final	W/L	Date	Site	Final	W/L	Date	Site	Final	W/L	Date	Site	Final	W/L
1/20/03	N.O.#	102-114	L	4/17/06	Phx	115-78	W	11/11/09	Phx	124-104	W	4/1/12	Phx	92-75	W
3/1/03	Phx	92-97	L	11/22/06	Phx	92-83	W	11/19/09	N.O.	103-110	L	11/23/12*	Phx	111-108	W
12/11/03	Phx	101-111	L	3/9/07	Phx	104-103	W	2/1/10	N.O.	109-100	W	2/6/13	N.O.	84-93	L
3/26/04	N.O.	99-94	W	4/6/07	N.O.%	103-95	W	3/14/10	Phx	120-106	W	4/7/13	Phx	92-95	L
11/17/04	N.O.	95-84	W	12/15/07	N.O.	98-101	L	1/30/11	Phx	104-102	W	11/5/13^	N.O.	104-98	W
11/26/04	Phx	95-86	W	1/5/08	Phx	113-118	L	3/16/11	N.O.	95-100	L	11/10/13	Phx	101-94	W
12/29/04	N.O.	107-96	W	2/6/08**	Phx	130-132	L	3/25/11	Phx	100-106	L	2/28/14	Phx	116-104	W
4/12/05	Phx	99-85	W	2/27/08	N.O.	103-120	L	4/8/11	N.O.	97-109	L	4/9/14	N.O.	94-88	W
12/12/05	Phx	87-91	L	10/30/08	Phx	95-108	L	12/26/11	Phx	84-85	L				
12/16/05	N.O.+	101-88	W	12/3/08	N.O.	91-104	L	12/30/11	N.O.	93-78	W				
3/6/06	N.O.%	101-88	W	4/8/09	N.O.	105-100	W	2/1/12	N.O.	120-103	W				

*Overtime

**Double Overtime

New Orleans Hornets

+Baton Rouge

% Oklahoma City

^New Orleans Pelicans

Suns Players Career Statistics vs. Pelicans

PLAYER	G-GS	MIN	FG-FGA	PCT	3FG-FGA	PCT	FT-FTA	PCT	OFF	DEF	TOT	AST	PF-DQ	STL	TO	BLK	PTS	AVG	HI
Bledsoe	13-6	316	43-72	.597	8-18	.444	24-32	.750	5	26	31	55	24-0	17	34	8	118	9.1	25
Dragic	16-7	429	68-149	.456	22-59	.373	37-50	.740	10	34	44	84	34-0	11	35	5	195	12.2	40
Goodwin	3-0	43	4-12	.333	1-7	.143	0-0	—	1	5	6	1	4-0	1	2	3	9	3.0	6
Green	11-4	234	43-103	.417	19-44	.432	11-13	.846	5	21	26	17	19-0	2	17	6	116	10.5	21
Marc Morris	9-2	197	28-69	.406	17-32	.531	12-16	.750	8	28	36	7	21-0	5	10	6	85	9.4	16
Mark Morris	10-2	256	48-88	.545	8-13	.615	19-25	.760	16	27	43	20	23-0	9	8	8	123	12.3	23
Plumlee	4-4	103	11-27	.407	0-0	—	3-7	.429	9	22	31	1	5-0	3	4	5	25	6.3	10
Randolph	2-0	6	0-0	—	0-0	—	0-0	—	1	1	2	0	0-0	0	0	0	0	0.0	0
Thomas	10-8	286	53-110	.482	14-33	.424	25-31	.806	9	16	25	48	24-0	15	22	0	145	14.5	22
Tolliver	11-2	238	32-66	.485	18-39	.462	13-14	.929	16	32	48	13	21-0	9	9	3	95	8.6	30
Tucker	8-6	214	23-43	.535	5-11	.455	6-9	.667	6	30	36	11	10-0	7	7	2	57	7.1	15

Series Highlights & Top Performances

Phoenix swept the season series 4-0 and has won eight of the last ten games against New Orleans... The Suns lead 24-17 overall with a 4-0 record against the team as the Pelicans and a 20-17 record against the team as the Hornets... February 28, 2014, **Goran Dragic** tallied his first career 40-plus point game (Suns series-high 40 points) and had a career-tying 14 field goals made... December 12, 2005 in Phoenix, **Steve Nash** tallied a series-best 16 assists... February 6, 2008 in Phoenix, **Amar'e Stoudemire** scored 26 points in addition to a series-high 20 rebounds while playing 50 minutes of a double overtime 132-130 Hornets win... April 12, 2005 in Phoenix, **Shawn Marion** swatted a series-high six blocks in addition to posting 18 points and 17 rebounds.

By The Numbers:

Suns vs. New Orleans 2013-2014: 4-0

11/5/13 at New Orleans: Suns 104, Pelicans 98

11/10/13 at Phoenix: Suns 101, Pelicans 94

2/28/14 at Phoenix: Suns 116, Pelicans 104

4/9/14 at New Orleans: Suns 94, Pelicans 88

Suns largest margin of victory: 37 (115-78, 4/17/06)

Suns high point total: 130 (2/6/08**)

Suns low point total: 84 (12/26/11, 2/6/13)

Pelicans largest margin of victory: 13 (10/30/08, 12/3/08)

Pelicans high point total: 132 (2/6/08**)

Pelicans low point total: 78 (12/30/11)

All-Time Series Results:

Suns vs. Pelicans at Phoenix: 2-9

Suns vs. Pelicans on road: 12-8

Suns vs. Pelicans overall: 24-17

HOME

Suns last win: 2/28/14 (116-104)

Suns last loss: 4/7/13 (95-92)

Streaks: Won two

AWAY

4/9/14 (94-88)

2/6/13 (93-84)

Won two

New York Knicks



Madison Square Garden
Two Pennsylvania Plaza
New York, NY 10121-0091
(212) 465-6471
Fax: (212) 465-6498
www.nyknicks.com

2014-2015 vs. Suns:

December 20 at New York
 March 15 at Phoenix

2013-2014 Finish:

37-45 (.451)

Third in Atlantic Division

Playoffs:

Did not qualify

Executive Chairman	James L. Dolan
President	Phil Jackson
Head Coach	Derek Fisher
Associate Head Coach	Kurt Rambis
Assistant Coaches	Jim Clemons Rasheed Hazzard Brian Keefe Joshua Longstaff
Head Athletic Trainer	Roger Hinds
Vice President, Public Relations	Jonathan Supranowitz
Director, Media Relations	Gregg Schwartz
Home Court	Madison Square Garden (19,812, built in 1968)
Team Colors	Orange, Blue, White
Radio	ESPN Radio (98.7 FM) Mike Crispino, Brendan Brown
TV	MSG Network (Cable) Mike Breen, Walt Frazier

2013-2014 Regular Season Stats – Suns vs. Knicks

PLAYER	G-GS	MIN	FG-FGA	PCT	3FG-FGA	PCT	FT-FTA	PCT	OFF	DEF	TOT	AST	PF	DQ	STL	TO	BLK	PTS	AVG	HI
Dragic	2-2	80	20-39	.513	9-17	.529	11-13	.846	6	4	10	8	4-0	3	5	1	60	30.0	32	
Barbosa	1-0	30	8-15	.533	0-3	.000	5-6	.833	1	2	3	2	2-0	0	1	0	21	21.0	21	
Bledsoe	1-1	31	6-15	.400	2-4	.500	2-2	1.000	0	7	7	6	3-0	1	1	1	16	16.0	16	
Plumlee	2-2	56	9-15	.600	0-0	—	5-6	.833	10	13	23	4	6-0	3	2	2	23	11.5	12	
Marc. Morris	2-0	44	8-21	.381	2-8	.250	3-4	.750	2	5	7	1	3-0	0	1	1	21	10.5	12	
Mark. Morris	2-0	35	6-12	.500	2-2	1.000	4-4	1.000	5	5	10	2	4-0	1	4	2	18	9.0	16	
Tucker	2-2	56	6-16	.375	1-5	.200	4-4	1.000	4	9	13	3	7-0	0	1	0	17	8.5	11	
Frye	2-2	71	3-16	.188	2-11	.182	5-8	.625	1	10	11	1	8-0	3	0	2	13	6.5	10	
Green	2-1	60	4-24	.167	2-12	.167	0-0	—	1	9	10	3	3-0	2	4	1	10	5.0	6	
Randolph	1-0	3	1-2	.500	0-0	—	0-0	—	1	2	3	0	0-0	0	0	0	2	2.0	2	
Christmas	2-0	11	1-2	.500	1-1	1.000	0-0	—	2	1	3	0	2-0	0	2	0	3	1.5	3	
Kravtsov	1-0	0	0-0	—	0-0	—	1-2	.500	0	0	0	0	0-0	0	0	0	1	1.0	1	
Len	2-0	6	1-2	.500	0-0	—	0-0	—	2	2	4	0	1-0	0	1	0	2	1.0	2	
Goodwin	2-0	10	0-1	.000	0-0	—	1-2	.500	0	1	1	1	0-0	1	0	0	1	0.5	1	
Smith	2-0	11	0-1	.000	0-0	—	0-0	—	0	0	0	1	1-0	0	0	0	0	0.0	0	
SUNS	2	505	73-181	.403	21-63	.333	41-51	.804	35	70	105	32	44-0	14	23	10	208	104.0	112	

PLAYER	G-GS	MIN	FG-FGA	PCT	3FG-FGA	PCT	FT-FTA	PCT	OFF	DEF	TOT	AST	PF-DQ	STL	TO	BLK	PTS	AVG	HI
Anthony	2-2	86	17-44	.386	5-12	.417	11-14	.786	6	17	23	5	8-0	1	5	2	50	25.0	29
Stoudemire	2-1	49	10-21	.476	0-0	—	8-11	.727	2	11	13	0	7-0	0	3	1	28	14.0	19
Felton	2-2	67	10-22	.455	3-7	.429	2-3	.667	1	1	2	5	9-0	3	6	1	25	12.5	19
J. Smith	2-1	56	11-25	.440	2-9	.222	1-3	.333	0	6	6	3	6-0	2	3	1	25	12.5	15
Bargnani	1-1	33	3-8	.375	0-2	.000	4-4	1.000	1	6	7	1	3-0	0	2	1	10	10.0	10
Martin	1-1	35	4-9	.444	0-0	—	0-0	—	4	5	9	2	5-0	0	3	1	8	8.0	8
Shumpert	2-1	64	5-11	.455	2-6	.333	1-2	.500	2	10	12	1	4-0	1	2	0	13	6.5	7
Brown (TOT)	2-0	21	4-11	.364	0-0	—	2-2	1.000	1	1	2	2	3-0	0	1	0	10	5.0	6
Brown (NY)	1-0	5	3-5	.600	0-0	—	0-0	—	1	0	1	0	0-0	0	0	0	6	6.0	6
Hardaway	2-0	36	3-12	.250	2-8	.250	2-2	1.000	1	1	2	1	4-0	1	0	0	10	5.0	5
Murry	2-0	14	3-6	.500	0-0	—	1-2	.500	2	0	2	1	0-0	1	2	0	7	3.5	5
Clark (TOT)	1-0	10	1-2	.500	1-2	.500	0-0	—	0	0	0	0	2-0	0	1	0	3	3.0	3
Prigioni	1-0	20	1-1	1.000	1-1	1.000	0-0	—	0	1	1	3	2-0	1	2	0	3	3.0	3
Chandler	1-1	29	0-4	.000	0-0	—	1-2	.500	3	4	7	2	5-0	0	1	0	1	1.0	1
Aldrich	1-0	6	0-0	—	0-0	—	0-0	—	2	2	4	1	1-0	0	0	0	0	0.0	0
Tyler	1-0	3	0-0	—	0-0	—	0-0	—	0	1	1	0	0-0	0	0	0	0	0.0	0
KNICKS	2	505	70-168	.417	15-45	.333	31-43	.721	25	65	90	25	54-0	10	31	7	186	93.0	98

Series Scores & Summary

Date	Site	Final	W/L	Date	Site	Final	W/L	Date	Site	Final	W/L	Date	Site	Final	W/L
10/24/68	Phx	109-92	W	1/16/73	Phx	101-102	L	1/26/79	Phx	108-107	W	1/26/91	Phx	112-94	W
12/10/68	NY	106-111	L	3/13/73	NY	111-115	L	2/20/79	NY	117-107	W	3/5/91	NY	107-102	W
1/9/69	Phx	120-134	L	12/11/73	NY	97-105	L	12/4/79	NY	114-118	L	1/5/92*	NY	104-108	L
2/12/69	NY	105-112	L	1/19/74	Phx	112-89	W	1/23/80	Phx	109-119	L	2/24/92	Phx	104-95	W
3/7/69	Phx	87-119	L	2/5/74	NY	90-106	L	1/26/81	NY	99-94	W	1/18/93	NY	103-106	L
3/21/69	Phx	104-139	L	3/20/74*	Phx	104-106	L	2/15/81	Phx	101-115	L	3/23/93	Phx	121-92	W
10/21/69	NY	116-140	L	1/2/75	NY	113-117	L	1/14/82	Phx	90-89	W	1/25/94	NY	96-98	L
11/4/69	Phx	99-116	L	1/11/75	Phx	113-107	W	2/19/82	NY	104-90	W	2/27/94	Phx	92-78	W
11/22/69	NY	114-128	L	3/1/75	NY	98-102	L	1/4/83	NY	97-85	W	12/16/94	Phx	106-85	W
12/28/69	Phx	116-135	L	3/19/75	Phx	96-101	L	4/2/83	Phx	115-108	W	1/29/95	NY	88-107	L
1/12/70	Salt Lake	114-130	L	11/11/75	Phx	112-81	W	12/8/83	Phx	120-97	W	11/7/95	NY	102-94	W
2/24/70	NY	105-121	L	12/30/75	NY	88-114	L	3/13/84	NY	96-117	L	1/23/96	NY	113-105	W
11/17/70	NY	100-103	L	1/11/76	Phx	98-99	L	1/30/85	Phx	110-93	W	1/18/97	Phx	105-98	W
12/20/70	Phx	118-133	L	3/30/76	NY	113-97	W	3/12/85	NY	123-119	W	2/18/97	NY	94-95	L
1/14/71	Phx	107-88	W	11/21/76	NY	96-112	L	1/12/85	NY	93-103	L	11/6/97	Phx	75-105	L
3/18/71*	NY	97-114	L	1/8/77	NY	95-102	L	1/31/86	Phx	112-117	L	11/29/97	NY	80-102	L
11/16/71	Phx	123-131	L	1/19/77	Phx	97-90	W	11/11/86	NY	105-111	L	3/26/99	Phx	87-94	L
12/14/71	NY	110-100	W	3/16/77	Phx	124-91	W	12/2/86	Phx	124-100	W	11/19/99	Phx	96-81	W
12/30/72	Phx	130-109	W	12/20/77	Phx	110-99	W	12/3/87	Phx	120-114	W	2/25/00	NY	79-84	L
3/1/72	NY	110-106	W	1/19/78	Phx	134-114	W	1/5/88	NY	100-95	W	11/17/00	Phx	89-90	L
3/11/72	Phx	111-106	W	2/25/78	NY	115-122	L	1/27/89	Phx	132-130	W	2/23/01*	NY	88-84	L
11/14/72	NY	97-103	L	3/23/78	Phx	120-108	W	3/7/89	NY	119-124	L	11/21/01	Phx	96-72	W
12/19/72	Phx	117-84	W	10/31/78	Phx	120-108	W	12/2/89	Phx	112-122	L	1/24/02	NY	91-96	L
				1/2/79	NY	114-102	W	1/2/90	NY	113-99	W	1/26/03	NY	98-106	L

*Overtime **Double Overtime ***Triple Overtime

Suns Players Career Statistics vs. Knicks

PLAYER	G-GS	MIN	FG-FGA	PCT	3FG-FGA	PCT	FT-FTA	PCT	OFF	DEF	TOT	AST	PF-DQ	STL	TO	BLK	PTS	AVG	HI
Bledsoe	5-3	129	22-43	.512	5-10	.500	4-4	1.000	4	20	24	21	13-0	2	9	5	53	10.6	16
Dragic	9-4	230	43-93	.462	13-36	.361	22-31	.710	8	9	17	37	16-0	11	21	3	121	13.4	32
Goodwin	2-0	10	0-1	.000	0-0	—	1-2	.500	0	1	1	1	0-0	1	0	0	1	0.5	1
Green	15-2	243	35-89	.393	10-35	.286	12-14	.857	4	34	38	10	19-0	3	18	3	92	6.1	21
Len	2-0	6	1-2	.500	0-0	—	0-0	—	2	2	4	0	1-0	0	1	0	2	1.0	2
Marc Morris	4-1	91	14-35	.400	4-12	.333	6-8	.750	3	11	14	3	6-0	0	3	3	38	9.5	13
Mark Morris	5-2	67	9-23	.391	3-6	.500	6-7	.857	7	8	15	5	10-0	3	7	3	27	5.4	16
Plumlee	3-2	59	9-16	.563	0-0	—	5-6	.833	10	13	23	4	7-0	3	2	3	23	7.7	12
Randolph	8-0	48	5-9	.556	0-0	—	4-7	.571	3	12	15	0	5-0	2	1	2	14	1.8	7
Thomas	5-3	138	18-55	.327	6-20	.300	18-23	.783	3	8	11	22	9-0	7	2	1	60	12.0	20
Tolliver	9-0	187	17-47	.362	13-33	.394	9-10	.900	9	21	30	6	14-0	5	9	1	56	6.2	10
Tucker	4-2	92	11-24	.458	1-7	.143	4-4	1.000	5	14	19	6	10-0	1	1	0	27	6.8	11

Series Highlights & Top Performances

Phoenix has won 13 of the last 20 contests, including eight of the last 10 games at US Airways Center... December 29, 2006, **Steve Nash** scored his 10,000th career point on a three-pointer in the first quarter... March 23, 1993, at USAC, the Knicks and the Suns made NBA history for the most suspensions and fines issued in one game (21 players, \$300,000) due to a bench-clearing brawl that ensued when **Doc Rivers** charged **Kevin Johnson** after he retaliated for an earlier foul by Rivers... Both teams were left short handed as **KJ**, **Danny Ainge**, **Greg Anthony**, **Anthony Mason** and Rivers were all ejected from the game. The Suns won 121-92... March 7, 1989 at MSG, **Patrick Ewing** scored a series-high 40 points... Also in that game, **KJ** and **Tom Chambers** each scored 31, the only time in series history that two players from the same club reached the 30-point mark... February 25, 1978 in New York, **Bob McAdoo** had a series-high 23 rebounds... February 24, 1970 in New York, **Connie Hawkins** grabbed a Suns series-high 21 rebounds.

By The Numbers:

Suns vs. New York Knicks 2013-2014: 1-1

1/13/14 at New York: Knicks 98, Suns 96 ot

3/28/14 at Phoenix: Suns 112, Knicks 88

Suns largest margin of victory: 36 (132-96, 3/26/10)

Suns high point total: 134 (1/19/78)

Suns low point total: 75 (11/6/97)

Knicks largest margin of victory: 35 (139-104, 3/21/69)

Knicks high point total: 140 (1/2/06 3ot, 10/21/69)

Knicks low point total: 72 (11/21/01)

All-Time Series Results:

Suns vs. Knicks at Phoenix: 38-21

Suns vs. Knicks at New York: 20-39

Suns vs. Knicks overall: 58-60

	HOME	AWAY
Suns last win:	3/28/14 (112-88)	1/18/12 (91-88)
Suns last loss:	12/26/12 (99-97)	1/13/14 (98-96*)
Streaks:	Won one	Lost two

Oklahoma City Thunder



208 Thunder Dr.
Oklahoma City, OK 73102
(405) 208-4800
Fax: (405) 429-7900
www.thunder.nba.com

2014-2015 vs. Suns:

December 14 at Oklahoma City
December 31 at Oklahoma City
February 26 at Phoenix
March 29 at Phoenix

2013-2014 Finish:

59-23 (.720)

First in Northwest Division

Playoffs:

Defeated Memphis 4-3
Defeated L.A. Clippers 4-2
Lost to San Antonio 4-2

Chairman

Clayton I. Bennett

Exec. Vice President & General Manager

Sam Presti

Head Coach

Scott Brooks

Assistant Coaches

Mark Bryant, Rex Kalamian,
Robert Pack, Darko Rajakovic,
Mike Terpstra

Head Athletic Trainer

Joe Sharpe

Director of Basketball Communications

Matt Tumbleson

Managers of Basketball Communications

Michael Ravina
John Read

Home Court

Chesapeake Energy Arena (18,203)

Team Colors

Blue, Red, Yellow, Dark Blue

Radio

WWLS (98.1 FM/640 AM) Matt Pinto
WKY (930 AM Spanish) Eleno Ornales

TV

Fox Sports Oklahoma (Cable)
Brian Davis, TBA, Lesley McCalasin

2013-2014 Regular Season Stats – Suns vs. Thunder

PLAYER	G-GS	MIN	FG-FGA	PCT	3FG-FGA	PCT	FT-FTA	PCT	OFF	DEF	TOT	AST	PF-DQ	STL	TO	BLK	PTS	AVG	HI
Green	3-1	107	26-47	.553	18-30	.600	16-20	.800	2	13	15	4	11-0	4	9	1	86	28.7	41
Bledsoe	2-2	72	13-30	.433	2-10	.200	16-23	.696	2	9	11	18	4-0	6	13	0	44	22.0	26
Dragic	3-3	96	24-46	.522	4-10	.400	6-10	.600	0	7	7	11	6-0	2	4	0	58	19.3	26
Mark. Morris	3-0	76	14-27	.519	0-2	.000	12-14	.857	3	10	13	7	9-0	1	7	0	40	13.3	24
Tucker	3-3	122	11-17	.647	7-11	.636	6-8	.750	4	17	21	9	12-0	4	3	2	35	11.7	22
Frye	3-3	75	12-27	.444	4-14	.286	4-4	1.000	3	9	12	2	8-0	1	4	3	32	10.7	19
Marc. Morris	3-0	65	11-19	.579	4-7	.571	2-2	1.000	1	10	11	2	6-0	2	3	0	28	9.3	15
Len	1-1	11	2-3	.667	0-0	—	2-3	.667	3	0	3	0	5-0	0	0	0	6	6.0	6
Christmas	1-0	6	1-2	.500	1-2	.500	1-2	.500	1	1	2	0	0-0	1	0	0	4	4.0	4
Plumlee	2-2	42	3-7	.429	0-0	—	2-2	1.000	5	6	11	0	6-0	0	3	1	8	4.0	8
Kravtsov	1-0	5	0-1	.000	0-0	—	1-2	.500	1	0	1	0	0-0	0	0	0	1	1.0	1
Randolph	2-0	12	1-3	.333	0-0	—	0-2	.000	2	6	8	1	2-0	0	2	0	2	1.0	2
Smith	3-0	28	1-8	.125	0-1	.000	0-0	—	1	7	8	5	2-0	2	1	0	2	0.7	2
Goodwin	1-0	3	0-0	—	0-0	—	0-0	—	0	0	0	0	0-0	0	0	0	0	0.0	0
SUNS	3	720	119-237	.502	40-87	.460	68-92	.739	28	95	123	59	71-0	23	51	7	346	115.3	128

PLAYER	G-GS	MIN	FG-FGA	PCT	3FG-FGA	PCT	FT-FTA	PCT	OFF	DEF	TOT	AST	PF-DQ	STL	TO	BLK	PTS	AVG	HI
Durant	3-3	127	35-71	.493	9-29	.310	26-30	.867	3	25	28	9	3-0	4	10	0	105	35.0	38
Westbrook	3-3	97	30-64	.469	6-20	.300	24-28	.857	4	13	17	24	10-1	5	12	2	90	30.0	36
Ibaka	3-3	97	14-28	.500	0-1	.000	10-11	.909	6	15	21	3	12-0	2	3	3	38	12.7	18
Butler (TOT)	4-0	109	14-37	.378	10-19	.526	6-6	1.000	1	13	14	7	10-0	0	5	2	44	11.0	16
Butler (OKC)	2-0	56	5-17	.294	5-11	.455	4-4	1.000	0	2	2	1	7-0	0	0	1	19	9.5	14
Jackson	3-0	79	10-28	.357	1-8	.125	4-4	1.000	2	12	14	10	6-0	2	4	1	25	8.3	11
Fisher	3-0	70	7-11	.636	2-4	.500	3-3	1.000	1	5	6	4	6-0	3	1	0	19	6.3	9
Lamb	3-0	37	7-13	.538	1-6	.167	2-2	1.000	0	2	2	1	11-0	2	0	1	17	5.7	8
Collison	3-0	46	6-7	.857	0-0	—	2-2	1.000	2	4	6	2	7-0	2	4	1	14	4.7	6
Perkins	2-2	30	3-6	.500	0-0	—	1-4	.250	1	3	4	1	4-0	1	1	0	7	3.5	4
Sefolosha	1-1	24	1-5	.200	0-3	.000	0-0	—	0	1	1	1	2-0	0	0	0	2	2.0	2
Adams	2-1	20	1-3	.333	0-0	—	0-0	—	4	1	5	0	4-0	0	1	1	2	1.0	2
Jones	2-1	21	1-3	.333	0-1	.000	0-0	—	0	2	2	1	3-0	0	0	1	2	1.0	2
Roberson	2-1	19	0-0	—	0-0	—	0-0	—	1	3	4	1	4-0	0	0	1	0	0.0	0
THUNDER	3	720	120-256	.469	24-83	.289	76-88	.864	24	88	112	58	79-1	21	36	12	340	113.3	122

Series Scores & Summary

Date	Site	Final	YA	Date	Site	Final	YA	Date	Site	Final	YA	Date	Site	Final	YA	Date	Site	Final	YA
10/16/68	Phx	116-107	W	12/9/75	Phx	95-99	L	4/2/88	Sea	107-151	L	4/23/95	Phx	105-100	W	3/6/05	Sea	110-99	W
10/30/68	Sea	115-107	W	2/5/75	Phx	107-102	W	4/16/88	Phx	122-119	W	12/30/98	Phx	112-123	L	12/20/05	Phx	111-63	W
11/15/68	Sea	124-128	L	2/8/75	Phx	112-105	W	4/20/88	Phx	98-121	L	2/13/98	Phx	98-102	L	12/20/06	Phx	148-92	L
12/15/68	Phx	108-118	L	3/23/75	Sea	102-96	W	11/25/88	Phx	110-105	W	2/16/96	Sea	99-117	L	3/14/06	Sea	129-120	W
12/30/68	Sea	118-120	L	4/6/75	Phx	111-114	L	12/14/82	Sea	114-109	W	4/5/96**	Sea	121-130	L	4/9/06	Sea	114-116	L
1/17/69	Phx	116-112	W	10/28/75	Phx	99-113	L	2/28/82	Sea	87-88	L	11/7/96	Phx	98-103	L	1/9/07	Phx	113-102	W
12/28/69	Sea	129-130	L	11/13/75	Phx	106-105	W	1/2/83	Phx	116-99	W	12/29/98	Phx	92-105	L	2/14/09	Phx	90-114	L
11/30/69	Phx	116-108	W	1/9/76	Phx	110-112	L	1/1/83	Phx	102-99	W	3/26/97	Sea	109-107	W	4/1/07	Phx	109-91	W
12/2/69	Sea	130-116	W	2/8/76	Sea	107-101	W	4/6/89	Sea	121-111	W	3/30/97	Phx	107-106	W	11/1/07	Sea	106-99	W
12/31/69	Sea	121-134	L	3/23/76	Phx	104-97	W	1/6/90	Sea	110-120	L	12/28/98	Phx	97-106	L	1/3/08	Phx	104-96	W
1/10/70	Phx	113-104	W	4/4/76	Phx	112-123	L	3/18/89	Phx	112-104	W	4/14/99	Sea	101-94	W	2/8/09	Sea	109-118	L
12/27/70	Las Cruces	129-120	W	4/10/76	Phx	121-95	W	2/7/90	Sea	126-124	W	3/21/98	Phx	109-102	W	3/19/08	Sea	110-98	W
2/17/70	Sea	129-118	W	11/5/76	Sea	84-88	L	1/3/84	Sea	99-103	L	4/6/98	Sea	102-92	W	11/25/08	OM	99-98	W
10/21/70	Sea	106-110	L	11/27/76	Phx	119-107	W	12/1/84	Phx	131-102	W	3/14/99	Sea	110-93	W	12/29/08	OM	110-102	W
12/26/70	Phx	126-115	W	12/27/77	Phx	98-88	W	3/21/84	Sea	102-104	L	4/14/99	Sea	101-94	W	2/22/09	Phx	140-114	L
12/19/70	Phx	131-135	L	3/27/77	Sea	121-100	W	4/6/84	Phx	117-108	W	1/25/91	Phx	128-113	W	3/14/09	Phx	106-95	W
1/30/71	Phx	134-116	W	10/25/77	Phx	93-86	W	10/28/84	Phx	102-87	W	2/23/91	Sea	120-110	W	12/23/09	Phx	113-117	L
3/20/71	Phx	114-107	W	12/27/77	Phx	131-105	W	12/31/84	Sea	96-108	L	3/22/91	Phx	109-111	L	1/11/00	Sea	104-102	W
12/19/71	Sea	127-130	L	12/20/77	Phx	110-121	L	1/8/85	Phx	94-88	W	4/19/91	Sea	93-104	L	2/14/00	Sea	86-94	L
12/25/71	Phx	116-86	W	4/7/78	Sea	83-95	L	2/1/85	Phx	120-109	W	1/1/91	Sea	99-95	W	2/6/00	Sea	105-103	W
1/15/72	Sea	110-118	L	12/29/78	Sea	92-119	L	4/2/85	Phx	119-109	W	2/17/92	Sea	96-98	L	1/14/01	Phx	87-106	L
1/21/72	Sea	128-113	W	1/11/79	Phx	102-86	W	4/7/85	Sea	125-110	W	3/5/92	Phx	118-105	W	7/27/01	Sea	89-80	W
3/25/72	Phx	118-88	W	2/16/79	Phx	104-119	L	11/15/85	Phx	117-99	W	4/9/92	Sea	104-119	L	3/22/01	Sea	96-88	W
10/21/72	Phx	129-117	W	3/30/79	Phx	113-111	L	12/17/85	Sea	104-99	W	4/14/92	Phx	122-100	W	4/13/01	Phx	109-100	W
10/27/72	Sea	115-120	L	10/16/79	Phx	102-86	W	1/5/86	Sea	114-97	W	11/16/92	Phx	117-108	W	11/13/01	Sea	92-91	W
12/10/72	Sea	102-110	L	10/26/79	Sea	92-86	L	1/17/86	Phx	103-100	W	12/26/92	Phx	113-110	W	2/6/02	Sea	79-90	L
1/25/73	Phx	121-109	W	11/28/79	Phx	116-127	L	3/26/86	Phx	120-107	W	1/12/93	Sea	113-122	L	2/19/02	Phx	91-103	L
2/8/73	Phx	125-112	W	3/9/80	Phx	127-111	W	3/30/86	Phx	89-103	L	4/16/93	Sea	94-95	L	4/16/02	Phx	98-89	W
3/28/73	Phx	127-125	W	3/25/80	Sea	95-104	L	11/28/86	Phx	104-117	L	4/16/93	Phx	102-108	L	10/30/02	Sea	73-86	L
10/10/73	Phx	115-111	W	3/26/80	Phx	109-99	W	12/19/86	Phx	106-108	L	12/23/93	Sea	87-86	L	12/23/02	Phx	89-88	L
10/21/73	Sea	112-116	L	10/25/80	Sea	100-75	W	1/6/87	Sea	108-138	L	1/4/94	Phx	106-112	L	3/24/03	Phx	73-82	L
12/16/73	Sea	113-109	L	11/26/80	Phx	113-103	L	1/19/87	Sea	112-118	L	4/16/93	Phx	106-116	L	4/16/03	Phx	104-99	W
12/27/73	Phx	111-100	W	12/22/80	Sea	109-98	W	2/28/87	Phx	105-112	L	1/10/94	Sea	108-111	L	12/16/03	Phx	92-91	W
1/13/74	Sea	112-123	L	1/13/81	Phx	104-99	W	4/7/87*	Sea	127-125	W	4/19/94	Phx	122-116	W	12/23/03	Sea	90-116	L
3/17/74	Sea	133-108	W	2/20/81	Sea	111-112	L	11/7/87	Sea	96-112	L	11/11/94	Sea	123-129	L	2/6/04	Phx	105-107	L
3/27/74	Sea	123-127	L	3/23/81	Phx	107-91	W	12/12/87	Sea	119-129	L	12/17/94	Phx	111-93	W	2/17/04	Phx	104-94	W
10/17/74	Phx	114-97	W	10/31/81	Sea	84-94	L	12/23/87	Phx	102-103	L	3/3/95*	Phx	122-118	W	12/17/04	Sea	112-110	W
10/25/74	Sea	97-106	L	1/1/82	Phx	120-97	W	3/15/88	Phx	111-90	W	4/11/95	Sea	96-90	W	2/11/05	Phx	105-113	L

*Overtime **Double Overtime ***Triple Overtime

Suns Players Career Statistics vs. Thunder

PLAYER	G-GS	MIN	FG-FGA	PCT	3FG-FGA	PCT	FT-FTA	PCT	OFF	DEF	TO	AST	PF-DQ	STL	TO	BLK	PTS	AVG	HI
Bledsoe	13-14	274	40-92	.435	7-19	.368	25-40	.625	13	26	39	49	19-0	14	37	7	112	8.6	26
Dragic	17-41	475	77-161	.478	22-54	.407	25-36	.694	6	44	50	75	33-0	12	40	3	201	11.8	26
Goodwin	1-0	3	0-0	—	0-0	—	0-0	—	0	0	0	0	0-0	0	0	0	0	0.0	0
Green	1-2	231	48-98	.490	25-54	.463	25-30	.833	8	17	25	9	25-0	7	18	2	146	13.3	41
Len	1-1	11	2-3	.667	0-0	—	2-3	.667	3	0	3	0	5-0	0	0	0	6	6.0	6
Marc Morris	5-1	128	22-41	.537	9-17	.529	6-6	1.000	4	17	21	3	13-0	4	6	0	59	11.8	24
Mark Morris	10-0	199	32-72	.444	6-16	.375	21-27	.778	10	28	38	17	23-0	4	18	7	91	9.1	24
Plumlee	2-2	42	3-7	.429	0-0	—	2-2	1.000	5	6	11	0	6-0	0	3	1	8	4.0	8
Randolph	3-0	23	4-6	.667	0-0	—	0-2	.000	2	11	13	2	2-0	0	2	1	8	2.7	6
Thomas	9-6	240	55-103	.534	22-47	.468	30-32	.938	3	11	14	28	22-0	9	10	0	162	18.0	38
Tolliver	13-4	355	36-83	.434	12-37	.324	26-32	.813	17	38	55	8	30-0	7	8	5	110	8.5	23
Tucker	8-7	231	18-42	.429	8-17	.471	8-10	.800	14	28	42	12	21-0	4	6	3	52	6.5	22

Series Highlights & Top Performances

Phoenix won two of three contests in 2013-14... March 6, 2014, **Gerald Green** scored 25 of his career-high and Suns season-high 41 points in the third quarter of a 128-122 win at USAC, while his six three-point makes tied a Suns record for most in a quarter... November 3, 2013, **Eric Bledsoe** had a career-high 14 assists and scored 26 points... The Suns scored a season-high 149 points vs. Seattle on January 22, 2006 in a double-overtime loss, the fourth highest point total in franchise history... April 16, 2003, Phoenix recorded a series-low 70 points in final game of regular season at Seattle... The first game in Suns history was against Seattle on October 18, 1968 and was a 116-107 win... The Sonics set an NBA record low with 19 rebounds on April 14, 1999... **Tom Chambers** netted a Suns record 60 points in the Suns' 121-95 victory March 24, 1990 in Phoenix... January 21, 1972 at Seattle, Suns forward **Paul Silas** grabbed a series-high 26 rebounds.

By The Numbers:

Suns vs. Okla. City 2013-2014: 2-1

11/3/13 at Oklahoma City: Thunder 103, Suns 96

3/6/14 at Phoenix: Suns 128, Thunder 122

4/6/14 at Phoenix: Suns 122, Thunder 115

All-Time Series Results:

Suns vs. Thunder at Phoenix: 78-31

Suns vs. Thunder on road: 45-67

Suns vs. Thunder overall: 123-98

Suns largest margin of victory: 30 (116-86, 12/25/71)

Suns high point total: 149 (1/22/06**)

Suns low point total: 69 (2/10/13)

Thunder largest margin of victory: 44 (151-107, 4/12/88)

Thunder high point total: 152 (1/22/06**)

Thunder low point total: 75 (10/25/80)

	HOME	AWAY
Suns last win:	4/6/14 (122-115)	12/19/10 (113-110)
Suns last loss:	2/10/13 (97-69)	11/3/13 (103-96)
Streaks:	Won two	Lost six

Orlando Magic



8701 Maitland Summit Blvd.
Orlando, FL 32810
(407) 916-2400
Fax: (407) 916-2830
www.orlandomagic.com

2014-2015 vs. Suns:

November 30 at Phoenix
March 4 at Orlando

2013-2014 Finish:

23-59 (.280)

Fifth in Southeast Division

Playoffs:

Did not qualify

Senior Chairman

Rich DeVos

Chairman

Dan DeVos

General Manager

Rob Hennigan

Head Coach

Jacque Vaughn

Assistant Coaches

James Borrego
Wes Unseld Jr.
Brett Gunning

Assistant Coach/Player Development

Laron Profit

Head Athletic Trainer

Keon Weise

Sr. Vice President of Public Relations

Joel Glass

Director of Communications

George Galante

Asst. Director of Communications

Trish Wingerson

Communications Manager

Melanie Curtsinger

Home Court

Amway Center (18,846, built in 2010)

Team Colors

Blue, Silver, Black

Radio

ESPN 580 Orlando Dennis Neumann, Richie Aduabato
ELOrlandoMagic.com (Spanish) Joey Colon

TV

Fox Sports Florida (Cable)
David Steele, Jeff Turner

2013-2014 Regular Season Stats – Suns vs. Magic

PLAYER	G-GS	MIN	FG-FGA	PCT	3FG-FGA	PCT	FT-FTA	PCT	OFF	DEF	TOT	AST	PF-DQ	STL	TO	BLK	PTS	AVG	HIG
Dragic	2-2	67	18-30	.600	4-8	.500	1-2	.500	0	2	2	19	3-0	2	1	0	41	20.5	23
Green	2-1	60	13-25	.520	8-15	.533	0-1	.000	1	9	10	3	5-0	3	7	0	34	17.0	20
Frye	2-2	55	11-25	.440	4-14	.286	0-1	.000	1	11	12	2	4-0	1	4	5	26	13.0	14
Marc. Morris	2-0	49	9-21	.429	4-7	.571	2-2	1.000	2	7	9	5	2-0	0	1	1	24	12.0	16
Mark. Morris	2-0	54	10-19	.526	0-3	.000	4-5	.800	2	9	11	3	5-0	1	2	1	24	12.0	12
Len	1-0	11	4-5	.800	0-0	—	1-2	.500	2	3	5	1	2-0	0	0	0	9	9.0	9
Plumlee	2-2	47	9-20	.450	0-0	—	0-0	—	8	8	16	0	4-0	2	3	4	18	9.0	10
Tucker	2-2	55	7-14	.500	1-3	.333	0-0	—	3	7	10	4	5-0	2	2	1	15	7.5	8
Bledsoe	1-1	24	3-11	.273	1-3	.333	0-0	—	1	6	7	6	1-0	3	2	0	7	7.0	7
Smith	2-0	34	4-9	.444	0-1	.000	0-0	—	0	3	3	4	3-0	1	2	3	8	4.0	4
Goodwin	2-0	21	2-3	.667	0-0	—	1-2	.500	0	2	2	0	1-0	1	0	0	5	2.5	5
Christmas	1-0	2	1-2	.500	0-0	—	0-0	—	0	0	0	0	0-0	0	0	0	2	2.0	2
Randolph	1-0	2	0-0	—	0-0	—	0-0	—	0	0	0	0	1-0	0	1	0	0	0.0	0
SUNS	2	480	91-184	.495	22-54	.407	9-15	.600	20	67	87	47	36-0	16	25	15	213	106.5	109

PLAYER	G-GS	MIN	FG-FGA	PCT	3FG-FGA	PCT	FT-FTA	PCT	OFF	DEF	TOT	AST	PF-DQ	STL	TO	BLK	PTS	AVG	HI
Afflalo	2-2	75	12-24	.500	3-6	.500	9-9	1.000	1	9	10	7	3-0	0	5	0	36	18.0	20
Nelson	1-1	39	6-13	.462	1-4	.250	2-2	1.000	1	2	3	9	2-0	0	1	0	15	15.0	15
Harris	2-0	48	10-21	.476	1-5	.200	8-11	.727	2	8	10	3	4-0	0	2	0	29	14.5	23
Nicholson	2-0	39	8-15	.533	4-5	.800	8-8	1.000	3	9	12	0	5-0	0	1	0	28	14.0	19
Vucevic	2-2	43	14-23	.609	0-0	—	0-1	.000	4	9	13	0	1-0	0	2	1	28	14.0	20
Oladipo	2-2	77	9-30	.300	1-10	.100	1-4	.250	0	8	8	14	5-0	4	10	1	20	10.0	14
Davis	1-0	22	3-7	.429	0-0	—	0-0	—	1	3	4	4	3-0	2	1	1	6	6.0	6
O'Quinn	1-1	32	2-9	.222	0-0	—	2-3	.667	4	7	11	4	1-0	2	4	1	6	6.0	6
Dedmon (TOT)	2-0	13	3-6	.500	0-0	—	2-2	1.000	0	0	0	0	1-0	1	2	1	8	4.0	6
Dedmon (ORL)	1-0	9	2-3	.667	0-0	—	2-2	1.000	0	0	0	0	0-0	1	1	1	6	6.0	6
Price	1-0	9	1-3	.333	0-0	—	2-2	1.000	0	0	0	0	1-0	1	2	0	4	4.0	4
Harkless	2-2	47	2-6	.333	1-2	.500	1-2	.500	0	4	4	0	4-0	1	1	3	6	3.0	5
Lamb	1-0	6	1-1	1.000	0-0	—	0-0	—	1	2	3	0	1-0	0	0	0	2	2.0	2
Moore	2-0	34	1-9	.111	1-2	.500	0-0	—	3	3	6	0	0-0	2	1	0	3	1.5	3
MAGIC	2	480	71-164	.433	12-34	.353	35-44	.795	20	64	84	42	30-0	13	32	8	189	94.5	96

Series Scores & Summary

Date	Site	Final	W/L	Date	Site	Final	W/L
11/24/89	Phx	121-94	W	3/13/02*	Orl	114-119	L
1/22/90	Orl	126-103	W	12/16/02	Phx	87-84	W
12/8/90	Orl	113-109	W	1/24/03	Orl	110-107	W
12/13/90	Phx	125-114	W	11/20/03	Phx	96-89	W
1/29/91	Orl	112-114	L	12/8/03	Orl	98-105	L
2/27/91	Phx	116-124	L	12/13/04	Phx	121-100	W
12/6/91	Orl	122-105	W	3/26/05	Orl	118-116	W
1/10/92	Phx	118-107	W	1/24/06	Orl	102-111	L
12/11/92	Orl	108-107	W	3/3/06	Phx	123-118	W
2/7/93	Phx	121-105	W	12/11/06	Orl	103-89	W
12/17/93	Phx	101-104	L	1/13/07	Phx	107-101	W
3/13/94	Orl	100-93	W	11/10/07	Orl	106-96	W
1/22/95*	Phx	111-110	W	11/30/07	Phx	110-106	W
3/21/95	Orl	102-126	L	12/12/08	Phx	113-112	W
1/17/96	Phx	95-113	L	3/3/09	Orl	99-111	L
3/10/96	Orl	106-122	L	11/4/09	Orl	100-122	L
1/29/97	Orl	105-112	L	12/11/09	Phx	106-103	W
3/9/97	Phx	121-85	W	11/18/10	Orl	89-105	L
1/16/98	Phx	111-86	W	3/13/11	Phx	88-111	L
1/31/98	Orl	96-94	W	3/21/12	Orl	93-103	L
12/7/99	Phx	110-107	W	11/4/12	Orl	94-115	L
1/31/00	Orl	117-113	W	12/9/12	Phx	90-98	L
2/20/01	Orl	110-104	W	11/24/13	Orl	104-96	W
2/28/01	Phx	91-97	L	3/19/14	Phx	109-93	W
11/14/01	Phx	92-93	L				

*Overtime

Suns Players Career Statistics vs. Magic

PLAYER	G-GS	MIN	FG-FGA	PCT	3FG-FGA	PCT	FT-FTA	PCT	OFF	DEF	TOT	AST	PF-DQ	STL	TO	BLK	PTS	AVG	HI
Bledsoe	5-2	118	15-41	.366	3-9	.333	9-13	.692	2	16	18	18	7-0	10	10	4	42	8.4	27
Dragic	8-4	197	36-71	.507	8-25	.320	7-12	.583	6	12	18	44	13-0	7	18	0	87	10.9	23
Goodwin	2-0	21	2-3	.667	0-0	—	1-2	.500	0	2	2	0	1-0	1	0	0	5	2.5	5
Green	13-2	196	36-85	.424	13-37	.351	8-10	.800	7	30	37	9	19-0	7	18	2	93	7.2	20
Len	1-0	11	4-5	.800	0-0	—	1-2	.500	2	3	5	1	2-0	0	0	0	9	9.0	9
Marc Morris	3-0	54	9-23	.391	4-9	.444	2-2	1.000	2	7	9	5	4-0	0	1	1	24	8.0	16
Mark Morris	5-1	127	21-45	.467	1-9	.111	4-7	.571	5	17	22	5	13-0	2	7	3	47	9.4	12
Plumlee	4-2	55	9-22	.409	0-0	—	1-2	.500	9	11	20	0	4-0	2	3	4	19	4.8	10
Randolph	7-0	31	4-8	.500	0-0	—	3-6	.500	5	1	6	2	8-0	4	3	1	11	1.6	6
Thomas	5-3	126	16-40	.400	4-18	.222	15-16	.938	4	10	14	22	10-0	7	9	0	51	10.2	23
Tolliver	9-2	168	18-46	.391	12-29	.414	4-7	.571	10	19	29	5	12-0	1	9	3	52	5.8	13
Tucker	3-2	62	7-15	.467	1-3	.333	1-2	.500	3	8	11	4	6-0	3	2	1	16	5.3	8

Series Highlights & Top Performances

The Suns swept the season series and have won 30 of 49 matchups against the Magic, including nine of the last 11 games at US Airways Center... December 13, 2004, Phoenix set a new record for best start in franchise history (18-3)... March 9, 1997, **Wesley Person** connected on a series-best and career-high tying seven treys as the Suns gained a 121-85 win, the largest margin of victory in the series... Series bests: **Charles Barkley** grabbed 20 rebounds in a Suns' 100-93 win on March 13, 1994 in Orlando... January 22, 1990 in Orlando, **Kevin Johnson** dished out 17 assists in Suns' 126-103 win.

By The Numbers:

Suns vs. Orlando 2013-2014: 2-0

11/24/13 at Orlando: Suns 104, Magic 96

3/19/14 at Phoenix: Suns 109, Magic 93

Suns largest margin of victory: 36 (121-85, 3/9/97)

Suns high point total: 126 (1/22/90)

Suns low point total: 87 (12/16/02)

Magic largest margin of victory: 23 (111-88, 3/13/11)

Magic high point total: 124 (2/27/91)

Magic low point total: 84 (12/16/02)

All-Time Series Results:

Suns vs. Magic at Phoenix: 17-7

Suns vs. Magic at Orlando: 13-12

Suns vs. Magic overall: 30-19

	HOME	AWAY
Suns last win:	3/19/14 (109-93)	11/24/13 (104-96)
Suns last loss:	12/9/12 (98-90)	11/4/12 (115-94)
Streaks:	Won one	Won one

Philadelphia 76ers



3 Crescent Drive, Suite 300
Philadelphia, PA 19112
(215) 339-7666
Fax: (215) 339-7632
www.sixers.com

2014-2015 vs. Suns:

November 21 at Philadelphia
January 2 at Phoenix

2013-2014 Finish:

19-63 (.232)

Fifth in Atlantic Division

Playoffs:

Did not qualify

Managing Owner	Josh Harris
Chief Executive Officer	Scott O'Neil
President of Basketball Operations & GM	Sam Hinkie
Head Coach	Brett Brown
Assistant Coaches	Chad Iske Lloyd Pierce Vance Walberg
Athletic Trainer	Kevin Johnson
Director of Public Relations	Mike Preston
Public Relations Coordinator	Sean McCloskey
Publicist	Rebecca Timms
Home Court	Wells Fargo Center (20,328, built in 1996)
Team Colors	Red, White, Blue
Radio	WPEN (97.5 FM, 950 AM) Tom McGinnis
TV	Comcast SportsNet, The Comcast Network Marc Zumoff, Malik Rose

2013-2014 Regular Season Stats – Suns vs. 76ers

PLAYER	G-GS	MIN	FG-FGA	PCT	3FG-FGA	PCT	FT-FTA	PCT	OFF	DEF	TOT	AST	PF-DQ	STL	TO	BLK	PTS	AVG	HI
Dragic	2-2	70	16-27	.593	5-9	.556	8-11	.727	3	4	7	12	5-0	5	8	0	45	22.5	24
Bledsoe	1-1	34	7-13	.538	1-4	.250	5-6	.833	0	4	4	4	3-0	3	2	2	20	20.0	20
Green	2-1	51	13-21	.619	7-12	.583	6-7	.857	1	7	8	5	6-0	1	5	5	39	19.5	30
Plumlee	2-2	65	16-29	.552	0-0	—	4-8	.500	10	16	26	3	4-0	1	5	3	36	18.0	22
Tucker	2-2	64	7-21	.333	0-6	.000	10-12	.833	6	10	16	4	4-0	2	2	2	24	12.0	15
Marc. Morris	2-0	48	8-18	.444	3-10	.300	3-3	1.000	2	4	6	1	3-0	5	2	1	22	11.0	18
Barbosa	1-0	21	3-5	.600	1-2	.500	2-2	1.000	0	2	2	2	1-0	0	0	1	9	9.0	9
Mark. Morris	2-0	44	7-14	.500	0-1	.000	3-3	1.000	2	9	11	6	7-0	0	4	4	17	8.5	13
Frye	2-2	48	5-15	.333	1-9	.111	4-4	1.000	4	12	16	6	9-0	1	3	2	15	7.5	8
Len	1-0	14	2-2	1.000	0-0	—	2-2	1.000	0	2	2	0	1-0	0	2	1	6	6.0	6
Goodwin	1-0	6	2-4	.500	0-0	—	0-0	—	0	1	1	1	1-0	0	2	0	4	4.0	4
Smith	1-0	15	1-6	.167	0-0	—	0-0	—	0	0	0	5	2-0	2	3	2	2	2.0	2
SUNS	2	480	87-175	.497	18-53	.340	47-58	.810	28	71	99	49	46-0	20	41	23	239	119.5	124

PLAYER	G-GS	MIN	FG-FGA	PCT	3FG-FGA	PCT	FT-FTA	PCT	OFF	DEF	TOT	AST	PF-DQ	STL	TO	BLK	PTS	AVG	HI
Young	2-2	66	19-33	.576	5-11	.455	8-10	.800	2	10	12	3	6-0	7	7	0	51	25.5	30
Carter-Williams	2-2	74	19-47	.404	2-7	.286	9-9	1.000	4	4	8	17	5-0	5	8	2	49	24.5	27
Turner	1-1	34	7-12	.583	1-1	1.000	6-6	1.000	1	5	6	3	3-0	3	2	0	21	21.0	21
Hawes	2-2	68	10-19	.526	4-7	.571	6-7	.857	5	11	16	4	9-1	0	9	3	30	15.0	18
Wroten	2-0	41	8-23	.348	2-5	.400	10-12	.833	3	1	4	3	8-0	4	6	0	28	14.0	22
Anderson	2-1	56	5-17	.294	3-8	.375	2-2	1.000	4	9	13	2	3-0	1	3	0	15	7.5	9
Thompson	2-1	54	6-13	.462	2-4	.500	0-2	.000	5	3	8	6	3-0	1	0	0	14	7.0	10
Dedmon	1-0	4	1-3	.333	0-0	—	0-0	—	0	0	0	0	1-0	0	1	0	2	2.0	2
Allen	2-0	30	1-6	.167	0-2	.000	0-0	—	3	10	13	3	5-0	1	1	1	2	1.0	2
Williams	2-1	39	1-9	.111	0-4	.000	0-0	—	2	2	4	0	4-0	1	3	0	2	1.0	2
L. Brown	1-0	0	0-0	—	0-0	—	0-0	—	0	0	0	0	0-0	0	0	0	0	0.0	0
Davies	1-0	8	0-0	—	0-0	—	0-0	—	0	1	1	1	3-0	0	0	0	0	0.0	0
Orton	1-0	6	0-0	—	0-0	—	0-0	—	0	1	1	0	1-0	0	1	0	0	0.0	0
76ERS	2	480	77-182	.423	19-49	.388	41-48	.854	29	57	86	42	51-1	23	41	6	214	107.0	113

Series Scores & Summary

Date	Site	Final	W/L	Date	Site	Final	W/L	Date	Site	Final	W/L	Date	Site	Final	W/L
11/19/68	Phil	110-126	L	12/17/72	Pitt	117-102	W	1/24/79	Phil	101-94	W	4/1/90	Phil	112-141	L
11/26/68	Phx	119-126	L	2/10/73	Phx	126-121	W	3/4/79	Phil	119-94	W	12/28/90	Phil	115-96	W
12/11/68	Phil	123-143	L	3/14/73	Phil	120-114	W	12/8/79	Phx	96-117	L	2/1/91	Phil	89-96	L
12/16/68	Phil	128-145	L	11/7/73	Phil	115-122	L	1/27/80	Phil	125-118	W	3/13/92	Phil	108-104	W
2/4/69	Phil	125-116	W	11/15/73	Phil	116-94	W	1/25/81	Phil	93-98	L	3/27/92	Phil	117-113	W
2/26/69	Phil	97-104	L	12/19/73	Phil	98-101	L	2/22/81	Phil	116-110	W	3/3/93	Phil	125-115	W
10/22/69	Phil	119-122	L	3/15/74	Hershey	101-108	L	12/27/81	Phx	99-96	W	3/28/93	Phil	110-100	W
11/13/69	Phil	110-124	L	10/30/74	Phil	104-99	W	2/21/82	Phil	102-109	L	12/30/93	Phil	119-107	W
12/16/69	Phx	119-141	L	11/13/74	Phil	105-100	W	12/2/82	Phil	108-116	L	1/28/94	Phil	108-103	W
1/10/70	Phil	119-117	W	1/21/75	Phil	95-101	L	1/26/83	Phil	102-113	L	1/4/95	Phil	127-122	W
2/15/70	Phil	125-159	L	3/14/75	Phil	97-108	L	3/1/84	Phx	112-100	W	1/27/95	Phil	108-107	W
11/21/70	Phil	125-119	W	11/7/75	Phil	99-103	L	3/17/84	Phil	112-131	L	12/27/95	Phx	105-90	W
12/22/70*	Phil	129-133	L	12/11/75	Phx	106-110	L	11/23/84*	Phx	117-119	L	3/15/96	Phil	128-102	W
1/9/71	Phil	112-123	L	1/31/76	Phil	119-105	W	1/7/85	Phil	99-100	L	11/9/96	Phil	95-112	L
1/22/71	Phil	116-117	L	3/10/76	Phil	108-125	L	12/28/85	Phx	98-100	L	2/26/97	Phx	111-104	W
2/26/71	Phil	108-94	W	12/15/76	Phil	87-97	L	1/22/86	Phil	111-118	L	2/2/98	Phil	106-97	W
10/29/71**	Phil	137-135	W	1/27/77	Phil	111-94	W	11/4/86	Phx	127-97	W	2/24/98	Phx	84-85	L
11/23/71	Phil	128-107	W	2/18/77	Phil	102-96	W	1/19/87	Phil	104-107	L	11/4/99	Phx	84-80	W
12/21/71	Phil	124-119	W	12/21/77	Phil	119-125	L	12/28/87	Phil	117-101	W	1/26/00	Phil	93-87	W
1/8/72	Phil	119-130	L	1/27/78	Phil	110-101	W	1/4/88	Phil	114-122	L	2/18/01	Phil	98-104	L
2/8/72	Phx	120-108	W	3/5/78	Phx	92-104	L	2/24/89	Phil	120-95	W	3/23/01	Phil	84-71	W
11/12/72	Phx	119-108	W	11/17/78	Phil	94-95	L	3/6/89	Phil	110-106	W	1/2/02	Phx	81-102	L
				1/6/79	Phil	143-139	W	2/24/90	Phx	129-99	W	4/3/02*	Phil	83-89	L

*Overtime **Double Overtime

Suns Players Career Statistics vs. 76ers

PLAYER	G-GS	MIN	FG-FGA	PCT	3FG-FGA	PCT	FT-FTA	PCT	OFF	DEF	TOT	AST	PF-DQ	STL	TO	BLK	PTS	AVG	HI
Bledsoe	4-1	94	16-37	.432	4-10	.400	9-13	.692	1	7	8	15	9-0	4	9	3	45	11.3	20
Dragic	12-4	263	45-91	.495	10-30	.333	23-32	.719	10	15	25	36	27-0	13	24	3	123	10.3	24
Goodwin	1-0	6	2-4	.500	0-0	—	0-0	—	0	1	1	1	1-0	0	2	0	4	4.0	4
Green	14-6	352	72-138	.522	27-57	.474	27-34	.794	10	32	42	14	36-0	12	24	6	198	14.1	34
Len	1-0	14	2-2	1.000	0-0	—	2-2	1.000	0	2	2	0	1-0	0	2	1	6	6.0	6
Marc Morris	4-2	101	15-32	.469	5-15	.333	5-8	.625	4	9	13	6	5-0	5	6	2	40	10.0	18
Marc Morris	5-1	111	19-36	.528	2-6	.333	3-3	1.000	7	21	28	10	15-0	0	5	6	43	8.6	13
Plumlee	3-2	71	17-32	.531	0-0	—	4-8	.500	11	17	28	3	4-0	1	5	3	38	12.7	22
Randolph	1-0	4	2-2	1.000	0-0	—	0-0	—	0	0	0	0	1-0	0	1	0	4	4.0	4
Thomas	5-4	161	31-69	.449	10-27	.370	27-29	.931	0	13	13	20	14-0	6	14	0	99	19.8	25
Tolliver	11-1	186	22-54	.407	11-31	.355	7-9	.778	13	38	51	15	14-0	2	8	3	62	5.6	21
Tucker	4-3	109	12-32	.375	0-7	.000	10-12	.833	9	16	25	5	10-0	3	4	2	34	8.5	15

Series Highlights & Top Performances

The Suns swept the season series and have won 30 of the last 43 meetings... On March 30, 2005, Phoenix clinched its first Pacific division title since 1994-95 with a 116-87 win at USAC... December 19, 1973 in Phoenix, Suns guard **Charlie Scott** had a series-high 44 points... **Billy Cunningham** scored a Sixers series-best 40 points on February 3, 1970 in Phoenix... March 14, 1973 in Philadelphia, **Neal Walk** grabbed a series-best 26 rebounds... October 22, 1969 in Philly, **Gail Goodrich** dished out series-high 19 assists (later matched by Sixer **Dana Barros**, January 4, 1995)... **Larry Nance** blocked a Suns record and a series-high 10 shots on January 4, 1988 at Philly (matched by Sixer **Shawn Bradley** on March 15, 1996)... January 27, 1995 in Philly, Barros hit a series-high nine three pointers in a 108-107 Sixers loss... February 15, 1970 in Philadelphia, the Sixers set a Suns opponent record for most points scored with 159.

By The Numbers:

Suns vs. Philadelphia 2013-2014: 2-0

12/28/13 at Phoenix: Suns 115, Sixers 101

1/27/14 at Philadelphia: Suns 124, Sixers 113

Suns largest margin of victory: 30 (129-99, 2/24/90)

Suns high point total: 143 (1/6/79)

Suns low point total: 81 (1/2/02)

Sixers largest margin of victory: 34 (159-125, 2/15/70)

Sixers high point total: 159 (2/15/70)

Sixers low point total: 71 (3/23/01)

All-Time Series Results:

Suns vs. Sixers at Phoenix: 40-18

Suns vs. Sixers at Philadelphia: 23-34

Suns vs. Sixers overall: 63-52

	HOME	AWAY
Suns last win:	12/28/13 (115-101)	1/27/14 (124-113)
Suns last loss:	12/28/11 (103-83)	11/25/12 (104-101)
Streaks:	Won two	Won one

Portland Trail Blazers



**One Center Court, Suite 200
Portland, OR 97227
(503) 234-9291
Fax: (503) 232-9672
www.trailblazers.com**

Owner Paul Allen
President & CEO Chris McGowan
General Manager Neil Olshey
Head Coach Terry Stotts
Assistant Coaches Jay Triano, David Vanterpool,
Nate Tibbetts, Kim Hughes,
Dale Osbourne

Head Athletic Trainer Geoff Clark

VP of Basketball Communications Jim Taylor

Basketball Communications Director Collin Romer

Home Court Moda Center (19,980, built in 1995)

Team Colors Scarlet, Black, White

Radio Fox Sports Radio (620 AM) Brian Wheeler, Antonio Harvey

TV KGW (Ch. 8), Comcast SportsNet (Cable)

Mike Barrett, Mike Rice

2014-2015 vs. Suns:

January 21 at Phoenix
February 5 at Portland
March 27 at Phoenix
March 30 at Portland

2013-2014 Finish:

54-28 (.659)

Second in Northwest Division

Playoffs:

Defeated Houston 4-2
Lost to San Antonio 4-1

2013-2014 Regular Season Stats – Suns vs. Trail Blazers

PLAYER	G-GS	MIN	FG-FGA	PCT	3FG-FGA	PCT	FT-FTA	PCT	OFF	DEF	TOT	AST	PF	DQ	STL	TO	BLK	PTS	AVG	HI
Bledsoe	3-3	111	26-50	.520	1-7	.143	22-27	.815	4	13	17	15	5-0	4	10	2	75	25.0	30	
Dragic	4-4	137	34-70	.486	8-14	.571	14-15	.933	4	8	12	22	12-0	3	11	2	90	22.5	31	
Green	4-1	106	24-50	.480	8-21	.381	8-11	.727	4	7	11	2	6-0	1	3	1	64	16.0	32	
Mark, Morris	3-0	81	14-36	.389	0-3	.000	11-11	1.000	8	12	20	11	7-0	4	4	0	39	13.0	19	
Plumlee	4-4	119	18-32	.563	0-0	—	6-11	.545	13	38	51	4	10-0	3	7	5	42	10.5	18	
Frye	4-4	109	15-31	.484	4-18	.222	2-2	1.000	2	19	21	3	13-0	2	3	2	36	9.0	25	
Tucker	4-4	120	12-28	.429	2-3	.667	4-6	.667	12	11	23	3	7-0	10	3	0	30	7.5	18	
Marc, Morris	4-0	84	9-28	.321	2-13	.154	6-6	1.000	4	16	20	5	8-0	5	4	1	26	6.5	15	
Smith	2-0	39	5-10	.500	0-0	—	0-0	—	1	5	6	7	4-0	2	3	0	10	5.0	6	
Kravtsov	1-0	3	1-1	1.000	0-0	—	1-2	.500	1	0	1	0	1-0	0	0	0	3	3.0	3	
Len	1-0	8	1-1	1.000	0-0	—	0-0	—	1	1	2	0	3-0	0	1	1	2	2.0	2	
Goodwin	3-0	21	2-8	.250	0-0	—	1-2	.500	1	2	3	1	1-0	1	2	0	5	1.7	3	
Christmas	2-0	10	0-2	.000	0-0	—	0-0	—	0	0	0	0	2-0	0	0	0	0	0.0	0	
Randolph	1-0	13	0-0	—	0-0	—	0-0	—	2	1	3	0	1-0	0	0	0	0	0.0	0	

PLAYER	G-GS	MIN	FG-FGA	PCT	3FG-FGA	PCT	FT-FTA	PCT	OFF	DEF	TOT	AST	PF-DQ	STL	TO	BLK	PTS	AVG	HI
Aldridge	4-4	151	35-77	.455	0-1	.000	12-14	.857	6	21	27	3	9-0	2	8	1	82	20.5	28
Lillard	4-4	148	24-58	.414	11-25	.440	15-21	.714	2	7	9	18	9-0	4	7	1	74	18.5	32
Batum	4-4	138	17-44	.386	4-22	.182	6-7	.857	6	25	31	15	7-0	3	11	3	44	11.0	15
Lopez	4-4	120	16-33	.485	0-0	—	12-18	.667	18	22	40	5	9-0	3	7	7	44	11.0	18
Matthews	4-4	133	13-33	.394	6-16	.375	5-8	.625	2	13	15	8	6-0	3	3	0	37	9.3	11
Robinson	4-0	54	14-24	.583	0-0	—	3-11	.273	9	15	24	1	3-0	2	5	2	31	7.8	15
Williams	4-0	99	11-37	.297	4-10	.400	2-2	1.000	1	7	8	14	13-0	2	10	1	28	7.0	12
Crabbe	1-0	5	1-1	1.000	0-0	—	2-3	.667	0	1	1	1	0-0	0	0	0	4	4.0	4
Wright	4-0	46	4-11	.364	2-6	.333	5-6	.833	2	8	10	2	4-0	0	3	2	15	3.8	5
Freeland	3-0	38	4-9	.444	0-0	—	3-4	.750	7	4	11	5	5-0	0	2	1	11	3.7	6
Barton	2-0	14	2-3	.667	0-1	.000	2-2	1.000	0	0	0	0	1-0	0	0	0	6	3.0	4
Leonard	2-0	6	1-1	1.000	0-0	—	2-2	1.000	0	1	1	1	2-0	0	0	0	4	2.0	4
Claver	1-0	1	0-0	—	0-0	—	0-0	—	0	0	0	0	0-0	0	0	0	0	0.0	0
McCollum	1-0	1	0-1	.000	0-0	—	0-0	—	0	0	0	0	0-0	0	0	0	0	0.0	0
Watson	1-0	5	0-0	—	0-0	—	0-0	—	0	0	0	2	2-0	0	0	0	0	0.0	0
TRAIL BLAZERS	4	960	142-332	.428	27-81	.333	69-98	.704	53	124	177	75	70-0	19	59	18	380	95.0	106

Series Scores & Summary

Date	Site	Final	W*	Date	Site	Final	W*	Date	Site	Final	W*	Date	Site	Final	W*	Date	Site	Final	W*
11/11/70	Phx	114-100	W	4/2/76	Phx	106-103	W	12/28/82	Phx	116-94	W	12/17/88	Port	97-115	L	2/15/96	Port	96-84	W
12/4/70	Port	126-121	W	4/3/76	Port	97-112	L	3/31/83	Phx	106-89	W	2/28/89	Port	134-139	L	4/9/96	Phx	91-98	L
12/26/70	Phx	115-126	W	12/7/76	Phx	99-113	L	4/8/83	Port	99-86	W	3/17/89	Phx	129-124	W	1/24/97	Phx	105-115	L
1/25/71	Port	131-122	W	1/50/77	Port	91-97	L	11/6/83	Port	96-122	L	2/11/89	Port	109-107	W	2/11/97	Port	108-111	L
11/30/71*	Port	121-111	W	3/20/77	Phx	126-106	W	12/21/83	Phx	112-116	L	11/17/89	Port	109-110	L	3/5/97	Port	99-121	L
12/1/71	Phx	139-103	W	4/8/77	Port	111-122	L	2/1/84	Phx	109-106	W	12/26/89	Phx	121-105	W	4/5/97	Port	99-90	W
2/1/72	Port	129-117	W	1/29/77	Port	96-105	L	2/5/84	Port	82-87	L	2/4/90	Port	121-123	L	11/24/97	Port	140-139	W
2/6/72	Port	118-117	W	12/2/77	Phx	103-106	L	3/23/84	Port	98-124	L	4/18/90*	Phx	129-138	L	2/12/98	Phx	110-115	L
2/6/72	Phx	107-94	W	2/14/78	Port	100-113	L	4/10/84	Phx	100-88	W	11/27/90	Port	123-109	W	3/3/98	Port	93-98	L
3/21/72	Phx	106-128	W	3/29/78	Phx	127-94	W	11/18/84	Phx	139-130	W	12/29/91	Port	116-123	L	4/4/98	Phx	90-83	W
10/14/72	Port	124-120	W	10/22/78	Phx	124-116	W	11/2/84	Port	99-116	L	2/22/92	Port	106-127	L	3/25/98	Port	84-87	L
12/9/72	Phx	116-97	W	12/28/78	Phx	129-127	W	4/14/84	Port	104-112	L	3/13/91	Phx	116-108	W	3/28/98	Phx	88-88	W
12/29/72	Phx	106-99	W	2/6/79	Port	93-110	L	12/22/84	Phx	110-108	W	4/21/91	Phx	135-118	W	4/3/99	Port	92-98	L
12/30/72	Port	107-104	W	4/4/79	Phx	106-95	W	3/21/85	Phx	114-104	W	11/2/91	Port	100-76	W	12/5/99	Phx	90-92	L
1/26/73	Port	120-116	W	10/28/79	Port	89-88	W	4/9/85	Port	100-116	L	1/19/92*	Phx	132-128	W	12/17/99	Port	110-102	W
1/27/73	Phx	109-117	L	11/16/79	Phx	98-97	W	10/25/85*	Phx	123-128	L	2/12/92	Phx	97-107	L	1/8/00	Port	94-96	L
2/18/73	Phx	118-119	L	11/25/79	Port	87-86	W	11/27/85	Phx	93-110	L	2/18/92	Phx	116-129	L	1/14/00	Phx	83-105	L
11/30/73	Port	107-99	W	12/26/79	Phx	119-99	W	1/3/86	Port	104-133	L	3/31/92	Phx	128-111	W	11/2/00	Phx	108-82	W
12/13/73	Phx	108-119	L	3/21/80	Port	111-100	W	1/18/86	Port	87-112	L	11/10/92	Port	89-100	L	12/3/00	Phx	84-79	W
12/18/73	Phx	117-133	L	3/28/80	Phx	114-100	W	1/28/86	Phx	136-130	W	11/29/92	Phx	121-117	W	2/1/01	Port	92-100	L
1/31/74	Phx	112-100	W	11/16/80	Phx	119-107	W	2/26/86	Phx	113-112	W	3/2/93	Port	97-102	L	3/14/01	Port	84-79	W
2/12/74	Port	104-113	L	12/14/80	Phx	110-116	L	11/4/86	Phx	126-120	W	3/17/93	Phx	129-111	W	12/1/01	Port	97-83	W
2/17/74	Phx	112-100	W	12/21/80	Port	111-100	W	12/30/86	Phx	105-120	L	4/22/93	Port	115-114	W	12/22/01	Phx	102-90	W
12/28/74	Phx	85-88	W	2/27/81	Port	117-121	L	2/3/87	Port	103-117	L	11/19/93	Phx	118-109	W	1/6/02	Phx	99-108	L
12/31/74	Phx	104-100	W	3/6/81	Phx	126-107	W	2/19/87	Phx	108-124	L	12/25/94	Phx	118-117	W	3/13/02	Port	97-105	L
1/10/75	Phx	110-113	L	3/24/81	Port	111-120	L	3/20/87	Port	105-134	L	2/3/94	Phx	109-126	L	11/8/02	Phx	86-75	W
3/13/75	Port	107-115	L	10/30/81	Port	95-103	L	4/9/87	Port	128-122	W	2/16/94	Phx	126-100	W	1/7/03	Port	88-81	W
3/17/75	Port	98-120	L	11/12/81	Phx	104-114	L	1/15/88	Phx	104-114	L	4/5/94	Phx	113-135	W	5/8/02	Phx	93-122	L
3/20/75	Phx	108-112	L	11/20/81	Phx	113-112	W	12/5/87	Port	100-102	L	11/15/94	Port	124-111	W	4/15/03	Port	102-120	L
3/22/75	Port	92-94	L	3/12/82	Port	108-119	L	12/5/87	Phx	115-133	L	11/18/94	Phx	124-111	W	12/18/03	Port	94-101	L
10/25/75	Port	89-88	W	4/6/82	Phx	104-106	L	12/18/87	Phx	114-129	L	11/19/95	Port	122-115	W	1/15/04	Port	105-96	W
11/28/75	Phx	110-101	W	4/16/82	Phx	113-99	W	1/29/88	Phx	119-128	L	2/15/95*	Phx	126-113	W	1/18/04	Phx	96-92	W
12/14/75	Phx	105-96	W	11/2/82	Phx	92-87	W	3/1/88	Phx	112-135	L	4/8/95	Port	104-94	W	2/14/04	Phx	97-101	L
3/6/76	Port	99-118	L	11/14/82	Port	102-94	L	11/14/88	Phx	105-120	L	11/18/95	Port	107-102	L	12/5/04	Port	121-99	W
3/7/76	Phx	106-84	W	12/12/82	Port	94-99	L	12/16/88	Phx	132-125	W	11/19/96	Port	84-101	L	12/1/05	Phx	117-98	W

*Overtime **Double Overtime ***Triple Overtime ****Quadruple Overtime

Suns Players Career Statistics vs. Trail Blazers

PLAYER	G-GS	MIN	FG-FGA	PCT	3FG-FGA	PCT	FT-FTA	PCT	OFF	DEF	TOT	AST	PF-DQ	STL	TO	BLK	PTS	AVG	HI
Bledsoe	11-6	258	39-92	.424	2-15	.133	28-36	.778	8	32	40	32	14-0	9	23	4	108	9.8	30
Dragic	20-9	455	73-181	.403	20-47	.426	44-53	.830	6	34	40	79	48-0	17	39	4	210	10.5	31
Goodwin	3-0	21	2-8	.250	0-0	—	1-2	.500	1	2	3	1	1-0	1	2	0	5	1.7	3
Green	12-1	235	49-106	.462	16-40	.400	12-20	.600	11	22	33	12	17-0	3	8	3	126	10.5	32
Len	1-0	8	1-1	1.000	0-0	—	0-0	—	1	1	2	0	0-0	0	1	1	2	2.0	2
Marc Morris	7-0	139	21-49	.429	9-24	.375	9-12	.750	10	16	26	7	13-0	6	7	2	60	8.6	16
Mark Morris	9-2	225	41-92	.446	5-13	.385	19-21	.905	23	31	54	21	22-0	6	10	4	106	11.8	19
Plumlee	4-4	119	18-32	.563	0-0	—	6-11	.545	13	38	51	4	10-0	3	7	5	42	10.5	18
Randolph	2-0	17	0-0	—	0-0	—	0-0	—	2	4	6	0	1-0	0	0	0	0	0.0	0
Thomas	10-2	246	39-104	.375	11-31	.355	25-28	.893	7	15	22	48	17-0	7	15	1	114	11.4	22
Tolliver	9-3	190	19-40	.475	4-17	.235	13-18	.722	14	27	41	6	18-0	5	7	3	55	6.1	19
Tucker	9-5	187	24-46	.522	3-5	.600	4-9	.444	16	18	34	3	16-0	13	5	0	55	6.1	18

Series Highlights & Top Performances

Phoenix has won 34 of the last 51 meetings, including 16 of the last 18 at US Airways Center... October 30, 2013, **Miles Plumlee** had 18 points and 15 rebounds to become the first Sun with 15 or more points and rebounds in his debut since **Tom Gugliotta** in 1998-99 and the first Sun with a double-double in his first career start since **Shawn Marion** in 1999-2000... Feb. 19, 2013, **Goran Dragic** dished out a career-high 18 assists in a 102-98 win... Jan. 14, 2011, **Grant Hill** blocked the 15th active player in the NBA with 16,000 career points... The Suns won their first-ever 40T game and the longest game in franchise history in Portland on November 14, 1997, 140-139... Portland's **Brian Grant** played a Suns opponent record 61 minutes... In the Suns 110-102 win on December 17, 1999 in Portland, **Jason Kidd** had a triple-double with 32 points, 12 rebounds and 10 assists and **Tom Gugliotta** added 17 points and 14 rebounds prior to suffering a seizure on the bus after the game... Series highs: March 7, 1975 in Portland, Blazer **Larry Steele** picked nine steals... December 26, 1989 in Phoenix, Sun **Andrew Lang** blocked eight shots.

By The Numbers:

Suns vs. Portland 2013-2014: 3-1

10/30/13 at Phoenix: Suns 104, Blazers 91

11/13/13 at Portland: Blazers 90, Suns 89

11/27/14 at Phoenix: Suns 120, Blazers 106

4/4/14 at Portland: Suns 109, Blazers 93

All-Time Series Results:

Suns vs. Blazers at Phoenix: 75-29

Suns vs. Blazers at Portland: 41-63

Suns vs. Blazers overall: 116-92

Suns largest margin of victory: 45 (130-85, 12/6/05)

Suns high point total: 160 (3/21/72)

Suns low point total: 71 (1/27/12)

Blazers largest margin of victory: 38 (109-71, 1/27/12)

Blazers high point total: 139 (2/28/89, 11/14/97)

Blazers low point total: 75 (11/8/02)

	HOME	AWAY
Suns last win:	11/27/14 (102-106)	4/4/14 (109-93)
Suns last loss:	12/10/10 (101-94)	11/13/13 (90-89)
Streaks:	Won six	Won one

Sacramento Kings



**One Sports Parkway
Sacramento, CA 95834
(916) 928-0000
Fax: (916) 928-6900
www.kings.com**

2014-2015 vs. Suns:

November 7 at Phoenix
December 26 at Sacramento
February 8 at Sacramento
March 25 at Phoenix

2013-2014 Finish:

28-54 (.341)
Fourth in Pacific Division

Playoffs:

Did not qualify

Owner	Vivek Ranadive
President	Chris Granger
President, Business Operations	Matina Kolokotronis
General Manager	Pete D'Alessandro
Head Coach	Michael Malone
Assistant Coaches	Tyrone Corbin, Chris Jent, Corliss Williamson, Micah Nori
Head Athletic Trainer	Manny Romero
Director, Media Relations	Chris Clark
Director, Basketball Information	Darryl Arata
Coordinator, Media Relations	Rashaan Gethers
Home Court	Sleep Train Arena (17,317, built in 1988)
Team Colors	Purple, Black, Silver
Radio	KHTK (1140 AM) Gary Gerould
TV	Comcast SportsNet (Cable) Grant Napear, Jerry Reynolds, Kayte Christensen

2013-2014 Regular Season Stats – Suns vs. Kings

PLAYER	G-GS	MIN	FG-FGA	PCT	3FG-FGA	PCT	FT-FTA	PCT	OFF	DEF	TOT	AST	PF-DQ	STL	TO	BLK	PTS	AVG	HI
Dragic	3-3	106	23-43	.535	7-12	.583	17-20	.850	3	5	8	16	10-0	4	12	0	70	23.3	31
Bledsoe	2-2	52	13-22	.591	3-5	.600	5-6	.833	1	6	7	10	2-0	3	3	2	34	17.0	28
Green	4-3	113	22-46	.478	14-26	.538	10-13	.769	1	10	11	7	11-1	1	6	3	68	17.0	23
Marc Morris	4-0	103	22-40	.550	5-13	.385	12-15	.800	5	11	16	1	9-0	4	6	2	61	15.3	22
Goodwin	4-0	72	18-31	.581	2-9	.222	8-11	.727	5	4	9	5	7-0	5	5	0	46	11.5	29
Plumlee	4-4	99	17-33	.515	0-0	—	2-10	.200	8	16	24	3	9-0	5	6	7	36	9.0	12
Frye	4-4	104	12-29	.414	7-16	.438	2-2	1.000	5	14	19	2	11-0	1	5	5	33	8.3	17
Mark Morris	4-0	78	9-22	.409	0-1	.000	11-13	.846	4	10	14	7	10-0	2	3	1	29	7.3	15
Tucker	4-4	106	9-33	.273	4-12	.333	6-9	.667	5	18	23	8	9-0	4	4	0	28	7.0	12
Smith	3-0	56	6-17	.353	0-5	.000	0-0	—	0	4	4	11	2-0	3	3	1	12	4.0	8
Christmas	3-0	25	4-10	.400	3-7	.429	0-2	.000	2	5	7	0	3-0	0	1	0	11	3.7	8
Len	3-0	26	1-7	.143	0-0	—	0-0	—	3	5	8	1	2-0	2	3	1	2	0.7	2
Kravtsov	1-0	4	0-0	—	0-0	—	0-0	—	0	0	0	0	1-0	0	1	0	0	0.0	0
Randolph	1-0	16	0-0	—	0-0	—	0-0	—	0	1	1	0	4-0	1	2	1	0	0.0	0
SUNS	4	960	156-333	.468	45-106	.425	73-101	.723	42	109	151	71	90-1	35	61	23	430	107.5	116
PLAYER	G-GS	MIN	FG-FGA	PCT	3FG-FGA	PCT	FT-FTA	PCT	OFF	DEF	TOT	AST	PF-DQ	STL	TO	BLK	PTS	AVG	HI
Cousins	3-3	96	18-48	.375	0-0	—	25-36	.694	11	29	40	10	10-0	0	9	3	61	20.3	27
Thomas	4-2	111	27-50	.540	5-16	.313	16-17	.941	4	5	9	13	15-0	5	10	1	75	18.8	29
Gay (TOT)	3-3	85	17-35	.486	1-7	.143	12-13	.923	2	15	17	6	4-0	3	4	3	47	15.7	24
Gay (SAC)	2-2	53	11-20	.550	0-4	.000	8-9	.889	1	6	7	3	1-0	1	3	2	30	15.0	24
McLemore	4-4	127	18-46	.391	7-23	.304	19-24	.792	1	16	17	6	6-0	2	6	1	62	15.5	31
McCallum	1-0	31	5-12	.417	0-0	—	3-4	.750	0	2	2	2	2-0	1	3	0	13	13.0	13
Vasquez	2-2	52	7-18	.389	1-5	.200	9-9	1.000	1	5	6	12	4-0	1	3	0	24	12.0	13
Williams	2-1	61	7-18	.389	2-5	.400	5-6	.833	1	6	7	2	4-0	2	1	1	21	10.5	14
Patterson	2-0	50	7-16	.438	2-5	.400	1-2	.500	4	4	8	1	5-0	1	2	0	17	8.5	10
Mbah a Moute	2-2	55	6-9	.667	0-0	—	3-3	1.000	2	7	9	5	3-0	3	1	2	15	7.5	11
Outlaw	4-0	41	11-25	.440	2-8	.250	6-8	.750	4	13	17	3	8-0	2	4	1	30	7.5	15
Thompson	4-4	80	15-25	.600	0-0	—	0-0	—	4	16	20	2	13-0	1	7	1	30	7.5	10
Gray	2-0	39	6-14	.429	0-0	—	1-2	.500	12	10	22	2	6-0	2	5	0	13	6.5	7
Acy (TOT)	2-0	25	3-6	.500	0-1	.000	3-5	.600	5	3	8	1	3-0	1	2	0	9	4.5	9
Acy (SAC)	1-0	25	3-6	.500	0-1	.000	3-5	.600	5	3	8	1	3-0	1	2	0	9	9.0	9
Fredette	3-0	36	5-13	.385	3-4	.750	0-0	—	0	3	3	5	2-0	2	2	0	13	4.3	8
Salmons	2-0	29	2-7	.286	2-2	1.000	0-0	—	2	5	7	1	1-0	0	2	0	6	3.0	6
Terry (TOT)	1-0	18	1-3	.333	0-1	.000	1-2	.500	0	0	0	1	2-0	1	1	0	3	3.0	3
Thornton	1-0	21	1-7	.143	1-4	.250	0-0	—	1	2	3	0	2-0	2	0	0	3	3.0	3
Hayes	2-0	11	2-2	1.000	0-0	—	0-0	—	0	0	0	0	1-0	1	2	1	4	2.0	2
Cunningham	1-0	6	0-0	—	0-0	—	0-0	—	0	1	1	0	2-0	0	0	0	0	0.0	0
Evans (TOT)	1-0	4	0-1	.000	0-0	—	0-0	—	0	2	2	0	1-0	1	0	0	0	0.0	0
Mason (TOT)	1-0	18	0-3	.000	0-1	.000	0-0	—	0	0	0	0	3-0	2	0	1	0	0.0	0
Ndoye	1-0	5	0-0	—	0-0	—	0-0	—	1	0	1	1	1-0	0	1	0	0	0.0	0
KINGS	4	960	151-336	.449	25-77	.325	99-125	.792	54	133	187	71	89-0	38	66	12	426	106.5	113

Series Scores & Summary

Date	Site	Final	YA	Date	Site	Final	YA	Date	Site	Final	YA	Date	Site	Final	YA	Date	Site	Final	YA
12/13/68	Cin	123-130	L	3/4/75	KC-COM	99-103	L	11/27/82	K.C.	99-105	L	12/17/89	Sac	123-113	W	12/17/89	Sac	90-96	L
12/15/68	Cin	101-119	L	3/29/75	Phx	100-104	L	1/23/83	K.C.	102-92	W	12/12/90	Phx	111-96	W	2/10/98	Phx	88-86	W
12/16/68	Phx	123-114	W	11/1/75	K.C.	100-106	L	2/16/83	St. Louis	102-101	W	2/22/90	Sac	104-98	W	3/17/98	Phx	107-80	W
2/16/69	Tucson	103-124	L	12/25/75	Phx	122-111	W	3/24/83	K.C.	112-95	W	4/12/90	Sac	116-114	W	4/7/98	Sac	103-97	W
2/16/69	Cin	125-113	W	1/4/76	K.C.	86-98	L	11/30/83	Phx	118-120	L	12/11/90	Phx	113-90	W	2/9/99	Phx	95-112	L
3/4/69	Phx	122-141	L	2/24/76	Phx	117-120	L	12/17/83	Phx	119-99	W	1/19/91	Sac	99-101	L	3/6/99	Phx	99-111	L
10/30/69	Phx	106-104	W	3/27/76	Phx	117-100	W	1/7/84	K.C.	98-100	L	3/1/91	Sac	112-106	W	5/2/99	Sac	100-111	L
11/23/69	Cin	123-137	L	12/18/76	Phx	89-90	L	2/23/84	K.C.	107-95	W	3/23/91	Sac	100-95	W	12/18/99	Phx	119-103	W
12/13/69	Phx	126-110	W	1/7/77	Omaha	88-89	L	4/3/84	Phx	113-109	W	11/26/91	Sac	89-94	L	4/15/00	Sac	117-108	W
12/14/69	Phx	130-137	L	2/15/77	K.C.	96-102	L	12/7/84	Phx	123-113	W	1/27/91	Sac	143-100	W	3/22/00	Phx	114-93	W
1/6/70	Cin	124-128	L	1/22/77	Phx	121-110	W	12/18/84	K.C.	116-127	L	1/15/92	Sac	128-111	W	4/4/00	Sac	102-97	W
1/11/70	Cin	125-118	W	12/6/77	K.C.	103-92	W	1/2/85	K.C.	115-107	W	1/17/92	Sac	134-94	W	12/1/00	Sac	98-105	L
1/14/70	Cin	133-115	W	12/29/77	Phx	110-104	W	2/26/85	K.C.	103-110	L	4/7/92	Phx	103-101	W	12/1/01	Sac	117-121	L
1/13/70	Phx	115-109	W	1/31/78	Omaha	112-102	W	3/2/85	Phx	114-111	W	11/18/92	Phx	127-111	W	3/7/01	Phx	89-100	L
1/18/71	Omaha	118-99	W	3/1/78	Phx	136-112	W	11/26/85	Sac	107-111	L	1/14/93	Sac	114-104	W	4/15/01	Phx	88-86	W
1/20/71	Phx	114-126	L	10/26/78	K.C.	102-112	L	12/19/85	Phx	107-106	W	3/5/93	Phx	130-122	W	12/12/01	Phx	114-88	W
2/17/71	Phx	133-117	W	12/12/78	Phx	123-103	L	2/21/86	Phx	110-118	L	3/9/93	Sac	128-108	W	12/23/01	Sac	101-133	L
10/26/71	Phx	126-99	W	2/23/79	K.C.	112-121	L	3/19/86	Phx	108-104	W	4/8/93	Sac	123-114	W	1/5/02	Phx	112-118	L
11/6/71	Cin	95-110	L	3/23/79	Phx	126-107	W	4/5/86	Sac	100-129	L	11/7/93	Phx	132-110	W	1/13/02	Sac	100-103	L
12/15/71	Cin	127-108	W	10/21/79	K.C.	85-122	L	11/25/86	Sac	102-123	L	11/19/94	Sac	119-103	W	11/22/02	Sac	101-118	L
2/12/72	Phx	117-95	W	11/21/79	Phx	128-120	W	12/20/86	Sac	114-122	L	2/26/94	Phx	112-86	W	12/17/02	Sac	86-95	L
3/8/72	Cin	105-122	L	12/22/79	K.C.	115-111	W	3/7/87	Phx	105-102	W	4/8/94	Sac	103-104	L	12/22/02	Phx	111-101	W
11/21/72	K.C.	96-101	L	12/23/79	Phx	118-112	W	3/26/87	Sac	115-124	L	4/23/94	Phx	101-100	W	3/13/03	Phx	109-84	W
12/17/72	Phx	112-102	W	2/6/80	Phx	97-95	W	4/4/87	Phx	132-123	W	11/4/94	Sac	89-107	L	12/14/03	Sac	102-107	L
1/6/73	KC-OM	118-112	W	3/18/80	K.C.	112-109	W	12/20/87	Sac	120-109	W	12/17/94	Phx	109-98	W	1/9/04	Phx	93-113	L
1/18/73	Phx	96-119	L	10/12/80	Phx	109-100	W	12/26/87	Phx	110-112	L	1/13/95	Sac	108-100	W	2/29/04	Sac	94-108	L
2/25/73	KC-OM	111-109	W	11/1/80	K.C.	127-100	W	1/30/88	Phx	120-126	L	3/30/95	Sac	113-96	W	4/9/04	Phx	101-96	W
2/28/73	Phx	107-109	L	12/3/80	K.C.	100-103	L	2/13/88	Sac	116-114	W	4/18/95	Phx	111-101	W	11/13/04	Phx	111-113	L
10/26/73	KC-OM	93-98	L	3/8/81	K.C.	88-105	L	4/9/88	Phx	95-92	W	11/27/95	Sac	96-105	L	2/8/05	Sac	125-123	W
11/28/73	Phx	119-99	W	3/25/81	Phx	101-110	L	11/15/88	Sac	119-89	W	12/13/96	Phx	111-97	W	4/16/05	Phx	116-98	W
1/4/74	KC-OM	97-122	L	12/16/81	K.C.	81-97	L	1/13/89	Phx	111-90	W	3/26/96	Phx	102-98	W	4/20/05	Sac	107-132	L
1/11/74	Phx	100-117	L	12/19/81	Phx	95-87	W	2/18/89	Sac	120-101	W	4/17/96	Sac	102-103	L	11/6/05	Phx	117-118	L
2/22/74	KC-OM	104-119	L	2/17/82	K.C.	107-110	L	3/2/89	Phx	110-90	W	12/6/96	Sac	101-95	W	1/17/06	Sac	96-119	L
3/17/74	Phx	113-100	W	3/5/82	Phx	110-98	W	3/30/89	Sac	123-135	L	12/30/96	Phx	100-88	W	2/10/06	Phx	112-104	W
10/19/74	Phx	91-94	L	4/4/82	Phx	104-95	W	4/17/89	Phx	140-85	W	3/7/97	Sac	104-87	W	4/11/06	Sac	123-110	W
1/19/75	KC-OM	109-97	W	11/10/82	Phx	106-100	W	11/10/89	Phx	130-109	W	4/10/97	Phx	101-99	W	12/5/06	Phx	127-102	W

*Overtime # Cincinnati Royals % Kansas City-Omaha Kings & Kansas City Kings

Suns Players Career Statistics vs. Kings

PLAYER	G-GS	MIN	FG-FGA	PCT	3FG-FGA	PCT	FT-FTA	PCT	OFF	DEF	TOT	AST	PF-DQ	STL	TO	BLK	PTS	AVG	HI
Bledsoe	12-4	250	38-86	.442	8-21	.381	24-29	.828	7	22	29	47	19-1	17	29	9	108	9.0	28
Dragic	2-1	468	72-170	.424	15-55	.273	41-48	.854	11	34	45	90	42-0	25	35	4	200	9.5	31
Goodwin	4-0	72	18-31	.581	2-9	.222	8-11	.727	5	4	9	5	7-0	5	5	0	46	11.5	29
Green	12-6	243	42-102	.412	18-43	.419	19-22	.864	9	21	30	12	28-1	8	15	6	121	10.1	23
Len	3-0	26	1-7	.143	0-0	—	0-0	—	3	5	8	1	2-0	2	3	1	2	0.7	2
Marc Morris	8-1	154	33-60	.550	9-20	.450	14-18	.778	9	16	25	4	14-0	6	11	2	89	11.1	22
Mark Morris	11-2	223	26-73	.347	3-18	.167	21-27	.778	10	27	37	21	32-0	8	6	7	76	6.9	18
Plumlee	4-4	99	17-33	.515	0-0	—	2-10	.200	8	16	24	3	9-0	5	6	7	36	9.0	12
Randolph	2-0	17	0-0	—	0-0	—	0-2	.000	0	2	2	0	5-0	1	3	1	0	0.0	0
Tolliver	10-0	239	21-57	.368	11-27	.407	19-25	.760	14	31	45	18	20-0	6	7	12	72	5.5	14
Tucker	9-6	200	23-60	.383	4-15	.267	8-13	.615	10	23	33	14	18-0	8	10	1	58	6.4	18

Series Highlights & Top Performances

The Suns split the season series in 2013-14 and have won 24 of the last 33 in the overall series, including 13 of the last 16 games at US Airways Center... April 16, 2014, **Archie Goodwin** scored a career-high 29 points (11-13 FG) in a career-high 31 minutes in the Suns season finale... Suns guard **Tony Delk**, a former King, set an ARCO Arena record with a career-high 53 points in a 121-117 overtime loss against his former team on January 2, 2001... The Kings ended a 24-game losing streak in Phoenix on February 9, 1999 with a 112-95 win... April 17, 1989, Phoenix recorded its largest margin of victory with 55 points in a 140-85 win... Series highs: December 20, 1987 in Sacramento, Sun **Larry Nance** scored 45 points in the Suns' 120-109 victory... Kings guard **Phil Ford** dished out 21 assists on February 23, 1979 in Kansas City... December 14, 1969 in Phoenix, **Gail Goodrich** tallied a Suns series-high 18 assists.

By The Numbers:

Suns vs. Sacramento 2013-2014: 2-2

11/19/13 at Sacramento: Kings 107, Suns 104

11/20/13 at Phoenix: Kings 113, Suns 106

12/13/13 at Phoenix: Suns 116, Kings 107

4/16/14 at Sacramento: Suns 104, Kings 99

Suns largest margin of victory: 55 (140-85, 4/17/89)

Suns high point total: 141 (11/27/91)

Suns low point total: 68 (3/8/81)

Kings largest margin of victory: 37 (122-85, 10/21/79)

Kings high point total: 141 (3/4/69)

Kings low point total: 80 (3/17/98)

All-Time Series Results:

Suns vs. Kings at Phoenix: 78-25

Suns vs. Kings on road: 49-54

Suns vs. Kings overall: 127-79

	HOME	AWAY
Suns last win:	12/13/13 (116-107)	4/16/14 (104-99)
Suns last loss:	11/20/13 (113-106)	11/19/13 (107-104)
Streaks:	Won one	Won one

San Antonio Spurs



One AT&T Center
San Antonio, TX 78219
(210) 444-5500
Fax: (210) 444-5003
www.spurs.com

2014-2015 vs. Suns:

October 31 at Phoenix
January 9 at San Antonio
February 28 at Phoenix
April 12 at San Antonio

2013-2014 Finish:

62-20 (.756)

First in Southwest Division

Playoffs:

Defeated Dallas 4-3
Defeated Portland 4-1
Defeated Oklahoma City 4-2
Defeated Miami 4-1

Chairman & CEO

Peter M. Holt

President of Basketball Ops./Head Coach

Gregg Popovich

President of Sports Franchises/GM

R.C. Buford

Assistant Coaches

Jim Boylen, Ime Udoka,
Sean Marks, Chip Engelland,
Chad Forcier, Becky Hammon,
Ettore Messina

Head Athletic Trainer

Will Sevensing

Director of Basketball Communications

Tom James

Basketball Communications Manager

Kris Davis

Basketball Communications Manager

Mitch Heckart

Home Court

AT&T Center (18,581, built in 2002)

Team Colors

Metallic Silver, Black

Radio

WOAI (1200 AM) Bill Schoening
KCOR (1350 AM Spanish) Paul Castro

TV

KENS (Ch. 5), KMYS (Ch. 35), Fox Sports Southwest (Cable)
Bill Land, Sean Elliott, Andrew Monaco

2013-2014 Regular Season Stats - Suns vs. Spurs

PLAYER	G-GS	MIN	FG-FGA	PCT	3FG-FGA	PCT	FT-FTA	PCT	OFF	DEF	TOT	AST	PF-DQ	STL	TO	BLK	PTS	AVG	HI
Bledsoe	3-3	101	23-43	.535	3-10	.300	10-14	.714	3	15	18	21	6-0	3	11	0	59	19.7	30
Mark Morris	4-0	108	31-45	.689	1-3	.333	13-17	.765	4	26	30	6	13-0	5	7	4	76	19.0	23
Green	4-3	114	22-54	.407	8-27	.296	8-10	.800	2	11	13	7	8-0	4	8	4	60	15.0	27
Frye	4-4	116	21-36	.583	8-17	.471	5-6	.833	2	21	23	3	9-0	5	5	2	55	13.8	22
Dragic	2-2	70	9-28	.321	0-2	.000	8-12	.667	2	2	4	9	7-0	0	6	0	26	13.0	18
Plumlee	4-4	105	17-28	.607	0-0	—	4-6	.667	12	20	32	2	10-0	3	7	4	38	9.5	15
Marc Morris	4-0	92	13-34	.382	5-13	.385	1-1	1.000	2	13	15	3	7-0	3	8	0	32	8.0	13
Smith	3-0	67	10-18	.556	0-3	.000	3-4	.750	2	10	12	7	4-0	2	3	2	23	7.7	15
Goodwin	4-0	39	8-14	.571	0-1	.000	4-5	.800	2	3	5	1	5-0	3	4	1	20	5.0	9
Tucker	4-4	117	5-25	.200	3-9	.333	1-2	.500	6	12	18	8	8-0	4	7	2	14	3.5	4
Christmas	2-0	17	1-3	.333	0-1	.000	0-0	—	0	4	4	0	0-0	1	1	0	2	1.0	2
Len	2-0	9	1-2	.500	0-0	—	0-0	—	0	1	1	0	0-0	0	0	0	2	1.0	2
Kravtsov	1-0	3	0-1	.000	0-0	—	0-0	—	0	1	1	0	0-0	0	0	0	0	0.0	0
SUNS	4	960	161-331	.486	28-86	.326	57-77	.740	37	139	176	67	78-0	33	72	19	407	101.8	106

PLAYER	G-GS	MIN	FG-FGA	PCT	3FG-FGA	PCT	FT-FTA	PCT	OFF	DEF	TOT	AST	PF-DQ	STL	TO	BLK	PTS	AVG	HI
Parker	2-2	55	18-33	.545	1-1	1.000	1-1	1.000	0	2	2	9	1-0	1	1	0	38	19.0	20
Green	4-3	125	28-43	.651	12-23	.522	4-9	.444	2	11	13	6	5-0	2	6	6	72	18.0	33
Duncan	3-3	81	17-35	.486	0-1	.000	13-14	.929	7	16	23	7	3-0	3	9	4	47	15.7	17
Leonard	3-3	92	16-38	.421	4-9	.444	4-6	.667	4	13	17	7	7-0	6	5	0	40	13.3	18
Ginobili	3-0	67	15-33	.455	2-10	.200	7-7	1.000	5	9	14	11	4-0	5	8	0	39	13.0	24
Belinelli	4-2	110	8-34	.235	4-14	.286	13-14	.929	0	14	14	8	8-0	3	4	1	33	8.3	12
Diaw	4-2	110	14-38	.368	1-3	.333	3-4	.750	5	16	21	15	1-0	4	4	1	32	8.0	11
Bonner	2-0	33	5-9	.556	1-3	.333	4-4	1.000	1	5	6	0	2-0	0	2	0	15	7.5	10
Splitter	4-2	45	9-14	.643	0-1	.000	10-13	.769	9	13	22	2	3-0	0	2	1	28	7.0	9
Mills	4-0	101	10-37	.270	3-15	.200	4-4	1.000	2	10	12	12	10-0	3	3	0	27	6.8	12
Brown	1-0	17	1-6	.167	0-0	—	2-2	1.000	0	1	1	2	3-0	0	1	0	4	4.0	4
Joseph	4-2	44	6-13	.462	0-2	.000	3-4	.750	1	5	6	1	6-0	0	6	0	15	3.8	11
Ayres	4-0	45	4-6	.667	0-0	—	0-0	—	6	10	16	2	6-0	1	5	2	8	2.0	4
Baynes	2-0	21	2-5	.400	0-0	—	0-0	—	3	3	6	1	3-0	0	0	0	4	2.0	4
Daye	1-1	14	1-7	.143	0-3	.000	0-0	—	1	0	1	1	4-0	2	1	1	2	2.0	2
James	1-0	0	0-0	—	0-0	—	0-0	—	0	0	0	0	0-0	0	0	0	0	0.0	0
SPURS	4	960	154-351	.439	28-85	.329	68-82	.829	46	128	174	84	66-0	30	57	16	404	101.0	112

Series Scores & Summary

Date	Site	Final	%A	Date	Site	Final	%A	Date	Site	Final	%A	Date	Site	Final	%A	Date	Site	Final	%A		
10/27/76	S.A.	106-115	L	11/19/83	Phx	118-113	W	3/1/88	S.A.	109-114	L	2/22/95	S.A.	100-105	L	3/1/01	S.A.	71-91	L		
12/5/76	Phx	103-98	W	3/2/83	Phx	110-106	W	4/3/88	Phx	123-116	W	4/2/95	S.A.	106-109	L	12/14/01	Phx	92-105	L		
1/25/77	Phx	108-116	L	3/9/83	S.A.	105-108	L	11/26/88	S.A.	104-117	L	4/2/95	Phx	115-111	W	2/24/02	Phx	92-83	W		
3/8/77	S.A.	115-122	L	11/13/83	Phx	142-120	W	12/20/88	Phx	128-110	W	12/2/95	S.A.	93-101	L	2/26/02	S.A.	91-99	L		
10/31/77	S.A.	143-145	L	12/4/83	S.A.	122-106	W	4/15/89	Phx	137-91	W	12/25/95	Phx	100-105	L	4/16/02	S.A.	71-95	L		
11/1/77	S.A.	110-89	W	2/7/84	Phx	138-131	W	11/21/89	S.A.	98-107	L	1/31/96	S.A.	83-97	L	11/28/02	Phx	94-87	W		
11/20/77	Phx	134-112	W	2/21/84	S.A.	114-111	W	12/22/89	Phx	115-119	L	4/2/96	Phx	111-104	W	1/14/03	S.A.	100-108	L		
4/4/78	S.A.	119-125	L	3/5/84	Phx	120-106	W	3/19/90	Phx	102-113	L	12/20/96	Phx	93-76	W	3/4/03	S.A.	104-97	W		
10/10/78	Phx	107-110	L	12/15/84	S.A.	111-120	L	4/22/90	S.A.	93-108	L	12/21/96	S.A.	88-101	L	4/13/03	Phx	92-85	W		
11/15/78	S.A.	125-119	W	1/19/85	S.A.	100-106	L	11/17/90	S.A.	114-128	L	3/20/97	Phx	113-106	W	10/28/03	S.A.	82-83	L		
2/2/79	Phx	133-108	W	2/14/85	S.A.	102-131	L	12/21/90	Phx	128-132	L	4/18/97	S.A.	106-95	W	1/23/04	Phx	84-86	L		
3/8/79	S.A.	128-122	W	2/22/85	Phx	111-118	L	2/14/91	S.A.	106-97	W	1/9/98	Phx	100-79	W	3/6/04	Phx	86-107	L		
10/30/79	Phx	142-109	W	3/7/85	Phx	119-117	W	4/14/91	Phx	101-109	L	2/14/98	S.A.	94-81	W	3/27/04	S.A.	75-105	L		
12/80	S.A.	109-118	L	11/20/85	Phx	121-100	W	12/13/91	S.A.	112-107	W	2/22/98	Phx	97-79	W	12/28/04	S.A.	94-115	L		
11/5/80	S.A.	84-114	L	1/13/86	Phx	121-98	W	11/6-91	W	3/22/98	S.A.	83-93	L	1/21/05	Phx	123-128	L	4/14/12	S.A.	91-105	L
11/12/80	Phx	130-127	W	2/1/86	S.A.	112-111	W	3/7/92	S.A.	109-122	L	2/17/99	S.A.	79-76	W	3/9/05	Phx	107-101	W		
12/2/80	S.A.	122-107	W	2/18/86	S.A.	114-120	L	4/16/92	Phx	121-101	W	3/12/99	Phx	97-99	L	11/19/05	S.A.	91-97	L		
12/5/80	Phx	131-111	W	4/9/86	Phx	102-114	L	1/3/93	S.A.	113-114	L	4/10/99	Phx	110-84	W	1/7/06	Phx	91-86	W		
12/6/81	S.A.	112-110	L	11/15/86	S.A.	116-109	W	1/29/93	Phx	125-110	W	4/12/99	S.A.	77-94	L	3/8/06	Phx	93-117	L		
11/21/81	Phx	111-88	W	12/27/86	S.A.	81-94	L	2/2/93	S.A.	103-103	W	11/7/99	Phx	77-74	W	3/7/06	S.A.	102-108	L		
12/18/81	S.A.	106-104	W	1/9/87	Phx	100-115	L	4/24/93	Phx	99-97	W	12/21/99	S.A.	90-91	L	11/8/06	S.A.	106-111	L		
1/19/82	Phx	108-96	W	3/4/87	S.A.	108-121	L	11/10/93	Phx	101-93	W	1/7/00	Phx	83-102	L	2/1/07	Phx	103-87	W		
2/4/82	S.A.	112-118	L	4/17/87	Phx	136-116	W	1/13/94	S.A.	88-107	L	2/21/00	S.A.	98-89	W	4/5/07	S.A.	85-92	L		
4/14/82	Phx	104-92	W	11/14/87	Phx	124-113	W	4/6/94	Phx	107-95	W	11/7/00	Phx	100-81	W	12/17/07	S.A.	100-95	W		
11/7/82	S.A.	100-101	L	12/12/87	S.A.	110-129	L	4/16/94	S.A.	96-94	W	12/13/00	Phx	103-93	W	1/31/08	Phx	81-84	L		
12/21/82	S.A.	114-113	W	2/18/88	Phx	114-122	L	11/28/94	Phx	111-108	W	12/16/00	S.A.	82-90	L	3/9/08	Phx	94-87	W		

*Overtime

Suns Players Career Statistics vs. Spurs

PLAYER	G-GS	MIN	FG-FGA	PCT	3FG-FGA	PCT	FT-FTA	PCT	OFF	DEF	TOT	AST	PF-DQ	STL	TO	BLK	PTS	AVG	HI
Bledsoe	12-6	289	51-114	.447	6-18	.333	13-19	.684	12	32	44	52	16-0	12	23	6	121	10.1	30
Dragic	18-5	409	58-144	.403	8-36	.222	22-32	.688	6	22	28	82	50-0	10	30	3	146	8.1	18
Goodwin	4-0	39	8-14	.571	0-1	.000	4-5	.800	2	3	5	1	5-0	3	4	1	20	5.0	9
Green	10-4	205	32-85	.376	11-36	.306	9-11	.818	6	17	23	12	15-0	4	10	4	84	8.4	27
Len	2-0	9	1-2	.500	0-0	—	0-0	—	0	1	1	0	1-0	0	0	0	2	1.0	2
Marc Morris	10-1	216	27-73	.370	9-29	.310	11-17	.647	7	26	33	7	16-0	11	11	1	74	7.4	13
Mark Morris	11-1	255	53-97	.546	3-12	.250	22-31	.710	12	49	61	15	32-1	10	16	8	131	11.9	23
Plumlee	5-4	109	18-30	.600	0-0	—	4-6	.667	13	20	33	2	10-0	3	7	5	40	8.0	15
Randolph	3-0	11	1-3	.333	0-0	—	0-0	—	4	0	4	1	1-0	2	0	0	2	0.7	2
Thomas	10-9	302	63-137	.460	15-50	.300	35-40	.875	3	20	23	46	29-0	9	21	0	176	17.6	28
Tolliver	11-2	221	19-49	.388	7-23	.304	10-13	.769	13	25	38	13	24-0	6	7	6	55	5.0	16
Tucker	7-7	208	14-50	.280	3-11	.273	7-11	.636	10	28	38	13	15-0	6	10	2	38	5.4	11

Series Highlights & Top Performances

The Suns lost three of four contests in 2013-14... April 11, 2014, **Eric Bledsoe** nearly recorded a triple-double with 30 points, 11 rebounds and nine assists... April 13, 2011, the Suns reached 40 wins in 2010-11, one of just four NBA teams with 40-plus wins in each of the last seven seasons (Dallas, Denver, San Antonio)... December 25, 2008, **Steve Nash** became only the 13th player in league history to reach 7,000 assists... January 21, 2005, **Manu Ginobili** scored a career-high and series-high 48 points in a 128-123 Suns overtime loss at USAC... November 29, 2002, **Stephon Marbury** had 43 points and set Suns, USAC record for points in a quarter with 26 points in fourth period and USAC mark with 34 second-half points... February 24, 2002, Phoenix posted the 1,500th win in club history in 2,730 games with a 92-83 win at USAC to become fourth-fastest NBA team to reach the 1,500-win mark (Boston, Lakers, Philadelphia)... April 6, 1994 in Phoenix, **Kevin Johnson** set a Phoenix record with 25 assists... April 2, 1995 in San Antonio, **Charles Barkley** scored a Suns series-high 45 points... November 10, 1993 in Phoenix, **Dennis Rodman** grabbed a series-high 25 rebounds.

By The Numbers:

Suns vs. San Antonio 2013-2014: 1-3

11/6/13 at San Antonio: Spurs 99, Suns 96

12/18/13 at Phoenix: Spurs 108, Suns 101

2/21/14 at Phoenix: Suns 106, Spurs 85

4/11/14 at San Antonio: Spurs 112, Suns 104

Suns largest margin of victory: 46 (137-91, 4/15/89)

Suns high point total: 143 (10/31/77)

Suns low point total: 71 (4/16/02, 3/1/01)

Spurs largest margin of victory: 30 (114-84, 11/5/80)

Spurs high point total: 145 (10/31/77)

Spurs low point total: 74 (11/7/99)

All-Time Series Results:

Suns vs. Spurs at Phoenix: 49-27

Suns vs. Spurs at San Antonio: 25-53

Suns vs. Spurs overall: 74-80

	HOME	AWAY
Suns last win:	2/21/14 (106-85)	2/27/13 (105-101)
Suns last loss:	12/18/13 (108-101)	4/11/14 (112-104)
Streaks:	Won one	Lost two

Toronto Raptors



Air Canada Centre
50 Bay Street, Suite 500
Toronto, Ontario, Canada
M5J 2L2
(416) 815-5600
Fax: (416) 359-9331
www.raptors.com

2014-2015 vs. Suns:

November 24 at Toronto
 January 4 at Phoenix

2013-2014 Finish:

48-34 (.585)

First in Atlantic Division

Playoffs:

Lost to Brooklyn 4-3

Chairman of the Board & Gov.	Lawrence Tanenbaum, O.C.
Pres. & GM, Basketball Ops.	Masai Ujiri
Head Coach	Dwane Casey
Assistant Coaches	Bill Bayno, Nick Nurse, Jesse Mermuys, Tom Sterner, Jama Mahlalela, Alex McKechnie
Head Athletic Trainer	Scott McCullough
Director, Media Relations	Jim LaBumbard
Manager, Media Relations	Roven Yau
Coordinator, Media Relations	Phil Summers
Home Court	Air Canada Centre (19,800, built in 1999)
Team Colors	Red, Black, Silver
Radio	Sportsnet (590 AM), TSN Radio (1050 AM) Paul Jones, Eric Smith, Jack Armstrong, Sherman Hamilton
TV	TSN, TSN2, Sportsnet, Sportsnet ONE, Sportsnet 360 Matt Devlin, Leo Rautins, Jack Armstrong

2013-2014 Regular Season Stats – Suns vs. Raptors

PLAYER	G-GS	MIN	FG-FGA	PCT	3FG-FGA	PCT	FT-FTA	PCT	OFF	DEF	TOT	AST	PF-DQ	STL	TO	BLK	PTS	AVG	HI
Mark. Morris	2-0	68	17-26	.654	0-2	.000	7-10	.700	10	15	25	3	5-0	1	9	0	41	20.5	25
Green	2-0	49	13-27	.481	7-14	.500	5-6	.833	0	9	9	4	6-0	0	3	0	38	19.0	28
Dragic	2-2	71	11-24	.458	3-8	.375	8-10	.800	1	5	6	6	4-0	1	5	0	33	16.5	19
Bledsoe	2-2	63	7-16	.438	2-2	1.000	14-15	.933	0	5	5	10	3-0	0	7	1	30	15.0	16
Tucker	2-2	71	7-16	.438	3-5	.600	12-15	.800	8	12	20	4	5-0	5	4	0	29	14.5	18
Marc. Morris	2-0	45	7-18	.389	4-9	.444	2-3	.667	2	4	6	0	7-0	1	3	0	20	10.0	10
Plumlee	2-2	36	6-12	.500	0-0	—	6-8	.750	4	7	11	1	9-0	0	3	3	18	9.0	9
Frye	2-2	46	4-11	.364	1-5	.200	2-2	1.000	2	6	8	4	7-0	1	2	3	11	5.5	9
Smith	1-0	8	2-3	.667	0-0	—	1-1	1.000	1	0	1	1	1-0	0	0	0	5	5.0	5
Goodwin	1-0	13	1-2	.500	0-1	.000	0-0	—	1	3	4	0	0-0	0	0	1	2	2.0	2
Kravtsov	1-0	3	0-1	.000	0-0	—	0-0	—	1	0	1	0	1-0	0	0	0	0	0.0	0
Len	1-0	8	0-1	.000	0-0	—	0-0	—	0	2	2	0	2-0	0	1	0	0	0.0	0
SUNS	2	480	75-157	.478	20-46	.435	57-70	.814	30	68	98	33	50-0	9	38	8	227	113.5	121

PLAYER	G-GS	MIN	FG-FGA	PCT	3FG-FGA	PCT	FT-FTA	PCT	OFF	DEF	TOT	AST	PF-DQ	STL	TO	BLK	PTS	AVG	HI	
Lowry	2-2	80	16-35	.457	4-14	.286	13-15	.867	2	4	6	20	9-0	2	5	1	49	24.5	28	
Johnson	2-1	66	18-27	.667	0-0	—	6-8	.750	3	6	9	2	10-0	0	3	4	42	21.0	22	
Gay	1-1	32	6-15	.400	1-3	.333	4-4	1.000	1	9	10	3	3-0	2	1	1	17	17.0	17	
DeRozan	2-2	78	11-31	.355	0-4	.000	8-9	.889	1	6	7	9	8-0	6	5	0	30	15.0	17	
Valanciunas	2-2	61	11-21	.524	0-0	—	4-5	.800	4	11	15	4	6-0	2	1	1	26	13.0	15	
Ross	2-1	41	7-16	.438	4-9	.444	6-6	1.000	1	2	3	2	5-0	1	1	0	24	12.0	22	
Vasquez (TOT)	3-2	71	7-23	.304	1-8	.125	11-11	1.000	1	8	9	14	6-0	1	3	0	26	8.7	13	
Vasquez (TOR)	1-0	19	0-5	.000	0-3	.000	2-2	1.000	0	3	3	2	2-0	0	0	0	2	2.0	2	
Patterson (TOT)	2-0	50	7-16	.438	2-5	.400	1-2	.500	4	4	8	1	5-0	1	2	0	17	8.5	10	
Fields	1-0	18	2-4	.500	0-0	—	1-1	1.000	0	0	0	0	0-0	0	2	0	1	5	5.0	5
Novak	2-0	33	3-7	.429	3-6	.500	0-0	—	1	3	4	0	5-0	2	0	0	9	4.5	6	
Salmons (TOT)	3-0	47	3-12	.250	2-3	.667	0-0	—	3	8	11	1	1-0	1	2	0	8	2.7	6	
Salmons (TOR)	1-0	18	1-5	.200	0-1	.000	0-0	—	1	3	4	0	0-0	1	0	0	2	2.0	2	
Hayes (TOT)	3-0	15	3-3	1.000	0-0	—	0-0	—	0	0	0	0	3-0	2	1	0	6	2.0	2	
Hayes (TOR)	1-0	4	1-1	1.000	0-0	—	0-0	—	0	0	0	0	2-0	0	0	0	2	2.0	2	
Hansbrough	2-1	11	1-2	.500	0-0	—	0-0	—	0	0	0	0	1-0	1	2	0	2	1.0	2	
Acy	1-0	0	0-0	—	0-0	—	0-0	—	0	0	0	0	0-0	0	0	0	0	0.0	0	
Stone	1-0	18	0-3	.000	0-2	.000	0-0	—	1	0	1	0	2-0	0	1	0	0	0.0	0	
RAPTORS	2	480	77-172	.448	12-42	.286	44-50	.880	15	47	62	42	53-0	19	21	8	210	105.0	113	

Series Scores & Summary

Date	Site	Final	W/L	Date	Site	Final	W/L
11/10/95	Tor	112-108	W	11/22/05	Phx	90-82	W
2/23/96	Phx	110-105	W	3/31/06	Tor	140-126	W
2/1/97	Tor	86-110	L	12/19/06	Phx	115-98	W
3/11/97	Phx	101-105	L	1/3/07	Tor	100-98	W
12/5/97	Phx	110-91	W	12/5/07	Tor	136-123	W
2/3/98	Tor	110-105	W	12/22/07	Phx	122-103	W
11/23/99	Phx	94-93	W	1/18/09	Tor	117-113	W
2/27/00	Tor	102-103	L	2/27/09	Phx	133-113	W
12/10/00	Tor	95-87	W	11/15/09	Phx	101-100	W
12/30/00	Phx	109-103	W	11/29/09	Tor	113-94	W
11/18/01	Phx	81-87	L	2/25/11	Tor	110-92	W
12/9/01	Tor	91-90	W	3/23/11	Phx	114-106	W
2/21/03	Tor	89-92	L	1/24/12	Phx	96-99	L
3/17/03*	Phx	95-91	W	11/30/12	Tor	97-101	L
1/4/04	Tor	73-83	L	3/6/13	Phx	71-98	L
2/10/04	Phx	94-101	L	12/6/13	Phx	106-97	W
12/26/04	Phx	106-94	W	3/16/14	Tor	121-113	W
1/30/05	Tor	123-105	W				

*Overtime

Suns Players Career Statistics vs. Raptors

PLAYER	G-GS	MIN	FG-FGA	PCT	3FG-FGA	PCT	FT-FTA	PCT	OFF	DEF	TOT	AST	PF	DQ	STL	TO	BLK	PTS	AVG	HI
Bledsoe	6-3	166	20-52	.385	3-9	.333	21-26	.808	6	11	17	23	8-0	7	17	5	64	10.7	16	
Dragic	9-4	214	27-69	.391	5-24	.208	19-24	.792	7	16	23	26	23-0	5	18	1	78	8.7	19	
Goodwin	1-0	13	1-2	.500	0-1	.000	0-0	—	1	3	4	0	0-0	0	0	1	2	2.0	2	
Green	16-4	302	55-129	.426	20-48	.417	24-30	.800	6	41	47	18	24-0	6	28	8	154	9.6	28	
Len	1-0	8	0-1	.000	0-0	—	0-0	—	0	2	2	0	2-0	0	1	0	0	0.0	0	
Marc Morris	6-1	124	22-45	.489	10-19	.526	9-14	.643	6	12	18	2	18-0	3	9	0	63	10.5	19	
Mark Morris	5-2	130	23-43	.535	1-6	.167	9-12	.750	13	22	35	7	12-0	4	14	2	56	11.2	25	
Plumlee	2-2	36	6-12	.500	0-0	—	6-8	.750	4	7	11	1	9-0	0	3	3	18	9.0	9	
Randolph	7-0	53	5-13	.385	0-0	—	2-3	.667	6	9	15	5	10-0	1	1	1	12	1.7	5	
Thomas	4-3	127	19-43	.442	4-15	.267	26-29	.897	0	11	11	22	7-0	4	7	0	68	17.0	23	
Tolliver	10-2	226	19-57	.333	9-27	.333	15-22	.682	12	25	37	9	28-2	6	5	1	62	6.2	12	
Tucker	4-3	108	11-23	.478	3-6	.500	12-15	.800	9	18	27	7	5-0	7	9	1	37	9.3	18	

Series Highlights & Top Performances

Phoenix swept the season series and has won 16 of the last 19 meetings... The Suns scored a series-high 140 points on March 31, 2006, the most points ever scored at the Air Canada Centre... January 30, 2005, Phoenix's 46 points in the third quarter of the team's 123-105 victory, was the most points scored ever in a quarter vs. Toronto... Toronto held the Suns to a series-low 73 points on January 4, 2004 in Toronto... February 27, 2000, **Vince Carter** scored 51 points for the Raptors in a 103-102 Toronto win... February 3, 1998, **Jason Kidd** dished out a series-high 16 assists... **Marcus Camby** tied a Raptors franchise record with nine blocked shots as Toronto gained its first-ever win over the Suns, 110-86, on February 1, 1997... The Raptors had 15 blocked shots as a team in that contest... On March 11, 1997, Toronto gained its first road victory in the series, 105-101, at USAC... Phoenix took the first-ever meeting in the series, 112-108, on November 10, 1995.

By The Numbers:

Suns vs. Toronto 2013-2014: 2-0

12/6/13 at Phoenix: Suns 106, Raptors 97

3/16/14 at Toronto: Suns 121, Raptors 113

All-Time Series Results:

Suns vs. Raptors at Phoenix: 13-5

Suns vs. Raptors at Toronto: 12-5

Suns vs. Raptors overall: 25-10

Suns largest margin of victory: 20 (2/27/09, 133-113)

Suns high point total: 140 (3/31/06)

Suns low point total: 71 (3/6/13)

Raptors largest margin of victory: 27 (98-71, 3/6/13)

Raptors high point total: 126 (3/31/06)

Raptors low point total: 82 (11/22/05)

	HOME	AWAY
Suns last win:	12/6/13 (106-97)	3/16/14 (121-113)
Suns last loss:	3/6/13 (98-71)	11/30/12 (101-97)
Streaks:	Won one	Won one

Utah Jazz



301 West South Temple
Salt Lake City, UT 84101
(801) 325-2500
Fax: (801) 325-2578
www.utahjazz.com

2014-2015 vs. Suns:

November 1 at Utah
February 6 at Phoenix
April 4 at Phoenix

2013-2014 Finish:

25-57 (.305)
Fifth in Northwest Division

Playoffs:

Did not qualify

Owner

Gail Miller
(part of Larry H. Miller Group of Companies)

President

Randy Rigby

General Manager

Dennis Lindsey

Head Coach

Quin Snyder

Assistant Coaches

Brad Jones, Antonio Lang, Alex Jensen,
Mike Wells, Johnnie Bryant

Head Athletic Trainer

Gary Briggs

Director, Communications

Jonathan Rinehart

Senior Manager, Communications

Derek Garduno

Manager, Communications

Caroline Burtleson

Home Court EnergySolutions Arena (19,911, built in 1991)

Team Colors Navy, Dark Yellow, Dark Green, Gray

Radio KZNS (1280 AM/97.5 FM) David Locke, Ron Boone

TV ROOT Sports (Cable)

Craig Bolerjack, Matt Harpring

2013-2014 Regular Season Stats – Suns vs. Jazz

PLAYER	G-GS	MIN	FG-FGA	PCT	3FG-FGA	PCT	FT-FTA	PCT	OFF	DEF	TOT	AST	PF-DQ	STL	TO	BLK	PTS	AVG	HI
Bledsoe	3-1	84	15-35	.429	4-12	.333	16-22	.727	2	11	13	10	10-0	5	11	0	50	16.7	19
Dragic	3-3	104	15-36	.417	1-8	.125	17-20	.850	2	5	7	23	7-0	2	6	3	48	16.0	24
Green	4-3	99	18-39	.462	9-23	.391	6-6	1.000	2	6	8	2	11-1	4	4	0	51	12.8	17
Mark Morris	4-0	103	16-36	.444	1-4	.250	12-14	.857	8	12	20	2	8-0	3	8	1	45	11.3	23
Plumlee	4-4	117	19-36	.528	0-0	—	5-8	.625	13	24	37	4	8-0	2	2	8	43	10.8	15
Frye	4-4	108	17-34	.500	7-16	.438	0-0	—	7	8	15	6	11-0	2	2	5	41	10.3	17
Tucker	4-4	120	12-25	.480	5-13	.385	5-6	.833	5	10	15	4	11-0	5	6	1	34	8.5	13
Smith	2-1	48	6-20	.300	0-1	.000	3-4	.750	1	12	13	6	1-0	3	0	0	15	7.5	13
Marc Morris	4-0	67	8-25	.320	2-8	.250	4-6	.667	1	3	4	3	8-0	0	3	0	22	5.5	9
Goodwin	4-0	49	8-17	.471	1-4	.250	3-7	.429	2	7	9	1	6-0	2	4	3	20	5.0	16
Christmas	4-0	39	5-10	.500	2-4	.500	4-4	1.000	3	5	8	3	2-0	0	1	0	16	4.0	9
Len	2-0	24	1-3	.333	0-0	—	2-6	.333	2	0	2	0	7-0	1	3	2	4	2.0	3
SUNS	4	960	140-316	.443	32-93	.344	77-103	.748	48	103	151	64	90-1	29	51	23	389	97.3	112

PLAYER	G-GS	MIN	FG-FGA	PCT	3FG-FGA	PCT	FT-FTA	PCT	OFF	DEF	TOT	AST	PF-DQ	STL	TO	BLK	PTS	AVG	HI
Burks	4-0	111	21-38	.553	1-3	.333	16-22	.727	5	8	13	8	8-0	0	5	1	59	14.8	16
Hayward	4-4	145	20-51	.392	4-12	.333	15-20	.750	5	26	31	27	6-0	2	9	0	59	14.8	18
Favors	4-4	116	22-34	.647	0-0	—	14-19	.737	12	24	36	8	11-0	2	10	3	58	14.5	15
Burke	3-3	85	16-35	.457	7-13	.538	4-4	1.000	2	6	8	8	9-0	3	3	0	43	14.3	20
Williams	3-3	83	14-27	.519	4-13	.308	2-2	1.000	4	15	19	6	3-0	1	2	0	34	11.3	18
Jefferson	4-4	101	15-30	.500	4-13	.308	11-14	.786	3	11	14	9	5-0	1	4	0	45	11.3	17
Evans	3-0	72	14-19	.737	0-0	—	5-9	.556	6	12	18	2	13-0	4	5	2	33	11.0	12
Kanter	4-1	87	15-40	.375	0-0	—	6-6	1.000	14	7	21	4	14-0	0	6	0	36	9.0	20
Garrett	3-0	38	7-11	.636	4-5	.800	0-0	—	0	3	3	5	5-0	3	5	0	18	6.0	15
Lucas	3-1	53	5-20	.250	4-12	.333	0-1	.000	0	0	0	2	5-0	1	1	0	14	4.7	6
Tinsley	1-0	17	2-4	.500	0-1	.000	0-0	—	1	2	3	3	1-0	1	1	0	4	4.0	4
Gobert	2-0	14	1-2	.500	0-0	—	1-2	.500	1	2	3	0	1-0	0	4	0	3	1.5	2
Biedrins	1-0	4	0-0	—	0-0	—	0-0	—	0	0	0	0	1-0	0	0	0	0	0.0	0
Clark	1-0	9	0-3	.000	0-0	—	0-1	.000	1	2	3	0	1-0	1	1	1	0	0.0	0
Harris	1-0	12	0-2	.000	0-0	—	0-0	—	1	1	2	0	2-0	0	0	0	0	0.0	0
Rush	1-0	13	0-2	.000	0-1	.000	0-0	—	0	1	1	2	0-0	0	1	0	0	0.0	0
JAZZ	4	960	152-318	.478	28-73	.384	74-100	.740	55	120	175	84	85-0	19	62	7	406	101.5	112

Series Scores & Summary

Date	Site	Final	%A	Date	Site	Final	%A	Date	Site	Final	%A	Date	Site	Final	%A	Date	Site	Final	%A
11/6/74	N.O.	105-102	W	2/4/81	Phx	114-89	W	1/15/87	Phx	123-107	W	4/11/93	Phx	112-99	W	4/6/00	Utah	85-105	L
11/26/74	Phx	120-110	W	3/5/81	Utah	112-100	W	2/10/87	Utah	102-98	W	4/17/93	Utah	101-110	L	4/6/00	Phx	82-96	L
1/25/75	Phx	94-90	W	1/23/81	Phx	105-90	W	2/13/87	Phx	105-98	W	1/21/01	Phx	120-98	W	1/21/01	Utah	98-109	L
2/22/75	N.O.	106-98	L	11/7/81	Utah	87-85	L	3/30/87	Utah	95-110	L	1/5/94	Utah	107-91	W	2/25/01	Phx	90-80	W
12/17/75	N.O.	104-89	W	12/5/81	Phx	101-99	W	4/3/87	Phx	112-98	W	2/25/94	Utah	87-107	L	3/9/01	Utah	95-107	L
12/17/75	N.O.	102-120	L	2/13/82	Utah	115-120	L	11/13/87	Utah	92-109	L	3/6/94	Phx	92-103	L	4/18/01	Phx	99-93	W
2/14/76	Phx	112-93	W	3/3/82	Phx	115-102	W	11/18/87	Phx	90-80	W	11/21/94	Utah	91-106	L	11/26/01	Utah	111-104	W
2/24/76	N.O.	103-102	W	3/29/82	Utah	113-102	W	2/17/88	Utah	103-108	L	2/8/95	Utah	108-104	W	11/30/01	Phx	98-76	W
10/22/76	N.O.	98-111	L	11/4/82	Phx	119-104	W	3/22/88	Utah	96-103	L	2/19/95	Phx	110-107	L	1/8/02	Utah	84-98	L
1/25/77	Phx	118-102	W	12/13/82	Utah	111-101	W	4/5/88	Phx	111-106	W	3/28/95	Phx	102-111	L	4/1/02	Phx	96-97	L
3/9/77	Phx	100-104	L	2/2/83	Phx	112-96	L	11/19/88	Utah	121-134	L	11/27/95	Phx	105-114	L	11/19/02	Utah	96-99	L
3/30/77	N.O.	100-112	L	2/24/83	Utah	110-103	W	2/6/89	Phx	104-87	W	2/26/96	Utah	87-110	L	1/8/03	Utah	93-99	L
10/28/77	N.O.	107-114	L	3/29/83	Phx	115-107	W	2/20/89	Utah	92-118	L	4/4/96	Phx	107-100	W	1/12/03	Phx	107-99	W
11/10/77	Phx	127-111	W	11/29/83	L.V.	110-114	L	4/5/89	Phx	114-104	W	4/10/96	Utah	79-103	L	3/19/03	Phx	86-99	L
12/16/77	N.O.	126-113	W	12/2/83	Phx	113-116	L	12/13/89	Utah	95-102	L	12/12/96	Utah	95-87	W	11/5/03	Utah	80-91	L
11/1/78	Phx	142-99	W	1/10/84	Utah	98-107	L	2/14/90	Phx	114-103	W	1/16/97	Utah	91-95	L	2/7/04	Phx	92-96	L
11/2/78	N.O.	106-89	W	2/2/84	Utah	95-116	L	3/13/90	Utah	114-106	W	1/22/97	Phx	99-111	L	3/12/04	Phx	90-99	L
11/12/78	Phx	128-122	W	2/28/84	Phx	113-100	W	4/9/90	Phx	119-115	W	4/15/97	Phx	122-127	L	4/24/04	Utah	89-94	W
2/17/79	Phx	136-112	W	11/17/84	Utah	94-108	L	11/2/90	Tokyo	119-96	W	11/4/97	Phx	106-84	W	11/30/04	Utah	115-102	W
3/18/79	N.O.	117-121	L	11/27/84	Phx	115-102	W	11/3/90	Utah	101-102	L	2/26/98	Utah	97-108	L	12/15/04	Phx	108-86	W
11/6/79	Utah	120-107	W	1/12/85	Phx	110-94	W	2/6/91	Utah	99-103	L	3/24/98	Utah	73-92	L	1/12/05	Utah	108-115	L
12/19/79	Phx	117-99	W	4/6/85	Utah	94-105	L	4/2/91	Phx	131-117	W	4/17/98	Phx	99-102	L	2/14/05	Phx	138-128	W
1/13/80	Phx	106-103	W	4/12/85	Phx	96-92	W	11/30/91	Phx	134-125	W	2/11/99	Phx	74-82	L	11/5/05	Utah	87-86	W
1/15/80	Utah	115-108	W	11/7/85	Utah	110-121	L	1/23/92	Utah	116-117	L	4/8/99	Utah	82-95	W	11/18/05	Phx	102-94	W
2/28/80	Utah	111-101	W	12/6/85	Phx	111-92	W	3/1/92	Phx	114-109	W	4/21/99	Phx	91-82	W	3/21/06	Utah	99-107	L
3/7/80	Phx	110-94	W	2/12/86	Utah	97-105	L	4/3/92	Utah	94-113	L	4/26/99	Utah	99-85	W	11/3/06	Phx	104-108	L
10/15/80	Utah	107-93	W	3/7/86	Phx	103-105	L	11/12/92	Utah	102-91	W	12/27/99	Utah	91-92	L	11/18/06	Utah	117-120	L
12/19/80	Phx	108-90	W	3/22/86	Utah	109-119	L	2/26/93	Phx	113-106	W	3/10/00	Phx	96-99	L	2/3/07	Phx	105-108	L

*Overtime # New Orleans Jazz

Suns Players Career Statistics vs. Jazz

PLAYER	G-GS	MIN	FG-FGA	PCT	3FG-FGA	PCT	FT-FTA	PCT	OFF	DEF	TOT	AST	PF-DQ	STL	TO	BLK	PTS	AVG	HI
Bledsoe	11-3	249	38-91	.418	6-21	.286	24-32	.750	12	24	36	33	29-0	11	25	2	106	9.6	19
Dragic	19-7	445	71-166	.428	16-50	.320	53-68	.779	12	27	39	72	31-0	16	38	5	211	11.1	32
Goodwin	4-0	49	8-17	.471	1-4	.250	3-7	.429	2	7	9	1	6-0	2	4	3	20	5.0	16
Green	11-3	191	40-81	.494	21-44	.477	18-25	.720	2	14	16	6	21-1	8	12	3	119	10.8	21
Len	2-0	24	1-3	.333	0-0	—	2-6	.333	2	0	2	0	7-0	1	3	2	4	2.0	3
Marc Morris	8-0	124	16-44	.364	7-17	.412	11-17	.647	4	8	12	8	17-0	3	4	1	50	6.3	16
Mark Morris	10-2	223	32-76	.421	3-15	.200	18-24	.750	13	33	46	11	25-0	5	13	8	85	8.5	23
Plumlee	5-4	122	20-40	.500	0-0	—	5-8	.625	15	25	40	5	10-0	2	3	8	45	9.0	15
Randolph	4-0	21	3-3	1.000	0-0	—	1-2	.500	1	0	1	0	8-0	0	1	0	7	1.8	3
Thomas	10-7	289	56-106	.528	12-27	.444	33-36	.917	6	16	22	49	22-0	13	25	0	157	15.7	26
Tolliver	11-4	249	21-68	.309	7-30	.233	23-30	.767	10	34	44	10	18-0	5	8	6	72	6.5	17
Tucker	8-6	205	20-41	.488	5-15	.333	7-10	.700	9	23	32	11	19-0	6	9	1	52	6.5	13

Series Highlights & Top Performances

The Suns have won 20 of the last 37 contests... November 1, 2014, **Eric Bledsoe** hit the first game-winner of his NBA career, a three-pointer with :00.9 left to break a tie and lift the Suns to an 87-84 win... March 7, 2008, **Shaquille O'Neal** became only the 11th player in NBA history to reach 26,000 career points with 20 points (8-12 FG), seven rebounds and two blocks... April 14, 2007, Phoenix claimed its 61st victory of the season with a 126-98 win at Utah, the second-most in franchise history behind only the 2004-05 and 1992-93 teams that each won 62 games... February 7, 2004, **Amar'e Stoudemire** tied a franchise high and set an USAC record with 10 blocked shots in a 96-92 loss in Phoenix... March 18, 1977 in Phoenix, **Pete Maravich** scored series-high 51 points... January 15, 1987 in Phoenix, **Walter Davis** scored Suns series-high 45 points... April 2, 1991 in Phoenix, **Kevin Johnson** handed out a Suns series-best 20 assists... November 19 and March 22, 1988, **John Stockton** dished out a series-high 21 assists... October 28, 1977 in New Orleans, Jazz forward **Leonard "Truck" Robinson** grabbed series-high 25 boards.

By The Numbers:

Suns vs. Utah 2013-2014: 2-2

11/13 at Phoenix: Suns 87, Jazz 84

11/29/13 at Utah: Suns 112, Jazz 101

11/30/13 at Phoenix: Jazz 112, Suns 104

2/26/14 at Utah: Jazz 109, Suns 86

All-Time Series Results:

Suns vs. Jazz at Phoenix: 58-24

Suns vs. Jazz on road: 31-53

Suns vs. Jazz overall: 89-77

Suns largest margin of victory: 43 (142-99, 1/11/78)

Suns high point total: 142 (1/11/78)

Suns low point total: 73 (3/24/98)

Jazz largest margin of victory: 26 (118-92, 2/20/89)

Jazz high point total: 134 (11/19/88)

Jazz low point total: 76 (11/30/01)

	HOME	AWAY
Suns last win:	11/1/13 (87-84)	11/29/13 (112-101)
Suns last loss:	11/30/13 (112-104)	2/26/14 (109-86)
Streaks:	Lost one	Lost one

Washington Wizards



601 F Street NW
Washington, DC 20004
(202) 661-5000
Fax: (202) 661-5113
www.washingtonwizards.com

2014-2015 vs. Suns:

December 21 at Washington
January 28 at Phoenix

2013-2014 Finish:

44-38 (.537)

Second in Southeast Division

Playoffs:

Defeated Chicago 4-1
Lost to Indiana 4-2

Majority Owner	Ted Leonsis
President	Ernie Grunfeld
Sr. VP, Basketball Operations	Tommy Sheppard
Head Coach	Randy Wittman
Assistant Coaches	Don Newman, Don Zierden, Roy Rogers, Pat Sullivan, Howard Easley, David Adkins
Head Athletic Trainer	Eric Waters
Senior Director, Communications	Scott Hall
Director, Communications	Patrick Rees
Manager, Communications	Daren Jenkins
Home Court	Verizon Center (20,356, built in 1997)
Team Colors	Red, White, Blue
Radio	WNEW (99.1 FM), WFED (1500 AM) Dave Johnson, Glenn Consor
TV	Comcast SportsNet (Cable) Steve Buckhantz, Phil Chenier, Chris Miller

2013-2014 Regular Season Stats – Suns vs. Wizards

PLAYER	G-GS	MIN	FG-FGA	PCT	3FG-FGA	PCT	FT-FTA	PCT	OFF	DEF	TOT	AST	PF-DQ	STL	TO	BLK	PTS	AVG	HI
Bledsoe	1-1	37	8-18	.444	3-4	.750	4-4	1.000	1	5	6	7	3-0	3	7	0	23	23.0	23
Dragic	2-2	73	19-36	.528	4-10	.400	2-2	1.000	5	6	11	17	6-0	2	8	1	44	22.0	25
Frye	2-2	60	9-19	.474	6-13	.462	2-2	1.000	1	5	6	3	6-0	2	4	0	26	13.0	16
Green	2-1	61	8-21	.381	3-11	.273	7-8	.875	0	6	6	2	8-0	1	2	1	26	13.0	18
Mark Morris	2-0	54	6-12	.500	1-2	.500	8-11	.727	1	5	6	5	6-0	2	4	1	21	10.5	13
Barbosa	1-0	21	4-8	.500	0-0	—	2-2	1.000	1	0	1	1	3-0	1	1	0	10	10.0	10
Plumlee	2-2	45	9-11	.818	0-0	—	0-0	—	3	6	9	0	3-0	0	7	2	18	9.0	14
Tucker	2-2	65	5-12	.417	3-7	.429	2-4	.500	1	13	14	2	3-0	5	2	0	15	7.5	8
Marc Morris	2-0	31	2-5	.400	1-3	.333	2-2	1.000	0	4	4	1	1-0	0	3	1	7	3.5	4
Len	2-0	11	1-1	1.000	0-0	—	2-2	1.000	0	2	2	0	1-0	0	1	1	4	2.0	4
Smith	2-0	22	0-3	.000	0-0	—	0-0	—	2	2	4	3	2-0	0	1	0	0	0.0	0
SUNS	2	480	71-146	.486	21-50	.420	31-37	.838	15	54	69	41	42-0	16	40	7	194	97.0	99

PLAYER	G-GS	MIN	FG-FGA	PCT	3FG-FGA	PCT	FT-FTA	PCT	OFF	DEF	TOT	AST	PF	DQ	STL	TO	BLK	PTS	AVG	HIG
Wall	2-2	76	16-34	.471	4-9	.444	11-15	.733	1	3	4	18	5-0	4	6	2	47	23.5	29	
Ariza	2-2	76	12-28	.429	4-12	.333	9-10	.900	2	13	15	6	1-0	5	5	0	37	18.5	23	
Hilario	1-1	33	8-15	.533	0-0	—	2-4	.500	5	3	8	2	3-0	1	6	1	18	18.0	18	
Gortat	2-2	66	14-21	.667	0-0	—	3-8	.375	4	6	10	1	6-0	1	4	2	31	15.5	17	
Beal	2-2	64	11-26	.423	1-5	.200	2-2	1.000	0	9	9	8	4-0	6	2	0	25	12.5	17	
Webster	1-0	24	3-4	.750	3-4	.750	1-2	.500	0	2	2	0	3-0	0	0	0	10	10.0	10	
Miller (TOT)	3-0	52	5-12	.417	0-0	—	9-9	1.000	0	7	7	10	3-0	4	2	0	19	6.3	7	
Miller (WAS)	1-0	22	3-6	.500	0-0	—	1-1	1.000	0	5	5	2	1-0	4	1	0	7	7.0	7	
Gooden	1-0	18	3-5	.600	0-0	—	0-0	—	3	4	7	0	1-0	0	0	0	6	6.0	6	
Booker	2-1	38	4-11	.364	0-0	—	0-0	—	7	2	9	1	3-0	0	1	0	8	4.0	6	
Porter	1-0	19	1-6	.167	0-2	.000	0-0	—	4	2	6	1	2-0	0	0	1	2	2.0	2	
Temple	2-0	25	1-7	.143	0-1	.000	1-2	.500	0	1	1	1	3-0	1	2	1	3	1.5	3	
Harrington	1-0	9	0-2	.000	0-2	.000	0-0	—	0	2	2	3	2-0	0	1	0	0	0.0	0	
Seraphin	2-0	9	0-2	.000	0-0	—	0-0	—	0	1	1	0	3-0	0	3	1	0	0.0	0	
WIZARDS	2	480	76-167	.455	12-35	.343	30-44	.682	26	53	79	43	37-0	22	34	8	194	97.0	101	

Series Scores & Summary

Date	Site	Final	W/L	Date	Site	Final	W/L	Date	Site	Final	W/L	Date	Site	Final	W/L
10/20/68	Phx	122-134	L	1/14/73	Phx	85-94	L	1/5/79	Was	94-104	L	1/15/91	Phx	127-97	W
11/29/68	Bal#	106-124	L	2/21/73	Bal	107-98	L	2/15/79	Phx	119-108	W	3/8/91	Was	117-91	W
12/21/68	Bal	117-131	L	11/4/73	Cap%	99-102	L	12/11/79	Was	123-99	W	1/25/92	Was	121-115	W
1/11/69	Phx	107-118	L	12/7/73	Phx	114-92	W	2/15/80	Phx	116-104	W	2/15/92	Phx	124-98	W
2/20/69	Bal	121-140	L	1/27/74	Phx	127-107	W	1/28/81	Was	98-108	L	12/15/92	Phx	125-115	W
3/10/69	Phx	121-140	L	2/6/74	Cap	101-109	L	2/8/81	Phx	113-107	W	1/22/93	Was	122-115	W
11/19/69	Bal	118-133	L	11/2/74	Was	94-108	L	12/12/81	Phx	98-105	L	12/9/93	Phx	114-95	W
11/21/69	Bal	116-126	L	1/8/75	Phx	95-102	L	3/9/82	Was	103-95	W	3/9/94	Was	142-106	W
11/25/69	Phx	124-134	L	2/4/75	Phx	90-89	W	11/24/82	Phx	93-106	L	12/6/94+	Was	ppd	
12/10/69	Bal	137-107	W	2/19/75	Was	97-120	L	1/29/83	Was	82-88	L	11/3-102	W	12/23/05	Phx
1/15/70	Phx	124-115	W	12/5/75	Phx	87-92	L	1/15/84	Phx	110-101	W	4/6/95	Was	127-123	W
1/18/70	Phx	134-133	W	1/1/76	Was	103-114	L	3/16/84	Phx	110-109	W	1/26/09	Was	103-87	W
10/31/70	Bal	103-106	L	1/24/76	Phx	84-100	L	12/13/84	Phx	116-86	W	3/21/09	Phx	128-96	W
11/20/70	Bal	110-121	L	2/28/76	Was	89-92	L	1/26/85	Was	105-110	L	11/8-109	Was	102-90	W
1/16/71	Phx	117-100	W	11/25/76	Phx	104-98	W	1/8/86	Phx	109-97	W	1/8/97	Was	113-115	L
2/9/71	Bal	120-115	W	1/7/77	Was	89-99	L	1/23/86	Was	112-114	L	1/4/98	Was	99-109	L
3/7/71	Phx	108-117	L	2/10/77	Phx	103-109	L	1/23/87	Was	90-109	L	3/27/98	Phx	99-85	W
10/30/71	Bal	94-101	L	3/6/77	Was	110-118	L	2/16/87	Phx	110-124	L	12/9/99	Phx	99-85	W
1/9/72	Coll. Park	103-109	L	11/4/77	Was	96-113	L	2/27/88	Phx	106-116	L	2/24/00	Was	92-83	W
1/16/72	Phx	131-107	W	1/22/78	Phx	114-101	W	3/9/88	Was	111-115	L	1/27/01	Was	82-89	L
2/10/72	Phx	131-98	W	2/12/78	Phx	121-109	W	12/6/88	Was	130-92	W	3/20/01	Phx	105-91	W
3/1/72	Phx	90-95	L	2/24/78	Was	120-121	L	1/2/89	Was	125-122	W	1/26/02	Was	102-112	L
10/15/72	Phx	107-98	W	12/9/78	Was	98-101	L	11/18/89	Phx	118-107	W	2/15/02	Phx	96-97	L
11/17/72	Bal	106-117	L	12/20/78	Phx	129-137	L	3/7/90	Was	113-111	W	1/27/03	Was	93-98	L

*Overtime

Baltimore Bullets

% Capital Bullets

+postponed due to condensation on court, made up 4/6/95

Suns Players Career Statistics vs. Wizards

PLAYER	G-GS	MIN	FG-FGA	PCT	3FG-FGA	PCT	FT-FTA	PCT	OFF	DEF	TOT	AST	PF-DQ	STL	TO	BLK	PTS	AVG	HI
Bledsoe	6-2	132	28-59	.475	4-7	.571	16-20	.800	7	16	23	25	10-0	9	18	4	76	12.7	23
Dragic	11-4	284	50-103	.485	10-29	.345	28-32	.875	10	28	38	66	27-0	7	21	2	138	12.5	25
Green	16-3	271	45-105	.429	11-38	.289	23-25	.920	8	23	31	11	26-0	7	18	4	124	7.8	18
Len	2-0	11	1-1	1.000	0-0	—	2-2	1.000	0	2	2	0	1-0	0	1	1	4	2.0	4
Marc Morris	5-1	62	3-9	.333	2-4	.500	2-2	1.000	0	6	6	1	3-0	0	3	1	10	2.0	4
Mark Morris	5-2	118	13-31	.419	2-8	.250	12-15	.800	6	16	22	6	12-0	3	8	2	40	8.0	13
Plumlee	3-2	48	11-13	.846	0-0	—	0-0	—	3	6	9	0	3-0	0	7	2	22	7.3	14
Randolph	4-0	41	4-9	.444	0-0	—	11-19	.579	7	10	17	1	5-0	1	3	0	19	4.8	8
Thomas	5-5	174	36-79	.456	3-18	.167	21-27	.778	4	16	20	35	12-0	5	12	1	96	19.2	30
Tolliver	7-1	144	13-40	.325	4-16	.250	9-10	.900	4	14	18	7	3-0	3	1	4	39	5.6	11
Tucker	4-3	131	13-31	.419	4-10	.400	6-9	.667	7	26	33	4	6-0	8	6	0	36	9.0	11

Series Highlights & Top Performances

The Suns have won 36 of the last 49 meetings in the series, including 20 of the last 24 games at home... December 22, 2006, **Gilbert Arenas** scored a USAC-record 54 points and led the Wizards to a 144-139 overtime win to snap the Suns' then franchise-record 15-game win streak – the Suns had arrived home just hours before tip off after two snow bound days in Denver... In his final appearance in the Valley, **Michael Jordan** scored 14 points on March 21, 2003 in the Suns' 109-83 victory... February 15, 2002, Jordan hit a jumper with :00.2 left to give Washington a 97-96 win in Phoenix... **Tom Chambers** scored a Suns series-high 44 points on March 7, 1990... November 29, 1968 in Baltimore, Bullet **Wes Unseld** grabbed a series-high 26 rebounds... February 8, 1981 in Phoenix, Bullet **Kevin Porter** dished a series-high 17 assists... December 9, 1993 in Phoenix, **Kevin Johnson** picked a series-best 10 steals... **Manute Bol**, standing 7-7, blocked a series-high 10 shots January 8, 1986.

By The Numbers:

Suns vs. Washington 2013-2014: 1-1

1/24/14 at Phoenix: Wizards 101, Suns 95

3/26/14 at Washington: Suns 99, Wizards 93

All-Time Series Results:

Suns vs. Wizards at Phoenix: 37-22

Suns vs. Wizards on road: 22-36

Suns vs. Wizards overall: 59-58

Suns largest margin of victory: 38 (130-92, 12/6/88)

Suns high point total: 142 (3/9/94)

Suns low point total: 79 (3/20/13)

Wizards largest margin of victory: 23 (120-97, 2/19/75)

Wizards high point total: 144 (12/22/06*)

Wizards low point total: 83 (2/24/00; 3/21/03)

	HOME	AWAY
Suns last win:	2/20/12 (104-88)	3/26/14 (99-93)
Suns last loss:	1/24/14 (101-95)	3/16/13 (127-105)
Streaks:	Lost two	Won one

Community Outreach

NBA Cares

Community outreach is integral to the Phoenix Suns overall mission. As an organization, the Suns strive to provide the finest in sports, entertainment and community leadership. Looking back at the 2013-2014 NBA Season, we take great pride in our accomplishments. Some highlights from our past season include:

- \$1,070,000 in Phoenix Suns Charities Grants given
- Over \$300,000 in donation items
- \$60,000 in Phoenix Suns Charities scholarships
- \$50,000 worth of Suns tickets donated by our players
- 16,000 youth staying fit with Jr. Suns/ Jr. Mercury basketball program
- Over 1,500 donations to Arizona charities
- Over 250 alumni appearances
- 188 Suns player appearances
- Over 350 Gorilla community appearances
- 1,700 volunteer hours from our staff
- Nearly 2,500 holiday cards sent to overseas troops
- Two basketball courts refurbished

EDUCATION

Suns Central

Our most ambitious project is our SunsCentral program at Central High School. In its third year, SunsCentral has led to a dramatic improvement in academic performance and has significantly improved the rates for over one-third of all students at Central High School. Phoenix Suns Charities is privileged to be one of the many ways the Phoenix Suns have put our promise to serve our community into action.

Suns/Diamondbacks Education Academy

The Phoenix Suns are proud to be part of a unique solution addressing the high school dropout problem in Arizona. The Suns/Diamondbacks Education Academy provides educational opportunities to high-risk students ages 16-21 that have out-aged high school. The academy addresses their needs through individualized programs that are motivational and offered at times that meet their schedules. Suns/Diamondbacks Education Academy is a part of the Phoenix Unified High School District, the largest district in the Valley; however students from throughout metro Phoenix are eligible to attend the Academy. Throughout the year, Suns and Diamondbacks employees visit the school to encourage students and reward their educational accomplishments.

APS Green Team

The Phoenix Suns donate thousands of complimentary tickets to schools and charity organizations each season. Through the APS Green Team program, Arizona middle and high schools can apply for an allotment of tickets to be used as a reward for students who have exemplified an outstanding commitment to their communities and to the environment. Three students from each school are selected to have their photo taken with a Suns player on the court and every student participating receives an official APS Green Team shirt.

COMMITMENT TO COMMUNITY

Jr. Suns/Jr. Mercury Youth Basketball Leagues

Jr. Suns/Jr. Mercury Youth Basketball Leagues provide kids with the opportunity to learn what it takes to win both on and off the court. Kids of all skill levels can participate in leagues that run throughout the year and even have a chance to scrimmage in front of the home crowd at US Airways Center. Special visits by Suns and Mercury players, coaches and alumni provide added motivation, showing kids that a winning attitude goes a long way. Jr. Suns/Jr. Mercury provides boys and girls ages 6-18 a chance to learn important life lessons, the value of a good education, good sportsmanship and the importance of giving back to the community. The league partners with Boys and Girls Clubs, YMCAs, Valley of the Sun JCC, and various city parks and recreation departments throughout the state of Arizona. The program is sponsored by Blue Cross Blue Shield of Arizona, Gatorade, Carl's Jr. and Fry's Food Stores.

Suns Alumni Summer Youth Basketball Camps

During the summer months, the Phoenix Suns host more than 1,500 Valley youth in our Suns Alumni Summer Youth Basketball Camps. Suns legends such as Mark West, Alvan Adams, Tim Kempton, our Community Ambassador Steven Hunter and Suns broadcaster Tom Leander manage the camps. With assistance from the City of Phoenix Parks and Recreation Department, the Suns host children living in urban areas to attend the daily activities. These free camps include basketball drills and games as well as special appearances from Suns entertainers.

Suns Nite Hoops

Suns Nite Hoops is an educational, job placement and recreational program for young adults. This free organized basketball league offers men, ages 18-25, a positive alternative to drugs, gangs and violence. Though the hoops are the big draw, participants are required to attend a 45-minute educational workshop prior to each game. There they meet with professional facilitators to discuss important issues such as improving their education and learning personal development skills. Suns Nite Hoops also provides two case managers who work one-on-one with each participant as they work toward specific, personal goals. The success of the program has helped young men change their lives and become productive members of the community.

Banner Phoenix Wheelchair Suns

Since 1988, the Banner Phoenix Wheelchair Suns members have been extraordinarily successful, consistently ranking among the top teams in the nation. A part of the National Wheelchair Basketball Association, they play 25-30 games a year and make more than 30 community appearances, bringing their messages of personal determination and public awareness of disability issues to a wide variety of audiences. Their message is simple and to the point: the challenges of a disability can be conquered, participation in recreational activities, even highly competitive ones, is possible and meaningful, and a greater concern with safety issues is important and necessary.

Community Assist Award

Each month the Phoenix Suns recognize a community advocate in the Valley, a Jr. Suns or Jr. Mercury participant and a Phoenix Suns player for their commitment to enriching the lives of others. The Phoenix Suns are striving to make a difference in the community and are proud to celebrate individuals for their similar efforts.



Community Appearances

Meeting a Phoenix Suns player can be a significant experience in the life of a child. Suns players, coaches and alumni make appearances year-round, allowing the Suns to support hundreds of community organizations in a unique way. Appearances at schools, hospitals, stores, basketball camps and community events help many other organizations raise funds and build community awareness for their cause.

The ever-entertaining Suns mascot, The Gorilla, makes friends throughout the state on more than 350 community appearances annually with charities, schools, hospitals and local businesses. Many times The Gorilla is joined by the Phoenix Suns entertainment team, including Suns Dancers, Suns Solar Squad, Verve Sol Patrol and our interactive Suns vehicle.

Donations

Through the combined efforts of the Phoenix Suns and Phoenix Suns Charities, funding, and autographed items are provided to hundreds of location non-profit organizations and schools that assist the needs of children and their families in Arizona.

Our support for non-profits and schools extend beyond monetary contributions. Our Phoenix Suns players generously purchase blocks of tickets to many home games providing children a chance to experience a live Suns home game for the very first time. Through our Phoenix Suns Charity Seats program, season ticket holders may donate their unused seats, which are in turn given to non-profit organizations that assist the needs of children in order to attend Suns home games.

Through the APS Rebound Project, the Phoenix Suns renovate old basketball courts throughout the state of Arizona. A dedication ceremony features player and alumni clinics for kids who will use the courts. In the past five years, the Suns have renovated more than 25 courts statewide.

Volunteer Efforts

Since our inception in 1968, the Phoenix Suns is an organization deeply rooted in excelling both on and off the court. As a professional sports franchise, we recognize it is our responsibility to be a leader in serving Arizona's communities. As a community leader, the Suns continue to be a major contributor to the United Way, Special Olympics, Playworks Arizona and Helping Hands for Single Moms, along with various other non-profits. Additionally, our employees serve on numerous community boards and committees and participate in an organization-wide Phoenix Suns Week of Service to volunteer 1,700 hours in the community to tip-off each season.

Questions or comments regarding Phoenix Suns Charities should be directed to Robin Milne, executive director, at (602) 379-7948 or rmilne@suns.com.

NBA Community Outreach

NBA CARES

NBA Cares is the league's global social responsibility program that builds on the NBA's mission of addressing important social issues in the United States and around the world. Through this program, the NBA, its teams and players have donated more than \$237 million to charity, completed more than 3 million hours of hands-on community service, and created more than 895 places where kids and families can live, learn, or play, in 25 countries and territories on five continents. NBA Cares works with internationally recognized youth-serving programs that support education, youth and family development, and health-related causes, including: KaBOOM!, Special Olympics, YMCA, Boys and Girls Clubs of America, UNICEF, the Make-A-Wish Foundation, Share Our Strength and GLAAD.

2014-15 NBA Officiating Staff

6	Brown, Tony	28	Zarba, Zach	52	Twardoski, Scott	Non-Staff Officials:	
7	Holtkamp, Lauren	29	Lindsay, Mark	54	Buchert, Nick	39	Kissinger, Kipp
8	Davis, Marc	30	Goble, John	55	Kennedy, Bill	50	Wooten, Jeff
9	Stafford, Derrick	31	Wall, Scott	56	Ayotte, Mark	51	Ervin, Mitchell
10	Garretson, Ron	32	Rush, Eddie F.	58	Tiven, Josh	53	Petratis, Gediminas
11	Collins, Derrick	33	Corbin, Sean	59	Zeilinski, Gary	62	Hudson, Don
12	Palmer, Violet	34	Cutler, Kevin	60	Williams, James	67	Nansel, Brett
13	McCutchen, Monty	35	Fitzgerald, Kane	61	Kirkland, Courtney	75	Washington, CJ
14	Malloy, Ed	36	Jones, David	63	Richardson, Derek	78	Ford, Tyler
15	Salvatore, Bennett	37	Dalen, Eric	64	VanDuyne, Justin		
16	Guthrie, David	38	Smith, Michael	65	Wright, Sean		
17	Crawford, Joe	40	Wood, Leon	66	Workman, Haywoode		
18	Boland, Matt	41	Mauer, Ken	68	Kogut, Marat		
19	Capers, James	42	Lewis, Eric	70	Barnaky, Brent		
20	Richardson, Leroy	43	Crawford, Dan	71	Mott, Rodney		
21	Taylor, Dedric	44	Roe, Eli	72	Orr, J.T.		
22	Spooner, Bill	45	Forte, Brian	73	Maddox, Tre		
23	Phillips, Jason	46	Taylor, Ben	74	Blair, Curtis		
24	Callahan, Mike	47	Adams, Bennie	76	Anderson, Steve		
25	Brothers, Tony	48	Foster, Scott	77	Lane, Karl		
26	Fraher, Pat	49	Washington, Tom	79	Scott, Kevin		

U.S Airways Center

From its planning inception in 1988 and eventual opening in June of 1992, US Airways Center (formerly America West Arena, as of January 6, 2006) was the benchmark for other cities and other sports facilities. Its design boasted innovations that had not been seen in arenas of its day including multi-story suite levels, attached premium parking facilities, and integrated team practice facility. Both public and private critics saw US Airways Center as a catalytic project capable of stimulating urban growth.

In its first full year of operation, the arena received every award a new venue of its kind was afforded, including *Best New Concert Venue* by Performance Magazine and *Best NBA Facility* by acclaim of those who know best, the players themselves.

Through the course of the 90's, new facilities around the country followed the example of US Airways Center and new projects sprung up in nearly all the major western state metropolitan areas: Denver, Portland, Seattle, Salt Lake City and in 1999, Los Angeles and Dallas with dramatic new STAPLES Center and American Airlines Center. Technology changed, entertainment options proliferated and the city's emerging new downtown continued to evolve in positive ways.

The US Airways Center completed a major \$70 million expansion and improvement project in 2004. Gone is the block exterior, replaced with soaring glass walls. The outdoor ticket office is now enclosed inside the new 14,000 square foot Casino Arizona Pavilion, serving as a grand entrance highlighted by a 12 x 20 foot video wall. On the east side, the Coors Light Cold Zone is a flexible outdoor entertainment venue covered by a football field-length canopy featuring state-of-the-art sound and video projection systems, as well as the stylish Coors Light Cold Zone bar area and facilities that double as television studio facilities for Suns telecasts and a performance stage for music events. Other improvements include new technology installed in the bowl including a 900-foot LED ribbon, a center-hung scoreboard with HDTV screens, a new sound system, a new Courtside Club, Blue Moon Club and Verve Energy Lounge nightclub, and the APS Gorilla Greenhouse, a 7,000 square foot family friendly active home to the Phoenix Suns Gorilla. At street level the US Airways Center now features a Carl's Jr., an expanded Team Shop and the Blue Moon Club.

Management: Sports and Entertainment Services

Parking: 900-space attached garage;
1,500-space garage next door

Suites: 87 luxury suites and six party suites on
two mid-level concourses

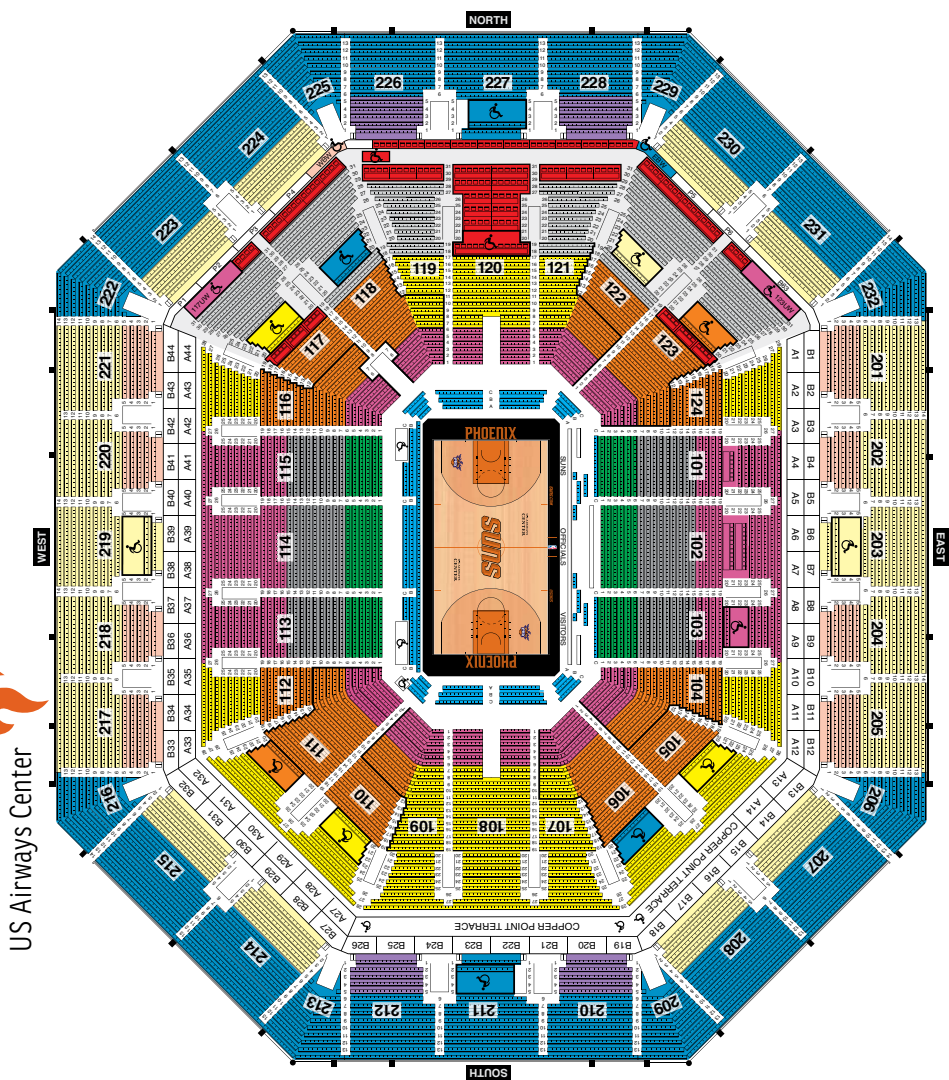
Accessible Seating: Available on all levels

Media Entrance: NE (located on Jefferson St.)





U.S. AIRWAYS CENTER



Seating: 18,055 for basketball



 **FUEL THE FIRE**



ARIZONATM

GREAT MOMENTS HAPPEN HERE

 **@FOXSPORTSAZ**

 **FOXSPORTSARIZONA**

 **FOXSPORTSAZ**

 **ARIZONA.COM**



SUNS.COM



FUEL THE FIRE

PHOENIX SUNS

OFFENSE



SLAM
DUNK

SWISH-A-ROO

SUNS.COM

SUNS

BRING THE NOISE



PLANET ORANGE

ESTRINGS

AMWORK

14-15

2

14

1

IN THE PAINT