WHERE PROUD IS KING

2017-18 MEDIA GUIDE

SACRAMENTO KINGS

MEDIA INFORMATION

TO THE MEDIA: Welcome to the 33nd season of Kings basketball in Sacramento and to the brand new Golden 1 Center. The Kings media relations department will do everything possible to assist in your coverage of the club during the 2017-18 NBA season. If we can ever be of assistance, please do not hesitate to contact us. In an effort to continue to provide a professional working environment, we have established the following media guidelines.

CREDENTIALS: Single-game press credentials can be reserved by accredited media members via e-mail (credentials@kings.com) until 48 hours prior to the requested game (no exceptions). Media members covering the Kings on a regular basis will be issued season credentials, but are still required to reserve seating for all games via email at credentials@kings.com to the media relations office by the above mentioned deadline. Credentials will allow working media members entry into Golden 1 Center, while also providing reserved press seating, and access to both team locker rooms and the media press room. In all cases, credentials are non-transferable and any unauthorized use will subject the bearer to ejection from Golden 1 Center and forfeiture of the credential. **All single-game credentials may be picked-up two hours in advance of tip-off at the media check-in table, located near 7th and David J. Stern Walk at the Media entrance of Golden 1 Center.**

PRESS ROOM: The Kings press room is located on the Northeast side of Golden 1 Center on the event level and will be opened two hours prior to game time. Admittance/space is limited to working media members with credentials only. The press room will remain open throughout the game and until the last working media member has finished his/her game night duties. **The professional intent of the press room is to provide a meeting and working place for writers, reporters, broadcasters, and game personnel. Family members and guests will not be admitted in the press room. Any abuse of the press room and/or press privileges will result in forfeiture of your pass**. Television monitors, internet service, and work space will be provided in the press room.

LOCKER ROOMS: The Kings locker room is located on the South side of the Arena on the event level. The visitor's locker room is located on the North side of the Arena on the event level. In accordance with NBA policy, both locker rooms will be open for 30 minutes, ending 45 minutes before the game (i.e. 5:45 - 6:15 p.m. for a 7:00 game). Additionally, the locker room will be open 15 minutes after the game for access to players. Only those individuals with prominently displayed credentials will gain admittance into the locker rooms. Your cooperation and courtesy is asked in maintaining a proper working atmosphere for postgame interviews.

INTERVIEWS: As stated above, pregame interviews are allowed until 45 minutes prior to game time. Postgame interviews are conducted as follows: The Kings Head Coach (in the press conference room) and visiting team coach (near opposing locker room) will address media members approximately 10 minutes after the game, while the players will be made available in their respective locker rooms. Your cooperation and professional courtesy is asked in maintaining a proper working atmosphere for postgame interviews.

TELEVISION/RADIO: Television broadcast positions are located directly behind the scorers' table on the East sideline. Radio broadcast positions are located at the top of the lower level in section 106. The Kings' media relations department will arrange statisticians for all radio and television broadcasters. If statisticians are needed, please contact the media relations department at least 72 hours prior to game time. Once arrangements are made for statisticians, the individual must be paid whether or not they are used. The media relations department will also arrange pregame, halftime, and postgame interviews according to NBA guidelines. Please make arrangements for those interviews as early as possible.

MEDIA SEATING: Reserved media seating has been designated on the scorers' table and in sections 104, 105 and 106. All seats are reserved and marked with place cards for each individual media member. Seating charts are posted at the media check-in desk and in the press room. Individuals are asked to sit in their pre-assigned seats. Electrical outlets are placed on press row for your convenience. Statistics and out of town scores will be distributed throughout the game.

PHOTOGRAPHERS: Limited designated spaces are available on each baseline for both still photographers and television camera persons. All other credentialed photographers can shoot from our secondary position in section 107. All photographers are required to pick up photo passes upon arrival at the media check-in desk before entering Golden 1 Center. Photographers without photo passes will not be allowed on the arena floor.

MEDIA PARKING: Media members are asked to park in the West Garage on L Street between 3rd and 4th.

SERVICES: A pregame media meal with beverages will be served in the press room. Game notes will be available in the press room before the start of the game. In addition, play-by-play sheets, halftime-quarter boxscores, and postgame quotes and notes will be available in the press room following the game. Box scores and play-by-play sheets will be delivered in a prompt manner to press row at the end of each quarter. If there is anything else that we can do to assist your coverage of the Kings this NBA season, please do not hesitate to ask.

Joelle Terry
Senior Vice President, Communications

CHRIS CLARK
Director, Media Relations

RAHSAAN GETHERS
Media Relations Manager

© 2017 SACRAMENTO KINGS

All NBA and team insignia depicted in this publication are the property of NBA Properties, Inc. and the respective teams of the NBA and may not be reproduced for commercial purposes without the prior written consent of NBA Properties, Inc.

The information contained in this publication was compiled by (your team name) and is provided as a courtesy to our fans and the press and may be used only for personal or editorial purposes. Any commercial use of this information is prohibited without the prior written consent of Sacramento Kings.

TABLE OF CONTENTS

Media Information....1
Table of Contents....2-3
In Memoriam....4
Staff Directory....5
Vivek Ranadivé....6
Dr. Paul Jacobs....7
Raj Bhathal....7
Matina Kolokotronis....8
John Rinehart....8
Vlade Divac....9
Brandon D. Williams....9
Ken Catanella....10
Peja Stojakovic....10
Luke Bornn....11
Galen Duncan....11
Mike Bratz....11
Dave Joerger....12
Coaching Staff....13-16
Training Staff....17-18
Basketball Operations....-19-21
Managment Team....22-26

PLAYERS

Bogdan Bogdanovic....28
Vince Carter....29-36
Willie Caluey Stein....37-38
Jack Cooley....39
De'Aaron Fox....40
Harry Giles....41
Buddy Hield....42-43
George Hill....44-48
Justin Jackson....49
Kosta Koufos....50-52
Skal Labissiere....53
Frank Mason II....54
Georgios Papagiannis....55
Zach Randolph....56-62
Malachi Richardson....63
JaKarr Sampson....64-65
Garrett Temple....66-67
Training Camp Invitees....68
2017-18 Preseason Roster....69

2016-17 SEASON REVIEW

Kings Final Statistics....71
Game-by-Game Results....72
Kings Game-By-Game Stats....73-74
Kings Season Bests....75
Kings Miscellaneous Stats....76-79
Kings/Opp. Highs & Lows....80
NBA Standings....81
Individual Leaders....82
Rookie Individual Leaders....83
NBA Team Rankings....84
NBA Team Statistics....85-89
NBA Attendance....90
NBA Highs & Lows....91
NBA Award Winners....92-93
2016 NBA Playoffs....94
2016 NBA Playoffs Leaders....95
2015 NBA Playoffs Team Stats....96

RECORDS

Sac-Era Records....98-104
Franchise Records....105-111
Sundry Records....112
Franchise Career Leaders....113-114
Sac-Era Career Leaders....115-116
Top Single-Game Performances....117-120
Season-Best Performances....121-122
Stats Year-by-Year....123
Ranking Within League....124
Franchise Won-Lost Records....125
Record Month-by-Month....126
Sac-Era W-L Streaks....127
Coaching Records....128
Coaching Staff Year-by-Year....128
Home Attendance History....129
Home/Road Records....130
Season Openers....131
Sac-Era Rookie Records....131
Franchise Overtime Records....130-133
Nationally Televised Games....134-135

FRANCHISE HISTORY

History of Ownership....137
Nickname and Logo Transition....138
Yearly Reviews - Rochester....139-239
Yearly Transactions....240-261
Kings Retired Jerseys....262-263
First Game in Sac Era Box Score....264
All-Star Weekend....265-266
Kings Honors....267-268
First-Round Draft Choices....269
History of Kings Draft....270-272

ALL-TIME ROSTER

All-Time Numerical Roster....273-275

TABLE OF CONTENTS

PLAYOFFS

Franchise Playoff History 277-280
Records 281-283
Statistics 284
1951 NBA Title 285

OPPONENTS

Opponents 287-344
NBA Division Alignment 345
NBA Key Dates 345
NBA Directory 346
G-League Directory 347-348
G-League 2016-17 Season..... 349-350

COMMUNITY IMPACT

Community Impact 351-353
Oscar Robertson Triple-Double Award 354

MISCELLANEOUS

Preseason History.....356
Golden 1 Center 357
Downtown Commons 358
Seating Chart 359

MEDIA

Kings Broadcasting 360-363

2017-18 SACRAMENTO KINGS MEDIA GUIDE

The 2016-17 Sacramento Kings Media Guide was written, edited, and produced by Rahsaan Gethers. Editorial assistance provided by Michael Martinez, Chris Clark. Photography by Rocky Widner, NBA Photos, Steve Yeater. Cover by Sara Molina. Statistical assistance provided by Chris Thorn of the Elias Sports Bureau. Graphics assistance provided by Sara Molina. Special thanks to the late Joe Cronin; the Les Harrison Estate; Fred Tedeschi; John Perin of Cincinnati, Ohio.

IN MEMORIAM

GORDON "SCOTTY" STIRLING

July 6, 1929 – November 11, 2015

NEW YORK, Nov. 11, 2015 – The NBA is saddened to announce the passing of Gordon "Scotty" Stirling, a former NBA vice president of operations and a longtime NBA team executive and scout. Stirling died today in Sacramento, Calif., at age 86.

"Scotty was a highly regarded league executive who dedicated more than 35 years of his life to our game," said NBA Commissioner Adam Silver. "He exuded passion for basketball and worked tirelessly in front-office roles with the Golden State Warriors, New York Knicks, Sacramento Kings, and the ABA's Oakland Oaks. Scotty also set a high standard as the NBA's vice president of operations. With his vast knowledge and keen eye for talent, he earned the respect of his peers and colleagues. We extend our deepest sympathies to Scotty's wife, Pam, and the Stirling family."

Stirling spent 27 years with the Kings from 1987-2013, including 24 seasons as scouting director. During his tenure, Sacramento drafted three-time NBA All-Star Peja Stojakovic, Hedo Turkoglu, the NBA's first Turkish-born player, and 2009-10 NBA Rookie of the Year Tyreke Evans.

Before joining the Kings, Stirling was the Knicks' general manager from 1986-87. He accepted the position with New York after serving as the NBA's vice president of basketball operations for three seasons and as the assistant to the Warriors' president from 1976-82. Stirling was also general manager of the 1968-69 ABA champion Oaks.

Stirling transitioned to the NBA after a stint as general manager of professional football's Oakland Raiders, a team he had covered for the Oakland Tribune, and with whom he won the 1967 AFL title. His career in media also included a pioneering tenure as a sports-talk radio host in the Bay Area, and he is widely credited with helping to develop the concept of fantasy football.

A U.S. Army veteran, Stirling earned a B.S. from the University of San Francisco and an M.A. in Sports Management from Adelphi University. In 2012, he was inducted into the El Cerrito High School Hall of Fame for his contributions to Bay Area sports.

Stirling is survived by his wife, Pam; three sons, Gordon, Donald, a member of the Utah Jazz organization, and Kevin; a sister, Helen Boak, and a brother, Archie Stirling; six grandchildren; and three great-grandchildren. He was preceded in death by a brother, John T. Stirling.

SACRAMENTO KINGS STAFF DIRECTORY

500 David J. Stern Walk, Sacramento, CA 95814
Telephone Number: Front Office (888)-91-KINGS
Chairman: Vivek Ranadive
Chief Operating Officer: Matina Kolokotronis
Kings General Manager: Vlade Divac
President, Business Operations: John Rinehart

Chief Revenue Officer ..... Jeff David
Chief Technology Officer ..... Ryan Montoya
SVP, Real Estate Development ..... Randy Koss
SVP, Communications ..... Joelle Terry
SVP and General Counsel ..... Jeff Dorso
SVP, Finance ..... Mike Whitehead
SVP, Human Resources ..... Stacy Wegzyn
SVP, Marketing & Brand Development ..... Erica Rau
SVP, Sales & Services ..... Phil Horn

BASKETBALL OPERATIONS
Assistant General Manager ..... Ken Catanella
Assistant General Manager ..... Brandon Williams
VP, Strategy and Analytics ..... Luke Bornn
VP, Kings Academy and Professional Development ..... Galen Duncan
VP, Player Personnel & Development ..... Peja Stojakovic
Head Coach ..... Dave Joerger
Assistant Coaches ..... Elston Turner, Bryan Gates, Bob Thornton, Jason March, ... Duane Ticknor
Director of Player Development ..... Larry Lewis
Advance Scout/Assistant Coach ..... Dan Hartfield
Director of Sports Medicine ..... Pete Youngman
Head Athletic Trainer ..... Manny Romero
Head Performance & Strength Coach ..... Ramsey Nijem
Assistant Strength & Condition Coach ..... Evan VanBecelaere
Manual Therapist & Assistant Athletic Trainer ..... Aung Aye
Director of Scouting and Senior Advisor to General Manager ..... Mike Bratz
Pro Personnel Scout ..... Bill Pope
Pro Personnel Scout ..... Adam Talalovich
College Scout ..... Gene Cross
College Scout ..... Greg Stratton
College Scout ..... Bobby Jackson
International Scout ..... Pedja Drobnjak
International Scout/Consultant ..... Zarko Paspalj
Director, Basketball Operations/GM G-League ..... Anthony McClish
Team Security Director ..... Shawn Rogers
Assistant Director, Team Security ..... Mark Blea
Head Video Coordinator ..... Colin Schneider
Video Coordinator ..... Jeff Newton
Basketball Equipment Manager ..... Dwayne Wilson
Assistant Equipment Manager ..... Miguel Lopez
Sports Science Specialist/Assistant Strength & Conditioning Coach ..... Evan VanBecelaere
Manager, Basketball Operations ..... Melanie Stocking
Basketball Operations Coordinator ..... Robbie Lemons
Manager, Player Development ..... Drake U'u
Player Development Coordinator ..... Akachi Okugo
Sr. Manager, Basketball Administration ..... Mark Toyoda
Sports Nutrition Chef ..... Brian Mizner
Director, Media Relations ..... Chris Clark
Manager of Media Relations ..... Rahsaan Gethers
Basketball Analyst ..... Chris Pickard
Basketball Analyst ..... Colin Montague
Analyst – Basketball Operations ..... Nate Sandholtz/Jacob Mortensen/Matthew van Bommel

EXECUTIVE ASSISTANTS
Executive Assistant to the Chief Operating Officer ..... Lynn Franklin
Executive Assistant to the President, Business Operations ..... Mindy Herrera
Executive Assistant to the Kings General Manager ..... Penny Chatzis
Executive Assistant to Chief Revenue Officer ..... Kimberly Bartolino
Executive Assistant, Real Estate ..... Melissa Cleveland
Executive Assistant to Chief Technology Officer ..... Karen Kennedy

ARENA SERVICES
Director, Arena Operations ..... Chan Onechanh
Senior Manager, Facility Maintenance ..... John DeGrace
Operations Manager ..... Chris Spann
Operations Senior Systems Administrator ..... Analise Langford

EVENT SERVICES
Director, Guest Experience ..... Sam Sayad
Guest Services Coordinator ..... Ashlee Anderson
Guest Services Assistant ..... Antoinette Clay
Lead Receptionist ..... Kimberly Kelley
Guest Information Specialist ..... Lanaia Lewis
Box Office Manager ..... Brandy Humphrey
Assistant Box Office Manager ..... John Krivacic
Box Office Coordinators ..... Brandon Bell & Kara Kotko

SECURITY
Manager, Security ..... Kevin Curran
Security Coordinator ..... Sharon Benitez

EVENT PRODUCTION
Director, Event Production ..... Annie Mosley
Events Manager ..... Stephanie Gish

ARENA PROGRAMMING
Sr. Director, Arena Programming ..... James Rasmussen
Event Managers ..... Matt Schick & Dylan Evans
Events Coordinator ..... Kate Devine

HUMAN RESOURCES
Director, Human Resources ..... Nancy Mahoney
Sr. Manager, Human Resources ..... Kyle Ellington
Benefits Specialist ..... Rebecca Chopey
Human Resources Assistant ..... Brittney Johnson

FINANCE ADMINISTRATION
Sr. Director, Finance ..... Gerri Guzman
Sr. Accountant ..... Beena Mehta
Vault Manager ..... Khristine Androy
Reporting Manager ..... Andrew Mayo
Accounting Manager ..... Tom Helfrick
Staff Accountant ..... Zachary Tucker and Chris Guinasso
Payroll Manager ..... Alicia Givens
Payroll Administrator ..... Teri Taylor
Shipping & Receiving Manager ..... Tracy Spiker
Shipping Coordinator ..... Rodney Byrd
Accounts Payable Manager ..... Stacie Richards
Accounts Payable Specialist ..... Iesha Herrera
Ticket Services Manager ..... Christina Vasquez

STRATEGY, INNOVATION & TECHNOLOGY
Sr. Director, Technology Solutions ..... Kyle Eichman
Director, Technology Operations ..... Eric King
Director, Interactive & Fan Experience ..... Scott Monaco
Director, Innovation and eSports ..... Ian Wheat
Sr. Network Engineer ..... Dave Sanchez
Sr. System Administrator ..... Paul Schatz
System Administrator ..... Eric Tanaka
Technology Support Specialist ..... Alex Igbenabor
Network Engineer ..... Noel Domine

COMMUNICATIONS
Director, Public Relations ..... John Jacobs
Public Relations Coordinator ..... Emily Mann
VP, Premium and Corporate Development ..... Chris Chopey
VP, Ticket Operations ..... Jeff Risley
VP, Product Development & Analytics ..... Colin Twomey
VP, Community Affairs ..... Scott Moak
VP, Arena Operations ..... Aran Rush
VP, Security Operations ..... David Thomas
VP, Digital and Integrated Communications ..... Andrew Nicholson
VP, Marketing ..... Allison Yee-Garcia
VP, A/V & Production ..... Brian Plumb

DIGITAL
Senior Director, Digital & Integrated Communications ..... Andrew Nicholson
Senior Manager, Digital ..... Jason Wise
Senior Developer, Digital ..... AJ Singh
Digital Managing Editor ..... Shahbaz Khan
G1C Digital Producer ..... Sydney Zuelke
Digital Managing Developer ..... Nikki Nicholson
Digital Content Coordinator ..... Kyle Ramos

MARKETING
Director, Marketing ..... Ryan Spillers
Director, Arena Marketing ..... Kim Allen
Director, Merchandise ..... Christina Benson
Marketing Manager ..... Allison Stewart & Baylee O'Brien
Marking Coordinator ..... Cody Hufft
Senior Creative Director ..... Ryan Brijs
Visual Designer ..... Nichole Amberg
Design Manager ..... Sara Molina
Jr. Graphic Designer ..... Serena Marini
Event Design Specialist ..... David Lee

ENTERTAINMENT
Director, In Game Entertainment ..... Maurice Brazelton
Producer, In Game Entertainment ..... Scott Freshour
Stage Manager ..... Chimeng Tran
Dance Team Manager ..... Jennifer Morrison
Mascot ..... Todd Maroldo

CONTENT & PRODUCTION
Coordinating Producer ..... Dan Farmer
Producer, Radio and Digital Content ..... Dave Mason
Production Manager ..... Tracee Morgan
Sr. Manager, Broadcast Operations/Technical Director ..... Jeff Anderson
Senior Video Editor ..... Brad Marsh
Video Editors ..... Davon Davis & Kevin Nguyen
Video Editor/Shooter ..... Carlos Jimenez
Senior Motions Graphic Designer ..... John Blake
Motion Graphics Designer ..... Tori Cincotta
Kings TV Play by Play ..... Grant Napear
Kings Radio Play by Play ..... Gary Gerould
Kings TV Analysts ..... Jerry Reynolds
Kings TV Broadcaster ..... Kayte Christensen
On Air Radio ..... Jason Ross
Manager, Live Events/Control Room Director ..... Brian Hilton
Senior Manager, Audio ..... Dan Spackman
Senior A/V Engineer ..... Paul Dhalle
AV Engineer in Charge ..... Mary Carpenter
Lighting Director ..... Brian Chiesa
A/V Engineer ..... Gavin Wicke
Motion Graphics Designer ..... Tori Cincotta

ENGAGEMENT LAB
Senior Manager, Customer Insights & Research ..... Ryan Van Parys
Senior Manager, Analytics ..... Tom Duncan
Marketing Automation Specialist ..... Roger Crnkovic
CRM Specialist ..... Lovely Lopez
Senior Data Analyst ..... Nicholas Zobel

COMMUNITY IMPACT
Director, Community Impact ..... Betty Low
Manager, Community Impact ..... Katie Nicholson
Junior Kings Manager ..... Morgan Ragan
Senior Community Impact Coordinator ..... Kevin Burdick
Community Impact Coordinator ..... Lauren Lebov

PARTNERSHIPS AND SUITE SALES & SERVICE

Director, Suite and Premium Services ..... Aaron Arak
Corporate Development Managers ..... David Barnick, Trevor Derrett & Nathan Schlatter
Suite & Loft Account Managers ..... Katie Kampling/Anthony Baciocco
Director, Corporate Sales ..... Mike Herrera
Corporate Partnership Sales Directors ..... Ashley Oakes/David Mulhall/Melissa Vierling
Sr. Director, Partnership Marketing & Business Development ..... Darrin Gross
Partner Account Managers ..... Seth Bohne/Jonathan Labastida/ Nicole Loscavio
Sr. Coordinators, Partner Account ..... Greg Sommer/Geneva Azevedo
Partnership Marketing Coordinators ..... Tess Hyer

TICKET SALES & SERVICES TEAM
Senior Director, Kings & Golden 1 Center Group Sales ..... Lisa Feigenbaum
Senior Director, Ticket Sales & Membership Services ..... Justin Petkus
Director, Ticket Sales & Courtside Membership ..... Courtney Blake
Manager, Membership Services & Retention ..... Nicholas Cooper
Manager, Kings & Golden 1 Center Group Sales ..... Michael Ramos
Manager, Inside Sales ..... Matthew Johnson
Manager, Membership Development & Sales Campaigns ..... Corey Pomicpic
Membership Development & Sales Campaigns Coordinators Corey Weinberg/Francisco Gallardo
Senior Membership Services Account Manager ..... Angela Walters/Michael Peyton
Account Manager, Membership Services ..... Laura Lombardo/Ben Brooks/Chase Mueller/ ..... Thaddeus Davis/Tiffany Lam/Trevor Salyers
Senior Account Manager, Group Sales ..... Lisa Ellsworth/Stephen Caselli
Account Manager, Group Sales ..... Adam Boyle/Brian Graves/Jordyn Gosney/ ..... Marcella Yanguas/Nicole Rosenberg
Senior Corporate Account Manager, Membership SalesAndrew Garcia/Cooper Farrer/Taylor Wolfe
Account Manager, Membership Sales.Christopher Smith/David Sedei/Joe Caffrey/Josh Walters/ ..... Lenon Thompson/Marnie Marfil/Travis Case
Account Manager, Premium Membership Services ..... Desiree Kawas
Senior Premium Ticket Services Manager ..... Jessica Lang-Casares
Account Executive, Ticket Sales ..... Alex Smith/Austin Harader/Austin Katsorelos/ Christian Jablonski/Christine Marth/Divia Dutt/Evan Stone/Jackson Meyer/Jasper Hillier/Jessica Miller/
Jessica Ravetti/John Adenrele/Joseph Petre/Kayla Shearer/Kelsey McKeon/Kevin Lave/Leighton Giannini/
Malique Micenheimer/Mallory Nickles/Nicholas Batista/Nick Perreault/Norman Razon/Ryan Hagel/ Ryan Smith/Sal Rochefort
Administrative Assistant, Ticket Sales & Service ..... Ann Navarro
XC Manager ..... Josh Blea

GAME NIGHT TEAM
Statistical Crew Supervisor/Official Scorer ..... Kim Tierney
Statistical Crew ..... Alan Romeri/Andy Nevarez/Brian Berger/Bruce Hopkins/ David Lambros/Del Enoz/Dennis Trujillo/Eric Hopkins/Gary Allen/James Betzler/James Parquette/ John Moak/Marco Ramirez/Patrick Tierney/Ryan Betzler/Sarah Baracco/Seth Bardacke/William Jetton
Game Night StaffAlrica Sheppard/Anna Sanders/Chris Pistone/Kristin Mashhour-Azad/Steve Ebbage
Team Photographer ..... Rocky Widner

KINGS OWNERSHIP

VIVEK RANADIVÉ

Kings Owner

Vivek Ranadivé is the owner and chairman of the Sacramento Kings. He is an entrepreneur, technology visionary, New York Times best-selling author and philanthropist recognized for his innovative thinking.

As a technology entrepreneur, he pioneered the use of real-time event processing software and created TIBCO, a multibillion dollar software company. In addition to digitizing Wall Street, his software became the central nervous system for most of the world's largest companies and government agencies. He is known as "Mr. Real Time" which defines his belief that by getting the right information to the right place at the right time, you can make the world a better place.

Ranadivé is a longtime basketball fan, which started when he coached his daughter's middle school team. His coaching success was highlighted in a New Yorker magazine article by Malcolm Gladwell, as an example of innovators who win big by doing the unexpected and breaking the rules.

He started his foray into professional basketball when he became the co-owner and vice chairman of the Golden State Warriors NBA franchise in 2010.

In 2013, he became the first Indian majority owner of an NBA team when he purchased the Sacramento Kings, securing the team's future in California's capital city. Under Ranadivé's leadership, the Kings have invested $1 billion in the downtown area, creating thousands of jobs, revitalizing the region and building the next great American city.

At the heart of the investment is the award winning Golden 1 Center, the home of the Sacramento Kings. This 21st-century coliseum is the greenest and most technologically advanced arena in the world. Golden 1 Center is 100 percent solar powered and is the first sports venue in the world to earn LEED Platinum certification making it a model for innovative solutions to environmental challenges.

Ranadivé is the founder and managing general partner of venture capital firm Bow Capital, a partnership with the University of California with a mission to fund technology companies that advance society and make the world a better place.

As a young boy in his native Bombay, Ranadivé listened to the moon landing on the radio and was inspired at the age of 16 to leave India for Cambridge, Massachusetts. After earning both Bachelor's and Master's Degrees in Electrical Engineering from MIT, he earned an MBA at Harvard where he was a Baker Scholar.

KINGS OWNERSHIP

DR. PAUL E. JACOBS

Dr. Paul E. Jacobs is vice chairman and co-owner of the Sacramento Kings. He is also the executive chairman of Qualcomm Incorporated, where he is responsible for helping guide the development of new technologies and Qualcomm's long-term opportunities. Dr. Jacobs served as CEO from July 2005 to March 2014 when he was appointed executive chairman. He has been chairman of the board since March 2009.

A leader in the field of mobile communications for more than 25 years and a key architect of Qualcomm's strategic vision, Dr. Jacobs spearheaded Qualcomm's efforts to develop and commercialize mobile technology breakthroughs that have significantly contributed to the growth of both the Company and the industry. As an innovative leader of a broad range of technical teams within Qualcomm, Dr. Jacobs has been granted more than 70 patents related to wireless technology and devices.

Dr. Jacobs chairs the U.S.-Korea Business Council and the Advisory Board of the College of Engineering at UC Berkeley, where he inaugurated the Jacobs Institute for Design Innovation; co-chairs the Board of Visitors of UC Berkeley; a member of the International Business Council of the World Economic Forum; a member of the US-India CEO Forum; and serves on the Board of Directors for FIRST®, OneWeb, Heal, Light and Dropbox. He is President of the Board of Trustees of the Museum of Contemporary Art, San Diego. He is a member of the National Academy of Engineering and the American Academy of Arts and Sciences.

Dr. Jacobs received his bachelor's (1984) and master's (1986) degrees, as well as his doctorate (1989) in electrical engineering, from the University of California, Berkeley. He was named UC Berkeley's Alumnus of the Year in 2017.

RAJ S. BHATHAL

Raj Bhathal is vice chairman and co-owner of the Sacramento Kings. In 2013, the Bhathal family invested in the Sacramento Kings Basketball Holdings LLC (SBH) and its affiliated entities, fulfilling a lifelong passion for the business of sports.

Bhathal is the founder of RAJ Swim, a firm that grew to become the industry's leading house of fashion and is celebrating its 50th anniversary in 2017. Bhathal owned and operated the business with his wife, Marta, from its founding in 1967 until their retirement in 2006. Currently, their children, Alex Bhathal and Lisa Merage, own and run the company.

RAJ designs, markets, and manufactures swimwear and activewear products under a variety of owned and licensed global fashion brands including Sports Illustrated, Next, VYB, Splendid, Reef and Athena. The company has global operations and most of its 400 employees are based at its headquarters in Orange County, Calif.

Additionally, Bhathal has been an active property developer since the 1970s with commercial and residential properties in Southern California, Arizona and Nevada. In 1990, he was a founding owner of the World League of American Football (an international league formed by the NFL). Bhathal was awarded the first franchise, the Orlando Thunder, by the NFL.

The Bhathals are strong believers in giving back to the community, especially in the areas of education and the arts. Bhathal is a Trustee at Chapman University and the Chairman of its Athletic Committee. He is on the Advisory Board of the Orange County High School of the Arts. Previously, he served on the Board of Gerontology at the University of Southern California and was a founding member of the Orange County Performing Arts Center.

Bhathal emigrated from India to the United States in 1962 for university studies, earning his MBA from the University of Arizona.

Bhathal and his wife, Marta are golf enthusiasts and enjoy spending time with their family and friends, especially their grandchildren.

KINGS EXECUTIVES

MATINA KOLOKOTRONIS

Chief Operating Officer

Entering her 21st season with the NBA, Matina Kolokotronis serves as the Chief Operating Officer (COO) of the Sacramento Kings. Bringing decades of experience in sports and government law, community affairs and contract negotiations, Kolokotronis' leadership has been integral to the development of the award winning Golden 1 Center as well as its adjacent, $500 million mixed-use development project, Downtown Commons. Golden 1 Center is recognized as the greenest and most technologically-advanced arena in the world and is the first professional sports venue in the world to achieve LEED Platinum certification. Together, Golden 1 Center and Downtown Commons represent a $1 billion investment in downtown Sacramento – a great source of pride for the community and driver of significant economic growth in the region.

Prior to her appointment as COO, Kolokotronis was the President of Business Operations. Kolokotronis is the only female in the NBA to hold the titles of both COO and President of Business Operations. Before being named President of Business Operations, Kolokotronis served as legal consultant for the Kings business and basketball operations teams, negotiating player and staff contracts. During that time, Kolokotronis was an Adjunct Professor of Law at McGeorge Law School, University of the Pacific where she taught Sports Law. Prior to that she served for six years as director of the Sacramento Kings Foundation, overseeing strategic development and fundraising activities. Before joining the Kings, Kolokotronis was an associate with Miller, Owen and Trost and practiced contract and sports law where her clients included the Kings and various NBA players.

Her leadership extends beyond the Kings organization and into the community where she is a dedicated mentor and advocate for numerous women's advancement groups and non-profits. She is also very active in the Greek church. In 2015, Governor Brown appointed Kolokotronis to the California Citizens Compensation Commission.

Kolokotronis is a graduate of Loyola University and received her law degree from McGeorge Law School, University of the Pacific. Matina and her husband, Sotiris, are long-time Sacramento residents, and their three children – Constantine, Marisa and Nicholas – proudly wear purple.

KINGS EXECUTIVES

VLADE DIVAC
General Manager

Vlade Divac enters his fourth season at the Kings, his third as General Manager. He joined the Kings on March 3, 2015 as the team's vice president of basketball and franchise operations and was named General Manager on August 31, 2015.

One of the most respected and revered individuals in franchise history, Divac returns to Sacramento having spent more than a decade serving the NBA and international sporting communities with the same distinction that solidified his reputation as a consummate teammate, player, humanitarian and overall difference-maker on and off the basketball court.

Divac has served in a variety of administrative and leadership roles since retiring from professional basketball in 2007. In addition to his philanthropic efforts focused on helping children in his native country and other reaches of the globe, he was named President of the Serbian Olympic Committee in 2009. Under his guidance, Serbian athletes have enjoyed greater success and the country is experiencing a resurgence on the international stage.

In 16 NBA campaigns with Los Angeles, Charlotte and Sacramento, Divac averaged 11.8 points, 8.2 rebounds, 3.1 assists, 1.1 steals, and 1.4 blocks per game over 1,134 contests. He is only one of four players in league annals to accrue at least 13,000 points, 9,000 rebounds, 3,000 assists, 1,200 steals and 1,600 blocked shots, joining Kareem Abdul-Jabbar, Hakeem Olajuwon and Kevin Garnett with that distinction. His six seasons in a Kings uniform marked the most successful period in team history, including a league-high 61 wins in 2001-02 and a trip to the Western Conference Finals. His name adorns the franchise record book in several key categories, ranking fourth all-time during the Sacramento-era in rebounds (3,538) and blocked shots (523), ninth in points scored (5,176), eighth with 454 games played, free throws made (1,209) and in steals (453). Divac's jersey was retired by the Kings in 2009.

BRANDON D. WILLIAMS
Assistant General Manager

Williams enters his first season with the Kings organization as Assistant General Manager, working alongside General Manager Vlade Divac to oversee day-to-day operations and performance, strategy, personnel and roster management. Williams joins the Kings after spending the previous four seasons as a front office executive with the Philadelphia 76ers, most recently serving as Vice President of Basketball Administration and General Manager of the NBA G-League's Delaware 87ers. While aiding the 76ers front office across prospect evaluation, player development, operations and contract negotiations, the former Davidson Wildcat standout distinguished himself in the identification, recruitment, and development of coaches, staff and players facilitating several NBA call ups and promotions.

Williams, brings a broad range of experience having been involved in professional basketball for 20 years. He began his career as a player in 1996, earning both CBA (Sioux Falls Skyforce) and NBA (San Antonio Spurs) championships. He also gained significant international playing experience, via France, Greece, Germany, Italy and Israel leagues, before retiring from the court in 2005 to join the NBA corporate office as a league executive for nine seasons.

A varied path within the NBA League Office, and business of basketball, Williams started in Community and Player Programs, and transitioned to Basketball Operations, overseeing the standards of on-court operations, evaluating the quality of game play, monitoring matters of conduct and discipline, as well as officiating performance via the Standard Observers Program. As the league promoted the vision of developing a true minor league system, Williams consulted on the league's Affiliation and Assignment System, now recognized as the NBA G-League.

Father to Bailey (13) and Remington (5), Williams has relocated from Philadelphia, and will be calling Sacramento home.

KINGS EXECUTIVES

KEN CATANELLA

Assistant General Manager

Ken Catanella begins his second season as the Kings assistant general manager. He collaborates with General Manager Vlade Divac and assists in the management of all day-to-day basketball operations, including all player-related matters such as the draft, free agency, trades, and the team's strategic plan. He has more than 19 years of experience in NBA, NCAA, and international basketball leagues where he has played, coached and managed basketball teams at nearly every level.

Catanella joined the Kings after enjoying a successful run over five years (2011-16) with the Detroit Pistons, including the last two seasons as the team's assistant general manager. During his tenure, he played a prominent role in the front office of a club that underwent a significant turnaround to one of the NBA's rising young teams.

He joined the Pistons after several years at the NBA League Office, where he directed the NBA's salary cap and basketball analytics efforts. He also was part of the NBA league office working group that served the NBA Labor Relations Committee in negotiating the league's 2011 CBA with the National Basketball Players Association.

Prior to his time with the League Office, Catanella led the analytics efforts of the New Jersey Nets and managed the creation and implementation of the Nets' statistical scouting systems. He also advised the team's front office and ownership by evaluating domestic and international player personnel as well as formulating the team's strategic financial plan alongside the team's general manager.

Before joining the Nets, Catanella worked in both basketball and finance. Following graduation from Amherst College in 1997, he worked on Wall Street providing analytics on stadium/arena financings for professional teams and valuing publicly traded companies. His basketball experience includes time as a collegiate player and assistant coach at Amherst College and a professional player for the Cologne 99ers of Germany. He also later served as the German Bundesliga team's Assistant General Manager.

While earning his MBA at Duke University's Fuqua School of Business, Catanella was a graduate assistant on the 2004 and 2005 Duke University Men's Basketball teams. He developed systems and analytical scouting methods for Duke's coaches, and concurrently interned with the Assistant General Manager of the Philadelphia 76ers.

PEJA STOJAKOVIC

Vice President, Basketball and Team Development

One of the most successful players in Kings annals, Peja Stojakovic enters his third season with the Kings organization. His responsibilities include keeping abreast of domestic and international talent pools available to the Kings as well as General Manager Vlade Divac with the team's scouting efforts. Selected 14th overall in the 1996 NBA Draft, the Serbian-born sharpshooter helped form a nucleus that would go on to participate in the postseason in each of his seven seasons in a Kings uniform. His #16 jersey was retired on December 16, 2014.

The Kings drafted Serbian-born Stojakovic in the first-round (14th overall) of the 1996 NBA Draft. In addition to leading the Kings in games played during the Sacramento-era, Stojakovic ranks first in Kings franchise history (1948-current) in three-pointers made (1,070) and attempted (2,687), and in free throw percentage (.893). He is also ranked third on the Kings all-time scoring list with 9,498 points scored, fourth in field goals made (3,352) and attempted (7,269), and sixth in steals (543).

Stojakovic's professional career began at the age of 14 with the Serbian club Red Star Belgrade. After being drafted by the Kings, he went on to play 13 seasons in the NBA highlighted by an NBA championship with the Dallas Mavericks in 2011. Also during his NBA career, Stojakovic won the NBA All-Star Weekend Three-Point Shootout twice and was the first European-born player to win an All-Star Weekend competition. He ranks 5th in NBA history in career free throw percentage (.895), and 7th in playoff free throw percentage (.900). Additionally, Stojakovic is the first player in NBA history to start a game off by scoring his team's first 20 points.

KINGS EXECUTIVES

LUKE BORNN

Vice President, Basketball Results

Luke Bornn begins his first season as the Kings new Vice President, Strategy and Analytics. Prior to joining the Kings, Bornn served as Head of Analytics for A.S. Roma of the Italian Serie A Football League, where he worked closely with managers, coaches and sports scientists to measure and evaluate athletes and performance. In addition to his work with soccer and basketball teams, the British Columbia native has previously held tenure-track professorships in Statistics at both Harvard University and Simon Fraser University.

In his new role with Sacramento, Bornn will report directly to General Manager Vlade Divac and employ expertise in data engineering and machine learning to empower basketball operations personnel with relevant information valuable in decision making processes regarding roster compilation, player evaluation and overall strategy. The material gleaned from Bornn's data infrastructure will also assist the team's training staff in analyzing information received via wearable technology.

In addition to his academic acumen and professorships at Harvard and Simon Fraser University, Bornn is a frequent contributor to the field of sports analytics, authoring research articles for the Journal for Quantitative Analysis in Sports, the Annals of Applied Statistics and the Journal of the American Statistical Association amongst others—providing insights on basketball related topics such as NCAA Tournament forecasting, predicting possession outcomes in NBA contests and the spatial anatomy of defensive success. Bornn is also a fixture at the renowned MIT Sloan Analytics Conference, co-authoring six papers since 2014.

GALEN DUNCAN

Vice President, Kings Academy and Professional Development

Galen Duncan begins his first season with Sacramento as the Vice President of Kings Academy and Professional Development. Prior to joining the Kings, Duncan spent 10 years as Senior Director of Player Development with the National Football League's Detroit Lions, where he advised players regarding housing options, financial education tools, counseling connections and off-field career opportunities. Additionally, Duncan assisted Football Operations with character evaluations for all draft eligible players and oversaw rookie transition and social media etiquette training programs while also serving as the Lions liaison between the League Office and NFLPA (NFL Players Association) and member of the Player Development Steering Committee. Duncan also spent six seasons as a treating clinician for the NFL's Program for Abuse of Substances, providing one-on-one and group therapy for football players involved in the mandatory treatment program.

In his role with Sacramento, Duncan is responsible for implementation of the Kings Academy program, a developmental, player-centric curriculum aligning multi-faceted organizational philosophies and ideals to help athletes mature into well-rounded professionals. Under Duncan's oversight, Kings Academy will augment on-court progress with access to practical material and experiences that help balance on-court priorities and personal responsibilities with opportunities to become impactful contributors in the community.

A Ph.D. in health psychology, a retired United States Army Reserves officer, the Detroit native and Lake Superior State alumnus ('94) played collegiate basketball before securing his Master's Degree in social work from Wayne State University ('97) and Ph.D. in health psychology from Walden University in 2006.

MIKE BRATZ

Director of Scouting & Sr. Advisor to the General Manager

Mike Bratz begins his second season as the director of scouting and senior advisor to the general manager after originally being hired on June 21, 2013.

Prior to joining the Kings front office, Bratz was the Denver Nuggets director of player personnel and was in Denver for a total of five seasons.

A native of Lompoc, California native, Bratz has connections to Sacramento both as a player and assistant coach. He played for the Kings during the team's inaugural season in the River City and served as an assistant coach for seven seasons (1991-92, 1993-94 – 1997-98). Bratz' tenure also included work as a scout and radio analyst.

After departing Sacramento, Bratz served as a scout for the Utah Jazz in 1998-99 before becoming an assistant coach in Washington the following season. In 2000-01, Bratz joined the Cleveland Cavaliers on the bench as an assistant coach in 2002-03 and 2005. Additionally, Bratz served as the team's director of player personnel before being promoted in August 2004 to director of basketball operations. He spent the 2006-07 and 2007-08 seasons as a consultant for NBA teams, including the Milwaukee Bucks and L.A. Clippers.

Selected by the Phoenix Suns in the third round (66th overall) of the 1977 NBA Draft, Bratz played for six teams – Phoenix, Cleveland, San Antonio, Chicago, Golden State, and Sacramento over nine NBA seasons (1977-78 – 1985-86). In 586 career games, he averaged 7.0 points, 1.8 rebounds, and 3.2 assists per game. He led the NBA in three-pointers made (57) in 1980-81.

An academic All-American and member of the Stanford Hall of Fame, Bratz earned All-Pacific Eight Conference honors following his senior season for the Cardinal.

Bratz and his wife, Marsha, have a son, Jesse.

COACHING STAFF

DAVE JOERGER
Head Coach

Dave Joerger begins his second season as the Sacramento Kings head coach after being named on May 9, 2016, becoming the franchise's 28th head coach and the 17th since the team moved to Sacramento.

Joerger joins the Kings after spending nine years (2007-16) with the Memphis Grizzlies, the last three as their head coach. After being named the Grizzlies' 12th head coach on June 27, 2013, Joerger accrued a 147-99 regular season mark (.598) and guided the franchise to postseason berths in each of his seasons at the helm. Following three straight 50-win campaigns for the first time in club history (2012-13 thru 2014-15), two under Joerger, Memphis again qualified for the playoffs despite injuries which forced the team to dress a league-record 28 players in 2015-16. Until then, no NBA team had reached the playoffs utilizing 24 or more athletes on its roster in a single season.

Joerger posted the best record among the NBA's 10 first-year head coaches in 2013-14 while tying Hubie Brown (2003-04) for the most wins in Grizzlies franchise history by a head coach in his first full campaign. Joerger achieved his 100th career head coaching win on March 23, 2014 and was the fastest among active NBA coaches (153 games coached) to reach 100 career victories as of the start of the 2015-16 season (and is now only behind Golden State's Steve Kerr).

Since his initial hire prior to the 2007-08 season, Joerger has shaped the Grizzlies' identity into an NBA-best defensive unit that led the league in points allowed (89.3 ppg) in the 2012-13 season and paced the Western Conference for three consecutive seasons from 2011-14. With Joerger as the lead assistant from 2011-13, Memphis set franchise records for regular season winning percentage (2012-13, .683) and recorded second-place finishes in the Southwest Division, both club bests. In the postseason, Memphis upset the top-seeded San Antonio Spurs in the opening round of the 2011 NBA Playoffs, the team's first playoff series victory, and advanced to the 2013 Western Conference Finals two years later.

Joerger earned Western Conference Coach of the Month honors for January 2013 as the Grizzlies went a league-best 12-3 during the month while leading the league in fewest points allowed (91.3 ppg). Memphis again won 12 games in March, marking the first time in franchise history that the team had two 12-win calendar months during the same season. Joerger was again named Western Conference Coach of the Month in April 2013 after Memphis went 6-2 during the month and finished the season on a five-game winning streak while clinching a playoff berth. He earned his third monthly honor in October/November 2014 after leading the Grizzlies to an NBA-best 15-2 record to open the 2014-15 season.

Prior to entering the NBA ranks, Joerger won accolades as one of the most successful minor league coaches in history, piloting five teams to championships in three different basketball leagues in seven seasons from 2000-07. Demonstrating strong player development skills, Joerger sent 18 of his players to the NBA during his time in the minor leagues. By the time he was hired by the Grizzlies as an assistant coach in 2007, Joerger had collected titles in the NBA Development League, CBA (Continental Basketball Association) and IBL (International Basketball League).

Before earning his first NBA assistant coaching job with the Grizzlies, Joerger gained fame as head coach of the 2007 NBA Development League Champion Dakota Wizards. Dakota's 2007 championship marked Joerger's fifth as a head coach after winning one International Basketball Association (IBA) title and three more in the Continental Basketball Association (CBA). Joerger owns two CBA Coach of the Year Awards (2002, 2004) and a head coaching record of 232-117 (.665) in the minor leagues.

After finishing his playing career at Moorhead State, Joerger got his start as Dakota's general manager when the franchise was a member of the IBA. He received his first opportunity on the sidelines as an assistant coach during the 1997-98 season. After three years as an assistant, Joerger succeeded Duane Ticknor (now a Kings assistant coach) as head coach and led the Wizards to the 2001 IBA Championship. The Wizards moved to the CBA the following season, where Joerger led them to CBA titles in 2002 and 2004.

During the summer of 2004, Joerger became head coach of the Sioux Falls Skyforce and proceeded to win the 2005 CBA Championship, his fourth title in five years, giving him more minor league championships than other notable minor-league-turned-NBA head coaches Phil Jackson, George Karl, Flip Saunders and Eric Musselman combined. Joerger returned to Dakota, now in the D-League, in 2006 and guided the Wizards to a league-best 33- 17 record (.660) before winning his second championship with the organization.

Joerger and his wife, Kara, are the parents of two daughters, Alli and Kiana.

DAVE JOERGER'S NBA COACHING RECORD

		Regular Season			Playoffs			
Year	Team	W	L	Pct.	W	L	Pct.	Result
2013-14	Memphis	50	32	.610	3	4	.429	First Round
2014-15	Memphis	55	27	.671	6	5	.545	Semifinals
2015-16	Memphis	42	40	.512	0	4	.000	First Round
2016-17	Sacramento	32	50	.390	N/A			
Overall Total		179	149	.546	9	13	.409	

COACHING STAFF

ELSTON TURNER

Assistant Coach

Serving as Dave Joerger's lead assistant, Elston Turner brings 36 years of NBA experience back to Sacramento where he was part of Western Conference All-Star staffs in 2001 and 2003 during his six seasons as an assistant under Rick Adelman (2000-06). He most recently completed his third season in Memphis serving in the same capacity for Joerger, helping guide the franchise to playoff berths all three years.

Entering his 21st season on the NBA sidelines, Turner has served as an assistant for five franchises – Memphis Grizzlies (2013-2016), Phoenix Suns (2011-13), Houston Rockets (2007-11), Sacramento Kings (2000-06) and Portland Trail Blazers (1996-2000). Drafted by the Dallas Mavericks in the second round (43rd overall) of the 1981 NBA Draft, Turner developed a reputation as a tenacious defender, averaging 4.7 points, 2.7 rebounds and 1.8 assists in 505 games (97 starts) over eight seasons with the Dallas Mavericks (1981-84), Denver Nuggets (1984-86, 1988-89) and Chicago Bulls (1986-88). Following his NBA career, he played parts of five seasons in the CBA and three years in Europe in Spain, Italy and Greece.

Turner began his coaching career in the CBA (Continental Basketball Association) as an assistant for the Quad City Thunder and player/coach for the Chicago Rockers in 1994-95. His next job stationed him alongside head coaches P.J. Carlesimo and then Mike Dunleavy Sr. on Portland's bench from 1996-2000. After his six seasons in Sacramento, Turner was reunited with Adelman in Houston (2007-11) before two campaigns in Phoenix as an assistant under Alvin Gentry (2011-13).

A native of Knoxville, Tenn., Turner played four seasons at Ole Miss, where as a senior he helped lead the Rebels to the school's first NCAA Tournament appearance in 1981. The university honored Turner's collegiate achievements by inducting him into the Ole Miss-M Club Athletic Hall of Fame in 2000.

Turner and his wife, Louise, have one son, Elston Jr., and one daughter, Taylor. Elston, Jr. garnered First Team 2013-14 All-SEC honors as a senior guard for Texas A&M and led the Aggies with 17.5 points per game.

BRYAN GATES

Assistant Coach

Bryan Gates enters his ninth season in the NBA and second season in his return to Sacramento after serving as an assistant coach for the Minnesota Timberwolves last season and the previous five seasons in a similar capacity with the New Orleans Pelicans. He entered the NBA coaching ranks with the Kings during the 2009-10 season following a highly-successful three-year stint as a head coach in the NBA D-League with the Idaho Stampede.

While coaching the Stampede, Gates was a two-time recipient of the Dennis Johnson Development League Coach of the Year award (2006-07, 2007-08), and compiled a record of 101-51 (.664 winning percentage, tied for highest in league history), including winning the NBA D-League Championship in 2007-08. Gates was also an assistant coach in Idaho for five years, beginning with the team's inaugural season

His first NBA Development League experience came as an assistant to Head Coach Dennis Johnson with the Austin Toros during the 2005-06 season. He spent the four years prior to joining the D-League in the USBL, as head coach of the Oklahoma Storm. During this time, Gates lead his squad to three Western Conference titles and was named Coach of the Year in 2004.

Gates has additional head coaching experience with the CBL's Hickory Nutz in the summer of 2003, and the Beirut Blue Stars of Lebanon in 2004-05. He lead the Nutz to a 23-0 record and a championship while being named Coach of the Year in his only season at the post, and guided the Blue Stars to a 2nd place league finish with a 24-7 record.

Gates and wife Robin are the proud parents of 6-year old triplets: sons William and Preston and daughter Kendall.

BOB THORNTON

Assistant Coach

Bob Thornton begins his second season in Sacramento with more than 30 years of basketball experience as a player, coach and personnel scout, having spent five seasons (2012-16) in Memphis alongside Joerger after four years as an advance scout for the Oklahoma City Thunder (2007-2011).

His coaching resume includes two seasons as an assistant coach for the Chicago Bulls (2002-04) and Minnesota Timberwolves (2005-07) and as head coach for the Huntsville Flight of the NBA D-League (2001-02) and the Continental Basketball Association's Quad City Thunder (2000-01).

Selected by the New York Knicks in the fourth round (87th overall) of the 1984 NBA Draft, the Los Angeles native played eight seasons in the league and three overseas in Italy before breaking into the coaching ranks as an assistant with Chapman University in 1997. Thornton played for the New York Knicks, Philadelphia 76ers, Minnesota Timberwolves, Utah Jazz and Washington Bullets.

The Los Angeles native attended the University of California-Irvine, where he earned his bachelor's degree in 1984.

COACHING STAFF

JASON MARCH
Assistant Coach

Jason March enters his second season with the Kings after spending nine seasons (2008-16) with the Memphis Grizzlies, most recently as an assistant coach/advance scout.

In addition to his responsibilities on the bench, he prepared scouting reports and play diagrams for upcoming opponents. Prior to joining the coaching ranks in 2013, he worked in the Grizzlies video department for six seasons, last serving as director of basketball information and technologies. March's experience also includes two seasons as the assistant video coordinator with the Phoenix Suns where he was part of a team that advanced to the 2006 Western Conference Finals and two seasons as head video coordinator with the Phoenix Mercury during the team's WNBA championship run in 2007. A graduate of Florida State University, he earned his bachelor's degree in education with a specialization in sports management.

A graduate of Florida State University, March earned his bachelor's degree in education with a specialization in sports management.

Originally from Frostproof, Fla., March and his wife, Barkley, reside in Roseville and have two children, Oakley and Easton.

DUANE TICKNOR
Assistant Coach

A coaching veteran with 40 years of experience at various levels, Duane Ticknor enters his second season with the Kings after spending three seasons (2014-16) in Memphis.

Prior to entering the NBA ranks, he served as head coach of the NBA Development League's Fort Wayne Mad Ants, guiding the club to a 27-23 record (.540) and an appearance in the 2013 D-League Playoffs. Ticknor's resume includes two seasons as an assistant coach for the D-League's Sioux Falls Skyforce (2009-11), two as head coach of the Dakota Wizards (2007-09) and one season in South Korea (2011-12).

Additionally, Ticknor spent time in the CBA as head coach of the Gary Steelheads (2002-05), an assistant for the Rapid City Thrillers (1989-92) and in the IBA as head coach of the Black Hills Posse (1995-99), Dakota Wizards (where Joerger served as his assistant coach in 1999-2000) and the Siouxland Bombers (2000-01). A four-time IBA Coach of the Year (1996-98, 2000), Ticknor led his teams to the IBA Finals three times and won the 1997 IBA Championship with Black Hills.

Ticknor and his wife, Mary, have one son, David. The Vermillion, S.D. native graduated from the University of South Dakota.

LARRY LEWIS
Player Development Coach

Lewis joins Sacramento's bench after spending the three seasons (2014-16) with the Los Angeles Lakers as assistant coach/director of player development the last two and player development coach in 2013-14. Prior to his elevation to the Lakers, he served two seasons as an assistant coach for the L.A. D-Fenders of the D-League. In his first year as a coach after a long international playing career, Lewis helped the franchise post the best regular season record in D-League annals (38-12) and earn eight NBA call-ups. Named an assistant on the D-League Select Team in 2012, he played a central role in the D-Fenders capturing the Development Champion Award, bestowed on the team that best embodies the D-League's goals of developing talent via call-ups and player assignments.

In addition to his experience on the sidelines, Lewis' eclectic international playing career spanned 19 seasons and four continents, including stops in Argentina (2011), Spain (2001-11), Japan (1996-2000), Cyprus (1996), Great Britain (1993) and the Dominican Republic (1992). He also played one season in the United States Basketball League with Sarasota (1996), in the CBA with the Harrisburg Hammerheads and Rapid City Thrillers (1994-95) and for the silver medal winning Team USA in the Pan American Games (1995).

A three-year collegiate basketball player and alumnus of Morehouse College, Lewis turned pro when he was selected by the Albany Patroons of the CBA in 1992.

Lewis and his wife, Sonia, have two children, son Landon, and daughter Lauryn.

COACHING STAFF

PHIL RICCI

Assistant Player Development Coach

Phil Ricci brings nearly twenty years of collegiate and professional basketball experience to Sacramento, including a playing career that spanned a half dozen countries and the NBA Development League.

The northern California native and former Galt Warrior standout spent a decade playing abroad in Spain, Japan, Korea, France, Israel and the Czech Republic, where he guided Nymburk to an appearance in the 2010 European Cup for the first time in club history.

Prior to embarking overseas, the 6-7 forward parlayed a successful stint at Delta Community College (Stockton, CA) to a scholarship at Oregon State, where he would later earn All-Pac 10 First Team honors as a senior (2002).

DAN HARTFIELD

Advance Scout/Assistant Coach

Dan Hartfield enters his second season with the Sacramento Kings as an advance scout/assistant coach. He works closely with the coaching staff and handles the day-to-day operations of preparing scouting reports and game plans for each upcoming Kings opponent.

Hartfield worked for the Memphis Grizzlies as the video coordinator from 2014-16 where he assisted the coaching staff in preparing scouting videos and game plans for each opponent.

Before joining the Grizzlies, Hartfield spent two separate stints with the Houston Rockets during the 2010-11 and 2013-14 seasons where he managed in-game stats for all Rockets games and assisted in on-court player development workouts. In between his time in Houston, he spent two years as coordinator of video services for the Ole Miss men's basketball team during one of their best seasons in school history, which culminated in an SEC Championship title and berth into the NCAA Tournament for the first time in 11 years in 2012-13.

A native of Kenosha, Wisconsin, Hartfield graduated from Wisconsin-Green Bay in 2009 with a bachelor's degree in business administration, where he also served as team manager for men's basketball. He went on to receive a master's degree in sports administration from Valparaiso University in 2011.

COLIN SCHNEIDER

Video Coordinator

Colin Schneider enters his second season with the Kings as the head video coordinator, after spending the 2014-16 seasons as the Memphis Grizzlies' assistant video coordinator.

His responsibilities include assisting the coaching staff with all video operations of the organization as well as working closely with the basketball operations staff to handle the day-to-day operations of preparing scouting videos and game plans for each opponent.

Prior to joining the Grizzlies, Schneider served as the director of basketball operations for the University of Wisconsin-Green Bay for four seasons (2010-2014). He had spent the previous three seasons as a student assistant for the Fighting Phoenix. During Schneider's seven seasons in Green Bay, he oversaw the programs budget, travel, student workers, film exchange, on-campus recruiting, scouting report production, practice planning and video editing. A native of New Holstein, Wisconsin, Schneider graduated from the University of Wisconsin-Green Bay in 2010 with a bachelor's degree in urban and regional studies. In 2013 he earned a master's degree in coaching and athletic administration from Concordia University-Irvine.

Schneider and his wife, Maura, were married in June of 2015.

COACHING STAFF



JEFF NEWTON

Assistant Video Coordinator

Jeff Newton is in his second season as the Assistant Video Coordinator for the Kings after spending three seasons (2013-15) with the Houston Rockets.

Newton's responsibilities include assisting the coaching staff and players with game preparations for their upcoming opponents, day-to-day operations and helping with on-court player development workouts.Newton spent two years scouting for the Houston Rockets during the 13-14 and 15-16 season where he was responsible for scouting NBA, NCAA, and international games. During the 14-15 season he was Assistant Video Coordinator for the Rockets which ended in a trip to the Western Conference Finals.

The son of Scott and Sallie, he also has two older brothers, Doug and Greg. A native of Rhode Island, Newton currently resides in Sacramento.



AKACHI OKUGO

Assistant Player Development

Akachi Okugo begins his second year in the player development department and first as an Assistant Player Development coach. Okugo is tasked with assisting with player workouts before, during and after practices during both the season and off season. A graduate of California State San Marcos where he was a member of the basketball team and garnered Honorable mention all conference as a senior.

The Jesuit High School graduate currently resides in Sacramento.

TRAINING STAFF

PETE YOUNGMAN, MS, ATC

Director of Sports Medicine

Pete Youngman is in his sixth season as the Kings director of sports medicine after serving as team's athletic trainer the previous 15 seasons. The Rochester, New York native spent three seasons as the club's assistant to longtime Athletic Trainer Bill Jones before accepting the head post in June of 1996. Youngman joined the Kings in 1993 after spending the previous nine years with the Boston Red Sox professional baseball organization at all levels of their minor league system.

In addition to being responsible for every aspect of the Kings athletic training facility, Youngman works closely with the team's professional medical staff in the monitoring of a player's physical condition as well as the diagnosing and treatment of injuries.

Youngman graduated from Ithaca College in 1986 and earned a master's degree from California University of PA in rehabilitation science in 2013. He is certified by the National Athletic Trainers Association, a certified performance enhancement specialist as well as a corrective exercise specialist by the National Academy of Sports Medicine.

Youngman was honored to serve as the head athletic trainer for the Western Conference team in the 2015 NBA All-Star Game in New York. He enjoys running in his spare time and has completed 20 marathons.

MANNY ROMERO, PHD, ATC, CSCS

Head Athletic Trainer

Dr. Romero joined the Sacramento Kings as an assistant athletic trainer in 2001. His main responsibility is to assist Director of Sports Medicine Pete Youngman in all areas, including injury management, injury prevention, injury rehabilitation and emergency procedures on the court as well as serving as liaison between the doctors, team and players.

Prior to joining the Kings, Dr. Romero worked seven seasons as a part of the Los Angeles Lakers training staff, culminating in two NBA Championships in 2000 and 2001. During the summer of 2002, he also served as the Athletic Trainer for the World Championship Yugoslavian national team which included legendary Kings players Vlade Divac and Peja Stojakovic. At the 2015 All-Star game, Romero represented the Western Conference along with Youngman.

Dr. Romero earned a bachelor's of science degree from Loyola Marymount University and a master's of science degree from the California University of Pennsylvania and has finished his PhD in athletic training from Rocky Mountain University. He is a published author in the Journal of Athleic Training and has a research interest in injury prevention and evidence based practice.

He is a Certified Athletic Trainer from the National Athletic Trainers Association and a Certified Strength and Conditioning Specialist from the National Strength and Condition Association and serves as a peer reviewer for the Internet Journal of Allied Health Science & Practice and the International Journal of Athletic Therapy and Training. Dr. Romero is also a member of the NBA Sports Science Committee.

Dr. Romero and his family reside in Roseville.

RAMSEY NIJEM

Head Performance & Strength Coach

Ramsey Nijem begins his fourth season with the Kings, his second as the team's head strength and conditioning coach. Responsible for all aspects of sport performance, Nijem spent the last two seasons as the Kings assistant strength and conditioning coach.

Before joining the Kings, Nijem was the head strength and conditioning coach at Santa Barbara City College and an assistant strength and conditioning coach at UC Santa Barbara prior to that.

Nijem earned his bachelor's degree from UC Santa Barbara and M.S. from Cal State Fullerton's Center for Sport Performance. He is currently finishing his doctorate in human and sport performance and has published research in top scientific journals in strength and conditioning.

A native of the Bay Area, Nijem resides in Sacramento.

TRAINING STAFF

DWAYNE WILSON

Equipment Manager

Dwayne Wilson enters his seventh season as the Kings equipment manager after serving in the same capacity for the Milwaukee Bucks for the previous six seasons. With Milwaukee, Wilson also assisted the team's strength and conditioning coach with player development.

As equipment manager, Wilson is responsible for ordering and maintaining all non-medical team equipment and supplies. He makes all road trips and oversees the team's luggage, laundry, and equipment when the squad is away from Golden 1 Center. While at home, his additional duties include supervising ballboys and team locker room attendants.

Wilson was originally hired by the Dallas Mavericks as an assistant strength and conditioning coach in 1998. He added the title of equipment manager in 1999 and served as both until the summer of 2004. He then worked with Velocity Sports Performance in Dallas for one year, an organization that specializes in helping adults attain their fitness goals, as a Sports Conditioning Specialist.

A native of Richland, Wash., Wilson is a 1988 graduate of the University of North Texas where he majored in Exercise Science.

AUNG AYE

Manual Therapist & Assistant Athletic Trainer

Aung Aye joined the Sacramento Kings in 2015 as an Assistant Athletic Trainer/Massage Therapist. He is a certified member of the National Athletic Trainer's Association and licensed massage therapist. Prior to joining the Kings, the Bellevue, WA native spent five years as the Assistant Athletic Trainer/Head of Massage for the Seattle Sounders FC. He was also the athletic trainer for the Seattle Sounder's Women, and an assistant at Chivas USA.

A graduate of the University of Washington, he was the student athletic trainer for baseball and football, and received the Kurt Gegner Memorial Award for athletic training. Aung Aye continued his education at Chapman University in Athletic Training with rotations with the Australian Institute of Sports, USA Volleyball, and Chivas USA.

EVAN VANBECELAERE

Assistant Strength & Conditioning Coach

Evan VanBecelaere begins his second season with the Sacramento Kings as Assistant Strength and Conditioning Coach assisting in all areas of sport performance.

Before joining the Kings, VanBecelaere was the Director of Strength and Conditioning for Santa Clara University where he oversaw all 19 Olympic Sports and worked directly with Men's Basketball. Prior to Santa Clara, VanBecelaere had a short stint at Sparta Performance Science.

VanBecelaere also worked with Men's and Women's basketball programs at the University of Kansas under Coach Andrea Hudy. VanBecelaere finished with his degree in Exercise Science from the University of Kansas.

VanBecelaere originally from Pittsburg, Kansas resides in Sacramento with his wife Emily and his son Grayson.

MIGUEL LOPEZ

Assistant Equipment Manager

Miguel Lopez begins his 11th season with the Kings as the Assistant Equipment Manager. He is responsible for assisting Head Equipment Manager Dwayne Wilson in maintaining all non-medical team equipment and supplies. Lopez also makes all road trips and assists with overseeing the team's luggage, laundry, and equipment.

The Fresno, Calif. native, wife Maria, kids Michael (17), Mellanie (14), Mia (8), Massiel (4) reside in Woodland.

BASKETBALL OPERATIONS

SHAWN ROGERS

Director, Team Security

Shawn Rogers begins his first season as the Director of Team Security for the Sacramento Kings. He joins the Kings after 30 years and retiring from the Sacramento Police Department. Rogers entered the Police Department in 1987 where he served as a patrol officer, field traing officer, K9 officer, Sergeant and most recently, a Lieutenant.

The Vallejo, Calif. native attended UC Davis where he played in the Division II NCAA National Championship football game in 1982 and then earned professional tryouts with Denver Broncos and San Francisco 49ers before being drafted by the Houston Gamblers of the USFL in 1984.

Rogers and his wife, Belinda, reside in Rancho Cordovo. Rogers has three sons; Andre, Jeremy and Steven along with two step children; Daniel and Lydia. Shawn and Belinda have three grandchildren; Isaiah, Naylani, and Ryder.

MARK BLEA

Assistant Director, Team Security

Mark Blea begins his first season as Assistant Director of Team Security for the Sacramento Kings.Blea will be working closely with Team Security Director Shawn Rogers and Vice President of Team Security Dave Thomas.

Mark Blea will be joining the Kings with over 34 years of Law Enforcement experience. Blea retired in 2010 from the Sacramento County Sheriffs Department as a Lieutenant and Watch Commander of the North Patrol Division. Blea's specialty and expertise is Special Weapons and Tactics (SWAT) officer and a Sergeant Team Leader with the Sheriffs Department. Mark Blea grew up in the North Highlands area of Sacramento County and was a basketball and baseball standout.

Blea has a Bachelor's degree in Criminal Justice. Mark Blea and his wife, Janet, reside in Sacramento and they have two daughters, Janae of Stafford Virginia and Alexandria of Ione California. Mark and Janet have six grandchildren; McKenna, Jackson, Alexandria, Lilly, Levi and Isabella.

ANTHONY MCCLISH

Director, Basketball Operations and General Manager of the Reno Bighorns

McClish begins his fifth season with the Kings organization and his first season as Director of Basketball Operations and General Manager of the Reno Bighorns. McClish has spent the past four seasons in Kings Basketball operations where he was recently the Senior manager as well as three seasons involved with Reno, formerly the Assistant General Manager.

Prior to joining the Kings, the Ohio native spent the 2013-14 season with San Antonio. McClish is a 2012 graduate of Ohio State and resides in Natomas with his two year old dog named Zilla.

BILL POPE

Director of Pro Personnel

Bill Pope is entering his first season as the Kings Director of Pro Personnel after serving last season as a pro personnel scout. Pope served as the advance scout for three seasons beginning in 2013-14.

Pope spent the previous nine years with the Detroit Pistons, and the last eight as an advance scout/assistant coach. He began his tenure with the Pistons as an assistant coach/video coordinator in 2004. During his time with the Pistons he was a part of five playoff squads, three Central division titles and an NBA finals appearance in 2005.

Prior to the Pistons, Pope spent 15 seasons as a college coach in cluding six seasons at Lincoln University in Missouri where he was responsible for a dramatic turnaround at Lincoln as the school's head coach. His 2000-01 squad shared the Heartland Conference Championship and Pope was named Heartland Conference Coach of the Year. Additionally, the program was named NCAA Division II's Most Improved Team winning 20 games after winning just two the year before.

Pope graduated from Kansas in 1988 with a Bachelor's Degree in education, where he also served as a manager for the Jayhawks basketball team and head coach Larry Brown for five seasons. His time at Kansas included five NCAA Tournament berths, a Final Four appearance in 1986 and a National Championship in 1988. Upon graduation, he joined Brown's staff with the San Antonio Spurs.

BASKETBALL OPERATIONS

CHRIS CLARK
Director, Media Relations

Chris Clark enters his 14th season with the Kings organization and fifth as Director of Media Relations. In his current role as the primary contact between the media, players and team, he is responsible for maintaining daily contact with the local, national and international media, arranging interviews and acting as the team's primary point-person to the media at both Kings' games and practices. Clark also is responsible for producing all press releases. In addition to working for the Kings, he interned for the Seattle Sonics in 2001.

A Sacramento native, Clark graduated cum laude from the University of Washington in 2000 with a degree in journalism.

MARK TOYODA
Senior Manager, Basketball Administration

Mark Toyoda enters his third season with the Kings and first as Senior Manager of Basketball Administration. A former intern, Toyoda helps manage day-to-day operations and basketball administrative finance. A native from Chicago, Illinois, Toyoda is a graduate of Northwestern University and holds a law degree from Indiana University.

RAHSAAN GETHERS
Manager, Media Relations

Rahsaan Gethers enters his fifth season with the Kings organization and second season as the Media Relations Manager. Gethers is responsible for producing all sports information during games and practices as well as assisting Media Relations Director Chris Clark in arranging interviews, and attending to media at both games and practice.

The Colorado Native started as an intern with the Denver Nuggets during the 2012-13 season and was a game night staff member of the Nuggets' media department for the three seasons prior to becoming an intern. Gethers graduated from the University of Arizona in 2008.

MELANIE STOCKING
Manager, Basketball Operations

Melanie Stocking enters her 13th season with the Sacramento Kings as Manager, Basketball Operations. In her role, Stocking assists the Basketball Operations department with various responsibilities including supporting the coaching staff, front office and scouts, along with assisting with team travel throughout the year. In addition, Stocking helps the Kings' G-League Affliate, Reno Bighorns with travel and other projects as needed.

In her spare time, she and her family run a non-profit, RememberAVet.net to honor our Fallen veterans with their Annual Wreath Project.

From Winters, CA, Stocking graduated from Sonoma State with a degree in Communications and currently resides in Natomas.

DRAKE U'u
Manager, Player Development

Drake U'u enters his third season with the Kings as the team's Manager of Player Development. He is responsible for off-court programs that assist the players in their personal and professional development, community outreach and engagement, brand awareness, risk prevention, and aids in on-court skill development. Additionally, U'u serves as a pro personnel scout, evaluating talent and compiling intel reports in an effort to strengthen the organization and uphold its initiatives. U'u also heads the player services department, enhancing players' experiences during their time in Sacramento.

Before joining the Kings, U'u played professionally for two seasons in Australia's National Basketball League (NBL) for the Perth Wildcats. U'u was a member of the 2013-14 Championship team, where he helped the Wildcats to a 25-8 record. Prior to the Wildcats, U'u played four seasons collegiately for the Cal Poly Mustangs.

U'u earned his bachelor's degree from California Polytechnic University, San Luis Obispo, where he studied Business Administration and minored in Industrial Technology. A Sacramento native, U'u attended Rio Americano High School and continues to reside in Sacramento.

BASKETBALL OPERATIONS

PENNY CHATZIS

Executive Assistant to Kings General Manager
Player Services Administrator

Penny Chatzis begins her first season as the executive assistant to Vlade Divac, Sacramento Kings general manager and as the player services administrator. She'll assist Divac in all areas of basketball administration as well as facilitate player services and onboarding. With her background in real-estate, event planning and education, Penny will be able to provide our players with the highest quality support. A graduate of California State University, Sacramento, she has a B.A. in Government and a Master's in Education.

She and her husband, Tim, are long-time Sacramento residents, and their two boys--- Christo and Niko -- proudly consider themselves the biggest Kings fans!

ROBBIE LEMONS

Basketball Operations Coordinator

Robbie Lemons begins his second season with the Kings, his first as the Basketball Operations Coordinator. In a hybrid role, Lemons provides support to several branches of basketball operations, including the analytics, scouting, and player development departments.

Before joining the Kings, Lemons graduated with honors from Stanford University in 2015 with a BA in Economics and a MA in Public Policy. Lemons played on Stanford's basketball team (2010-2014) and was awarded First Team PAC-12 All Academic Selection and PAC-12 Leadership Award. Subsequently, he completed a MSC in Banking and Finance from Newcastle University with distinction, while competing for the university's inter-collegiate and national-level teams.

Lemons was born and raised in Sacramento.

BRIAN MIZNER

Sports Nutrition Chef

Brian Mizner begins his second season with the Kings as the Sports Nutrition Chef. Mizner joins the Sacramento Kings after spending the previous five years as the Executive Chef of Hook & Ladder Mtg. Co.

The Sacramento Native is responsibe for instituting a personalized high nutrition program for each player as well as providing nutritional options for the basketball operations staff.

ADAM TATALOVICH

Pro Personnel Scout

Adam Tatalovich enters his third season with the Kings, his second as Pro Personnel Scout. Tatlovich has nine years of NBA experience, as he served as video coordinators for Chicago (2006-10) and New Orleans (2010-12).

Prior to Sacramento, Tatalovich coached three seasons internationally with Perth Wildcats of the Australian NBL, winning an NBL Championship in 2014. Outside of professional basketball, Tatalovich has been heavily involved over the years in summer basketball working with Nike Basketball in various academies, and NBA's Basketball Without Borders programs. This past summer, Tatalovich served as an Assistant Coach for the Serbian National Team that captured Silver at the 2017 FIBA Eurobasket in Istanbul, Turkey.

MANAGEMENT TEAM

JOHN RINEHART

President, Business Operations

John Rinehart enters his 18th season with the Sacramento Kings, first as President of Business Operations.

Rinehart oversees the operations of Fast Company's "most innovative company in sports," including the state-of-the-art, award winning Golden 1 Center as it enters its second season, the organization's real estate business holdings, entertainment portfolio and revenue development strategy.

Through a $1 billion strategic investment to build Golden 1 Center and Downtown Commons (DOCO), the Kings have profoundly impacted the region's economy, reenergized downtown and created a culture and lifestyle district that has placed Sacramento in the national spotlight.

Previously, he served as Executive Vice President, Business Operations and Chief Financial Officer where his duties included contract negotiation, player contract compliance and analysis (NBA Tax and Escrow system), financial analysis, financial reporting, budgeting, financing administration, arena programming and services, legal affairs, insurance and tax requirements.

In his time with the Kings, Rinehart has negotiated several key agreements, including the structure of the public/private partnership with the City of Sacramento, debt financing, cable, over-the-air, and radio broadcast contracts, ticketing agreements, food and beverage and merchandise agreements and building naming rights.

Prior to joining the Kings, Rinehart spent two years as the Director of Finance for Anaheim Sports, Inc., where he oversaw the finance and accounting functions of the Anaheim Angels (MLB), Anaheim Mighty Ducks (NHL) and Edison International Field of Anaheim. He also spent two seasons as manager of financial reporting for the San Francisco Giants (MLB). Prior to beginning his career in professional sports, Rinehart spent five years with the public accounting firm Price Waterhouse Coopers LLP in San Francisco.

Rinehart graduated with a bachelor's degree in accounting from Villanova University in 1991. He and his two daughters Kaitlyn and Megan reside in the Land Park area of downtown Sacramento.

JEFF DAVID

Chief Revenue Officer

Jeff David has spent over two decades within the professional sports business. With experience from five professional sports leagues, he enters his seventh season with the Sacramento Kings overseeing both revenue and marketing operations for Sacramento Basketball Holdings, LLC. During his tenure, the Kings have enjoyed unprecedented revenue growth and have quickly become regarded as one of the most innovative, most community-minded, fan-friendly franchises in all of sports.

David came to the Kings from the National Basketball Association, where he was an executive within the Global Partnerships group. In this capacity, he was responsible for new business development on a global scale. Prior to the NBA league office, David spent four seasons as the Kings vice president of corporate partnerships. He was responsible for new business growth and directing the business development team, which included managing the strategic planning and implementation of all corporate partner-related marketing efforts, business plans, and co-branded promotional activities within the Sacramento marketplace.

Before his stint in professional basketball, David worked at Major League Soccer's team level overseeing marketing operations. He served on the league's marketing committee during the explosion of new soccer-specific stadiums, development of the Jersey Sponsorship initiative, and the "Designated Player" rule, which paved the way for several world-class soccer stars to play within the US based league.

David came to MLS after a decade marketing lifestyle sports properties including those in the Surf/Skate/Snow industry and professional beach volleyball. A native of Los Angeles, David received his bachelor's degree from Loyola Marymount University and MBA from Pepperdine University.

MANAGEMENT TEAM

RYAN MONTOYA

Chief Technology Officer

Ryan Montoya begins his fourth season as chief technology officer. His responsibilities include providing direction and managing the Sacramento Kings new technology and innovation strategies to enhance the fan experience and improve the team's performance.

Additionally, he oversees all technology for Sacramento's downtown entertainment and sports complex, Golden 1 Center. The new arena is the world's most technologically advanced professional sports and entertainment venue.

Throughout his career, Montoya has advised, invested and served at all levels of early stage technology companies. A native of Colorado, Montoya received his bachelor's degree from the University of Notre Dame, a master's degree from the Josef Korbel School of International Studies and a MBA from California State University, Sacramento.

PHIL HORN

Senior Vice President, Sales & Service

Phil Horn begins his eighth season with the team leading efforts in sales and service. His responsibilities include strategy and oversight of new and renewal sales for both premium and non-premium season and multi-year agreement ticket and hospitality products, as well as guidance for group ticket sales, individual ticket sales and the inside sales account executive training program. Additionally, he plays a strategic role related to new corporate partnership sales and the Reno Bighorns business operations.

Prior to joining the Kings, Horn was with the Portland Trail Blazers for four years, most recently as the director of group ticket sales, handling new and renewal sales of group ticket packages.

The Lincoln City, Oregon, native earned a bachelor's degree in sports administration from the University of Redlands. Horn and his wife, Danea, reside in Sacramento with their Terrier dog Abbey.

RANDY KOSS

Senior Vice President, Real Estate Development

Randy Koss begins his fourth season with the Kings as the senior vice president of real estate development. Koss is responsible for real estate strategy, development, asset management, and finance. While his initial focus is primarily on the downtown mixed-use development (DOCO) adjacent to Golden 1 Center, he will lead the effort on all the Kings' real estate holdings, including the 800 Block downtown and the redevelopment of the Natomas arena site.

Prior to joining the Kings, Koss had worked in all aspects of real estate asset management, development, acquisition, operations, and finance for over 25 years, primarily with Morgan Stanley Real Estate Funds and The Macerich Company. Koss is a graduate of UCLA in Economics/Business and earned his MBA at UC Berkeley's Haas School of Business.

ERICA RAU

Senior Vice President, Marketing

Erica Rau begins her fourth season as the senior vice president of marketing. Her responsibilities include establishing and executing overall brand identity, new marketing campaigns to drive brand awareness, ticket sales and community engagement for the Kings and Golden 1 Center.

Prior to joining the Kings, Rau served as a brand engagement consultant from 2013-14 and served as vice president and director of brand engagement at The Glass Agency from 2004-2013. Rau previously worked for the Sacramento Kings as director of event presentation of business operations from 2001-2004.

A native of California, Rau graduated from the California Polytechnic State University-San Luis Obispo with a degree in communication and rhetoric. Rau and her husband, Ben, reside in East Sacramento with their two children.

MANAGEMENT TEAM

JOELLE TERRY

Senior Vice President, Communications

Joelle Terry begins her third season with the Kings and her first as Senior Vice President of Communications. In this capacity, she is responsible for overseeing and providing strategic direction to the business and basketball communications, digital, community impact and content teams.

Prior to being promoted to Senior Vice President of Communications, Terry served as Vice President of Communications.

Before joining the Kings, Terry served as the Director of Government Communications at Comcast NBCUniversal. Prior to that she served as the Deputy Director of Message Events at the White House. She joined the Obama Administration after serving as the Deputy Director of Surrogate Press for the 2008 Obama for America campaign. Prior to the campaign, she served as an Associate in the Dewey Square Group's Sacramento office. Terry began her career as a member of the 2004 John Kerry for President campaign, where she worked in the regional press office and as a member of the national advance team.

A native of Sacramento, California, Terry graduated with a B.A. in International Relations from the University of California, San Diego.

STACY WEGZYN

Senior Vice President, Human Resources

Stacy Wegzyn begins her tenth season with the Sacramento Kings. Wegzyn was the director, human resources for the Kings from 2001-08. She then served as HGA's associate vice president, human resources – West Coast for seven years, returning to the Kings in 2015.

In her current role, Wegzyn leads the human resources function by providing strategic direction and leadership in the areas of recruitment, employee relations, leadership development, organizational communications, labor relations, diversity and inclusion, legal compliance, wellness, and benefits administration.

With more than 20 years of human resources management experience, Wegzyn is certified as a senior professional in human resources by the Human Resources Certification Institute (SPHR) and as a senior certified professional by the Society for Human Resources Management (SHRM-SCP). Wegzyn earned a bachelor of public administration degree from Seattle University.

CHRIS CHOPEY

Vice President, SUITES & PREMIUM SALES

Chris Chopey begins his fifth season with the organization. His responsibilities include new and renewal sales and service for all suites, lofts and balcony boxes. He also oversees the partnership sales through the corporate development team.

Prior to joining the Kings, Chopey was with the New York Yankees for three years as Manager of Premium Sales, where he oversaw the sales for all suite and premium products in Yankee Stadium. Before that, he was a Sales Consultant for the Dallas Cowboys and was part of the team that opened AT+T Stadium.

The Rahway, New Jersey, native earned a bachelor's degree in Environmental & Business Economics from Ruatgers University. He went on to earn a master's degree in Sport Management from the University of Tennessee. Chopey and his wife, Rebecca, a fellow Kings employee, reside in Sacramento with their 1-year old son Oliver and their French Bulldog Chunk.

MANAGEMENT TEAM

SCOTT MOAK

Vice President, Community Affairs and Kings PA Announcer

Rooted and raised in Sacramento, Scott Moak, Vice President of Community Affairs, embodies the Sacramento Kings mission to make the world a better place. A social services expert and trained marriage and family therapist, he has served as a conduit between communities and agents of positive change for years as a booming voice for the people of Sacramento. He readily admits that his true passions are in the areas of social welfare, building healthy communities and philanthropy – so this was a perfect fit for Scott when he joined the organization in 2014.

But on game days, he puts his full passion and pride in serving as the public address announcer for the Kings. In total, over the microphone, "the voice of the Kings" has addressed over 6 million Kings fans, narrating some of the Kings greatest moments.

Prior to joining the Kings, Scott led nonprofit services at 3fold Communications, a local marketing firm. Before 3fold, he spent nearly 15 years working for several nonprofit organizations including the Sacramento Children's Home, the Child Abuse Prevention Council, Prevent Child Abuse California and Mutual Assistance Network of Del Paso Heights, and has proudly served on the Sacramento First 5 Commission since 2006.

As a true regional representative and advocate, Scott earned his Masters in Marriage & Family Therapy, and received an undergraduate degree in psychology from UC Davis. He is married to Stacy, and is the proud dad to a daughter (Evan) and son (Asher). They are all #SacramentoProud.

ANDREW NICHOLSON

Vice President, Digital

In his 12th season with the organization Fast Company named "Most Innovative Company in Sports," Andrew Nicholson oversees the team's award-winning Digital department, which leads online, mobile and social strategy for the Sacramento Kings, Golden 1 Center and Downtown Commons.

Before arriving in Sacramento, Nicholson served one season with the Phoenix Suns and Mercury. The Minnesota native graduated from the University of Arizona where he studied psychology and journalism. Connect with Andrew on Twitter: @A_Nicholson

BRIAN PLUMB

Vice President, Audio Visual & Production

Brian begins his fourth year with the Sacramento Kings as the VP, AV & Production and oversees all of the Audio and Video systems and AV staff required for events at the Golden 1 Center.

Brian spent 30 years working for KXTV-10 in Sacramento where he served as the Engineering Operations/ Production Manager and the News Operations Manager. Brian then spent three years with CalPERS where he worked with the Office of Public Affairs and managed the Video and Live Event Communications unit before accepting a position with the Kings.

Brian grew up in the Sacramento area and currently resides in Fair Oaks with his wife Sandy and daughter Nicole.

JEFF RISLEY (RIZZ)

Vice President, Ticket Operations

Entering his 18th season with the Kings, Jeff is responsible for coordinating and overseeing all ticket operations for the Kings at Golden 1 Center and Reno Bighorns at the Reno Events Center in his role as Vice President of Ticket Operations.

Having been in the sports ticket operations and services business for over 30 years, Jeff served as the ticket manager for the Los Angeles Clippers for five years before signing on with the Kings. Prior to that, he was the assistant ticket manager for the San Diego Chargers (NFL) for two seasons and was the ticket manager for the San Diego Sockers (professional indoor soccer) for five years.

Risley, a San Diego native, earned a bachelor's of science degree in marketing from Humboldt State University. He resides in El Dorado Hills with his wife, Kari, daughters, Jordan (22), Josie Frances (20), Ally (19), Lilly (15) and the family dog "Choncho" (9).

MANAGEMENT TEAM

ARAN RUSH

Vice President, Arena Operations

Aran Rush begins his third season with the Kings and currently serves as the Vice President of Arena Operations. In his role, Rush provides direction and leadership over all aspects of facility operations, booking, guest experience, security, box office, event production, engineering and maintenance of Golden 1 Center. Focused on elevating the guest experience in the world's most technologically advanced arena. Golden 1 Center is the first and only professional sporting venue to ever be recognized as LEED Platinum by the US Green Building Council. Golden 1 Center was recognized by industry peers and named the Facility of the Year by the Sports Business Journal.

Prior to joining the Kings Rush served as the VenuWorks executive director for Hartman Arena and previously served as Events & Facilities Executive Director for the City of Sioux City. In his career he served in several roles for SMG including event manager, director of operations, national booking director, assistant general manager, general manager and director general culminating in Mexico City and Acapulco Mexico.

Rush has a bachelor's degree from Central Michigan University in Facility Management, a master's degree from St. Thomas University in Sports Administration and a certificate in executive leadership from Cornell University. He is a graduate of the Oglebay Facility Management School. He and his wife Carmen currently reside in Elk Grove and are proud parents of their son Liam and their daughter Isabella.

DAVE THOMAS

Vice President, Security Operations

David Thomas begins his first full season as the Vice President of Security Operations. In this capacity, he is responsible for the strategic planning, implementation, and innovation, of the security operations within the Kings organization. These include the physical protection of players, coaches, staff, and facilities; the security operations of the Golden 1 Center, and the development of a comprehensive security plan for the upcoming Downtown Commons mixed-use project.

Prior to joining the Kings, Thomas spent 25 years as a Special Agent with the U.S. Secret Service. His experience with the Secret Service includes assignments to the Vice Presidential Protective Division and multiple assignments in various parts of the world. He has conducted protective security advances in almost every state and 25 foreign countries; and has conducted many criminal investigations during his field assignments. His last role in the Secret Service, before joining the Kings organization, was as the Special Agent in Charge of the San Francisco Field Office.

A native of Fredericksburg, Virginia, Thomas graduated with a B.A. in Political Science from Mary Washington College.

COLIN TWOMEY

Vice President, Product Development & Analytics

Colin Twomey begins his fourth season with the Kings and his second season as the vice president of product development and analytics. His team provides data-driven insights that help inform business decisions across every facet of the organization, including ticket sales, partnerships, marketing, and fan engagement. He also helps spearhead special projects exploring new business opportunities for the Kings organization.

Prior to joining the Kings, Twomey spent time at the National Basketball Association (NBA) in the Team Marketing and Business Operations (TMBO) group, an internal consulting group within the league office in New York. Previously, he served as manager of database marketing at Hotwire.com in San Francisco and as a business analyst at McKinsey & Company in Los Angeles. He received a B.A. in Economics from Harvard College, where he graduated with Phi Beta Kappa honors and later received his master of business administration degree from Stanford Graduate School of Business, where he was named a Siebel Scholar.

Twomey and his wife, Jeanna, live in East Sacramento with their two daughters, Zella and Eliza.

ALLISON YEE-GARCIA

Vice President, Product Development & Analytics

Allison Yee-Garcia has been with the Sacramento Kings since 2014 when she started as the Director of Marketing. Yee-Garcia oversees the Marketing and Creative Services departments and drives the development and implementation of brand and revenue generating marketing campaigns for the Kings and Golden 1 Center.

Prior to joining the Kings, Yee-Garcia was the Director of Client Services for 3fold Communications. A Sacramento native, she graduated from the University of California, Irvine with a degree in Political Science. Yee-Garcia and her husband live in Sacramento with their daughter, Althea.

PLAYERS

SACRAMENTO KINGS MEDIA GUIDE

8 BOGDAN BOGDANOVIC

bog-DONE Bog-dan-ovich

POSITION: Guard
HEIGHT/WEIGHT: 6-6/205
YEARS:
BEFORE NBA/COUNTRY: Fenerbahce/SERBIA
BORN: 08/18/92 (Belgrade, Serbia)

PROFESSIONAL STATISTICS

Year-Team	G	MIN	FGM	FGA	PCT	FG3M	FG3A	PCT	FTM	FTA	PCT	OFF	DEF	TOT	AST	PF	DQ	STL	TO	BLK	PTS	RPG	APG	PPG
11-12 KK Par.	16	133	20	40	.500	7	19	.368	6	10	.600	2	19	21	18	16		9	11	2	53	1.3	1.1	3.3
12-13 KK Par.	50	887	121	315	.384	47	151	.311	60	75	.800	21	104	125	69	107		46	60	10	349	1.3	1.1	7.0
13-14 KK Par.	66	1992	334	884	.396	140	415	.337	173	219	.790	42	203	245	247	161		84	166	20	985	3.1	1.7	8.8
14-15 Fen.	65	1724	243	582	.418	113	292	.387	122	156	.782	34	162	196	168	150		56	86	24	842	3.0	2.6	11.1
15-16 Fen.	68	1810	290	633	.458	126	314	.401	136	173	.786	43	193	236	203	170		66	111	21	842	3.5	3.0	12.4
16-17 Fen.	44	1225	226	466	.485	83	221	.376	118	135	.874	24	137	161	173	103		52	107	8	653	3.7	3.9	14.8
TOTALS	**309**	**7771**	**1234**	**2920**	**.423**	**516**	**1412**	**.365**	**615**	**768**	**.800**	**166**	**818**	**984**	**981**	**707**		**313**	**541**	**85**	**3724**	**3.2**	**3.2**	**12.1**

TRANSACTIONS/CAREER NOTES: Selected 27th overall by Phoenix in the 2014 NBA Draft ... then was acquired alongside the 13th and 28th picks (Georgios Papagiannis and Skal Labissiere) and a future second-round choice by Sacramento in exchange for the eighth selection in the 2016 NBA Draft.

INTERNATIONAL EXPERIENCE: Played the previous three seasons (2014-17) in Turkey for Fenerbahce where he led the team to both the Euro and Turkish League Championships in 2016-17 ... Averaged 14.6 ppg (.500 FG%, .430 3pt%, .855 FT%), 3.8 rpg, 3.6 apg and 1.12 spg in 27.9 mpg, in 22 games earning All-Euro League First-Team and Turkish Finals MVP honors ... Bogdanovic spent parts of four seasons (2011-14) with Partizan Belgrade, averaging 14.8 ppg (.401 FG%, .370 3pt%, .754 FT%), 3.7 rpg, 3.7 apg and 1.67 spg en route to 2013-14 Euro League Rising Star accolades ... At 21 years of age, he guided Partizan past rival Red Star Belgrade in the league's championship series in route to posting 30.8 ppg, 4.8 rpg and 4.2 apg during the best-of-five series.

OLYMPICS: A member of the silver-medal winning Serbian national team in the 2016 Rio Olympics, Bogdanovic averaged 12.2 ppg, 3.6 rpg and 2.6 apg in eight contests, including a game-high 18 points (7-11 FG, 3-4 3pt, 1-1 FT) to accompany one rebound, five assists and three steals in a quarterfinal victory over Croatia ... Helped guide Serbia into the Games with averages of 17.8 ppg, 5.2 rpg and 6.0 apg during the 2016 FIBA Qualifying Tournament.

PERSONAL: Son of Dragan and Koviljka Bogdanovic.



15 VINCE CARTER

POSITION: Guard-Forward
HEIGHT/WEIGHT: 6-6/220
YEARS: 20th NBA season

BEFORE NBA/COUNTRY: North Carolina/USA
BORN: 1/26/77 (Daytona Beach, FL)

NBA REGULAR SEASON STATISTICS

Year-Team	G	MIN	FGM	FGA	PCT	FG3M	FG3A	PCT	FTM	FTA	PCT	OFF	DEF	TOT	AST	PF	DQ	STL	TO	BLK	PTS	RPG	APG	PPG
98-99 Tor.	50	1760	345	766	.450	19	66	.288	204	268	.761	94	189	283	149	140	2	55	110	77	913	5.7	3.0	18.3
99-00 Tor.	82	3126	788	1696	.465	95	236	.403	436	551	.791	150	326	476	322	263	2	110	178	92	2107	5.8	3.9	25.7
00-01 Tor. .	75	2979	762	1656	.460	162	397	.408	384	502	.765	176	240	416	291	205	1	114	167	82	2070	5.5	3.9	27.6
01-02 Tor.	60	2385	559	1307	.428	121	313	.387	245	307	.798	138	175	313	239	191	4	94	154	43	1484	5.2	4.0	24.7
02-03 Tor.	43	1471	355	760	.467	45	131	.344	129	160	.806	59	129	188	143	121	2	48	74	41	884	4.4	3.3	20.6
03-04 Tor. .	73	2785	608	1457	.417	93	243	.383	336	417	.806	95	254	349	348	212	1	88	223	65	1645	4.8	4.8	22.5
04-05 Tor-NJ	77	2828	696	1541	.452	127	313	.406	367	460	.798	106	295	401	327	243	0	109	168	48	1886	5.2	4.2	24.5
05-06 NJ	79	2906	653	1518	.430	125	367	.341	480	601	.799	135	327	462	338	235	3	94	213	53	1911	5.8	4.3	24.2
06-07 NJ	82	3126	726	1598	.454	156	437	.357	462	576	.802	114	378	492	393	266	3	82	217	30	2070	6.0	4.8	25.2
07-08 NJ	76	2959	587	1287	.456	98	273	.359	350	429	.816	112	341	453	389	241	1	93	181	33	1622	6.0	5.1	21.3
08-09 NJ	80	2946	588	1345	.437	151	392	.385	335	410	.817	74	336	410	376	234	2	82	166	38	1662	5.1	4.7	20.8
09-10 Orl.	75	2310	434	1015	.428	119	324	.367	257	306	.840	33	260	293	236	189	1	53	106	18	1244	3.9	3.1	16.6
10-11 Orl-Pho	73	2051	389	891	.437	116	321	.361	128	173	.740	54	221	275	146	193	3	67	90	20	1022	12.2	2.2	20.1
11-12 Dal.	61	1542	223	542	.411	74	205	.361	95	115	.826	32	173	205	139	134	0	56	84	25	615	3.4	2.3	10.1
12-13 Dal.	81	2093	372	855	.435	162	399	.406	182	223	.816	58	276	334	194	226	0	74	106	44	1088	4.1	2.4	13.4
13-14 Dal.	81	1973	330	811	.407	146	371	.394	161	196	.821	67	217	284	212	209	0	61	108	35	967	3.5	2.6	11.9
14-15 Mem.	66	1091	135	406	.333	69	232	.297	45	57	.789	27	106	133	79	102	0	43	43	14	384	2.0	1.2	5.8
15-16 Mem.	60	1005	133	343	.388	59	169	.349	70	84	.833	31	115	146	56	101	0	38	35	16	395	2.4	0.9	6.6
16-17 Mem.	73	1799	193	490	.394	112	296	.378	88	115	.765	36	191	227	133	163	1	60	50	36	586	3.1	1.8	8.0
TOTALS	**1347**	**43135**	**8876**	**20284**	**.438**	**2049**	**5485**	**.374**	**4754**	**5950**	**.799**	**1591**	**4549**	**6140**	**4510**	**3668**	**25**	**1421**	**2473**	**810**	**24455**	**4.6**	**3.3**	**18.2**

NBA PLAYOFF STATISTICS

Year-Team	G	MIN	FGM	FGA	PCT	FG3M	FG3A	PCT	FTM	FTA	PCT	OFF	DEF	TOT	AST	PF	DQ	STL	TO	BLK	PTS	RPG	APG	PPG
99-00 Tor.	3	199	15	50	.300	1	10	.100	27	31	.871	9	9	18	19	12	0	3	8	4	58	6.0	6.3	19.3
00-01 Tor.	12	539	122	280	.436	25	61	.410	58	74	.784	37	41	78	56	45	1	20	27	20	327	6.5	4.7	27.3
04-05 NJ	4	179	35	96	.365	6	19	.316	31	36	.861	9	25	34	23	17	0	9	15	0	107	8.5	5.8	26.8
05-06 NJ	11	450	113	244	.463	14	58	.241	86	108	.796	16	61	77	58	34	0	20	26	6	326	7.0	5.3	29.6
06-07 NJ	12	487	93	235	.396	21	54	.389	61	88	.693	17	65	82	64	35	0	11	38	7	268	6.8	5.3	22.3
09-10 Orl .	14	480	74	184	.402	12	51	.235	57	69	.826	9	50	59	32	50	2	12	22	3	217	4.2	2.3	15.5
11-12 Dal.	4	107	12	41	.293	3	10	.300	6	8	.750	5	17	22	1	11	0	5	6	2	33	5.5	0.3	8.3
13-14 Dal.	7	190	31	68	.456	15	31	.484	11	14	.786	7	18	25	17	12	0	3	6	2	88	3.6	2.4	12.6
14-15 Mem.	11	196	27	67	.403	7	28	.250	8	9	.889	13	34	47	11	17	0	7	7	2	69	4.3	1.0	6.3
15-16 Mem.	4	91	15	33	.455	7	10	.700	8	8	1.000	5	10	15	5	9	0	2	3	1	45	3.8	1.3	11.3
16-17 Mem.	6	195	20	42	.476	8	20	.400	7	7	1.000	4	16	20	9	15	0	2	10	0	55	3.3	1.5	9.2
TOTALS	**88**	**3033**	**557**	**1340**	**.416**	**119**	**352**	**.388**	**360**	**452**	**.796**	**131**	**346**	**477**	**295**	**257**	**3**	**94**	**168**	**47**	**257**	**5.4**	**3.4**	**18.1**

CARTER'S CAREER HIGHS

MIN:	63	02/23/01	TOR	@ SAC
FGM:	20	01/14/00	TOR	@ MIL
FGA:	36	01/21/01	TOR	@ PHI
3FGM:	9	12/11/06	NJ	@ MEM
3FGA:	20	12/11/06	NJ	@ MEM
FTM:	23	12/23/05	NJ	@ MEM
FTA:	27	12/30/00	TOR	@ PHO
OREB:	8 (2)	04/12/13	DAL	@ DEN
DREB:	13 (2)	02/07/05	NJ	@ PHI
REB:	16	04/07/07	NJ	@ WAS
AST:	14	01/09/09	GS	@ NO
STL:	6 (5)	02/25/11	PHO	@ TOR
TO:	9 (2)	12/22/07	NJ	@ GS
BLK:	6	03/28/99	TOR	@ CHI
PTS:	51 (2)	12/23/05	NJ	@ MIA

CARTER'S PLAYOFF CAREER HIGHS

MIN:	55	04/28/05	NJ	@ MIA
FGM:	19	05/11/01	TOR	@ PHI
FGA:	37	04/28/05	NJ	@ MIA
3FGM:	9	05/11/01	TOR	@ PHI
3FGA:	13	05/11/01	TOR	@ PHI
FTM:	15	05/08/06	NJ	@ MIA
FTA:	19	05/08/06	NJ	@ MIA
OREB:	5	05/13/01	TOR	@ PHI
DREB:	14	05/02/06	NJ	@ IND
REB:	15	05/02/06	NJ	@ IND
AST:	10 (2)	05/16/07	NJ	@ CLE
STL:	6	04/29/06	NJ	@ IND
TO:	7	04/28/05	NJ	@ MIA
BLK:	4	05/11/01	TOR	@ PHI
PTS:	50	05/11/01	TOR	@ PHI

TRANSACTIONS/CAREER NOTES: An early-entry candidate selected as a junior out of the University of North Carolina by the Golden State Warriors in the first round (5th overall) of the 1998 NBA Draft ... Draft rights traded on draft night with cash considerations to the Toronto Raptors for the draft rights to Antawn Jamison (4th overall) ... Signed a multi-year contract with the Toronto Raptors (1/22/99) ... Signed a multi-year extension with the Toronto Raptors (8/3/01) ... Traded by the Toronto Raptors to the New Jersey Nets for Alonzo Mourning, Aaron Williams, Eric Williams, a 2005 first round draft pick and a 2006 first round draft pick (12/17/04) ... Re-signed with the New Jersey Nets to a multi-year contract (7/13/07) ... Traded by the New Jersey Nets with Ryan Anderson to the Orlando Magic for Rafer Alston, Tony Battie and Courtney Lee (1/25/09) ... Traded by the Orlando Magic with Marcin Gortat, Mickael Pietrus, a 2011 first round draft pick and cash considerations to the Phoenix Suns for Earl Clark, Jason Richardson and

Hedo Turkoglu (12/18/10) ... Waived by the Phoenix Suns (12/9/11) ... Signed a multi-year contract with the Dallas Mavericks (12/12/11) ... Signed a multi-year contract with the Memphis Grizzlies (7/12/14) ... Signed a one-year deal with the Sacramento Kings (7/10/17).

NBA HONORS/AWARDS: An eight-time NBA All-Star (2000-07) who has been voted in as a starter seven times and was the league's leading vote-getter four times... Named to the the 1999-2000 All-NBA Third Team and 2000-01 All-NBA Second Team … Earned NBA Eastern Conference Player of the Month on three occasions in February 2005, December 2005 and April 2007 ... Received Eastern Conference Player of the Week 11 times ... The 1998-99 NBA Rookie of the Year ... Selected to the 1998-99 NBA All-Rookie First Team ... Received NBA Rookie of the Month honors for March 1999 and April 1999 ... Won the Slam Dunk Contest at NBA All-Star Weekend in 2000.

NBA CAREER: Averaging 18.2 ppg (.438 FG%, .374 3pt%, .799 FT%), 4.6 rpg, 3.3 apg, 1.1 spg, 0.6 bpg and 32.0 mpg in 1,347 games (969 starts) in 19 seasons with six teams: Toronto (1998-99—2004-05), New Jersey (2004-05—2008-09), Orlando (2009-10, 2010-11), Phoenix (2010-11), Dallas (2011-12—2013-14) and Memphis (2014-15—2016-17) … … Has 90 career double-doubles and five triple-doubles … Ranks 22nd on the NBA's all-time scoring list with 24,555 career points… Became the 24th player in NBA history to break the 24,000 career points mark … Became the 37th player in NBA history to break the 20,000 career points barrier … Tied for fifth on the NBA's all-time three-point field goals made list with 2,049 three-pointers… Became the fifth player in NBA history to reach 2,000 career three-pointers … Ranks 13th on the NBA's career regular season games played list with 1,347 games … Became the 21st player in NBA history to appear in 1,300 career regular season games … Averaged at least 20 points per game in 10 consecutive seasons (1999-2009).

NBA PLAYOFFS: Averaging 18.8 ppg, 5.6 rpg, 3.5 apg and 1.12 steals in 34.6 minutes in 82 playoff games (60 starts) for Toronto (1999-00, 2000-01), New Jersey (2004-05—2006-07), Orlando (2009-10), Dallas (2011-12, 2013-14) and Memphis (2014-15—2016-17).

2016-17 (Memphis): Averaged 8.0 ppg (.394 FG%, .378 3pt%, .765 FT%), 3.1 rpg, 1.8 apg, 0.8 spg, 0.5 bpg and 24.7 mpg ... As a starter, averaged 9.2 ppg (.446 FG%, .429 3pt%. .947 FT%), 3.3 rpg, 2.1 apg, 0.9 spg, 0.5 bpg and 28.5 mpg in 15 games ... As a reserve, averaged 7.7 ppg (.380 FG%, .363 3pt%, .729 FT%), 3.1 rpg, 1.8 apg, 0.8 spg, 0.5 bpg and 23.7 mpg in 58 games ... Missed a total of nine games… Did not play in one game due to a coach's decision (11/30/16) ... Did not dress in six games due to a right hip flexor strain (12/1-12/10/16) ... Missed one game due to a planned recovery day (2/8/17) ... Missed one game due to rest (4/2/17) ... Scored in double figures 26 times and had four games with at least 20 points … Led the Grizzlies in scoring twice, in assists five times, in steals 16 times, in steals 28 times, in blocks 16 times and in minutes once (all including ties) ... In his 19th NBA season, ranked as the oldest active player in The Association ... One of five players who began their NBA careers in the 1990s to play in 2016-17 (Dirk Nowitzki, Paul Pierce, Jason Terry and Metta World Peace) ... Became the 24th player in NBA history to score 24,000 career points ... Moved to 22nd on the NBA's all-time scoring list after surpassing both Allen Iverson (24,368 poits, 24th all-time) and Ray Allen (24,505 points, 23rd all-time) ... Became the 21st player in NBA history to play in 1,300 regular season games ... Climbed into the top 20 in NBA history for career regular season games and topped Kobe Bryant for 13th all-time by season's end with 1,347 regular season appearances ... Passed Jason Kidd (1,988) for fifth in NBA history for career three-pointers made ... Became the fifth player in NBA history to reach 2,000 three-pointers made, finishing the sesaon with a career total of 2,049 … Made a total of 53 three-pointers after his 40th birthday, an NBA record previously held by John Stockton with 32 ... Became the oldest player at 40 years and 46 days old to knock down five threes in a game during his 24 point performance ... Became the sixth player in NBA history to score 20 points in a game at the age of 40, joining Michael Jordan, Kareem Abdul-Jabbar, John Stockton, Robert Parish and Karl Malone ... Became the first 40-year-old, at the age of 40 years and 46 days old, to score 24-plus points in a game since Michael Jordan had 25 on April 11, 2003 at the age of 40 years and 53 days old ... Became the oldest player in NBA history to score 20 points off the bench when he did so at 39 years and 287 days old eclipsing the previous record held by Michael Jordan (Nov. 26, 2002 at 39 years, 282 days) ... Broke his own record when he scored 20 off the bench at 39 years and 293 days old ... Became the fifth 40-year-old in league history to record four blocks in a game, joining Dikembe Mutombo, Kareem Abdul-Jabbar, Robert Parish and Karl Malone ... Finished the season with 10 dunks, his 18th season with double-digit dunks ... **Top Single Game Performances:** Recorded double-figuring scoring just three games in with an 18 point performance (5-6 FG, 5-6 3pt, 3-4 FT) in a win vs. Washinton (10/30/16) ... Posted 20 points (8-13 FG, 3-7 3pt, 1-2 FT), three boards, five assists and two blocks in a win vs. Denver (11/8/16) ... Totaled 20 points (6-11, 3-5 3pt, 5-6 FT) and seven rebounds in 31 minutes in a win at Utah (11/14/16) ... Notched 14 points, five boards and a season-high six assists in 26 minutes in a win at Denver (2/1/17) ... Blocked a season-high four shots and totaled seven points (3-9 FG, 1-5 3pt, 0-1 FT), six boards and two assists in a win vs. San Antonio (2/6/17) ... In his first start of the season, scored a season-high 24 points (8-8 FG, 6-6 3pt, 2-2 FT) and added five boards and three steals in a win vs. Milwaukee (3/13/17) ... Grabbed a season-high eight rebounds and scored 21 points (5-8 FG, 4-6 3pt, 7-7 FT) in 31 minutes vs. Indiana (3/29/17) ... Tied his season-high eight rebounds just one game later vs. Dallas (3/31/17).

2017 Playoffs: Averaged 9.2 ppg (.476 FG%, 8-20 3pt, 7-7 FT), 3.3 rpg, 1.5 apg, 0.3 spg and 32.5 mpg in six games (Six starts) ... Scored in double-figures four times ... Became the oldest player at 40 years and 91 days to start a postseason game since Dikembe Mutombo (41 years and 312 days) in 2008 ... **Top Single-Game Postseason Performance:** Scored 13 points (5-9 FG, 3-5 3pt) and added three rebounds and two assists in a playoff win vs.

San Antonio (4/22/17) against the Thunder.

2015-16 (Memphis): Averaged 6.6 ppg (.388 FG%, .349 3pt%, .833 FT%), 2.4 rpg, 0.9 apg, 0.6 spg, 0.3 bpg and 16.8 mpg in 60 games (Three starts) in year 18 of his NBA career ... Missed a total of 22 games ... Did not play as a healthy scratch in 18 games due to coach's decision (10/28-10/31/15, 11/3-11/16/15, 12/9-12/18-15, 1/4/16) ... Did not play in two games due to a coach's decision while dealing with a left calf strain (3/12-3/14/16) ... Did not dress in two games due to a left calf strain (3/16/17, 3/17/16) ... Scored 10+ points 16 times ... Led the Grizzlies in scoring twice, in rebounding twice, in assists twice, in steals four times and in blocks nine times (all including ties) ... Surpassed Charles Barkley (23,757 points) for 24th in NBA history on the all-time scoring list and finished the season with 23,969 total regular points scored ... Made the longest shot in the NBA in over nine years when he swished an 83-foot shot ... **Top Single-Game Performances:** Recorded 16 points (4-8 FG, 2-4 3pt, 6-7 FT) and a season-high seven rebounds in a season-high 31 minutes at Toronto (2/21/16) ... Scored a season-high 19 points (7-10 FG, 5-7 3pt), with five 3s in the first half in a win at Los Angeles Lakers (2/26/16) ... Scored 15 points (4-9 FG, 2-4 3pt, 5-6 FT) as four of his made free throws came in the final 13.4 seconds to help guide his team to a win at Cleveland (3/7/16) … Posted 17 points (7-15 FG, 2-4 3pt, 1-1 FT), a season-high four assists, and five boards in a win vs. Chicago (4/5/16) ... Recorded 15 points (6-12 FG, 1-2 3pt, 2-2 FT), and tallied seven rebounds and four assists to match his season-highs vs. Golden State (4/9/16).

2016 Playoffs: Averaged 11.3 ppg (.455 FG%, .700 3pt%, 1.000 FT%), 3.8 rpg, 1.3 apg, 0.5 spg, 0.3 bpg and 22.8 mpg in four games (Four starts) ... Scored in double-figures three times ... **Top Single-Game Postseason Performance:** Scored a 2016 playoff-best 16 points (6-7 FG, 2-3 3pt, 2-2 FT) abd added three rebounds and two assists at San Antonio (4/17/16).

2014-15 (Memphis): Averaged 5.8 ppg (.333 FG, .297 3pt%, .789FT), 2.0 rpg, 1.2 apg, 0.2 spg, 0.7 bpg and 16.5 mpg in 66 games (One start) ... Missed 16 games ... Did not play in two games due to coach's decision (11/8/14, 12/7/14) … Inactive in 13 games due a left foot tendon injury (1/31-2/2/15, 2/6-3/4/15) ... Did not dress in one game due to a left foot tendon injury (2/4/15) ... Scored 10+ points 13 times ... Led the team in steals seven times and blocks once (all including ties) ... Moved into the top 25 in NBA history in career points scored, passing Robert Parish (23,334 points) for 25th on the NBA's all-time points list with a total of 23,574 points scored at the conclusion of the regular season ... Leaped to sixth in NBA history in career three-point field goals made, passing Chauncey Billups (1,830 3pt) and finished the season with a total of 1,878 three-point field goals made ... Became the 34th player in NBA history to play in at least 1,200 regular season games ... Top Single-Game Performances: Scored 16 points (5-12 FG, 4-7 3pt, 2-2 FT) and grabbed four rebounds in a win vs. Golden State (12/16/14) ... Scored a season-high 18 points (6-13 FG, 5-9 3pt, 1-2 FT), setting his season-high for three-pointers made in a season-high 41 minutes during a triple-overtime win at San Antonio (12/17/14), the first triple-overtime victory in Grizzlies' franchise history, regular season or postseason ... Posted 11 points (4-10 FG, 3-7 3pt), four rebounds and three assists in a win at Dallas (3/20/15) ... Recorded 14 points (4-8 FG, 4-6 3pt, 2-2 FT) in a 21-point win at New York (3/23/15).

2015 Playoffs: Averaged 6.3 ppg (.403 FG%, .250 3pt%, .889 FT%), 4.3 rpg, 1.0 apg, 0.6 spg, 0.2 bpg and 17.8 mpg in 11 games (Zero starts) ... Scored 10+ points twice ... **Top Single-Game Postseason Performance:** Recorded a postseason-high 16 points (5-7 FG, 2-3 3pt, 4-5 FT) and added three rebounds and two assists in 26 minutes vs. Golden State (5/15/15) in Game 6 of the Western Conference Semifinals.

2013-14 (Dallas): Averaged 11.9 ppg (.407 FG%, .394 3pt%, .821 FT%), 3.5 rpg, 2.6 apg, 0.8 spg, 0.4 bpg and 24.4 mpg in 81 games (Zero starts) in his 16th year in The Association ... Scored 10+ points 51 times and 20+ points seven times ... Recorded one double-double ... Led the league in three-pointers made off the bench (146) ... Ranked 27th among league leaders in three-point percentage ... Became the 27th player in NBA history to eclipse the 23,000 career points mark ... Advanced from 27th to 25thon the NBA's all-time scoring list to eclipse Elgin Baylor (23,149 points, 27th) and Adrian Dantley (23,177 points, 26th) as he finished the season with 23,190 total career regular season points ... Passed Steve Nash (1,685 3pt, 11th), Dale Ellis (1,719 3pt, 10th), Peja Stojakovic (1,760 3pt, 9th), and Rashard Lewis (1,787 3pt, 8th) to leap to 7thon the NBA's all-time three-point field goals made list ... Made his 1,700th career three-pointer, just the 10th player in NBA history to accomplish that feat ... Knocked down his1800th career triple to become just the seventh player in league history with at least 1,800 three-pointers made as he ended the season with 1,809 ... **Top Single-Game Performances:** Scored 13 points (4-8 FG, 1-5 3pt, 4-6 FT) and five rebounds in 23 minutes on his 37th birthday in a win vs. Detroit (1/26/14) ... Scored 23 points (8-17 FG, 7-12 3pt) to set his season-high in a win at New York (2/24/14) ... Recorded his only double-double of the season with 12 points (4-13 FG, 2-5 3pt, 2-2 FT), 10 rebounds and four assists vs. Brooklyn (3/23/14) ... Matched his season-high points total with a 23 point effort (9-13 FG, 4-5 3pt, 1-2) vs. LA Clippers (3/27/14).

2014 Playoffs: Averaged 12.6 ppg (.456 FG%, .484 3pt%, .786 FT%), 3.6 rpg and 2.4 apg in 27.2 mpg in seven games (Zero starts) ... Scored 10+ points five times and 20+ points once ... T**op Single-Game Postseason Performances:** Scored 11 points (3-8 FG, 1-3 3pt, 4-4 FT) and drained a three-pointer from the corner as time expired to give Dallas a 109-108 victory in Game 3 of the Mavs opening round series vs. San Antonio (4/26/14) ... Recorded a game-high, a playoff-high, and a season-high 28 points (10-16 FG, 7-9 3pt, 1-2 FT) in Game 5 at San Antonio (4/30/14).

2012-13 (Dallas): Averaged 13.4 ppg (.435 FG%, .406 3pt%, .816 FT%), 4.1 rpg,, 2.4 apg, 0.9 spg, 0.5 bpg and 25.8 mpg in 81 games (Three starts) in his 15th NBA season ... Scored 10+ points 59 times and 20+ points 12 times ... Recorded one double-double ... Tied for 27th in three-point percentage among NBA leaders ... Made a team-high 162 three-pointers (15th in the NBA), tying his career high for 3s in a season (2000-01) ... Tied with Oklahoma City's Kevin Martin for the most three-point field goals made off the bench (158) ... Made at least one three-pointer in each of the final 25 games of the season (March 1-April 17, 2013), a career-best streak within a single season ... That was also the longest such streak by a reserve in 2012-13 ... Ranked seventh among reserves in scoring (13.3 points off the bench) ... Over the course of the season, advanced from 17th to 11th on the NBA's all-time three-point field goals made list, Eclipsed Nick Van Exel (1,528 3pt, 17th), Tim Hardaway (1,542 3pt, 16th), Eddie Jones (1,546, 15th), Glen Rice (1,559, 14th) , Jason Richardson (1,577, 13th) and Kobe Bryant (1,637, 12th) as he finished with 1,663 three-point field goals made ... Became the 104th player in NBA history to appear in 1,000 regular season games ... Surpassed Hal Greer (21,586 points, 31st), Larry Bird (21,791 points, 30th), Gary Payton (21,813 points, 29th), and Clyde Drexler (22,195, 29th) to jump to 27th on the NBA's all-time scoring list ... Finished the season with 22,223 points to become just the 28th player in league history to eclipse the 22,000 points mark ... Recorded his 8,000th career field goal to become the 33rd player in league history to make at least 8,000 field goals ... Recorded his 4,000th career assist ... Became one of 15 players in NBA history with at least 22,000 points, 5,000 rebounds and 4,000 assists to join the likes of Kareem Abdul-Jabbar, Karl Malone, Michael Jordan, Kobe Bryant, Wilt Chamberlain, Oscar Robertson, John Havlicek, Alex English, Kevin Garnett, Jerry West, Paul Pierce, Charles Barkley, Ray Allen and Clyde Drexler ... **Top Single-Game Performances:** Recorded a season-high 29 points (10-17 FG, 5-7 3pt, 3-3 FT) as he made a go-ahead three-pointer with 6.5 seconds left in the fourth quarter in a 104-100 win at New Orleans (2/22/13) ... Posted 22 points (9-19 FG, 1-3 3pt, 3-5 FT), 12 boards and seven assists for his only double-double of the season in a win vs. Denver (4/12/13).

2011-12 (Dallas): Averaged 10.1 ppg (.411 FG, .361 3pt%, .826 FT%), 3.4 rpg, 2.3 apg, 0.9 spg, 0.4 bpg and 25.3 mpg in 61 games (40 starts) in his 14th season as an NBA professional ... Scored 10+ points 31 times and 20+ points four times ... Recorded one double-double ... Climbed to 31st on the NBA's all-time scoring list as he passed George Gervin (20,708 points, 35th), David Robinson (20,790 points, 34th), Bob Pettit (20,880 points, 33rd), and Walt Bellamy (20,941 points, 32nd) and for a total of 21,135 points at the end of the season ... Became the 18th player in NBA history with 1,500 career three-point field goals made as he finished the season with 1,501 ... **Top Single-Game Performances:** Posted 18 points (5-15 FG, 3-7 3pt, 5-6 FT) and 12 rebounds for his only double-double of the year at Utah (4/16/12) … Recorded a season-high 23 points (8-18 FG, 1-6 3pt, 6-6 FT) in a win vs. Houston (4/18/12).

2012 Playoffs: Averaged 8.3 ppg (.293 FG%, .300 3pt%, .750 FT), 5.5 rpg, 0,3 apg 1.3 spg, 0.5 bpg and 26.8 mpg in four games (Zero starts) ... Scored in double-figures in one game ... **Top Single-Game Postseason Performance:** Posted 13 points (5-14 FG, 0-2 3pt, 3-4 FT) and seven rebounds at Oklahoma City (4/28/12).

2010-11 (Orlando/Phoenix): Averaged 14.0 ppg (.437 FG%, .361 3pt%, .740 FT%), 3.8 rpg, 2.0 apg, 0.9 spg, 0.3 bpg and 28.1 minutes in his 13th NBA season, split between Orlando and Phoenix ... Scored 10+ points 59 times, 20+ points 15 times and 30+ points twice ... Collected 10+ rebounds in two contests ... Notched five-plus steals in one game ... Recorded two double-doubles ... Traded by Orlando to Phoenix in a six-player deal on Dec. 18, 2010.

2010-11 (Phoenix): Averaged 13.5 ppg (.422 FG%, .366 3pt%, .735 FT%), 3.6 rpg, 1.6 apg, 0.9 spg, 0.3 bpg and 27.2 mpg in 51 games (41 starts) ... **Top Single-Game Performances:** Posted his first double-double with a 29 point (11-20 FG, 5-8 3pt, 2-2 FT) and 10 rebound effort in a win at New York (1/17/11) ... Recorded 12 points (5-17 FG, 1-4 3pt, 1-2 FT) and 10 rebounds for his second and final double-double of the season in a win at Washington (1/21/11) ... Scored a season-high 33 points (11-21 FG, 6-12 3pt, 5-7 FT) and grabbed six boards vs. Oklahoma City (2/4/11) ... Neared his season high with 32 points (13-17 FG, 5-7 3pt, 1-2 FT) and added six rebounds, three assists and three steals in a win vs. Houston (3/8/11).

2010-11 (Orlando): Averaged 15.1 ppg (.470 FG%, .346 3pt%, .747 FT%), 4.1 rpg, 2.9 apg, 0.9 spg, 0.1 bpg and 30.2 mpg in 22 games (22 starts) ... **Top Single-Game Performance:** Scored 25 points (10-15 FG, 2-5 3pt, 3-4 FT) and tallied four rebounds, nine assists, and three steals in a win at Detroit (12/3/10).

2009-10 (Orlando): Averaged 16.6 ppg (.428 FG%, .367 3pt%, .840 FT%), 3.9 rpg, 3.1 apg, 0.7 spg, 0.2 bpg and 30.8 mpg in 75 games (74 starts) in his 12th NBA season ... Scored 10+ points 60 times, 20+ points 25 times, 30+ points twice and 40+ points once ... Recorded one double-double ... Ranked 27th in the NBA in free throw percentage ... **Top Single-Game Performances:** Totaled 17 points (7-15 FG, 2-3 3pt, 1-3 FT), 10 rebounds and seven assists for his only double-double of the year in a win vs. Milwaukee (2/2/10) ... Recorded seven rebounds to go along with a season-high 48 points (19-27 FG, 6-10 3pt, 4-4 FT) in a win vs. New Orleans to become just the fifth player in Magic history to score at least 48 points in a game ... Dished out a season high eight assists and added 24 points (7-11 FG, 3-4 3pt, 7-8 FT) and four rebounds in a win vs. San Antonio (3/17/10).

2010 Playoffs: Averaged 15.5 ppg (.402 FG%, .235 3pt%, .826 FT%), 4.2 rpg, 2.3 apg, 0.9 spg, 0.2 bpg and 34.3 mpg in 14 playoff games (14 starts) ... Scored 10+ points 11 times and 20+ five times ... **Top Single-Game Postseason Performances:** Scored 21 points (7-16 FG, 1-5 3pt, 6-9 FT) and added three rebounds and four assists in a win at Charlotte (4/26/10) to help Orlando sweep the opening round series ... Totaled 24 points

(9-16 FG, 2-5 3pt, 4-4 FT), seven rebounds, two assists, one steal and one block in a win vs. Atlanta (5/6/10) ... Notched 22 points (7-12 FG,4-7 3pt, 4-6 FT), four rebounds and three assists in a Game 4 win at Atlanta (5/10/10) that clinched an Eastern Conference Finals berth for Orlando ... Posted 17 points (6-15 FG, 1-4 3pt, 4-5 FT), seven rebounds and three assists at Boston (5/28/10).

2008-09 (New Jersey): Averaged 20.8 ppg (.437 FG%, .385 3pt%, .817 FT%), 5.1 rpg, 4.7 apg, 1.0 spg, 0.5 bpg and a team-high 36.8 mpg in 80 games (80 starts) in his 11th NBA season ... Scored 10+ points 71 times, 20+ points 44 times, 30+ points 14 times and 40+ points once ... Recorded eight double-doubles and one triple-double ... Ranked 16th in the NBA in scoring, tied for 26th in minutes played and tied for 30th in assists ... **Top Single-Game Performances:** Totaled 39 points (17-28 FG, 3-7 3pt, 2-2 FT), nine rebounds and six assists and sent the game into overtime with a three-pointer after which he converted a game-winning, buzzer-beating reverse alley-oop at Toronto (11/21/08) ... Recorded 18 points (6-18 FG, 5-7 3pt, 1-2 FT), which included a game winning three-pointer from 33 feet out as time expired vs. Atlanta (1/2/09) ... Recorded a near triple-double with 23 points (8-14 FG, 1-4 3pt, 6-6 FT), nine rebounds and a career-high 14 assists at Milwaukee (1/9/09) ... Tied his career high of six steals and added 21 points (8-17 FG, 2-5 3pt, 3-4 FT), five rebounds and four assists vs. Oklahoma City (1/12/09) ... Recorded his only triple-double of the season with 15 points (3-12 FG, 1-3 3pt, 8-10 FT), 10 rebounds, and 12 assists in a win vs. Milwaukee (2/3/09) ... Scored a season-high 41 points (13-26 FG, 5-9 3pt, 10-10 FT) and tallied seven boards, six assists and two steals at LA Clippers (3/15/09).

2007-08 (New Jersey): Averaged 21.3 ppg (.456 FG%, .359 3pt%, .816 FT%), a career-high tying 6.0 rpg, 5.1 apg, 1.2 spg, 0.4 bpg and 38.9 mpg in 76 games (72 starts) in his 10th NBA season ... Scored 10+ points 74 times, 20+ points 40 times and 30+ points 12 times ... Recorded nine double-doubles ... Among the league leaders, tied for 10th in minutes played, 17th in scoring, tied for 21st in assists and tied for 32nd in steals… One of only three players to average more than 20 points, six rebounds and five assists during the season, as he joined the likes of Kobe Bryant and LeBron James ... Scored his 15,000th career point in just 623 games, making him the third-fastest active player at the time to reach that milestone and finished with 16,592 career points by season's end ... **Top Single-Game Performances:** Recorded his first double-double of the year with 23 points (10-26 FG, 2-5 3pt, 1-2 FT) and 12 rebounds while he also tied his career-high of six steals vs. Golden State (12/22/07) ... Totaled 33 points (11-21 FG, 4-5 3pt, 7-9 FT), nine rebounds and seven assists in a win vs. Chicago (2/20/08) ... Scored a season-high 39 points and added 10 boards and eight assists for another double-double in a win vs. Atlanta (3/19/08).

2006-07 (New Jersey): Averaged 25.2 ppg (.454 FG%, .357 3pt%, .802 FT%), a career-high tying 6.0 rpg, 4.8 apg, 1.0 spg, 0.4 bpg and 38.1 mpg as he appeared in all 82 games (82 starts) in his ninth NBA season ... Scored 10+ points 80 times, 20+ points 60 times, 30+ points 25 times and 40+ points six times ... Recorded 13 double-doubles and two triple-doubles … The only Nets player to appear in all 82 games ... Ranked eighth in the NBA in scoring, 17th in minutes played and tied for 28th in assists ... Broke the Nets single season points record, set by him the year before, after he scored 2,070 points during the season to become the only Nets player to date to eclipse the 2,000 points mark ... Named NBA Eastern Conference Player of the Month in April, after he averaged 29.0 ppg (.478 FG%, .407 3pt%, .871 FT), 7.1 rpg, 6.7 apg, 0.9 spg, 0.7 bpg and 39.4 mpg in nine games (Nine starts) ... Named an NBA All-Star for the eighth consecutive season ... **Top Single-Game Performances:** Totaled 37 points (14-30 FG, 9-20 3pt), eight rebounds, five assists and four steals as he set the Nets franchise records for both three-pointers made and three-pointers attempted in a win vs. Memphis (12/11/06) ... Recorded a season-high 46 points (15-25 FG, 4-10 3pt, 12-12 FT) in just 32 minutes and eight seconds of play vs. New Orleans-Oklahoma City (2/21/07) ... Posted a triple-double as he tied his season-high 46 points (16-28 FG, 7-13 3pt, 7-9 FT) and added 16 rebounds and 10 assists vs. Washington (4/7/07) ... Notched his second triple-double of the year with 29 points (7-14 FG, 3-5 3pt, 12-13 FT), 12 rebounds and 10 assists in a win at New York (4/16/07).

2007 Playoffs: Averaged 22.3 ppg (.396 FG%, .389 3pt%, .693 FT%), 6.8 rpg, 5.3 apg, 0.9 spg, 0.6 bpg and 40.6 mpg in 12 playoff games (12 starts) ... Scored in double-figures 12 times, 20+ points eight times and 30+ two times ... Grabbed 10+ rebounds twice ... Dished out 10+ assists in one game ... Recorded two double-doubles ... **Top Single-Game Postseason Performances:** Totaled 19 points (8-24 FG, 1-7 3pt, 2-4 FT), 11 rebounds, five assists and three steals at Toronto (4/24/07) ... Scored 37 points (15-23 FG, 2-4 3pt, 5-6 FT) in a win vs. Toronto (4/27/07) ... Recorded 30 points (10-22 FG, 4-7 3pt, 6-10 FT), five rebounds, two assists and a steal at Toronto (5/1/07) ... Collected a double-double with 21 points (7-23 FG, 1-6 3pt, 6-6 FT), 13 rebounds and six assists at Cleveland (5/6/07) ... Notched 25 points (6-23 FG, 3-6 3pt, 10-14 FT), nine boards and nine assists for a near triple-double vs. Cleveland (5/14/07).

2005-06 (New Jersey): Averaged 24.2 ppg (.430 FG%, .341 3pt%, .799 FT%), 5.8 rpg, 4.3 apg, 1.2 spg, 0.7 bpg and 36.8 mpg in 79 games (79 starts) in his eighth NBA season ... Scored 10+ points 75 times, 20+ points 60 times, 30+ points 16 times, 40+ points five times and 50+ points once ... Recorded eight double-doubles and one triple-double ... Ranked 12th in the NBA in scoring ... Set the Nets franchise record by scoring 1,911 points, which eclipsed Bernard King by two points ... Tied a career-high and set a franchise record with 23 consecutive 20+ point games from Feb. 27-April 12, 2006 ... Named NBA Eastern Conference Player of the Month for December 2005 after he averaged, 28.6 ppg (.469 FG%, .409 3pt%, .867 FT%), 6.6 rpg, 4.9 apg, 1.3

spg, 0.6 bpg and 37.4 mpg in 14 games (14 starts) ... Led the Nets to a 10-4 record in the month of December, which included an eight-game winning streak to end the month ... For the seventh straight season was named an NBA All-Star ... **Top Single-Game Performances:** Recorded a double-double with 38 points (15-21 FG, 3-4 3pt, 5-8 FT), 10 rebounds, six assists, four steals and two blocks in a win at Cleveland (12/9/05) ... Scored a career-high tying 51 points (13-25 FG,2-5 3pt, 23-24 FT) and added eight rebounds and four assists as he set the Nets single game records for free throws made and free throws attempted in a win at Miami (12/23/05) ... Posted his lone triple-double of the season as he totaled 28 points (11-24 FG, 0-4 3pt, 6-7 FT), 13 rebounds and 10 assists on vs. Miami (2/4/06).

2006 Playoffs: Averaged 29.6 ppg (.463 FG%, .241 3pt%, .796 FT%), 7.0 rpg, 5.3 apg, 1.8 spg, 0.5 bpg and 40.9 mpg in 11 playoff games (11 starts) ... Scored 20+ in 11 games, 30+ in five games and 40+ in one game ... Recorded two double-doubles ... **Top Single-Game Performances:** Recorded 34 points (13-24 FG, 1-4 3pt, 7-7 FT), 15 rebounds, seven assists and two steals in a win vs. Indiana (5/2/06) ... Scored 43 (17-34 FG, 3-6 3pt, 6-9 FT) and added six rebounds vs. Miami (5/12/06).

2004-05 (Toronto/New Jersey): Averaged 24.5 ppg (.452 FG%, .406 3pt%, .798 FT%), 5.2 rpg, 4.2 apg, 1.4 spg, 0.6 bpg and 36.7 mpg in 77 games (76 starts) in his seventh NBA season, split between Toronto and New Jersey ... Scored 10+ points 73 times, 20+ points 57 times, 30+ points 24 times and 40+ points five times ... Recorded seven double-doubles ... Ranked eighth in scoring, 17th in three-point field goal percentage and 26th in steals ... Named an NBA All-Star for the sixth time ... Traded by Toronto to New Jersey on Dec. 17, 2004.

2004-05 (Toronto): Averaged 15.9 ppg (.411 FG%, .322 3pt%, .694 FT%), 3.3 rpg, 3.1 apg, 1.3 spg, 0.8 bpg and 30.4 mpg in 20 games (20 starts) for the Raptors ... **Top Single-Game Performance:** Scored 26 points (12-25 FG, 0-1 3pt, 2-4 FT) and added four rebounds, four assists and two steals vs. Washington (11/28/04).

2004-05 (New Jersey): Averaged 27.5 ppg (.462 FG%, .425 3pt%, .817 FT%), 5.9 rpg, 4.7 apg, 1.5 spg, 0.6 bpg and 38.9 mpg in 57 games (56 starts) for the Nets ... Named NBA Eastern Conference Player of the Month for February after he averaged 30.2 ppg (.444 FG%, .455 3pt%, .900 FT%), 6.3 rpg, 3.8 apg, 1.4 spg, 1.2 bpg and 37.8 mpg in 13 games (13 starts) ... Scored his 10,000th career point and finished the season with 10,989 career points ... **Top Single-Game Performances:** Totaled 30 points (11-20 FG, 5-5 3pt, 3-4 FT), eight rebounds and 10 assists for his first double-double of the season in a win at Utah (1/29/05) ... Recorded 43 points (14-32 FG, 7-16 3pt, 8-9 FT) for yet another season and tallied 14 boards, five dimes and three blocks in a win vs. Philadelphia (2/7/05) ... Scored a season-high 45 points (18-32 FG, 7-9 3pt, 2-3 FT) to go along with seven rebounds, three assists and four steals in 36 minutes played in a win vs. Boston (4/9/05).

2005 Playoffs: Averaged 26.8 ppg (.365 FG%, .316 3pt%, .861 FT%), 8.5 rpg, 5.8 apg, 2.3 spg and 44.8 mpg in four games (Four starts) in New Jersey's opening round playoff series against Miami ... Scored 20 or more points four times and 30+ once ... Grabbed 10+ rebounds in two games ... Dished out 10+ assists in one game ... Recorded three double-doubles ... **Top Single-Game Postseason Performances:** Posted 27 points (8-21 FG, 3-5 3pt, 8-9 FT), 10 rebounds and eight assists at Miami (4/24/05) ... Totaled 36 points (15-37 FG, 2-9 3pt, 4-6 FT), 10 assists, nine rebounds and three steals vs. Miami (4/28/05).

2003-04 (Toronto): Averaged 22.5 ppg (.417 FG, .383 3pt%, .806 FT%), 4.8 rpg, 4.8 apg, 1.2 spg, 0.9 bpg and 38.2 mpg in 73 games (73 starts) in his sixth professional season ... Scored 10+ points 70 times, 20+ points 45 times, 30+ points 17 times and 40+ points three times ... Recorded seven double-doubles ... Ranked seventh in the NBA in scoring, tied for 17th in minutes played and 26th in assists ... For the fifth season in a row was named an NBA All-Star and for the fourth time in five years was the leading vote-getter ... **Top Single-Game Performances:** Scored 39 points (15-30 FG, 0-3 3pt, 9-10 FT) and grabbed five rebounds in the season opener in a win vs. New Jersey (10/29/03) ... For the third year in a row, posted a season-high 43 points (18-28 FG, 2-2 3pt, 5-6 FT) and pulled down five boards in a win at Atlanta (11/26/03) ... Fell one point shy of his season-high with 42 points (13-20 FG, 4-5 3pt, 12-13 FT) and dished out 12 assists to record a double-double at New Orleans (3/21/04) ... Recorded 40 points (13-28 FG, 5-9 3pt, 9-13 FT), eight rebounds and five assists at New York (3/26/04).

2002-03 (Toronto): Averaged 20.6 ppg (.467 FG%, .344 3pt%, .806 FT%), 4.4 rpg, 3.3 apg, 1.6 spg, 0.7 bpg and 34.2 mpg in 43 games (42 starts) in his fifth season in the NBA ... Missed 39 games due to three separate stints on the injured list ... Scored 10+ points 42 times, 20+ points 24 times, 30+ points twice and 40+ points once ... Recorded two double-doubles ... Named an NBA All-Star for the fourth consecutive season and voted as a NBA All-Star starter by fans and deferred his starting assignment to Michael Jordan during team warm-ups ... Passed Doug Christie franchise record of 10,916 minutes played of as Toronto's all-time leader in minutes played as he finished the season with 11,721 minutes played in a Raptors uniform ... **Top Single-Game Performances:** Recorded his first double-double of the season with 20 points (9-20 FG, 1-4 3pt, 1-2 FT), 10 rebounds and five assists in a win vs. Chicago (12/6/02) ... Posted 19 points (7-15 FG, 0-1 3pt, 5-6 FT), four rebounds, seven assists and two steals in 36 minutes of play as he became Toronto's all-time leader in minutes played at Chicago (2/26/03) ... Totaled 24 points (10-17 FG, 4-4 FT) and tied a career-high with six steals at Washington (3/4/03) ... Notched a season-high 43 points (16-24 FG, 5-8 3pt, 6-8 FT) for the second consecutive season in a win at Atlanta (3/8/03).

2001-02 (Toronto): Averaged 24.7 ppg (.428 FG%, .387 3pt%, .798 FT%), 5.2 rpg, 4.0 apg, 1.6 spg, 0.7 bpg and

39.8 mpg in 60 games (60 starts) in his fourth NBA season ... Missed the final 14 games of the season due to arthroscopic surgery on his left knee ... Scored 10+ points 59 times, 20+ points 43 times, 30+ points 14 times and 40+ points four times ... Recorded five double-doubles ... Ranked seventh in the NBA in scoring and 11th in minutes played ... Named an NBA All-Star for the third year in a row and while once again being the league's leading vote-getter ... Did not play in the All-Star game due to injury ... **Top Single-Game Performances:** Recorded a season-high 43 points (14-32 FG, 8-14 3pt, 7-7 FT) and added five rebounds, four assists and three steals in a 21-point win at Utah (11/10/01).

2000-01 (Toronto): Averaged a career-high 27.6 ppg (.460 FG%, .408 3pt%, .765 FT%), 5.5 rpg, 3.9 apg, 1.5 spg, 1.1 bpg and 39.7 mpg in 75 games (75 starts) in his third NBA season ... Scored 10+ points 73 times, 20+ points 67 times, 30+ points 30 times and 40+ points four times ... Recorded 10 double-doubles ... Ranked fifth in the NBA in scoring ... Won the Slam Dunk Contest at NBA All-Star ... Ranked fifth in the NBA in scoring ... Named an NBA All-Star and was the leading vote-getter for the second consecutive season ... **Top Single-Game Performances:** Recorded a season-high 48 points (14-31 FG, 3-7 3pt, 17-18 FT) and totaled 10 rebounds, four assists, three steals and two blocks for his first double-double of the season vs. Milwaukee (11/18/00) ... Scored 46 points (11-26 FG, 2-7 3pt, 22-27 FT) as he set a career-high in free throw attempts at Phoenix (12/30/00).

2001 Playoffs: Averaged 27.3 ppg (.436 FG%, .410 3pt%, .784 FT%), 6.5 rpg, 4.7 apg, 1.7 spg, 1.7 bpg and 44.9 mpg in 12 playoff games (12 starts) ... Helped lead Toronto to its first ever playoff series victory, defeating New York (3-2) in the first round, after he averaged 22.8 ppg (.376 FG%, .375 3pt%, .722 FT%), 7.2 rpg, 3.4 apg, 1.4 spg, 1.2 bpg and 45.4 mpg in five games (Five starts) ... Took the eventual Eastern Conference Champion Philadelphia 76ers to seven games ... **Top Single-Game Performance:** Scored a playoff career-high 50 points (19-29 FG, 9-13 3pt, 3-3 FT) and recorded six assists, seven boards and four blocks in a Game 3 win during the Eastern Conference Semifinals vs. Philadelphia (5/11/01.

1999-2000 (Toronto): Selected to the 1999-2000 All-NBA Third Team after he averaged 25.7 ppg (.465 FG%, .403 3pt%, .791 FT%), 5.8 rpg, 3.9 apg, 1.3 spg, 1.1 bpg and 38.1 mpg in 82 games (82 starts) in his second NBA season ... Scored in double figures in all 82 games played ... Scored 20+ points 63 times, 30+ points 25 times, 40+ points twice and 50+ points once ... Recorded nine double-doubles and one triple-double ... Set the Raptors' single-season record with 2,107 points, which still withstands to this day ... Ranked fourth in the NBA in scoring, 17th in three-point field goal percentage and 18th in minutes played ... Led all players in scoring for December (27.4 ppg) and February (29.8 ppg) ... Selected to the NBA-All Star game for the first time and was the league's leading vote-getter ... Finished 10th in the voting for the NBA's Most Valuable Player ... Hit three last-second shots during the month of March, including a three-pointer at Boston (3/1/00), another three-pointer on at LA Clippers (1/8/00) and a driving dunk vs. Houston (1/19/00) ... **Top Single Game-Performances:** Scored a career-high tying 51 points (17-32 FG, 4-8 3pt, 13-13 FT) and added nine rebounds and three steals in a win vs. Phoenix (2/27/00) ... Recorded his first career triple-double with 31 points (13-19 FG, 1-3 3pt, 4-6 FT), 11 rebounds and 10 assists in a win vs. Cleveland (4/10/00).

2000 Playoffs: Averaged 19.3 ppg (.300 FG%, .100 3pt%, .871 FT%), 6.0 rpg, 6.3 apg, 1.0 spg, 1.3 bpg and 39.7 mpg in three playoff games (Three starts) ... **Top Single-Game Performance:** Collected 27 points (7-13 FG, 0-3 3pt, 13-16 FT), seven rebounds and five assists at New York (4/26/00).

1998-99 (Toronto): A unanimous selection to the NBA All-Rookie First Team and named the 1998-99 NBA Rookie of the Year after he averaged 18.3 ppg (.450 FG%, .288 3pt%, .761 FT%), 5.7 rpg, 3.0 apg, 1.1 spg, 1.5 bpg and 35.2 mpg in 50 games (49 starts) ... Scored 10+ points 43 times, 20+ points 23 times and 30+ points three times ... Recorded six double-double ... Placed 21st in scoring ... Ranked 16th in the NBA in blocked shots and led all guards in the category ... Led all rookies in scoring and blocks ... Ranked fourth in rebounding, third in assists, sixth in field goal percentage, ninth in three-point field goal percentage, eighth in free throw percentage, fifth in steals and tied for second in minutes played ... The only rookie in the league to lead his team in scoring ... Named NBA Rookie of the Month for March after he averaged 18.4 ppg (.454 FG%, .261 3pt%, .775 FT%), 6.0 rpg, 2.5 apg, 0.9 spg, 1.4 bpg and 35.3 mpg in 17 games (17 starts) ... Awarded NBA Rookie of the Month for April after he averaged 20.6 ppg (.432 FG%, .304 3pt%, .765 FT%), 5.9 rpg, 4.2 apg, 1.2 spg, 1.6 bpg and 36.7 mpg in 18 games (17 starts) ... Received 113 of the 118 votes (.958), the third-most decisive margin of the 90's in the Rookie of the Year voting behind Tim Duncan (113 out of 116, .974%) and Shaquille O'Neal (96 out of 98, .980%).

COLLEGE (North Carolina 1995-98): Averaged 12.3 ppg (.547 FG%, .368 3pt%, .705 FT%), 4.5 rpg, 1.9 apg, 1.1 spg, 0.8 bpg and 23.0 mpg in 103 games in three seasons at the University of North Carolina ... Helped UNC to two NCAA Final Four appearances (1997, 1998) ... As a junior, named a consensus Second Team All-American after he averaged 15.6 ppg (.591 FG%, .411 3pt%, .680 FT%), 5.1 rpg, 1.9 apg, 1.2 spg, 0.9 bpg in 38 games as a junior ... Led the Tarheels to a second consecutive NCAA Final Four appearance ... Led the ACC in field goal percentage and games played ... As a sophomore, averaged 13.0 ppg (.525 FG%, .336 3pt%, .750 FT%), 4.5 rpg, 2.4 apg, 1.4 spg, 0.8 bpg and 27.6 mpg in 34 games ... Helped guide UNC to the NCAA Final Four in head coach Dean Smith's final season ... As a freshman, averaged 7.5 ppg (.492 FG%, .345 3pt%, .689 FT%), 3.8 rpg, 1.3 apg, 0.6 spg, 0.6 bpg and 17.9 mpg in 31 games

PERSONAL: Born Jan. 26, 1977 in Daytona Beach, Fla… Full name is Vincent Lamar Carter… Has one daughter, Kai, born on June 1, 2005 ... Cousin of former NBA All-Star Tracy McGrady… Named one of The Sporting News' "Good Guys in Sports" in 2004 for his off court activities ... Received the NBA Community Assist Award in July 2005 ... Unveiled a new, pro-sized basketball court funded by his foundation in Toronto's Dixon Park on July 9, 2003 ... Donated $2.5 million to finance the building of a new gym at his alma mater, Mainland High School in Daytona Beach (named Vince Carter Athletic Center), on Sept. 16, 2002 ... Established the Embassy of Hope Foundation to support causes for children in Florida and Ontario, Canada ... Launched vincecarter15.com in February 2002 ... Received his degree in African-American studies from the University of North Carolina on May 20, 2001... Played host to the Vince Carter Celebrity All-Star Game at Air Canada Centre for four years, raising thousands of dollars for his foundation and drawing consecutive sellout crowds of 19,800 – the largest crowds ever for an NBA-sanctioned charity game ... Named a Goodwill Ambassador by Big Brothers/Big Sisters of America ... Selected to the Parade All-American First Team and USA Today All-USA First Team and named Florida Mr. Basketball as a Mainland High School senior in 1995... Was a drum major in his high school band and played saxophone and baritone ... Received a music scholarship to Bethune-Cookman College.

00 WILLIE CAULEY-STEIN

POSITION: Center
HEIGHT/WEIGHT: 7-0/240
YEARS: 3rd NBA season

BEFORE NBA/COUNTRY: Kentucky/USA
HIGH SCHOOL: Olathe Northwest HS (Olathe, KS)
BORN: 9/18/93 (Spearville, KS)

NBA REGULAR SEASON STATISTICS

Year-Team	G	MIN	FGM	FGA	PCT	FG3M	FG3A	PCT	FTM	FTA	PCT	OFF	DEF	TOT	AST	PF	DQ	STL	TO	BLK	PTS	RPG	APG	PPG
15-16 Sac.	66	1412	191	339	.563	0	2	.000	81	125	.648	134	218	352	37	146	1	47	46	66	463	5.3	0.6	7.0
16-17 Sac.	75	1421	255	481	.530	0	2	.000	101	151	.669	85	254	339	80	147	1	53	69	44	611	4.5	1.1	8.1
TOTALS	**141**	**2833**	**446**	**820**	**.563**	**0**	**4**	**.000**	**182**	**276**	**.659**	**219**	**472**	**691**	**117**	**293**	**2**	**100**	**115**	**110**	**1074**	**4.9**	**0.8**	**7.6**

TRANSACTIONS/CAREER NOTES: An early entry candidate, selected by Sacramento Kings as a junior out of Kentucky in the first round (6th overall) of the 2015 NBA Draft ... Signed to a multi-year contract by the Kings (7/16/15).

NBA HONORS/AWARDS: Named to 2015-16 NBA All-Rookie Second Team.

CAULEY-STEIN'S CAREER HIGHS

MIN:	39 (2)	04/11/16	SAC	@	PHX
FGM:	14	03/23/17	DEN	@	SAC
FGA:	22	03/23/17	DEN	@	SAC
3FGM:	N/A				
3FGA:	2	03/25/16	PHX	@	SAC
FTM:	5	03/27/16	DAL	@	SAC
FTA:	6 (4)	03/25/16	PHX	@	SAC
OREB:	6	03/28/16	SAC	@	POR
DREB:	13	03/26/17	SAC	@	LAC
REB:	16	04/04/17	DAL	@	SAC
AST:	6	04/12/17	SAC	@	LAC
STL:	3 (6)	04/04/17	DAL	@	SAC
TO:	3 (5)	04/11/16	SAC	@	PHX
BLK:	4	01/26/16	SAC	@	POR
PTS:	29	03/23/17	DEN	@	SAC

NBA CAREER: Averaging 7.6 ppg (.563 FG%, 0-4 3pt, .659 FT%), 4.9 rpg, 0.8 apg, 0.7 spg, 0.8 bpg and 20.1 mpg in 141 career NBA games (60 starts) in two seasons with one team: Sacramento (2015-16, 2016-17).

2016-17 (Sacramento): Averaged 8.1 ppg (.530 FG%, 0-2 3pt, .669 FT%), 4.5 rpg, 1.1 apg, 0.6 bpg and 18.9 mpg in 75 games (started 21) ... Missed seven games ... Did not play in seven games due to a coach's decision (11/1, 11/6, 11/23-1/25/16, 1/6,1/8, 1/10/17) **...** Finished with a team-high eight double-doubles on the season ... Led the team in scoring in five games, rebounding in 12 games and assists in two games ... Scored in double-figures 28 times and 20 or more points in two games ... Collected 10+ rebounds 10 times and 20+ rebounds once ... Set nine single-game career-highs this season, all after the All-Star break ... As a starter, averaged 13.1 ppg (.505 FG%, .696 FT%), 8.8 rpg, 2.5 apg, 0.8 bpg, 1.1 spg and 31.1 mpg in 21 games ... As a reserve, averaged 6.2 ppg (.551 FG%, 0-2 3pt, .639 FT%) 2.9 rpg, 0.5 apg, 0.5 bpg, 0.5 spg and 14.2 mpg in 54 games ... After the All-Star break, averaged 12.9 ppg, (.540FG%, .716 FT%), 8.2 rpg, 2.2 apg, 30.9 mpg over 25 games (21 starts) ... **Top Single-Game Performances:** Scored a game and career-high 29 points with career-highs of 14 made baskets on 22 attempts and grabbed 10 rebounds to record his first double-double of the season vs. Denver (2/23/17) ... Scored 18 points (5-11 FG, 8-10 FT) to set career-highs in free-throws made and attempts and added four rebounds and five assists at San Antonio (3/19/17) ... Posted his second double-double of the season with 20 points and 13 rebounds while playing a career-high 42 minutes in a OT loss vs. Washington (3/10/17) ... Notched his third double-double of the year with 14 points and 11 rebounds while setting career-highs in blocks and steals with four respectively in a win at Phoenix (3/15/17) ... Blocked four shots to tie his career and season-high and posted 10 points (5-10 FG, 0-1 FT), eight boards and two assists vs. Milwaukee (3/22/17) ... Totaled eight points (4-6 FG), a career-high 13 defensive boards, 14 total, two steals and one block at LA Clippers (3/26/17) ... Collected a career-high 16 total rebounds and added 12 points (6-12 FG) for his sixth double-double of the year vs. Dallas (4/4/17)... Dished out a career-high six assists and tallied 19 points (9-18 FG, 1-1 FT) and 14 rebounds for his eighth double-double of the season at LA Clippers (4/12/17).

2015-16 (Sacramento): Named to NBA All-Rookie Second Team after averaging 7.0 ppg (.563 FG%, 0-2 3pt, .648 FT%), 5.3 rpg, 0.6 apg, 1.00 bpg and 21.4 mpg in 66 games (39 starts) ... Missed 12 games (12/5-12/3015) due to right index finger open dislocation suffered in the fourth quarter vs. Boston in Mexico City (12/3/15) ... As a starter, averaged 7.1 ppg (.556 FG%, .671 FT%), 6.1 rpg, 0.7 apg, 1.2 bpg, 24.1 mpg in 39 games ... As a reserve, averaged 7.0 ppg (.574 FG%, .605 FT%), 4.2 rpg, 0.4 apg, 0.7 bpg, 17.4 mpg in 27 games ... Missed two games (1/5/16, 1/7/16) due to right middle finger laceration - needed three stitches after suffering injury at Oklahoma City (1/4/16 ... Missed two games (3/18/16, 3/20/16) due to flu-like symptoms ... Scored in double-figures in 20 games and 20 or more points in two games ... Grabbed 10 or more rebounds in five games ... Recorded three double-doubles ... Led team in scoring in one game and rebounds in five ... **Top Single-Game Performances:** Recorded 17 points (7-8 FG, 3-5 FT), nine rebounds, one assist, one steal and three blocks in 30 minutes in first career start and second NBA game vs. L.A. Lakers (10/31/15) ... Tallied first career double-double with 12 points (5-8 FG, 2-4 FT) and 10 rebounds to go along with one assist, two steals and two blocks in 29 minutes in a win at L.A. Lakers (1/20/16) ... Scored a career-high 26 points (11-19 FG, 0-2 3pt, 4-6 FT) and recorded six rebounds, three steals and two blocks in 29 minutes vs. Phoenix (3/25/16) ... Tallied game-high 21 points (8-11 FG, 5-5 FT), seven rebounds, two assists in 28 minutes off the bench in win vs. Dallas (3/27/16) .... Became first Kings rookie to score 20 or more points in two straight games off the bench since Walt Williams had three straight 20-point games during the 1992-93 season ... Recorded third double-double of the season with 13 points (6-12

FG, 1-2 FT) and game-high and career-high 14 rebounds and tallied two assists and one steal in 33 minutes off the bench at Portland (3/28/16).

COLLEGE (Kentucky 2012-2015): Earned Consensus First Team All-American and Southeastern Conference Defensive Player of the Year honors as a junior in 2014-15 ... Finished his Wildcat career as the only player in school history to record at least 500 rebounds, 200 blocks and 100 steals ... Ranks second all-time in the UK record books with 233 blocked shots ... As a Wildcat, averaged 8.0 ppg, 6.2 rpg, 2.2 bpg in 105 career games (started 70) in three seasons ... Averaged 8.9 ppg (.572 FG%, .617 FT%), 6.4 rpg and 1.8 bpg in 39 contests for the Wildcats in 2014-15 ... Other honors include: 2015 NABC National Defensive Player of the Year, 2015 NBC Sports National Defensive Player of the Year, 2015 AP All-America First Team, 2015 USBWA All-America First Team, 2015 NABC All-America First Team, 2015 Rupp Award All-America, 2015 Sporting News All-America First Team, 2015 USA Today All-America First Team, 2015 NCAA Tournament Midwest Region All-Tournament Team, 2015 SEC Tournament MVP, 2015 SEC All-Tournament Team, 2015 All-SEC First Team ... Helped Kentucky, the 2014-15 SEC regular-season and tournament champion, to become the first Division I team to reach the Final Four with an undefeated record (39-0) since UNLV in 1991.

ETC: Seventh consecutive NBA Draft the Kings selected an early entry candidate ... Only the second time a Kentucky player has been drafted by the Kings in the first round (2010, DeMarcus Cousins) ... In franchise history, the Kings have selected 10 players out of the University of Kentucky, the first being Bill Evans, selected in the fifth round of the 1955 NBA Draft ...

JACK COOLEY

POSITION: Forward
HEIGHT/WEIGHT: 6-10/274
YEARS: 2nd NBA season

BEFORE NBA/COUNTRY: Notre Dame/USA
HIGH SCHOOL: Glenbrook South HS (Glenbrook, IL)
BORN: 4/4/91 (Evanston, IL)

NBA REGULAR SEASON STATISTICS

Year-Team	G	MIN	FGM	FGA	PCT	FG3M	FG3A	PCT	FTM	FTA	PCT	OFF	DEF	TOT	AST	PF	DQ	STL	TO	BLK	PTS	RPG	APG	PPG
14-15 Utah	16	87	9	22	.409	0	0	---	9	21	.429	10	15	25	1	23	0	6	3	3	27	1.6	0.1	1.7
TOTALS	**16**	**87**	**9**	**22**	**.409**	**0**	**0**	**---**	**9**	**21**	**.429**	**10**	**15**	**25**	**1**	**23**	**0**	**6**	**3**	**3**	**27**	**1.6**	**0.1**	**1.7**

COOLEY'S CAREER HIGHS

MIN:	17	04/15/15	UTA	@	HOU
FGM:	3	04/15/15	UTA	@	HOU
FGA:	7	04/15/15	UTA	@	HOU
3FGM:	N/A				
3FGA:	N/A				
FTM:	4	04/13/15	DAL	@	UTA
FTA:	10	04/13/15	DAL	@	UTA
OREB:	3	04/15/15	UTA	@	HOU
DREB:	3(3)	04/15/15	UTA	@	HOU
REB:	6	04/15/15	UTA	@	HOU
AST:	1	04/11/15	UTA	@	POR
STL:	2	03/19/15	UTA	@	LAL
TO:	1(3)	04/13/15	DAL	@	UTA
BLK:	1(3)	04/15/15	UTA	@	HOU
PTS:	8	04/15/15	UTA	@	HOU

TRANSACTIONS/CAREER NOTES: Undrafted in the 2013 NBA Draft … Signed by the Utah Jazz as a free agent (08/19/14) ... Waived by the Jazz (10/22/14) ... Signed a 10-day Contract with the Utah Jazz (02/24/15) ... Signed a second 10-day Contract with the Utah Jazz (03/16/15) ... Signed a multiyear contract with the Utah Jazz (03/26/15) ... Waived by the Utah Jazz (10/13/15) ... Signed by the Cleveland Cavaliers (10/17/15) ... Waived by the Cleveland Cavaliers (10/23/15) ... Signed a two-way contract with the Sacramento Kings (07/29/17).

NBA CAREER: Appeared in 16 games with the Utah Jazz during the 2014-15 season ... Averaged 1.7 ppg (.409 FG%, .429 FT%), 1.6 rpg, and 5.4 mpg.

2014-15 (UTAH): Shot 2-of-2 from the field in two minutes in his second NBA appearance at Denver (02/27/15) ... In 17 minutes, shot a career-high 3-of-7 from the field for a career-high eight points to go along with a career-high six rebounds at Houston (04/15/15).

Las Vegas Summer League (2017): Averaged 9.2 ppg (.640 FG%, 1-1 3PT%, .619 FT%), 6.6 rpg, 0.6 bpg, 1.0 spg, and 17.8 mpg in five appearances for the Sacramento Kings.

COLLEGE (NOTRE DAME 2009-2013): Appeared in 123 games (66 starts) in four years at Notre Dame (2009-13) … Averaged 8.3 ppg on 60.1 percent shooting, 6.4 rpg and 0.9 bpg in 19.8 mpg … Scored in double-figures 52 times and tallied 32 double-doubles during his time at Notre Dame … 2012-13: Appeared and started in 35 games … Averaged a career-high 13.1 ppg, a career-best 10.1 rpg and 1.2 bpg in 29.3 mpg … Led the team with 41 total blocked shots … Led Notre Dame in rebounding 27 times and scoring 13 times … Led the Big East in double-doubles and ranked fourth nationally (19) … Scored in double figures in a career-high 14 straight games during non-conference and Big East play … Was named to the All-Big East First Team …2011-12: Played in 33 games (31 starts) … Averaged a team-high 12.5 ppg on 62.5 percent shooting, a team-high 8.9 rpg a career-high 1.6 bpg in 28.7 mpg … Led the team in double-doubles (13) … Scored in double-digits on 19 occasions … Tallied 20 or more points on six occasions … Grabbed at least 10 rebounds 15 times … Led the team in blocked shots (24) … Led the team in rebounding 22 times and scoring 10 times … Earned 2012 All-Big East Second Team accolades and was named the 2012 Big East Most Improved Player ... 2010-11: Appeared in 34 games averaged 3.7 ppg and 3.1 rpg in 10.3 mpg … Shot a team best 65.5 percent from the field … Scored in double-figures six times … Recorded 18 total blocked shots … 2009-10: Saw action in 21 games … Averaged 1.0 ppg and 1.8 rpg in 5.3 mpg.

5 De'AARON FOX

POSITION: Guard
HEIGHT/WEIGHT: 6-3/175
YEARS: 1st NBA season

COLLEGE/COUNTRY: Kentucky/USA
HIGH SCHOOL: Cypress Hills HS (Cypress Hills, TX)
BORN: 12/20/97 (New Orleans, LA)

COLLEGE STATISTICS

Year-Team	G	MPG	FGM	FGA	PCT	FG3M	FG3A	PCT	FTM	FTA	PCT	RPG	APG	SPG	BPG	PTS	PPG
16-17 Kentucky	36	29.6	214	447	.479	17	69	.246	156	212	.736	4.0	4.6	1.5	0.2	601	16.7
TOTALS	**36**	**29.6**	**214**	**447**	**.479**	**17**	**69**	**.246**	**156**	**212**	**.736**	**4.0**	**4.6**	**1.5**	**0.2**	**601**	**16.7**

TRANSACTIONS/CAREER NOTES: An early entry candidate, selected in the first round (5th overall) of the 2017 NBA Draft by the Sacramento Kings after his lone season at the University of Kentucky ... Signed to a multi-year contract with the Kings (7/7/17).

KINGS: Ninth consecutive NBA Draft the Kings selected an early entry candidate ... Highest drafted player by the Kings since 2012 (Thomas Robinson, 5th overall) ... Represents the Wildcats as their highest drafted player by the Sacramento Kings along with DeMarcus Cousins ... Marks the fourth time a Kentucky player has been drafted by the Kings in the first round (2010-Cousins, 2015-Willie Cauley-Stein, 2016-Skal Labissiere) … Became the highest drafted point guard by the Kings since 2009 (Tyreke Evans, 4th overall) ... In franchise history, the Kings have selected nine other players out of the University of Kentucky, the first being Bill Evans, selected in the fifth round of the 1955 NBA Draft.

Las Vegas Summer League (2017): Averaged 11.8 ppg (.444 FG%), 2.3 rpg, 3.0 apg, 2.3 spg, 0.3 bpg and 21.3 mpg in four games played during the annual Las Vegas Summer League.

COLLEGE (Kentucky 2016-17): As a freshman, averaged 16.7 ppg (.479 FG%, .246 3pt%, .736 FT%), 4.6 apg, 4.0 rpg, 1.5 spg and 29.6 mpg in 36 games (34 starts) in his lone season with the 2016-17 Kentucky Wildcats … His assist average paced the SEC and was 11th best among freshmen nationally ... Named Third Team All-American by CBS Sports, USA Today, and ESPN, while receiving Honorable Mention by the AP ... Chosen All-SEC First Team and SEC All-Freshman Team by the AP and coaches ... Awarded MVP Honors for the SEC Tournament after averaging 22.0 ppg (.618 FG%, 3-5 3pt, .700 FT%), 2.7 apg, and 3.7 rebounds en route to UK's third consecutive crowning as 2017 SEC Tournament champions ... A NCAA Tournament All-South Region Team selection after he averaged 21.3 ppg (.500 FG%, .286 3pt%, .778 FT%) during Kentucky's Elite Eight run ... Set a school record for most assists in a college debut with 12 assists to go along with 12 points for his first double-double vs. Stephen F. Austin State (11/16/16) ... Posted the second triple-double in UK history after he recorded 14 points, 11 rebounds and 10 assists vs. Arizona State (11/28/16) ... Totaled 20 points and nine assists vs. UCLA (12/3/16) ... Notched his third double-double of the season with 24 points and 10 assists vs. North Carolina (12/17/16) ... Recorded 14 points in the final 4:36 of regulation, 16 total, in a win at Georgia (2/18/17) ... Scored 28 points in the SEC tournament seminfinals, the most by a UK freshman in SEC Tournament history, including nine straight points and 12 of the team's final 17 vs. Alabama (3/11/17) ... In the Sweet 16 scored a career-high 39 points, the most scored by a freshman in a NCAA tournament game as well as a 2017 tournament-high in a rematch vs. UCLA (3/24/17).

PERSONAL: Mother, Lorraine Harris-Fox, played basketball at Arkansas-Little Rock from 1986-88.

20 HARRY GILES

POSITION: Forward
HEIGHT/WEIGHT: 6-10/240
YEARS: 1st NBA season

COLLEGE/COUNTRY: Kentucky/USA
HIGH SCHOOL:
BORN: 4/22/98 (Winston Salem, NC)

COLLEGE STATISTICS

Year-Team	G	MPG	FGM	FGA	PCT	FG3M	FG3A	PCT	FTM	FTA	PCT	RPG	APG	SPG	BPG	PTS	PPG
16-17 Duke	26	11.5	45	78	.577	0	0	.000	12	24	.500	3.8	0.3	0.3	0.7	102	3.9
TOTALS	**26**	**11.5**	**45**	**78**	**.577**	**0**	**0**	**.000**	**12**	**24**	**.500**	**3.8**	**0.3**	**0.3**	**0.7**	**102**	**3.9**

TRANSACTIONS/CAREER NOTES: An early entry candidate, selected by the Portland Trail Blazers in the first round (20th overall) of the 2017 NBA Draft ... Draft rights acquired by the Kings along with draft rights to Justin Jackson (15th overall) from the Portland Trail Blazers in exchange for the draft rights to Zach Collins (10th overall) on the night of the Draft (6/22/17) ... Signed a multi-year contract with the Kings (7/6/17).

KINGS: First time since the 1993 NBA Draft the Kings acquired an entrant from Duke on draft night ...The last former Blue Devil Sacramento acquired on draft night was Bobby Hurley, who the team selected with the 7th overall pick ... In franchise history, the Kings have selected four other players out of Duke University with Jim Newcombe being the first after the Cinncinati Royals drafted him in the 14th round with the 84th overall pick in the 1958 NBA Draft.

COLLEGE (Duke 2016-17): As a freshman, averaged 3.9 ppg (.577 FG%, 12-24 FT), 3.8 rpg, 0.7 bpg, and 11.5 mpg in 26 games (6 starts) ... Sat out the first 11 games of the season after having arthroscopic surgery on his left knee in October ... Ranked fourth among ACC players with at least 150 minutes played on the season in rebound sper 40 minutes (13.3) ... Made his Blue Devils debut vs. Tennesse State (12/19/16) ... Top Single-Game Performances: Posted four points and eight rebounds in 13 minutes in the ACC opener vs. Virgina Tech (12/31/16) ... Scored 10 points along with a team-high 12 boards to record his lone double-double of the season vs. Georgia Tech (1/4/17) ... Notched double-figure scoring for the second time after matching his season-high 12 points (5-8 FG, 2-3 FT) vs. Boston College (1/9/17) ... Blocked two shots, totaled seven points (3-5 FG, 1-4 FT) and added six rebounds vs. Louisville (1/14/17) ... Back in his hometown, had six points (3-5 FG) and five rebounds in a win at Wake Forest ... Grabbed a team-high eight boards, including five offensive rebounds, to go along with two points at Miami (2/25/17) ... Tied a team-high with seven rebounds while posting six points and four blocks in just 15 minutes in an ACC Tournament semifinals win over eventual NCAA Tournament winner, North Carolina ... Recorded four points (2-2 FG) and four boards in just 10 minutes of play in Duke's ACC Tournament Championship win vs. Notre Dame.

PERSONAL: Played for Chris Paul's AAU team ... His father, Harry, played football and basketball at Winston-Salem State.

24 BUDDY HIELD

POSITION: Guard
HEIGHT/WEIGHT: 6-4/214
YEARS: 2nd NBA season

COLLEGE/COUNTRY: Oklahoma/USA
HIGH SCHOOL: Sunrise Christian Academy (Wichita, KS)
BORN: 12/17/93 (Freeport, Bahamas)

NBA REGULAR SEASON STATISTICS

Year-Team	G	MIN	FGM	FGA	PCT	FG3M	FG3A	PCT	FTM	FTA	PCT	OFF	DEF	TOT	AST	PF	DQ	STL	TO	BLK	PTS	RPG	APG	PPG
16-17 NO-Sac.	82	1888	327	767	.426	148	379	.391	64	76	.842	35	233	268	121	115	0	38	101	9	866	3.3	1.5	10.6
TOTALS	**82**	**1888**	**327**	**767**	**.426**	**148**	**379**	**.391**	**64**	**76**	**.842**	**35**	**233**	**268**	**121**	**115**	**0**	**38**	**101**	**9**	**866**	**3.3**	**1.5**	**10.6**

TRANSACTIONS/CAREER NOTES: Selected by the New Orleans Pelicans in the first round (6th overall) of the 2016 NBA Draft ... Acquired by the Kings along with Tyreke Evans, Langston Galloway, a 2017 first round pick (10th overall) and a 2017 second round pick for DeMarcus Cousins and Omri Casspi on Feb. 20, 2017.

HIELD'S CAREER HIGHS

MIN:	36 (2)	03/22/17	MIL	@	SAC
FGM:	12	04/11/17	PHX	@	SAC
FGA:	20	04/11/17	PHX	@	SAC
3FGA:	5	12/15/16	IND	@	NOP
FTM:	4 (2)	01/02/17	NOP	@	CLE
FTA:	4 (2)	01/02/17	NOP	@	CLE
OREB:	3	01/12/17	NOP	@	BKN
DREB:	6 (2)	02/01/17	NOP	@	DET
REB:	8 (2)	03/31/17	SAC	@	NOP
AST:	7	03/24/17	SAC	@	GSW
STL:	3	01/09/17	NOP	@	ATL
TO:	4(2)	04/07/17	SAC	@	LAL
BLK:	1 (9)	03/31/17	SAC	@	NOP
PTS:	30	04/11/17	PHX	@	SAC

NBA HONORS/AWARDS: Named to the 2016-17 NBA All-Rookie First Team ... Earned Rookie of the Month honors in December 2016 and March 2017 ... A member of Team World during the 2017 BBVA Compass Rising Stars Challenge at All-Star Weekend.

2016-17 (New Orleans/Sacramento): An NBA All-Rookie First Team selection after he averaged 10.6 ppg (.426 FG%, .391 3pt%, .842 FT%), 3.3 rpg, 1.5 apg, 0.5 spg, 0.1 bpg and 23.0 mpg in 82 games (55 starts) ... Scored 10+ points 45 times, 20 or more points in six games and 30+ once ... Received 63 First Team votes and 28 Second Team votes to become the first Kings rookie to make the All-Rookie First Team since DeMarcus Cousins' 2010-11 rookie campaign ... Paced all rookies in three-pointers made (148) ... Ranked third in scoring and fourth in three-point field goal percentage amongst qualified rookies.

2016-17 (Sacramento): Averaged 15.1 ppg (.480 FG%, .428 3pt%, .814 FT%), 4.1 rpg, 1.8 apg, 0.8 spg, 0.1 bpg and 29.1 mpg in 25 games (18 starts) ... As a starter, averaged 16.0 ppg (.470 FG%, .407 3pt%, 24-30 FT), 4.6 rpg, 2.2 apg, 0.8 spg, 0.1 bpg and 31.2 mpg in 18 games ... As a reserve, averaged 12.9 ppg (.516 FG%, .500 3pt%, 11-13 FT), 2.9 rpg, 0.7 apg, 0.9 spg, and 23.6 mpg in seven games ... Scored 10+ points in 23 games, 20+ in four games and 30+ in one game ... Led the team in scoring seven times ... Awarded Western Conference Rookie of the Month for March after leading West rookies in scoring for the month ... Averaged 14.1 ppg (.483 FG%, .425 3pt%, 21-25 FT), 4.1 rpg, 1.8 apg, 0.9 spg, 0.1 bpg, and 28.2 mpg in 16 games (12 starts) over the course of March ... **Top Single-Game Performances:** Recorded 16 points (6-10 FG, 1-3 3pt, 3-3 FT) and six rebounds in a win during his Kings debut vs. Denver (2/23/17) ... Scored 21 points (8-16 FG, 2-6 3pt, 3-5 FT) vs. Milwaukee (3/22/17) ... Encored the prior game with 22 points (7-14 FG, 4-9 3pt, 4-4 FT) and added career-highs of eight rebounds and seven assists vs. Golden State (3/24/17) ... Posted another 22 point game (9-15 FG, 4-6 3pt) and tallied four boards, one assist and one steal in a win at Minnesota (4/1/17) ... Grabbed seven rebounds and added 15 points (5-12 FG, 3-8 3pt, 2-2 FT), 11 in the 4th, including a pivotal sequence where he knocked down three-pointers on back-to-back possessions after stealing the inbounds pass in a historical win at LA Clippers (3/26/17) ... Set a career-high 30 points (12-20 FG, 4-8 3pt, 2-3 FT) and pulled down five rebounds in a win during the team's home season finale vs. Phoenix (4/11/17).

2016-17 (New Orleans): Averaged 8.6 ppg (.393 FG%, .369 3pt%, .879 FT%), 2.9 rpg, 1.4 apg, 0.3 spg, 0.1 bpg and 20.4 mpg in 57 games (37 starts) ... Scored 10+ points 17 times and 20+ two times ... Awarded Western Conference Rookie of the Month for December after leading West rookies in scoring, three-point field goal percentage and all rookies in three-pointers made (33) ... As a starter, averaged 9.2 ppg (.401 FG%, .420 3pt%, 18-21 FT), 3.3 rpg, 1.6 apg, 0.3 spg, 0.1 bpg and 22.8 mpg in 37 games ... As a reserve, averaged 7.4 ppg (.377 FG%, .266 3pt%, 11-12 FT), 2.3 rpg, 0.9 apg, 0.3 spg, 0.2 bpg and 15.8 mpg in 20 games ... Averaged 10.6 ppg (.435 FG%, .478 3pt%, 8-9 FT), 2.8 rpg, 1.4 apg, 0.2 spg, 0.1 bpg and 22.3 mpg in 16 games during the month of March (14 starts) ... **Top Single-Game** FG, 5-8 3pt,) and four rebounds in a win vs. Indiana (12/15/16) ... Recorded 17 points (7-11 FG, 3-5 3pt), six boards and one steal in a win vs. LA Clippers (12/28/16) ... Scored 20 points (6-13 FG, 4-6 3pt, 4-4 FT) and added five rebounds and two assists at Cleveland (1/2/17) ... Notched 17 points (7-10 FG, 2-4 3pt, 1-1 FT) to go along with four rebounds in a win vs. Minnesota (2/10/17).

COLLEGE (Oklahoma 2012-16): In four seasons at Oklahoma, averaged 17.4 ppg (.448 FG%, .390 3pt%, .836 FT%), 5.0 rpg, 1.9 apg, 1.3 spg, 0.3 bpg and 31.7 mpg in 132 careers games (118 starts) … Winner of numerous National Player of the Year awards as a senior…Finished as the all-time leading scorer in Big 12 history… Collected 2,291 career points, second all-time in program history behind only Wayman Tisdale (2,661)…An All-

American as a senior…Two-time First-Team Academic All-Big 12… As a senior, averaged 25.0 ppg (.501 FG%, .457 3pt%, .880 FT%), 5.7 rpg, 2.0 apg, 1.1 spg, 0.5 bpg and 35.4 mpg in 37 games (37 starts) … Won the Naismith Award, Oscar Robertson Trophy and the John R. Wooden Award, which honor the NCAA's top player…. Also captured the Jerry West Shooting Guard of the Year Award as well as Consensus First Team All-America, Big 12 Player of the Year and First Team All-Big 12 honors…Led Oklahoma to a Final Four berth and a No. 2 seed in the NCAA Tournament…Ranked second in the nation in scoring and first in threes per game at 3.97 … The only player in the country to average at least 25.0 points and 5.0 rebounds…Notched 12 30-point games and 19 25-point games…Became just the third player in Big 12 history to average at least 25.0 points and 5.0 boards in a campaign, joining Michael Beasley and Kevin Durant… As a junior, he was awarded Big 12 Player of the Year after he averaged 17.4 ppg (.412 FG%, .359 3pt%, .823 FT%), 5.4 rpg, 1.9 apg, 1.3 spg, 0.2 bpg and 32.4 mpg in 35 games (35 starts) …Third-Team All-American selected by the AP and NABC…One of 15 finalists for the John R. Wooden Award…One of five finalists for the Jerry West Shooting Guard of the Year Award…First player in the 19-year history of the Big 12 to be named Player of the Year, lead tbe league in scoring and be named to the Academic All-Conference First Team…Led the Big 12 with 2.7 three-pointers per outing…Paced Big 12 guards in rebounds per game …In Big 12 play, ranked first in league in scoring (18.5 ppg)…Set school and Big 12 records for three-point attempts without a miss with seven in the season opener against Southeastern Louisiana … As a sophomore he was a Second-Team All-Big 12 selection after he averaged 16.5 ppg (.445 FG%, .386 3pt%, .750 FT%), 4.4 rpg, 1.9 apg, 1.4 spg, 0.2 bpg and 32.1 mpg in 33 games (33 starts) …Led team and ranked 10th in Big 12 in points per game … Also second in the league in steals per game and sixth in three-point percentage ... Averaged 17.5 points 17.5 points and 3.5 three-pointers in league play to rank eigth and tied for first in the Big 12, respectively ... As a freshman, averaged 7.8 ppg (.388 FG%, .238 3pt%, .833 FT%), 4.2 rpg, 1.9 apg, 1.2 spg, 0.3 bpg and 25.1 mpg in 27 games (13 starts).

PERSONAL: Full name is Chavano Rainer Hield ... Parents are Jackie Swann and Richard Bryanen...Has three brothers and three sisters ... Moved to the United States in 2010 ... Majored in Human Relations at Oklahoma.



3 GEORGE HILL

POSITION: Guard
HEIGHT/WEIGHT: 6-3/188
YEARS: 10th NBA season

COLLEGE/COUNTRY: IUPUI /USA
HIGH SCHOOL: Broad Ripple HS (Indianapolis, IN)
BORN: 5/4/86 (Indianapolis, IN)

NBA REGULAR SEASON STATISTICS

Year-Team	G	MIN	FGM	FGA	PCT	FG3M	FG3A	PCT	FTM	FTA	PCT	OFF	DEF	TOT	AST	PF	DQ	STL	TO	BLK	PTS	RPG	APG	PPG
08-09 SA	77	565	150	372	.403	24	73	.329	114	146	.781	30	128	188	136	150	0	45	74	21	438	2.1	1.8	5.7
09-10 SA	78	172	353	738	.478	75	188	.399	183	237	.772	42	163	205	226	222	4	69	101	26	964	2.6	2.9	12.4
10-11 SA	76	434	287	633	.453	77	204	.377	233	270	.863	24	175	199	193	153	1	66	99	21	884	2.6	2.5	11.6
11-12 Ind.	50	792	168	380	.442	54	147	.367	91	117	.778	31	120	151	145	98	1	42	52	17	481	3.0	2.9	9.6
12-13 Ind.	76	1817	386	871	.443	130	353	.368	174	213	.817	47	237	284	355	134	0	81	116	26	1076	3.7	4.7	14.2
13-14 Ind.	76	1349	272	616	.442	95	260	.365	142	176	.807	53	230	283	265	158	0	75	92	23	781	3.7	3.5	10.3
14-15 Ind.	43	1348	255	535	.477	69	193	.358	113	143	.790	25	154	179	220	111	1	44	69	14	692	4.2	5.1	16.1
15-16 Ind.	74	1482	326	739	.441	128	314	.408	114	150	.760	58	240	298	259	149	0	83	101	17	894	4.0	3.5	12.1
16-17 Utah	49	1482	289	606	.532	94	233	.403	157	196	.801	23	144	167	204	114	1	50	85	11	829	3.4	4.2	16.9
TOTALS	**599**	**17357**	**2486**	**5490**	**.453**	**746**	**1965**	**.380**	**1321**	**1648**	**.802**	**333**	**1591**	**1924**	**2003**	**1289**	**8**	**555**	**789**	**176**	**7039**	**3.2**	**3.3**	**11.8**

NBA PLAYOFFS STATISTICS

Year-Team	G	MIN	FGM	FGA	PCT	FG3M	FG3A	PCT	FTM	FTA	PCT	OFF	DEF	TOT	AST	PF	DQ	STL	TO	BLK	PTS	RPG	APG	PPG
08-09 SA	4	76	7	21	.333	3	8	.375	6	7	.857	3	5	8	2	6	0	2	2	1	23	2.0	0.5	5.8
09-10 SA	10	344	46	102	.451	11	29	.379	31	37	.838	5	26	31	7	21	1	10	8	2	134	3.1	0.7	13.4
10-11 SA	6	189	20	50	.400	4	15	.267	26	30	.867	5	25	30	14	15	1	9	8	2	70	5.0	2.3	11.7
11-12 Ind.	11	346	47	105	.488	15	40	.375	39	46	.848	9	16	25	32	21	0	13	22	3	148	2.3	2.9	13.5
12-13 Ind.	18	685	83	207	.401	34	95	.358	63	76	.829	5	62	67	77	41	0	22	40	4	263	3.7	4.3	14.6
13-14 Ind.	19	687	79	178	.444	28	77	.364	44	61	.721	13	58	71	57	43	0	23	28	4	230	3.7	3.0	12.1
15-16 Ind.	7	235	32	57	.561	13	27	.481	18	22	.818	6	13	19	15	16	0	6	8	1	95	2.7	2.1	13.6
16-17 Utah	8	281	46	98	.469	12	31	.387	21	29	.724	8	25	33	29	25	0	2	13	1	125	4.1	3.6	15.6
TOTALS	**83**	**2843**	**360**	**818**	**.440**	**120**		**11.000**	**248**	**308**	**.805**	**54**	**230**	**284**	**233**	**188**	**2**	**87**	**129**	**18**	**1088**	**3.4**	**2.8**	**13.1**

HILL'S CAREER HIGHS

MIN:	48	04/14/15	WAS	@	IND
FGM:	12 (2)	03/25/15	IND	@	WAS
FGA:	25	04/14/15	WAS	@	IND
3FGM:	6	03/26/15	IND	@	MIL
3FGA:	10 (4)	12/23/15	SAC	@	IND
FTM:	12	02/06/15	CLE	@	IND
FTA:	15	02/06/15	CLE	@	IND
OREB:	5 (2)	04/06/14	ATL	@	IND
DREB:	10	12/14/12	PHI	@	IND
REB:	11 (2)	02/19/16	IND	@	OKC
AST:	12	02/27/15	CLE	@	IND
STL:	5 (3)	11/25/13	MIN	@	IND
TO:	---	04/10/15	SAC	@	OKC
BLK:	4	12/28/10	LAL	@	SAS
PTS:	37	02/07/14	POR	@	IND

HILL'S PLAYOFF CAREER HIGHS

MIN:	45 (3)	05/22/13	IND	@	MIA
FGM:	11	04/25/10	DAL	@	SAS
FGA:	17	05/05/13	IND	@	NYK
3FGM:	5 (2)	05/11/13	NYK	@	IND
3FGA:	12	05/11/13	NYK	@	IND
FTM:	11	04/17/11	MEM	@	SAS
FTA:	13	04/17/11	MEM	@	SAS
OREB:	3	04/20/11	MEM	@	SAS
DREB:	7 (4)	04/18/17	UTA	@	LAC
REB:	7 (7)	04/18/17	UTA	@	LAC
AST:	10	05/01/13	ATL	@	IND
STL:	5	05/22/13	IND	@	MIA
TO:	5 (3)	04/10/15	SAC	@	OKC
BLK:	1 (18)	04/28/17	LAC	@	UTA
PTS:	29	04/25/10	DAL	@	SAS

TRANSACTIONS/CAREER NOTES: An early entry candidate selected after his redshirt junior season out of Indiana University-Purdue University Indianapolis by the San Antionio Spurs in the first round (26th overall) in the 2008 NBA Draft ... Signed a multi-year contract with the Spurs (9/23/08) ... Traded to the Indiana Pacers in exchange for the draft rights to Davis Bertans, draft rights to Kawhi Leonard and the draft rights to Erazem Lorbek (6/23/11) ... Signed a multi-year contract with the Indiana Pacers (7/23/12) ... Traded to the Utah Jazz in exchange for the draft rights to Taurean Prince (7/7/16) ... Signed a multi-year contract with the Kings (7/10/17).

NBA AWARDS/HONORS: Won the Oct. 2013 Community Assist Award ... Received Western Conference Player of the Week honors for Oct. 31- Nov. 6, 2016.

NBA CAREER: Averaging 11.8 ppg (.453 FG%, .380 3pt%, .802 FT%), 3.2 rpg. 3.3 apg, 0.9 spg, 0.3 bpg and 29.0 mpg in 599 career games (374 starts) in nine seasons with three teams: San Antonio (2008-11), Indiana (2011-16) and Utah (2016-17) ... Has shot over 40 percent from the field in each of his nine seasons and over 44 percent in the past eight seasons.

NBA PLAYOFFS: Averaging 13.1 ppg (.440 FG%, .373 3pt%, .805 FT%), 3.4 rpg, 2.8 apg, 1.0 spg, 0.2 bpg and 34.4 mpg in 83 career playoff games (72 starts) with San Antonio (2008-11), Indiana (2011-14, 2015-16) and Utah (2017).

2016-17 (Utah): Averaged a career-high 16.9 ppg (.477 FG%, .403 3pt%, .801 FT%), 3.4 rpg, 4.2 apg and 1.0 spg, 0.2 bpg and 31.5 mpg in 49 games (49 starts) ... Did not dress in eight games (11/7-11/20/16) due to a sprained right thumb ... Did not dress in eight games (12/1-12/10, 12/23-12/27/16) due to a sprained left big toe .. Inactive in five games (12/14-12/21/16) due to a sprained left big toe ... Did not dress in two games due to a lip laceration and concussion-like symptoms (1/2/17, 1/3/17) ... Inactive in one game due to a lip

laceration and concussion-like symptoms (1/5/17) ... Did not dress in two games due to left great toe soreness and rest(2/9/17, 3/8/17) ... Inactive due to left great toe soreness and rest (3/6/17) ... Inactive in six games due to a right groin strain (3/29-4/8/17) ... Scored 10+ points in 40 games, 20+ in 16 games, and 30+ in two games ... Recorded five-plus assists in 21 games ... Led the team in scoring in 12 contests and assists in 24 games ... Earned Western Conference Player of the Week honors for the week of Oct. 31- Nov. 6 after he averaged 20.8 ppg (.585 FG%, .550 3pt%, .909 FT%), 3.3 rpg, 5.5 apg, 0.8 spg and 32.8 mpg in four games (Four starts) ... **Top Single-Game Performances:** Posted team-highs with 23 points (7-14 FG, 2-7 3pt, 7-9 FT) and three assists in the team's home opener vs. Los Angeles Lakers (10/28/16) ... Totaled 22 points (9-13 FG, 3-5 3pt, 1-1 FT) and seven assists in a win at San Antonio (11/1/16) ... Recorded a team-high 25 points (9-15 FG, 4-6 3pt, 3-3 FT) and added six boards and four assists just a day later in a win vs. Dallas (11/2/16) ... Dished out a team-high eight assists to go along with 23 points (8-12 FG, 1-3 3pt, 6-7 FT) in a win at New York (11/6/16) ... Led the Jazz with 24 points (7-15 FG, 0-3 3pt, 10-11 FT) and grabbed a season-high eight rebounds in a win at Minnesota (11/28/16) ... Returned from an 18-game absence with a 21-point (8-10 FG, 2-2 3pt, 3-6 FT), eight-rebound, six-assist and three-steal performance in 29 minutes vs. Philadelphia (12/29/16) ... Posted 30 points (9-16 FG, 3-5 3pt, 9-11 FT), six boards and five assists vs. Indiana (1/21/17) ... Swiped a season-high four steals and added 19 points (4-6 FG, 3-4 3pt, 8-8 FT) in a win at Milwaukee (2/24/17) ... Scored a season-high 34 points (10-12 FG, 3-3 3pt, 11-12) and set season-highs in field goals made, free-throws made and free-throws attempted to go along with seven assists in a win vs. Brooklyn (3/3/17) ... Became just the ninth player in the past 50 years with a 34-plus point game on 12-or-fewer field goal attempts.

2017 Playoffs: Averaged a career-high 15.6 ppg (.469 FG%, .387 3pt%, .724 FT%), 4.1 rpg, 3.6 apg, 0.3 spg, 0.1 bpg and 35.1 mpg in eight games (Eight starts) ... Missed three games ... Inactive in three games due to a toe injury (5/4-5/8/17) ... Scored in double-figures in seven games and 20+ points in two games ... **Top Single-Game Performances:** Recorded 26 points (9-15 FG, 4-6 3pt, 4-6 FT), three rebounds, three assists and one steal vs. LA Clippers (4/21/17) ... Collected 22 points (8-13 FG, 1-2 2pt, 5-9 FT), five rebounds and three assists vs. LA Clippers (4/28/17) ... Notched 17 points (7-13 FG, 1-2 3pt, 2-2 FT), four rebounds and five assists at LA Clippers (4/30/17).

2015-16 (Indiana): Averaged 12.1 ppg (.441 FG%, .408 3pt%, .760 FT%), 4.0 rpg, 3.5 apg, 1.1 spg, 0.2 bpg and 34.1 mpg in 74 games (73 starts) ... In his one game as a reserve, he recorded eight points (2-7 FG, 1-2 3pt, 3-4 FT), one rebound, four assists and two steals in 32.5 minutes of play ... Missed six games ... Not with team for two games due to an upper respiratory infection (11/16/15, 11/18/15) ... Did not play due to a coach's decision in three games (11/21/15, 1/22/16, 4/13/16) ... Did not dress in one game due to food poisoning (1/4/16) ... Not with team for two games due to personal reasons (1/17/16, 1/19/16) ... Scored 10+ points in 49 games and 20+ in seven ... Grabbed 10 or more rebounds in three games ... Dished out five-plus assists in 20 games ... Led the team in scoring in eight games, in rebounding in six games and assists in 13 games ... Ranked 15th in the NBA in three-point percentage and 36th in the league in three-point field goals made with 128 ... Ranked 27th in the NBA in minutes ... Finished 18th in the league with an assist to turnover ratio of 2.56 ... His three games with 10+ rebounds matched the same amount of double-digit rebouding games in the prior seven seasons of his NBA career ... Passed the 6,000 point mark and finished the season with a total of 6,210 career regular season points ... **Top-Single Game Performances:** Scored a season-high 23 points (8-13 FG, 4-6 3pt, 3-4 FT) and added seven rebounds in a win vs. Orlando (11/9/15) ... Notched 20 points (8-15 FG, 3-5 3pt, 1-1 FT), seven rebounds, three assists and four steals at Chicago (12/30/15) ... Recorded 23 points (9-16 FG, 4-8 3pt, 1-1 FT), five boards and four assists vs. Cleveland (2/1/16) ... Dished out a season-high nine assist and tied his career-high with 11 rebounds to go along with nine points (3-11 FG, 3-6 3pt) for a near triple-double in a win at Oklahoma City (2/19/16) ... Posted 20 points (6-10 FG, 3-6 3pt, 5-6 FT, nine assists and three rebounds vs. Oklahoma City (3/19/16).

2016 Playoffs: Averaged 13.6 ppg (.561 FG%, .481 3pt%, .818 FT%), 2.7 rpg, 2.1 apg, 0.9 spg, 0.1 bpg and 33.6 mpg in seven games (Seven starts) ... Scored 10 or more points in six games and 20+ in one game ... **Top Single-Game Performances:** Scored 22 points (9-11 FG, 2-4 3pt, 2-2 FT) and added four rebounds and three assists in a win vs. Toronto (4/23/16) ... Grabbed five rebounds to go with 12 points (2-8 FG, 1-2 3pt, 7-8 FT) and four assists vs. Toronto (4/29/16) ... Recorded 19 points (8-11 FG, 3-4 3pt) in Game 7 of the opening round at Toronto (5/1/16).

2014-15 (Indiana): Averaged 16.1 ppg (.477 FG%, .358 3pt%, .790 FT%), 4.2 rpg, 5.1 apg, 1.0 spg, 0.3 bpg and 29.5 mpg in 43 games (36 starts) ... As a starter, averaged 16.6 ppg (.482 FG%, .369 3pt%, .794 FT%), 4.3 rpg, 5.6 apg, 1.1 spg, 0.4 bpg and 31.2 mpg in 36 games ... As a reserve, averaged 13.3 ppg (.443 FG%, .303 3pt%, 13-17 FT), 3.3 rpg, 2.9 apg, 0.7 spg, 0.1 bpg and 20.4 mpg in seven games ... Missed 39 games due to various injuries ... Inactive in the first 28 games of the season due to a left knee contusion (10/29-12/21/14) ... Did not dress in four games due to a left groin strain (1/2/-1/7/15) ... Inactive in seven games due to the same left groin strain (1/9-1/21/15) ... Scored 10+ points in 37 games, 20+ in 15 games, and 30+ in one contest ... Recorded 10+ rebounds in one game ... Posted 5+ assists in 24 games and 10+ in three games ... Recorded 10 or more assists in a career-high three games ... Notched two double-doubles and one triple-double ... Led the team in scoring 13 times and in assists 19 times ... Finished fifth in the league with a 3.19 assist to turnover ratio ... Made career free throw number 1,000 and added 50 more throughout the rest of the season for a career total of 1,050 ... Surpassed the 5,000 career point mark and finished the year with 5,316 career regular season points ... **Top Single-Game Performances:** Scored 20 points (3-8 FG, 2-3 3pt, 12-15 FT) as he set career-highs in free throws made and attempted and tallied seven assists and three rebounds in a win vs. Cleveland (2/6/15) ... Posted 15 points (4-15

FG, 0-5 3pt, 7-8 FT), 12 assists and 10 rebounds for his first career triple-double in a win vs. Cleveland (2/27/15) ... Recorded a season-high 30 points (11-18 FG, 2-7 3pt, 6-6 FT) and added five rebounds and eight assists vs. Boston (3/14/15) ... Tied his career-high in field goals made on his way to 29 points (12-24 FG, 0-4 3pt, 5-5 FT), seven rebounds, and nine assists in a win at Washington (3/29/15) ... Scored 24 points (11-25 FG, 2-10 3pt) to go with 10 assists and nine rebounds for his second double-double of the season in a win during the final home game of the year vs. Washington (4/14/15).

2013-14 (Indiana): Averaged 10.3 ppg (.442 FG%, .365 3pt%, .807 FT%), 3.7 rpg, 3.5 apg, 1.0 spg, 0.3 bpg and 32.0 mpg in 76 games (76 starts) ... Missed six games, five due to injury ... Did not dress in three games due to soreness in his left hip (11/2-11/6/13) ... Inactive in two games due to a bruised left shoulder (3/1/14, 3/2/14) ... Did not play in one game due to a coach's decision (4/9/14) ... Scored in double-figures 41 times, 20 or more points in five games and 30+ in one game ... Recorded five-plus assists in 22 games and 10+ once ... Ranked 14th by season's end with a 2.88 assist to turnover ratio ... Recorded his 1,000th career rebound and ended the year with 1,280 career rebounds ... Eclipsed the 4,000 career-point mark and ended the season with 4,624 career points ... **Top Single-Game Performances:** Notched 23 points (7-18 FG, 4-10 3pt, 5-8 FT) and eight rebounds in a win at New York (11/20/13) ... Posted 26 points (9-13 FG, 3-4 3pt, 5-6 FT), seven assists and a career-high tying five steals in a win vs. Minnesota (11/25/13) ... Recorded a career-high 37 points (12-19 FG, 2-4 3pt, 11-12 FT) to go with a season-high nine rebounds and eight assists as he set a career-high for field goals made, which included a three-pointer with eight seconds remaining to force overtime in a OT win vs. Portland (2/7/14) ... Grabbed seven rebounds and tied his career-high with five on the offensive end and added 12 points (3-10 FG, 2-5 3pt, 4-6 FT) and two steals vs. Atlanta (4/16/14).

2014 Playoffs: Averaged 12.1 ppg (.444 FG%, .364 3pt%, .721 FT%), 3.7 rpg, 3.0 apg, 1.2 spg, 0.2 bpg and 36.2 mpg in 19 games (19 starts) ... Scored in double-figures 13 times ... **Top Single-Game Performances:** Collected 15 points (5-8 FG, 0-2 3pt, 5-6 FT), four rebounds and two assists in a Game 2 win vs. Atlanta (4/22/14) in the opening round of the postseason ... Scored 15 points (3-10 FG, 0-5 3pt, 9-9 FT) and added five rebouunds, four assists and three steals in a Game 7 victory vs. Atlanta (5/3/14) ... Opened the Eastern Conference Semifinals up with a playoff-high 18 points (6-11 FG, 3-6 3pt, 3-5 FT), four rebounds and one assist vs. Washington (5/7/14) ... Recorded 15 points (6-12 FG, 1-5 3pt, 2-4 FT), two rebounds, four assists and two steals in a Game 1 win vs. Miami in the Eastern Conference Finals ... Tied his playoff career-high after he grabbed seven rebounds and scored nine points (4-9 FG, 1-2 3pt, 0-2 FT) in a win vs. Miami (5/28/14).

2012-13 (Indiana): Averaged 14.2 ppg (.443 FG%, .368 3pt%, .817 FT%), 3.7 rpg, 4.6 apg, 1.1 spg, 0.3 bpg and 34.5 mpg in 76 games (76 starts) ... Missed five games ... Did not dress in one game due to a right groin strain (12/31/12) ... Did not play in the following two games due to coach's decision (1/2//13, 1/4/13) ... Did not dress in one game due to a left groin strain (3/25/13) ... Inactive in the final game of the season (4/17/13) ... Scored 10+ points in 61 games and 20+ times ... Notched 10 or more rebounds in one contest ... Recorded five-plus assists in 39 games and 10+ twice ... Posted three double-dobules ... Led the team in assist per game ... Third on the team in scoring and second in steals ... Seventh in the NBA with an assist to turnover ratio of 3.04 ... Dished out a career-high 355 assists during the season, which were more than 338 assists he recorded in the past two seasons combined ... Made a career-high 130 three-pointers by the end of the season ... Finished the season with a career-best 81 steals ... Hit the 3,000 point mark and totaled 3,843 career-points at the conclusion of the season ... Dished out career assist number 1,000 and ended the season with 1,055 career assists ... **Top Single-Game Performances:** Scored a season-high 29 points (11-17 FG, 2-4 3pt, 5-5 FT) and added seven assists, five boards, and one steal at Minnesota (11/9/12) ... Posted five rebounds, five assists and 19 points (7-13 FG, 1-4 3pt, 4-5 FT), which included a game-winner with one tenth of a second left in a win at LAL (11/27/12) ... Recorded his first double-double of the season with 15 points (5-15 FG, 3-9 3pt, 2-3 FT) and a season-high 10 assists vs. Denver (12/7/12) ... Grabbed a season-high 10 rebounds to go with 15 points (6-13 FG, 2-4 3pt, 1-1 FT) and nine assists for a near triple-double in a win vs. Philadelphia (12/14/12) ... Tallied 22 points (10-16 FG, 2-7 3pt, 0-1 FT), nine rebounds, eight assists and two steals at Utah (1/2/6/13) ... Matched his season-high with 10 assists and added 17 points (5-15 FG, 3-7 3pt, 4-4 FT) vs. Brooklyn (4/12/13).

2013 Playoffs: Averaged 14.6 ppg (.401 FG%, .358 3pt%, .829 FT%), 3.7 rpg, 4.3 apg, 1.2 spg, and 38.1 mpg in 18 games (18 starts) ... Missed one game ... Inactive in one game due to a concussion (5/16/13) ... Scored in double-figures 15 times and 20+ points three times ... Recorded 10 or more assists once ... Collected one double-double ... **Top Single-Game Postseason Peformances:** Posted his first career postseason double-double with 15 points (5-10 FG, 1-5 3pt, 4-4 FT) and a playoff career-high 10 assists in a Game 5 win vs. Atlanta (5/1/13) ... Scored 17 points (5-16 FG, 5-12 3pt, 2-2 FT) to tie his career postseason high of three-pointers made and grabbed six rebounds in a win vs. New York (5/11/13) ... Recorded his 2013 postseason-high with 26 points (9-14 FG, 2-6 3pt, 6-9 FT) and tallied three boards, four assists and a steal in another win vs. New York (5/14/13) to give the Pacers a 2-0 lead ... Notched 19 points (4-13 FG, 2-6 3pt, 9-10 FT), five rebounds and six assists in a win vs. Miami (5/28/13) ... Dished out six assists to go with 16 points (6-12 FG, 2-4 3pt, 2-2 FT) to help the Pacers win vs. Miami (6/1/13) in a possible elimination game during the Eastern Conference Finals.

2011-12 (Indiana): Averaged 9.6 ppg (.442 FG%, .367 3pt%, .778 FT%), 3.0 rpg, 2.9 apg, 0.8 spg, 0.3, and 25.5 mpg in 50 games (Nine starts) ... As a starter, averaged 13.9 ppg (.447 FG%, .361 3pt%, .778 FT%), 3.7 rpg, 5.3 apg, 0.6 spg, 0.6 bpg and 32.6 mpg in nine games ... As a reserve, averaged 8.7 ppg (.441 FG%, .369 3pt%, .778 FT%), 2.9 rpg, 2.4 apg, 0.9 spg, 0.3 bpg and 23.9 mpg in 41 games ... Missed a total of 16 games due to injury

or illness ... Out for one contest due to a sore lower back (1/9/12) ... Missed 12 games in the month of February due to a chip frature in his left ankle (2/1/-2/21/12) ... Out for two games with a sprained left shoulder (3/10/12, 3/11/12) ... Missed another game after reaggravating his left shoulder (4/23/12) ... Scored in double figures in 25 games and three games with 20 points or more ... **Top Single-Game Performances:** Posted 22 points (7-11 FG, 2-4 3pt, 6-6 FT), two rebounds and a season-high five steals in a win at Toronto (1/13/12) ... Scored a season-high 24 points (7-9 FG, 3-4 3pt, 7-8 FT) to go with thre rebounds and five assists in a win at Milwaukee (3/24/12) ... Grabbed seven boards and added 18 points (5-9 FG, 1-3 3pt, 7-7 FT), four assists and a steal in a win vs. Toronto (4/9/12) ... Recorded 22 points (8-12 FG, 2-3 3pt, 4-7 FT), a season-high eight assists and five rebounds in a win vs. Milwaukee (4/19/12).

2012 Playoffs: Averaged 13.5 ppg (.448 FG%, .375 3pt%, .848 FT%), 2.3 rpg, 2.9 apg, 1.2 spg, 0.3 bpg and 31.5 mpg in 11 games (11 starts) ... Scored 10 or more points in nine games and 20 or more in one game ... **Top Single-Game Performances:** Scored 18 points (6-10 FG, 1-3 3pt, 5-6 FT) and added four rebounds in a win vs. Orlando (4/30/12) in the opening round of the postseason ... Recorded 20 points (6-8 FG, 3-4 3pt, 5-5 FT), his best total during the 2012 playoffs, to go along with five assists in a win vs. Miami (5/17/12) to help the Pacers to a 2-1 series lead ... Totaled 18 points 7-13 FG, 1-3 3pt, 3-5 FT), two rebounds, five assists and two steals vs. Miami (5/24/12).

2010-11 (San Antonio): Averaged 11.6 ppg (.453 FG%, .377 3pt%, .863 FT%), 2.6 rpg, 2.5 apg, 0.9 spg, 0.3 bpg and 28.3 mpg in 76 games (Five starts) ... As a starter, averaged 16.8 ppg (.483 FG%, 5-14 3pt, 23-28 FT), 3.4 rpg, 4.4 apg, 1.2 spg, 0.2 bpg and 31.4 mpg in five games ... As a reserve, averaged 11.3 ppg (.450 FG%, .379 3pt%, .868 FT%), 2.6 rpg, 2.4 apg, 0.8 spg, 0.3 bpg, and 28.0 mpg in 71 games ... Posted double-figure scoring in 49 games with seven games of 20+ points and one game of 30+ points ... Led the team in scoring seven times, rebounding once, assists six times, steals 15 times and blocks nine times ... Ranked 17th in the NBA in free throw percentage ... **Top Single-Game Performances:** Tied his then career-high and marked his season-high with 30 points (9-12 FG, 1-3 3pt, 11-12 FT) at Memphis (3/27/11) ... Recorded 27 points (11-20 FG, 0-2 3pt, 5-8 FT) and six assists the following night vs. Portland (3/28/11) ... Posted 29 points (10-16 FG, 4-7 3pt, 5-5 FT) and four assists in a win vs. Phoenix (4/3/11).

2011 Playoffs: Averaged 11.7 ppg (.400 FG%, .267 3pt%, .848 FT%), 5.0 rpg, 2.3 apg, 1.5 spg, 0.2 bpg and 31.5 mpg in six games (One start) ... Scored 10+ points in five games ... **Top Single-Game Performances:** In his only start of the series off , totaled15 points (2-7 FG, 0-3 3pt, 11-13 FT), seven rebounds, three assists, and four steals as he set his playoff career-high to date in free throws made and attempted vs. Memphis (4/17/11) ... Came off the bench in Game 2 and posted a postseason-best 16 points (3-9 FG, 2-2 3pt, 8-9 FT) and added five rebound, four assists and two steals in a win vs. Memphis (4/20/11).

2009-10 (San Antonio): Averaged 12.4 ppg (.478 FG%, .399 3pt%, .772 FT%), 2.6 rpg, 2.9 apg, 0.9 spg, 0.3 bpg and 29.2 mpg in 78 games (43 starts) ... As a starter, averaged 15.8 ppg (.486 FG%, .392 3pt%, .752 FT%), 3.2 rpg, 3.7 apg, 0.8 spg, 0.4 bpg and 35.2 mpg in 43 games ... As a reserve, averaged 8.7 ppg (.461 FG%, .413 3pt%, .813 FT%), 2.1 rpg, 2.1 apg, 1.0 spg, 0.3 bpg and 23.3 mpg in 35 games ... Missed four games due to a strained right peroneal tendon (4/6-4/12/10) ... Scored 10+ points 50 times, 20+ nine times and 30+ once ... Recorded 10+ assists in one game ... Posted five-plus steals in one contest ... Notched one double-double ... **Top Single-Game Performances:** Dished out nine assists to go with 23 points (7-16 FG, 0-1 3pt, 9-9 FT) and four rebounds for a near double-double in a win at Sacramento (2/3/10) ... Recorded a season-high 11 assists and added 14 points for his lone double-double in a win vs. LA Clippers (3/13/10) ... Scored 27 points (9-14 FG, 2-3 3pt, 7-9 FT) and grabbed five boards in a win at Oklahoma City (3/22/10) ... Posted a career and season-high 30 points (11-15 FG, 2-2 3pt, 6-6 FT), seven assists and a career-high five steals vs. Houston (3/31/10).

2010 Playoffs: Averaged 13.4 ppg (.451 FG%, .379 3pt%, .838 FT%), 3.1 rpg, 0.7 apg, 1.0 spg, 0.2 bpg and 34.4 mpg in 10 games (8 starts) ... Scored in double-figures in six games and had 20 or more points in two games ... **Top Single-Game Performances:** Recorded 29 points (11-16 FG, 5-6 3pt, 2-2 FT), his highest postseason single-game total, in a win vs. Dallas (4/25/10) ... Posted 21 points (7-12 FG, 2-4 3pt, 5-6 FT) and six rebounds to help the Spurs clinch the series in a win vs. Dallas (4/29/10) ... Totaled 17 points (6-11 FG, 1-1 3pt, 4-5 FT) and three rebounds off the bench vs Phoenix (5/9/10).

2008-09 (San Antonio): Averaged 5.7 ppg (.403 FG%, .329 3pt%, .781 FT%), 2.1 rpg, 1.8 apg, 0.6 spg, 0.3 bpg and 16.5 mpg in 77 games (Seven starts) ... As a starter,
averaged 9.7 ppg (.400 FG%, 2-13 3pt, 14-15 FT), 3.3 rpg, 3.4 apg, 0.7 spg, 0.3 bpg and 27.9 mpg in seven games ... As a reserve, averaged 5.3 ppg (.404 FG, .367 3pt%, .763 FT%), 1.9 rpg, 1.6 apg, 0.6 spg, 0.3 bpg and 15.4 mpg in 70 games ... Scored 10+ points 17 times and 20 or more points three times ... Grabbed 10+ rebounds in one game ... Collected one double-double ... Led the team in scoring in three times and assists nine times ... **Top Single-Game Performances:** Scored a season-high 23 points (7-13 FG, 2-2 3pt, 7-10 FT) and added four assists and three steals in a win vs. Utah (11/21/08) ... Posted his first career double-double and his only one on the season with 19 points (7-16 FG, 0-1 3pt, 5-6 FT) and 11 rebounds in a win vs. Chicago (11/26/08).
2009 Playoffs: Averaged 5.9 ppg (.333 FG%, .375 3pt%, .857 FT%), 2.0 rpg, 0.5 apg, 0.5 spg, 0.3 bpg and 19.0 mpg in four games (Zero starts) ... **Top Single-Game Performance:** Scored nine points (3-8 FG, 1-3 3pt, 2-3 FT) and tallied four rebounds and two steals vs. Dallas (4/28/09).

COLLEGE: Averaged 17.0 ppg (.529 FG%, .404 3pt%, .785 FT%), 5.8 rpg, 3.3 apg, 1.6 spg, 0.3 bp and 33.3 mpg in 95 careers games in four seasons at Indiana University-Purdue University Indianapolis ... Ranked fourth in IUPUI history in scoring with 1,619 career points ... 2007-08: named the Summit League Player of the Year and earned AP All-American Honorable Mention honors after he averaged 21.5 ppg (.545 FG%, .450 3pt%, .812 FT%), 6.8 rpg, 4.3 apg, 1.8 spg, 0.4 bpg and 36.8 mpg in 32 games ... Led the Summit League in scoring and ranked 16th nationally ... Ranked fifth in rebouding in assists and steals among league leaders while he also ranked third in steals and fourth in three-point field goal percentage ... 2006-07: Averaged 14.6 ppg (.509 FG%, .308 3pt%, .652 FT%), 5.4 rpg, 2.0 apg, 1.6 spg and 28.4 mpg in five games ... Missed 25 games due to a broken right foot ... 2005-05: Selected to the All-Mid-Continent Conference First Team after he averaged 18.9 ppg (.518 FG%, .320 3pt%, .798 FT%), 6.0 rpg, 3.6 apg, 1.7 spg 0.3 bpg and 35.1 mpg in 29 games ... Scored in double-figures in 25 game and 20+ points in 17 games ... Set a school record after he went 10-of-10 from the field for 23 points and added 10 rebounds and six assists vs. Missouri-Kansas City (1/21) ... Earned Academic All-Mid-Continent Conference honors ... 2004-05 : Named to the Mid-Continent Conference All-Newcomer team after he averaged 10.7 ppg (.523 FG%, .412 3pt%, .709 FT%), 4.5 rpg, 2.2 apg, 1.4 spg, 0.2 bpg and 28.4 mpg in 29 games.

PERSONAL: Lists Michael Jordan as his favorite NBA player ... Led the state of Indiana in scoring during his senior season and was Named the 2004 City Player of the year by the Indianoplis Star ... Made the Indana All-Star Team .. Enjoys sould food and in his free time can be found fishing or working on old cars .. . Led a clinic, focused on developing basketball skills, for 240 underserved youth from the Granite Education Foundation in Sep. 2016 ... Hosted an event benefitting military families during the holiday season in Indiana ... Received the Majory Taylor Award from the Indiana Black Expo, which recognizes sports figures who make significant contributions to local youth ... Enjoys meeting and talking to fans ... An only child and became the first member of his family to attend college ... Has one son, Zayden.

25 JUSTIN JACKSON

POSITION: Forward
HEIGHT/WEIGHT: 6-8/210
YEARS: 1st NBA season

COLLEGE/COUNTRY: North Carolina /USA
HIGH SCHOOL: HYCA (Houston, TX)
BORN: 3/28/95 (Houston, TX)

COLLEGE STATISTICS

Year-Team	G	MPG	FGM	FGA	PCT	FG3M	FG3A	PCT	FTM	FTA	PCT	RPG	APG	SPG	BPG	PTS	PPG
14-15 UNC	38	26.7	157	340	.477	28	92	.304	66	93	.710	3.7	2.3	0.5	0.5	408	10.7
15-16 UNC	40	28.4	194	357	.466	35	120	.292	64	96	.667	3.9	2.8	0.6	0.4	487	12.2
16-17 UNC	40	32.0	264	492	.443	105	284	.370	98	131	.748	4.7	2.8	0.8	0.2	731	18.3
TOTALS	**118**	**29.1**	**615**	**1341**	**.459**	**168**	**496**	**.339**	**228**	**320**	**.713**	**4.1**	**2.7**	**0.6**	**0.4**	**1626**	**13.8**

TRANSACTIONS: An early entry candidate, selected by the Portland Trail Blazers in the first round (15th overall) of the 2017 NBA Draft … Draft rights acquired by the Kings along with draft rights to Harry Giles (20th overall) from the Portland Trail Blazers in exchange for the draft rights to Zach Collins (10th overall) on the night of the Draft (6/22/17) ... Signed a multi-year contract with the Kings (7/6/17).

KINGS: First draft entrant out of North Carolina acquired on draft night by Sacramento since 1991 ... Pete Chilcutt was the last player out of UNC to join the Kings after Sacramento drafted him with the 27th pick in the first round ... The first Tar Heel draft entrant since 1995 to win a national title the season before being acquired by the Kings ... The last person was Tyus Edney who was drafted by Sacramento in the second round with the 47th overall pick.

Las Vegas Summer League (2017): Averaged 16.7 ppg (.379 FG%), 3.3 rpg, 2.3 apg, 0.3 spg, 0.3 bpg and 32.3 mpg in six games.

COLLEGE (North Carolina 2014-16): In three seasons at the University of North Carolina (2014-15,15-16, 16-17), averaged 13.8 ppg (.459 FG%, .339 3pt%, .713 FT%), 4.1 rpg, 2.7 apg and 29.1 mpg in 118 games … One of two Tar Heels players with 1,600 career points, 150 three-pointers, 400 rebounds and 300 assists (Rick Fox, 1987-91) ... As a junior, selected as a consensus First Team All-American and ACC Player of the Year while helping UNC win its sixth national title ... One of three Tar Heels to win ACC POY and a national championship in the same season ... Led the Tar Heels in scoring (18.3 ppg) during the regular season while averaging a career-high 4.7 rpg along with 2.8 apg and 32.0 mpg in 40 games (39 starts)… Set UNC single-season record with 105 three-pointers ... Also led the team in scoring during their title run, averaging 19.5 ppg while pacing the team in field goals (41), three-pointers (15), assists (22) and steals (9) ... Knocked down a career-high seven three-pointers on 13 tries and finished with a team-high 27 points (9-19 FG, 2-2 FT) in a win vs. Davidson (12/7/16) ... Scored 34 points for a new career-high vs. Kentucky (12/17/16)... Earned All-South Region and All-FInal Four honors for his tournament play ... His defensive help limited Malik Monk, Dillon Brooks, and Nigel Williams-Goss to a combined 11-of-38 from the floor during the tournament ... Led all players in scoring in the Elite Eight vs. Kentucky with 19 (3/26/17) ... Encored his scoring showcase leading all remaining tournament players with 22 points in the Final Four vs. Oregon (4/1/17) ... Recorded 16 points (6-19 FG, 0-9 3pt, 4-5 FT) in the team's championship game over Gonzaga (4/3/17) ... As a sophomore ranked fourth on the team in scoring and assists, after 12 averaging 12.2 ppg, 2.8 apg, 3.9 rpg and 28.4 mpg in 40 games (38 starts) ... Ranked among the ACC's leaders in assist-to-turnover ratio (2.78) ... Top Single-Game Performances: Helped UNC in the Final Four by tying the team-high with 16 points in a win vs. Syracuse (4/2/16) ... As a freshman, averaged 10.7 ppg (.477 FG%, .304 3pt%, .710 FT%), 3.7 rpg, 2.3 apg and 26.7 mpg in 38 games (37 starts) ... Voted by ACC coaches and media to the conference's All-Freshmen Team ... Averaged 12.8 points during the ACC Tournament to earn him a selection to the All-ACC Tournament Second Team ... During UNC's Sweet 16 NCAA Tournament run, was the team's second leading scorer at 15.0 ppg.

PERSONAL: The Texas Native chose uniform No. 44 at UNC in honor of Hall of Famer George Gervin ... His father, Lloyd, ran track at Blinn Junior College and his mother, Sharon, played basketball there.



41 KOSTA KOUFOS

COAST-ah | **KOO-fuss**

POSITION: Center
HEIGHT/WEIGHT: 7-0/265
YEARS: 10th NBA season

BEFORE NBA/COUNTRY: Ohio State/USA
HIGH SCHOOL: GlenOak (Canton, OH)
BORN: 2/24/89 (Canton, OH)

NBA REGULAR SEASON STATISTICS

Year-Team	G	MIN	FGM	FGA	PCT	FG3M	FG3A	PCT	FTM	FTA	PCT	OFF	DEF	TOT	AST	PF	DQ	STL	TO	BLK	PTS	RPG	APG	PPG
08-09 Utah	48	565	94	185	.508	0	0	---	36	51	.706	50	88	138	20	70	2	12	26	31	224	2.9	0.4	4.7
09-10 Utah	36	172	22	47	.468	0	0	---	9	15	.600	16	29	45	6	26	0	2	15	4	53	1.3	0.2	1.5
10-11 Min-Den	50	434	68	150	.453	0	2	.000	24	43	.558	57	73	130	7	59	0	10	31	25	160	2.6	0.1	3.2
11-12 Den.	48	792	115	192	.599	0	0	---	33	55	.600	95	163	258	15	96	1	24	33	41	263	5.4	0.3	5.5
12-13 Den.	81	1817	295	508	.581	0	1	.000	58	104	.558	211	351	562	32	246	4	44	53	103	648	6.9	0.4	8.0
13-14 Mem.	80	1349	227	459	.495	0	0	---	60	93	.645	160	258	418	39	182	1	32	67	71	514	5.2	0.5	6.4
14-15 Mem.	81	1348	182	358	.508	0	0	---	55	85	.647	121	305	426	37	148	0	29	69	63	419	5.3	0.5	5.2
15-16 Sac.	78	1482	236	444	.532	0	0	---	57	104	.548	169	254	423	33	185	1	40	48	70	529	5.4	0.4	6.8
16-17 Sac	71	1419	216	392	.551	0	1	.000	38	62	.613	118	285	403	47	172	2	36	61	48	470	5.7	0.7	6.6
TOTALS	**573**	**9379**	**1455**	**2735**	**.532**	**0**	**4**	**.000**	**370**	**612**	**.605**	**997**	**1806**	**2803**	**236**	**1184**	**11**	**229**	**403**	**456**	**3280**	**4.9**	**0.4**	**5.7**

NBA PLAYOFFS STATISTICS

Year-Team	G	MIN	FGM	FGA	PCT	FG3M	FG3A	PCT	FTM	FTA	PCT	OFF	DEF	TOT	AST	PF	DQ	STL	TO	BLK	PTS	RPG	APG	PPG
09-10 Utah	9	31	4	10	.400	0	0	---	0	0	---	4	5	9	0	2	0	0	2	1	8	1.0	0.0	0.9
10-11 Min-Den	1	2	1	1	1.000	0	0	---	0	0	---	0	0	0	0	0	0	0	0	0	2	0.0	0.0	2.0
11-12 Den.	3	26	1	3	.333	0	0	---	0	0	---	4	7	11	0	5	0	0	3	1	2	3.7	0.0	0.7
12-13 Den.	6	100	7	19	.368	1	1	1.000	5	6	.833	9	12	21	3	13	0	3	2	4	20	3.5	0.5	3.3
13-14 Mem.	7	45	7	16	.438	0	0	---	4	4	1.000	7	8	15	2	7	0	2	3	3	18	2.1	0.3	2.6
14-15 Mem.	11	127	17	31	.548	0	0	---	3	5	.600	19	20	39	4	14	0	4	1	6	37	3.5	0.4	3.4
TOTALS	**37**	**332**	**37**	**80**	**.463**	**1**	**1**	**1.000**	**12**	**15**	**.800**	**43**	**52**	**95**	**9**	**41**	**0**	**9**	**11**	**15**	**87**	**2.6**	**0.2**	**2.4**

KOUFOS' CAREER HIGHS

MIN:	40	11/30/13	BRK	@ MEM
FGM:	10 (2)	03/11/13	DEN	@ PHO
FGA:	17	01/11/13	CLE	@ DEN
3FGA:	1 (3)	11/30/12	DEN	@ LAL
FTM:	7	12/05/13	LAC	@ MEM
FTA:	9	12/05/13	LAC	@ MEM
OREB:	9	12/07/13	GS	@ MEM
DREB:	11 (2)	11/27/13	MEM	@ BOS
REB:	16 (2)	12/07/13	GS	@ MEM
AST:	3 (3)	12/22/14	UTA	@ MEM
STL:	5	02/14/12	PHO	@ DEN
TO:	5	01/04/12	SAC	@ DEN
BLK:	5 (4)	12/22/12	CHA	@ DEN
PTS:	22	03/11/13	DEN	@ PHO

KOUFOS' PLAYOFF CAREER HIGHS

MIN:	26	04/20/13	GS	@ DEN
FGM:	4 (2)	05/15/15	GS	@ MEM
FGA:	7	04/20/13	GS	@ DEN
3FGM:	1	05/02/13	DEN	@ GS
3FGA:	1	05/02/13	DEN	@ GS
FTM:	2 (4)	04/29/14	MEM	@ OKC
FTA:	2 (7)	05/13/15	MEM	@ GS
OREB:	4 (3)	05/15/15	GS	@ MEM
DREB:	5	04/20/13	GS	@ DEN
REB:	8	05/15/15	GS	@ MEM
AST:	2	05/01/14	OKC	@ MEM
STL:	1 (9)	05/15/15	GS	@ MEM
TO:	1 (11)	05/13/15	MEM	@ GS
BLK:	3	04/19/15	POR	@ MEM
PTS:	8 (2)	05/15/15	GS	@ MEM

TRANSACTIONS/CAREER NOTES: Selected after freshman season by Utah Jazz in first round (23rd pick overall) of 2008 NBA Draft ... Assigned by Jazz to G League affiliate Utah Flash (3/26/09) ... Recalled by Jazz from Flash (4/17/09) ... Contract extended after Jazz exercised their team option (10/30/09) ... Assigned by Jazz to Flash (1/25/10) ... Recalled by Jazz from Flash (1/28/10) ... Assigned by Jazz to Flash (3/8/10) ... Recalled by Jazz from Flash (3/23/10) ... Traded by the Jazz with two first-round picks to the Minnesota Timberwolves for Al Jefferson (7/13/10) ... Contract extended after Timberwolves exercised their team option (11/1/10) ... Traded by the Timberwolves to the Denver Nuggets as part of a three-team trade - the Nuggets traded Carmelo Anthony, Renaldo Balkman, Chauncey Billups, Anthony Carter and Shelden Williams to the New York Knicks; the Timberwolves traded Corey Brewer to the Knicks; the Knicks traded Wilson Chandler, Raymond Felton, Danilo Gallinari, Timofey Mozgov, a 2012 second round draft pick, a 2013 second round draft pick, a 2014 first round draft pick and cash considerations to the Nuggets; the Knicks traded Eddy Curry, Anthony Randolph and cash considerations to the Minnesota Timberwolves (2/22/11) ... Signed extension with the Nuggets (1/25/12) ... Traded by the Nuggets to the Memphis Grizzlies for Darrell Arthur and the draft rights to Joffery Lauvergne (55th overall pick in the 2013 NBA Draft) (6/27/13) ... Signed contract with the Sacramento Kings (7/13/15).

NBA CAREER: Averaging 5.7 ppg (.532FG%, .605 FT%), 4.9 rpg, 0.4 apg, 0.4 spg, 0.8 bpg and 16.4 mpg in 573 career games (215 starts) in nine seasons with five teams - Utah (2008-09 - 2009-10), Minnesota (2010-11), Denver (2010-11 - 2012-13), Memphis (2013-14 - 2014-15) and Sacramento (2015-16, 2016-17)... Has shot over 50 percent from the field in five seasons, including four of the last five.

PLAYOFFS: Averaging 2.4 ppg (.463 FG%, .800 FT%), 2.6 rpg, 0.2 apg, 0.2 spg, 0.4 bpg and 8.9 mpg in 37 career playoff games (Four starts) with Utah (2010), Denver (2011-2013) and Memphis (2014, 2015).

NBA G LEAGUE: Averaged 17.6 ppg (.576 FG%), 8.9 rpg, 1.8 apg and 30.2 mpg in 15 games (14 starts) for the Utah Flash from 2008-10 ... 2008-09 (Utah): Averaged 16.7 ppg (.566 FG%, .600 FT%), 8.4 rpg, 2.0 apg, 1.0 spg, 2.6 bpg and 29.8 mpg in 10 (10 starts) for the Flash ... 2009-10 (Utah): Averaged 19.4 ppg (.595 FG%, .562

FT%), 9.8 rpg, 1.4 apg, 1.6 bpg and 31.5 mpg in five games (Four starts) for the Flash in 2009-10.

2016-17 (Sacramento): Averaged 6.6 ppg (.551 FG%, 0-1 3pt, .613 FT%), 5.7 rpg, 0.7 apg, 0.5 spg, 0.7 spg, and 20.0 mpg in 71 games (62 starts) ... As a starter, averaged 6.6 ppg (.542 FG%, 0-1 3pt, .620 FT%), 5.76rpg, 0.7 apg, 0.5 spg, 0.6 bpg, and 20.3 mpg in 62 games ... As a reserve, averaged 6.9 ppg (.622 FG%, .600 FT%), 6.0 rpg, 0.3 apg, 0.6 spg, 0.9 bpg, and 17.6 mpg in nine games ... Missed 11 games ... Did not play in 11 games due to rest (3/13, 3/22, 3/26, 3/29-4/12/17) ... Scored in double-figures 19 times ... Recorded 10+ rebounds in nine games ... Collected four double-doubles ... Led the team in scoring once and rebounding 13 times ... **Top Single-Game Performances**: Dished out three assists to tie his career-high along with eight points (4-7 FG) and seven rebounds vs. San Antonio (10/27/17) ... Posted double-figure scoring with 13 points (6-8 FG, 1-2 FT) for the first time of the season to go along with six rebounds in a win vs. Toronto (11/06/16) ... Scored nine points (4-7 FG, 1-1 FT) and recorded 10 rebounds in a win vs. Oklahoma City (11/23/16) ... Collected a season-high 13 rebounds and added 16 points (7-11 FG, 2-6 FT) and three blocks in 22 minutes of play to secure his first double-double of the season in a win at Memphis (12/16/16) ... Scored a season-high 18 points (8-9 FG, 2-3 FT) and added five rebounds in a win at Denver (1/3/17) ... Tied for a team-high 14 points (6-8 FG, 2-2 FT) and grabbed 11 boards for his second double-double of the season vs. Minnesota (2/27/17).

2015-16 (Sacramento): Averaged 6.8 ppg (.532 FG%, .548 FT%), 5.4 rpg, 0.4 apg and 19.0 mpg in 78 games (14 starts) ... As a starter, averaged 11.0 ppg (.500 FG%, .593 FT%), 9.1 rpg, 0.5 apg, 1.1 bpg, 28.7 mpg in 14 games ... As a reserve, averaged 5.9 ppg (.546 FG%, .532 FT%), 4.6 rpg, 0.4 apg, 0.8 bpg, 16.9 mpg in 64 games ... Missed one game due to gastroenteritis (12/28) ... Missed one game due to food poisoning (3/5) ... Missed one game due to rest (4/5)... Scored in double-figures in 22 games ... Grabbed 10 or more rebounds in 10 games ... Recorded five double-doubles ... Led team in scoring in two games and rebounding in nine. **Top Single-Game Performances:** Recorded first double-double of the season with 12 points (6-9 FG) and 10 rebounds to go along with one steal and one block in 27 minutes starting vs. Golden State (11/7/15) ... Tallied team-high and season-high 19 points (8-10 FG, 3-3 FT), four rebounds, one steal and two blocks in 24 minutes off the bench vs. Orlando (3/11/16) ... Tallied 15 points (7-16 FG, 1-4 FT), a game-high and season-high 15 rebounds, two blocks in 38 minutes, starting for the injured DeMarcus Cousins, at Minnesota (3/23/16).

2014-15 (Memphis): Averaged 5.2 ppg (.508 FG%, .6457 FT%), 5.3 rpg, 0.5 apg and 16.6 mpg in 81 games (Three starts) ... As a starter, averaged 7.0 ppg, 6.0 rpg and 30.2 mpg in three games … As a reserve, veraged 5.1 ppg, 5.2 rpg, 0.78 bpg and 16.1 mpg in 78 games ... Inactive at Toronto (11/19/14) due to a stomach virus ... Appeared in at least 80 games for the third consecutive season after never playing in more than 50 games in any of his first four NBA campaigns ... Posted five offensive rebounds in consecutive games (2/2-2/4/15), becoming the first Grizzlies player to record at least five offensive rebounds off the bench in consecutive games since Shane Batter (3/6-3/7/11) ... Became the first Grizzlies player to record at least 10 rebounds off the bench in consecutive games since Zach Randolph (4/15-4/17/12) ... Led the league in defensive rating (94.8) among players that played at least 1,000 minutes ... Scored 10+ points seven times ... Recorded 10+ rebounds six times ... Led the Grizzlies in rebounding seven times, steals three times and blocks 25 times (all including ties).

2015 Playoffs: Averaged 3.4 ppg (.548 FG%, .600 FT%), 3.5 rpg, 0.4 apg, 0.4 spg, 0.5 bpg and 11.5 mpg in 11 games (Zero starts) ... **Top Single-Game Performances:** Recorded a playoff career-high three blocks vs. Portland (4/19/15) in Game 1 of the Western Conference First Round ... Tied a playoff career-high with seven rebounds vs. Portland (4/29/15) in Game 5 ... Scored a playoff career-high eight points on 4-of-4 shooting vs. Golden State (5/9/15) in Game 3 of the Western Conference Semifinals ... Tied his postseason career-high with eight points (4-5 FG) and added eight rebounds vs. Golden State (5/15/15) in Game 6 of the Western Conference Semifinals.

2013-14 (Memphis): Averaged 6.4 ppg (.495 FG%, .645 FT%), 5.2 rpg, 0.4 apg and 16.9 mpg in 80 games (22 starts) ... As a starter, averaged 8.8 ppg (.459 FG%), 8.5 rpg, 1.23 bpg and 24.2 mpg in 22 starts ... Missed two games ... Did not play in two game's due to a coach's decision ... Scored 10-plus points 17 times… Grabbed 10 or more rebounds eight times ... Recorded four double-doubles ... Led the team or tied for the team lead in scoring once, rebounding eight times, steals six times, blocks 24 times and minutes twice ... **Top Single-Game Performances:** Posted his first double-double with the Grizzlies with 10 points (5-10 FG) and 11 rebounds in a career-high 40 minutes vs. Brooklyn (11/30/13) ... Corralled a career-high tying 16 rebounds vs. Golden State (12/7/13).

2014 Playoffs: Averaged 2.6 ppg (.438 FG%, 4-4 FT), 2.1 rpg, 0.3 apg, 0.3 spg, 0.4 bpg and 6.4 mpg in seven games (Zero starts) in Memphis' opening-round series against Oklahoma City.

2012-13 (Denver): Averaged a career-high 8.0 ppg (.581 FG%, .558 FT%), a career-high 6.9 rpg, 0.4 apg, 0.5 spg 1.3 bpg and a career-high 22.4 mpg in 81 games (81 starts) ... Scored 10+ points 22 times and 20+ points twice ... Recorded 10+ rebounds in 15 games and 15+ rebounds in one game ... Posted five-plus blocks in three games ... Notched four double-doubles ... **Top Single-Game Performances:** Tied a career high with five blocks to go with seven points (3-6 FG, 1-2 FT) and seven rebounds at Golden State (11/10/12) ... Recorded 16 points (8-10 FG) and tied his career-high five blocks in a win vs. Charlotte (12/22/12) ... Scored a career-high 22 points (10-11 FG, 2-3 FT) and added 10 rebounds in a win at Phoenix (3/11/13) ... Posted 18 points (7-9 FG, 4-6 FT) and a career-high 16 rebounds vs. Memphis (3/15/13).

2013 Playoffs: Averaged 3.3 ppg (.368 FG%, .833 FT%), 3.5 rebounds, 0.5 apg, 0.5 spg, 0.7 and 16.7 mpg in six games (Two starts) in Denver's first-round playoff series against Golden State ... **Top Single-Game Performance:** Recorded six points (2-7 FG, 2-2 FT) and seven rebounds in a Game 1 win vs. Golden State (4/20/13).

2011-12 (Denver): Averaged 5.5 ppg (.599 FG%, .600 FT%), 5.4 rpg, 0.3 apg and 16.5 mpg in 48 games (24 starts) ... Scored 10+ points in eight games ... Grabbed 10 or more rebounds in five games ... Posted one game with five-plus steals ... Recorded three double-doubles ... His field goal percentage marks his career-high ... **Top Single-Game Performances:** Posted his first career double-double with 10 points (4-6 FG, 2-6 FT) and 11 boards in 24 minutes vs. Sacramento (1/4/12) ... Notched a double-double with a season-high 16 points (7-11 FG, 2-2 FT) and grabbed 12 rebounds at Portland (2/4/12).

2012 Playoffs: Averaged 0.7 ppg (.333 FG%), 3.7 rpg, 0.3 bpg and 8.7 mpg in three games (Two starts) in Denver's first-round series with the Los Angeles Lakers ... Did not play in four games due to coach's decision (5/4-5/8/12, 5/12/12)

2010-11 (Minnesota/Denver): Averaged 3.2 ppg (.453 FG%, .558 FT%), 2.6 rpg, 0.1 apg, 0.2 spg, 0.5 bpg and 8.7 mpg in 50 games (Two starts) with Minnesota and Denver ... Traded by the Timberwolves to the Nuggets in a three-team, 13-player trade that also included the New York Knicks.

2010-11 (Minnesota): Averaged 2.7 ppg (.435 FG%, .500 FT%), 2.5 rpg, 0.2 apg and 8.6 mpg in 39 games)One start) with Minnesota ... Collected 10+ rebounds in two games ... **Top Single-Game Performance:** Pulled down a season-high 11 rebounds and scored six points (3-9 FG) at Portland (12/17/10)

2010-11 (Denver): Averaged 4.9 ppg (.500 FG%, .632 FT%), 3.0 rpg and 8.9 mpg in 11 games (One start)with Denver ... Scored in double-figures three times ... **Top Single-Game Performances:** Scored a season-high 18 points (6-8 FG, 6-7 FT) and grabbed nine rebounds for a near double-double in a win vs. Golden State (4/11/11) ... Posted 14 points (7-11 FG) and six boards in a start at Utah (4/13/11)

2011 Playoffs: In his only appearance, scored two points in two minutes vs. Oklahoma City (4/20/11) in Game 2 of the First Round

2009-10 (Utah): Averaged 1.5 ppg (.468 FG%, .600 FT%), 1.3 rpg, 0.2 apg, 0.1 spg, 0.1 and 4.8 mpg in 36 games(Zero starts) ... Assigned to the G League's Utah Flash two times (1/25-1/28/10 and 3/8-3/22/10) ... Averaged 19.4 ppg (.595 FG%, .562 FT%), 9.8 rpg, 1.4 apg, 1.6 bpg and 31.5 mpg in five games (Four starts) for the Flash.

2010 Playoffs: Averaged 0.9 ppg (.400 FG%), 1.0 rpg and 3.4 mpg in nine postseason games (Zero starts)

2008-09 (Utah): As a rookie, averaged 4.7 ppg (.508 FG%, .706 FT%), 2.9 rpg, 0.4 apg, 0.3 spg, 0.6 bpg and 11.8 mpg in 48 games (Seven starts) ... Played for the Jazz's G League affiliate Utah Flash from March 26 to April 17 ... Averaged 16.7 ppg (.566 FG%, .600 FT%), 8.4 rpg, 2.0 apg, 1.0 spg, 2.6 bpg and 29.8 mpg in 10 games (10 starts) the Flash ... Scored in double-fiugres seven times ... Grabbed 10+ boards in one game ... Recorded five-plus blocks in one game ... **Top Single-Game Performances:** Totaled nine points (4-10 FG, 1-2 FT) and 10 rebounds for a near double-double at Charlotte (11/4/08) ... Posted 18 points (8-11 FG, 2-3 FT), eight rebounds, two assists and two steals in a win vs. Dallas (12/26/08)

INTERNATIONAL CAREER: Summer 2011: Participated in Eurobasket 2011 with the Greek National Team, averaging 8.7 ppg and 3.7 rpg in 11 games ... Summer 2009: Joined the Greek National Team in the EuroBasket 2009 Championships, averaging 5.6 ppg and 3.0 rpg in nine games.

COLLEGE CAREER: Averaged 14.4 ppg (.508 FG%), 6.7 rpg and 0.5 apg in 37 games (started 35) in his lone season at Ohio State University (2007-08) ... Named postseason MVP of the National Invitational Tournament after the Buckeyes claimed the 2008 NIT Championship ... Recorded 21 points, four blocks and two steals in a career-high 36 minutes vs. Massachusetts in the NIT title game (4/3/08) ... Led Ohio State in rebounds (247) and blocks (67) and ranked second on the team in points (534) ... Led all Big Ten freshman in rebounding, blocks, offensive rebounds (98) and defensive rebounds (149) ... Among all Big Ten players, ranked fifth in rebounding and scoring and placed second in blocks ... Earned Big Ten Player of the Week honors on Nov. 26, 2007, after averaging 18.7 ppg and 9.3 rpg.

PERSONAL: Born Feb. 24, 1989 in Canton, Ohio ... Name is pronounced COAST-ah KOO-fuss ... Full name is Konstantine Demetrios Koufos ... Son of Kathy and the late Alex Koufos ... Has one older brother, Vasili, and one older sister, Maria ... Is the only member of his family taller than six feet ... A dual citizen of the UnitedStates and Greece ... Helped lead Greece to a silver medal while garnering MVP honors at the 2007 U18 European Championships after averaging 26.5 ppg, 13.0 rpg and 3.5 bpg ... Averaged 25.9 ppg, 15.4 rpg and and 5.2 bpg as a senior at Glen Oak High School in Canton, Ohio ... Inducted into the Glen Oak High School Hall of Fame on Aug. 29, 2014 ... Finished second to Buckeye teammate Jon Diebler in the Mr. Ohio Basketball voting in 2007 ... Selected to the 2007 McDonald's and EA Sports High School All-American teams ... Was a business major at Ohio State.

7 SKAL LABISSIERE

La-bee-SEE-AIR

POSITION: Forward-Center
HEIGHT/WEIGHT: 6-11/225
YEARS: 2nd NBA season
COLLEGE/COUNTRY: Kentucky/USA
HIGH SCHOOL: Luasanne Collegiate (Memphis, TN)
BORN: 3/18/96 (Port-Au-Prince, Haiti)

NBA REGULAR SEASON STATISTICS

Year-Team	G	MIN	FGM	FGA	PCT	FG3M	FG3A	PCT	FTM	FTA	PCT	OFF	DEF	TOT	AST	PF	DQ	STL	TO	BLK	PTS	RPG	APG	PPG
16-17 Sac.	33	612	117	218	.537	3	8	.375	52	74	.703	51	112	163	27	64	1	16	37	13	289	4.9	0.8	8.8
TOTALS	**33**	**612**	**117**	**218**	**.537**	**3**	**8**	**.375**	**52**	**74**	**.703**	**51**	**112**	**163**	**27**	**64**	**1**	**16**	**37**	**13**	**289**	**4.9**	**0.8**	**8.8**

LABISSIERE'S CAREER HIGHS

MIN:	36	03/31/17	SAC	@	NOP
FGM:	11	03/15/17	SAC	@	PHX
FGA:	16	03/31/17	SAC	@	NOP
3FGM:	1	03/15/17	SAC	@	PHX
3FGA:	1 (3)	03/22/17	MIL	@	SAC
FTM:	9	03/15/17	SAC	@	PHX
FTA:	11	03/15/17	SAC	@	PHX
OREB:	3	11/05/16	SAC	@	MIL
DREB:	10	02/25/17	CHA	@	SAC
REB:	13	02/25/17	CHA	@	SAC
AST:	8	03/24/17	SAC	@	GSW
STL:	2	03/15/17	SAC	@	PHX
TO:	3 (2)	03/08/17	SAC	@	SAS
BLK:	4	03/13/17	ORL	@	SAC
PTS:	32	03/15/17	SAC	@	PHX

TRANSACTIONS/CAREER NOTES: An early entry candidate, selected by the Phoenix Suns in the first round (28th overall) of the 2016 NBA Draft ... Draft rights acquired by the Kings along with draft rights to Georgios Papagiannis (13th overall) and the rights to Bogdan Bogdanovic and a future second-round selection from the Phoenix Suns in exchange for the draft rights to Marquese Chriss (8th overall) on the night of the Draft (6/23/16) ... Became the highest drafted Haitian player since Samuel Dalembert, who was selected 26th overall in the 2001 NBA Draft ... Signed to a multi-year contract with Sacramento (7/15/16).

KINGS: Eighth consecutive NBA Draft the Kings selected an early entry candidate ... Marks the third time a Kentucky player has been drafted by the Kings in the first round (2010-DeMarcus Cousins, 2015-Willie Cauley-Stein) ... In franchise history, the Kings have selected nine other players out of the University of Kentucky, the first being Bill Evans, selected in the fifth round of the 1955 NBA Draft.

2016-17 (Sacramento): Averaged 8.8 ppg (.537 FG%, .375 3pt%, .703 FT%), 4.9 rpg, 0.8 apg, 0.4 bpg, 0.5 spg and 18.5 mpg in 33 games (12 starts) ... As a starter, averaged 11.1 ppg (.500 FG%, .667 3pt%, .680 FT%) 6.0 rpg, 0.9 apg, 0.8 bpg, 0.6 spg and 27.6 mpg in 12 games ... As a reserve, averaged 7.4 ppg (.571 FG%, .200 3pt%, .730 FT%), 4.4 rpg, 0.8 apg, 0.4 spg and 13.4 mpg in 21 games ... Missed 49 games ... Inactive in 25 contests, none due to injury (10/26-10/29/16, 11/1/-11/20/16, 11/27-12/12/16, 12/20-12/23/16, 1/3-1/15/17)... Did not play in 24 games due to coach's decision (10/31-11/3/16, 11/6-11/10/16, 11/23/16, 11/25/16, 12/16/16, 12/26/16, 12/28/16, 1/18/17, 1/21-1/30/17, 2/3-2/6/17, 2/10-2/14/17)... Scored in double-digits 14 times, 20+ points two times and 30+ points one time ... Secured 10+ rebounds in three contests ... Led the team in scoring three times, rebounds four times, and assists once ... Ranked ninth in points per game and fourth in rebounds per game among qualified rookies ... **Top Single-Game Performances:** Recorded eight points and a career-high 13 boards vs. Charlotte (2/25/17) ... Set a career-high with four blocked shots and added 11 points (5-9 FG, 1-3 FT) and seven rebounds in a win vs. Orlando (3/13/17) ... Scored a game and career-high 32 points (11-15 FG, 1-1 3pt, 9-11 FT) with a 21 point fourth quarter and notched career-highs in attempts, makes, and steals with two on his way to his first career double-double in a win at Phoenix (3/15/17) ... Tallied his second career double-double with 10 points and 10 rebounds while adding a career-high eight assists at Golden State (3/24/17) ... Achieved his second career 20+ point game with 25 (10-12 FG, 5-6 FT) to lead the team in scoring for a second consecutive game and tied his career best two steals vs. Houston (4/9/17).

NBA G LEAGUE: Averaged 14.9 ppg (.457 FG%, .167 3pt%, .708 FT%), 7.6 rpg, 0.9 spg, 1.3 bpg and 31.0 mpg in 17 games (17 starts) for the Reno Bighorns, Sacramento's G League affiliate, during the 2016-17 season.

COLLEGE (Kentucky 2015-16): As a freshman, averaged 6.6 ppg (.516 FG%, .661 FT%), 3.1 rpg, 1.6 bpg and 15.8 mpg in all 36 games (started 18) in his only season with the 2015-16 Kentucky Wildcats ... A two-time SEC Freshman of the Week selection ... Ranked among the top 10 in blocks per game among all SEC players ... Posted 12 points on 6-of-10 shooting with six blocks in his NCAA Tournament debut vs. Stony Brook ... Led the team with six blocks as UK broke an NCAA Tournament record with 15 total blocks in that game ... Six blocks vs. Stony Brook tied for the second most by a Wildcat in an NCAA Tournament game.

PERSONAL: Son of Lesly and Ema Labissiere ... Born on March 18, 1996 ... Has a brother, Elliott, and a sister, Mallya ... Chose Kentucky over North Carolina, Georgetown, Baylor, Tennessee and Memphis ... His biggest influences in life are his parents, as well as his American family ... Lists coming to the States and winning an MVP award at one of his first All-American camps as his most memorable basketball moment.

10 FRANK MASON III

POSITION: Guard
HEIGHT/WEIGHT: 5-11/190
YEARS: 1st NBA season
COLLEGE/COUNTRY: Kansas /USA
HIGH SCHOOL: Petersburg HS (Petersburg, VA)
BORN: 4/3/94 (Petersburg, VA)

COLLEGE STATISTICS

Year-Team	G	MPG	FGM	FGA	PCT	FG3M	FG3A	PCT	FTM	FTA	PCT	RPG	APG	SPG	BPG	PTS	PPG
13-14 Kansas	35	16.2	63	151	.417	018	55	.327	47	71	.662	1.3	2.1	0.5	0.0	191	5.5
14-15 Kansas	36	33.5	150	340	.441	42	98	.429	110	140	.786	3.9	3.9	1.4	0.1	452	12.6
15-16 Kansas	38	33.5	155	357	.434	43	113	.381	136	184	.739	4.3	4.6	1.3	0.1	489	12.9
16-17 Kansas	36	36.1	241	492	.490	82	174	.471	189	238	.794	4.2	5.2	1.3	0.1	753	20.9
TOTALS	**145**	**30.0**	**609**	**1340**	**.454**	**185**	**440**	**.000**	**482**	**633**	**.761**	**3.4**	**4.0**	**1.1**	**0.1**	**1885**	**13.0**

TRANSACTIONS/CAREER NOTES: Selected by Sacramento out of the University of Kansas in the second round (34th overall) of the 2017 NBA Draft ... Signed a contract with the Kings (7/13/17).

KINGS: Marks the second consecutive year the team drafted a senior, both overall and in the second round of the NBA draft (Isaiah Cousins, Oklahoma, 59th overall) ... In franchise history, the Kings have selected five other players out of the University of Kansas, with Walt Wesley being the first when he was selected with the sixth overall pick in the 1966 NBA Draft by the Cinncinati Royals ... Joins Ryan Robertson as the only other KU player selected by the franchise in the second round of the draft.

Las Vegas Summer League (2017): Averaged 8.5 ppg (13-33 FG), 3.5 rpg, 2.5 apg, 0.5 spg and 16.5 mpg in four games.

COLLEGE (Kansas 2013-17): In four seasons at the University of Kansas (2013-14, 14-15, 15-16, 16-17), averaged 13.0 ppg (.454 FG%, .420 3pt%, .761 FT%), 4.0 apg, 3.4 rpg, 1.1 spg and 30.0 mpg in 145 games (113 starts) ... As a senior, averaged 20.9 ppg (.490 FG%, .471 3pt%, .794 FT%), 5.2 apg, 4.2 rpg, 1.3 spg and 36.1 mpg in 36 games (36 starts) ... Became the first player in both the Big 12 and Kansas history to average 20.0 points and 5.0 assists for a season ... A consensus First Team-All American ... Unanimous selection for Big 12 Player of the year and All-Big 12 First Team ... Swept National Player of the Year accolades, including AP Player of the Year, the Wooden Award, the Naismith Tropy, the Oscar Robertson Trophy (USBWA) and similar honors from Sports News, CBS Sports, USA Today, NBC Sports and Bleacher Report ... Only the second player in KU history to win the Wooden Award (Danny Manning, 1988) ... Awarded the Bob Cousy Point Guard Award and Big 12 Player of the Year as well ... In the Kansas basketball record books, ranks sixth in scoring (1,885) and assists (576), the only player in the storied program to rank that high in both categories ... Also became the first Kansas player to the lead the Big 12 in scoring since the 2004-05 season, finising 22nd nationally ... Led the Big 12 in three-point percentage at 47.1 percent, ranked 16th nationwide ... His assist average ranked for fourth best in the conference ... As a junior, averaged 12.9 ppg (.434 FG%, .381 3pt%, .739 FT%), 4.6 apg, a career-high 4.3 rpg, 1.3 spg and 33.5 mpg in 38 games (38 starts) ... Led the team in assists while ranking third on the team in points ... As a sophomore, averaged 12.6 ppg (.441 FG%, .429 3pt%, .786 FT%), 3.9 apg, 3.9 rpg, a career-high 1.4 spg, and 33.5 mpg in 36 games (36 starts) ... As a freshman, averaged 5.5 ppg (.417 FG%, .327 3pt%, .662 FT%), 2.1 apg, 1.3 rpg and 16.2 mpg in 35 games (Three starts).

PERSONAL: Has one son, Amari, who he introduced to KU fans during his speech on Senior Night ... Has seven siblings.

13 GEORGIOS PAPAGIANNIS

YOUR-gos **Pa-pa-YAHN-iss**

POSITION: Center
HEIGHT/WEIGHT: 7-1/240
YEARS: 2nd NBA season

BEFORE NBA/COUNTRY: Panathinalkos/Greece
BORN: 7/3/97 (Amarousio, Greece)

NBA REGULAR SEASON STATISTICS

Year-Team	G	MIN	FGM	FGA	PCT	FG3M	FG3A	PCT	FTM	FTA	PCT	OFF	DEF	TOT	AST	PF	DQ	STL	TO	BLK	PTS	RPG	APG	PPG
16-17 Sac.	22	355	56	102	.549	0	2	.000	12	14	.857	24	62	86	20	44	0	3	24	17	124	3.9	0.9	5.6
TOTALS	**22**	**355**	**56**	**102**	**.549**	**0**	**2**	**.000**	**12**	**14**	**.857**	**24**	**62**	**86**	**20**	**44**	**0**	**3**	**24**	**17**	**124**	**3.9**	**0.9**	**5.6**

PAPAGIANNIS' CAREER HIGHS

MIN:	27 (2)	04/11/17	PHX	@	SAC
FGM:	6 (2)	03/26/17	SAC	@	LAC
FGA:	10	03/18/17	SAC	@	OKC
3FGM:					
3FGA:	1	03/24/17	SAC	@	GSW
FTM:	2	03/18/17	SAC	@	OKC
FTA:	2	03/18/17	SAC	@	OKC
OREB:	4	03/19/17	SAC	@	SAS
DREB:	9	03/18/17	SAC	@	OKC
REB:	11	03/18/17	SAC	@	OKC
AST:	4	03/26/17	SAC	@	LAC
STL:	1	03/18/17	SAC	@	OKC
TO:	1 (2)	03/18/17	SAC	@	OKC
BLK:	3	03/15/17	SAC	@	PHX
PTS:	14	03/18/17	SAC	@	OKC

TRANSANCTIONS/CAREER NOTES: Selected by the Phoenix Suns in the first round (13th overall) of the 2016 NBA Draft … Draft rights acquired by the Kings along with draft rights to Skal Labissere (13th overall) and the rights to Bogdan Bogdanovic and a future second-round selection from the Phoenix Suns in exchange for the draft rights to Marquese Chriss (8th overall) on the night of the Draft (6/23/16) … Signed to a multi-year contract with the Kings (7/13/16).

KINGS: Became the highest drafted Greek player ever.

2016-17 (Sacramento): Averaged 5.6 ppg (.549 FG%, 0-2 3pt, .857 FT%) in 22 games all a reserve ... Inactive in 43 games ... Did not play in 17 games due to a coach's decision ... Scored in double-figures six times ... Recorded 10+ rebounds in three games ... Notched two double-doubles ... Led the team in scoring one time and rebounding three times ... Top Single-Game Performances: Set a career-high with three blocks at Phoenix (3/15/17) ... Set career-highs with14 points (6-10 FG, 2-2 FT), nine defensive and 11 total rebounds, all team-highs, in 22 minutes played to record his first career double-double at Oklahoma City (3/18/17) ... Led the team with 10 boards to record consecutive games with double-digit rebounds at San Antonio (3/19/17) ... Dished out four assists to set a career-high while adding 12 points (6-9 FG) and four rebounds in 21 minutes of play in a win at LA Clippers (3/26/17) Played a career-high 28 minutes while tying his career-high in FGM and FGA with six and 10 respectively, on his way to 13 points in a win vs. Dallas (4/4/17) ... Scored 10 points and for a third time during the season held the team-high in boards with 10 to secure second double-double of the season and career at Los Angeles Lakers (4/7/17) ... Tied a career-high three FTM while setting a career-high with four FTA as he finished with 13 points and seven rebounds in a win vs Phoenix (4/11/17).

NBA G LEAGUE: Averaged 13.7 ppg (.500 FG%, 3-6 3pt, .763 FT%), 8.1 rpg, 0.5 apg, 0.6 spg, 2.6 bpg and 32.1 mpg in 23 games (20 starts) for the Reno Bighorns, Sacramento's G League affiliate, during the 2016-17 season.

INTERNATIONAL EXPERIENCE: Played in Greece (2012-16) ... Made professional debut for Peristeri (Greece) at the age of 14 ... Became the youngest player to play in the modern era of the Greek Basket League for Panathinaikos (Greece) for four seasons (2011-12 – 2012-13 and 2014-15 - 2015-16) ... In 2015-16, averaged 6.4 ppg (.678 FG%, .667 FT%), 2.6 rpg and 11.4 mpg in 21 contests ... Played high school basketball in the United States at Westtown School in West Chester, Penn., in 2013-14, before returning to Greece.

PERSONAL: Son of Kanellos Papagiannis and Maria Pantela ... Has a brother named Minas Rafail Papagiannis ... Born on July 3, 1997.

50 ZACH RANDOLPH

POSITION: Forward
HEIGHT/WEIGHT: 6-9/260
YEARS: 17th NBA season
COLLEGE/COUNTRY: Michigan State/USA
HIGH SCHOOL: Marion HS (Marion, IN)
BORN: 7/16/81 (Marion, IN)

NBA REGULAR SEASON STATISTICS

Year-Team	G	MIN	FGM	FGA	PCT	FG3M	FG3A	PCT	FTM	FTA	PCT	OFF	DEF	TOT	AST	PF	DQ	STL	TO	BLK	PTS	RPG	APG	PPG
01-02 Por.	41	238	48	107	.449	0	0	---	18	27	.667	31	38	69	13	29	0	7	15	4	114	1.7	0.3	2.8
02-03 Por.	77	1301	264	515	.513	0	5	.000	122	161	.758	139	204	343	41	141	0	42	62	14	650	4.5	0.5	8.4
03-04 Por. .	81	3067	663	1368	.485	1	5	.200	299	393	.761	242	609	851	163	227	0	68	247	41	1626	10.5	2.0	20.1
04-05 Por.	46	1603	332	741	.448	0	6	.000	207	254	.815	142	300	442	86	112	3	34	112	17	871	9.6	1.9	18.9
05-06 Por.	74	2545	536	1229	.436	16	55	.291	245	343	.714	193	399	592	144	185	1	57	165	14	1333	68.0	1.9	18.0
06-07 Por.	68	2425	600	1286	.467	14	48	.292	394	481	.819	199	489	688	147	184	1	53	215	15	1608	10.1	2.2	23.6
07-08 NY.	69	2244	486	1058	.459	22	80	.275	223	289	.772	184	526	710	140	194	1	59	186	16	1217	10.3	2.0	17.6
08-09 NY-LAC	50	1757	415	873	.475	32	97	.330	179	244	.734	157	347	504	103	133	0	43	114	16	1041	10.1	2.1	20.8
09-10 Mem..	81	3051	652	1336	.488	15	52	.288	362	465	.778	330	620	950	149	226	3	80	174	34	1681	11.7	1.8	20.8
10-11 Mem.	75	2724	598	1188	.503	8	43	.186	300	396	.758	326	588	914	163	175	0	63	151	25	1504	12.2	2.2	20.1
11-12 Mem.	28	735	132	285	.463	2	8	.250	58	88	.659	78	147	225	48	57	0	21	40	4	324	8.0	1.7	11.6
12-13 Mem.	76	2607	471	1024	.460	2	23	.087	225	300	.750	310	544	854	108	180	0	61	150	31	1169	11.2	1.4	15.4
13-14 Mem.	79	2705	560	1198	.467	2	20	.100	250	337	.742	265	530	795	200	210	0	54	183	23	1372	10.1	2.5	17.4
14-15 Mem.	71	2304	454	932	.487	7	20	.350	228	298	.765	225	522	747	153	175	1	69	156	14	1143	10.5	2.2	16.1
15-16 Mem.	68	2016	431	907	.475	6	26	.231	172	216	.736	179	350	529	142	146	0	43	105	13	1040	7.8	2.1	15.3
16-17 Mem.	73	1786	433	964	.449	21	94	.223	141	193	.731	182	416	598	122	136	1	38	99	10	1028	8.2	1.7	14.1
TOTALS	**1057**	**33108**	**7075**	**15011**	**.471**	**148**	**582**	**.254**	**3423**	**4485**	**.763**	**3182**	**6629**	**9811**	**1922**	**2510**	**11**	**792**	**2174**	**291**	**17721**	**9.3**	**1.8**	**16.8**

NBA PLAYOFFS STATISTICS

Year-Team	G	MIN	FGM	FGA	PCT	FG3M	FG3A	PCT	FTM	FTA	PCT	OFF	DEF	TOT	AST	PF	DQ	STL	TO	BLK	PTS	RPG	APG	PPG
01-02 Por.	1	1	0	0	---	0	0	---	0	0	---	0	0	0	0	0	0	0	0	0	0	0.0	0.0	0.0
02-03 Por.	7	205	32	61	.525	0	0	---	33	37	.892	22	39	61	17	11	0	3	13	2	97	8.7	1.6	13.9
10-11 Mem.	13	515	100	224	.446	2	8	.250	87	106	.821	43	98	141	45	31	0	14	27	10	289	10.8	2.4	22.2
11-12 Mem.	7	248	37	88	.420	0	4	.000	22	35	.629	27	42	69	25	6	0	0	11	4	96	9.9	0.9	13.7
12-13 Mem.	15	554	99	215	.460	0	1	.000	63	94	.670	59	91	150	52	24	0	0	31	7	261	10.0	1.6	17.4
13-14 Mem.	6	234	42	104	.404	0	1	.000	25	41	.610	17	35	52	13	14	0	5	10	1	109	8.7	2.3	18.2
14-15 Mem.	11	382	71	168	.423	1	5	.200	29	33	.879	32	61	93	37	23	0	6	23	0	172	8.5	2.1	15.6
15-16 Mem.	4	120	23	62	.371	0	0	---	6	7	.857	15	20	35	7	10	0	1	7	0	52	8.8	1.8	13.0
16-17 Mem.	6	191	35	83	.422	1	7	.143	8	11	.727	9	40	49	4	14	0	5	7	2	79	8.2	0.7	13.2
TOTALS	**70**	**2450**	**439**	**1005**	**.437**	**4**	**26**	**.154**	**273**	**364**	**.750**	**224**	**426**	**650**	**120**	**213**	**0**	**51**	**129**	**26**	**1155**	**1.8**	**3.0**	**16.5**

RANDOLPH'S CAREER HIGHS

MIN:	50 (2)	02/09/10	MIA	@ MEM
FGM:	17	01/19/07	POR	@ PHO
FGA:	40	01/27/07	POR	@ MEM
3FGM:	4	02/06/09	LAC	@ MEM
3FGA:	8	03/20/06	MIL	@ POR
FTM:	15	11/10/06	NOK	@ POR
FTA:	20	11/15/06	POR	@ CLE
OREB:	13	11/15/14	DET	@ MEM
DREB:	16 (2)	02/19/10	MIA	@ MEM
REB:	25	02/27/10	MEM	@ NYK
AST:	10	03/19/16	LAC	@ MEM
STL:	5	02/10/04	UTA	@ POR
TO:	7 (10)	02/28/15	MEM	@ MIN
BLK:	5	11/23/04	POR	@ MIA
PTS:	50	02/19/10	MIA	@ MEM

RANDOLPH'S PLAYOFF CAREER HIGHS

MIN:	56	05/09/11	MEM	@ OKC
FGM:	12 (3)	05/13/11	MEM	@ OKC
FGA:	25	05/09/11	MEM	@ OKC
3FGM:	1 (3)	05/13/15	MEM	@ GS
3FGA:	2 (2)	05/13/12	MEM	@ LAC
FTM:	16	05/09/11	MEM	@ OKC
FTA:	17	05/09/11	MEM	@ OKC
OREB:	9	05/25/13	MEM	@ SA
DREB:	14	04/17/11	MEM	@ SA
REB:	21	05/07/11	MEM	@ OKC
AST:	6 (2)	04/24/14	MEM	@ OKC
STL:	3 (3)	04/26/14	MEM	@ OKC
TO:	5 (2)	04/27/13	MEM	@ LAC
BLK:	3	05/11/12	MEM	@ LAC
PTS:	34 (2)	05/09/11	MEM	@ OKC

TRANSACTIONS/CAREER NOTES: An early-entry candidate selected by the Portland Trail Blazers in the first round (19th overall) of the 2001 NBA Draft ... Signed a multi-year contract with the Portland Trail Blazers (8/20/01) ... Signed a multi-year contract extension with the Portland Trail Blazers (11/4/04) ... Traded by the Portland Trail Blazers with Dan Dickau and Fred Jones to the New York Knicks for Steve Francis and Channing Frye (6/28/07) ... Traded by the New York Knicks with Mardy Collins to the Los Angeles Clippers for Cuttino Mobley and Tim Thomas (11/21/08) ... Traded by the Los Angeles Clippers to the Memphis Grizzlies for Quentin Richardson (7/17/09) ... Signed a multi-year contract extension with the Memphis Grizzlies (4/20/11) ... Exercised a player option to extend his contract (6/27/14) ... Signed a multi-year extension with the Memphis Grizzlies (6/30/14) ... Signed a multi-year contract with the Kings (7/10/17).

NBA CAREER: Averaging 16.8 ppg (.471 FG%, .254 3pt%, .763 FT%), 9.3 rpg, 1.8 apg, 0.7 spg, 0.3 bpg and 31.3 mpg in 1,057 games career games (825 starts) in his 16 NBA seasons with four teams: Portland (2001-02--2006-07), New York (2007-08, 2008-09), Los Angeles Clippers (2008-09) and Memphis Grizzlies (2009-10--2016-17) ... Owns 480 career double-doubles (third among active players behind only Dwight Howard and Pau Gasol) and one triple-double (3/19/16) ... Averaged at least 20 points and 10 rebounds in five different seasons ... Averaged at least 20 points and 10 rebounds in five different seasons (2003-04, 2006-07, 2008-09, 2009-10, 2010-11) ...

The Grizzlies franchise career leader in field goals made (3,731), offensive rebounds (1,895), defensive rebounds (3,717), total rebounds (5,612) and double-doubles (285) ... Has scored 10+ points 879 times, including 396 games with 20+ points, 50 games with 30+ points and three games with 40+ points.

NBA AWARDS/HONORS: Selected to the 2010-11 All-NBA Third Team ... His selection to an All-NBA team marked a career first and a franchise first for the Grizzlies ... Two-time NBA All-Star (2010, 2013) ... Received the 2003-04 NBA Most Improved Player Award.

NBA PLAYOFFS: Averaging 16.5 ppg (.437 FG%, .154 3pt%, .750 FT%), 9.3 rpg, 1.7 apg, 0.7 spg, 0.4 bpg and 35.0 mpg in 70 playoff games (64 starts) for Portland (2001-02, 2002-03) and Memphis (2010-11—2016-17) ... The Grizzlies' all-time postseason leader in points (979), rebounds (540), rebounding average (9.6) and field goals made (372) ... Owns 29 career postseason double-doubles.

2016-17 (Memphis): Averaged 14.1 ppg (.449 FG%, .223 3pt%, .731 FT%), 8.2 rpg, 1.7 apg, 0.5 spg, 0.1 bpg and 24.5 mpg in 73 games (5 starts) ... As a starter, averaged 9.2 ppg (.446 FG%, .429 3pt%, .947 FT%), 3.3 rpg, 2.1 apg, 0.9 spg, 0.5 bpg and 28.5 mpg in 15 games ... As a reserve, averaged 7.7 ppg (.380 FG%, .363 3pt%, .729 FT%), 3.1 rpg, 1.8 apg, 0.8 spg, 0.5 bpg and 23.7 mpg in 58 games ... Missed a total of nine games ... Away from the team for seven games (11/25-12/5/16) due to personal reasons ... Did not play in one game due to a coach's decison (2/8/17) ... Inactive in one game due to rest (4/9/17) ... Led the Grizzlies in scoring five times, in rebounding 35 times, in steals 10 times, in blocks seven times and in minutes twice (all including ties) ... Became Michigan State Univeristy's all-time NBA leading scorer as he surpassed Magic Johnson (17,707) and put himself at 75th all-time with 17,721 career regular season points ... Reached 17,000 career points to become just the 12th player in NBA history to record 17,000 career points and 3,000 career offensive rebounds ... Notched 182 offensive boards to total 3,182 for his career, passing David Robinson (3,083) for 25th highest total in League history ... Surpassed Pau Gasol (3,324) as the Grizzlies franchise leader in field goals made with 3,731 field goals made in a Memphis uniform ... Set the Grizzlies single-season record with 54 double-figure scoring games off the bench previously held by Mike Miller and O.J. Mayo with 47 ... Recorded 19 double-figure rebounding games off the bench to set another club single-season record previously held by Michael Smith with 11 ... Scored in double figures 59 times, including 10 games with at least 20 points ... Grabbed double-digit rebounds 21 times ... Recorded 20 double-doubles ... Notched more double-doubles (19) off the bench than any other player ... Ranked seventh among reserves in scoring ... Ranked 15th in the league in rebounds per game ... Recorded more rebounds per game than any other NBA reserve ... Ranked second in offensive rebounds per game among reserves ... **Top Single Game Performances:** Recorded a double-double in the season opener with 19 points (7-12 FG, 1-2 3pt, 4-6 FT) and 11 rebounds in a win vs. Minnesota (10/26/16) ... Posted a double-double with 12 points (5-16 FG, 2-4 FT) and 14 rebounds in 22 minutes, including an eight point and nine rebound fourth quarter in a win vs. Philadelphia (12/6/16) ... Scored a team-high tying 27 points (12-17 FG, 1-1 3pt, 2-2 FT), added 11 rebounds and dished out a season-high six assists in 35 minutes off the bench in a 24-point come-from-behind OT win at Golden State (1/6/17) ... Totaled 15 points (7-19 FG, 1-1 3pt) and a team and season-high 16 rebounds, including eight offensive boards vs. Chicago (1/15/17) ... Posted 20 points (7-14 FG, 2-3 3pt, 4-5 FT) and 10 boards for his second 20 and 10 game of the year vs. Sacramento (1/20/17) ... Notched team-highs including a season-high 28 points (12-20 FG, 0-1 3pt, 4-4 FT) and nine rebounds in a win at Utah (1/28/17) ... Posted a double-double with 17 points (5-18 FG, 0-2 3pt, 7-8 FT) and 15 boards vs. Sacramento (3/27/17) ... Pulled down 16 rebounds for the second time on the season and totaled 18 points (7-21 FG, 0-3 3pt, 4-6 FT) for another double-double at San Antonio (4/4/17).

2017 Playoffs: Averaged 13.2 ppg (.422 FG%, 1-7 3pt, 8-11 FT), 8.2 rpg, 0.7 apg, 0.8 spg, 0.3 bpg and 31.8 mpg in six games (Four starts) ... Scored in double-figures four times and 20+ points once ... Grabbd 10 or more rebounds in three games ... Recorded three double-doubles ... **Top Single-Game Performances:** Totaled 18 points (9-18 FG, 0-1 3pt), 10 boards and three steals for his first double-double of the 2017 postseason at SA (4/17/17) ... Followed up his double-double with 21 points (9-16 FG, 1-2 3pt, 2-2 FT) and eight rebounds in a playoff win vs. SA (4/20/17).

2015-16 (Memphis): Averaged 15.3 ppg (.475 FG%, 6-26 3pt, .796 FT%), 7.8 rpg, 2.1 apg, 0.6 spg, 0.2 bpg and 29.6 mpg in 68 games (53 starts) ... As a starter, averaged 15.6 ppg (.467 FG%, 6-23 3pt, .811 FT%), 7.8 rpg, 2.2 apg, 0.6 spg, 0.1 bpg and 30.5 mpg in 53 starts ... As a reserve, averaged 14.1 ppg (.512 FG%, 1-3 3pt, .745 FT%), 7.7 rpg, 1.6 apg, 0.6 spg, 0.4 bpg and 26.7 mpg in 15 games ... Missed a total of 14 games due to injury ... Did not dress in seven games due to a sore right knee (11/20-11/27/15, 3/11/16, 3/16/16) ... Did not play in two games due to a coach's decision (3/7/16, 3/9/16,) while tending to the same sore right knee ... Not with the team on three occasions due to a sore right knee (3/12/16, 3/14/16, 3/17/16) ... Did not dress in one game due to a right ankle sprain (3/25/16) ... Not with the team for one game due to a right ankle sprain (3/28/16) ... Scored 10+ points 57 times, including 14 games with 20+ points ... Grabbed 10+ rebounds 18 times ... Recorded 17 double-doubles, including one triple-double … Led the Grizzlies in scoring 17 times, in rebounding a team-high 28 times, in assists seven times, in steals eight times, in blocks five times and in minutes 12 times ... Paced the team in rebounding average for the fourth straight season and for the sixth time in his seven seasons in Memphis ... Ranked third in scoring average ... Led the team in total points (1,040), offensive rebounds (179), defensive rebounds (350), total rebounds (529) and field goals made (431) and attempted (907) ... Registered his first career triple-double in his 974th career NBA game, which set the league record for most career games

before his first triple-double and broke Karl Malone's old mark of 860 games… Became the third-oldest player in NBA history at 34 years and 247 days old to record his first triple-double, behind only Matt Barnes (36 years and two days old) and Dennis Rodman (34 years and 248 days old) ... Vaulted to 94th in NBA history in career scoring after he surpassed the 16,000-point plateau and finished the season with 16,693 career regular season points ... Surpassed Randy Smith (101st, 16,262 points), Paul Arizin (100th, 16,266 points), Stephon Marbury (99th, 16,297 points), James Worthy (98th, 16,320 points), Joe Dumars (97th, 16,401 points), Jerry Stackhouse (96th, 16,409 points), and Tiny Archibald (95th, 16481) ... Leaped over Larry Bird (51st, 8974), Johnny Green (50th, 9083), and Artis Gilmore (9,161) to 47th on the NBA's all-time career rebounds list as he surpassed the 9,000-rebound mark during the season and ended the regular season with a career total of 9,213 rebounds ... **Top Single-Game Performances:** Recorded 15 points (6-12 FG, 3-4 FT) and eight rebounds as he tapped in the winning put-back with 0.6 seconds left in a home win vs. Portland (11/13/15) ... Scored 26 points (11-18 FG, 4-4 FT) and grabbed a season-high 18 rebounds in 31 minutes off the bench in a win at Portland (1/4/16) ... Posted 24 points (9-19 FG, 6-8 FT), which included 16 in the second half and a season-high three blocks in a win vs. Denver (1/8/16) ... Collected 25 points (8-17 FG, 1-1 3pt, 8-8 FT) and 13 rebounds in a win vs. Boston (1/10/16) ... Notched 26 points (12-19 FG, 2-2 FT), nine rebounds and four assists vs. Portland (2/8/15) ... Recorded his first career triple-double with a season-high 28 points (10-19 FG, 0-1 3pt, 8-8 FT), 11 rebounds and a career-high 10 assists vs. LA Clippers (3/19/16).

2016 Playoffs: Averaged 13.0 ppg (.371 FG%, 6-7 FT), 8.8 rpg, 1.8 apg, 0.3 spg and 29.9 mpg in four games (Four starts) ... Recorded two double-doubles ... **Top Single-Game Postseason Performances:** Tallied 20 points (9-21 FG, 2-2 FT) and 11 rebounds vs. San Antonio (4/22/16).

2014-15 (Memphis): Averaged 16.1 ppg (.487 FG, .350 3pt%, .765 FT%), 10.5 rpg, 2.2 apg, 1.0 spg, 0.2 bpg and 32.4 mpg in 71 games (71 starts) ... Missed 11 games ... Inactive in nine games due to a sore right knee (12/21/14-1/7/15) ... Missed one game due to illness (3/3/15) ... Missed one game due to rest (3/12/15) ... Recorded a double-double average for the eighth time in the last nine seasons and for the ninth time in his career ... Tallied 38 double-doubles ... Scored 10+ points 63 times and 20+ points 21 times ... Recorded 10+ rebounds 43 times and 20+ rebounds on two occasions ... Hauled in double-digit rebounds in a career-high 18 consecutive games played (12/9/14-1/31/15) ... Led the Grizzlies in scoring 22 times, rebounding 48 times, assists 10 times, steals eight times, blocks four times and minutes 20 times (all including ties) ... Led the team in offensive rebounds (225), defensive rebounds (522) and total rebounds (747) as well as rebounds per game and double-doubles (38) ... Ranked seventh in the league in rebounds per game, tied for eighth in offensive rebounds per game (3.2), eighth in second chance points (3.8), 15th in points in the paint (9.8) and tied for 10th in double-doubles… Recorded 12 consecutive double-doubles (1/9-1/31/15), the second-longest streak by any NBA player during the season, topped by only Pau Gasol ... Scored his 15,000th career point and finished the season with a total of 15,653 career regular season points ... Passed Pau Gasol's 4,096 total rebounds in a Grizzlies uniform to become the Grizzlies' career leader in total rebounds as he finished the year with 4,485 ... Named NBA Western Conference Player of the Week for the week ending Feb. 1 after he averaged 20.5 ppg (.516 FG%, 0-2 3pt, .818 FT%) 13.8 rpg, 3.3 apg, 0.5 spg, 0.5 bpg and 33.6 mpg and led the Grizzlies to a 4-0 record in that span ... The Player of the Week Award marked his fourth career honor and fourth with the Grizzlies, which surpassed Pau Gasol for the most weekly awards in franchise history ... Became one of 22 players in NBA history to record at least nine separate seasons with 15+ points and 10+ rebounds per game, the other 21 players are Hall of Famers or future Hall of Famers ... Joined Pau Gasol as one of six players in NBA history to average at least 15 points and 10 rebounds in their 14th NBA seasons or later (Moses Malone three times, Charles Barkley twice, Robert Parish and Artis Gilmore) and the first to do it since Barkley in 1998-99 ... Named a finalist for the J. Walter Kennedy Citizenship Award by the Professional Basketball Writers Association (PBWA) for his community-building charitable efforts during the season, one of five finalists in a field of 28 candidates … **Top Single-Game Performances:** Totaled 25 points (12-16 FG, 1-1 FT) and 13 rebounds in the season opener vs. Minnesota (10/29/14) ... Recorded 22 points (7-14 FG, 8-10 FT) and 13 rebounds in the next game at Indiana (10/31/14), which marked the first time in his career to record at least 20 points and 13 rebounds in consecutive games to begin a season ... Posted a season-high 22 rebounds to set a career high and break his own franchise record with 13 offensive rebounds and added 17 points (7-22 FG, 3-6 FT) for a double-double in a win vs. Detroit (11/15/14) ... Notched 21 points (9-19 FG, 3-4 FT) and 21 rebounds in a 3OT win at San Antonio (12/17/14) as he scored all six of the Grizzlies' points in the third and final OT… In just his second game back from a nine-game absence, recorded a season-high 27 points (11-16 FG, 5-6 FT), 17 rebounds and four assists in a 2OT win at Phoenix (1/11/15) ... Posted 22 points (10-15 FG, 2-4 FT), which included 16 second half points, and 10 rebounds in a win at Dallas (1/27/15) ... Scored 18 points (6-14 FG, 1-1 3pt, 5-6 FT), which included a 60-foot make, the second longest shot of the year and added 11 rebounds in a win at Utah (2/4/15) … Knocked down the longest field goal of the season with a 62-foot heave, as he totaled 20 points (7-10 FG, 1-1 3pt, 5-6 FT) and five rebounds at Sacramento (2/25/15) ... Posted a double-double before halftime and finished the game with 15 points (6-13 FG, 0-1 3pt, 3-3 FT), 13 rebounds and a season-high tying six assists in a 36-point victory vs. New Orleans (4/8/15).

2015 Playoffs: Averaged 15.6 ppg (.423 FG%,1-5 3pt, .879 FT%), 8.5 rpg, 2.1 apg, 0.5 spg and 34.7 mpg in 11 postseason games (11 starts) ... Scored 10+ points 11 times and 20+ points three times… Grabbed 10+ rebounds four times… Posted four double-doubles ... Scored 20+ points in three consecutive games to open the Western Conference Semifinals ... **Top Single-Game Performances:** Tallied 16 points (6-19 FG, 0-1 3pt, 4-4 FT) and a playoff season-high 11 rebounds in a Game 1 win vs. Portland (4/19/15) in the opening round of the postseason

... Helped even the series up with 20 points (7-16 FG, 6-6 FT), seven rebounds and four assists in a win at Golden State (5/5/15) ... Scored a playoff season-high 22 points (9-15 FG, 0-1 3pt, 4-4 FT) and added eight rebounds in a win vs. Golden State in the Western Conference Semifinals to give Memphis a 2-1 series lead.

2013-14 (Memphis): Averaged 17.4 ppg (.467 FG%, 2-20 3pt, .742 FT%), 10.1 rpg, 2.5 apg, 0.7 spg, 0.3 bpg and 34.2 mpg in 79 games (79 starts) ... Missed three games due to injury/illness ... Missed two games with a toe injury (11/30-12/3/14) ... Did not play in one game due to flu-like symptoms (3/5/14) ... Led the team or tied for the team lead in scoring 33 times, rebounding 57 times, assists eight times, steals eight times, blocks five times and minutes 22 times… Posted 10+ points 74 times, 20+ points 34 times and 30+ points once ... Led the Grizzlies in scoring, rebounding, total points (1,372) and total rebounds (795) which marked the fourth time he led the team in those categories ... Also led the team in total offensive rebounds (265), total defensive rebounds (530), field goals made (560), field goals attempted (1,198), free throws made (250), free throws attempted (337) and total minutes (2,705) ... Grabbed 10+ rebounds 47 times and 20+ rebounds once ... Recorded 47 double-doubles ... Notched 20+ points and 10+ rebounds 27 times ... Tallied 20+ points and 20+ rebounds once ... Had more games with 20+ points, 10+ rebounds and 5+ offensive rebounds (16) than any other NBA player … Passed Pau Gasol (190) as the Grizzlies franchise double-double leader as he finished the season with 210 double-doubles in a Memphis uniform ... Recorded his 400th double-double to become the eighth active player to notch 400 career double-doubles and the fourth quickest among active players to reach 400 behind only Tim Duncan, Dwight Howard and Kevin Garnett and finished the season with 416, which includes postseason games ... Recorded a double-double average for the eighth time in his career ... Set career highs for total assists (200) and assists per game ... Tied for fourth in the NBA in double-doubles with 47, ranked ninth in rebound average, tied for 36th in scoring average and 39th in minutes per game ... One of seven players to average at least 17 ppg and 10 ppg ... Won the Kia NBA Community Assist Award in November 2013, his third time to receive the honor, for his outstanding contributions to the Memphis community ... **Top Single-Game Performances:** Posted 23 points (10-19 FG, 3-4 FT) and a season-high 20 rebounds, including a season-best 10 offensive boards vs. New Orleans (1/20/14), which marked his 11th career game with 20 points and 20 rebounds ... Scored a season-high and team season-high 32 points (15-25 FG, 2-2 FT) and added nine rebounds to help Memphis clinch a franchise record fourth consecutive playoffs berth with a win at Phoenix (4/14/14) ... Posted 27 points (11-22 FG, 5-6 FT) and 14 rebounds for another double-double in an OT win vs. Dallas (4/16/14).

2014 Playoffs: Averaged 18.2 ppg (.404 FG%, 0-1 3pt, .610 FT%), 8.7 rpg, 2.3 apg, 0.8 spg, 0.2 bpg and 39.1 mpg in six games (Six starts) in Memphis' opening round series against Oklahoma City ... Missed one game (5/3/14) due to suspension by the NBA after an altercation with Thunder center Steven Adams in the fourth quarter of Game 6 … Scored 10+ points six times and 20+ points three times ... Grabbed 10+ rebounds three times ... Recorded three double-doubles and two 20-10 games ... **Top Single-Game Performances:** Started the postseason off with a 21-point (7-21 FG, 7-12 FT) and 11-rebound performance at Oklahoma City (4/19/14) ... Recorded 25 points (10-20 FG, 5-6 FT) and six rebounds in a win at Oklahoma City (4/21/14).

2012-13 (Memphis): Averaged 15.4 ppg (.460 FG%, 2-23 3pt, .750 FT%), 11.2 rpg, 1.4 apg, 0.8 spg, 0.4 bpg and 34.3 mpg in 76 games (75 starts) ... Selected to an NBA All-Star game for the second time in his career ... Became the first Grizzlies player to make multiple All-Star appearances ... Averaged a double-double for the seventh time in his career ... Recorded 45 double-doubles ... Ranked fourth in the league in double-doubles ... Led the NBA in total offensive rebounds with 310, his third highest regular season total ... Tied for fourth in the league in rebounding ... One of three qualifying players to average at least 15 points and 11 rebounds per game, the others being Dwight Howard and David Lee ... **Top Single-Game Performances:** Posted season-highs with 38 points (15-22 FG, 8-8 FT) and 22 rebounds in 44 minutes in an OT win vs. Phoenix (12/4/12), which marked his fourth career 30-20 game ... Totaled 25 points (10-16 FG, 5-5 FT), 16 rebounds and three steals in a win at Utah (12/15/12) ... Recorded 25 points (10-20 FG, 5-7 FT) and 19 rebounds in a regular season finale win vs. Utah (4/17/13).

2013 Playoffs: Averaged 17.4 ppg (.460 FG%, 0-1 3pt, .670 FT%), 10.0 rpg, 1.6 apg, 0.7 spg, 0.5 bpg and 36.9 mpg in 15 games (15 starts) ... Led the team in scoring and rebounding ... Ranked T-15th in the league in scoring and seventh in rebounding during the postseason ... **Top Single-Game Performances:** Posted his first double-double in the opening round of the playoffs with 27 points (9-18 FG, 9-10 FT) and 11 rebounds in a win vs. LA Clippers (4/25/13) ... Recorded a double-double with 28 points (8-17 FG, 12-16 FT) and 14 boards in a win at Oklahoma City (5/15/13) ... Grabbed 18 rebounds and added 15 points (6-18 FG, 3-8 FT) vs. San Antonio (5/21/13).

2011-12 (Memphis): Averaged 11.6 ppg (.463 FG%, .250 3pt%, .659 FT%), 8.0 rpg and 1.7 apg, 0.8 spg, 0.1 bpg and 26.2 mpg in 28 games (Eight starts) ... Missed 34 games due to a torn right medial collateral ligament (MCL) sustained just four games into the season ... Recorded eight double-doubles ... **Top Single-Game Performances:** Scored a season-high 25 points (9-14 FG, 7-14 FT) and grabbed nine rebounds in 25 minutes in his first game back from injury vs. Toronto (3/16/12) ... Became just the second player in NBA history to score at least 25 points in his first game following a layoff of 10 weeks or more (Jeff Malone, 28 points on March 23, 1995) ... Grabbed a season-high 14 rebounds and added 14 points (6-17 FG, 0-1 3pt, 2-2 FT) in a win at Miami (4/6/12).

2012 Playoffs: Averaged 13.7 ppg (.420 FG%, 0-4 3pt, .629 FT%), a team-high 9.9 rpg, 0.9 apg, 1.0 spg, 0.6 bpg and 35.4 mpg in seven games (Seven starts) against the Los Angeles Clippers in the first round of the Western Conference Playoffs ... **Top Single-Game Performances:** Recorded his first double-double of the postseason with 19 points (6-11 FG, 7-10 FT) and 10 boards in a win vs. LA Clippers (5/9/12) ... Followed up his Game 5 performance with 18 points (8-17 FG, 0-1 3pt, 2-6 FT) and a postseason-high 15 rebounds to go along with three blocks in a Game 6 win at LA Clippers (5/11/12).

2010-11 (Memphis): An All-NBA Third team selection after he averaged 20.1 ppg (.503 FG%, .186 3pt%, .758 FT%), a franchise-record 12.2 rpg, 2.2 apg, 0.8 spg, 0.3 bpg and 36.3 mpg ... Set a career high in rebounds per game and tied a personal best in assists per game ... Ranked third in the NBA in rebounding and 19th in scoring ... Recorded 53 double-doubles ... Recorded his 300th double-double and finished the season with 312 total double-doubles, including the postseason ... Won the NBA Cares Community Assist Award for December 2010 ... Named the January 2011 Western Conference Player of the Month, after he averaged 22.4 ppg (.484 FG%, 0-9 3pt, .760 FT%), 14.2 rpg, 1.2 apg, 0.6 spg, 0.2 bpg and 36.8 mpg in 17 games (17 starts) in the month of January ... Named the Western Conference POW for the week of Jan. 3 after he averaged 20.6 ppg (.526 FG%, 0-2 3pt, .731 FT%), 14.5 rpg, 1.0 apg, 1.0 spg, 0.5 bpg and 38.0 mpg in four games (Four starts) ... Got the nod for player of the week for games played during the week of Jan. 24 after he averaged 20.6 ppg (.410 FG%, 0-4 3pt, .950 FT%), 15.0 rpg, 1.5 apg, 0.3 spg and 35.3 mpg in four games (Four starts) … Awarded player of the week honors once again for the week of March 28, as he averaged 23.3 ppg (.636 FG%, 1-2 3pt, 13-14 FT), 10.3 rpg, 5.0 apg, 0.7 spg and 34.3 mpg in three games (Three starts) ... Earned the Western Conference Player of the week award more than any other NBA player aside from Russell Westbrook, who received the award on four occasions ... **Top Single-Game Performances:** Recorded a season-high 21 rebounds to go along with 24 points (11-23 FG, 0-1 3pt, 2-3 FT) at San Antonio (12/18/10) ... Notched a season-high 35 points (15-27 FG, 5-6 FT) and totaled 17 rebounds, three assists and two steals at Sacramento (12/29/10) ... Totaled 31 points (11-20 FG, 9-10 FT) and 16 rebounds in a win vs. Oklahoma City (1/4/11) ... Posted another 31-point performance (11-19 FG, 1-1 FT, 8-9 FT) and added 14 rebounds and four assists at Oklahoma City (2/8/11).

2011 Playoffs (Memphis): Led Memphis to the Western Conference Semifinals for the first time in team history, after he averaged 22.2 ppg (.446 FG%, .250 3pt%, .629 FT%), 10.8 rpg, 2.4 apg and 39.6 mpg in 13 games (13 starts) ... Led the team and placed 10th in the NBA in scoring ... Ranked second on the team and fourth in the NBA in rebounding ... Recorded an NBA-high four 30-point, 10-rebound games ... **Top Single-Game Performances:** Tallied 25 points (8-21 FG, 1-1 3pt, 8-10 FT) , five rebounds, three assists and two steals as he knocked down the deciding three-pointer with 41.9 seconds remaining in a Game 3 win vs. San Antonio (4/23/11) ... Scored a franchise-record and career-high 34 points (12-22 FG, 2-2 3pt, 9-9 FT) to go along with 10 rebounds in a Game 1 win vs. Oklahoma CIty (5/1/11) in the Western Conference Semifinals ... Posted the first 20-point, 20-rebounds in franchise playoff history with 21 points (8-22 FG, 0-1 3pt, 5-8 FT) and a franchise record tying 21 in a win vs. Oklahoma City (5/7/11) ... Matched his franchise record with 34 points (9-25 FG, 16-17 FT) and 16 boards in 3OT vs. Oklahoma City (5/9/11).

2009-10 (Memphis): Averaged 20.8 ppg (.488 FG%, .288 3pt%, .778 FT%), 11.7 rpg, 1.8 apg, 1.0 spg, 0.4 bpg and 37.6 mpg in 81 games (81 starts) ... Surpassed 10,000 career points as he finished the season with 10,141 total career regular season points ... Eclipsed the 5,000 career rebound mark and finished with a career total of 5,149 rebounds by season's end ... Recorded his 200th career double-double and a total of 223 career double-doubles at the conclusion of the regular season ... Ranked tied for third in rebounding and 12th in scoring in the league ... One of three players (Chris Bosh, David Lee) to average at least 20 points and 10 rebounds ... Led the NBA with 4.1 offensive rebounds per game ... Recorded a career-high and franchise-record 57 double-doubles, second in the NBA behind Dwight Howard ... Led the Grizzlies in scoring and rebounding in his first season in Memphis ... Set or tied 16 franchise records ... Became the second All-Star in club history (Pau Gasol in 2005-06) ... **Top Single-Game Performances:** Posted a double-double with 32 points (13-21 FG, 1-1 3pt, 11-13 FT) and 24 rebounds in a win vs. Denver (2/20/09) ... Scored a season-high 33 points (14-21 FG, 0-1 3pt, 5-5 FT) and recorded 18 rebounds in a win vs. Golden State (12/22/09) ... Grabbed a career-high 25 rebounds and added 31 points (10-24 FG, 0-2 3pt, 11-13 FT) in win at New York (2/27/10) ... Notched 31 points (12-18 FG, 0-1 3pt, 7-8 FT) and 18 rebounds in a win at Chicago (3/4/10).

2008-09 (New York/LA Clippers): Averaged 20.8 ppg (.475 FG%, .330 3pt%, .734 FT%), 10.1 rpg, 2.1 apg, 0.9 spg, 0.3 bpg and 35.1 mpg in 50 games (45 starts) with the New York Knicks and Los Angeles Clippers ... Scored 10+ points 45 games, 20+ in 32 games and 30+ in eight games ... Grabbed 10+ rebounds 29 times and 15 or more in four contests ... Recorded 29 double-doubles ... One of four NBA players (Chris Bosh, Dwight Howard, Al Jefferson) to average at least 20 points and 10 rebounds ... Traded from the New York Knicks to the LA Clippers on Nov. 21, 2008.

2008-09 (New York): Averaged 20.5 ppg (.434 FG%, 7-24 3pt, .821 FT%), 12.5 rpg, 1.4 apg, 1.2 spg, 0.3 bpg and 35.3 mpg in 11 games (11 starts) with the Knicks ... **Top Single-Game Performances:** Totaled 29 points (9-21 FG, 0-3 3pt, 11-12 FT) and 19 rebounds in a win vs. Oklahoma City (11/14/08) ... Recorded a 27-point (10-20 FG, 2-4 3pt, 5-7 FT), 18-rebound performance in the following game vs. Dallas (11/16/08)

2008-09 (LA Clippers): Averaged 20.9 ppg (.487 FG%, .342 3pt%, .701 FT%), 9.4 rpg, 2.3 apg, 0.8 spg, 0.3 bpg and 35.1 mpg in 39 games (34 starts) with the Clippers ... **Top Single-Game Performances:** Notched a season-high 38 points (15-30 FG, 2-5 3pt, 6-6 FT) and tallied 11 rebounds and two steals in a win at Portland ... Secured 16 boards and scored 34 points (13-25 FG, 1-3 3pt, 7-8 FT) in a win at Indiana.

2007-08 (New York): Averaged 17.6 ppg (.459 FG%, .275 3pt%, .772 FT%), 10.3 rpg, 2.0 apg, 0.9 spg, 0.2 bpg and 32.5 mpg in 69 games (68 starts) ... Scored 10 or more points 61 times and 20 or more 30 times ... Grabbed 10+ boards in 40 games, 15+ in 10 games and 20+ in one game ... Collected 40 double-doubles ... Led the team in rebounding and ranked second in scoring ... Ranked 10th in the League for total number of double-doubles ... Top Single-Game Performances: Collected a season-best 22 rebounds to go with 18 points (7-19 FG, 4-4 FT) at Houston (1/5/08) ... Totaled a season-high 29 points (11-21 FG, 0-1 3pt, 7-8 FT), 17 rebounds and five assists at Atlanta (2/29/08) ... 2006-07 (Portland): Averaged a career-high 23.6 ppg (.467 FG%, .292 3pt%, .819 FT%), 10.1 rpg, 2.2 apg, 0.8 spg, 0.2 bpg and 35.7 mpg in 68 games (67 starts) ... Became the first player in Trail Blazers history to lead the team in scoring and rebounding in four consecutive seasons ... The only NBA player to average at least 23 points and 10 rebounds ... Ranked 12th in the NBA in scoring and 8th in rebounding ... **Top Single-Game Performances:** Notched a double-double with 42 points (16-40 FG, 1-2 3pt, 9-11 FT) and 12 rebounds in a win at Memphis (1/27/07) ... Reached the 40 point mark again with 40 points (13-27 FG, 1-2 3pt, 13-15 FT) to go along with nine boards and three assists in a win at Charlotte (2/9/07) ... Eclipsed his 42 point performance from earlier in the season with a career-high 43 points (16-26 FG, 11-16 FT) and tallied 17 rebounds and five assists in the season finale vs. Memphis (3/29/07).

2006-07 (Portland): Averaged a career-high 23.6 ppg (.467 FG%, .292 3pt%, .819 FT%), 10.1 rpg, 2.2 apg, 0.8 spg, 0.2 bpg and 35.7 mpg in 68 games (67 starts) ... Became the first player in Trail Blazers history to lead the team in scoring and rebounding in four consecutive seasons ... The only NBA player to average at least 23 points and 10 rebounds ... Ranked 12th in the NBA in scoring and 8th in rebounding ... **Top Single-Game Performances:** Notched a double-double with 42 points (16-40 FG, 1-2 3pt, 9-11 FT) and 12 rebounds in a win at Memphis (1/27/07) ... Reached the 40 point mark again with 40 points (13-27 FG, 1-2 3pt, 13-15 FT) to go along with nine boards and three assists in a win at Charlotte (2/9/07) ... Eclipsed his 42 point performance from earlier in the season with a career-high 43 points (16-26 FG, 11-16 FT) and tallied 17 rebounds and five assists in the season finale vs. Memphis (3/29/07).

2005-06 (Portland): Averaged 18.0 ppg (.436 FG%, .291 3pt%, .714 FT%), 8.0 rpg, 1.9 apg, 0.8 spg, 0.2 bpg and 34.4 mpg in 74 games (71 starts) ... Led Trail Blazers in scoring, rebounding and double-doubles (21) for a third consecutive year ... **Top Single-Game Performances:** Recorded a career-high eight assists to go along with eight rebounds and 23 points (9-12 FG, 1-1 3pt, 4-8 FT) vs. SEA ... Posted a double-double with a season-high 37 points (14-26 FG, 1-2 3pt, 8-8 FT) and 11 rebounds at Detroit (12/20/05) ... Scored 32 points (11-24 FG, 2-3 3pt, 8-10 FT) and grabbed a season-high tying 14 boards in a win vs. Phoenix (3/12/06).

2004-05 (Portland): Averaged 18.9 ppg (.448 FG%, 0-6 3pt, .815 FT%), 9.6 rpg, 1.9 apg, 0.7 spg, 0.4 bpg and 34.8 mpg in 46 games (37 starts) ... Scored in double-figures 43 times, 20+ points 22 times and 30+ points two times ... Grabbed 10+ rebounds in 22 games and 15 or more rebounds in five games ... Collected five-plus blocks in one game ... Recorded 22 double-doubles ... Led the team in scoring and rebounding ... **Top Single-Game Performances:** Scored a season-high 33 points (12-21 FG, 9-11 FT) and recorded 15 rebounds and four assists at Toronto (11/7/04) ... Grabbed a season-high 18 rebounds to go with 22 points (5-18 FG, 12-14 FT), five assists and one steal in a win vs. Milwaukee (11/19/04) ... Dished out a season-high six assists and added 22 points (9-14 FG, 4-4 FT) and 11 rebounds for a double-double in a win at Milwaukee (12/22/04).

2003-04 (Portland): Named the 2003-04 NBA Most Improved Player with a breakout campaign after he averaged 20.1 ppg (.485 FG%, 1-5 3pt, .761 FT%), 10.5 rpg, 2.0 apg, 0.7 spg, 0.5 bpg and 37.9 mpg in 81 games (80 starts) ... Scored 10 or more points in 78 games, 20+ in 42 games and 30+ in three games ... Pulled down 10+ rebounds 43 times and 20+ rebounds once ... Recorded five-plus assists in seven games ... Collected 43 double-doubles ... Led the Trail Blazers in scoring and rebounds ... Ranked 16th in the NBA in scoring, sixth in rebounding and 17th in field goal percentage ... Became the first Trail Blazer to receive the NBA's Most Improved Player award since Kevin Duckworth for his 1987-88 season ... **Top Single-Game Performances:** Recorded his first double-double of the season with 21 points (8-13 FG, 5-5FT), 13 rebounds and four assists in a win vs. CLE (11/1/03) ... Scored a season-high 34 points (13-23 FG, 8-11 FT) to go with nine rebounds in a OT win vs. Indiana (12/3/03) ... Posted a season-high 20 rebounds and added 29 points (10-23 FG, 9-10 FT), three assists and two steals in a win vs. Phoenix (12/18/03).

2002-03 (Portland): Averaged 8.4 ppg (.513 FG%, 0-5 3pt, .758 FT%), 4.5 rpg, 0.5 apg, 0.5 spg, 0.2 bpg and 16.9 mpg in 77 games (11 starts) ... As a starter, averaged 14.6 ppg (.550 FG%, 0-1 3pt, .750 FT%), 8.0 rpg, 0.9 apg, 1.1 spg, 0.2 bpg and 30.4 mpg in 11 games … As a reserve, averaged 7.4 ppg (.500 FG%, 0-4 3pt, .760 FT%), 3.9 rpg, 0.5 apg, 0.5 spg, 0.2 bpg and 14.7 mpg in 66 games … Scored in double-figures 31 times, 20+ points three times and 30 or more points once … Recorded 10+ rebounds four times and 20+ in one game … Posted four double-doubles … Led the team in scoring four times and assists 14 times … His

field goal percentage marks his career-high to date ... **Top Single-Game Performances:** Recorded 15 points (6-14 FG, 3-3 FT) and 10 rebounds for his first career double-double in a win at New Orleans (1/24/03) … Posted 21 points (10-15 FG, 0-1 3pt, 1-2 FT), 12 rebounds and two assists for another double-double in a win vs. LA Clippers (2/28/03) … Notched a double-double with season-highs of 31 points (13-25 FG, 5-8 FT) and 20 rebounds at Memphis (4/11/03) … Scored 27 points (13-17 FG, 1-2 FT) to go with six rebounds, two assists and two steals in a win vs. Phoenix (4/15/03).

2003 Playoffs: Averaged 13.9 ppg (.525 FG%, .892 FT%), 8.7 rpg, 1.6 apg, 0.4 spg, 0.3 bpg and 29.3 mpg seven games (Four starts) against the Dallas Mavericks in the opening round of the postseason ... After Portland fell behind in the series 0-3, he was inserted into the starting lineup and averaged 20.5 ppg (.529 FG%, 28-31 FT), 11.0 rpg, 1.8 apg, 0.5 spg, 0.3 bpg and 38 mpg in the final four contests ... Scored 10+ points in four games and 20+ in three games ... Grabbed 10+ rebounds in four games ... Led the team in scoring three times and rebounding five times ... Recorded three double-doubles .. **Top Single-Game Performances:** In his first start of the series, recorded a double-double with 25 points (9-17 FG, 7-10 FT) and 15 rebounds in a 19-point win to avoid the sweep vs. Dallas (4/27/03)... Posted 21 points (6-10 FG, 9-9 FT) and 10 boards in a 22-point win vs. Dallas (5/2/03) to force a Game 7, which made Portland just the third team in NBA history to force a Game 7 after they lost the first three games of the series.

2001-02 (Portland): Averaged 2.8 ppg (.449 FG%, .667 FT%), 1.7 rpg, 0.3 apg, 0.2 spg, 0.1 bpg and 5.8 mpg in 41 games (Zero starts) during his rookie season ... Scored 10+ points in four games ... Top Single-Game Performances: Scored a season high 14 points (6-10 FG, 2-3 FT) and added six rebounds in a win vs. Memphis (1/24/02) ... Tied his season-high with 14 points and grabbed a season-high nine rebounds in a win during the season finale vs. Houston (4/17/02).

COLLLEGE (Michigan State 2000-2001): Averaged 10.8 ppg (.587 FG%, .635 FT%), 6.7 rpg, 1.0 apg, 0.7 spg, 0.7 bpg and 19.8 mpg in 33 games in his only season at Michigan State University (2000-01) ... A key reserve for the Spartans during their Final Four run ... Earned Freshman All-American honors from The Sporting News ... Ranked third in the Big Ten in field goal percentage and ninth in rebounding ... Scored a career-high 27 points vs. Florida (12/6/00) ... Posted a career-high 14 rebounds in the NCAA Elite Eight vs. Temple (3/25/01).

PERSONAL: Born July 16, 1981 in Marion, Ind ... His full name is Zachary Randolph ... Nickname is "Z-BO," a reference to the Friday movie franchise ... Son of Mae Randolph ... Has one brother, Roger ... Has two sisters, Tomika and Kelly ... Attended Marion High School in Marion, Ind., where he earned USA Today and Parade First Team All-American honors as a senior in 2000 ... Named the MVP of the 2000 McDonald's All-American game ... Guided Mario to the 2000 Class 4A State Championship ... Named 2000 Indiana Player of the Year by USA Today ... Member of the silver medal winning U.S. Team at the 2000 World Championship Young Men ... Has received the Kia NBA Cares Community Assist Award three times, Dec. 2010, Jan. 2013 and Nov. 13, which recognizes players for their efforts to help the local community ... An advocate for pit bulls ... Teamed up with Tia Torres of Animal Planet's "Pit Bulls & Parolees," to help a troubled dog named "Little Z-Bo," receive long-term care, as he financed the entire rescue, rehabilitation and adoption process ... Has funded utility payments for 100 families in need during the holidays for three straight years ... Took 100 children from the Boys and Girls Club of Greater Memphis on a holiday shopping spree at Sam's Club in Dec. 2010, where each child receive an $100 gift card ... Co-hosted the 2012 Staxtcular event, the third time he hosted the event ... Appeared on "MTV Cribs" in Jan. 2006 ... Met Nelson Mandela as part of NBA's "Basketball Without Borders" event in Johannesburg, South Africa in Sep. 2004 ... His favorite basketball player growing up was Michael Jordan.

23 MALACHI RICHARDSON

Mal-ah-kai

POSITION: Guard
HEIGHT/WEIGHT: 6-6/205
YEARS: 2nd NBA season

BEFORE NBA/COUNTRY: Syracuse/USA
HIGH SCHOOL: Trenton Catholic Academy (Trenton, NJ)
BORN: 1/5/96 (Trenton, NJ)

NBA REGULAR SEASON STATISTICS

Year-Team	G	MIN	FGM	FGA	PCT	FG3M	FG3A	PCT	FTM	FTA	PCT	OFF	DEF	TOT	AST	PF	DQ	STL	TO	BLK	PTS	RPG	APG	PPG
16-17 Sac.	22	198	28	68	.412	8	28	.286	15	19	.789	3	20	23	11	23	0	5	8	1	79	1.0	0.5	3.6
TOTALS	**22**	**198**	**28**	**68**	**.412**	**8**	**28**	**.286**	**15**	**19**	**.789**	**3**	**20**	**23**	**11**	**23**	**0**	**5**	**8**	**1**	**79**	**1.0**	**0.5**	**3.6**

RICHARDSON'S CAREER HIGHS

MIN:	27	02/15/17	SAC	@ GSW
FGM:	5	01/25/17	SAC	@ CLE
FGA:	10 (2)	02/15/17	SAC	@ GSW
3FGM:	1 (5)	01/31/17	SAC	@ HOU
3FGA:	4	01/31/17	SAC	@ HOU
FTM:	2 (2)	12/31/16	MEM	@ SAC
FTA:	2 (4)	01/31/17	SAC	@ HOU
OREB:	1	01/25/17	SAC	@ CLE
DREB:	3	12/14/16	SAC	@ HOU
REB:	7	02/15/17	SAC	@ GSW
AST:	2 (2)	02/15/17	SAC	@ GSW
STL:	1 (4)	02/15/17	SAC	@ GSW
TO:	1	01/25/17	SAC	@ CLE
BLK:	1	01/28/17	SAC	@ CHA
PTS:	12	01/25/17	SAC	@ CLE

TRANSANCTIONS/CAREER NOTES: Selected by the Charlotte Hornets in the first round (22nd overall) of the 2016 NBA Draft … Draft rights acquired by the Kings from the Hornets in exchange for forward Marco Belinelli … Signed to a multi-year contract by Kings (7/12/16).

KINGS: An early entry candidate, became the first Syracuse player drafted by the Kings since 1991 ... Billy Owens was Orange player drafted by Sacramento when they selected him third overall in the 1991 NBA Draft.

2016-17 (Sacramento): Averaged 3.6 ppg (.412 FG %, .286 3pt FG%, .789 FT%), 1.0 rpg, 0.5 apg, 0.2 spg and 9.0 mpg in 22 games (0 starts) ... Missed 60 games ... Did not play in 20 games due to coach's decision (10/27-11/1/16, 11/6/16, 12/16/16, 12/20-12/28/16, 1/3-1/10/17, 1/15/17, 1/18/17, 3/18/17, 3/19/17), which includes two games in March where he was still nursing his hamstring ... Inactive in 40 total games (11/3/16, 11/6-12/12/16) ... Inactive in 23 games due to a partial tear in his right hamstring (2/23-3/15/17, 3/22-4/12/17) ...**Top Single-Game Performances:** Scored in double-figures for first time to set a career-high with 12 points (5-6 FG, 1-2 3pt, 1-1 FT) for his best shooting night of his career thus far in a win at CLE (1/25/17) ... Notched double-digit scoring again with 10 points (4-10 FG, 0-1 3pt, 2-2 FT) while grabbing career-highs with six defensive and seven total rebounds in a career-high 27 minutes of play at (2/15/17).

NBA G LEAGUE: Averaged 21.6 ppg (.426 FG%, .440 3pt%, .763 FT%), 4.4 rpg, 1.5 apg, 0.9 spg and 35.0 mpg in 11 games (10 starts) for the Reno Bighorns, Sacramento's G League affiliate, during the 2016-17 season.

COLLEGE: Averaged 13.4 ppg (.369 FG%, .353 3PT%, .720 FT%), 4.3 rpg, 2.1 apg, 1.2 spg and 34.4 mpg in starting all 37 games in which he played in as a freshman at Syracuse during the 2015-16 season … Was an ACC All-Freshman team selection … Finished with 79 three-pointers, the third-best total by an Orangeman freshman … Amassed 496 total points during the 2015-16 campaign which ranks fifth-best for a freshman total at Syracuse … Only two Syracuse freshman started more than the 37 games Richardson did -- Derrick Coleman and Billy Owens, each with 38.

PERSONAL: He is the son of Lewis and Jacquie Richardson.

29 JaKARR SAMPSON

ja-CAR

POSITION: Forward/Guard
HEIGHT/WEIGHT: 6-9/207
YEARS: 3rd NBA season

BEFORE NBA/COUNTRY: St. John's/USA
HIGH SCHOOL: Brewster Academy (Wolfeboro, NH)
BORN: 3/20/93 (Cleveland, OH)

NBA REGULAR SEASON STATISTICS

Year-Team	G	MIN	FGM	FGA	PCT	FG3M	FG3A	PCT	FTM	FTA	PCT	OFF	DEF	TOT	AST	PF	DQ	STL	TO	BLK	PTS	RPG	APG	PPG
14-15 Phi.	74	1131	146	346	.422	31	127	.244	63	34	.670	35	128	163	77	135	0	38	76	26	386	2.2	1.0	5.2
15-16 Phi-Den	73	1160	140	317	.442	14	63	.222	80	122	.656	46	144	190	46	142	1	23	70	33	374	2.6	0.6	5.1
TOTALS	**147**	**2291**	**286**	**663**	**.431**	**45**	**190**	**.237**	**143**	**216**	**.662**	**81**	**272**	**353**	**123**	**277**	**1**	**61**	**146**	**59**	**760**	**2.4**	**0.8**	**5.2**

SAMPSON'S CAREER HIGHS

MIN:	35	04/15/15	MIA	@	PHI
FGM:	8	04/15/15	MIA	@	PHI
FGA:	15	04/15/15	MIA	@	PHI
3FGM:	2 (6)	02/22/15	PHI	@	ORL
3FGA:	5 (2)	04/15/15	MIA	@	PHI
FTM:	6 (3)	12/26/15	PHI	@	PHO
FTA:	8 (2)	12/26/15	PHI	@	PHO
OREB:	4	03/04/16	BKN	@	DEN
REB:	8	01/28/15	DET	@	PHI
REB:	8	01/28/15	DET	@	PHI
AST:	6	04/15/15	MIA	@	PHI
STL:	3 (3)	04/15/15	MIA	@	PHI
TO:	5	04/15/15	MIA	@	PHI
BLK:	3	03/02/15	TOR	@	PHI
PTS:	22	04/15/15	MIA	@	PHI

TRANSACTIONS/CAREER NOTES: An early entry candidate out of St. John's after his sophomore season who went undrafted in the 2014 NBA Draft ... Signed a contract with the Philadelphia 76ers (9/15/14) ... Waived by the Philadelphia 76ers (2/18/16) ... Signed a multi-year contract with the Denver Nuggets (2/22/16) ... Waived by the Denver Nuggets (10/15/16) ... Signed a contract with the Memphis Grizzlies (10/21/16) ... Waived by the Memphis Grizzlies (10/22/16) ... Signed a two-way contract with the Sacramento Kings (7/29/16).

NBA CAREER: Averaging 5.2 ppg (.431 FG%, .237 3pt%, .662 FT%), 2.4 rpg, 0.8 apg, 0.4 spg, 0.4 bpg and 15.6 mpg in 147 career NBA games (72 starts) in two season with two teams: Philadelphia (2014-15, 2015-16) and Denver (2015-16).

NBA G LEAGUE: Averaged 15.1 ppg (.488 FG%, .284 3pt%, .688 FT%), 5.9 rpg, 1.3 apg, 0.9 spg, 0.8 bpg and 25.7 mpg in 47games (22 starts) with the Minnesota Timberwolves G League Affiliate, formerly known as the Iowa Energy, during the 2016-17 season ... A 2017 G League All-Star ... Averaged 15.0 ppg (11-30 FG, 2-8 3pt, 6-9 FT), 4.5 rpg, 1.5 apg, 1.0 spg, 1.0 bpg and 31.5 mpg in two games (Two starts) with the Philadelphia 76ers G League Affiliate, Delaware 87ers, during the 2014-15 season.

2015-16 (Philadelphia/Denver): Averaged 5.1 ppg (.442 FG%, .222 3pt%, .656 FT%), 2.6 rpg, 0.6 apg, 0.3 spg, 0.5 bpg and 15.9 mpg in 73 games (40 starts) split between the 76ers and Nuggets ... Missed six games ... Did not play in five games due to coach's decision (12/10/15, 1/26/16, 2/5/16, 2/8/16, 2/10/16) ... Not with team for one game due to an upper respiratory infection (1/27/16) ... Scored in double-figures eight times ... Played in 47 games with Philadelphia before being waved by the 76ers ... Picked up by the Nuggets and played in 26 games in a Denver uniform to close out the regular season.

2015-16 (Philadelphia): Averaged 5.1 ppg (.426 FG%, .176 3pt%, .639 FT%), 2.7 rpg, 0.6 apg, 0.2 spg, 0.3 bpg and 14.7 mpg in 47 games (18 starts) with the 76ers ... **Top Single Game-Performances:** Posted 13 points (3-5 FG, 1-1 3pt, 6-8 FT), and six rebounds vs. Denver ... Totaled 10 points (4-7 FG, 2-4 FT), seven rebounds and two assists at Cleveland (12/20/15).

2015-16 (Denver): Averaged 5.2 ppg (.470 FG, .276 3pt%, .720 FT%), 2.3 rpg, 0.6 apg, 0.5 spg, 0.7 bpg and 18.0 mpg in 26 games (22 starts) ... **Top Single-Game Performance:** Scored a season-best 16 points (6-8 FG, 1-2 3pt, 3-4 FT), four rebounds, two steals and one block in a win vs. San Antonio (4/8/16).

2014-15 (Philadelphia): Averaged 5.2 ppg (.422 FG%, .244 3pt%, .670 FT%), 2.2 rpg, 1.0 apg, 0.5 spg, 0.4 bpg and 15.3 mpg in 74 games (32 starts) ... Missed eight games ... Did not play in six games due to coach's decision (11/14/14, 11/19/14, 11/24/14, 11/26/14, 2/27/15, 3/16/15) ... Inactive in two games due to playing in the G League (11/21/14, 11/22/14) ... Scored in double-figures 12 times and 20 or more points in one game ... Dating back to the 1994-95 season, one of four rookies to average at least 5.0 ppg, 2.0 rpg and 1.0 apg in fewer than 16.0 mpg ... **Top Single-Game Performances:** Collected 13 points (5-6 FG, 2-2 3pt, 1-2 FT), eight rebounds and two steals in a win vs. Detroit (1/28/15) ... Totaled 18 points (7-13 FG, 1-5 3pt, 3-4 FT), seven rebounds and four assists at Chicago (4/11/15) ... Posted career-highs with 22 points (8-15 FG, 0-5 3pt, 6-7 FT), six assists, three steals and added five boards vs. Miami (4/15/15).

COLLEGE (St. John's 2012-14): Averaged 13.9 ppg (.469 FG%, 1-13 3pt, .607 FT%), 6.4 rpg, 1.1 apg, 0.9 spg, 1.0 bpg and 30.3 mpg in 66 games (64 starts). As a sophomore, averaged 12.8 ppg (.495 FG%, 1-5 3pt, .565 FT%), 1.2 apg, 0.6 spg, 1.0 bpg and 29.0 mpg in 33 games (32 starts) ... Ranked 10th in the Big East in total rebounds, seventh in total blocks and rebound per game, eighth in blocks per game and fourth in total field goals ... As a freshman, he was named the 2013 Big East Rookie of the Year after he averaged 14.9 ppg (.449 FG%, 0-8 3pt, .640 FT%), 6.6 rpg, 1.1 apg, 1.1 spg, 1.1 bpg and 31.5 mpg in 33 games (32 starts) ... Ranked sixth in the conference in field goals made, ninth in defensive rebounds and 10th in total rebounds ... Selected to the Big East Rookie team.

PERSONAL: Jakarr Jordan Sampson is the son of Dawnette Epps and Darrel Sampson, and has two brothers, D.J. and Justin ... Born in Cleveland, Ohio ...Through his college career. he was nicknamed Spongebob Sampson.

17 GARRETT TEMPLE

POSITION: Guard
HEIGHT/WEIGHT: 6-6/195
YEARS: 8th NBA season

BEFORE NBA/COUNTRY: Louisiana State/USA
BORN: 5/8/86 (Baton Rouge, LA)

NBA REGULAR SEASON STATISTICS

Year-Team	G	MIN	FGM	FGA	PCT	FG3M	FG3A	PCT	FTM	FTA	PCT	OFF	DEF	TOT	AST	PF	DQ	STL	TO	BLK	PTS	RPG	APG	PPG
09-10 Hou-Sac-SA	27	334	44	101	.436	13	37.35	1 35	50	.700	6	25	31	21	42	1	13	27	6	136	1.1	0.8	5.0	
10-11 SA-Mil-Cha	24	230	20	68	.294	10	37	.270	7	17	.412	1	22	23	32	24	0	11	23	6	57	1.0	1.3	2.4
12-13 Was.	51	1156	105	258	.407	26	80	.325	26	37	.703	29	94	123	115	94	1	50	61	17	262	2.4	2.3	5.1
13-14 Was.	75	638	51	141	.362	6	29	.207	30	43	.698	21	47	68	72	72	0	35	42	11	138	0.9	1.0	1.8
14-15 Was.	52	736	68	170	.400	33	88	.375	35	48	.729	24	66	90	56	76	0	42	34	9	204	1.7	1.1	3.9
15-16 Was.	80	1951	201	505	.398	89	258	.345	91	125	.728	36	176	212	140	195	3	69	64	18	582	2.7	1.8	7.3
16-17 Sac.	65	1728	183	432	.424	82	220	.373	58	74	.784	32	152	184	168	141	0	84	78	28	506	2.8	2.6	7.8
TOTALS	**374**	**6773**	**672**	**1675**	**.401**	**259**	**749**	**.346**	**282**	**394**	**.716**	**149**	**582**	**731**	**604**	**644**	**5**	**304**	**329**	**95**	**1885**	**2.0**	**1.6**	**5.0**

NBA PLAYOFF STATISTICS

Year-Team	G	MIN	FGM	FGA	PCT	FG3M	FG3A	PCT	FTM	FTA	PCT	OFF	DEF	TOT	AST	PF	DQ	STL	TO	BLK	PTS	RPG	APG	PPG
09-10 SA	6	15	1	3	.333	1	3	.333	1	1	1.000	0	2	2	2	1	0	1	2	0	4	0.3	0.3	0.7
13-14 Was.	10	9	2	2	1.000	1	1	1.000	0	0	---	0	0	0	0	5	0	0	1	0	5	0.0	0.0	0.5
14-15 Was.	4	26	1	6	.167	0	3	.000	5	8	.625	1	2	3	1	4	0	2	3	0	7	0.8	0.3	1.8
TOTALS	**20**	**50**	**4**	**11**	**.364**	**2**	**7**	**.286**	**6**	**9**	**.667**	**1**	**4**	**5**	**3**	**10**	**0**	**3**	**6**	**0**	**16**	**0.3**	**0.2**	**0.8**

TEMPLE'S CAREER HIGHS

MIN:	47	01/04/13	BRK	@	WAS
FGM:	8 (2)	12/23/15	MEM	@	WAS
FGA:	17 (2)	12/23/15	MEM	@	WAS
3FGM:	5 (5)	12/14/16	SAC	@	HOU
3FGA:	10 (2)	01/28/16	DEN	@	WAS
FTM:	7	01/16/16	BOS	@	WAS
FTA:	9	01/06/17	CHA	@	MIA
OREB:	5	02/18/14	LAC	@	SAC
DREB:	7 (2)	03/08/17	SAC	@	SAS
REB:	9 (1)	01/06/17	LAC	@	SAC
AST:	11	01/04/13	BRK	@	WAS
STL:	5	01/13/16	MIL	@	WAS
TO:	6	04/13/16	ATL	@	WAS
BLK:	3 (2)	12/02/16	SAC	@	BOS
PTS:	23	12/23/15	SAC	@	WAS

TMEPLE'S PLAYOFF CAREER HIGHS

MIN:	13	05/05/15	WAS	@	ATL
FGM:	1 (4)	05/05/15	WAS	@	ATL
FGA:	4	05/05/15	WAS	@	ATL
3FGM:	1 (2)	05/09/14	IND	@	WAS
3FGA:	2	05/05/15	WAS	@	ATL
FTM:	3	05/09/15	ATL	@	WAS
FTA:	6	05/09/15	ATL	@	WAS
OREB:	1	05/15/15	ATL	@	WAS
DREB:	2	04/27/10	SA	@	DAL
REB:	2	04/27/10	SA	@	DAL
AST:	1 (3)	05/05/15	WAS	@	ATL
STL:	1 (3)	05/09/15	ATL	@	WAS
TO:	1	05/09/15	ATL	@	WAS
BLK:	N/A				
PTS:	3 (3)	05/09/15	ATL	@	WAS

TRANSACTIONS/CAREER NOTES: Went undrafted in the 2009 NBA Draft...Signed the first of two 10-day contacts with the Houston Rockets (2/8/10)…Signed a 10-day contract with Sacramento on (3/3/10)…Signed a 10-day contract with San Antonio (3/13/10)…Signed with the Spurs for the remainder of the year (3/23/10)…Signed a 10-day contract with Milwaukee (1/25/11)…Signed second 10-day contract with the Bucks (2/4/11)…Signed a 10-day contract with Charlotte (3/7/11)…Signed a second 10-day contract with the Bobcats (3/17/11)…Signed by the Bobcats for the remainder of the season (3/28/11)…Signed by the Miami Heat (9/13/12)…Signed by Washington as a free agent (12/25/12) ... Signed again with Washington as a free agent (7/10/13) ... Re-signed with Washington (7/18/14) ... Signed a multi-year contract with the Kings.

NBA CAREER: Averaging 5.0 ppg (.401 FG%, .346 3pt%, .716 FT%), 2.0 rpg, 1.6 apg, 0.8 spg, 0.3 bpg and 18.1 mpg in 374 career NBA games (122 starts) with six teams: Houston (2009-10), Sacramento (2009-10, 2016-17), San Antonio (2009-10, 2010-11), Milwaukee (2010-11), Charlotte (2010-11), Washington (2012-13-2015-16).

NBA PLAYOFFS: Has totaled 16 points (4-11 FG, 2-7 3pt, 6-9 FT), fove rebounds, three assists and three steals in 50 minutes played in 20 career playoff games (Zero starts) with: San Antonio (2009-10) and Washington (2013-14, 2014-15).

NBA G LEAGUE: Averaged 14.7 points. 5.8 assists and 4.9 rebounds in nine games (all starts) with the Reno Bighorns of the NBA G League in 2012-13…Has averaged 14.5 points, 4.5 rebounds and 3.6 assists in 63 career games in the NBA G League with Rio Grande, Erie and Reno.

2016-17 (Sacramento): Averaged career-highs with 7.8 ppg (.424 FG%, .346 3pt FG%, .716 FT%), 2.8 rpg, 2.6 apg,1.3 spg, 0.4 bpg and 26.2 mpg in 65 games (20 starts) ... As a starter, averaged 10.0 ppg (.420 FG%, .374 3pt FG%, .763 FT%), 2.8 rpg, 3.3 apg, 1.7 spg, 0.1 bpg and 31.9 mpg in 20 games ... As a reserve averaged 6.8 ppg (.426 FG%, .372 3pt FG%, .806 FT%), 2.3 apg, 2.9 apg, 1.9 spg, 0.4 bpg and 24.2 mpg in 45 games ... Missed 17 games ... Did not dress in one game due to a partial tear of the left hamstring (2/3/17) ... Inactive in 11 games due to a partial tear of the left hamstring (2/3-3/1/17) ... Did not play in four games due to a coach's decision (3/6, 3/29, 4/1, 4/12/17) ... Did not dress in one game due to rest (4/7/17) ... Scored 10+ points in 20 games and 20+ points in one game ... Led the team in scoring three times, rebounding once and assists three times ... **Top Single-Game Performances:** Set his season-high and tied his career-high for 3 pt FGM, going 5-of-6 from beyond the arc on his way to 19 points (7-10 FG) at Milwaukee (11/5/16) ... Blocked three shots to equal his career-high at Boston

(12/2/16) ... Achieved his only game of 20+ point game with 20 points (7-13 FG, 5-9 3 pt, 1-1) as he matched his career and season best 3pt FGM at Houston (12/14/16) ... Tallied a season-high six FTM on six FTA in a win at Memphis (12/16/16) ... Scored in double figures for three consecutive games with 16 vs. Los Angeles Lakers (12/12/16), 20 at Houston (12/14/16), and 17 at Memphis (12/16/16) ... Led the team in assists with seven while swiping three steals in 36 minutes of play at Dallas (12/18/16) ... Snagged four steals on three separate occassions including at Cleveland (1/25/17), at San Antonio (3/8/17), vs. Houston (4/9/17) ... Tied a team-high with 15 points (7-11 FG, 0-4 3pt, 1-1 FT)and his season-high of field goals made vs. Miami (1/4/17) ... Collected five offensive rebounds to set a new career-high and grabbed a career-high tying nine total boards vs. LA Clippers (1/6/17) ... In a season-high 42 minutes played, totaled 14 points (5-9 FG, 2-5 3pt, 2-4 FT), one rebound, three assists, one steal and one block vs. Golden State (1/8/17) ... Scored 11 points (4-8 FG, 3-4 3pt) to achieve back-to-back games with double-digit points for the second time of the season in a win vs. Detroit (1/10/17) ... Reeled in seven defensive rebounds tying his career-high and added six points (2-7 FG, 0-4 3pt, 2-3 FT), three assists, and tied his season-high four steals at San Antonio (3/8/17).

2015-16 (Washington): Averaged 7.3 ppg (.398 FG%, .345 3pt%, .728 FT%), 2.6 rpg, 1.8 apg, 0.9 spg, 0.2 bpg and 24.4 mpg in 80 games (43 starts) for the Wizards ... Accrued career highs for a season in total points (582), ppg (7.3), rpg (2.7), mpg (24.4), three-point shots made (89), three-point shots attempted (258), free-throws made (91), free throws attempted (125), games played (80) and games started (43) ... **Top Single-Game Performance:** Scored a career high 23 points (8-17 FG, 5-10 3pt) in 113-99 home win vs. Sacramento (12/21/15).

2014-15 (Washington): Averaged 3.9 ppg (.400 FG%, .427 3pt%, .729 FT%), 1.7 assists in 13.5 mpg in 52 games (18 starts) ... Averaged 7.2 ppg, 3.3 assists in 26.0 minutes as a starter ... Missed 18 games due to a strained right hamstring ... Had five games of 12+ points ... Grabbed a season-high seven rebounds twice ... Nailed a season-high four three-pointers twice ... **Top Single-Game Performance:** Scored a career-high 18 points vs. Milwaukee (11/1/14).

2015 Playoffs: Totaled seven points (1-6 FG, 0-3 3pt, 5-8 FT), three rebounds, one assist and two steals in 26 minutes play in four games (Zero starts).

2013-14 (Washington): Averaged 1.8 ppg (.362 FG%, .207 3pt%, .698 FT%), 0.9 rpg, 1.0 apg, 0.5 spg, 0.1 bpg and 8.5 mpg in 75 games (Zero starts) ... Scored in double figures in one game.

2014 Playoffs: Totaled five points (2-2 FG, 1-1 3pt) in nine total minutes of play in 10 games (Zero starts).

2012-13 (Washington): Averaged 5.1 ppg (.407 FG%, .444 3pt%, .703 FT%) 2.4 rpg and 2.3 apg and 22.7 mpg in 51 games (36 starts)…Had nine games of 10+ points…Scored 10+ points in four consecutive games from 3/13/-3/18…**Top Single-Game Performances:** Tallied eight points, a career-high 11 assists and seven rebounds vs. BKN (1/4/13) ... Scored a career-high tying 17 points at Charlotte (3/18/13).

2010-11 (San Antonio/Milwaukee/Charlotte): Averaged 2.4 points (.294 FG%, .270 3pt%, .412 FT%), 1.0 rpg, 1.3 apg, 0.5 spg, 0.3 bpg and 9.6 mpg in 24 games with the Spurs, Bobcats and Bucks.

2009-10 (Houston/Sacramento/San Antonio): Averaged 5.0 ppg (.436 FG%, .351 3pt%, .700 FT%), 1.1 rpg and 12.4 minutes for Sacramento, Houston and San Antonio in 27 games (Four starts) ... **Top Single-Game Performance:** Posted a season-high 15 points for the Spurs in first NBA career start at Sacramento (4/6/10).

2010 Playoffs: Totaled four points (1-3 FG, 1-3 3pt, 1-1 FT), two rebounds, two assists, and one steal in 15 minutes over a six game span (Zero starts) with the Spurs.

COLLEGE: The third member of the Temple family to play at LSU joining his father Collis, Jr. (1972–75) and older brother Collis III (2000–03) ... Finished career as the all-time leader in games played (134), starts (131) and minutes played (4,432, 33.1 mpg) at LSU, averaging 6.7 ppg, 3.7 rpg and 3.6 apg over his four collegiate seasons ... Ranked fourth in career assists (482), seventh in steals (191) and fourth in blocks (113) ... Was one of just nine players all-time at LSU to play on two Southeastern Conference championship teams.

PERSONAL: Full name is Garrett Bartholomew Temple .. .Parents are Collis Temple and Soundra Johnson Temple ... Father was the first African-American to play basketball at LSU (1971-74) ... Has a younger sister, Colleen Noelle, and two older brothers, Collis III (who played at LSU, 1999-03) and Elliott ... Hobbies include listening to music ... Llisted his biggest influence as "his father, because he went through it and knows the ropes" ... Favorite food is gumbo.

9 MATT JONES

POSITION: Guard
HEIGHT/WEIGHT: 6-5/205
YEARS: ROOKIE
BEFORE NBA/COUNTRY: Duke/USA
BORN: 12/5/94 (DeSoto, TX)

COLLEGE STATISTICS

Year-Team	G	MPG	FGM	FGA	PCT	FG3M	FG3A	PCT	FTM	FTA	PCT	RPG	APG	SPG	BPG	PTS	PPG
13-14 DUKE	32	7.3	15	51	.294	3	21	.143	23	41	.561	0.8	0.2	0.3	0.0	24	1.8
14-15 DUKE	39	21.7	84	205	.410	41	109	.376	25	35	.714	2.3	1.0	0.9	0.1	66	6.0
15-16 DUKE	35	31.8	124	304	.408	76	183	.415	39	53	.736	2.5	2.3	1.0	0.2	92	10.4
16-17 DUKE	37	32.9	95	239	.397	50	146	.342	9	26	.731	2.8	1.9	1.7	0.2	86	7.0
TOTALS	**143**	**23.9**	**318**	**799**	**.398**	**170**	**459**	**.370**	**106**	**155**	**.684**	**2.2**	**1.4**	**1.0**	**0.1**	**268**	**6.4**

18 MARCUS WILLIAMS

POSITION: Guard
HEIGHT/WEIGHT: 6-3/209
YEARS: 4
BEFORE NBA/COUNTRY: Cholet Basket/France
BORN: 12/3/85 (Los Angeles, CA)

NBA STATISTICS

Year-Team	G	MPG	FGM	FGA	PCT	FG3M	FG3A	PCT	FTM	FTA	PCT	RPG	APG	SPG	BPG	PTS	PPG
06-07 NJN	79	16.6	208	526	.395	46	163	.282	72	85	.847	2.1	3.3	0.4	0.0	534	6.8
07-08 NJN	53	16.1	111	293	.379	54	142	.380	37	47	.787	1.9	2.6	0.5	0.1	313	5.9
08-09 GSW	9	6.0	4	17	.235	2	6	.333	2	6	.333	0.4	1.4	0.1	0.1	12	1.3
09-10 MEM	62	14.1	104	271	.384	24	81	.296	37	55	.673	1.5	2.6	0.5	0.0	269	4.3
TOTALS	**203**	**15.2**	**427**	**1107**	**.386**	**126**	**392**	**.321**	**148**	**193**	**.767**	**1.8**	**2.8**	**0.4**	**0.0**	**1128**	**5.6**

NBA PLAYOFF STATISTICS

Year-Team	G	MIN	FGM	FGA	PCT	FG3M	FG3A	PCT	FTM	FTA	PCT	OFF	DEF	TOT	AST	PF	DQ	STL	TO	BLK	PTS	RPG	APG	PPG
06-07 NJN	12	78	12	36	.333	1	13	.077	4	5	.800	3	7	10	13	1	0	1	12	0	29	0.8	1.1	2.4
TOTALS	**12**	**78**	**12**	**36**	**.333**	**1**	**13**	**.077**	**4**	**5**	**.800**	**3**	**7**	**10**	**13**	**1**	**0**	**1**	**12**	**0**	**29**	**0.8**	**1.1**	**2.4**

INTERNATIONAL STATISTICS

Year-Team	G	MPG	FGM	FGA	PCT	FG3M	FG3A	PCT	FTM	FTA	PCT	RPG	APG	SPG	BPG	PTS	PPG
11-12 Jiangsu N	25	25.8	95	269	.353	24	93	.258	61	80	.762	3.2	3.8	1.2	0.1	277	11.1
12-13 Unicaja Malaga	53	22.2	173	462	.374	79	242	.326	83	118	.703	2.6	3.3	0.8	0.0	508	9.6
13-14 Lokomotiv K.	47	25.6	147	376	.391	70	201	.348	59	73	.808	2.6	4.2	0.5	0.0	423	9.0
14-15 KK Crvena	71	22.0	210	629	.334	109	338	.322	98	132	.742	2.2	5.0	0.5	0.1	267	8.8
15-16 KK Crvena	6	14.4	8	31	.258	3	18	.167	6	9	.667	1.3	4.0	0.3	0.0	25	4.2
16-17 Buducnost/Cholet	43	25.2	161	403	.400	65	204	.319	75	75	.693	2.2	5.4	0.9	0.1	439	10.2
TOTALS	**245**	**22.5**	**794**	**2170**	**.352**	**350**	**1096**	**.319**	**382**	**487**	**.784**	**2.4**	**4.3**	**0.7**	**0.0**	**1939**	**8.8**

2017-18 SACRAMENTO KINGS PRESEASON ROSTER

No.	Player	Pos.	Ht.	Wt.	Birthdate	Prior to NBA/Country	Exp
8	Bogdan Bogdanovic	G	6-6	205	08/18/92	Seribia/Serbia	R
15	Vince Carter	G-F	6-6	220	01/26/77	North Carolina/USA	19
00	Willie Cauley-Stein	C	7-0	240	08/18/93	Kentucky/USA	2
45	Jack Cooley	F	6-10	274	04/04/91	Notre Dame/USA	1
5	De'Aaron Fox	G	6-4	187	12/20/97	Kentucky/USA	R
20	Harry Giles	F	6-11	240	04/22/98	Duke/USA	R
24	Buddy Hield	G	6-4	214	12/17/93	Oklahoma/Bahamas	1
3	George Hill	G	6-3	188	05/04/86	IUPUI/USA	9
25	Justin Jackson	F	6-8	209	03/25/95	North Carolina/USA	R
9	Matt Jones	G	6-5	205	12/05/94	Duke/USA	R
41	Kosta Koufos	C	7-0	265	02/24/89	Ohio State/USA	9
7	Skal Labissiere	F	6-11	225	03/18/96	Kentucky/Haiti	1
10	Frank Mason III	G	5-11	190	04/03/94	Kansas/USA	R
13	Georgios Papagiannis	C	7-1	240	07/03/097	Panathinaikos/Greece	1
50	Zach Randolph	F	6-9	260	07/16/81	Michigan State/USA	16
23	Malachi Richardson	G	6-6	220	01/05/96	Syracuse/USA	1
29	JaKarr Sampson	F-G	6-9	207	03/20/93	St John's (N.Y.)/USA	2
17	Garrett Temple	G	6-6	195	05/08/86	Louisiana State/USA	7
18	Marcus WIlliams	G	6-3	209	12/03/85	Connecticut/USA	4

HEAD COACH: Dave Joerger (College – Moorhead State)
ASSISTANT COACHES: Elston Turner (College – Mississippi)
Bryan Gates (College – Boise State)
Bob Thornton (College – California-Irvine)
Jason March (College – Florida State)
Duane Ticknor (College – South Dakota)
ASSISTANT COACH/PLAYER DEVELOPMENT COACH: Larry Lewis (College – Morehouse)
Phil Ricci (College – Oregon State)
ADVANCE SCOUT/ASSISTANT COACH: Dan Hartfield (College – Wisconsin-Green Bay)
DIRECTOR OF SPORTS MEDICINE: Pete Youngman (College – Ithaca)
HEAD ATHLETIC TRAINER: Manny Romero (College – Loyola Marymount)
HEAD STRENGTH & CONDITIONING COACH: Ramsey Nijem (College – UC Santa Barbara)

No.	Player
00	Willie Cauley-Stein
3	George Hill
5	De'Aaron Fox
7	Skal Labissiere
8	Bogdan Bogdanovic
9	Matt Jones
10	Frank Mason III

No.	Player
13	Georgios Papagiannis
15	Vince Carter
17	Garrett Temple
18	Marcus Williams
20	Harry Giles
23	Malachi Richardson
24	Buddy Hield

No.	Player
25	Justin Jackson
29	JaKarr Sampson
41	Kosta Koufos
45	Jack Cooley
50	Zach Randolph

2016-17 SEASON REVIEW

SACRAMENTO KINGS MEDIA GUIDE

2016-17 KINGS FINAL STATISTICS

				FIELD GOALS			3-POINT FG			FREE THROWS			REBOUNDS			MISCELLANEOUS						SCORING	
PLAYER	G	GS	MIN	FG	FGA	PCT	FG	FGA	PCT	FT	FTA	PCT	OFF	DEF	TOT	AST	PF	DQ	STL	TO	BLK	PTS	AVG
Cousins	55	55	1891	505	1118	.452	95	267	.356	423	549	.770	115	468	583	266	203	4	75	207	74	1528	27.8
Gay	30	30	1013	201	442	.455	42	113	.372	118	138	.855	35	155	190	83	79	0	44	74	26	562	18.7
Collison	68	63	2063	340	714	.476	73	175	.417	147	171	.860	23	129	152	312	119	0	67	114	9	900	13.2
Hield (TOT)	82	55	1888	327	767	.426	148	379	.391	64	76	.842	35	233	268	121	115	0	38	101	9	866	10.6
Hield (SAC)	25	18	727	142	296	.480	59	138	.428	35	43	.814	16	86	102	44	34	0	20	53	2	378	15.1
Evans (TOT)	40	6	788	150	370	.405	42	118	.356	69	92	.750	13	124	137	124	60	0	35	61	9	411	10.3
Evans (SAC)	14	6	314	59	143	.413	21	48	.438	24	34	.706	7	44	51	33	19	0	12	22	5	163	11.6
Lawson	69	25	1732	237	522	.454	34	118	.288	173	217	.797	44	135	179	334	119	1	74	129	6	681	9.9
Labissiere	33	12	612	117	218	.537	3	8	.375	52	74	.703	51	112	163	27	64	1	16	37	13	289	8.8
Afflalo	61	45	1580	185	420	.440	62	151	.411	83	93	.892	9	116	125	78	104	0	21	42	6	515	8.4
Cauley-Stein	75	21	1421	255	481	.530	0	2	.000	101	151	.669	85	254	339	80	147	1	53	69	44	611	8.1
McLemore	61	27	1176	180	419	.430	65	170	.382	70	93	.753	19	110	129	51	108	0	29	62	6	495	8.1
Galloway (TOT)	74	2	1494	207	545	.380	120	308	.390	51	64	.797	27	129	156	93	96	0	46	46	6	585	7.9
Galloway (SAC)	19	2	375	42	104	.404	19	40	.475	11	12	.917	7	28	35	28	20	0	6	18	1	114	6.0
Temple	65	20	1728	183	432	.424	82	220	.373	58	74	.784	32	152	184	168	141	0	84	78	28	506	7.8
Barnes	54	13	1366	147	383	.384	69	211	.327	50	66	.758	55	238	293	150	138	0	36	83	17	413	7.6
Tolliver	65	9	1477	155	351	.442	90	230	.391	61	82	.744	51	186	237	77	109	0	34	56	20	461	7.1
Koufos	71	62	1419	216	392	.551	0	1	.000	38	62	.613	118	285	403	47	172	2	36	61	48	470	6.6
Farmar	2	0	35	4	12	.333	4	9	.444	0	0	---	1	2	3	9	1	0	2	3	0	12	6.0
Casspi	22	2	397	53	117	.453	11	29	.379	12	21	.571	20	70	90	26	23	0	10	17	1	129	5.9
Papagiannis	22	0	355	56	102	.549	0	2	.000	12	14	.857	24	62	86	20	44	0	3	24	17	124	5.6
Richardson	22	0	198	28	68	.412	8	28	.286	15	19	.789	3	20	23	11	23	0	5	8	1	79	3.6
KINGS	82	-	19880	3105	6734	. 461	737	1960	.376	1483	1913	.775	715	2652	3367	1844	1667	9	627	1201	324	8430	102.8
OPPONENTS	82	-	19880	3153	6824	.462	896	2462	.364	1546	1988	.778	826	2689	3515	1941	1646	10	694	1145	420	8748	106.7

	SINGLE-GAME HIGHS							AVERAGE PER GAME							CAREER HIGHS (C=Set, T=Tied This Sea.)						
PLAYER	MIN	REB	AST	ST	TO	BL	PTS	MIN	REB	AST	STL	TO	BLK	PTS	FG	FGA	FT	FTA	REB	AST	PTS
Cousins	43	20	12	5	9	5	55	34.4	10.6	4.8	1.36	3.8	1.35	27.8	21	34C	20C	22C	24	13	56
Gay	43	14	8	3	7	4	30	33.8	6.3	2.8	1.47	2.5	0.87	18.7	16	37	16	19	15	10	41
Collison	46	6	13	4	5	1	26	30.3	2.2	4.6	0.99	1.7	0.13	13.2	15	23	11	13	13	20	35
Hield (TOT)	37	8	7	3	5	1	30	23.0	3.3	1.5	0.46	1.2	0.11	10.6	12C	20C	4C	5C	8C	7C	30C
Hield (SAC)	37	8	7	2	5	1	30	29.1	4.1	1.8	0.80	2.1	0.08	15.1							
Evans (TOT)	29	6	9	4	4	2	29	19.7	3.4	3.1	0.88	1.5	0.23	10.3	14	29	16	19	13	16	41
Evans (SAC)	29	6	5	2	4	2	26	22.5	3.6	2.4	0.86	1.6	0.36	11.6							
Lawson	37	10	12	4	4	1	22	25.1	2.6	4.8	1.07	1.9	0.09	9.9	13	22	13	16	10C	18	37
Labissiere	36	13	8	2	3	4	32	18.5	4.9	0.8	0.48	1.1	0.39	8.8	11C	17C	9C	11C	13C	8C	32C
Afflalo	41	6	6	2	4	1	19	25.9	2.0	1.3	0.34	0.7	0.10	8.4	14	27	13	14	13	8	43
Cauley-Stein	42	16	6	4	4	4	29	18.9	4.5	1.1	0.71	0.9	0.59	8.1	14C	22C	8C	10C	16C	6C	29C
McLemore	42	10	4	4	4	1	22	19.3	2.1	0.8	0.48	1.0	0.10	8.1	10	20	10	15	10C	7	31
Galloway (TOT)	42	7	6	2	4	1	26	20.2	2.1	1.3	0.62	0.6	0.08	7.9	10	20	6	7	11	7	26T
Galloway (SAC)	42	7	6	2	4	1	17	19.7	1.8	1.5	0.32	0.9	0.05	6.0							
Temple	42	9	7	4	4	3	20	26.6	2.8	2.6	1.29	1.2	0.43	7.8	8	17	7	9	9T	11	23
Barnes	39	16	9	2	4	2	20	25.3	5.4	2.8	0.67	1.5	0.31	7.6	13	28	9	12	16T	11	36
Tolliver	37	10	3	3	4	3	19	22.7	3.6	1.2	0.52	0.9	0.31	7.1	14	22	11	12	21	6	34
Koufos	37	13	3	3	4	3	18	20.0	5.7	0.7	0.51	0.9	0.68	6.6	10	17	7	9	16	3T	22
Farmar	25	2	7	2	2	0	9	17.7	1.5	4.5	1.00	1.5	0.00	6.0	12	21	7	8	9	17	30
Casspi	30	10	5	2	3	1	13	18.0	4.1	1.2	0.45	0.8	0.05	5.9	13	20	10	13	17	7	36
Papagiannis	28	11	4	1	4	3	14	16.1	3.9	0.9	0.14	1.1	0.77	5.6	6C	10C	3C	4C	11C	4C	14C
Richardson	27	7	2	1	2	1	12	9.0	1.0	0.5	0.23	0.4	0.05	3.6	5C	10C	3C	3C	7C	2C	12C
KINGS	265	55	31	16	23	11	129	242.4	41.1	22.5	7.65	14.6	3.95	102.8	67	134	47	59	108	49	165
OPPONENTS	265	60	40	16	24	12	135	242.4	42.9	23.7	8.46	14.0	5.12	106.7	67	144	51	66	109	47	155

KINGS OFFENSIVE LEADERS (includes ties)

	---------- Points ----------				Rebounds		Assists	Double-	Triple-	Indiv. Game Leaders		
Player	10+	20+	30+	40+	10+	20+	10+	Double	Double	Pts	Rebs	Asts
Afflalo	22										2	1
Cauley-Stein	25				10			8		5	12	2
Collison	34	12					4	4		7		22
Evans	7	1								1		3
Galloway	5											1
Gay	14	13	1		4			4		6	4	2
Hield	19	3	1							7		
Koufos	18				10	2		5		1	13	
Labissiere	11	1	1		3			2		3	5	1
Lawson	25	4			1		5	2	1	3	2	31
McLemore	17	3								6		
Papagiannis	6				3			2		1	3	
Richardson	1											
Temple	19	1								3	1	3
Tolliver	21	7			1		51	1		1	2	

2016-17 GAME-BY-GAME RESULTS

G	DATE	SCORE	W/L +/-	OPPONENT	W/L	REC	KINGS HI. SCORER/REBOUNDER	OPPONENT HI. SCORER/REBOUNDER	ATT
1	10/26	113-94	+19	@Phoenix	W	1-0	Cousins-24/Barnes-7	Booker-18/Chandler-10	18,055
2	10/27	94-102	-8	SAN ANTONIO	L	1-1	Cousins-37/Cousins-16	Leonard-30/Anderson-8	17,608
3	10/29	106-103	+3	MINNESOTA	W	2-1	Cousins-29/Cousins,Koufos-7	Wiggins-29/Dieng-13	17,608
4	10/31	95-106	-11	@Atlanta	L	2-2	Gay-22/Cousins-12	Howard-18/Millsap-13	12,501
5	11/1	96-108*	-12	@Miami	L	2-3	Cousins, Gay-30/Gay-12	Dragic-25/Whiteside-11	19,612
6	11/3	94-102	-8	@Orlando	L	2-4	Cousins-33/Cousins,Koufos,Lawson-7	Fournier-29/Gordon-11	17,026
7	11/5	91-117	-26	@Milwaukee	L	2-5	Temple-19/Koufos-7	Teletovic-22/Antetokounmpo-8	16,021
8	11/6	96-91	+5	@Toronto	W	3-5	Gay-23/Cousins-14	DeRozan-23/Patterson-9	19,800
9	11/8	102-94	+8	NEW ORLEANS	W	4-5	Cousins-28/Barnes-8	Davis-34/Asik-9	17,608
10	11/10	91-101	-10	L.A. LAKERS	L	4-6	Cousins-28/Cousins-9	Williams-21/Randle-8	17,608
11	11/11	120-122*	-2	@Portland	L	4-7	Cousins-33/Gay-14	Lillard-36/Harkless-8	19,918
12	11/16	105-110	-5	SAN ANTONIO	L	4-8	Cousins-26/Cousins-17	P.Gasol-24/Aldridge-8	17,608
13	11/18	115-121	-6	L.A. CLIPPERS	L	4-9	Cousins-38/Cousins-13	Griffin-29/Jordan-12	17,608
14	11/20	102-99	+3	TORONTO	W	5-9	Gay-23/Cousins-10	Lowry-25/Valanciunas-13	17,608
15	11/23	116-101	+15	OKLAHOMA CITY	L	6-9	Cousins-36/Cousins-13	Westbrook-31/Westbrook-11	17,608
16	11/25	104-117	-13	HOUSTON	L	6-10	Cousins-32/Cousins-9	Harden-23/Ariza,Capella-10	17,608
17	11/27	122-105	+17	@Brooklyn	W	7-10	Cousins-37/Cousins-11	Kilpatrick-22/Hamilton-10	13,646
18	11/28	95-101*	-6	@Washington	L	7-11	Cousins-36/Cousins-20	Beal-31/Oubre Jr.-11	12,751
19	12/2	92-97	-5	@Boston	L	7-12	Cousins-28/Barnes-16	Horford-26/Bradley,Jerebko-9	18,624
20	12/4	98-106	-8	@New York	L	7-13	Cousins-36/Cousins-13	Anthony,Rose-20/Porzingis-14	19,812
21	12/7	120-89	+31	@Dallas	W	8-13	Cousins-24/Cousins-13	Williams-20/Mejri-7	19,711
22	12/9	100-103	-3	NEW YORK	L	8-14	Cousins-28/Cousins-12	Anthony-33/Porzingis,O'Quinn-11	17,608
23	12/10	84-104	-20	@Utah	L	8-15	Gay-20/Cousins-10	Hayward-26/Gobert-15	19,331
24	12/12	116-92	+24	L.A. LAKERS	W	9-15	Cousins-31/Cousins-17	Russell-17/Randle-8	17,608
25	12/14	98-132	-34	@Houston	L	9-16	Temple-20/Tolliver-10	Anderson-22/Harden-11	15,039
26	12/16	96-92	+4	@Memphis	W	10-16	Cousins-22/Koufos-13	Gasol-20/Allen,Randolph-9	15,987
27	12/18	79-99	-20	@Dallas	L	10-17	Cousins-33/Koufos-9	Finney-Smith-17/Barnes-9	19,504
28	12/20	126-121	+5	PORTLAND	W	11-17	Cousins-55/Cousins-14	McCollum-36/Ma.Plumlee-13	17,608
29	12/21	94-93	+1	@Utah	W	12-17	Cousins-21/Cousins-8	Hayward-28/Gobert-14	19,195
30	12/23	109-105	+4	@Minnesota	W	13-17	Cousins-32/Cousins-7	LaVine-40/LTowns-13	13,288
31	12/26	102-100	+2	PHILADELPHIA	W	14-17	Cousins-30/Gay-9	Embiid-25/Saric-9	17,608
32	12/28	89-102	-13	@Portland	L	14-18	Cousins-28/Koufos-10	McCollum-20/Ma. Plumlee-14	19,665
33	12 31	98-112	-14	MEMPHIS	L	14-19	Cousins-26/Barnes,Koufos-8	Conley-22/Conley-8	17,608
34	1/ 3	120-113	+7	@Denver	W	15-19	Cousins-31/Cousins-6	Gallinari-24/Jokic,Nurkic-6	11,018
35	1/ 4	102-107	-5	MIAMI	L	15-20	Afflalo,Lawson,Temple-15/Barnes-7	T.Johnson-23/Richardson-8	17,608
36	1/ 6	98-106	-8	L.A. CLIPPERS	L	15-21	Cousins-25/Cousins-11	Rivers-24/Speights-11	17,608
37	1/ 8	106-117	-12	GOLDEN STATE	L	15-22	Gay-23/Cousins-10	Curry-30/Durant,Green, Iguodala,Pachulia-7	17,608
38	1/ 10	100-94	+6	DETROIT	W	16-22	Cousins-24/Cousins-11	Caldwell-Pope-21/Drummond-12	17,608
39	1/ 13	108-120	-12	CLEVELAND	L	16-23	Cousins-26/Gay-10	Irving-26/Love-17	17,608
40	1/ 15	118-122	-4	OKLAHOMA CITY	L	16-24	Cousins-31/Cousins-11	Westbrook-36/Kanter-12	17,608
41	1/ 18	100-106	-6	INDIANA	L	16-25	Cousins-25/Cousins-12	George-24/Teague-7	17,608
42	1/ 20	91-107	-16	@Memphis	L	16-26	Cousins-19/Cousins-10	Gasol-28/Allen,Randolph-10	16,991
43	1/ 21	99-102	-3	@Chicago	L	16-27	Cousins-42/Cousins-14	Wade-30/Felicio-10	21,606
44	1/ 23	109-104	+5	@Detroit	W	17-27	Cousins-22/Cousins-13	Jackson-18/Drummond-12	14,017
45	1/ 25	116-112*	+4	@Cleveland	W	18-27	Cousins-28/Cousins-11	James-24/Love-16	20,562
46	1/ 27	111-115*	-4	@Indiana	L	18-28	Collison,Cousins-26/Cousins-16	George-33/Teague-8	17,522
47	1/ 28	109-106	+3	@Charlotte	W	19-28	Cousins-35/Cousins-18	Walker-26/Batum,Hawes-7	18,597
48	1/30+	119-122	-3	@Philadelphia	L	19-29	Cousins-46/Cousins-15	Covington-23/Covington-10	15,840
49	1/31	83-105	-22	@Houston	L	19-30	Cousins-16/Barnes-11	Anderson-25/Anderson,Capela-11	15,187
50	2/3	103-105	-2	PHOENIX	L	19-31	Collison-22/Cousins-11	Booker-33/Chandler-12	17,608
51	2/4	109-106*	+3	GOLDEN STATE	W	20-31	Cousins-32/Barnes-14	Curry-35/Durant-9	17,608
52	2/6	107-112	-5	CHICAGO	L	20-32	Lawson-22/Cousins-14	Wade-31/Carter-Williams,Lopez,Wade-6	17,608
53	2/8	108-92	+16	BOSTON	W	21-32	Colison-26/Barnes,Koufos-11	Thomas-26/Olynyk-11	17,608
54	2/10	108-107	+1	ATLANTA	W	22-32	Collison,Cousins,McLemore-22/Cousins-11	Hardaway-28/Howard-11	17,608
55	2/12	105-99	+6	NEW ORLEANS	W	23-32	Cousins-28/Cousins-14	Davis-32/Davis-10	17,608
56	2/14	97-96	+1	@L.A. Lakers	W	24-32	Cousins-40/Cousins-12	Williams-29/Clarkson,Randle-7	19,997
57	2/15	86-109	-23	@Golden State	L	24-33	Barnes-15/Barnes-14	Thompson-35/McGee-10	19,596
58	2/23	116-100	+16	DENVER	W	25-33	Cauley-Stein-29/Cauley-Stein-10	Harris-23/Jokic-11	17,608
59	2/25	85-99	-14	CHARLOTTE	L	25-34	McLemore-18/Labissiere-13	Kaminsky-23/Kaminsky-13	17,608
60	2/27	88-102	-14	MINNESOTA	L	25-35	Cauley-Stein,Koufos,McLemore-14/Koufos-11	Towns-29/Towns-17	17,608
61	3/1	100-109	-9	BROOKLYN	L	25-36	Hield-16/Tolliver-6	Lopez-24/Booker,Lopez-8	17,608
62	3/5	109-110*	-1	UTAH	L	25-37	Lawson-19/Koufos-10	Hood-28/Gobert-23	17,608
63	3/6	96-108	-12	@Denver	L	25-38	Collison-17/Koufos-9	Chandler-36/Chandler,Plumlee-11	11,614
64	3/8	104-114	-10	@San Antonio	L	25-39	Evans-26/Koufos-10	Ginobli-19/Lee-10	18,418
65	3/10	122-130*	-8	WASHINGTON	L	25-40	Cauley-Stein-20/Cauley-Stein-13	Beal-38/Beal-10	17,608
66	3/11	92-105	-13	DENVER	L	25-41	Hield-17/Koufos-8	Harris-24/Jokic-14	17,608
67	3/13	120-115	+5	ORLANDO	W	26-41	Collison,Tolliver-19/ Cauley-Stein-8	Vucevic-23/Payton-10	17,608
68	3/15	107-101	+6	@Phoenix	W	27-41	Labissiere-32/C-Stein,Labissiere-11	Warren-24/Williams-11	17,196
69	3/18	94-110	-16	@Oklahoma City	W	27-42	Papagiannis-14/Papagiannis-11	Westbrook-28/Adams-13	18,203
70	3/19	102-118	-16	@San Antonio	L	27-43	Hield,C-Stein-18/Papagiannis-10	Gasol-22/Gasol-9	18,418
71	3/22	104-113	-18	MILWAUKEE	L	27-44	Hield-21/C-Stein,Labissiere-8	Antetokounmpo-32/ Antetokounmpo 14	17,608
72	3/24	100-114	-14	@Golden State	L	27-45	Hield-22/Labissiere-10	Curry-27/McGee-10	19,596
73	3/26	98-97	+1	@L.A. Clippers	W	28-45	Collison-19/Cauley-Stein-14	Jordan-20/Jordan-11	19,060
74	3/27	91-90	+1	MEMPHIS	W	29-45	Collison-23/Cauley-Stein-9	Conley-22/Randolph-15	17,608
75	3/29	82-112	-30	UTAH	L	29-46	McLemore-22/Cauley-Stein-8	Hayward-20/Gobert-15	17,608
76	3/31	89-117	-28	@New Orleans	L	29-47	McLemore-15/Cauley-Stein-14	Cousins-37/Cousins-13	17,304
77	4/1	123-117	+6	@Minnesota	W	30-47	Hield-22/Cauley-Stein-10	Wiggins-32/Towns-11	18,960
78	4/4	98-87	+1	DALLAS	W	31-47	McLemore-22/Cauley-Stein-16	Brussino-13/Noel-10	17,608
79	4/7	94-98	-4	@L.A. Lakers	L	31-48	Labissiere-19/Papagiannis-10	Randle-25/Nance Jr.-11	18,997
80	4/9	128-135	-7	HOUSTON	L	31-49	Labissiere-25/Cauley-Stein-10	Harden-35/Harden-11	17,608
81	4/11	129-104	+25	PHOENIX	W	32-49	Hield-30/Lawson,McLemore-10	Ulis-27/Williams-11	17,608
82	4/12	95-115	-20	@L.A. Clippers	L	32-50	Cauley-Stein-19/Cauley-Stein-14	Jordan,Redick-18/Jordan-17	19,060

+Postponed from 11/30 * overtime

2016-17 KINGS GAME-BY-GAME STATS

													--- REBOUNDS --									
DATE		OPP	W/L	FG	FGA	FG%	FG3	FG3A	FG3%	FT	FTA	FT%	OFF	DEF	TOT	AST	PF	DQ	STL	TO	BLK	PTS
10/26/16	@	PHO	W	44	86	.512	6	21	.286	19	26	.731	10	31	41	24	20	0	5	14	5	113
10/27/16	v	SA	L	28	70	.400	6	20	.300	32	38	.842	6	34	40	22	21	0	7	16	0	94
10/29/16	v	MIN	W	39	85	.459	9	26	.346	19	25	.760	11	20	31	24	24	1	6	13	5	106
10/31/16	@	ATL	L	36	75	.480	10	23	.435	13	19	.684	6	32	38	26	34	0	10	19	6	95
11/01/16	@	MIA	L	34	89	.382	5	23	.217	23	27	.852	9	44	53	12	23	1	4	15	4	96
11/03/16	@	ORL	L	38	80	.475	7	18	.389	11	17	.647	11	28	39	17	23	0	8	14	1	94
11/05/16	@	MIL	L	33	84	.393	10	28	.357	15	19	.789	13	23	36	27	19	0	8	15	3	91
11/06/16	@	TOR	W	34	78	.436	5	16	.313	23	31	.742	13	34	47	21	22	0	4	11	5	96
11/08/16	v	NO	W	39	81	.481	8	25	.320	16	20	.800	5	34	39	24	21	0	7	10	5	102
11/10/16	v	LAL	L	34	85	.400	8	21	.381	15	20	.750	11	32	43	18	19	0	13	15	3	91
11/11/16	@	POR	L	43	88	.489	6	21	.286	28	35	.800	13	35	48	18	21	0	7	15	3	120
11/16/16	v	SA	L	36	76	.474	9	20	.450	24	31	.774	10	36	46	21	17	0	5	17	3	105
11/18/16	v	LAC	L	38	86	.442	10	26	.385	29	35	.829	9	28	37	21	24	0	7	15	4	115
11/20/16	v	TOR	W	36	81	.444	11	27	.407	19	25	.760	4	33	37	26	18	0	8	14	8	102
11/23/16	v	OKC	W	44	94	.468	12	28	.429	16	17	.941	11	35	46	26	23	0	4	11	1	116
11/25/16	v	HOU	L	39	80	.488	9	32	.281	17	21	.810	4	33	37	24	18	0	7	14	6	104
11/27/16	@	BRK	W	46	86	.535	13	23	.565	17	22	.773	9	36	45	24	12	0	11	15	3	122
11/28/16	@	WAS	L	38	93	.409	3	21	.143	16	26	.615	13	31	44	20	24	0	15	20	4	95
12/02/16	@	BOS	L	33	88	.375	6	26	.231	20	25	.800	14	37	51	22	16	0	9	14	10	92
12/04/16	@	NY	L	31	97	.320	9	28	.321	27	31	.871	18	33	51	18	17	0	13	11	5	98
12/07/16	@	DAL	W	47	84	.560	10	22	.455	16	21	.762	6	34	40	28	23	0	10	14	3	120
12/09/16	v	NY	L	35	87	.402	7	28	.250	23	27	.852	6	33	39	24	20	0	10	7	1	100
12/10/16	@	UTA	L	34	90	.378	9	26	.346	7	13	.538	12	22	34	17	14	0	10	10	4	84
12/12/16	v	LAL	W	47	84	.560	10	23	.435	12	21	.571	13	34	47	23	20	0	16	22	6	116
12/14/16	@	HOU	L	39	92	.424	11	32	.344	9	11	.818	12	28	40	27	16	0	8	16	7	98
12/16/16	@	MEM	W	31	80	.388	7	24	.292	27	37	.730	13	32	45	18	25	1	5	12	6	96
12/18/16	@	DAL	L	30	76	.395	8	31	.258	11	17	.647	6	36	42	16	21	0	7	16	4	79
12/20/16	v	POR	W	40	72	.556	10	23	.435	36	43	.837	4	27	31	20	28	0	3	10	4	126
12/21/16	@	UTA	W	34	74	.459	10	21	.476	16	24	.667	8	33	41	13	19	0	5	11	3	91
2/23/16	@	MIN	W	42	80	.525	15	29	.517	10	14	.714	6	28	34	27	23	0	7	11	3	109
12/26/16	v	PHI	W	39	87	.448	7	25	.280	17	21	.810	13	29	42	24	19	0	11	19	4	102
12/28/16	@	POR	L	31	79	.392	9	28	.321	18	23	.783	6	33	39	20	20	0	8	11	3	89
12/31/16	v	MEM	L	31	72	.431	11	28	.393	25	28	.893	11	28	39	17	12	0	6	13	3	98
01/03/17	@	DEN	W	46	88	.523	11	29	.379	17	18	.944	5	28	33	26	13	0	7	8	2	120
1/04/17	v	MIA	L	40	78	.513	8	20	.400	14	17	.824	4	22	26	26	28	0	8	17	3	102
01/06/17	v	LAC	L	36	87	.414	9	30	.300	17	22	.773	12	38	50	23	18	0	4	7	3	98
01/08/17	v	GS	L	36	74	.486	11	28	.393	23	29	.793	1	30	31	21	17	0	13	19	5	106
01/10/17	v	DET	W	32	73	.438	13	23	.565	23	29	.793	12	33	45	21	17	0	6	17	3	100
01/13/17	v	CLE	L	42	80	.525	9	25	.360	15	19	.789	11	31	42	23	22	0	7	21	5	108
01/15/17	v	OKC	L	37	81	.457	9	25	.360	35	40	.875	14	30	44	24	29	0	13	22	6	118
01/18/17	v	IND	L	35	72	.486	9	21	.429	21	27	.778	10	26	36	28	22	0	9	21	5	100
01/20/17	@	MEM	L	31	76	.408	6	29	.207	23	32	.719	5	30	35	18	21	0	9	10	6	91
01/21/17	@	CHI	L	37	84	.440	9	26	.346	16	21	.762	9	31	40	20	23	0	7	10	5	99
01/23/17	@	DET	W	40	82	.488	9	21	.429	20	26	.769	10	33	43	25	15	0	10	14	3	109
01/25/17	@	CLE	W	43	95	.453	11	31	.355	19	22	.864	11	36	47	29	28	0	13	12	3	116
01/27/17	@	IND	L	35	70	.500	13	25	.520	28	36	.778	10	33	43	22	30	0	7	19	1	111
01/28/17	@	CHA	W	41	79	.519	11	27	.407	16	26	.615	8	30	38	27	23	0	6	10	5	109
01/30/17	@	PHI	L	41	74	.554	13	29	.448	24	29	.828	9	24	33	31	28	1	7	21	3	119
01/31/17	@	HOU	L	30	86	.349	8	29	.276	15	26	.577	10	35	45	22	17	0	9	11	7	83
02/03/17	v	PHO	L	38	85	.447	10	27	.370	17	22	.773	6	37	43	23	25	0	5	13	4	103
02/04/17	v	GS	W	43	88	.489	7	23	.304	16	19	.842	8	38	46	25	18	0	11	19	4	109
02/06/17	v	CH	L	41	79	.519	11	28	.393	14	16	.875	9	31	40	27	25	0	4	17	5	107
02/08/17	v	BOS	W	42	84	.500	10	25	.400	14	15	.933	4	36	40	24	18	0	11	14	1	108
02/10/17	v	ATL	W	38	80	.475	18	36	.500	14	21	.667	8	31	39	27	27	0	12	18	2	108
02/12/17	v	NO	W	35	78	.449	11	31	.355	24	27	.889	8	38	46	23	18	0	11	20	5	105
02/14/17	@	LAL	W	36	73	.493	7	24	.292	18	25	.720	7	31	38	23	12	0	9	17	3	97
02/15/17	@	GS	L	33	89	.371	7	24	.292	13	17	.765	12	38	50	23	17	0	4	18	6	86
02/23/17	v	DEN	W	46	88	.523	7	14	.500	17	19	.895	9	37	46	26	16	0	8	14	4	116
02/25/17	v	CHA	L	31	79	.392	11	28	.393	12	15	.800	9	32	41	18	19	0	3	14	6	85
02/27/17	v	MIN	L	36	82	.439	6	17	.353	10	15	.667	7	35	42	23	18	0	6	18	4	88
03/01/17	v	BRK	L	35	81	.432	11	22	.500	19	22	.864	10	28	38	12	28	0	8	15	3	100
03/05/17	v	UTA	L	43	83	.518	8	17	.471	15	20	.750	5	32	37	24	21	1	8	13	3	109
03/06/17	@	DEN	L	36	83	.434	6	16	.375	18	21	.857	11	29	40	20	18	1	9	16	1	96
03/08/17	@	SA	L	42	86	.488	7	19	.368	13	16	.813	5	37	42	20	22	0	7	14	3	104
03/10/17	v	WAS	L	44	92	.478	12	23	.522	22	28	.786	8	32	40	27	21	0	5	11	1	122
03/11/17	v	DEN	L	36	82	.439	8	23	.348	12	20	.600	10	31	41	24	15	1	4	13	2	92
03/13/17	v	ORL	W	44	82	.537	16	30	.533	16	21	.762	2	39	41	24	14	0	8	15	6	120
03/15/17	@	PHO	W	38	79	.481	6	14	.429	25	34	.735	8	40	48	22	18	0	8	18	11	107
03/18/17	@	OKC	L	35	85	.412	5	21	.238	19	23	.826	9	26	35	16	22	0	9	14	2	94
03/19/17	@	SA	L	41	83	.494	7	10	.700	13	17	.765	9	31	40	29	20	0	4	11	4	102
03/22/17	v	MIL	L	41	84	.488	10	26	.385	6	10	.600	8	29	37	19	15	0	6	13	6	98
03/24/17	@	GS	L	40	83	.482	10	21	.476	10	13	.769	6	31	37	27	16	0	7	21	4	1000
03/26/17	@	LAC	W	38	84	.452	13	28	.464	9	13	.692	6	40	46	23	25	1	5	12	4	98
03/27/17	v	MEM	W	31	67	.463	6	25	.240	23	30	.767	8	28	36	16	23	1	4	12	6	91
03/29/17	v	UTA	L	34	75	.453	2	15	.133	12	18	.667	2	30	32	14	17	0	7	13	1	82
03/31/17	@	NO	L	35	90	.389	6	20	.300	13	17	.765	14	38	52	18	17	0	7	21	6	89
04/01/17	@	MIN	W	44	78	.564	11	19	.579	24	33	.727	7	33	40	27	27	0	5	17	4	123
04/04/17	v	DAL	W	36	81	.444	12	22	.545	14	17	.824	11	40	51	17	10	0	11	19	2	98
04/07/17	@	LAL	L	38	75	.507	8	20	.400	10	13	.769	10	30	40	27	19	0	5	23	6	94
04/09/17	v	HOU	L	47	94	.500	9	31	.290	25	30	.833	7	31	38	26	18	0	8	5	2	128
04/11/17	v	PHO	W	43	83	.518	9	19	.474	34	43	.791	8	47	55	28	23	0	7	13	2	129
04/12/17	@	LAC	L	40	81	.494	5	11	.455	10	14	.714	7	30	37	27	18	0	2	11	1	95
TOTALS				3105	6734	.461	737	1960	.376	1483	1913	.775	715	2652	3367	1844	1667	9	627	1201	324	8430
overtime																						

2016-17 OPPONENT GAME-BY-GAME STATS

													--- REBOUNDS --										
DATE		OPP	W/L	FG	FGA	FG%	FG3	FG3A	FG3%	FT	FTA	FT%	OFF	DEF	TOT	AST	PF	DQ	STL	TO	BLK	PTS
10/26/16	@	PHO	W	36	77	.468	4	16	.250	18	27	.667	10	31	41	20	29	0	6	18	3	94
10/27/16	v	SA	L	36	79	.456	6	18	.333	24	27	.889	9	31	40	23	26	0	10	10	8	102
10/29/16	v	MIN	W	37	70	.529	7	22	.318	22	31	.710	7	29	36	19	25	0	6	14	5	103
10/31/16	@	ATL	L	33	79	.418	11	30	.367	29	47	.617	17	26	43	24	20	0	11	13	6	106
11/01/16	@	MIA	L*	37	86	.430	13	29	.448	21	29	.724	6	39	45	24	21	0	10	17	9	108
11/03/16	@	ORL	L	38	84	.452	10	30	.333	16	23	.696	13	31	44	24	14	0	5	14	4	102
11/05/16	@	MIL	L	41	82	.500	14	33	.424	21	25	.840	17	36	53	28	22	0	12	17	10	117
11/06/16	@	TOR	W	30	84	.357	7	30	.233	24	31	.774	13	30	43	22	26	1	6	6	5	91
11/08/16	v	NO	W	38	84	.452	5	21	.238	13	18	.722	7	33	40	23	23	0	5	11	9	94
11/10/16	v	LAL	L	38	74	.514	9	27	.333	16	22	.727	4	38	42	18	19	0	8	21	2	101
11/11/16	@	POR	L*	43	86	.523	13	33	.394	19	27	.704	7	29	36	29	24	1	8	13	4	122
11/16/16	v	SA	L	43	88	.489	11	30	.367	13	17	.765	9	28	37	29	21	0	11	11	7	110
11/18/16	v	LAC	L	40	76	.526	13	29	.448	28	34	.824	5	32	37	27	24	0	7	14	6	121
11/20/16	v	TOR	W	34	85	.400	9	24	.375	22	24	.917	16	32	48	16	21	0	7	15	6	99
11/23/16	v	OKC	W	32	76	.421	7	25	.280	30	38	.789	5	33	38	18	21	0	7	9	7	101
11/25/16	v	HOU	L	40	85	.471	21	50	.420	16	20	.800	8	34	42	27	19	0	8	16	2	117
11/27/16	@	BRK	W	38	87	.437	16	40	.400	13	14	.929	9	33	42	19	21	0	7	16	1	105
11/28/16	@	WAS	L*	35	85	.412	10	25	.400	21	26	.808	11	38	49	22	23	0	11	24	7	101
12/02/16	@	BOS	L	36	88	.409	11	28	.393	14	15	.933	11	34	45	25	22	0	10	15	9	97
12/04/16	@	NY	L	39	88	.443	11	29	.379	17	24	.708	14	44	58	20	25	0	5	19	10	106
12/07/16	@	DAL	W	32	78	.410	10	30	.333	15	20	.750	9	31	40	17	22	0	7	23	5	89
12/09/16	v	NY	L	36	84	.429	10	29	.345	21	25	.840	12	42	54	22	25	0	3	17	6	103
12/10/16	@	UTA	L	37	77	.481	13	29	.448	17	18	.944	13	41	54	23	16	0	9	22	10	104
12/12/16	v	LAL	W	33	84	.393	10	23	.435	16	21	.762	17	22	39	18	16	0	12	20	3	92
12/14/16	@	HOU	L	50	85	.588	22	42	.524	10	16	.625	8	39	47	40	11	0	8	16	5	132
12/16/16	@	MEM	W	29	77	.377	5	25	.200	29	36	.806	13	34	47	19	31	1	7	13	8	92
12/18/16	@	DAL	L	34	77	.442	13	33	.394	18	22	.818	6	38	44	20	13	0	10	11	6	99
12/20/16	v	POR	W	44	86	.512	4	28	.143	29	40	.725	15	26	41	30	31	1	5	9	4	121
12/21/16	@	UTA	W	33	74	.446	9	27	.333	18	22	.818	7	36	43	19	22	0	7	11	6	93
12/23/16	@	MIN	W	36	79	.456	12	32	.375	21	26	.808	12	30	42	18	21	0	5	13	4	105
12/26/16	v	PHI	W	39	79	.494	9	25	.360	13	18	.722	8	30	38	20	23	0	13	22	5	100
12/28/16	@	POR	L	35	74	.473	12	25	.480	20	22	.909	5	40	45	19	16	0	6	16	4	102
12/31/16	v	MEM	L	44	87	.506	17	35	.486	7	9	.778	12	28	40	25	20	0	6	7	3	112
01/03/17	@	DEN	W	41	82	.500	18	38	.474	13	13	1.000	4	28	32	29	18	0	6	14	4	113
01/04/17	v	MIA	L	35	72	.486	12	28	.429	25	29	.862	7	32	39	24	20	1	8	19	9	107
01/06/17	v	LAC	L	39	84	.464	13	31	.419	15	21	.714	8	37	45	28	13	0	6	8	5	106
01/08/17	v	GS	L	45	89	.506	10	29	.345	17	20	.850	13	33	46	33	22	0	11	17	6	117
01/10/17	v	DET	W	36	82	.439	12	27	.444	10	16	.625	8	27	35	14	24	0	12	12	9	94
01/13/17	v	CLE	L	44	87	.506	15	37	.405	17	22	.773	10	29	39	27	20	0	11	12	3	120
01/15/17	v	OKC	L	40	90	.444	9	28	.321	33	41	.805	17	27	44	20	28	0	14	19	4	122
01/18/17	v	IND	L	39	75	.520	7	21	.333	21	25	.840	8	24	32	22	21	0	11	15	3	106
01/20/17	@	MEM	L	38	83	.458	11	28	.393	20	25	.800	15	43	58	21	24	0	6	15	4	107
01/21/17	@	CHI	L	34	83	.410	6	17	.353	28	33	.848	14	34	48	22	18	0	7	11	7	102
01/23/17	@	DET	W	41	82	.500	10	28	.357	12	17	.706	6	32	38	27	21	0	8	16	1	104
01/25/17	@	CLE	W*	40	82	.488	15	38	.395	17	34	.500	13	34	47	29	21	0	9	18	6	112
01/27/17	@	IND	L*	38	78	.487	10	28	.357	29	33	.879	7	22	29	19	24	0	14	10	4	115
01/28/17	@	CHA	W	36	75	.480	12	37	.324	22	24	.917	7	27	34	24	25	0	4	11	7	106
01/30/17	@	PHI	L	45	83	.542	11	31	.355	21	26	.808	9	20	29	32	18	0	13	16	2	122
01/31/17	@	HOU	L	38	85	.447	14	45	.311	15	22	.682	11	49	60	28	24	0	4	14	4	105
02/03/17	v	PHO	L	32	77	.416	12	29	.414	29	35	.829	6	33	39	11	21	0	7	12	3	105
02/04/17	v	GS	W	36	87	.414	15	44	.341	19	24	.792	7	33	40	22	17	0	10	18	10	106
02/06/17	v	CHI	L	43	81	.531	6	19	.316	20	31	.645	8	27	35	21	17	1	10	8	3	112
02/08/17	v	BOS	W	29	73	.397	10	32	.313	24	27	.889	7	32	39	18	19	0	8	18	2	92
02/10/17	v	ATL	W	36	71	.507	11	30	.367	24	31	.774	3	34	37	19	17	1	6	17	5	107
02/12/17	v	NO	W	34	82	.415	13	31	.419	18	21	.857	6	30	36	23	23	0	10	18	2	99
02/14/17	@	LAL	W	38	83	.458	12	29	.414	8	15	.533	13	30	43	22	21	1	10	17	3	96
02/15/17	@	GS	L	41	84	.488	13	36	.361	14	21	.667	6	40	46	32	16	0	10	8	10	109
02/23/17	v	DEN	W	39	88	.443	12	35	.343	10	14	.714	10	33	43	23	18	0	10	16	2	100
02/25/17	v	CHA	L	34	85	.400	14	38	.368	17	18	.944	13	37	50	26	13	0	10	11	3	99
02/27/17	v	MIN	L	40	95	.421	8	23	.348	14	20	.700	16	36	52	25	15	0	11	10	7	102
03/01/17	v	BRK	L	34	74	.459	11	28	.393	30	36	.833	10	33	43	16	25	0	8	19	2	109
03/05/17	v	UTA	L*	41	90	.456	10	33	.303	18	27	.667	12	35	47	24	15	0	8	14	3	110
03/06/17	@	DEN	L	37	74	.500	13	30	.433	21	28	.750	7	33	40	28	18	0	11	19	2	108
03/08/17	@	SA	L	42	84	.500	14	29	.483	16	21	.762	6	37	43	33	15	1	9	12	5	114
03/10/17	v	WAS	L*	52	104	.500	9	26	.346	17	19	.895	12	40	52	29	22	0	7	11	5	130
03/11/17	v	DEN	L	40	85	.471	9	34	.265	16	18	.889	9	35	44	21	16	0	8	9	8	105
03/13/17	v	ORL	W	45	98	.459	13	34	.382	12	12	1.000	9	35	44	32	18	0	10	12	4	115
03/15/17	@	PHO	W	43	107	.402	6	25	.240	9	14	.643	16	31	47	24	25	0	9	13	11	101
03/18/17	@	OKC	L	41	82	.500	10	26	.385	18	25	.720	13	36	49	23	21	0	7	16	4	110
03/19/17	@	SA	L	43	87	.494	11	28	.393	21	27	.778	15	30	45	31	20	0	9	8	3	118
03/22/17	v	MIL	L	43	81	.531	16	35	.457	14	19	.737	7	31	38	28	11	0	9	11	4	116
03/24/17	@	GS	L	44	89	.494	10	31	.323	16	18	.889	13	31	44	37	15	0	14	13	8	114
03/26/17	@	LAC	W	32	78	.410	10	29	.345	23	28	.821	6	39	45	20	14	0	7	10	2	97
03/27/17	v	MEM	W	31	90	.344	5	26	.192	23	29	.793	19	26	45	15	18	0	4	8	2	90
03/29/17	v	UTA	L	42	79	.532	13	31	.419	15	19	.789	7	36	43	22	18	0	10	11	3	112
03/31/17	@	NO	L	46	95	.484	10	33	.303	15	19	.789	10	35	45	28	13	0	16	12	12	117
04/01/17	@	MIN	W	39	87	.448	9	27	.333	30	38	.789	10	31	41	27	23	1	8	11	4	117
04/04/17	v	DAL	W	32	80	.400	12	43	.279	11	14	.786	8	31	39	21	13	0	9	16	9	87
04/07/17	@	LAL	L	38	86	.442	4	24	.167	18	25	.720	16	25	41	20	15	0	12	14	1	98
04/09/17	v	HOU	L	45	80	.563	18	43	.419	27	31	.871	5	36	41	26	22	0	3	18	2	135
04/11/17	v	PHO	W	41	109	.376	8	30	.267	14	24	.583	18	30	48	19	23	0	8	9	3	104
04/12/17	@	LAC	L	43	83	.518	10	28	.357	19	25	.760	11	32	43	29	15	0	4	6	6	115
TOTALS				3153	6824	.462	896	2462	.364	1546	1988	.778	826	2689	3515	1941	1646	10	694	1145	420	8748

* overtime

2016-17 KINGS SEASON BESTS

PLAYER	MINUTES	FIELD GOALS	FREE THROWS	REBOUNDS OFF.	REBOUNDS DEF.	REBOUNDS TOTAL	ASSISTS	STEALS	TURNOVERS	BLOCKED SHOTS	POINTS
ARRON AFFLALO	41 Nov. 1 at Miami	8 (2) April 12 at LA-C	5 Nov. 11 at Port.	1 (9) March 5 vs Utah	6 Nov. 10 vs LA-L	6 Nov. 10 vs LA-L	6 April 12 at LA-C	2 (2) Jan. 20 at Mem.	4 Jan. 15 vs OKC.	1 (6) Feb. 12 vs N.O.	19 Jan. 3 at Den.
MATT BARNES	39 Feb. 3 vs Phoe.	7 Feb. 6 vs Chi.	5 (3) Feb. 8 vs Bos.	4 Jan. 15 vs OKC.	13 Dec. 2 at Bos.	16T Dec. 2 at Bos.	9 Oct. 29 vs Minn.	2 (5) Feb. 10 vs Atl.	4 (2) Jan. 4 vs Miami	2 (2) Nov. 18 vs LA-C	20 Dec. 31 vs Mem.
WILLIE CAULEY-STEIN	42C March 10 vs Wash.	14C Feb. 23 vs Den.	8C March 19 at S.A.	5 April 7 at LA-L	13C March 26 at LA-C	16C April 4 vs Dall.	6C April 12 at LA-C	4C March 15 at Phoe.	4C(2) Feb. 27 vs Minn.	4T(2) March 22 vs Milw.	29C Feb. 23 vs Den.
DARREN COLLISON	46 Jan. 27 at Ind.	12 Feb. 8 vs Bos.	7 (2) March 13 vs Orl.	2 (2) Jan. 21 at Chi.	6 Feb. 12 vs N.O.	6 Feb. 12 vs N.O.	13 March 13 vs Orl.	4 (2) Feb. 8 vs Bos.	5 (2) Feb. 14 at LA-L	1 (9) March 13 vs Orl.	26 (3) Feb. 8 vs Bos.
TYREKE EVANS N.O.-Sac.	29 March 8 at S.A.	10 Jan. 12 at Brk.	7 Jan. 12 at Brk.	3 Jan. 20 vs Brk.	6 Dec. 18 at S.A.	6 (3) March 6 at Den.	9 Jan. 25 vs OKC.	4 Jan. 12 at Brk.	4 (2) Feb. 23 vs Den.	2 (2) Feb. 25 vs Cha.	29 Jan. 12 at Brk.
TYREKE EVANS Sac.	29 March 8 at S.A.	9 March 8 at S.A.	6 Feb. 23 vs Den.	1 (7) April 7 at LA-L	5 (3) March 6 at Den.	6 March 6 at Den.	5 (2) April 4 vs Dall.	2 (2) March 29 vs Utah	4 Feb. 23 vs Den.	2 Feb. 25 vs Cha.	26 March 8 at S.A.
JORDAN FARMAR	25 Nov. 5 at Milw.	3 Nov. 5 at Milw.	0	1 Nov. 5 at Milw.	1 (2) Nov. 6 at Tor.	2 Nov. 5 at Milw.	7 Nov. 5 at Milw.	2 Nov. 5 at Milw.	2 Nov. 5 at Milw.	0	9 Nov. 5 at Milw.
LANGSTON GALLOWAY N.O.-Sac.	42 April 12 at LA-C	9 Dec. 5 vs Mem.	4 (3) April 12 at LA-C	2 (4) Jan. 20 vs Brk.	6 (2) April 4 vs Dall.	7 (2) April 4 vs Dall.	6 April 12 at LA-C	2 (11) March 18 at OKC.	4T April 4 vs Dall.	1 (6) March 31 at N.O.	26T Dec. 5 vs Mem.
LANGSTON GALLOWAY Sac.	42 April 12 at LA-C	6 April 1 at Minn.	4 April 12 at LA-C	1 (7) April 12 at LA-C	6 April 4 vs Dall.	7 April 4 vs Dall.	6 April 12 at LA-C	2 March 18 at OKC.	4T April 4 vs Dall.	1 March 31 at N.O.	17 April 1 at Minn.
RUDY GAY	43 Nov. 11 at Port.	11 (2) Nov. 1 at Miami	10 Oct. 27 vs S.A.	5 Jan. 13 vs Clev.	12 Nov. 1 at Miami	14 Nov. 11 at Port.	8 Nov. 27 at Brk.	3 (4) Jan. 10 vs Det.	7 Jan. 10 vs Det.	4 (2) Jan. 13 vs Clev.	30 Nov. 1 at Miami
BUDDY HIELD N.O.-Sac.	37C(2) April 12 at LA-C	12C April 11 vs Phoe.	4C(4) March 24 at G.S.	3C Jan. 12 at Brk.	6C(7) March 31 at N.O.	8C(2) March 31 at N.O.	7C March 24 at G.S.	3C Jan. 9 at N.Y.	5C March 5 vs Utah	1C(9) March 31 at N.O.	30C April 11 vs Phoe.
BUDDY HIELD Sac.	37C(2) April 12 at LA-C	12C April 11 vs Phoe.	4T(2) March 24 at G.S.	2 (5) April 12 at LA-C	6T(5) March 31 at N.O.	8C(2) March 31 at N.O.	7C March 24 at G.S.	2 (3) March 24 at G.S.	5C March 5 vs Utah	1T(2) March 31 at N.O.	30C April 11 vs Phoe.
KOSTA KOUFOS	37 March 5 vs Utah	8 Jan. 3 at Den.	3 March 18 at OKC.	7 Dec. 16 at Mem.	10 (2) March 8 at S.A.	13 Dec. 16 at Mem.	3T(3) Feb. 8 vs Bos.	3 Dec. 12 vs LA-L	4 Oct. 31 at Atl.	3 (4) March 27 vs Mem.	18 Jan. 3 at Den.
SKAL LABISSIERE	36C March 31 at N.O.	11C March 15 at Phoe.	9C March 15 at Phoe.	5C March 31 at N.O.	10C Feb. 25 vs Cha.	13C Feb. 25 vs Cha.	8C March 24 at G.S.	2C(4) April 9 vs Hou.	3C(5) April 4 vs Dall.	4C March 13 vs Orl.	32C March 15 at Phoe.
TY LAWSON	37 (3) March 5 vs Utah	8 (2) March 24 at G.S.	11 April 1 at Minn.	3 (5) Feb. 23 vs Den.	9C April 11 vs Phoe.	10C April 11 vs Phoe.	12 April 11 vs Phoe.	4 (2) March 6 at Den.	4 (7) March 15 at Phoe.	1 (6) March 19 at S.A.	22 (2) April 11 vs Phoe.
BEN MCLEMORE	42 Feb. 10 vs Atl.	9 March 29 vs Utah	7 April 11 vs Phoe.	3T Feb. 10 vs Atl.	10C April 11 vs Phoe.	10C April 11 vs Phoe.	4 (3) March 31 at N.O.	4T Feb. 10 vs Atl.	4 April 1 at Minn.	1 (6) March 27 vs Mem.	22 (3) April 4 vs Dall.
GIORGIOS PAPAGIANNIS	28C(2) April 12 at LA-C	6C(3) April 4 vs Dall.	3C(2) April 11 vs Phoe.	4C March 19 at S.A.	9C March 18 at OKC.	11C March 18 at OKC.	4C March 26 at LA-C	1C(3) April 9 vs Hou.	4C(2) April 11 vs Phoe.	3C March 15 at Phoe.	14C March 18 at OKC.
MALACHI RICHARDSON	27C Feb. 15 at G.S.	5C Jan. 25 at Clev.	3C Feb. 6 vs Chi.	1C(3) Feb. 15 at G.S.	6C Feb. 15 at G.S.	7C Feb. 15 at G.S.	2C(2) Feb. 15 at G.S.	1C(5) Feb. 15 at G.S.	2C(2) Feb. 6 vs Chi.	1C Jan. 28 at Cha.	12C Jan. 25 at Clev.
GARRETT TEMPLE	42 Jan. 8 vs G.S.	7 (4) Jan. 4 vs Miami	6 Dec. 16 at Mem.	5C Jan. 6 vs LA-C	7T March 8 at S.A.	9T Jan. 6 vs LA-C	7 Dec. 18 at Dall.	4 (3) April 9 vs Hou.	4 (4) March 13 vs Orl.	3T Dec. 2 at Bos.	20 Dec. 14 at Hou.
ANTHONY TOLLIVER	37 Feb. 8 vs Bos.	6 (2) March 13 vs Orl.	6 (2) April 11 vs Phoe.	5 Feb. 6 vs Chi.	7 (3) Feb. 23 vs Den.	10 Dec. 14 at Hou.	3 (9) April 11 vs Phoe.	3 (2) Feb. 8 vs Bos.	4T Feb. 25 vs Cha.	3 April 1 at Minn.	19 March 13 vs Orl.
KINGS High Games	265 (8) March 10 vs Wash.	47 (3) April 9 vs Hou.	36 Dec. 20 vs Port.	18 Dec. 4 at N.Y.	47 April 11 vs Phoe.	55 April 11 vs Phoe.	31 Jan. 30 at Phil.	16 Dec. 12 vs LA-L	23 April 7 at LA-L	11 March 15 at Phoe.	129 April 11 vs Phoe.
KINGS Low Games	240 (74) April 12 at LA-C	28 Oct. 27 vs S.A.	6 March 22 vs Milw.	1 Jan. 8 vs G.S.	20 Oct. 29 vs Minn.	26 Jan. 4 vs Miami	12 (2) March 1 vs Brk.	2 April 12 at LA-C	5 April 9 vs Hou.	0 Oct. 27 vs S.A.	79 Dec. 18 at Dall.
OPPONENTS High Games	265 (8) March 10 vs Wash.	52 March 10 vs Wash.	33 Jan. 15 vs OKC.	19 March 27 vs Mem.	49 Jan. 31 at Hou.	60 Jan. 31 at Hou.	40 Dec. 14 at Hou.	16 March 31 at N.O.	24 Nov. 28 at Wash.	12 March 31 at N.O.	135 April 9 vs Hou.
OPPONENTS Low Games	240 (74) April 12 at LA-C	29 (2) Feb. 8 vs Bos.	7 Dec. 31 vs Mem.	3 Feb. 10 vs Atl.	20 Jan. 30 at Phil.	29 (2) Jan. 30 at Phil.	11 Feb. 3 vs Phoe.	3 (2) April 9 vs Hou.	6 (2) April 12 at LA-C	1 (3) April 7 at LA-L	87 April 4 vs Dall.

"C" indicates a new career-high, "T" a tied career-high.
Numbers in parentheses indicate the number of games in which a player or team has reached a given total (if more than one).

2016-17 MISCELLANEOUS STATISTICS

STREAKS

Longest Winning:

Overall	4 games, 12/20-12/26, 2/8-2/14
Home	4 games, 2/8-2/23
Road	2 games, 12/21-12/23, 1/23-1/25

Longest Losing:

Overall	8 games, 10/31-11/5
Home	6 games, 2/25-3/11
Road	4 games, 1/26-2/8

WIN-LOSS MARGINS

Margins	1	2	3	4	5	6	7	8	9	10	11	12	13	14	15	16	17	18	19	20	21	22	23	24	25	26	28	30	31	34
Won By	5	1	4	3	4	4	1	1			1				1	2	1		1					1	1				1	
Lost By	1	2	3	3	4	3	1	5	1	2	2	3	3	4		3		1		3		1	1			1	1	1		1

HOME AND AWAY

	— KINGS —									— OPPONENTS —			
Games	**FG%**	**3pt%**	**FT%**	**PPG**	**RPG**	**APG**	**SPG**	**BPG**	**TPG**	**FG%**	**PPG**	**RPG**	**TPG**
Home (17-24)	.470	.387	.798	105.0	40.4	22.6	7.73	3.71	14.85	.462	106.9	41.6	13.76
Road (15-26)	.452	.365	.752	100.6	41.7	22.4	7.56	4.20	14.44	.462	106.5	44.1	14.17

MONTHLY BREAKDOWN

	— KINGS —									— OPPONENTS —			
Games	**FG%**	**3pt%**	**FT%**	**PPG**	**RPG**	**APG**	**SPG**	**BPG**	**TPG**	**FG%**	**PPG**	**RPG**	**TPG**
October (2-2)	.465	.344	.769	102.0	37.5	24.0	7.00	4.00	15.50	.466	101.3	40.0	13.80
November (5-9)	.450	.353	.777	103.5	42.6	21.4	7.71	3.79	14.40	.455	106.4	42.6	14.60
December (7-8)	.438	.353	.770	100.1	41.0	20.9	8.53	4.40	13.10	.458	103.1	45.1	15.60
January (5-11)	.471	.380	.778	105.6	39.4	24.1	8.44	4.06	14.90	.479	109.9	40.9	14.20
February (6-5)	.463	.379	.801	101.1	42.8	23.8	7.64	4.00	16.50	.444	102.5	41.8	13.90
March (4-12)	.470	.356	.791	100.3	40.1	20.9	6.63	3.94	14.50	.470	110.4	44.6	12.40
April (3-3)	.504	.443	.780	111.2	43.5	25.3	6.33	2.83	14.70	.453	109.3	42.2	12.30

VERSUS THE LEAGUE

	— KINGS —									— OPPONENTS —			
Games	**FG%**	**3pt%**	**FT%**	**PPG**	**RPG**	**APG**	**SPG**	**BPG**	**TPG**	**FG%**	**PPG**	**RPG**	**TPG**
vs. East (11-19)	.459	.395	.778	103.5	41.0	23.0	8.27	4.00	14.60	.460	107.1	42.6	14.60
vs. West (21-31)	.462	.364	.774	102.4	41.1	22.2	7.29	3.94	13.80	.463	106.8	43.2	13.52
vs. Atlantic (5-5)	.441	.369	.819	103.9	42.3	22.6	9.20	4.30	13.50	.436	103.5	44.6	15.80
vs. Central (3-7)	.472	.409	.787	103.9	40.9	24.1	7.70	3.90	15.20	.491	109.8	39.4	13.00
vs. Southeast (3-7)	.464	.406	.723	102.6	39.9	22.4	7.90	3.80	15.00	.454	108.1	43.7	14.90
vs. Northwest (8-10)	.471	.384	.781	104.6	38.6	21.6	7.00	3.06	20.40	.474	108.3	42.8	13.67
vs. Pacific (7-9)	.470	.378	.757	103.6	43.1	23.6	7.56	4.50	15.40	.453	105.4	42.9	13.63
vs. Southwest (6-12)	.446	.336	.780	99.3	41.8	21.4	7.33	4.33	13.30	.461	106.6	43.8	13.28

RANKINGS WITHIN THE LEAGUE

LEFT: Where Sacramento ranked statistically as a team among the 30 NBA franchises. RIGHT: A list of those Kings players who ranked in the NBA's top 40 individual statistics in 2016-17.

	— KINGS —		– OPPONENTS –	
Points/game	24	102.8	18	106.7
FG%	13	.461	22	.462
FT%	16	.775	22	.778
3-pt FG%	5	.376	19	.364
Off. Reb./game	28	8.72	11	10.07
Def. Reb./game	25	32.34	10	32.79
Rebounds/game	28	41.06	9	42.87
Assists/game	16	22.49	24	23.67
Steals/game	17	7.65	23	8.46
Turnovers/game	21	14.65	15	13.96
Blocks/game	26	3.95	21	5.12

PLAYER	CATEGORY
Buddy Hield	33rd in 3PT FG% (.391)
George Hill	T-23rd in 3PT FG% (.403)
Zach Randolph	20th in rebounds (8.2 rpg)
Garrett Temple	33rd in steals (1.29 spg)

2016-17 MISCELLANEOUS STATISTICS

INACTIVE LIST

DATE	OPP	PLAYER
10/26	@PHX	Labissiere, Papagiannis
10/27	SAS	Labissiere, Papagiannis
10/29	MIN	Labissiere, Papagiannis
10/31	@ATL	Casspi, Papagiannis
11/1	@MIA	Casspi, Papagiannis
11/3	@ORL	Richardson, Papagiannis
11/5	@MIL	Gay, Tolliver
11/6	@TOR	Tolliver, Papagiannis
11/8	NOP	Richardson, Papagiannis
11/10	LAL	Richardson, Papagiannis
11/11	@POR	Richardson, Papagiannis, Labissiere
11/16	SAS	Richardson, Papagiannis, Labissiere
11/18	LAC	Richardson, Labissiere
11/20	TOR	Richardson, Labissiere
11/23	OKC	Richardson, Papagiannis
11/25	HOU	Richardson, Papagiannis
11/27	@BKN	Richardson, Papagiannis, Labissiere
11/28	@WAS	Richardson, Papagiannis, Labissiere
12/2	@BOS	Richardson, Papagiannis, Labissiere
12/4	@NYK	Richardson, Papagiannis, Labissiere
12/7	@DAL	Richardson, Papagiannis, Labissiere
12/9	NYK	Richardson, Papagiannis, Labissiere
12/10	@UTA	Richardson, Papagiannis, Labissiere
12/12	LAL	Richardson, Papagiannis, Labissiere
12/14	@HOU	Gay, McLemore, Papagiannis
12/16	@MEM	Casspi, Gay, Papagiannis
12/18	@DAL	Gay, Papagiannis
12/20	POR	Gay, Papagiannis, Labissiere
12/21	@UTA	Casspi, Papagiannis, Labissiere
12/23	@MIN	Gay, Papagiannis, Labissiere
12/26	PHI	Afflalo, Papagiannis
12/28	@POR	Afflalo, Gay
12/31	MEM	Labissiere, Papagiannis
1/3	@DEN	Labissiere, Papagiannis
1/4	MIA	Labissiere, Papagiannis
1/6	LAC	Labissiere, Papagiannis
1/8	GSW	Labissiere, Papagiannis
1/10	DET	Barnes, Labissiere, Papagiannis
1/13	CLE	Labissiere, Papagiannis
1/15	OKC	Labissiere, Papagiannis
1/18	IND	Casspi, Papagiannis
1/20	@MEM	Casspi, Gay
1/21	@CHI	Casspi, Gay
1/23	@DET	Casspi, Gay
1/25	@CLE	Casspi, Gay, Papagiannis
1/27	@IND	Casspi, Gay, Papagiannis
1/28	@CHA	Casspi, Gay, Papagiannis
1/30*	@PHI	Casspi, Gay, Papagiannis
1/31	@HOU	Casspi, Gay, Papagiannis
2/3	PHX	Afflalo, Gay, Papagiannis
2/4	GSW	Casspi, Gay, Temple
2/6	CHI	Casspi, Gay, Temple
2/8	BOS	Casspi, Gay, Temple
2/10	ATL	Casspi, Gay, Temple
2/12	NOP	Casspi, Gay, Temple
2/14	@LAL	Casspi, Gay, Temple
2/15	@GSW	Casspi, Gay, Temple
2/23	DEN	Gay, Richardson, Temple
2/25	CHA	Gay, Richardson, Temple
2/27	MIN	Gay, Richardson, Temple
3/1	BKN	Gay, Richardson, Temple
3/5	UTA	Gay, Richardson
3/6	@DEN	Gay, Richardson
3/8	@SAS	Gay, Richardson
3/10	WAS	Gay, Papagiannis, Richardson
3/11	DEN	Gay, Richardson
3/13	ORL	Gay, Richardson
3/15	@PHX	Gay, Richardson
3/18	@OKC	Afflalo, Gay, McLemore
3/19	@SAS	Afflalo, Gay, McLemore
3/22	MIL	Gay, Richardson
3/24	@GSW	Gay, Richardson
3/26	@LAC	Gay, Richardson
3/27	MEM	Gay, Richardson
3/29	UTA	Gay, Richardson
3/31	@NOP	Gay, Richardson
4/1	@MIN	Gay, Richardson
4/4	DAL	Gay, Richardson
4/7	@LAL	Gay, Richardson
4/9	HOU	Gay, Richardson
4/11	PHX	Collison, Gay, Richardson
4/12	@LAC	Gay, Richardson, Tolliver

* RESCHEDULED FROM 11/30

THE KINGS WERE:

17-13	leading at the half
2-0	tied at the half
14-36	trailing at the half
21-9	leading after three quarters
1-1	tied after three quarters
10-40	trailing after three quarters
25-21	scoring 100+ points
7-29	scoring under 100 points
18-43	allowing opponent to score 100+ points
14-4	holding opponent to under 100 points
18-15	outrebounding opponent
2-3	tied with opponent in rebounding
12-32	outrebounded by opponent
25-21	bench outscores opponent
1-3	benches are tied
7-25	bench outscored by opponent bench
13-27	committing 15 or more turnovers
19-23	committing under 15 turnovers
25-13	outshooting opponent
0-1	tied FG% with opponent
7-36	outshot by opponent
13-7	shooting .500 or better from the field
18-42	shooting under .500 from the field
4-19	opponent shoots .500 or better from the field
28-31	opponent shoots under .500 from the field
25-20	outshooting opponents in 3pt FG%
0-0	tied in 3pt FG%
7-31	outshot by opponents in 3pt FG%
8-3	shooting .500 or better in 3pt FG%
18-23	outshooting or tied with opponents in FT%
14-27	outshot by opponents in FT%
27-40	shooting .700 or better in FT%
7-9	shooting 30 or more free throws
20-19	having more FT attempts than opponent
2-1	tied in free throw attempts with opponent
10-31	having less FT attempts than opponent
21-21	having more points in the paint than opponent
6-24	having less points in the paint than opponent
5-4	having same amount points in the paint
16-16	having more 2nd-chance points than opponent
15-27	having less 2nd-chance points than opponent
1-7	having same amount 2nd-chance points
15-16	having more fastbreak points than opponent
16-34	having less fastbreak points than opponent
1-0	having same amount fastbreak points

KINGS INDIVIDUAL TECHNICAL FOULS: 35

17	DeMarcus Cousins	10/29(2), 11/1, 11/11, 11/25, 11/27*, 12/4, 12/9, 12/12*, 12/20*, 12/31, 1/6, 1/8, 1/15, 1/20, 1/28, 2/4, 2/6(2), 2/12
8	Matt Barnes	11/1, 12/2, 12/28, 1/4, 1/15, 2/10, 2/12
4	Head Coach Dave Joerger	11/25, 1/4, 2/4, 2/10
3	Kosta Koufos	11/27, 12/26, 1/15
1	Darren Collison	12/9
1	Rudy Gay	11/18
1	Georgios Papagiannis	4/11

* indicates each technical foul assessed but later rescinded upon league office review process

Kings Flagrant Fouls: Arron Afflalo F1, 11/1

Opponent Technical fouls: 47

2016-17 KINGS MISCELLANEOUS STATS

PLAYER GAMES MISSED

Arron Afflalo	3	right elbow strain	12/26, 12/28, 12/31
	1	illness	2/3
	5	Personal reasons	3/18, 3/19, 3/27, 3/29, 3/31
	3	sore left hamstring	2/23, 2/25, 2/27
Omri Casspi	16	Right Plantaris Tendon Strain	1/18, 1/20,1/21, 1/23, 1/25, 1/27, 1/28, 1/30, 1/31, 2/3, 2/4, 2/6, 2/8, 2/10, 2/12, 2/14
	6	illness	10/31, 11/1, 12/16, 12/18, 12/20, 12/21
Darren Collison	8	NBA Suspension	10/26, 10/27, 10/29, 10/31, 11/1, 11/3, 11/5, 11/6
	2	Migraine	4/11, 4/12
DeMarcus Cousins	1	NBA Suspension	2/8
Tyreke Evans	3	sore left ankle	3/13, 3/18, 3/19
	1	sore right great toe	4/12
Rudy Gay	1	rib strain	11/5
	12	right hip flexor strain	12/14, 12/16, 12/18, 12/20, 12/21, 12/23, 12/28, 12/31, 1/3, 1/4, 2/12
	39	torn left achilles tendon	1/20, 1/21, 1/23, 1/25, 1/27, 1/28, 1/30, 1/31, 2/3, 2/4, 2/6, 2/8, 2/10, 2/14, 2/23, 2/25, 2/27, 3/1, 3/5, 3/6, 3/8, 3/10, 3/11, 3/13, 3/15, 3/18, 3/19, 3/22, 3/24, 3/26, 3/27, 3/29, 3/31, 4/1, 4/4, 4/7, 4/9, 4/11, 4/12
Ty Lawson	3	left adductor Magnus Strain	2/10, 2/12, 2/14
	1	sub conjunctival hemorrhage Right Eye 1/3	
	1	left ankle sprain	1/18
	1	right knee stiffness	3/26
Ben McLemore	1	left quad contusion	12/14
	2	Personal reasons	3/18, 3/19
Malachi Richardson	25	right hamstring partial tear	2/23, 2/25, 2/27, 3/1, 3/5, 3/6, 3/8, 3/10, 3/11, 3/13, 3/15, 3/18, 3/19, 3/22, 3/24, 3/26, 3/27, 2/29, 3/31, 4/1, 4/4, 4/7, 4/9, 4/11, 4/12
Garrett Temple	11	partial tear of the left hamstring	2/3, 2/4. 2/6, 2/8, 2/10, 2/12, 2/14, 2/23, 2/25, 2/27, 3/1,
Anthony Tolliver	2	quad contusion	11/5, 11/6
	1	Personal	4/12
Games Missed	146		

IN WINS

Most consecutive wins	4 (2)	12/20-12/26, 2/8-2/14
Most consecutive home wins	4	2/8-2/23
Most consecutive road wins	2(2)	12/21-12/23, 1/23-1/25
Largest margin of victory	31	12/7 @ Dallas (120-89)
at home	24	12/12 vs. L.A. Lakers (116-92)
on road	31	12/7 @ Dallas (120-89)
Largest lead in a game	33	12/7 @ Dallas
at home	26	4/11 vs. Phoenix
on road	33	12/7 @ Dallas
Largest deficit overcome to win	22	2/10 vs. Atlanta
at home	22	2/10 vs. Atlanta
on road	20	12/21 @ Utah
Never trailed in these games	2	11/8 vs. New Orleans 4/11 vs. Phoenix

IN LOSSES

Most consecutive losses	8	2/25-3/11
Most consecutive home losses	6	2/25-3/11
Most consecutive road losses	4	10/31-11/5
Largest margin of defeat	34	12/14 @ Houston (132-98)
at home	13	11/25 vs. Houston (117-104)
on road	34	12/14 @ Houston (132-98)
Largest deficit in a game	39	12/14 @ Houston
at home	30	3/29 vs. Utah
on road	39	12/14 @ Houston
Largest blown lead in a loss	28	3/8 @ San Antonio
at home	22	1/18 vs. Indiana
on road	28	3/8 @ San Antonio
Never led in these games	7	11/25 vs. Houston 11/5 @ Milwaukee 12/18 @ Dallas 2/6 vs. Chicago 3/1 vs. Brooklyn 3/6 @ Denver 3/29 vs. Utah

2016-17 MISCELLANEOUS STATISTICS

2016-17 KINGS STARTING LINEUPS (31 different used)

Lineup (SF, PF, C, SG, PG)	Record	Dates Used
Gay, Cousins, Koufos, Afflalo, Lawson	4-8	10/26, 10/27, 10/29, 10/31, 11/1, 11/3, 11/6, 11/8, 11/10, 11/11, 11/16, 11/18
Casspi, Cousins, Koufos, Afflalo, Lawson	0-1	11/5
Gay, Barnes, Cousins, Collison, Lawson	1-2	11/20, 11/25, 1/6
Gay, Barnes, Cousins, Afflalo, Collison	1-0	11/23
Gay, Cousins, Koufos, Afflalo, Collison	1-4	11/27, 11/28, 12/2, 12/4, 1/18
Gay, Cousins, Koufos, McLemore, Collison	3-2	12/7, 12/9, 12/10, 12/12 12/26
Casspi, Tolliver, Koufos, Temple, Collison	0-1	12/14
McLemore, Cousins, Koufos, Temple, Collison	1-1	12/16, 12/18
Barnes, Cousins, Koufos, McLemore, Collison	4-4	12/20, 12/21, 12/23, 12/28, 12/31, 1/3, 1/4, 2/3
Gay, Tolliver, Cousins, Temple, Collison	1-3	1/8, 1/10, 1/13, 1/15
Temple, Cousins, Koufos, Afflalo, Collison	3-5	1/20, 1/21, 1/23, 1/25, 1/27, 1/28, 1/30, 1/31
Afflalo, Cousins, Koufos, McLemore, Collison	4-1	2/4, 2/6, 2/10, 2/12, 2/14
Afflalo, Tolliver, Koufos, Collison, Lawson	1-0	2/8
McLemore, Tolliver, Koufos, Lawson, Collison	1-0	2/23
Evans, Tolliver, Koufos, McLemore, Collison	0-1	2/25
McLemore, Cauley-Stein, Koufos, Collison, Lawson	0-1	2/27
Afflalo, Labissiere, Koufos, McLemore, Collison	0-1	3/1
Afflalo, Cauley-Stein, Koufos, Lawson, Collison	0-2	3/5, 3/6
Evans, Tolliver, Koufos, Afflalo, Collison	0-1	3/8
Afflalo, Cauley-Stein, Koufos, Hield, Collison	0-2	3/10, 3/11
Temple, Labissiere, Cauley-Stein, Hield, Collison	1-0	3/13
Afflalo, Cauley-Stein, Koufos, Hield, Lawson	1-1	3/15, 3/24
Temple, Cauley-Stein, Koufos, Hield, Collison	1-2	3/18, 3/19, 3/27
Afflalo, Labissiere, Cauley-Stein, Hield, Collison	0-2	3/22, 4/7
Evans, Labissiere, Cauley-Stein, Hield, Collison	1-2	3/26, 3/29, 3/31
McLemore, Labissiere, Cauley-Stein, HIeld, Collison	1-0	4/1
Evans, Labissiere, Cauley-Stein, Hield, Galloway	1-0	4/4
Temple, Labissiere, Cauley-Stein,Hield, Lawson	0-1	4/9
McLemore, Labissiere, Cauley-Stein, HIeld, Lawson	1-0	4/11
Afflalo, Labissiere, Cauley-Stein, Hield, Galloway	0-1	4/12

2016-17 REGULAR SEASON NOTES

The Kings finished their 32nd season in Sacramento with a 32-50 record (17-24 home, 15-26 road) ... Sacramento was 10-6 in games decided by three points or less ... The Kings were ranked 24th in scoring (102.8 ppg), 15th in assists (22.5 apg) and fifth in steals (8.94 spg) ... The 15 road victories tied last year's total for the most since the 2005-06 team had 17 ... This is the fifth straight season the Kings averaged 100 or more points per game, and the 16th time in the last 19 seasons ... The Kings opened up the Golden 1 Center for its first ever regular season game, losing to the San Antonio Spurs, 94-102, on Oct. 27. 2016 ... The Kings picked up their first home victory in their new arena just two short days later, defeating the Minnesota Timberwolves, 106-103, on Oct. 29, 2017 ... The 2016-17 Kings made 737 three-pointers while attempting 1,969 shots from beyond the 3-point arc (.374%), both franchise records ... This season's squad surpassed the marks set by the 2012-13 team that made 610-of-1,681 three-point field goal attempts ... Sacramento's season was filled with come from behind victories as the Kings won 12 games when they were down by 10 or more points ... The Kings faced a 20-point deficit, but nabbed a win at Utah for their largest comeback win on the road during the season ... Sacramento's largest deficit over come in a home win was 22 points vs. Atlanta on February 10, 2017 ... The team also had a historical victory as they defeated the LA Clippers on the road, 98-97, after trailing by 18 points with five minutes in regulation on March 27, 2017 ... According to ESPN Stats & Info, prior to the game, teams were 6,746-1 in the past 20 seasons when leading by 18 or more points with five minutes remaining ... Sacramento went 9-for-11 during their 22-3 run, whereas the Clippers missed their final nine atttempts.

2016-17 INDIVIDUAL NOTES

An All-Rookie First Team selection, Buddy Hield averaged 10.6 ppg (.426 FG%, .391 3pt%, .842 FT%), 3.3 rpg, 1.5 apg, 0.5 spg 0.1 bpg and 23.0 mpg in 82 games (55 starts) ... This first All-Rookie First Team selection since DeMarcus Cousins for his 2010-11 season ... Led rookies in three-pointers made while he ranked third in socring and fourth in three-point field goal percentage ... Hield, a post All-Star break acquisition via trade, averaged 15.1 ppg (.480 FG, .428 3pt%, .814 FT%), 4.1 rpg, 1.8 apg, 0.8 spg, 0.1 and 29.1 mpg in 25 games (18 starts) for the Kings ... Hield won Rookie of the Month for March after he was the leading scorer among his first year peers during the month ... Skal Labiessiere also enjoyed success post All-Star break, including a breakout performance with 32 points and 11 rebounds on 11-of-15 shooting from the field in a win vs. Phoenix ... Labiessiere's final 21 points came in the fourth quarter alone as he became the first Kings rookie to score 32+ points since Tyreke Evans scored 32 vs. San Antonio on Feb. 3, 2010 ... Labiessiere became the first Kings rookie with at leat 30 points and 10 rebounds since Lionel Simmons recorded 35 points and 11 rebounds vs. Dallas on April 9, 1991. He became the only Kings' player to have a 30-plus points and 10-plus rebounds contest before turning the age of 21.

HONORS: For the second straight season, a Kings player was selected to an All-Rookie team, as Buddy Hield received All-Rookie First Team honors on June 26, 2017... Last season, Kings' center Willie Cauley-Stein was selected to the All-Rookie Second Team ... Hield becomes the first Kings rookie since DeMarcus Cousins to be awarded All-Rookie First Team honors ... On April 3, 2017, Hield was named NBA Western Conference Rookie of the Month for games played during March, after he averaged 14.1 ppg (.483 FG%, .425 3pt%, 21-25 FT), 4.1 rpg, 1.8 apg, 0.9 spg, 0.1 bpg and 28.2 mpg in 16 games (12 starts) played during the month ... Hield played in the BBVA Compass Rising Stars Challenge during All-Star Weekend in New Orleans, LA., as he competed for Team World.

2016-17 KINGS/OPPONENTS HIGHS/LOWS

KINGS HIGHS/LOWS

INDIVIDUAL - MOST		
Points (OT):		
Points:	55	Cousins, 12/20 vs. POR
Field Goals Made:	17	Cousins, 12/20 vs. POR
Field Goals Attempted:	30 (2)	Cousins, 1/25 @ CLE
Free Throws Made:	20	Cousins, 1/30 @ PHI
Free Throws Attempted:	22	Cousins, 1/30 @ PHI
3PT Field Goals Made:	5 (4)	McLemore, 4/4 vs. DAL
3PT FG Attempted:	9 (2)	Cousins, 2/6 vs. CHI
Rebounds:	17	Cousins, 11/16 vs. SAS
Offensive Rebounds:	7	Koufos, 12/16 @ MEM
Defensive Rebounds:	14	Cousins, 11/16 vs. SAS
Assists:	12	Lawson, 4/11 vs. PHX
Steals:	5	Cousins, 12/31 vs. MEM
Blocks:	4 (3)	Labissiere, 3/13 vs. ORL
Turnovers:	7 (3)	Cousins, 2/12 vs. NOP
Minutes:	46	Collison, 1/27 @ IND

TEAM - MOST		
Points, Game (OT):	120	11/11 @ Portland
Points, Game:	129	4/11 vs. Phoenix
Field Goals Made:	47 (3)	4/9 vs. Houston
Field Goals Attempted:	96	12/4 @ New York
Best Field Goal %:	.564	4/1@ Minnesota
Free Throws Made:	36	12/20 vs. Portland
Free Throws Attempted:	43	12/20 vs. Portland
Best Free Throw %:	.944	1/3 @ Denver
3PT FG Made:	18*	2/10 vs. Atlanta
3PT FG Attempted:	36	2/10 vs. Atlanta
Best 3PT FG %	.700	3/19 @ San Antonio
Rebounds:	55	4/11 vs. Phoenix
Offensive Rebounds:	17	12/4 @ New York
Defensive Rebounds:	44	11/1 @ Miami
Assists:	31	1/30 @ Philadelphia
Personal Fouls:	34	10/31 @ Atlanta
Steals:	16	12/12 vs. L.A. Lakers
Blocks:	10	12/2 @ Boston
Turnovers:	23	4/7 @ L.A. Lakers
Pts. Off Turnovers Allowed:	36	12/10 @ Utah
Points in the Paint:	68	12/7 @ Dallas
2nd Chance Points:	21	10/29 vs. Minnesota
Fastbreak Points:	25	4/9 vs. Houston
Bench Points:	72	2/23 vs. Denver

TEAM - LEAST		
Points, Game:	79	12/18 @ Dallas
Field Goals Made:	28	10/27 vs. San Antonio
Field Goals Attempted:	67	3/27 vs. Memphis
Worst Field Goal %:	.323	12/4 @ New York
Free Throws Made:	6	3/22 vs. Milwaukee
Free Throws Attempted:	10	3/22 vs. Milwaukee
Worst Free Throw %:	.538	12/10 @ Utah
3PT FG Made:	2	3/29 vs. Utah
3PT FG Attempted:	10	3/19 @ San Antonio
Worst 3PT FG %:	.133	3/29 vs. Utah
Rebounds:	26	1/4 vs. Miami
Offensive Rebounds:	1	1/8 vs. Golden State
Defensive Rebounds:	20	10/29 vs. Minnesota
Assists:	12 (2)	3/1 vs. Brooklyn
Steals:	4	11/6 @ Toronto
Blocks:	0	10/27 vs. San Antonio
Turnovers:	5	4/9 vs. Houston
Personal Fouls:	12 (2)	2/14 @ L.A. Lakers

OPPONENT HIGHS/LOWS

INDIVIDUAL - MOST	
36	Lillard, 11/11 @ POR
40	LaVine, 12/23 @ MIN
14	Davis, 11/8 vs. NOP
26	Booker, 3/15 @ PHX
16	Westbrook, 11/23 vs. OKC
25	Ulis, 4/11 vs. PHX
8	Curry, 2/4 vs. GSW
14	Curry, 2/4 vs. GSW
24	Gobert, 3/5 vs. UTA
7	Howard, 11/1 @ ATL
18	Gobert, 3/5 vs. UTA
15 (3)	Harden, 4/9 vs. HOU
5	Leonard, 10/27 vs. SAS
7	Drummond, 1/10 vs. DET
10 (2)	Harden, 4/9 vs. HOU
44	George, 1/27 @ IND

TEAM - MOST	
122	11/11 @ Portland
135	4/9 vs. Houston
52	3/10 vs. Washington
109	4/11 vs. Phoenix
.588	12/14 @ Houston
29	10/31 @ Atlanta
47	10/31 @ Atlanta
1.000	1/3 @ Denver
22	12/14 @ Houston
50	11/25 vs. Houston
.486	12/31 vs. Memphis
60	1/31 @ Houston
19	3/27 vs. Memphis
49	1/31 @ Houston
40	12/14 @ Houston
29	10/26 @ Phoenix
17	3/31 @ New Orleans
13	3/31 @ New Orleans
24	11/28 @ Washington
36 (2)	3/31 @ New Orleans
68	3/10 vs. Washington
28	3/27 vs. Memphis
40	2/15 @ Golden State
64	3/8 @ San Antonio

TEAM - LEAST	
90	3/27 vs. Memphis
29 (2)	2/8 vs. Boston
70	10/29 vs. Minnesota
.344	3/27 vs. Memphis
7	12/31 vs. Memphis
9	12/31 vs. Memphis
.500	1/25 @ Cleveland
4	10/26 @ Phoenix
16	10/26 @ Phoenix
.143	12/20 vs. Portland
29 (2)	1/30 @ Philadelphia
4	1/23 @ Denver
22	1/27 @ Indiana
14	1/10 vs. Detroit
3	4/9 vs. Houston
1	1/23 @ Detroit
6 (2)	4/12 @ LA Clippers
14	11/3 @ Orlando

2016-17 NBA STANDINGS

WESTERN CONFERENCE

SOUTHWEST DIVISION

Team	W	L	PCT	GB	HOME	ROAD
San Antonio	61	21	.744	-	31-10	30-11
Houston	55	27	.671	6	30-11	25-16
Memphis	43	39	.524	18	24-17	19-22
New Orleans	34	48	.415	27	21-20	13-28
Dallas	33	49	.402	28	21-20	12-29

NORTHWEST DIVISION

Team	W	L	PCT	GB	HOME	ROAD
Utah	51	31	.622	-	29-12	22-19
Oklahoma City	47	35	.573	4	28-13	19-22
Portland	41	41	.500	10	25-16	16-2
Denver	40	42	.488	11	22-19	18-23
Minnesota	31	51	.378	20	20-21	11-30

PACIFIC DIVISION

Team	W	L	PCT	GB	HOME	ROAD
Golden State	67	15	.817	-	36- 5	31-10
L.A. Clippers	51	31	.622	16	29-12	22-19
Sacramento	32	50	.390	35	17-24	15-26
L.A. Lakers	26	56	.317	41	17-24	9-32
Phoenix	24	58	.293	43	15-26	9-32

EASTERN CONFERENCE

ATLANTIC DIVISION

Team	W	L	PCT	GB	HOME	ROAD
Boston	53	29	.646	-	30-11	23-18
Toronto	51	31	.622	2	28-13	23-18
New York	31	51	.378	22	19-22	12-29
Philadelphia	28	54	.341	25	17-24	11-30
Brooklyn	20	62	.244	33	13-28	7-34

CENTRAL DIVISION

Team	W	L	PCT	GB	HOME	ROAD
Cleveland	51	31	.622	-	31-10	20-21
Milwaukee	42	40	.512	9	23-18	19-22
Indiana	42	40	.512	9	29-12	13-28
Chicago	41	41	.500	10	25-16	16-25
Detroit	37	45	.451	14	24-17	13-28

SOUTHEAST DIVISION

Team	W	L	PCT	GB	HOME	ROAD
Washington	49	33	.598	-	30-11	19-22
Atlanta	43	39	.524	6	23-18	20-21
Miami	41	41	.500	8	23-18	18-23
Charlotte	36	46	.439	13	22-19	14-27
Orlando	29	53	.354	20	16-25	13-28

KINGS vs. NBA — 2016-17

ATLANTIC (5-5)
Boston 1-1
Brooklyn..... 1-1
New York..... 0-2
Philadelphia 1-1
Toronto 2-0

CENTRAL (3-7)
Chicago..... 0-2
Cleveland 1-1
Detroit..... 2-0
Indiana..... 0-2
Milwaukee..... 0-2

SOUTHEAST (3-7)
Atlanta..... 1-1
Charlotte 1-1
Miami..... 0-2
Orlando 1-1
Washington..... 0-2

SOUTHWEST (6-12)
Dallas..... 2-1
Houston 0-4
Memphis..... 2-2
New Orleans..... 2-1
San Antonio 0-4

NORTHWEST (8-10)
Denver 2-2
Minnesota 3-1
Oklahoma City..... 1-2
Portland 1-2
Utah 1-3

PACIFIC (7-9)
Golden State 1-3
LA Clippers 1-3
LA Lakers..... 2-2
Phoenix..... 3-1

HOME—ROAD—OVERTIME

	Overall	Home	Road	OT
TOTALS	32-50	18-23	15-26	2-6

	Overall	Home	Road	OT
WESTERN	21-31	11-15	10-16	1-2
Southwest	6-12	4-5	2-7	
Northwest	8-10	4-5	4-5	0-2
Pacific	7-9	3-5	4-4	1-0

	Overall	Home	Road	OT
EASTERN	11-19	6-9	5-10	1-4
Atlantic	5-5	3-2	2-3	
Central	3-7	1-4	2-3	1-1
Southeast	3-7	2-3	1-4	0-3

2016-17 NBA INDIVIDUAL LEADERS

SCORING AVERAGE

Player, Team	G	FG	FT	PTS	AVG
Westbrook, OKC.	81	824	710	2558	31.6
Harden, Hou.	81	674	746	2356	29.1
Thomas, Bos.	76	682	590	2199	28.9
Davis, N.O.	75	770	519	2099	28.0
DeRozan, Tor.	74	721	545	2020	27.3
Lillard, Por.	75	661	488	2024	27.0
Cousins, Sac.-N.O.	72	647	517	1942	27.0
James, Cle.	74	736	358	1954	26.4
Leonard, S.A.	74	636	469	1888	25.5
Curry, G.S.	79	675	325	1999	25.3
Irving, Cle.	72	671	297	1816	25.2
Towns, Min.	82	802	356	2061	25.1
Durant, G.S.	62	551	336	1555	25.1
Butler, Chi.	76	570	585	1816	23.9
George, Ind.	75	622	336	1775	23.7
Wiggins, Min.	82	709	412	1933	23.6
Walker, Cha.	79	643	304	1830	23.2
Wall, Was.	78	647	422	1805	23.1
Beal, Was.	77	637	282	1779	23.1
McCollum, Por.	80	692	268	1837	23.0

REBOUNDS PER GAME

Player, Team	G	OFF	DEF	TOT	AVG
Whiteside, Mia.	77	293	795	1088	14.1
Drummond, Det.	81	345	770	1115	13.8
Jordan, LA-C	81	298	816	1114	13.8
Gobert, Utah	81	314	721	1035	12.8
Howard, Atl.	74	296	644	940	12.7
Towns, Min.	82	296	711	1007	12.3
Davis, N.O.	75	172	712	884	11.8
Love, Cle.	60	148	518	666	11.1
Cousins, Sac.-N.O.	72	152	642	794	11.0
Westbrook, OKC.	81	137	727	864	10.7
Vucevic, Orl.	75	176	603	779	10.4
Gortat, Was.	82	238	611	849	10.4
Jokic, Den.	73	212	506	718	9.8
Valanciunas, Tor.	80	226	533	759	9.5
Thompson, Cle.	78	286	429	715	9.2
Antetokounmpo, Mil.	80	142	558	700	8.8
James, Cle.	74	97	542	639	8.6
Randle, LA-L	74	150	486	636	8.6
Durant, G.S.	62	39	474	513	8.3
Randolph, Mem.	73	182	416	598	8.2

ASSISTS PER GAME

Player, Team	G	AST	AVG
Harden, Hou.	81	907	11.2
Wall, Was.	78	831	10.7
Westbrook, OKC.	81	840	10.4
Paul, LA-C	61	563	9.2
Rubio, Min.	75	682	9.1
James, Cle.	74	646	8.7
Teague, Ind.	82	639	7.8
Holiday, N.O.	67	488	7.3
Green, G.S.	76	533	7.0
Lowry, Tor.	60	417	7.0
Rondo, Chi.	69	461	6.7
Curry, G.S.	79	524	6.6
McConnell, Phi.	81	534	6.6
Payton, Orl.	82	529	6.5
Bledsoe, Pho.	66	418	6.3
Schroder, Atl.	79	499	6.3
Conley, Mem.	69	433	6.3
Batum, Cha.	77	456	5.9
Thomas, Bos.	76	448	5.9
Lillard, Por.	75	440	5.9

FIELD GOAL PCT

Player, Team	FG	FGA	PCT
Jordan, LA-C	412	577	.714
Gobert, Utah	413	625	.661
Capela, Hou.	362	563	.643
Howard, Atl.	388	613	.633
Gortat, Was.	390	674	.579
Jokic, Den.	494	854	.578
Adams, OKC.	374	655	.571
Whiteside, Mia.	542	973	.557
Valanciunas, Tor.	391	702	.557
James, Cle.	736	1344	.548

3-PT FIELD GOAL PCT.

Player, Team	3FG	3GA	PCT
Korver, Atl.-Cle.	162	359	.451
Crabbe, Por.	134	302	.444
Ingles, Utah	123	279	.441
Porter, Was.	148	341	.434
Redick, LA-C	201	468	.429
Curry, Dal.	137	322	.425
McCollum, Por.	185	439	.421
Harris, Den.	107	255	.420
Babbitt, Mia.	87	210	.414
Thompson, G.S.	268	647	.414

FREE THROW PCT.

Player, Team	FT	FTA	PCT
McCollum, Por.	268	294	.912
Thomas, Bos.	590	649	.909
Irving, Cle.	297	328	.905
Gallinari, Den.	349	387	.902
George, Ind.	336	374	.898
Curry, G.S.	325	362	.898
Lillard, Por.	488	545	.895
Bogdanovic, Brk.-Was	217	243	.893
Bellinelli, Cha.	150	168	.893
Paul, LA-C	232	260	.892

STEALS PER GAME

Player, Team	G	STL	AVG
Green, G.S.	76	154	2.03
Wall, Was.	78	157	2.01
Paul, LA-C	61	119	1.95
Covington, Phi.	67	127	1.90
Butler, Chi.	76	143	1.88
Ariza, Hou.	80	147	1.84
Curry, G.S.	79	142	1.80
Leonard, S.A.	74	133	1.80
Rubio, Min.	75	128	1.71
McConnell, Phi.	81	134	1.65

BLOCKS PER GAME

Player, Team	G	BLK	AVG
Gobert, Utah	81	214	2.64
Davis, N.O.	75	167	2.23
Turner, Ind.	81	172	2.12
Whiteside, Mia.	77	161	2.09
Porzingis, N.Y.	66	129	1.95
Antetokounmpo, Mil.	80	151	1.89
Jordan, LA-C	81	134	1.65
Lopez, Brk.	75	124	1.65
Durant, G.S.	62	99	1.60
Ibaka, Orl.-Tor.	79	124	1.57

MINUTES PER GAME

Player, Team	G	MIN	AVG
James, Cle.	74	2795	37.8
Lowry, Tor.	60	2244	37.4
Wiggins, Min.	82	3048	37.2
Butler, Chi.	76	2809	37.0
Towns, Min.	82	3031	37.0
Harden, Hou.	81	2947	36.4
Wall, Was.	78	2836	36.4
Davis, N.O.	75	2708	36.1
Lillard, Por.	75	2693	35.9
George, Ind.	75	2689	35.9

Minimums for the Leaders:

Scoring Average:	70%	Games (58 in 82-game season)
Rebounds Per Game:	70%	Games (58 in 82-game season)
Field Goal Percentage:	300	FG Made
Free Throw Percentage:	125	FT Made
3-Point. FG Percentage:	82	3-Pt. FG Made
Assists Per Game:	70%	Games (58 in 82-game season)
Steals Per Game:	70%	Games (58 in 82-game season)
Blocks Per Game:	70%	Games (58 in 82-game season)
Minutes Per Game:	70%	Games (58 in 82-game season)

2016-17 NBA INDIVIDUAL ROOKIE LEADERS

SCORING AVERAGE

Player, Team	G	FG	FT	PTS	AVG
Embiid, Phi.	31	200	191	627	20.2
Saric, Phi.	81	381	172	1040	12.8
Hield, N.O.-Sac.	**82**	**327**	**64**	**866**	**10.6**
Brogdon, Mil.	75	290	109	767	10.2
Ferrell, Brk.-Dal.	46	160	74	462	10.0
Murray, Den.	82	295	106	811	9.9
Ingram, LA-L.	79	276	133	740	9.4
Chriss, Pho.	82	284	113	753	9.2
Labissiere, Sac.	**33**	**117**	**52**	**289**	**8.8**
LeVert, Brk.	57	171	67	468	8.2
Hernangomez, N.Y.	72	246	91	587	8.2

REBOUNDS PER GAME

Player, Team	G	OFF	DEF	TOT	AVG
Embiid, Phi.	31	61	182	243	7.8
Hernangomez, N.Y.	72	170	332	502	7.0
Saric, Phi.	81	112	401	513	6.3
Labissiere, Sac.	**33**	**51**	**112**	**163**	**4.9**
Chriss, Pho.	82	96	252	348	4.2
Zubac, LA-L	38	41	118	159	4.2
Ingram, LA-L.	79	60	256	316	4.0
Sabonis, OKC.	81	46	242	288	3.6
Siakam, Tor.	55	64	121	185	3.4
LeVert, Brk.	57	23	165	188	3.3
McGruder, Mia.	78	94	162	256	3.3
Hield, N.O.-Sac.	**82**	**35**	**233**	**268**	**3.3**

ASSISTS PER GAME

Player, Team	G	AST	AVG
Brogdon, Mil.	75	317	4.2
Ferrell, Brk.-Dal.	46	172	3.7
Ulis, Pho.	61	226	3.7
Harrison, Mem.	72	198	2.8
Delaney, Atl.	73	193	2.6
Whitehead, Brk.	73	192	2.6
Dunn, Min.	78	188	2.4
Saric, Phi.	81	182	2.2
Embiid, Phi.	31	66	2.1
Ingram, LA-L.	79	166	2.1
Murray, Den.	82	170	2.1
Baker, N.Y.	52	107	2.1
Christon, OKC.	64	130	2.0
LeVert, Brk.	57	110	1.9
Baldwin, Mem.	33	61	1.8
Satoransky, Was.	57	92	1.6
McGruder, Mia.	78	124	1.6
Hield, N.O.-Sac.	**82**	**121**	**1.5**
Felder, Cle.	42	58	1.4
Hernangomez, N.Y.	72	96	1.3

FIELD GOAL PCT

Player, Team	FG	FGA	PCT
Hernangomez, N.Y.	246	465	.529
Embiid, Phi.	200	429	.466
Brogdon, Mil.	290	635	.457
Brown, Bos.	192	422	.455
LeVert, Brk.	171	380	.450
Chriss, Pho.	284	632	.449
Kuzminskas, N.Y.	158	369	.428
Hield, N.O.-Sac.	**327**	**767**	**.426**
Ulis, Pho.	184	437	.421
McGruder, Mia.	190	460	.413

3-PT FIELD GOAL PCT.

Player, Team	3FG	3GA	PCT
Hernangomez, Den.	46	113	.407
Brogdon, Mil.	78	193	.404
Bertans, S.A.	69	173	.399
Hield, N.O.-Sac.	**148**	**379**	**.391**
Ferrell, Brk.-Dal.	68	176	.386
Abrines, OKC.	94	247	.381
Valentine, Chi.	73	208	.351
Brown, Bos.	46	134	.343
Murray, Den.	115	344	.334
McCaw, G.S.	41	123	.333

FREE THROW PCT.

Player, Team	FT	FTA	PCT
Murray, Den.	106	120	.883
Brogdon, Mil.	109	126	.865
Luwawu, Phi.	105	123	.854
Hield, N.O.-Sac.	**64**	**76**	**.842**
Ferrell, Brk.-Dal.	74	89	.831
Delaney, Atl.	75	93	.806
Whitehead, Brk.	91	113	.805
Prince, Atl.	74	94	.787
Embiid, Phi.	191	244	.783
Saric, Phi.	172	220	.782

STEALS PER GAME

Player, Team	G	STL	AVG
Brogdon, Mil.	75	84	1.12
Dunn, Min.	78	78	1.00
Ferrell, Brk.-Dal.	46	42	0.91
T. Williams, Mem.-Ho.	30	27	0.90
Embiid, Phi.	31	27	0.87
LeVert, Brk.	57	49	0.86
Chriss, Pho.	82	67	0.82
Ulis, Pho.	61	48	0.79
Harrison, Mem.	72	53	0.74
Prince, Atl.	59	43	0.73

BLOCKS PER GAME

Player, Team	G	BLK	AVG
Embiid, Phi.	31	76	2.45
Zubac, LA-L	38	33	0.87
Chriss, Pho.	82	70	0.85
Siakam, Tor.	55	45	0.82
Bender, Pho.	43	22	0.51
Hernangomez, N.Y.	72	36	0.50
Whitehead, Brk.	73	36	0.49
Davis, Mem.	36	17	0.47
Dunn, Min.	78	36	0.46
Prince, Atl.	59	27	0.46

MINUTES PER GAME

Player, Team	G	MIN	AVG
Ingram, LA-L.	79	2279	28.9
Brogdon, Mil.	75	1982	26.4
Saric, Phi.	81	2129	26.3
Ferrell, Brk.-Dal.	46	1197	26.0
Embiid, Phi.	31	786	25.4
McGruder, Mia.	78	1966	25.2
Hield, N.O.-Sac.	**82**	**1888**	**23.0**
Whitehead, Brk.	73	1643	22.5
LeVert, Brk.	57	1237	21.7
Murray, Den.	82	1765	21.5

2016-17 TEAM RANKINGS

TEAMS' STATISTICS, RANK WITHIN LEAGUE

	ATL	BOS	BKN	CHA	CHI	CLE	DAL	DEN	DET	GS	HOU	IND	LAC	LAL	MEM	MIA	MIL	MIN	NO	NY	OKC	ORL	PHI	PHO	POR	**SAC**	SA	TOR	UTA	WAS
Points/game	22	7	12	16	23	4	30	3	26	1	2	15	6	17	29	21	20	13	18t	18t	11	27	25	9	8	24	14	10	28	5
FG pct.	18	16	24	26	25	5	29	6	22	1	12	10	2	21	30	15	4	8	20	23	17	28	27	19	14	13	7	11	9	3
FT pct.	28	3	9	1	6	23	4	17	29	11	20	2	27	21	13	30	19	5	22	10	26	25	18	15	14	16	7	8	24	12
3-pt FG pct.	23	14	26	18	24	2	16	11	28	3	15	4	7	22	17	12	10	20	19	21	30	29	25	27	6	5	1	13	9	8
Off. Reb./gm	14	22	26t	26t	2	21	30	5	8	20	9	23	24	7	10	11	25	6	29	3	1	17t	17t	4	15	28	16	12	19	13
Def. Reb./gm	10	22	1t	4	9	7t	30	6	5	3	15	21	11	26	27	20	28	29	1t	17	7t	16	19	18	14	25	12	23	13	24
Rebounds/game	9	27	10	16	3	12	30	2	4	7	8	26	21	17	24	15	29	25	13	5	1	20	23	6	14	28	11	18	19	22
Assists/game	10	4	20	11	14	13	27	2	24	1	3	16t	15	26	21	22	5	9	12	19	25	18	8	29	23	16t	7	30	28	6
Steals/game	7	18	21	27	15	30	19	28	25t	1	8	9	20	5	13	22	10	12	16	23	14	24	3	6	25t	17	11	4	29	2
Turnovers/gm	28	8	29	1	12	14	2	23	3	22	25	16	7	26	6	11	18	19	5	17	24	9	30	27	15	21	10	4	13	20
Blocks/gm	14	23	18	17	16	25	30	27	29	1	20	9	21	28	22	3	6	19	5	4	10t	15	7	13	10t	26	2	12	8	24
Pers.Fouls/gm	6	21	25	1	2	4	9t	9t	3	12	15	13	14	22	29	20	17	16	5	19	24	11	28	30	26	18	7	23	8	27
DQ/game	7t	11t	20t	14t	3t	20t	20t	2	3t	3t	7t	14t	3t	14t	28t	14t	14t	23t	7t	27	11t	7t	25	30	28t	23t	1	11t	14t	26

OPPONENTS' STATISTICS, RANK WITHIN LEAGUE

	ATL	BOS	BKN	CHA	CHI	CLE	DAL	DEN	DET	GS	HOU	IND	LAC	LAL	MEM	MIA	MIL	MIN	NO	NY	OKC	ORL	PHI	PHO	POR	**SAC**	SA	TOR	UTA	WAS
Points/game	10	15	29	13	6	20	4	27	7	11	26	14	12	28	3	5	9	18t	17	23	16	22	24	30	25	18t	2	8	1	21
FG pct.	5	9	18	15	14	16	27	29	20	1	23	10	11	30	3	7	17	28	8	13	19	25	21	26	12	22	4	6	2	24
FT pct.	16	9	15	21	11	20	18	26	25	3	23	30	17	5	2	27	12	8	4	13	6	7	19	28	29	22	14	24	10	1
3-pt FG pct.	16	2	22	25	6	18	29	28	21	1	4	13	8	26	11	3	10	23	9	7	14	24	15	30	27	19	5	12	17	20
Off. Reb./gm	22	25	27t	3	17t	27t	2	7	1	30	23	24	14t	17t	6	14t	19	10	21	29	5	8	26	16	12	11	9	13	4	20
Def. Reb./gm	15	20	29	26	12	16	27	3	25	6	17	19	13	23	11	18	8	1	30	14	4	28	24	21	22	10	5	7	2	9
Rebounds/game	16	25	29	22	13	20	24	4	10	14	19	21	12	23	7	15	8	2	30	26	3	28	27	18	17	9	5	6	1	11
Assists/game	19	12	16	28	23	29	5	25	21	14	27	11	17	30	3	2	26	18	20	8t	7	22	13	10	4	24	6	8t	1	15
Steals/game	29	17	30	2	10	8t	1	22	4	28	24t	20	7	26	6	5	13	18	11	15	24t	16	27	21	19	23	14	3	8t	12
Turnovers/gm	2	17	21	23	20	28	6t	30	27	1	5	6t	22	11	13	19	9	14	16	25	18	24	4	8	26	15	12	10	29	3
Blocks/gm	22	23	30	28t	12	8	2	15	6	4	17	16	1	26	18	14	9	19	7	10t	28t	20	27	25	24	21	5	13	3	10t
Pers.Fouls/gm	3	11	9	15	25	6	21	13	30	22	8	20	1	28	4	27	24	7	23	29	5	26	19	2	16	14	17	10	12	18
DQ/game	1	6t	10t	16t	16t	23t	16t	4t	29t	27t	4t	14	2t	10t	6t	23t	16t	16t	6t	16t	10t	10t	16t	23t	27t	6t	29t	23t	15	2t

COMBINATION TEAM/OPPONENT STATISTICS, RANK WITHIN LEAGUE

Pts/game/diff.	19	8	29	15	14	7	23	12	21	1	3	17	4	30	13	10	16	20	22	24	11	28	27	26	18	25	2	5	6	9
Off. Reb. Pct.	15	25	28	27	4	20	30	2	12	18	10	24	23	7	9	11	22	3	29	5	1	21	19	6	17	26	14	8	16	13
Def. Reb. Pct.	19	27	18	2	11	22	7	5	1	29	21	25	10	23	8	14	26	20	13	30	3	9	28	15	12	17	6	16	4	24
Total Reb. Pct.	16	27	29	18	4	21	28	2	3	22	14	26	20	11	7	13	25	5	30	12	1	19	23	6	15	24	9	10	8	17

2016-17 NBA TEAM STATISTICS

TEAMS' STATISTICS

		FIELD GOALS		3-POINT FGs		FREE THROWS		----- REBOUNDS -----			---------- MISCELLANEOUS ----------							
TEAM	G	MADE	ATT.	MADE	ATT.	MADE	ATT.	OFF.	DEF.	TOT.	AST	PF	DQ	STL	TO	BLK	PTS.	AVG.
G.S.	82	3532	7140	982	2562	1457	1850	770	2873	3643	2491	1585	4	785	1211	555	9503	115.9
Hou.	82	3305	7152	1181	3306	1667	2177	892	2746	3638	2070	1634	5	670	1240	352	9458	115.3
Den.	82	3377	7194	870	2365	1537	1986	966	2837	3803	2077	1567	3	567	1226	323	9161	111.7
Clev.	82	3275	6963	1067	2779	1431	1913	766	2821	3587	1858	1486	8	539	1121	327	9048	110.3
Wash.	82	3388	7137	756	2030	1421	1812	843	2671	3514	1956	1745	11	693	1162	336	8953	109.2
LA-C	82	3242	6820	841	2245	1586	2128	738	2790	3528	1848	1626	4	612	1062	347	8911	108.7
Bos.	82	3168	6977	985	2741	1536	1903	743	2698	3441	2069	1686	6	617	1088	340	8857	108.0
Port.	82	3243	7059	852	2272	1513	1940	830	2750	3580	1733	1736	15	574	1126	408	8851	107.9
Phoe.	82	3270	7260	615	1854	1676	2159	976	2712	3688	1604	2030	20	673	1264	399	8831	107.7
Tor.	82	3211	6918	725	1996	1615	2028	871	2676	3547	1517	1708	6	677	1041	400	8762	106.9
OKC.	82	3237	7169	692	2116	1575	2113	1002	2821	3823	1721	1715	6	648	1229	408	8741	106.6
Brk.	82	3102	6987	877	2591	1592	2020	721	2879	3600	1756	1726	8	593	1356	387	8673	105.8
Minn.	82	3235	6922	601	1723	1586	1986	938	2540	3478	1940	1646	9	654	1150	370	8657	105.6
S.A.	82	3222	6864	753	1927	1440	1806	821	2777	3598	1954	1498	2	655	1101	484	8637	105.3
Ind.	82	3221	6931	709	1885	1467	1811	742	2702	3444	1844	1597	7	669	1130	409	8618	105.1
Cha.	82	3093	7000	824	2347	1591	1953	721	2853	3574	1891	1360	7	571	942	390	8601	104.9
LA-L	82	3224	7164	730	2110	1397	1853	933	2636	3569	1716	1698	7	674	1243	320	8575	104.6
N.Y.	82	3244	7256	704	2022	1364	1731	983	2723	3706	1786	1668	13	581	1139	455	8556	104.3
N.O.	82	3210	7130	768	2196	1368	1825	703	2879	3582	1869	1490	5	638	1054	453	8556	104.3
Milw.	82	3182	6715	720	1946	1413	1839	723	2589	3312	1984	1660	7	666	1145	436	8497	103.6
Miami	82	3202	7037	808	2213	1248	1768	872	2705	3577	1742	1680	7	588	1102	469	8460	103.2
Atl.	82	3123	6918	729	2137	1484	2039	842	2793	3635	1938	1491	5	672	1294	397	8459	103.2
Chi.	82	3169	7141	623	1831	1474	1848	999	2797	3796	1851	1455	4	643	1112	393	8435	102.9
Sac.	82	3105	6734	737	1960	1483	1913	715	2652	3367	1844	1667	9	627	1201	324	8430	102.8
Phil.	82	3088	6992	831	2443	1393	1806	807	2706	3513	1949	1793	10	692	1366	420	8400	102.4
Det.	82	3269	7282	631	1915	1140	1586	908	2838	3746	1732	1467	4	574	973	310	8309	101.3
Orl.	82	3139	7133	701	2139	1309	1753	807	2734	3541	1820	1584	5	580	1091	396	8288	101.1
Utah	82	3033	6515	791	2128	1401	1875	771	2774	3545	1651	1545	7	550	1118	410	8258	100.7
Mem.	82	2984	6854	767	2169	1504	1918	886	2621	3507	1744	1840	15	653	1059	344	8239	100.5
Dall.	82	2968	6750	878	2473	1215	1516	647	2516	3163	1705	1567	8	614	972	307	8029	97.93

OPPONENTS' STATISTICS

	FIELD GOALS		3-POINT FGs		FREE THROWS		----- REBOUNDS -----			---------- MISCELLANEOUS ----------								
TEAM	MADE	ATT.	MADE	ATT.	MADE	ATT.	OFF.	DEF.	TOT.	AST	PF	DQ	STL	TO	BLK	PTS.	AVG.	DIFF.
Utah	2978	6723	671	1874	1308	1701	742	2554	3296	1463	1655	7	598	995	312	7935	96.8	+3.9
S.A.	3032	6839	668	1942	1315	1705	800	2600	3400	1757	1623	3	614	1184	333	8047	98.1	+7.2
Mem.	2864	6465	813	2299	1658	2202	761	2692	3453	1645	1708	10	574	1171	410	8199	100.0	+0.5
Dall.	3035	6477	788	2074	1411	1827	727	2923	3650	1743	1591	6	535	1225	280	8269	100.8	-2.9
Miami	3108	6904	639	1864	1518	1940	837	2737	3574	1611	1530	5	556	1121	398	8373	102.1	+1.1
Chi.	3236	7099	731	2121	1197	1555	843	2698	3541	1939	1541	6	602	1099	378	8400	102.4	+0.4
Det.	3144	6830	767	2098	1346	1726	656	2861	3517	1929	1434	3	551	1046	339	8401	102.5	-1.1
Tor.	3052	6801	794	2240	1519	1948	831	2619	3450	1786	1666	5	547	1200	392	8417	102.6	+4.2
Milw.	3116	6801	816	2311	1464	1900	844	2636	3480	1974	1579	6	609	1205	375	8512	103.8	-0.2
Atl.	3178	7155	893	2502	1280	1658	876	2722	3598	1919	1768	14	738	1262	424	8529	104.0	-0.9
G.S.	3181	7311	737	2277	1450	1905	963	2604	3567	1862	1588	4	705	1272	313	8549	104.3	+11.6
LA-C	3163	6999	753	2154	1480	1917	837	2700	3537	1891	1835	12	577	1084	258	8559	104.4	+4.3
Cha.	3237	7092	950	2576	1161	1496	732	2909	3641	2012	1631	6	539	1071	450	8585	104.7	+0.2
Ind.	3115	6909	849	2389	1557	1974	879	2751	3630	1832	1599	8	661	1225	407	8636	105.3	-0.2
Bos.	3168	7035	735	2213	1570	2042	883	2769	3652	1851	1664	10	623	1141	425	8641	105.4	+2.6
OKC.	3215	6998	724	2036	1525	1996	750	2583	3333	1758	1697	9	697	1129	450	8679	105.8	+0.8
N.O.	3286	7299	863	2445	1293	1697	872	3091	3963	1921	1581	10	603	1144	348	8728	106.4	-2.1
Sac.	3153	6824	896	2462	1546	1988	826	2689	3515	1941	1646	10	694	1145	420	8748	106.7	-3.9
Minn.	3246	6829	811	2213	1445	1881	806	2508	3314	1896	1681	6	629	1169	413	8748	106.7	-1.1
Clev.	3333	7284	850	2353	1271	1644	902	2724	3626	2024	1690	5	598	1033	349	8787	107.2	+3.2
Wash.	3253	6978	810	2224	1489	1982	868	2661	3529	1870	1621	12	606	1257	377	8805	107.4	+1.8
Orl.	3304	7081	794	2161	1425	1860	799	2934	3733	1936	1532	9	622	1069	419	8827	107.6	-6.6
N.Y.	3259	7163	806	2313	1533	1988	953	2715	3668	1786	1516	6	615	1060	377	8857	108.0	-3.7
Phil.	3244	7043	729	2044	1650	2135	886	2802	3688	1859	1610	6	704	1241	446	8867	108.1	-5.7
Port.	3213	7069	762	2058	1706	2173	830	2778	3608	1688	1624	4	633	1052	431	8894	108.5	-0.5
Hou.	3375	7286	820	2389	1415	1819	878	2735	3613	1979	1674	11	697	1235	409	8985	109.6	+5.8
Den.	3454	7248	808	2153	1403	1794	770	2576	3346	1972	1653	11	681	981	404	9119	111.2	+0.5
LA-L	3405	7053	830	2245	1499	1966	843	2801	3644	2110	1520	9	698	1188	440	9139	111.5	-6.9
Brk.	3414	7449	816	2232	1581	2049	902	2965	3867	1888	1671	9	780	1092	457	9225	112.5	-6.7
Phoe.	3300	7070	825	2159	1868	2387	840	2772	3612	1818	1822	5	663	1222	435	9293	113.3	-5.6
AVG.'S	3202	7004	792	2214	1463	1895	831	2737	3568	1855	1632	8	632	1144	389	8658	105.6	---
TOTAL	96061	210114	23748	66421	43883	56855	24936	82109	107045	55660	48950	227	18949	34318	11669	259753		

2016-17 NBA TEAM STATISTICS

TEAMS' STATISTICS

		FIELD GOALS			3-POINT FGs			FREE THROWS			----- REBOUNDS -----			---------- MISCELLANEOUS ----------						
TEAM	**G**	**MADE**	**ATT.**	**PCT.**	**MADE**	**ATT.**	**PCT.**	**MADE**	**ATT.**	**PCT.**	**OFF.**	**DEF.**	**TOT.**	**AST**	**PF**	**DQ**	**STL**	**TO**	**BLK**	**PTS.**
Atl.	82	38.09	84.37	.451	8.89	26.06	.341	18.10	24.87	.728	10.27	34.06	44.33	23.63	18.18	0.06	8.20	15.78	4.84	103.2
Bos.	82	38.63	85.09	.454	12.01	33.43	.359	18.73	23.21	.807	9.06	32.90	41.96	25.23	20.56	0.07	7.52	13.27	4.15	108.0
Brk.	82	37.83	85.21	.444	10.70	31.60	.338	19.41	24.63	.788	8.79	35.11	43.90	21.41	21.05	0.10	7.23	16.54	4.72	105.8
Cha.	82	37.72	85.37	.442	10.05	28.62	.351	19.40	23.82	.815	8.79	34.79	43.59	23.06	16.59	0.09	6.96	11.49	4.76	104.9
Chi.	82	38.65	87.09	.444	7.60	22.33	.340	17.98	22.54	.798	12.18	34.11	46.29	22.57	17.74	0.05	7.84	13.56	4.79	102.9
Clev.	82	39.94	84.91	.470	13.01	33.89	.384	17.45	23.33	.748	9.34	34.40	43.74	22.66	18.12	0.10	6.57	13.67	3.99	110.3
Dall.	82	36.20	82.32	.440	10.71	30.16	.355	14.82	18.49	.801	7.89	30.68	38.57	20.79	19.11	0.10	7.49	11.85	3.74	97.9
Den.	82	41.18	87.73	.469	10.61	28.84	.368	18.74	24.22	.774	11.78	34.60	46.38	25.33	19.11	0.04	6.91	14.95	3.94	111.7
Det.	82	39.87	88.80	.449	7.70	23.35	.330	13.90	19.34	.719	11.07	34.61	45.68	21.12	17.89	0.05	7.00	11.87	3.78	101.3
G.S.	82	43.07	87.07	.495	11.98	31.24	.383	17.77	22.56	.788	9.39	35.04	44.43	30.38	19.33	0.05	9.57	14.77	6.77	115.9
Hou.	82	40.30	87.22	.462	14.40	40.32	.357	20.33	26.55	.766	10.88	33.49	44.37	25.24	19.93	0.06	8.17	15.12	4.29	115.3
Ind.	82	39.28	84.52	.465	8.65	22.99	.376	17.89	22.09	.810	9.05	32.95	42.00	22.49	19.48	0.09	8.16	13.78	4.99	105.1
LA-C	82	39.54	83.17	.475	10.26	27.38	.375	19.34	25.95	.745	9.00	34.02	43.02	22.54	19.83	0.05	7.46	12.95	4.23	108.7
LA-L	82	39.32	87.37	.450	8.90	25.73	.346	17.04	22.60	.754	11.38	32.15	43.52	20.93	20.71	0.09	8.22	15.16	3.90	104.6
Mem.	82	36.39	83.59	.435	9.35	26.45	.354	18.34	23.39	.784	10.80	31.96	42.77	21.27	22.44	0.18	7.96	12.91	4.20	100.5
Miami	82	39.05	85.82	.455	9.85	26.99	.365	15.22	21.56	.706	10.63	32.99	43.62	21.24	20.49	0.09	7.17	13.44	5.72	103.2
Milw.	82	38.80	81.89	.474	8.78	23.73	.370	17.23	22.43	.768	8.82	31.57	40.39	24.20	20.24	0.09	8.12	13.96	5.32	103.6
Minn.	82	39.45	84.41	.467	7.33	21.01	.349	19.34	24.22	.799	11.44	30.98	42.41	23.66	20.07	0.11	7.98	14.02	4.51	105.6
N.O.	82	39.15	86.95	.450	9.37	26.78	.350	16.68	22.26	.750	8.57	35.11	43.68	22.79	18.17	0.06	7.78	12.85	5.52	104.3
N.Y.	82	39.56	88.49	.447	8.59	24.66	.348	16.63	21.11	.788	11.99	33.21	45.20	21.78	20.34	0.16	7.09	13.89	5.55	104.3
OKC.	82	39.48	87.43	.452	8.44	25.80	.327	19.21	25.77	.745	12.22	34.40	46.62	20.99	20.91	0.07	7.90	14.99	4.98	106.6
Orl.	82	38.28	86.99	.440	8.55	26.09	.328	15.96	21.38	.747	9.84	33.34	43.18	22.20	19.32	0.06	7.07	13.30	4.83	101.1
Phil.	82	37.66	85.27	.442	10.13	29.79	.340	16.99	22.02	.771	9.84	33.00	42.84	23.77	21.87	0.12	8.44	16.66	5.12	102.4
Phoe.	82	39.88	88.54	.450	7.50	22.61	.332	20.44	26.33	.776	11.90	33.07	44.98	19.56	24.76	0.24	8.21	15.41	4.87	107.7
Port.	82	39.55	86.09	.459	10.39	27.71	.375	18.45	23.66	.780	10.12	33.54	43.66	21.13	21.17	0.18	7.00	13.73	4.98	107.9
Sac.	82	37.87	82.12	.461	8.99	23.90	.376	18.09	23.33	.775	8.72	32.34	41.06	22.49	20.33	0.11	7.65	14.65	3.95	102.8
S.A.	82	39.29	83.71	.469	9.18	23.50	.391	17.56	22.02	.797	10.01	33.87	43.88	23.83	18.27	0.02	7.99	13.43	5.90	105.3
Tor.	82	39.16	84.37	.464	8.84	24.34	.363	19.70	24.73	.796	10.62	32.63	43.26	18.50	20.83	0.07	8.26	12.70	4.88	106.9
Utah	82	36.99	79.45	.466	9.65	25.95	.372	17.09	22.87	.747	9.40	33.83	43.23	20.13	18.84	0.09	6.71	13.63	5.00	100.7
Wash.	82	41.32	87.04	.475	9.22	24.76	.372	17.33	22.10	.784	10.28	32.57	42.85	23.85	21.28	0.13	8.45	14.17	4.10	109.2

OPPONENTS' STATISTICS

		FIELD GOALS			3-POINT FGs			FREE THROWS			----- REBOUNDS -----			---------- MISCELLANEOUS ----------						
TEAM	G	MADE	ATT.	PCT.	MADE	ATT.	PCT.	MADE	ATT.	PCT.	OFF.	DEF.	TOT.	AST	PF	DQ	STL	TO	BLK	PTS.
Atl.	82	38.76	87.26	.444	10.89	30.51	.357	15.61	20.22	.772	10.68	33.20	43.88	23.40	21.56	0.17	9.00	15.39	5.17	104.0
Bos.	82	38.63	85.79	.450	8.96	26.99	.332	19.15	24.90	.769	10.77	33.77	44.54	22.57	20.29	0.12	7.60	13.91	5.18	105.4
Brk.	82	41.63	90.84	.458	9.95	27.22	.366	19.28	24.99	.772	11.00	36.16	47.16	23.02	20.38	0.11	9.51	13.32	5.57	112.5
Cha.	82	39.48	86.49	.456	11.59	31.41	.369	14.16	18.24	.776	8.93	35.48	44.40	24.54	19.89	0.07	6.57	13.06	5.49	104.7
Chi.	82	39.46	86.57	.456	8.91	25.87	.345	14.60	18.96	.770	10.28	32.90	43.18	23.65	18.79	0.07	7.34	13.40	4.61	102.4
Clev.	82	40.65	88.83	.458	10.37	28.70	.361	15.50	20.05	.773	11.00	33.22	44.22	24.68	20.61	0.06	7.29	12.60	4.26	107.2
Dall.	82	37.01	78.99	.469	9.61	25.29	.380	17.21	22.28	.772	8.87	35.65	44.51	21.26	19.40	0.07	6.52	14.94	3.41	100.8
Den.	82	42.12	88.39	.477	9.85	26.26	.375	17.11	21.88	.782	9.39	31.41	40.80	24.05	20.16	0.13	8.30	11.96	4.93	111.2
Det.	82	38.34	83.29	.460	9.35	25.59	.366	16.41	21.05	.780	8.00	34.89	42.89	23.52	17.49	0.04	6.72	12.76	4.13	102.5
G.S.	82	38.79	89.16	.435	8.99	27.77	.324	17.68	23.23	.761	11.74	31.76	43.50	22.71	19.37	0.05	8.60	15.51	3.82	104.3
Hou.	82	41.16	88.85	.463	10.00	29.13	.343	17.26	22.18	.778	10.71	33.35	44.06	24.13	20.41	0.13	8.50	15.06	4.99	109.6
Ind.	82	37.99	84.26	.451	10.35	29.13	.355	18.99	24.07	.789	10.72	33.55	44.27	22.34	19.50	0.10	8.06	14.94	4.96	105.3
LA-C	82	38.57	85.35	.452	9.18	26.27	.350	18.05	23.38	.772	10.21	32.93	43.13	23.06	22.38	0.15	7.04	13.22	3.15	104.4
LA-L	82	41.52	86.01	.483	10.12	27.38	.370	18.28	23.98	.762	10.28	34.16	44.44	25.73	18.54	0.11	8.51	14.49	5.37	111.5
Mem.	82	34.93	78.84	.443	9.91	28.04	.354	20.22	26.85	.753	9.28	32.83	42.11	20.06	20.83	0.12	7.00	14.28	5.00	100.0
Miami	82	37.90	84.20	.450	7.79	22.73	.343	18.51	23.66	.782	10.21	33.38	43.59	19.65	18.66	0.06	6.78	13.67	4.85	102.1
Milw.	82	38.00	82.94	.458	9.95	28.18	.353	17.85	23.17	.771	10.29	32.15	42.44	24.07	19.26	0.07	7.43	14.70	4.57	103.8
Minn.	82	39.59	83.28	.475	9.89	26.99	.366	17.62	22.94	.768	9.83	30.59	40.41	23.12	20.50	0.07	7.67	14.26	5.04	106.7
N.O.	82	40.07	89.01	.450	10.52	29.82	.353	15.77	20.70	.762	10.63	37.70	48.33	23.43	19.28	0.12	7.35	13.95	4.24	106.4
N.Y.	82	39.74	87.35	.455	9.83	28.21	.348	18.70	24.24	.771	11.62	33.11	44.73	21.78	18.49	0.07	7.50	12.93	4.60	108.0
OKC.	82	39.21	85.34	.459	8.83	24.83	.356	18.60	24.34	.764	9.15	31.50	40.65	21.44	20.70	0.11	8.50	13.77	5.49	105.8
Orl.	82	40.29	86.35	.467	9.68	26.35	.367	17.38	22.68	.766	9.74	35.78	45.52	23.61	18.68	0.11	7.59	13.04	5.11	107.6
Phil.	82	39.56	85.89	.461	8.89	24.93	.357	20.12	26.04	.773	10.80	34.17	44.98	22.67	19.63	0.07	8.59	15.13	5.44	108.1
Phoe.	82	40.24	86.22	.467	10.06	26.33	.382	22.78	29.11	.783	10.24	33.80	44.05	22.17	22.22	0.06	8.09	14.90	5.30	113.3
Port.	82	39.18	86.21	.455	9.29	25.10	.370	20.80	26.50	.785	10.12	33.88	44.00	20.59	19.80	0.05	7.72	12.83	5.26	108.5
Sac.	82	38.45	83.22	.462	10.93	30.02	.364	18.85	24.24	.778	10.07	32.79	42.87	23.67	20.07	0.12	8.46	13.96	5.12	106.7
S.A.	82	36.98	83.40	.443	8.15	23.68	.344	16.04	20.79	.771	9.76	31.71	41.46	21.43	19.79	0.04	7.49	14.44	4.06	98.1
Tor.	82	37.22	82.94	.449	9.68	27.32	.354	18.52	23.76	.780	10.13	31.94	42.07	21.78	20.32	0.06	6.67	14.63	4.78	102.6
Utah	82	36.32	81.99	.443	8.18	22.85	.358	15.95	20.74	.769	9.05	31.15	40.20	17.84	20.18	0.09	7.29	12.13	3.80	96.8
Wash.	82	39.67	85.10	.466	9.88	27.12	.364	18.16	24.17	.751	10.59	32.45	43.04	22.80	19.77	0.15	7.39	15.33	4.60	107.4
ONE TEAM		39.05	85.41	.457	9.65	27.00	.358	17.84	23.11	.772	10.14	33.38	43.51	22.63	19.90	0.09	7.70	13.95	4.74	105.6
BOTH TEAMS		78.10	170.82	.457	19.31	54.00	.358	35.68	46.22	.772	20.27	66.76	87.03	45.25	39.80	0.18	15.41	27.90	9.49	211.2

2016-17 NBA TEAM STATISTICS

Points-in-the-Paint / Per Game / Points by Team

Team	InPaint	PerGame	PctofTot	TotPts	Games	Tot/Gm
MIL	4146	50.561	51.047	8122	82	99.049
OKC	4090	49.878	46.791	8741	82	106.598
DEN	4086	49.829	44.602	9161	82	111.720
MIL	3988	48.634	46.934	8497	82	103.622
LAL	3914	47.732	45.644	8575	82	104.573
PHO	3892	47.463	44.072	8831	82	107.695
HOU	3830	46.707	40.495	9458	82	115.341
GS	3824	46.634	40.240	9503	82	115.890
BKN	3764	45.902	43.399	8673	82	105.768
MIN	3744	45.659	43.248	8657	82	105.573
MIA	3702	45.146	43.759	8460	82	103.171
WAS	3692	45.024	41.238	8953	82	109.183
PHI	3636	44.341	43.286	8400	82	102.439
NO	3618	44.122	42.286	8556	82	104.341
TOR	3588	43.756	40.950	8762	82	106.854
CHI	3548	43.268	42.063	8435	82	102.866
DET	3538	43.146	42.580	8309	82	101.329
SAC	3528	43.024	41.851	8430	82	102.805
UTAH	3506	42.756	42.456	8258	82	100.707
ATL	3504	42.732	41.423	8459	82	103.159
POR	3474	42.366	39.250	8851	82	107.939
ORL	3462	42.220	41.771	8288	82	101.073
IND	3434	41.878	39.847	8618	82	105.098
BOS	3426	41.780	38.681	8857	82	108.012
MEM	3318	40.463	40.272	8239	82	100.476
NY	3312	40.390	38.710	8556	82	104.341
LAC	3274	39.927	36.741	8911	82	108.671
CHA	3270	39.878	38.019	8601	82	104.890
SA	3244	39.561	37.559	8637	82	105.329
CLE	3238	39.488	35.787	9048	82	110.341
DAL	2688	32.780	33.479	8029	82	97.915
TOTALS	107132	43.550	41.244	259753	2460	105.591

Points-in-the-Paint / Percentage of Total Points / Points by Team

Team	InPaint	PerGame	PctofTot	TotPts	Games	Tot/Gm
MIL	3988	48.634	46.934	8497	82	103.622
OKC	4090	49.878	46.791	8741	82	106.598
LAL	3914	47.732	45.644	8575	82	104.573
DEN	4086	49.829	44.602	9161	82	111.720
PHO	3892	47.463	44.072	8831	82	107.695
MIA	3702	45.146	43.759	8460	82	103.171
BKN	3764	45.902	43.399	8673	82	105.768
PHI	3636	44.341	43.286	8400	82	102.439
MIN	3744	45.659	43.248	8657	82	105.573
DET	3538	43.146	42.580	8309	82	101.329
UTAH	3506	42.756	42.456	8258	82	100.707
NO	3618	44.122	42.286	8556	82	104.341
CHI	3548	43.268	42.063	8435	82	102.866
SAC	3528	43.024	41.851	8430	82	102.805
ORL	3462	42.220	41.771	8288	82	101.073
ATL	3504	42.732	41.423	8459	82	103.159
WAS	3692	45.024	41.238	8953	82	109.183
TOR	3588	43.756	40.950	8762	82	106.854
HOU	3830	46.707	40.495	9458	82	115.341
MEM	3318	40.463	40.272	8239	82	100.476
GS	3824	46.634	40.240	9503	82	115.890
IND	3434	41.878	39.847	8618	82	105.098
POR	3474	42.366	39.250	8851	82	107.939
NY	3312	40.390	38.710	8556	82	104.341
BOS	3426	41.780	38.681	8857	82	108.012
CHA	3270	39.878	38.019	8601	82	104.890
SA	3244	39.561	37.559	8637	82	105.329
LAC	3274	39.927	36.741	8911	82	108.671
CLE	3238	39.488	35.787	9048	82	110.341
DAL	2688	32.780	33.479	8029	82	97.915
TOTALS	214264	43.550	41.244	519506	4920	105.591

Points-in-the-Paint / Per Game / Points by Opponents

Team	InPaint	PerGame	PctofTot	TotPts	Games	Tot/Gm
MEM	3096	37.756	37.761	8199	82	99.988
ATL	3210	39.146	37.636	8529	82	104.012
DAL	3242	39.537	39.207	8269	82	100.841
IND	3256	39.707	37.703	8636	82	105.317
CHA	3320	40.488	38.672	8585	82	104.695
SAC	3340	40.732	38.180	8748	82	106.683
SA	3344	40.780	41.556	8047	82	98.134
UTAH	3358	40.951	42.319	7935	82	96.768
DET	3378	41.195	40.209	8401	82	102.451
TOR	3418	41.683	40.608	8417	82	102.646
LAC	3502	42.707	40.916	8559	82	104.378
POR	3520	42.927	39.577	8894	82	108.463
BOS	3544	43.220	41.014	8641	82	105.378
MIL	3580	43.659	42.058	8512	82	103.805
WAS	3596	43.854	40.840	8805	82	107.378
PHO	3606	43.976	38.803	9293	82	113.329
NO	3616	44.098	41.430	8728	82	106.439
MIA	3646	44.463	43.545	8373	82	102.110
CLE	3650	44.512	41.539	8787	82	107.159
BKN	3692	45.024	40.022	9225	82	112.500
PHI	3698	45.098	41.705	8867	82	108.134
CHI	3710	45.244	44.167	8400	82	102.439
GS	3726	45.439	43.584	8549	82	104.256
NY	3780	46.098	42.678	8857	82	108.012
MIN	3792	46.244	43.347	8748	82	106.683
ORL	3820	46.585	43.276	8827	82	107.646
DEN	3888	47.415	42.636	9119	82	111.207
LAL	3890	47.439	42.565	9139	82	111.451
OKC	3896	47.512	44.890	8679	82	105.841
HOU	4018	49.000	44.719	8985	82	109.573
TOTALS	321396	43.550	41.244	779259	7380	105.591

Points-in-the-Paint / Percentage of Total Points / Points by Opponents

Team	InPaint	PerGame	PctofTot	TotPts	Games	Tot/Gm
ATL	3210	39.146	37.636	8529	82	104.012
IND	3256	39.707	37.703	8636	82	105.317
MEM	3096	37.756	37.761	8199	82	99.988
SAC	3340	40.732	38.180	8748	82	106.683
CHA	3320	40.488	38.672	8585	82	104.695
PHO	3606	43.976	38.803	9293	82	113.329
DAL	3242	39.537	39.207	8269	82	100.841
POT	3520	42.927	39.577	8894	82	108.463
BKN	3692	45.024	40.022	9225	82	112.500
DET	3378	41.195	40.209	8401	82	102.451
TOR	3418	41.683	40.608	8417	82	102.646
WAS	3596	43.854	40.840	8805	82	107.378
LAC	3502	42.707	40.916	8559	82	104.378
BOS	3544	43.220	41.014	8641	82	105.378
NO	3616	44.098	41.430	8728	82	106.439
CLE	3650	44.512	41.539	8787	82	107.159
SA	3344	40.780	41.556	8047	82	98.134
PHI	3698	45.098	41.705	8867	82	108.134
MIL	3580	43.659	42.058	8512	82	103.805
UTAH	3358	40.951	42.319	7935	82	96.768
LAL	3890	47.439	42.565	9139	82	111.451
DEN	3888	47.415	42.636	9119	82	111.207
NY	3780	46.098	42.678	8857	82	108.012
ORL	3820	46.585	43.276	8827	82	107.646
MIN	3792	46.244	43.347	8748	82	106.683
MIA	3646	44.463	43.545	8373	82	102.110
GS	3726	45.439	43.584	8549	82	104.256
CHI	3710	45.244	44.167	8400	82	102.439
HOU	4018	49.000	44.719	8985	82	109.573
OKC	3896	47.512	44.890	8679	82	105.841
TOTALS	428528	43.550	41.244	1039012	9840	105.591

Fast-Break Points / Per Game / Points by Team

Team	Fast-Brk	PerGame	PctofTot	TotPts	Games	Tot/Gm
GS	1851	22.573	19.478	9503	82	115.890
PHO	1592	19.415	18.027	8831	82	107.695
OKC	1385	16.890	15.845	8741	82	106.598
HOU	1370	16.707	14.485	9458	82	115.341
WAS	1305	15.915	14.576	8953	82	109.183
LAL	1246	15.195	14.531	8575	82	104.573
NO	1234	15.049	14.423	8556	82	104.341
Denver	1162	14.171	12.684	9161	82	111.720
Orlando	1152	14.049	13.900	8288	82	101.073
Brooklyn	1148	14.000	13.236	8673	82	105.768
LAC	1141	13.915	12.804	8911	82	108.671
CHI	1131	13.793	13.408	8435	82	102.866
MIL	1130	13.780	13.299	8497	82	103.622
PHI	1059	12.915	12.607	8400	82	102.439
CLE	1056	12.878	11.671	9048	82	110.341
MIN	1050	12.805	12.129	8657	82	105.573
BOS	1016	12.390	11.471	8857	82	108.012
TOR	1001	12.207	11.424	8762	82	106.854
ATL	994	12.122	11.751	8459	82	103.159
SA	992	12.098	11.485	8637	82	105.329
DET	983	11.988	11.831	8309	82	101.329
POR	929	11.329	10.496	8851	82	107.939
MIS	914	11.146	10.804	8460	82	103.171
NY	893	10.890	10.437	8556	82	104.341
SAC	878	10.707	10.415	8430	82	102.805
IND	873	10.646	10.130	8618	82	105.098
MEM	836	10.195	10.147	8239	82	100.476
CHA	772	9.415	8.976	8601	82	104.890
UTAH	667	8.134	8.077	8258	82	100.707
DAL	638	7.780	7.946	8029	82	97.915
TOTALS	32398	13.170	12.473	259753	2460	105.591

Fast-Break Points / Percentage of Total Points / Points by Team

Team	Fast-Brk	PerGame	PctofTot	TotPts	Games	Tot/Gm
GS	1715	20.915	18.204	9421	82	114.890
WAS	1523	18.573	17.846	8534	82	104.073
HOU	1481	18.061	16.951	8737	82	106.549
SAC	**1415**	**17.256**	**16.190**	**8740**	**82**	**106.585**
OKC	1420	17.317	15.711	9038	82	110.220
BOS	1337	16.305	15.423	8669	82	105.720
ATL	1210	14.756	14.348	8433	82	102.841
PHX	1183	14.427	14.303	8271	82	100.866
MIL	1133	13.817	13.950	8122	82	99.049
DEN	1163	14.183	13.920	8355	82	101.890
MIN	1114	13.585	13.265	8398	82	102.415
IND	1095	13.354	13.072	8377	82	102.159
MEM	1031	12.573	12.688	8126	82	99.098
PHI	999	12.183	12.506	7988	82	97.415
LAL	997	12.159	12.491	7982	82	97.341
LAC	1054	12.854	12.300	8569	82	104.500
NO	1020	12.439	12.110	8423	82	102.720
ORL	1009	12.305	12.056	8369	82	102.061
BKN	941	11.476	11.633	8089	82	98.646
CLE	971	11.841	11.350	8555	82	104.329
MIA	912	11.122	11.117	8204	82	100.049
DAL	920	11.220	10.968	8388	82	102.293
DET	908	11.073	10.860	8361	82	101.963
TOR	904	11.024	10.734	8422	82	102.707
CHA	908	11.073	10.709	8479	82	103.402
POR	877	10.695	10.172	8622	82	105.146
CHI	836	10.195	10.030	8335	82	101.646
SA	849	10.354	10.000	8490	82	103.537
UT	760	9.268	9.488	8010	82	97.683
NY	692	8.439	8.580	8065	82	98.354
TOTALS	64754	13.161	12.819	505144	4920	102.672

2016-17 NBA TEAM STATISTICS

Fast-Break Points / Per Game / Points by Opponents

Team	Fast-Brk	PerGame	PctofTot	TotPts	Games	Tot/Gm
MIA	844	10.293	10.080	8373	82	102.110
UTAH	865	10.549	10.901	7935	82	96.768
IND	867	10.573	10.039	8636	82	105.317
DET	877	10.695	10.439	8401	82	102.451
OKC	913	11.134	10.520	8679	82	105.841
TOR	945	11.524	11.227	8417	82	102.646
MIL	961	11.720	11.290	8512	82	103.805
WAS	989	12.061	11.232	8805	82	107.378
BOS	1002	12.220	11.596	8641	82	105.378
SA	1036	12.634	12.874	8047	82	98.134
POR	1038	12.659	11.671	8894	82	108.463
ATL	1048	12.780	12.287	8529	82	104.012
CHA	1055	12.866	12.289	8585	82	104.695
ORL	1068	13.024	12.099	8827	82	107.646
CLE	1094	13.341	12.450	8787	82	107.159
NO	1114	13.585	12.764	8728	82	106.439
DAL	1118	13.634	13.520	8269	82	100.841
CHI	1125	13.720	13.393	8400	82	102.439
MIN	1140	13.902	13.032	8748	82	106.683
NY	1147	13.988	12.950	8857	82	108.012
BKN	1151	14.037	12.477	9225	82	112.500
HOU	1170	14.268	13.022	8985	82	109.573
LAC	1171	14.280	13.682	8559	82	104.378
DEN	1174	14.317	12.874	9119	82	111.207
GS	1182	14.415	13.826	8549	82	104.256
MEM	1199	14.622	14.624	8199	82	99.988
SAC	1209	14.744	13.820	8748	82	106.683
PHI	1256	15.317	14.165	8867	82	108.134
PHO	1312	16.000	14.118	9293	82	113.329
LAL	1328	16.195	14.531	9139	82	111.451
TOTALS	97194	13.170	12.473	779259	7380	105.591

Fast-Break Points / Percentage of Total Points / Points by Opponents

Team	Fast-Brk	PerGame	PctofTot	TotPts	Games	Tot/Gm
IND	867	10.573	10.039	8636	82	105.317
MIA	844	10.293	10.080	8373	82	102.110
DET	877	10.695	10.439	8401	82	102.451
OKC	913	11.134	10.520	8679	82	105.841
UTAH	865	10.549	10.901	7935	82	96.768
TOR	945	11.524	11.227	8417	82	102.646
WAS	989	12.061	11.232	8805	82	107.378
MIL	961	11.720	11.290	8512	82	103.805
BOS	1002	12.220	11.596	8641	82	105.378
POR	1038	12.659	11.671	8894	82	108.463
ORL	1068	13.024	12.099	8827	82	107.646
ATL	1048	12.780	12.287	8529	82	104.012
CHA	1055	12.866	12.289	8585	82	104.695
CLE	1094	13.341	12.450	8787	82	107.159
BKN	1151	14.037	12.477	9225	82	112.500
NO	1114	13.585	12.764	8728	82	106.439
DEN	1174	14.317	12.874	9119	82	111.207
SA	1036	12.634	12.874	8047	82	98.134
NY	1147	13.988	12.950	8857	82	108.012
HOU	1170	14.268	13.022	8985	82	109.573
MIN	1140	13.902	13.032	8748	82	106.683
CHI	1125	13.720	13.393	8400	82	102.439
DAL	1118	13.634	13.520	8269	82	100.841
LAC	1171	14.280	13.682	8559	82	104.378
SAC	1209	14.744	13.820	8748	82	106.683
GS	1182	14.415	13.826	8549	82	104.256
PHO	1312	16.000	14.118	9293	82	113.329
PHI	1256	15.317	14.165	8867	82	108.134
LAL	1328	16.195	14.531	9139	82	111.451
MEM	1199	14.622	14.624	8199	82	99.988
TOTALS	129592	13.170	12.473	1039012	9840	105.591

Second-Chance Points / Per Game / Points by Team

Team	2ndChance	PerGame	PctofTot	TotPts	Games	Tot/Gm
CHI	1242	15.146	14.724	8435	82	102.866
DEN	1236	15.073	13.492	9161	82	111.720
PHO	1224	14.927	13.860	8831	82	107.695
NY	1222	14.902	14.282	8556	82	104.341
OKC	1213	14.793	13.877	8741	82	106.598
MIN	1211	14.768	13.989	8657	82	105.573
HOU	1169	14.256	12.360	9458	82	115.341
DET	1125	13.720	13.540	8309	82	101.329
MIA	1114	13.585	13.168	8460	82	103.171
LAL	1111	13.549	12.956	8575	82	104.573
TOR	1108	13.512	12.646	8762	82	106.854
ATL	1105	13.476	13.063	8459	82	103.159
PHI	1090	13.293	12.976	8400	82	102.439
MEM	1070	13.049	12.987	8239	82	100.476
WAS	1068	13.024	11.929	8953	82	109.183
SA	1062	12.951	12.296	8637	82	105.329
POR	1038	12.659	11.727	8851	82	107.939
GS	1034	12.610	10.881	9503	82	115.890
ORL	1018	12.415	12.283	8288	82	101.073
CHA	968	11.805	11.255	8601	82	104.890
CLE	944	11.512	10.433	9048	82	110.341
BKN	943	11.500	10.873	8673	82	105.768
IND	938	11.439	10.884	8618	82	105.098
LAC	930	11.341	10.437	8911	82	108.671
BOS	916	11.171	10.342	8857	82	108.012
MIL	909	11.085	10.698	8497	82	103.622
UTAH	905	11.037	10.959	8258	82	100.707
SAC	904	11.024	10.724	8430	82	102.805
NO	884	10.780	10.332	8556	82	104.341
DAL	808	9.854	10.064	8029	82	97.915
TOTALS	31509	12.809	12.130	259753	2460	105.591

Second-Chance Points / Percentage of Total Points / Points by Team

Team	2ndChance	PerGame	PctofTot	TotPts	Games	Tot/Gm
CHI	1242	15.146	14.724	8435	82	102.866
NY	1222	14.902	14.282	8556	82	104.341
MIN	1211	14.768	13.989	8657	82	105.573
OKC	1213	14.793	13.877	8741	82	106.598
PHO	1224	14.927	13.860	8831	82	107.695
DET	1125	13.720	13.540	8309	82	101.329
DEN	1236	15.073	13.492	9161	82	111.720
MIA	1114	13.585	13.168	8460	82	103.171
ATL	1105	13.476	13.063	8459	82	103.159
MEM	1070	13.049	12.987	8239	82	100.476
PHI	1090	13.293	12.976	8400	82	102.439
LAL	1111	13.549	12.956	8575	82	104.573
TOR	1108	13.512	12.646	8762	82	106.854
HOU	1169	14.256	12.360	9458	82	115.341
SA	1062	12.951	12.296	8637	82	105.329
ORL	1018	12.415	12.283	8288	82	101.073
WAS	1068	13.024	11.929	8953	82	109.183
POR	1038	12.659	11.727	8851	82	107.939
CHA	968	11.805	11.255	8601	82	104.890
UTAH	905	11.037	10.959	8258	82	100.707
IND	938	11.439	10.884	8618	82	105.098
GS	1034	12.610	10.881	9503	82	115.890
BKN	943	11.500	10.873	8673	82	105.768
SAC	904	11.024	10.724	8430	82	102.805
MIL	909	11.085	10.698	8497	82	103.622
LAC	930	11.341	10.437	8911	82	108.671
CLE	944	11.512	10.433	9048	82	110.341
BOS	916	11.171	10.342	8857	82	108.012
NO	884	10.780	10.332	8556	82	104.341
DAL	808	9.854	10.064	8029	82	97.915
TOTALS	63018	12.809	12.130	519506	4920	105.591

Second-Chance Points / Per Game / Points by Opponents

Team	2ndChance	PerGame	PctofTot	TotPts	Games	Tot/Gm
DET	832	10.146	9.904	8401	82	102.451
UTAH	878	10.707	11.065	7935	82	96.768
CHA	935	11.402	10.891	8585	82	104.695
MEM	946	11.537	11.538	8199	82	99.988
DAL	953	11.622	11.525	8269	82	100.841
CHI	977	11.915	11.631	8400	82	102.439
OKC	998	12.171	11.499	8679	82	105.841
DEN	1008	12.293	11.054	9119	82	111.207
NO	1013	12.354	11.606	8728	82	106.439
SA	1015	12.378	12.613	8047	82	98.134
SAC	1022	12.463	11.683	8748	82	106.683
POR	1030	12.561	11.581	8894	82	108.463
MIL	1040	12.683	12.218	8512	82	103.805
LAC	1042	12.707	12.174	8559	82	104.378
MIA	1053	12.841	12.576	8373	82	102.110
IND	1060	12.927	12.274	8636	82	105.317
TOR	1071	13.061	12.724	8417	82	102.646
ATL	1083	13.207	12.698	8529	82	104.012
LAL	1087	13.256	11.894	9139	82	111.451
ORL	1097	13.378	12.428	8827	82	107.646
MIN	1100	13.415	12.574	8748	82	106.683
PHI	1100	13.415	12.406	8867	82	108.134
PHO	1111	13.549	11.955	9293	82	113.329
CLE	1122	13.683	12.769	8787	82	107.159
WAS	1134	13.829	12.879	8805	82	107.378
HOU	1135	13.841	12.632	8985	82	109.573
BOS	1143	13.939	13.228	8641	82	105.378
GS	1146	13.976	13.405	8549	82	104.256
BKN	1176	14.341	12.748	9225	82	112.500
NY	1202	14.659	13.571	8857	82	108.012
TOTALS	94527	12.809	12.130	779259	7380	105.591

Second-Chance Points / Percentage of Total Points / Points by Opponents

Team	2ndChance	PerGame	PctofTot	TotPts	Games	Tot/Gm
DET	832	10.146	9.904	8401	82	102.451
CHA	935	11.402	10.891	8585	82	104.695
DEN	1008	12.293	11.054	9119	82	111.207
UTAH	878	10.707	11.065	7935	82	96.768
OKC	998	12.171	11.499	8679	82	105.841
DAL	953	11.622	11.525	8269	82	100.841
MEM	946	11.537	11.538	8199	82	99.988
POR	1030	12.561	11.581	8894	82	108.463
NO	1013	12.354	11.606	8728	82	106.439
CHI	977	11.915	11.631	8400	82	102.439
SAC	1022	12.463	11.683	8748	82	106.683
LAL	1087	13.256	11.894	9139	82	111.451
PHO	1111	13.549	11.955	9293	82	113.329
LAC	1042	12.707	12.174	8559	82	104.378
MIL	1040	12.683	12.218	8512	82	103.805
IND	1060	12.927	12.274	8636	82	105.317
PHI	1100	13.415	12.406	8867	82	108.134
ORL	1097	13.378	12.428	8827	82	107.646
MIN	1100	13.415	12.574	8748	82	106.683
MIA	1053	12.841	12.576	8373	82	102.110
SA	1015	12.378	12.613	8047	82	98.134
HOU	1135	13.841	12.632	8985	82	109.573
ATL	1083	13.207	12.698	8529	82	104.012
TOR	1071	13.061	12.724	8417	82	102.646
BKN	1176	14.341	12.748	9225	82	112.500
CLE	1122	13.683	12.769	8787	82	107.159
WAS	1134	13.829	12.879	8805	82	107.378
BOS	1143	13.939	13.228	8641	82	105.378
GS	1146	13.976	13.405	8549	82	104.256
NY	1202	14.659	13.571	8857	82	108.012
TOTALS	126036	12.809	12.130	1039012	9840	105.591

2016-17 NBA TEAM STATISTICS

Points off Turnovers / Per Game / Points by Team

Team	Pt-Off-TO	PerGame	PctofTot	TotPts	Games	Tot/Gm
GS	1586	19.341	16.689	9503	82	115.890
HOU	1531	18.671	16.187	9458	82	115.341
WAS	1454	17.732	16.240	8953	82	109.183
PHO	1450	17.683	16.419	8831	82	107.695
LAL	1426	17.390	16.630	8575	82	104.573
TOR	1425	17.378	16.263	8762	82	106.854
PHI	1420	17.317	16.905	8400	82	102.439
MIL	1418	17.293	16.688	8497	82	103.622
SA	1415	17.256	16.383	8637	82	105.329
MIN	1371	16.720	15.837	8657	82	105.573
IND	1365	16.646	15.839	8618	82	105.098
BOS	1341	16.354	15.141	8857	82	108.012
ATL	1339	16.329	15.829	8459	82	103.159
SAC	1333	16.256	15.813	8430	82	102.805
MEM	1322	16.122	16.046	8239	82	100.476
MIA	1307	15.939	15.449	8460	82	103.171
DAL	1289	15.720	16.054	8029	82	97.915
CHI	1283	15.646	15.210	8435	82	102.866
OKC	1282	15.634	14.667	8741	82	106.598
LAC	1251	15.256	14.039	8911	82	108.671
BKN	1234	15.049	14.228	8673	82	105.768
ORL	1226	14.951	14.792	8288	82	101.073
CHA	1219	14.866	14.173	8601	82	104.890
DET	1219	14.866	14.671	8309	82	101.329
POR	1204	14.683	13.603	8851	82	107.939
CLE	1202	14.659	13.285	9048	82	110.341
UTAH	1202	14.659	14.556	8258	82	100.707
NO	1200	14.634	14.025	8556	82	104.341
NY	1178	14.366	13.768	8556	82	104.341
DEN	1152	14.049	12.575	9161	82	111.720
TOTALS	39644	16.115	15.262	259753	2460	105.591

Points off Turnovers / Per Game / Points by Opponents

Team	Pt-Off-TO	PerGame	PctofTot	TotPts	Games	Tot/Gm
DET	1048	12.780	12.475	8401	82	102.451
CHA	1071	13.061	12.475	8585	82	104.695
MIA	1142	13.927	13.639	8373	82	102.110
DAL	1148	14.000	13.883	8269	82	100.841
SA	1205	14.695	14.975	8047	82	98.134
MEM	1219	14.866	14.868	8199	82	99.988
TOR	1224	14.927	14.542	8417	82	102.646
UTAH	1243	15.159	15.665	7935	82	96.768
BOS	1245	15.183	14.408	8641	82	105.378
LAC	1251	15.256	14.616	8559	82	104.378
CHI	1267	15.451	15.083	8400	82	102.439
NO	1276	15.561	14.620	8728	82	106.439
POR	1286	15.683	14.459	8894	82	108.463
ORL	1305	15.915	14.784	8827	82	107.646
IND	1330	16.220	15.401	8636	82	105.317
MIL	1331	16.232	15.637	8512	82	103.805
WAS	1346	16.415	15.287	8805	82	107.378
NY	1356	16.537	15.310	8857	82	108.012
CLE	1365	16.646	15.534	8787	82	107.159
GS	1373	16.744	16.060	8549	82	104.256
OKC	1389	16.939	16.004	8679	82	105.841
MIN	1415	17.256	16.175	8748	82	106.683
ATL	1425	17.378	16.708	8529	82	104.012
SAC	1428	17.415	16.324	8748	82	106.683
HOU	1434	17.488	15.960	8985	82	109.573
DEN	1473	17.963	16.153	9119	82	111.207
LAL	1474	17.976	16.129	9139	82	111.451
PHO	1488	18.146	16.012	9293	82	113.329
PHI	1517	18.500	17.108	8867	82	108.134
BKN	1570	19.146	17.019	9225	82	112.500
TOTALS	118932	16.115	15.262	779259	7380	105.591

Points off Turnovers / Percentage of Total Points / Points by Team

Team	Pt-Off-TO	PerGame	PctofTot	TotPts	Games	Tot/Gm
PHI	1420	17.317	16.905	8400	82	102.439
GS	1586	19.341	16.689	9503	82	115.890
MIL	1418	17.293	16.688	8497	82	103.622
LAL	1426	17.390	16.630	8575	82	104.573
PHO	1450	17.683	16.419	8831	82	107.695
SA	1415	17.256	16.383	8637	82	105.329
TOR	1425	17.378	16.263	8762	82	106.854
WAS	1454	17.732	16.240	8953	82	109.183
HOU	1531	18.671	16.187	9458	82	115.341
DAL	1289	15.720	16.054	8029	82	97.915
MEM	1322	16.122	16.046	8239	82	100.476
IND	1365	16.646	15.839	8618	82	105.098
MIN	1371	16.720	15.837	8657	82	105.573
ATL	1339	16.329	15.829	8459	82	103.159
SAC	1333	16.256	15.813	8430	82	102.805
MIA	1307	15.939	15.449	8460	82	103.171
CHI	1283	15.646	15.210	8435	82	102.866
BOS	1341	16.354	15.141	8857	82	108.012
ORL	1226	14.951	14.792	8288	82	101.073
DET	1219	14.866	14.671	8309	82	101.329
OKC	1282	15.634	14.667	8741	82	106.598
UTAH	1202	14.659	14.556	8258	82	100.707
BKN	1234	15.049	14.228	8673	82	105.768
CHA	1219	14.866	14.173	8601	82	104.890
LAC	1251	15.256	14.039	8911	82	108.671
NO	1200	14.634	14.025	8556	82	104.341
NY	1178	14.366	13.768	8556	82	104.341
POR	1204	14.683	13.603	8851	82	107.939
CLE	1202	14.659	13.285	9048	82	110.341
DEN	1152	14.049	12.575	9161	82	111.720
TOTALS	79288	16.115	15.262	519506	4920	105.591

Points off Turnovers / Percentage of Total Points / Points by Opponents

Team	Pt-Off-TO	PerGame	PctofTot	TotPts	Games	Tot/Gm
CHA	1071	13.061	12.475	8585	82	104.695
DET	1048	12.780	12.475	8401	82	102.451
MIA	1142	13.927	13.639	8373	82	102.110
DAL	1148	14.000	13.883	8269	82	100.841
BOS	1245	15.183	14.408	8641	82	105.378
POR	1286	15.683	14.459	8894	82	108.463
TOR	1224	14.927	14.542	8417	82	102.646
LAC	1251	15.256	14.616	8559	82	104.378
NO	1276	15.561	14.620	8728	82	106.439
ORL	1305	15.915	14.784	8827	82	107.646
MEM	1219	14.866	14.868	8199	82	99.988
SA	1205	14.695	14.975	8047	82	98.134
CHI	1267	15.451	15.083	8400	82	102.439
WAS	1346	16.415	15.287	8805	82	107.378
NY	1356	16.537	15.310	8857	82	108.012
IND	1330	16.220	15.401	8636	82	105.317
CLE	1365	16.646	15.534	8787	82	107.159
MIL	1331	16.232	15.637	8512	82	103.805
UTAH	1243	15.159	15.665	7935	82	96.768
HOU	1434	17.488	15.960	8985	82	109.573
OKC	1389	16.939	16.004	8679	82	105.841
PHO	1488	18.146	16.012	9293	82	113.329
GS	1373	16.744	16.060	8549	82	104.256
LAL	1474	17.976	16.129	9139	82	111.451
DEN	1473	17.963	16.153	9119	82	111.207
MIN	1415	17.256	16.175	8748	82	106.683
SAC	1428	17.415	16.324	8748	82	106.683
ATL	1425	17.378	16.708	8529	82	104.012
BKN	1570	19.146	17.019	9225	82	112.500
PHI	1517	18.500	17.108	8867	82	108.134
TOTALS	158576	16.115	15.262	1039012	9840	105.591

2016-17 NBA ATTENDANCE

	HOME GAMES			ROAD GAMES		
TEAM	**G**	**TOTAL**	**AVG**	**G**	**TOTAL**	**AVG**
Atlanta Hawks	41	654,306	15,959	41	730,479	17,817
Boston Celtics	41	760,690	18,553	41	750,843	18,313
Brooklyn Nets	41	632,608	15,429	41	727,958	17,755
Charlotte Hornets	41	710,643	17,333	41	720,119	17,564
Chicago Bulls	41	888,882	21,680	41	739,359	18,033
Cleveland Cavaliers	41	843,042	20,562	41	779,880	19,021
Dallas Mavericks	41	811,366	19,789	41	718,291	17,519
Denver Nuggets	41	605,585	14,770	41	714,236	17,420
Detroit Pistons	41	655,141	15,979	41	725,680	17,700
Golden State Warriors	41	803,436	19,596	41	779,621	19,015
Houston Rockets	41	695,903	16,973	41	743,761	18,141
Indiana Pacers	41	684,578	16,697	41	731,786	17,848
Los Angeles Clippers	41	782,609	19,088	41	733,478	17,890
Los Angeles Lakers	41	776,917	18,949	41	745,860	18,192
Memphis Grizzlies	41	677,314	16,520	41	723,881	17,656
Miami Heat	41	805,400	19,644	41	730,566	17,819
Milwaukee Bucks	41	648,952	15,828	41	735,056	17,928
Minnesota Timberwolves	41	607,203	14,810	41	742,174	18,102
New Orleans Pelicans	41	663,099	16,173	41	740,577	18,063
New York Knickerbockers	41	810,741	19,774	41	735,028	17,928
Oklahoma City Thunder	41	746,323	18,203	41	753,331	18,374
Orlando Magic	41	727,875	17,753	41	710,690	17,334
Philadelphia 76ers	41	710,557	17,331	41	705,569	17,209
Phoenix Suns	41	708,639	17,284	41	722,367	17,619
Portland Trail Blazers	41	792,029	19,318	41	719,788	17,556
Sacramento Kings	41	721,928	17,608	41	717,065	17,489
San Antonio Spurs	41	755,347	18,423	41	743,388	18,131
Toronto Raptors	41	813,050	19,830	41	734,953	17,926
Utah Jazz	41	806,142	19,662	41	705,701	17,212
Washington Wizards	41	697,107	17,003	41	735,927	17,949
TOTALS	1230	21,997,412	17,884	1230	21,997,412	17,884

DID YOU KNOW ... The Kings sold out every home game for 20 of the 30 seasons in Sacramento. Sacramento has two of the top 10 all-time longest sellout streaks in NBA history.

2016-17 NBA HIGHS & LOWS

SINGLE-GAME HIGHS / PLAYERS
Minutes -- 60, Millsap, ATL vs. NY, 1/29 (4 OT)
Minutes -- 46, Booker, PHO vs. UTA, 1/16
Field Goals -- 21, Westbrook, OKC at ORL, 3/29 (OT)
Field Goals -- 21, (3 times, most recently) Booker, PHO at BOS, 3/24
FG Attempts -- 44, Westbrook, OKC vs. PHO, 10/28 (OT)
FG Attempts -- 40, Booker, PHO at BOS, 3/24
3-Pt. Field Goals -- 13, Curry, GS vs. NO, 11/7
3-Pt. FG Attempts -- 19, Harden, HOU vs. DET, 4/7
Free Throws -- 24, Booker, PHO at BOS, 3/24
FT Attempts -- 26, Booker, PHO at BOS, 3/24
Off. Rebounds -- 13, Gobert, UTA vs. NY, 3/22
Def. Rebounds -- 20, Cousins, NO vs. SA, 3/3 (OT)
Def. Rebounds -- 20, Jordan, LAC at NO, 12/28
Def. Rebounds -- 20, Towns, MIN at HOU, 4/12
Rebounds -- 25, Gobert, UTA at DAL, 1/20 (OT)
Rebounds -- 25, Whiteside, MIA vs. ATL, 11/15
Rebounds -- 25, Jordan, LAC at NO, 12/28
Assists -- 22, Westbrook, OKC vs. PHO, 12/17
Steals -- 10, Green, GS at MEM, 2/10
Turnovers -- 12, Harden, HOU vs. TOR, 11/23
Blocks -- 8, (3 times, most recently) Gobert, UTA at IND, 3/20
Points -- 70, Booker, PHO at BOS, 3/24

SINGLE-GAME HIGHS AND LOWS / TEAMS
Field Goals57, Golden State, vs. LAC, 1/28
Fewest Field Goals21, Dallas, vs. MEM, 11/18
FG Attempts128, New York, at ATL, 1/29 (4 OT)
FG Attempts109, Phoenix, at SAC, 4/11
Fewest FG Attempts62, Utah, vs. MEM, 1/28
Field Goal Pct..640, Brooklyn, at PHI, 4/4
Lowest Field Goal Pct..288, Dallas, vs. MEM, 11/18
3-Pt. Field Goals25, Cleveland, at ATL, 3/3
3-Pt. FG Attempts61, Houston, vs. NO, 12/16
3-Pt. FG Pct..700, Sacramento, at SA, 3/19
Free Throws42, Washington, at PHO, 3/7
Fewest Free Throws2, Indiana, at CHA, 3/6
FT Attempts53, Washington, at PHO, 3/7
Fewest FT Attempts3, Indiana, at CHA, 3/6
Free Throw Pct.1.000, (17 times, most recently) Minnesota, at UTA, 4/7
Lowest Free Throw Pct..176, Detroit, at NO, 3/1
Off. Rebounds26, Denver, at BRK, 12/7
Off. Rebounds26, Atlanta, vs. BRK, 3/26
Fewest Off. Rebounds1, (4 times, most recently) Brooklyn, at PHI, 4/4
Def. Rebounds51, Detroit, vs. PHO, 3/19
Fewest Def. Rebounds18, Memphis, at TOR, 11/30
Rebounds67, Chicago, at POR, 11/15
Fewest Rebounds25, (4 times, most recently) Philadelphia, at OKC, 3/22
Assists47, Golden State, vs. LAL, 11/23
Fewest Assists7, Toronto, at MIA, 3/11
Personal Fouls39, New York, at ATL, 1/29 (4 OT)
Personal Fouls36, Phoenix, vs. DEN, 1/28
Fewest Personal Fouls8, (4 times, most recently) Charlotte, vs. IND, 3/6
Steals20, Houston, vs. LAL, 12/7
Turnovers29, Denver, at WAS, 12/8
Fewest Turnovers3, Boston, vs. NY, 1/18
Fewest Turnovers3, Portland, vs. UTA, 4/8
Blocks15, San Antonio, vs. TOR, 1/3
Points149, Golden State, vs. LAL, 11/23
Fewest Points64, Dallas, vs. MEM, 11/18

2016-17 NBA AWARD WINNERS

Kia NBA Finals Most Valuable Player Award: Kevin Durant, Golden State Warriors
KIA NBA Most Valuable Player Award: Russell Westbrook, Oklahoma City Thunder
Kia NBA Rookie of the Year Award: Malcolm Brogdon, Milwaukee Bucks
Kia NBA Defensive Player of the Year Award: Draymond Green Golden State Warriors
Coach of the Year: Mike D'Antoni, Houston Rockets
Kia NBA Sixth Man Award: Eric Gordon, Houston Rockets
Kia NBA Most Improved Player: Giannis Antetokounmpo, Milwaukee Bucks
NBA Executive Of the Year: Bob Myers, Golden State Warriors
NBA Sportsmanship Award: Kemba Walker, Charlotte Hornets
NBA Kennedy Citizenship Award: LeBron james, Cleveland Cavaliers
Twyman-Stokes Teammate of the Year: Dirk Nowitzki, Dallas Mavericks

ALL NBA TEAM

2016-17 ALL-NBA FIRST TEAM

Position	Player, Team (1st Team Votes)	Points
Forward	LeBron James, Cleveland (99)	498
Forward	Kawhi Leonard, San Antonio (96)	490
Center	Anthony Davis, New Orleans (45)	343
Guard	James Harden, Houston (100)	500
Guard	Russell Westbrook, Oklahoma City (99)	498

2016-17 ALL-NBA SECOND TEAM

Position	Player, Team (1st Team Votes)	Points
Forward	Kevin Durant, Golden State (3)	239
Forward	Giannis Antetokounmpo, Milwaukee	258
Center	Rudy Gobert, Utah (43)	339
Guard	Stephen Curry, Golden State (1)	290
Guard	Isaiah Thomas, Boston	236

2016-17 ALL-NBA THIRD TEAM

Position	Player, Team (1st Team Votes)	Points
Forward	Jimmy Butler, Chicago	102
Forward	Draymond Green, Golden State	134
Center	DeAndre Jordan, LA Clippers (3)	54
Guard	DeMar DeRozan, Toronto	62
Guard	John Wall, Washington	125

ALL NBA DEFENSIVE TEAM

2016-17 NBA ALL-DEFENSIVE FIRST TEAM

Position	Player, Team	1st Team Votes (2 pts)	2nd Team Votes (1 pt)	Total Points
Forward	Kawhi Leonard, San Antonio	93	6	192
Forward	Draymond Green, Golden State	99	--	198
Center	Rudy Gobert, Utah	97	2	196
Guard	Patrick Beverley, Houston	61	18	110
Guard	Chris Paul, L.A. Clippers	38	34	140

2016-17 NBA ALL-DEFENSIVE SECOND TEAM

Position	Player, Team	1st Team Votes (2 pts)	2nd Team Votes (1 pt)	Total Points
Forward	Andre Roberson, Oklahoma City	11	75	97
Forward	Giannis Antetokounmpo, Milwaukee	5	38	48
Center	Anthony Davis, Miami	44	38	126
Guard	Tony Allen, Memphis	44	33	121
Guard	Danny Green, San Antonio	18	26	62

NBA ALL-ROOKIE TEAM

2016-17 NBA ALL-ROOKIE FIRST TEAM

Player	Team	First (2 pt)	Second (1 Pt)	Total
Malcolm Brogdon	Milwaukee	100	--	200
Dario Saric	Philadelphia	100	--	200
Joel Embiid	Philadelphia	82	7	171
Buddy Hield	Sacramento	63	28	154
Willy Hernangomez	New York	44	40	128

2016-17 NBA ALL-ROOKIE SECOND TEAM

Player	Team	First (2 pt)	Second (1 Pt)	Total
Jamal Murray	Denver	34	55	123
Jaylen Brown	Boston	24	58	106
Marquese Chriss	Phoenix	20	51	91
Brandon Ingram	L.A. Lakers	11	61	83
Yogi Ferrell	Dallas	7	49	63

2016-17 NBA AWARD WINNERS

2016-17 MONTHLY AWARD WINNERS

Players of the Month

April: Paul George, Indiana Pacers (Eastern); Chris Paul, LA Clippers (Western)
March: Giannis Antetokounmpo, Milwaukee Bucks (Eastern); Damian Lillard, Portland Trail Blazers (Western)
February: LeBron James, Cleveland Cavaliers (Eastern); Russell Westbrook, Oklahoma City Thunder (Western)
January: Isaiah Thomas, Boston Celtics (Eastern); Stephen Curry & Kevin Durant, Golden State Warriors (Western)
December: John Wall, Washington, Wizards (Eastern); James Harden, Houston Rockets (Western)
October/November: LeBron James, Cleveland Cavaliers (Eastern); James Harden, Houston Rockets (Western)

Coaches of the Month

April: Nate McMillan, Indiana Pacers (Eastern); Doc Rivers, LA Clippers (Western)
March: Jason Kidd, Milwaukee Bucks (Eastern)); Terry Stotts, Portland Trail Blazers (Western)
February: Erik Spoelstra, Miami Heat (Eastern); Gregg Popovich, San Antonio Spurs (Western)
January: Scott Brooks, Washington Wizards (Eastern); Steve Kerr, Golden State Warriors (Western)
December: Dwane Casey, Toronto Raptors (Eastern); Mike D'Antoni, Houston Rockets (Western)
October/November: Tyronn Lue, Cleveland Cavaliers (Eastern); Steve Kerr, Golden State Warriors (Western)

Rookies of the Month

April: Willy Hernangomez, New York Knicks (Eastern); Tyler Ulis, Phoenix Suns (Western)
March: Dario Saric, Philadelphia 76ers (Eastern); Buddy Hield, Sacramento Kings (Western)
February: Dario Saric, Philadelphia 76ers (Eastern); Yogi Ferrell, Dallas Mavericks (Western)
January: Joel Embiid, Philadelphia 76ers (Eastern); Marquese Chriss, Phoenix Suns (Western))
December: Joel Embiid, Philadelphia 76ers (Eastern); Buddy Hield, New Orleans Pelicans (Western)
October/November: Joel Embiid, Philadelphia 76ers (Eastern); Jamal Murray, Denver Nuggets (Western)

Community Assist Award

Seasonlong Award: Isaiah Thomas, Boston Celtics
April: Jimmy Butler, Chicago Bulls
March: Jrue Holiday, New Orleans Pelicans
February: Elfrid Payton, Orlando Magic
January: Zach Randolph, Memphis Grizzlies
December: Isaiah Thomas, Boston Celtics
November: CJ McCollum, Portland Trail Blazers
October: Tobias Harris, Detroit Pistons

2016-17 WEEKLY AWARD WINNERS

Week ending in April 9, 2017
Eastern Conference: Paul George, Indiana Pacers
Western Conference: Russell Westbrook, Oklahoma City Thunder

Week ending April 2, 2017
Eastern Conference: Jimmy Butler, Chicago Bulls
Western Conference: Stephen Curry, Golden State Warriors

Week ending March 26, 2017
Eastern Conference: DeMar DeRozan, Toronto Raptors
Western Conference: Klay Thompson, Golden State Warriors

Week ending March 19, 2017
Eastern Conference: Hassan Whiteside, Miami Heat
Western Conference: Damian Lillard, Portland Trail Blazers

Week ending March 12, 2017
Eastern Conference: John Wall, Washington Wizards
Western Conference: Karl-Anthony Towns, Minnesota Timberwolves

Week ending March 5, 2017
Eastern Conference: Kemba Walker, Charlotte Hornets
Western Conference: Kawhi Leonard, San Antonio Spurs

Week ending Feb. 12, 2017
Eastern Conference: LeBron James, Cleveland Cavaliers
Western Conference: Blake Griffin, LA Clippers

Week ending Feb. 5, 2017
Eastern Conference: Isaiah Thomas, Boston Celtics
Western Conference: Stephen Curry, Golden State Warriors

Week ending Jan. 29, 2017
Eastern Conference: Dion Waiters, Miami Heat
Western Conference: DeMarcus Cousins, Sacramento Kings

Week ending Jan. 22, 2017
Eastern Conference: Joel Embiid, Philadelphia 76ers
Western Conference: Kawhi Leonard, San Antonio Spurs

Week ending Jan. 15, 2017
Eastern Conference: DeMar DeRozan, Toronto Raptors
Western Conference: Gordon Hayward, Utah Jazz

Week ending Jan. 8, 2017
Eastern Conference: Jimmy Butler, Chicago Bulls
Western Conference: Stephen Curry, Golden State Warriors

Week ending Jan. 1, 2017
Eastern Conference: John Wall, Washington Wizards
Western Conference: James Harden, Houston Rockets

Week ending Dec. 25, 2016
Eastern Conference: Isaiah Thomas, Boston Celtics
Western Conference: Russell Westbrook, Oklahoma City Thunder

Week ending Dec. 18, 2016
Eastern Conference: DeMar DeRozan, Toronto Raptors
Western Conference: James Harden, Houston Rockets

Week ending Dec. 11, 2016
Eastern Conference: LeBron James, Cleveland Cavaliers
Western Conference: Marc Gasol, Memphis Grizzlies

Week ending Dec. 4, 2016
Eastern Conference: Reggie Jackson, Detroit Pistons
Western Conference: Stephen Curry, Golden State Warriors

Week ending Nov. 27, 2016
Eastern Conference: Giannis Antetokounmpo, Milwaukee Bucks
Western Conference: Kevin Durant, Golden State Warriors

Week ending Nov. 20, 2016
Eastern Conference: Jimmy Butler, Chicago Bulls
Western Conference: Anthony Davis, New Orleans Pelicans

Week ending Nov. 13, 2016
Eastern Conference: DeMar DeRozan, Toronto Raptors
Western Conference: James Harden, Houston Rockets

Week ending Nov. 6, 2016
Eastern Conference: LeBron James, Cleveland Cavaliers
Western Conference: George Hill, Utah Jazz

Week ending Oct. 30, 2016
Eastern Conference: LeBron James, Cleveland Cavaliers
Western Conference: Russell Westbrook, Oklahoma City Thunder

2017 NBA PLAYOFFS

2017 NBA PLAYOFFS FIRST ROUND
EASTERN CONFERENCE

BOSTON vs. CHICAGO (Boston won 4-2)
Apr 16 CHI 106 @ BOS 102
Apr 18 CHI 111 @ BOS 97
Apr 21 BOS 104 @ CHI 87
Apr 23 BOS 104 @ CHI 95
Apr 26 CHI 97 @BOS 108
Apr 28 BOS 105 @ CHI 83

CLEVELAND vs. INDIANA (Cleveland won 4-0)
Apr 15 IND 108 @ CLE 109
Apr 17 IND 111 @ CLE 117
Apr 21 CLE 119 @ IND 114
Apr 23 CLE 106 @ IND 102

TORONTO vs. MILWAUKEE (Toronto won 4-2)
Apr 15 MIL 97 @ TOR 83
Apr 18 MIL 100 @ TOR 106
Apr 20 TOR 77 @ MIL 104
Apr 22 TOR 87 @ MIL 76
Apr 24 MIL 93 @ TOR 118
Apr 27 TOR 92 @ MIL 89

WASHINGTON vs. ATLANTA (Washington won 4-2)
Apr 16 ATL 107 @ ATL 114
Apr 19 ATL 101 @ ATL 109
Apr 22 WAS 98 @ ATL 116
Apr 24 WAS 101 @ ATL 111
Apr 26 ATL 99 @ WAS 103
Apr 28 WAS 115 @ ATL 99

WESTERN CONFERENCE

GOLDEN STATE vs. PORTLAND (Golden State won 4-0)
Apr 16 POR 109 @ GS 121
Apr 19 POR 81 @ GS 110
Apr 22 GS 119 @ POR 113
Apr 24 GS 128 @ POR 103

SAN ANTONIO vs. MEMPHIS (San Antonio won 4-2)
Apr 15 MEM 82 @ SA 111
Apr 17 MEM 82 @ SA 96
Apr 20 SA 94 @ MEM 105
Apr 22 SA 108 @ MEM 110
Apr 25 MEM 103 @ SA 116
Apr 27 SA 103 @ MEM 96

HOUSTON vs. OKLAHOMA CITY (Houston won 4-1)
Apr 16 OKC 87 @ OKC 118
Apr 19 OKC 111 @ OKC 115
Apr 21 HOU 113 @ OKC 115
Apr 23 HOU 113 @ OKC 109
Apr 25 OKC 99 @ HOU 105

L.A. CLIPPERS vs. UTAH (Portland won 4-2)
Apr 15 UTAH 97 @ LAC 95
Apr 18 UTAH 91 @ LAC 99
Apr 21 LAC 111 @ UTAH 106
Apr 23 LAC 98 @ UTAH 105
Apr 25 UTAH 96 @ LAC 92
Apr 28 LAC 98 @ UTAH 93
Apr 30 UTAH 104 @ LAC 91

CONFERENCE SEMIFINALS

BOSTON vs. WASHINGTON (Boston won 4-3)
Apr 30 WAS 111 @ BOS 123
May 2 WAS 119 @ BOS 129 (OT)
May 4 BOS 89 @ WAS 116
May 7 BOS 102 @ WAS 121
May 10 WAS 101 @ BOS 123
May 12 BOS 91 @ WAS 92
May 15 WAS 105 @ BOS 115

CLEVELAND vs. TORONTO (Cleveland won 4-0)
May 1 TOR 105 @ CLE 116
May 3 TOR 103 @ CLE 125
May 5 CLE 115 @ TOR 94
May 7 CLE 109 @ TOR 102

GOLDEN STATE vs. UTAH (Golden State won 4-0)
May 2 UTAH 94 @ GS 106
May 4 UTAH 104 @ GS 115
May 6 GS 102 @ UTAH 91
May 8 GS 121 @ UTAH 95

SAN ANTONIO vs. HOUSTON (San Antonio won 4-2)
May 1 HOU 126 @ SA 99
May 3 HOU 96 @ SA 121
May 5 SA 103 @ HOU 92
May 7 SA 104 @ HOU 125
May 9 HOU 107 @ SA 110
May 11 SA 114 @ HOU 75

CONFERENCE FINALS

BOSTON vs. CLEVELAND (Cleveland won 4-2)
May 17 CLE 117 @ BOS 104
May 19 CLE 89 @ BOS 108
May 21 BOS 111 @ CLE 108
May 23 BOS 99 @ CLE 112
May 25 CLE 135 @ BOS 102

GOLDEN STATE vs. SAN ANTONIO (Golden State won 4-0)
May 14 SA 111 @ GS 113
May 16 SA 100 @ GS 136
May 22 GS 120 @ SA 108
May 24 GS 129 @ SA 115

NBA FINALS

GOLDEN STATE vs. CLEVELAND (Golden State won 4-1)
June 1 CLE 91 @ GS 113
June 4 CLE 113 @ GS 132
June 7 GS 118 @ CLE 113
June 9 GS 116 @ CLE 137
June 12 CLE 120 @ GS 129

2017 NBA PLAYOFF INDIVIDUAL LEADERS

SCORING AVERAGE

Player, Team	G	FG	FT	PTS	AVG
Westbrook, OKC	5	59	56	187	37.4
James, Cle.	18	217	113	591	32.8
Durant, G.S.	15	149	92	428	28.5
Harden, Hou.	11	90	101	313	28.5
Curry, G.S.	17	151	103	477	28.1
George, Ind.	4	34	26	112	28.0
Lillard, Por.	4	39	24	111	27.8
Leonard, S.A.	12	106	95	332	27.7
Wall, Was.	13	127	78	353	27.2
Irving, Cle.	18	173	76	466	25.9
Paul, LA-C	7	67	29	177	25.3
Beal, Was.	13	122	50	323	24.8
Antetokounmpo, Mil.	6	60	25	149	24.8
Conley, Mem.	6	50	31	148	24.7
Schroder, Atl.	6	50	31	148	24.7
Millsap, Atl.	6	50	43	146	24.3
Hayward, Utah	11	83	71	265	24.1
Thomas, Bos.	15	111	91	349	23.3
Butler, Chi.	6	46	38	136	22.7
McCollum, Por.	4	32	15	90	22.5

REBOUNDS PER GAME

Player, Team	G	OFF	DEF	TOT	AVG
Jordan,LA-C	7	25	76	101	14.4
Westbrook,OKC	5	9	49	58	11.6
Gortat,Was.	13	52	91	143	11.0
Howard,Atl.	6	18	46	64	10.7
Love,Cle.	18	36	155	191	10.6
Gobert,Utah	9	22	67	89	9.9
Antetokounmpo,Mil.	6	10	47	57	9.5
Millsap,Atl.	6	9	47	56	9.3
Green,G.S.	17	20	135	155	9.1
James,Cle.	18	19	145	164	9.1
T.Young,Ind.	4	22	14	36	9.0
George,Ind.	4	5	30	35	8.8
Capela,Hou.	11	26	70	96	8.7
Thompson,Cle.	18	69	81	150	8.3
Randolph,Mem.	6	9	40	49	8.2
Durant,G.S.	15	16	104	120	8.0
Leonard,S.A.	12	19	74	93	7.8
Aldridge,S.A.	16	43	76	119	7.4
Butler,Chi.	6	9	35	44	7.3
Monroe,Mil.	6	17	27	44	7.3

ASSISTS PER GAME

Player, Team	G	AST	AVG
Westbrook, OKC	5	54	10.8
Wall, Was.	13	134	10.3
Paul, LA-C	7	69	9.9
Harden, Hou.	11	93	8.5
James, Cle.	18	141	7.8
Schroder, Atl.	6	46	7.7
George, Ind.	4	29	7.3
Conley, Mem.	6	42	7.0
Curry, G.S.	17	114	6.7
Thomas, Bos.	15	100	6.7
Green, G.S.	17	110	6.5
Teague, Ind.	4	25	6.3
Lowry, Tor.	8	47	5.9
Horford, Bos.	18	97	5.4
Middleton, Mil.	6	32	5.3
Irving, Cle.	18	95	5.3
Smart, Bos.	18	85	4.7
Leonard, S.A.	12	55	4.6
Butler, Chi.	6	26	4.3
Millsap, Atl.	6	26	4.3

FIELD GOAL PCT.

Player, Team	FG	FGA	PCT
Jordan, LA-C	43	61	.705
Lopez, Chi.	34	52	.654
Grant, OKC.	19	31	.613
Gibson, OKC.	21	35	.600
Horford, Bos.	111	190	.584
James, Cle.	217	384	.565
Capela, Hou.	46	82	.561
Prince, Atl.	29	52	.558
Durant, G.S.	149	268	.556
Valanciunas, Tor.	44	81	.543

3-PT FIELD GOAL PCT.

Player, Team	3FG	3FGA	PCT
Gasol, Mem. 7	12	.583	
McDermott, OKC.	7	13	.538
Teague, Ind.	9	17	.529
Horford, Bos. 27	52	.519	
Snell, Mil.	16	31	.516
Frye, Cle.	20	39	.513
McCollum, Por.	11	22	.500
Smith, Cle.	40	80	.500
Brogdon, Mil. 10	21	.476	
Green, Bos.	21	45	.467

FREE THROW PCT.

Player, Team	FT	FTA	PCT
Crawford, LA-C	12	12	1.000
Lillard, Por.	24	25	.960
Wade, Chi.	20	21	.952
Gasol, Mem.	31	33	.939
McCollum, Por.	15	16	.938
Hayward, Utah	71	76	.934
Leonard, S.A.	95	102	.931
Irving, Cle.	76	84	.905
Curry, G.S.	103	114	.904
L.Williams, Hou.	26	29	.897

STEALS PER GAME

Player, Team	G	STL	AVG
Roberson, OKC.	5	12	2.40
Westbrook, OKC.	5	12	2.40
Antetokounmpo, Mil.	6	13	2.17
Curry, G.S.	17	34	2.00
Ingles, Utah	11	22	2.00
Middleton, Mil.	6	12	2.00
T.Young, Ind.	4	8	2.00
James, Cle.	18	35	1.94
Harden, Hou.	11	21	1.91
Green, G.S.	17	31	1.82

BLOCKS PER GAME

Player, Team	G	BLK	AVG
Roberson, OKC.	5	17	3.40
Capela, Hou.	11	28	2.55
Maker, Mil.	6	11	1.83
Adams, OKC.	5	9	1.80
Ibaka, Tor.	10	17	1.70
Antetokounmpo, Mil.	6	10	1.67
Green, G.S.	17	28	1.65
Gortat, Was.	13	20	1.54
3 tied			1.33

MINUTES PER GAME

Player, Team	G	MIN	AVG
George, Ind.	4	172	42.9
James, Cle.	18	744	41.3
Antetokounmpo, Mil.	6	243	40.5
Gasol, Mem.	6	240	40.0
Butler, Chi.	6	239	39.8
Wall, Was.	13	507	39.0
Westbrook, OKC.	5	194	38.9
Beal, Was.	13	505	38.9

2017 NBA PLAYOFFS TEAM STATISTICS

TEAMS' STATISTICS (TOTALS)

		FIELD GOALS		3-POINT FGs		FREE THROWS		----- REBOUNDS -----			---------- MISCELLANEOUS ----------								
TEAM	G	MADE	ATT.	MADE	ATT.	MADE	ATT.	OFF.	DEF.	TOT.	AST	PF	DQ	STL	TO	BLK	PTS.	AVG.
G.S.	17	730	1479	216	559	352	432	158	620	778	480	370	0	148	232	104	2028	119.3
Clev.	18	737	1495	256	610	362	472	166	593	759	397	338	0	133	235	84	2092	116.2
Ind.	4	162	348	45	115	66	86	47	121	168	90	91	1	32	53	15	435	108.8
Wash.	13	521	1139	109	344	254	320	145	414	559	296	299	4	103	179	86	1405	108.1
Hou.	11	410	935	141	423	224	284	109	363	472	215	230	2	85	154	51	1185	107.7
S.A.	16	640	1385	137	391	296	383	204	507	711	341	300	0	124	204	75	1713	107.1
Atl.	6	225	507	50	164	133	174	68	198	266	134	128	0	36	96	20	633	105.5
Bos.	18	691	1513	229	620	283	366	170	513	683	485	374	1	139	242	74	1894	105.2
OKC.	5	193	437	42	135	93	135	61	157	218	99	111	1	42	64	40	521	104.2
Port.	4	142	358	44	136	78	97	40	136	176	63	87	0	29	61	19	406	101.5
Utah	11	392	862	104	285	188	257	74	356	430	217	232	3	81	133	35	1076	97.8
LA-C	7	255	539	57	164	117	168	54	210	264	129	142	1	44	85	17	684	97.7
Tor.	10	353	795	78	235	183	225	68	325	393	196	209	1	74	129	44	967	96.7
Chi.	6	218	495	42	141	101	119	75	205	280	120	110	0	43	92	31	579	96.5
Mem.	6	208	463	56	145	106	122	46	167	213	113	133	0	31	68	15	578	96.3
Milw.	6	209	469	54	130	87	125	49	179	228	127	128	1	49	80	30	559	93.2

OPPONENTS' STATISTICS (TOTALS)

	FIELD GOALS		3-POINT FGs		FREE THROWS		----- REBOUNDS -----			---------- MISCELLANEOUS ----------								
TEAM	MADE	ATT.	MADE	ATT.	MADE	ATT.	OFF.	DEF.	TOT.	AST	PF	DQ	STL	TO	BLK	PTS.	AVG.	DIFF.
Milw.	194	444	51	145	124	154	43	208	251	108	127	1	45	86	28	563	93.8	-0.7
LA-C	253	530	68	175	118	163	46	217	263	141	146	2	52	85	22	692	98.9	-1.1
Tor.	367	787	115	261	175	232	75	325	400	220	199	1	76	135	50	1024	102.4	-5.7
Utah	417	874	98	280	196	259	82	367	449	239	224	1	73	127	36	1128	102.5	-4.7
Chi.	231	504	76	224	82	108	56	178	234	164	103	0	49	74	22	620	103.3	-6.8
Mem.	223	463	59	144	123	149	59	181	240	98	115	0	31	68	23	628	104.7	-8.3
G.S.	651	1516	174	510	322	420	189	546	735	342	367	1	142	238	65	1798	105.8	+13.5
S.A.	610	1319	203	532	274	337	139	497	636	359	341	1	127	221	63	1697	106.1	+1.0
Hou.	448	984	92	291	184	263	143	372	515	247	214	1	87	138	77	1172	106.5	+1.2
Atl.	236	520	50	159	118	145	58	190	248	127	149	2	55	78	45	640	106.7	-1.2
Wash.	498	1086	144	394	265	344	129	401	530	325	293	0	91	190	57	1405	108.1	0.0
Bos.	714	1509	176	498	342	429	204	597	801	406	342	2	133	255	93	1946	108.1	-2.9
Clev.	724	1584	202	557	299	373	186	538	724	455	401	2	134	237	68	1949	108.3	+7.9
Ind.	160	331	54	134	77	107	40	119	159	79	73	0	28	51	25	451	112.8	-4.0
OKC.	191	419	48	169	134	168	53	174	227	83	113	1	37	74	25	564	112.8	-8.6
Port.	169	349	50	124	90	114	32	154	186	109	75	0	33	50	41	478	119.5	-18.0
AVG.'S	380	826	104	287	183	235	96	317	412	219	205	1	75	132	46	1047	106.0	---
TOTAL	6086	13219	1660	4597	2923	3765	1534	5064	6598	3502	3282	15	1193	2107	740	16755	---	---

TEAMS' STATISTICS (PER GAME)

		FIELD GOALS			3-POINT FGs			FREE THROWS			----- REBOUNDS -----			---------- MISCELLANEOUS ----------						
TEAM	G	MADE	ATT.	PCT.	MADE	ATT.	PCT.	MADE	ATT.	PCT.	OFF.	DEF.	TOT.	AST	PF	DQ	STL	TO	BLK	PTS.
Atl.	6	37.50	84.50	.444	8.33	27.33	.305	22.17	29.00	.764	11.33	33.00	44.33	22.33	21.33	0.00	6.00	16.00	3.33	105.5
Bos.	18	38.39	84.06	.457	12.72	34.44	.369	15.72	20.33	.773	9.44	28.50	37.94	26.94	20.78	0.06	7.72	13.44	4.11	105.2
Chi.	6	36.33	82.50	.440	7.00	23.50	.298	16.83	19.83	.849	12.50	34.17	46.67	20.00	18.33	0.00	7.17	15.33	5.17	96.5
Clev.	18	40.94	83.06	.493	14.22	33.89	.420	20.11	26.22	.767	9.22	32.94	42.17	22.06	18.78	0.00	7.39	13.06	4.67	116.2
G.S.	17	42.94	87.00	.494	12.71	32.88	.386	20.71	25.41	.815	9.29	36.47	45.76	28.24	21.76	0.00	8.71	13.65	6.12	119.3
Hou.	11	37.27	85.00	.439	12.82	38.45	.333	20.36	25.82	.789	9.91	33.00	42.91	19.55	20.91	0.18	7.73	14.00	4.64	107.7
Ind.	4	40.50	87.00	.466	11.25	28.75	.391	16.50	21.50	.767	11.75	30.25	42.00	22.50	22.75	0.25	8.00	13.25	3.75	108.8
LA-C	7	36.43	77.00	.473	8.14	23.43	.348	16.71	24.00	.696	7.71	30.00	37.71	18.43	20.29	0.14	6.29	12.14	2.43	97.7
Mem.	6	34.67	77.17	.449	9.33	24.17	.386	17.67	20.33	.869	7.67	27.83	35.50	18.83	22.17	0.00	5.17	11.33	2.50	96.3
Milw.	6	34.83	78.17	.446	9.00	21.67	.415	14.50	20.83	.696	8.17	29.83	38.00	21.17	21.33	0.17	8.17	13.33	5.00	93.2
OKC.	5	38.60	87.40	.442	8.40	27.00	.311	18.60	27.00	.689	12.20	31.40	43.60	19.80	22.20	0.20	8.40	12.80	8.00	104.2
Port.	4	35.50	89.50	.397	11.00	34.00	.324	19.50	24.25	.804	10.00	34.00	44.00	15.75	21.75	0.00	7.25	15.25	4.75	101.5
S.A.	16	40.00	86.56	.462	8.56	24.44	.350	18.50	23.94	.773	12.75	31.69	44.44	21.31	18.75	0.00	7.75	12.75	4.69	107.1
Tor.	10	35.30	79.50	.444	7.80	23.50	.332	18.30	22.50	.813	6.80	32.50	39.30	19.60	20.90	0.10	7.40	12.90	4.40	96.7
Utah	11	35.64	78.36	.455	9.45	25.91	.365	17.09	23.36	.732	6.73	32.36	39.09	19.73	21.09	0.27	7.36	12.09	3.18	97.8
Wash.	13	40.08	87.62	.457	8.38	26.46	.317	19.54	24.62	.794	11.15	31.85	43.00	22.77	23.00	0.31	7.92	13.77	6.62	108.1

OPPONENTS' STATISTICS (PER GAME)

		FIELD GOALS			3-POINT FGs			FREE THROWS			----- REBOUNDS -----			---------- MISCELLANEOUS ----------						
TEAM	G	MADE	ATT.	PCT.	MADE	ATT.	PCT.	MADE	ATT.	PCT.	OFF.	DEF.	TOT.	AST	PF	DQ	STL	TO	BLK	PTS.
Atl.	6	37.50	84.50	.444	8.33	27.33	.305	22.17	29.00	.764	11.33	33.00	44.33	22.33	21.33	0.00	6.00	16.00	3.33	105.5
Bos.	18	38.39	84.06	.457	12.72	34.44	.369	15.72	20.33	.773	9.44	28.50	37.94	26.94	20.78	0.06	7.72	13.44	4.11	105.2
Chi.	6	36.33	82.50	.440	7.00	23.50	.298	16.83	19.83	.849	12.50	34.17	46.67	20.00	18.33	0.00	7.17	15.33	5.17	96.5
Clev.	18	40.94	83.06	.493	14.22	33.89	.420	20.11	26.22	.767	9.22	32.94	42.17	22.06	18.78	0.00	7.39	13.06	4.67	116.2
G.S.	17	42.94	87.00	.494	12.71	32.88	.386	20.71	25.41	.815	9.29	36.47	45.76	28.24	21.76	0.00	8.71	13.65	6.12	119.3
Hou.	11	37.27	85.00	.439	12.82	38.45	.333	20.36	25.82	.789	9.91	33.00	42.91	19.55	20.91	0.18	7.73	14.00	4.64	107.7
Ind.	4	40.50	87.00	.466	11.25	28.75	.391	16.50	21.50	.767	11.75	30.25	42.00	22.50	22.75	0.25	8.00	13.25	3.75	108.8
LA-C	7	36.43	77.00	.473	8.14	23.43	.348	16.71	24.00	.696	7.71	30.00	37.71	18.43	20.29	0.14	6.29	12.14	2.43	97.7
Mem.	6	34.67	77.17	.449	9.33	24.17	.386	17.67	20.33	.869	7.67	27.83	35.50	18.83	22.17	0.00	5.17	11.33	2.50	96.3
Milw.	6	34.83	78.17	.446	9.00	21.67	.415	14.50	20.83	.696	8.17	29.83	38.00	21.17	21.33	0.17	8.17	13.33	5.00	93.2
OKC.	5	38.60	87.40	.442	8.40	27.00	.311	18.60	27.00	.689	12.20	31.40	43.60	19.80	22.20	0.20	8.40	12.80	8.00	104.2
Port.	4	35.50	89.50	.397	11.00	34.00	.324	19.50	24.25	.804	10.00	34.00	44.00	15.75	21.75	0.00	7.25	15.25	4.75	101.5
S.A.	16	40.00	86.56	.462	8.56	24.44	.350	18.50	23.94	.773	12.75	31.69	44.44	21.31	18.75	0.00	7.75	12.75	4.69	107.1
Tor.	10	35.30	79.50	.444	7.80	23.50	.332	18.30	22.50	.813	6.80	32.50	39.30	19.60	20.90	0.10	7.40	12.90	4.40	96.7
Utah	11	35.64	78.36	.455	9.45	25.91	.365	17.09	23.36	.732	6.73	32.36	39.09	19.73	21.09	0.27	7.36	12.09	3.18	97.8
Wash.	13	40.08	87.62	.457	8.38	26.46	.317	19.54	24.62	.794	11.15	31.85	43.00	22.77	23.00	0.31	7.92	13.77	6.62	108.1
ONE TEAM		38.52	83.66	.460	10.51	29.09	.361	18.50	23.83	.776	9.71	32.05	41.76	22.16	20.77	0.09	7.55	13.34	4.68	106.0
BOTH TEAMS		77.04	167.33	.460	21.01	58.19	.361	37.00	47.66	.776	19.42	64.10	83.52	44.33	41.54	0.19	15.10	26.67	9.37	212.1

RECORDS

SACRAMENTO KINGS MEDIA GUIDE

SACRAMENTO-ERA RECORDS

SACRAMENTO INDIVIDUAL RECORDS
(Game records from Sacramento-era contests only — since 1985-86)

MOST POINTS				
—Game (+ 2OT)	56	DeMarcus Cousins	vs. Charlotte	Jan. 25, 2016
—Game	48	Kevin Martin	vs. Minnesota	Mar. 7, 2008
—Half (2nd)	32	Wayman Tisdale	at Detroit	Mar. 6, 1990
—Quarter (4th)	25	Mitch Richmond	at Houston	Dec. 15, 1995
—Overtime	12	Peja Stojakovic	vs. New York	Mar. 27, 2001
MOST FIELD GOALS MADE				
—Game (+ 1OT)	24	Chris Webber	vs. Indiana	Jan. 5, 2001
—Game	19	Wayman Tisdale	vs. LA Clippers	Mar. 23, 1993
—Game	19	Wayman Tisdale	at Detroit	Mar. 6, 1990
—Half (2nd)	15	Wayman Tisdale	at Detroit	Mar. 6, 1990
—Quarter	9	several times		
—Overtime	4	three times		
MOST FIELD GOALS ATTEMPTED				
—Game (+ 1OT)	47	Chris Webber	vs. Indiana	Jan. 5, 2001
—Game	37	Chris Webber	vs. Portland	Feb. 20, 2000
—Half (2nd)	23	Chris Webber	vs. Indiana	Jan. 5, 2001
—Half (2nd)	23	Mitch Richmond	vs. LA Clippers	Apr. 8, 1995
—Quarter (4th)	14	Mitch Richmond	vs. LA Clippers	Apr. 8, 1995
—Overtime	6	several times		
MOST FREE THROWS MADE				
—Game (+ 1OT)	23	Kevin Martin	at. Golden State	Apr. 1, 2009
—Game	22	Kevin Martin	vs. Minnesota	Mar. 7, 2008
—Half (2nd)	15	Kevin Martin	vs. Minnesota	Mar. 7, 2008
—Half (2nd)	15	Reggie Theus	at Utah	Jan. 31, 1986
—Quarter (4th)	13	Mitch Richmond	vs. Detroit	Jan. 22, 1997
—Overtime	7	Danny Ainge	vs. Boston	Dec. 27, 1989
MOST FREE THROWS ATTEMPTED				
—Game (+ 1OT)	26	Kevin Martin	at Golden State	Apr. 1, 2009
—Game	24	Kevin Martin	vs. Minnesota	Mar. 7, 2008
—Half (2nd)	18	Reggie Theus	at Utah	Jan. 31, 1986
—Quarter (4th)	14	Mitch Richmond	vs. Phoenix	Apr. 17, 1996
—Overtime	8	Brian Grant	vs. Cleveland	Mar. 31, 1996
MOST REBOUNDS				
—Game (+ 1OT)	26	Chris Webber	vs. Indiana	Jan. 5, 2001
—Game	22	Chris Webber	vs. New Jersey	Nov. 23, 1999
—Game	22	LaSalle Thompson	at LA Clippers	Nov. 16, 1988
—Half (1st)	15	DeMarcus Cousins	at Philadelphia	Mar. 13, 2015
—Half (1st)	15	Scot Pollard	at Dallas	Nov. 29, 2001
—Half (2nd)	15	LaSalle Thompson	at Indiana	Jan. 8, 1986
—Quarter (3rd)	11	Vlade Divac	vs. Atlanta	Feb. 20, 2001
—Quarter (3rd)	11	Michael Stewart	vs. Portland	Dec. 16, 1997
—Overtime	5	Otis Thorpe	vs. Golden State	Apr. 11, 1987
MOST OFFENSIVE REBOUNDS				
—Game	14	Olden Polynice	at Milwaukee	Mar. 11, 1994
—Half	10	DeMarcus Cousins	vs. Indiana	Jan. 18, 2012
—Quarter (3rd)	7	Vlade Divac	vs. Atlanta	Feb. 20, 2001
—Overtime	4	Otis Thorpe	vs. Golden State	Apr. 11, 1987
MOST DEFENSIVE REBOUNDS				
—Game	19	DeMarcus Cousins	vs. Denver	Feb. 19, 2016
—Game	18	Brad Miller	vs. Charlotte	Jan. 30, 2008
—Half (2nd)	14	DeMarcus Cousins	vs. New Orleans	Apr. 3, 2015
—Quarter (4th)	9	Chris Webber	vs. New Jersey	Nov. 23, 1999
—Overtime	4	Chris Webber	at Orlando	Mar. 13, 2001
—Overtime	4	Chris Webber	at Golden State	Nov. 10, 2000
MOST ASSISTS				
—Game (+ 1OT)	20	Rajon Rondo	vs. Charlotte	Jan. 25, 2016
—Game (+ 2OT)	20	Rajon Rondo	at Charlotte	Nov. 23, 2015
—Game	19	Rajon Rondo	at Oklahoma City	Jan. 4, 2016
—Half (2nd)	13	Rajon Rondo	at Oklahoma City	Jan. 4, 2016
—Half (1st)	13	Mike Bibby	at Portland	Nov. 13, 2003
—Half (2nd)	13	Reggie Theus	at Seattle	Feb. 25, 1986
—Quarter (1st)	10	Kenny Smith	vs. Portland	Feb. 11, 1988
—Overtime	3	three times		

SACRAMENTO-ERA RECORDS

MOST THREE-POINT FIELD GOALS MADE

—Game	9	Omri Casspi	at Golden State	Dec. 28, 2015
—Game	9	Mike Bibby	vs. Phoenix	Mar. 25, 2007
—Half (1st)	7	Omri Casspi	at Golden State	Dec. 28, 2015
—Quarter (2nd)	6	Omri Casspi	at Golden State	Dec. 28, 2015
—Overtime	3	Mahmoud Abdul-Rauf	at Golden State	Apr. 19, 1997

MOST THREE-POINT FIELD GOALS ATTEMPTED

—Game	15	Nick Anderson	vs. Detroit	Mar. 24, 2000
—Half (2nd)	12	Jason Williams	vs. Minnesota	Apr. 23, 1999
—Quarter (3rd)	8	Jason Williams	vs. Minnesota	Apr. 23, 1999
—Overtime	3	several times		

MOST PERSONAL FOULS

—Game	6	several times		
—Half	6	several times		
—Quarter (4th)	6	Duane Causwell	vs. Minnesota	Jan. 23, 1993
—Overtime	3	several times		

MOST STEALS

—Game	8	Doug Christie	at San Antonio	Dec. 8, 2002
—Game	8	Chris Webber	vs. Utah	Mar. 11, 2001
—Game	8	Danny Ainge	vs. LA Clippers	Apr. 22, 1989
—Half	6	three times		
—Quarter (3rd)	6	Randy Brown	at Milwaukee	Jan. 11, 1992
—Overtime	3	Doug Christie	vs. LA Clippers	Feb. 27, 2001

MOST BLOCKED SHOTS

—Game	9	Chris Webber	vs. Vancouver	Feb. 7, 1999
—Game	9	Michael Stewart	vs. LA Clippers	Jan. 6, 1998
—Game	9	Duane Causwell	vs. Denver	Apr. 18, 1991
—Half (2nd)	8	Michael Stewart	vs. LA Clippers	Jan. 6, 1998
—Quarter (3rd)	6	Michael Stewart	vs. LA Clippers	Jan. 6, 1998
—Quarter (3rd)	6	Duane Causwell	vs. Denver	Apr. 18, 1991
—Overtime	2	Ed Pinckney	vs. Philadelphia	Nov. 28, 1987

MOST TURNOVERS

—Game (+ 1 OT)	11	Mitch Richmond	at Golden State	Dec. 13, 1997
—Game	10	Wayman Tisdale	at Denver	Nov. 8, 1989
—Half (2nd)	8	Mitch Richmond	at Golden State	Dec. 13, 1997
—Quarter (4th)	6	Mitch Richmond	at Golden State	Dec. 13, 1997
—Overtime	2	several times		

SACRAMENTO TEAM RECORDS

MOST POINTS

—Game	154	vs. Philadelphia	Jan. 2, 1993
—Half (2nd)	84	vs. Philadelphia	Jan. 2, 1993
—Quarter	46	several times	
—Overtime	24	vs. Utah	Mar. 17, 1990

MOST FIELD GOALS MADE

—Game	61	vs. Philadelphia	Jan. 2, 1993
—Half (1st)	35	vs. San Antonio	Mar. 11, 1986
—Quarter	19	several times	
—Overtime	6	several times	

MOST FIELD GOALS ATTEMPTED

—Game	111	at Golden State	Apr. 21, 1993
—Half (1st)	61	at Houston	Mar. 3, 2010
—Quarter (4th)	36	vs. LA Clippers	Mar. 29, 1986
—Overtime	14	vs. Indiana	Jan. 5, 2001
—Overtime	14	vs. Golden State	Apr. 11, 1987

MOST FREE THROWS MADE

—Game	44	vs. Golden State	Apr. 10, 1988
—Half (2nd)	30	at Detroit	Dec. 7, 1985
—Quarter (4th)	22	vs. Utah	Feb. 18, 1994
—Overtime	14	vs. Utah	Mar. 17, 1990

MOST FREE THROWS ATTEMPTED

—Game (+ 1OT)	58	vs. LA Lakers	Jan. 4, 2007
—Game	57	vs. Utah	Apr. 20, 1997
—Half (2nd)	40	at Detroit	Dec. 7, 1985
—Quarter (4th)	27	vs. Utah	Feb. 18, 1994
—Quarter (4th)	27	vs. Indiana	Nov. 19, 1988
—Overtime	16	at Golden State	Nov. 10, 2000

SACRAMENTO-ERA RECORDS

MOST REBOUNDS

—Game	68	vs. Golden State	Jan. 26, 2010
—Half (2nd)	40	vs. Washington	Feb. 14, 1987
—Quarter (2nd)	25	vs. Golden State	Mar. 5, 1989
—Overtime	9	several times	

MOST OFFENSIVE REBOUNDS

—Game	32	vs. Portland	Jan. 25, 1986
—Half (2nd)	22	vs. Portland	Jan. 25, 1986
—Quarter (3rd)	15	vs. LA Clippers	Mar. 29, 1986
—Overtime	7	at Golden State	Apr. 3, 1992

MOST DEFENSIVE REBOUNDS

—Game	49	vs. Golden State	Jan. 26, 2010
—Half (2nd)	28	vs. Washington	Feb. 14, 1987
—Quarter (3rd)	18	vs. Washington	Feb. 14, 1987
—Overtime	7	vs. Memphis	Nov. 2, 2009
—Overtime	7	at Charlotte	Feb. 22, 2008

MOST ASSISTS

—Game	42	vs. Boston	Dec. 28, 1996
—Game	42	vs. San Antonio	Mar. 11, 1986
—Half (1st)	26	vs. San Antonio	Mar. 11, 1986
—Quarter (4th)	16	at Portland	Jan. 26, 1986
—Overtime	5	at Seattle	Feb. 17, 1999
—Overtime	5	vs. Golden State	Mar. 31, 1992

MOST THREE-POINT FIELD GOALS MADE

—Game	18	vs. Atlanta	Feb. 10, 2017
—Game	16	vs. Golden State	Feb. 9, 1989
—Half (1st)	12	vs. Chicago	Nov. 23, 2003
—Quarter (3rd)	7	three times	
—Overtime	3	at Golden State	Apr. 19, 1997

MOST THREE-POINT FIELD GOALS ATTEMPTED

—Game	37	at Milwaukee	Jan. 26, 2000
—Half (1st)	22	at Houston	Apr. 13, 2016
—Quarter (4th)	16	vs. LA Clippers	Mar. 30, 2007
—Overtime	6	vs. Portland	Jan. 6, 2007

MOST PERSONAL FOULS

—Game	41	at Golden State	Nov. 17, 1990
—Half (2nd)	26	at Golden State	Jan. 26, 1996
—Quarter (2nd)	15	at San Antonio	Dec. 16, 1995
—Overtime	8	vs. LA Lakers	Jan. 4, 2007

MOST DISQUALIFICATIONS

—Game	3	several times

MOST STEALS

—Game	22	vs. Philadelphia	Jan. 2, 1993
—Half (1st)	13	vs. Philadelphia	Jan. 2, 1993
—Quarter (2nd)	8	at Oklahoma City	Nov. 9, 2014
—Quarter (3rd)	8	vs. Houston	Nov. 2, 1997
—Quarter (2nd)	8	vs. LA Clippers	Nov. 5, 1995
—Overtime	4	vs. LA Lakers	Apr. 10, 2001

MOST BLOCKED SHOTS

—Game	17	vs. LA Clippers	Jan. 6, 1998
—Half (1st)	11	vs. Orlando	Apr. 11, 1991
—Quarter (3rd)	8	vs. Chicago	Nov. 27, 2010
—Quarter (3rd)	8	vs. Denver	Apr. 18, 1991
—Overtime	2	three times	

MOST TURNOVERS

—Game	34	at LA Clippers	Dec. 4, 1987
—Half (2nd)	20	at Denver	Nov. 8, 1989
—Quarter (4th)	16	at Denver	Nov. 8, 1989
—Overtime	5	vs. Golden State	Mar. 31, 1992

HIGHEST FIELD GOAL PERCENTAGE

—Game	.654 (51-78)	vs. Houston	Mar. 20, 2001

HIGHEST FREE THROW PERCENTAGE

—Game	1.000	several times

SACRAMENTO-ERA RECORDS

OPPONENT INDIVIDUAL RECORDS

MOST POINTS

—Game (+ 1OT)	53	Tony Delk	vs. Phoenix	Jan. 2, 2001
—Game	52	Klay Thompson	at Golden State	Jan. 23, 2015
—Half (2nd)	39	Klay Thompson	at Golden State	Jan. 23, 2015
—Quarter (3rd)	*37	Klay Thompson	at Golden State	Jan. 23, 2015
—Overtime	12	Derek Anderson	vs. Portland	Jan. 20, 2004
—Overtime	12	Steve Nash	vs. Dallas	Mar. 16, 2003

MOST FIELD GOALS MADE

—Game (+ 1OT)	20	Tony Delk	vs. Phoenix	Jan. 2, 2001
—Game	20	Allen Iverson	at Philadelphia	Feb. 6, 2000
—Game	20	Dale Ellis	at Seattle	Jan. 5, 1989
—Game	20	Dominique Wilkins	at Atlanta	Feb. 16, 1988
—Half (2nd)	14	Dominique Wilkins	at Atlanta	Feb. 16, 1988
—Quarter (3rd)	+13	Klay Thompson	at Golden State	Jan. 23, 2015
—Overtime	4	several times		

MOST FIELD GOALS ATTEMPTED

—Game	40	Allen Iverson	at Philadelphia	Feb. 6, 2000
—Half (2nd)	23	Larry Hughes	vs. Golden State	Apr. 13, 2000
—Quarter (2nd)	14	LaMarcus Aldridge	vs. Portland	Mar. 2, 2011
—Quarter (3rd)	14	Larry Hughes	vs. Golden State	Apr. 13, 2000
—Quarter (4th)	14	Alex English	vs. Denver	Mar. 18, 1986
—Overtime	7	Dwyane Wade	vs. Miami	Dec. 7, 2006
—Overtime	7	Kobe Bryant	vs. LA Lakers	Jan. 19, 2006

MOST FREE THROWS MADE

—Game (+ 1OT)	20	Russell Westbrook	vs. Oklahoma City	Feb. 1, 2009
—Game	18	Christian Laettner	at Minnesota	Feb. 18, 1993
—Half (2nd)	17	Adrian Dantley	at Detroit	Dec. 10, 1986
—Quarter (4th)	14	Adrian Dantley	at Detroit	Dec. 10, 1986
—Overtime	7	Monta Ellis	vs. Golden State	Dec. 21, 2010

MOST FREE THROWS ATTEMPTED

—Game (+ 1OT)	24	Dwyane Wade	vs. Miami	Jan. 9, 2009
—Game	20	Tracy McGrady	at Orlando	Nov. 9, 2001
—Game	20	Christian Laettner	at Minnesota	Feb. 18, 1993
—Half (2nd)	19	Adrian Dantley	at Detroit	Dec. 10, 1986
—Quarter (4th)	15	Adrian Dantley	at Detroit	Dec. 10, 1986
—Overtime	8	Monta Ellis	vs. Golden State	Dec. 21, 2010

MOST REBOUNDS

—Game	31	Dennis Rodman	vs. Detroit	Mar. 14, 1992
—Half (1st)	20	Lorenzen Wright	at LA Clippers	Mar. 11, 1999
—Quarter (1st)	13	Lorenzen Wright	at LA Clippers	Mar. 11, 1999
—Overtime	7	Brian Grant	vs. Portland	Mar. 3, 1999

MOST OFFENSIVE REBOUNDS

—Game	13	Clifford Rozier	at Golden State	Apr. 20, 1995
—Half (1st)	10	Will Perdue	vs. San Antonio	Apr. 14, 1997
—Half (1st)	10	David Robinson	vs. San Antonio	Dec. 3, 1991
—Quarter (1st)	10	Moses Malone	at Milwaukee	Jan. 11, 1992
—Overtime	4	Mark Madsen	at Minnesota	Nov. 5, 2003

MOST DEFENSIVE REBOUNDS

—Game (+ 1OT)	23	Kevin Garnett	vs. Minnesota	Dec. 5, 2003
—Game	22	Kevin Garnett	at Minnesota	Feb. 19, 2004
—Game	22	Ervin Johnson	at Denver	Dec. 18, 1996
—Game	22	Dennis Rodman	vs. Detroit	Mar. 14, 1992
—Half (1st)	16	Lorenzen Wright	at LA Clippers	Mar. 11, 1999
—Quarter (3rd)	11	Kwame Brown	vs. Charlotte	Jan. 25, 2011
—Overtime	4	several times		

MOST ASSISTS

—Game	21	Sherman Douglas	at Boston	Dec. 8, 1993
—Game	21	Nate McMillan	at Seattle	Mar. 31, 1987
—Half (1st)	15	Magic Johnson	at LA Lakers	Feb. 4, 1987
—Quarter (1st)	11	Baron Davis	at Golden State	Nov. 16, 2006
—Overtime	5	John Stockton	at Utah	Feb. 15, 1999

MOST THREE-POINT FIELD GOALS MADE

—Game	11	Klay Thompson	at Golden State	Jan. 23, 2015
—Game	11	J.R. Smith	at Denver	Apr. 13, 2009
—Half (2nd)	9	Klay Thompson	at Golden State	Jan. 23, 2015
—Quarter (3rd)	*9	Klay Thompson	at Golden State	Jan. 23, 2015
—Overtime	3	Zydrunas Ilgauskas	vs. Cleveland	Dec. 23, 2009

SACRAMENTO-ERA RECORDS

MOST THREE-POINT FIELD GOALS ATTEMPTED

—Game	18	J.R. Smith	at Denver	Apr. 13, 2009
—Half (2nd)	11	J.R. Smith	at Denver	Apr. 13, 2009
—Quarter (3rd)	9	Klay Thompson	at Golden State	Jan. 23, 2015
—Overtime	5	Kobe Bryant	vs. LA Lakers	Jan. 19, 2006

MOST PERSONAL FOULS

—Game	6	several times		
—Half (2nd)	6	Rashard Lewis	vs. Orlando	Jan. 8, 2008
—Half (2nd)	6	Kyle Korver	at Philadelphia	Dec. 14, 2007
—Half (2nd)	6	Bryant Reeves	at Vancouver	Mar. 2, 1999
—Half (2nd)	6	Ben McDonald	vs. Golden State	Jan. 20, 1987
—Quarter	5	several times		
—Overtime	4	Nate Robinson	vs. New York	Nov.16, 2007

MOST STEALS

—Game	10	Clyde Drexler	at Houston	Nov. 1, 1996
—Half (2nd)	8	Clyde Drexler	at Houston	Nov. 1, 1996
—Quarter	5	three times		
—Overtime	2	several times		

MOST BLOCKED SHOTS

—Game	11	David Robinson	at San Antonio	Dec. 28, 1990
—Half	7	three times		
—Quarter (3rd)	7	Manute Bol	vs. Philadelphia	Feb. 14, 1991
—Quarter (4th)	7	Hakeem Olajuwon	vs. Houston	Jan. 19, 1988
—Overtime	3	Elton Brand	at Philadelphia	Mar. 27, 2011

MOST TURNOVERS

—Game	10(3)	James Harden	vs. Houston	Apr. 10, 2017
—Half (1st)	8	Devin Booker	vs. Phoenix	Mar. 25, 2016
—Half (1st)	8	Damon Stoudamire	vs. Toronto	Jan. 30, 1996
—Half (2nd)	8	Ron Harper	vs. LA Clippers	Dec. 12, 1993
—Quarter (4th)	7	Shaquille O'Neal	at LA Lakers	Apr. 14, 2000
—Overtime	3	Michael Jordan	vs. Chicago	Mar. 23, 1986

* NBA record + ties NBA record

OPPONENT TEAM RECORDS

MOST POINTS

—Game	155	at	Golden State	Mar. 4, 1989
—Half (1st)	88	at	Golden State	Nov. 2, 1991
—Quarter (3rd)	57	at	Golden State	Mar. 4, 1989
—Overtime (2nd)	19	at	LA Clippers	Mar. 5, 2008
—Overtime	19	at	New Orleans	Jan. 8, 2005
—Overtime	19	vs.	Houston	Mar. 4, 1987

MOST FIELD GOALS MADE

—Game	60	at	Denver	Dec. 2, 1987
—Half (2nd)	35	vs.	Golden State	Jan. 21, 1989
—Quarter (1st)	21	at	Golden State	Nov. 2, 1991
—Quarter (3rd)	21	vs.	Golden State	Jan. 21, 1989
—Overtime	8	at	Golden State	Apr. 3, 1992

MOST FIELD GOALS ATTEMPTED

—Game	118	vs.	Portland	Apr. 18, 1989
—Game (+ 1OT)	118	vs.	Philadelphia	Nov. 28, 1987
—Half (2nd)	63	at	LA Clippers	Apr. 2, 1987
—Quarter (1st)	36	vs.	Portland	Apr. 18, 1989
—Overtime	16	at	Minnesota	Nov. 5, 2003

MOST FREE THROWS MADE

—Game	46	at	Milwaukee	Feb. 1, 1991
—Half (2nd)	33	at	Golden State	Jan. 26, 1996
—Quarter (4th)	20	at	Utah	Feb. 3, 2006
—Quarter (4th)	20	at	Milwaukee	Feb. 1, 1991
—Quarter (4th)	20	at	Dallas	Nov. 2, 1985
—Overtime	12	vs.	Seattle	Apr. 19, 1990

MOST FREE THROWS ATTEMPTED

—Game	58	at	Golden State	Jan. 26, 1996
—Game	58	at	Milwaukee	Feb. 1, 1991
—Half (2nd)	43	at	Golden State	Jan. 26, 1996
—Quarter (4th)	25	at	Miami	Mar. 6, 2004
—Quarter (4th)	25	vs.	Orlando	Feb. 1, 1993
—Quarter (4th)	25	at	Milwaukee	Feb. 1, 1991
—Overtime	14	at	Golden State	Dec. 13, 1997
—Overtime	14	vs.	Seattle	Apr. 19, 1990

SACRAMENTO-ERA RECORDS

MOST REBOUNDS

—Game	66	vs. Portland	Apr. 23, 1993
—Game	66	at Dallas	Nov. 12, 1988
—Half (1st)	40	at Denver	Nov. 8, 1989
—Quarter (2nd)	23	at Denver	Nov. 8, 1989
—Overtime	10	three times	

MOST OFFENSIVE REBOUNDS

—Game	30	vs. Portland	Apr. 23, 1993
—Game	30	vs. Portland	Apr. 18, 1989
—Half	19	several times	
—Quarter (3rd)	15	at Washington	Jan. 12, 1987
—Overtime	7	at Minnesota	Nov. 5, 2003
—Overtime	7	at Utah	Mar. 7, 2003

MOST DEFENSIVE REBOUNDS

—Game	49(2)	at Houston	Jan. 31, 2017
—Half (1st)	27(2)	at Houston	Jan. 31, 2017
—Quarter (1st)	17	at Dallas	Nov. 12, 1988
—Overtime	7	vs. LA Lakers	Apr. 13, 2011
—Overtime	7	vs. Cleveland	Dec. 23, 2009
—Overtime	7	vs. Portland	Mar. 3, 1999

MOST ASSISTS

—Game	47	at Denver	Dec. 2, 1987
—Half (1st)	25	vs. Atlanta	Mar. 9, 2015
—Half (2nd)	25	at LA Clippers	Mar. 15, 1992
—Half (1st)	25	at Indiana	Feb. 19, 1992
—Quarter (3rd)	17	at Boston	Feb. 4, 1990
—Overtime	6	at Golden State	Apr. 3, 1992
—Overtime	6	vs. Golden State	Mar. 31, 1992

MOST THREE-POINT FIELD GOALS MADE

—Game	23	vs. Orlando (NBA record)	Jan. 13, 2009
—Half (2nd)	13	vs. Charlotte	Jan. 25, 2016
—Half (1st)	13	vs. Orlando	Jan. 13, 2009
—Quarter (3rd)	9	at Golden State	Jan. 23, 2015
—Overtime	4	at New Orleans	Jan. 8, 2005
—Overtime	4	vs. Charlotte	Mar. 29, 1996

MOST THREE-POINT FIELD GOALS ATTEMPTED

—Game	50	vs. Houston	Nov. 25, 2016
—Half (1st)	28	vs. Houston	Nov. 25, 2016
—Quarter (1st)	17	vs. Houston	Nov. 25, 2016
—Overtime	8	vs. LA Lakers	Jan. 19, 2006
—Overtime	8	at Indiana	Dec. 11, 2004

MOST PERSONAL FOULS

—Game (+ 1OT)	42	vs. LA Lakers	Jan. 4, 2007
—Game	40	vs. Seattle	Nov. 9, 1985
—Half (2nd)	25	vs. Golden State	Dec. 7, 1997
—Quarter (4th)	15	vs. Golden State	Dec. 7, 1997
—Overtime	10	vs. Utah	Mar. 17, 1990

MOST DISQUALIFICATIONS

—Game	3	several times

MOST STEALS

—Game	23	vs. Seattle	Feb. 26, 1993
—Half	13	several times	
—Quarter (4th)	10	at LA Clippers	Apr. 7, 2012
—Overtime	3	at Golden State	Jan. 21, 2011
—Overtime (2nd)	3	vs. New York	Nov. 16, 2007

MOST BLOCKED SHOTS

—Game	17	Oklahoma City vs. Kings	Feb. 9, 2012
—Game	17	at LA Clippers	Feb. 23, 1993
—Half	10	three times	
—Quarter (4th)	9	vs. Atlanta	Feb. 20, 2008
—Overtime	3	at Philadelphia	Mar. 27, 2011
—Overtime	3	vs. Indiana	Jan. 5, 2001

MOST TURNOVERS

—Game	32	vs. Phoenix	Apr. 5, 1986
—Half (2nd)	19	vs. Indiana	Nov. 6, 1991

SACRAMENTO-ERA RECORDS

—Half (2nd)	19	vs.	San Antonio	Jan. 29, 1987
—Quarter (1st)	13	at	Portland	Jan. 8, 1988
—Quarter (4th)	13	vs.	San Antonio	Jan. 29, 1987
—Overtime	5	at	Utah	Feb. 13, 2001

HIGHEST FIELD GOAL PERCENTAGE

—Game	.667 (54-81)	at	Milwaukee	Dec. 15, 1985



DID YOU KNOW ... Sacramento made its first 14 field-goal attempts to open the game versus Houston on March 20, 2001. The Kings shot .895 (17-of-19) from the field in the first quarter and finished the game shooting a Sacramento-era record .654 (51-of-78).

FRANCHISE RECORDS

KINGS-ROYALS INDIVIDUAL RECORDS
(Records set over 59-year franchise history)

MOST POINTS

—Game	59	Jack Twyman	vs. Minneapolis	Jan. 15, 1960
—Half (2nd)	34	Jack Twyman	vs. Minneapolis	Jan. 15, 1960
—Quarter (4th)	25	Mitch Richmond	at Houston	Dec. 15, 1995

MOST FIELD GOALS MADE

—Game (+ 1OT)	24	Chris Webber	vs. Indiana	Jan. 5, 2001
—Game	22	Mike Woodson	vs. Houston	Feb. 20, 1983
—Game	22	Nate Archibald	vs. Houston	Feb. 13, 1973
—Half (2nd)	15	Wayman Tisdale	at Detroit	Mar. 6, 1990
—Quarter	9	several times		

MOST FIELD GOALS ATTEMPTED

—Game (+ 1OT)	47	Chris Webber	vs. Indiana	Jan. 5, 2001
—Game (+ 1OT)	47	Jack Twyman	vs. St. Louis	Feb. 28, 1959
—Game	44	Jack Twyman	vs. Minneapolis	Jan. 15, 1960
—Half	23	three times		
—Quarter (2nd)	15	Jack Twyman	vs. St. Louis	Feb. 28, 1959

MOST FREE THROWS MADE

—Game (+ 1OT)	23	Kevin Martin	at Golden State	Apr. 1, 2009
—Game	23	Nate Archibald	vs. Portland	Jan. 21, 1975
—Game (+ 1OT)	23	Nate Archibald	vs. Detroit	Feb. 5, 1972
—Half (2nd)	19	Oscar Robertson	at Baltimore	Dec. 27, 1964
—Quarter (4th)	13	Mitch Richmond	vs. Detroit	Jan. 22, 1997
—Quarter (4th)	13	Oscar Robertson	at Baltimore	Dec. 27, 1964

MOST FREE THROWS ATTEMPTED

—Game (+ 1OT)	26	Kevin Martin	at Golden State	Apr. 1, 2009
—Game	26	Oscar Robertson	at Baltimore	Dec. 27, 1964
—Half (2nd)	22	Oscar Robertson	at Baltimore	Dec. 27, 1964
—Quarter (4th)	16	Oscar Robertson	at Baltimore	Dec. 27, 1964*

MOST REBOUNDS

—Game	40	Jerry Lucas	at Philadelphia	Feb. 29, 1964
—Half (2nd)	27	Jerry Lucas	vs. San Francisco	Jan. 28, 1969
—Quarter	14	three times		

MOST OFFENSIVE REBOUNDS (not an official NBA statistic until 1973-74)

—Game	14	Olden Polynice	at Milwaukee	Mar. 11, 1994
—Half (1st)	10	DeMarcus Cousins	vs. Indiana	Jan. 18, 2012
—Quarter	7	Vlade Divac	vs. Atlanta	Feb. 20, 2001

MOST DEFENSIVE REBOUNDS (not an official NBA statistic until 1973-74)

—Game	19	DeMarcus Cousins	vs. Denver	Feb. 19, 2016
—Game	19	Sam Lacey	vs. Milwaukee	Oct. 30, 1974
—Half (2nd)	12	Chris Webber	vs. New Jersey	Nov. 23, 1999
—Quarter (4th)	9	Chris Webber	vs. New Jersey	Nov. 23, 1999

MOST ASSISTS

—Game	22	Phil Ford	vs. Milwaukee	Feb. 21, 1979
—Game	22	Oscar Robertson	vs. Syracuse	Oct. 29, 1961
—Game (+ 1OT)	22	Oscar Robertson	vs. New York	Mar. 5, 1966
—Half	14	Oscar Robertson	three times	
—Quarter (1st)	10	Kenny Smith	vs. Portland	Feb. 11, 1988

MOST THREE-POINT FIELD GOALS MADE (not an official NBA statistic until 1979-80)

—Game	9	Omri Casspi	at Golden State	Dec. 28, 2015
—Game	9	Mike Bibby	vs. Phoenix	Mar. 25, 2007
—Half (1st)	7	Omri Casspi	at Golden State	Dec. 28, 2015
—Quarter (2nd)	6	Omri Casspi	at Golden State	Dec. 28, 2015

MOST THREE-POINT FIELD GOALS ATTEMPTED (not an official NBA statistic until 1979-80)

—Game	15	Nick Anderson	vs. Detroit	Mar. 24, 2000
—Half (2nd)	12	Jason Williams	vs. Minnesota	Apr. 23, 1999
—Quarter (3rd)	8	Jason Williams	vs. Minnesota	Apr. 23, 1999

MOST PERSONAL FOULS

—Game	6	several times		
—Half	6	several times		
—Quarter (4th)	6	Duane Causwell	vs. Minnesota	Jan. 23, 1993

FRANCHISE RECORDS

MOST STEALS (not an official NBA statistic until 1973-74)

—Game	8	Doug Christie	at San Antonio	Dec. 8, 2002
—Game	8	Chris Webber	vs. Utah	Mar. 11, 2001
—Game	8	Danny Ainge	vs. LA Clippers	Apr. 22, 1989
—Game	8	Sam Lacey	vs. Portland	Feb. 5, 1975
—Half (2nd)	6	Randy Brown	at Milwaukee	Jan. 11, 1992
—Half (2nd)	6	Kenny Smith	vs. Houston	Mar. 19, 1988
—Quarter (3rd)	6	Randy Brown	at Milwaukee	Jan. 11, 1992

MOST BLOCKED SHOTS (not an official NBA statistic until 1973-74)

—Game	9	Chris Webber	vs. Vancouver	Feb. 7, 1999
—Game	9	Michael Stewart	vs. LA Clippers	Jan. 6, 1998
—Game	9	Duane Causwell	vs. Denver	Apr. 18, 1991
—Half (2nd)	8	Michael Stewart	vs. LA Clippers	Jan. 6, 1998
—Quarter (3rd)	6	Michael Stewart	vs. LA Clippers	Jan. 6, 1998
—Quarter (3rd)	6	Duane Causwell	vs. Denver	Apr. 18, 1991

MOST TURNOVERS (not an official NBA statistic until 1977-78)

—Game (+ 1OT)	11	Mitch Richmond	at Golden State	Dec. 13, 1997
—Game	10	Wayman Tisdale	at Denver	Nov. 8, 1989
—Half (2nd)	8	Mitch Richmond	at Golden State	Dec. 13, 1997
—Quarter (4th)	6	Mitch Richmond	at Golden State	Dec. 13, 1997

HIGHEST FIELD GOAL PERCENTAGE (minimum of 20 attempts)

—Game	.917 (22-24)	Mike Woodson	vs. Houston	Feb. 20, 1983

HIGHEST FREE THROW PERCENTAGE (minimum of 13 attempts)

—Game	1.000 (18-18)	Danny Ainge	vs. Boston	Dec. 27, 1989

KINGS-ROYALS TEAM RECORDS (MOST)

MOST POINTS

—Game	165	vs.	San Diego	Mar. 12, 1970
—Half (1st)	89	vs.	San Diego	Mar. 12, 1970
—Quarter (1st)	49	vs.	Boston	Jan. 23, 1963
—Overtime	24	vs.	Utah	Mar. 17, 1990

MOST FIELD GOALS MADE

—Game	67	vs.	San Diego	Mar. 12, 1970
—Half (1st)	36	vs.	Philadelphia	Feb. 13, 1962
—Quarter (1st)	21	vs.	Boston	Jan. 23, 1963

MOST FIELD GOALS ATTEMPTED

—Game	134	at	Philadelphia	Dec. 29 1960
—Half (1st)	70	vs.	San Diego	Mar. 12, 1970
—Quarter (1st)	39	vs.	San Diego	Mar. 12, 1970

MOST FREE THROWS MADE

—Game	47	at	Milwaukee	Nov. 30, 1952
—Half (2nd)	30	at	Detroit	Dec. 7, 1985
—Quarter (4th)	24	at	Baltimore	Dec. 27, 1964

MOST FREE THROWS ATTEMPTED

—Game	59	vs.	Boston	Jan. 22, 1970
—Game	59	vs.	New York	Nov. 29, 1967
—Game	59	vs.	Boston	Feb. 9, 1965
—Half (2nd)	40	at	Detroit	Dec. 7, 1985
—Quarter (4th)	29	at	Baltimore	Dec. 27, 1964

MOST REBOUNDS

—Game (+ 1OT)	108	at	St. Louis	Nov. 23, 1955
—Half (2nd)	56	vs.	Boston	Nov. 8, 1957
—Quarter (1st)	30	vs.	Syracuse	Oct. 27, 1960

MOST OFFENSIVE REBOUNDS (not an official NBA statistic until 1973-74)

—Game	37	at	Denver	Jan. 4, 1983
—Half (2nd)	22	vs.	Portland	Jan. 25, 1986
—Quarter (3rd)	15	vs.	LA Clippers	Mar. 29, 1986

MOST DEFENSIVE REBOUNDS (not an official NBA statistic until 1973-74)

—Game	50	at	Chicago	Mar. 12, 1976
—Half (2nd)	28	vs.	Washington	Feb. 14, 1987
—Quarter (3rd)	18	vs.	Washington	Feb. 14, 1987

FRANCHISE RECORDS

MOST ASSISTS

—Game	49	vs.	Baltimore	Feb. 24, 1952
—Half (1st)	26	vs.	San Antonio	Mar. 11, 1986
—Quarter (4th)	16	at	Portland	Jan. 26, 1986

MOST THREE-POINT FIELD GOALS MADE (not an official NBA statistic until 1979-80)

—Game	18	vs.	Atlanta	Feb. 10, 2017
—Game	16	vs.	Golden State	Feb. 9, 1989
—Half (1st)	12	vs.	Chicago	Nov. 23, 2003
—Quarter (3rd)	7	three times		

MOST THREE-POINT FIELD GOALS ATTEMPTED (not an official NBA statistic until 1979-80)

—Game	37	at	Milwaukee	Jan. 26, 2000
—Half (1st)	22	at	Houston	Apr. 13, 2016
—Quarter (4th)	16	vs.	LA Clippers	Mar. 30, 2007

MOST PERSONAL FOULS

—Game	49	at	Ft. Wayne	Nov. 15, 1953
—Half (1st)	30	at	Syracuse	Jan. 15, 1953*
—Quarter (1st)	16	at	Syracuse	Jan. 15, 1953

MOST DISQUALIFICATIONS

—Game	5	at	Denver	Nov. 11, 1978
—Game	5	at	Philadelphia	Dec. 11, 1952

MOST STEALS (not an official NBA statistic until 1973-74)

—Game	22	vs.	Philadelphia	Jan. 2, 1993
—Half (1st)	13	vs.	Philadelphia	Jan. 2, 1993
—Quarter (3rd)	8	vs.	Houston	Nov. 2, 1997
—Quarter (2nd)	8	vs.	LA Clippers	Nov. 5, 1995

MOST BLOCKED SHOTS (not an official NBA statistic until 1973-74)

—Game	17	vs.	LA Clippers	Jan. 6, 1998
—Half (1st)	11	vs.	Orlando	Apr. 11, 1991
—Quarter (3rd)	8	vs.	Chicago	Nov. 27, 2010
—Quarter (3rd)	8	vs.	Denver	Apr. 18, 1991

MOST TURNOVERS

—Game	40	at	Detroit	Feb. 18, 1973
—Half (1st)	22	at	Detroit	Feb. 18, 1973
—Quarter (4th)	16	at	Denver	Nov. 8, 1989

HIGHEST FIELD GOAL PERCENTAGE

—Game	.654 (51-78)	vs.	Houston	Mar. 20, 2001

KINGS-ROYALS TEAM RECORDS (FEWEST)

FEWEST POINTS

—Game	53	at	Milwaukee	Mar. 14, 1954
—Half (1st)	23	at	San Antonio	Nov. 2, 2007
—Quarter (1st)	4	at	LA Lakers	Feb. 4, 1987

FEWEST FIELD GOALS MADE

—Game	19	vs.	Boston	Dec. 28, 2008
—Half (1st)	7	at	San Antonio	Nov. 2, 2007
—Quarter (4th)	0	at	Utah	Feb. 3, 2006
—Quarter (1st)	0	at	LA Lakers	Feb. 4, 1987

FEWEST FIELD GOALS ATTEMPTED

—Game	60	vs.	Utah	Apr. 20, 1997
—Half (2nd)	25	vs.	Charlotte	Mar. 29, 1996
—Quarter	10	three times		Apr. 21, 1995

FEWEST FREE THROWS MADE

—Game	4	at	Vancouver	Feb. 26, 2000
—Game	4	at	Portland	Nov. 19, 1996
—Half	0	several times		
—Quarter	0	several times		

FEWEST FREE THROWS ATTEMPTED

—Game	6	vs.	Charlotte	Jan. 12, 1997
—Half (1st)	0	at	Golden State	Mar. 17, 2005
—Quarter	0	several times		

FEWEST REBOUNDS

—Game	23	at	New York	Nov. 15, 1997
—Half (1st)	8	at	LA Lakers	Feb. 4, 1989
—Quarter	3	several times		

FEWEST OFFENSIVE REBOUNDS (not an official NBA statistic until 1973-74)

—Game	2	vs.	Denver	Mar. 8, 2008
—Game	2	at	Houston	Apr. 4, 2004

FRANCHISE RECORDS

FEWEST DEFENSIVE REBOUNDS (not an official NBA statistic until 1973-74)

—Game	14	vs. LA Lakers	Dec. 28, 1985

FEWEST ASSISTS

—Game	3	vs. Chicago (@ Evansville, IN)	Dec. 5, 1967

FEWEST PERSONAL FOULS

—Game (+ 6OT)	9	vs. Indianapolis	Jan. 6, 1951
—Half (2nd)	0	vs. Indianapolis	Jan. 6, 1951

FEWEST STEALS (not an official NBA statistic until 1973-74)

—Game	0	vs. Portland	Apr. 23, 1988
—Game	0	at Houston	Jan. 23, 1986

FEWEST BLOCKED SHOTS (not an official NBA statistic until 1973-74)

—Game	0	several times	

FEWEST TURNOVERS

—Game	3	at San Antonio	Dec. 8, 2002*
—Half	1	several times	

LOWEST FIELD GOAL PERCENTAGE

—Game	.250 (—)	at St. Louis	Nov. 23, 1955

LOWEST FREE THROW PERCENTAGE

—Game	.357 (5-14)	at LA Clippers	Apr. 18, 1998

OPPONENT INDIVIDUAL RECORDS

MOST POINTS

—Game	65	Wilt Chamberlain	vs. Philadelphia	Feb. 13, 1962
—Half (2nd)	40	Wilt Chamberlain	vs. San Francisco	Feb. 7, 1963
—Quarter (3rd)	37	Klay Thompson	at Golden State	Jan. 23, 2015

MOST FIELD GOALS MADE

—Game	27	Wilt Chamberlain	at San Francisco	Nov. 21, 1962
—Half (2nd)	16	Wilt Chamberlain	vs. San Francisco	Feb. 7, 1963
—Quarter (3rd)	13	Klay Thompson	at Golden State	Jan. 23, 2015

MOST FIELD GOALS ATTEMPTED

—Game (+ 1OT)	60	Wilt Chamberlain	vs. San Francisco	Oct. 28, 1962
—Half (1st)	30	Wilt Chamberlain	vs. San Francisco	Oct. 28, 1962
—Quarter	15	three times		

MOST FREE THROWS MADE

—Game	21	Jack Sikma	at Seattle	Nov. 14, 1980
—Game	21	Spencer Haywood	at Seattle	Jan. 3, 1973
—Half (2nd)	17	Adrian Dantley	at Detroit	Dec. 10, 1986
—Quarter (4th)	14	Adrian Dantley	at Detroit	Dec. 10, 1986

MOST FREE THROWS ATTEMPTED

—Game	30	Wilt Chamberlain	vs. Philadelphia	Feb. 13, 1962
—Half (2nd)	19	Adrian Dantley	at Detroit	Dec. 10, 1986
—Quarter (4th)	15	Adrian Dantley	at Detroit	Dec. 10, 1986
—Quarter (1st)	15	Wilt Chamberlain	vs. Philadelphia	Feb. 13, 1962

MOST REBOUNDS

—Game	40	Bill Russell	at Boston	Dec. 12, 1958
—Half (2nd)	23	Wilt Chamberlain	vs. Philadelphia	Jan. 24, 1960
—Quarter (1st)	17	Bill Russell	at Boston	Dec. 12, 1958

MOST OFFENSIVE REBOUNDS (not an official NBA statistic until 1973-74)

—Game	13	Clifford Rozier	at Golden State	Apr. 20, 1995
—Half (1st)	10	Will Perdue	vs. San Antonio	Apr. 14, 1997
—Half (1st)	10	David Robinson	vs. San Antonio	Dec. 3, 1991
—Quarter (1st)	10	Moses Malone	at Milwaukee	Jan. 11, 1992

MOST DEFENSIVE REBOUNDS (not an official NBA statistic until 1973-74)

—Game (+ 1OT)	23	Kevin Garnett	vs. Minnesota	Dec. 4, 2003
—Game	23	Swen Nater	vs. San Diego	Jan. 8, 1980
—Half (1st)	16	Lorenzen Wright	at LA Clippers	Mar. 11, 1999
—Quarter (3rd)	11	Kwame Brown	vs. Charlotte	Jan. 25, 2011

MOST ASSISTS

—Game	21	Sherman Douglas	at Boston	Dec. 8, 1993
—Game	21	Nate McMillan	at Seattle	Mar. 31, 1987
—Game	21	Isiah Thomas	vs. Detroit	Dec. 22, 1984
—Half (1st)	15	Magic Johnson	at LA Lakers	Feb. 4, 1987
—Quarter (1st)	11	Baron Davis	at Golden State	Nov. 16, 2006

MOST THREE-POINT FIELD GOALS MADE (not an official NBA statistic until 1979-80)

—Game	11	J.R. Smith	at Denver	Apr. 13, 2009
—Half (2nd)	9	Klay Thompson	at Golden State	Jan. 23, 2015
—Quarter (3rd)	9	Klay Thompson	at Golden State	Jan. 23, 2015

FRANCHISE RECORDS

MOST THREE-POINT FIELD GOALS ATTEMPTED (not an official NBA statistic until 1979-80)

—Game	18	J.R. Smith	at Denver	Apr. 13, 2009
—Half (2nd)	11	J.R. Smith	at Denver	Apr. 13, 2009
—Quarter (3rd)	9	Klay Thompson	at Golden State	Jan. 23, 2015

MOST PERSONAL FOULS

—Game	6	several times		
—Half	6	several times		
—Quarter (1st)	6	Connie Dierking	vs. Syracuse (@ NY)	Nov. 17, 1959

MOST STEALS (not an official NBA statistic until 1973-74)

—Game	11	Larry Kenon	vs. San Antonio	Dec. 26, 1976
—Half (2nd)	8	Clyde Drexler	at Houston	Nov. 1, 1996
—Quarter	5	three times		

MOST BLOCKED SHOTS (not an official NBA statistic until 1973-74)

—Game	11	David Robinson	at San Antonio	Dec. 28, 1990
—Game	11	Kareem Abdul-Jabbar	at Los Angeles	Nov. 25, 1979
—Half	7	three times		
—Quarter (3rd)	7	Manute Bol	vs. Philadelphia	Feb. 14, 1991
—Quarter (4th)	7	Hakeem Olajuwon	vs. Houston	Jan. 19, 1988

MOST TURNOVERS

—Game	10	Kevin Durant	at Oklahoma City	Dec. 6, 2015
—Game	10	Mychal Thompson	vs. Portland	Mar. 27, 1983
—Half (1st)	8	Devin Booker	vs. Phoenix	Mar. 25, 2016
—Half (1st)	8	Damon Stoudamire	vs. Toronto	Jan. 30, 1996
—Half (2nd)	8	Ron Harper	vs. LA Clippers	Dec. 12, 1993
—Quarter (4th)	7	Shaquille O'Neal	at LA Lakers	Apr. 14, 2000

OPPONENT TEAM RECORDS (MOST)

MOST POINTS

—Game	155	at	Golden State	Mar. 4, 1989
—Half (2nd)	91	vs.	Boston	Nov. 11, 1959
—Quarter (3rd)	57	at	Golden State	Mar. 4, 1989

MOST FIELD GOALS MADE

—Game	67	vs.	San Diego	Mar. 12, 1970
—Half (1st)	37	vs.	San Diego	Mar. 12, 1970
—Quarter	22	three times		

MOST FIELD GOALS ATTEMPTED

—Game	144	at	Boston	Dec. 8, 1960
—Half (2nd)	73	vs.	Philadelphia	Nov. 15, 1960
—Quarter (4th)	40	vs.	Philadelphia	Nov. 15, 1960

MOST FREE THROWS MADE

—Game	51	at	Syracuse	Jan. 15, 1953
—Half (2nd)	33	at	Golden State	Jan. 26, 1996
—Quarter (4th)	20	at	Utah	Feb. 3, 2006
—Quarter (4th)	20	at	Milwaukee	Feb. 1, 1991
—Quarter (4th)	20	at	Dallas	Nov. 2, 1985

MOST FREE THROWS ATTEMPTED

—Game	66	at	New York	Dec. 3, 1957
—Half (2nd)	43	at	Golden State	Jan. 26, 1996
—Quarter	25	three times		

MOST REBOUNDS

—Game (+ 1OT)	109	at	St. Louis	Nov. 23, 1955
—Game	107	at	Boston	Jan. 12, 1962
—Half (1st)	65	at	Boston	Jan. 12, 1962
—Quarter (1st)	35	at	Philadelphia	Nov. 8, 1959

MOST OFFENSIVE REBOUNDS (not an official NBA statistic until 1973-74)

—Game	30	vs.	Portland	Apr. 23, 1993
—Game	30	vs.	Portland	Apr. 18, 1989
—Half	19	several times		
—Quarter (3rd)	15	at	Washington	Jan. 12, 1987

MOST DEFENSIVE REBOUNDS (not an official NBA statistic until 1973-74)

—Game (+ 1OT)	51	vs.	Seattle	Feb. 28, 1978
—Game	51	vs.	Portland	Jan. 17, 1976
—Half (1st)	27	vs.	San Antonio	Feb. 24, 2016
—Quarter	17	several times		

MOST ASSISTS

—Game	47	at	Denver	Dec. 2, 1987
—Half (2nd)	25	at	LA Clippers	Mar. 15, 1992
—Half (1st)	25	at	Indiana	Feb. 19, 1992
—Quarter (3rd)	17	at	Boston	Feb. 4, 1990

FRANCHISE RECORDS

MOST THREE-POINT FIELD GOALS MADE (not an official NBA statistic until 1979-80)

—Game	23	vs. Orlando (NBA record)	Jan. 13, 2009
—Half (13)	13	vs. Charotte	Jan. 25, 2016
—Half (1st)	13	vs. Orlando	Jan. 13, 2009
—Quarter	7	several times	

MOST THREE-POINT FIELD GOALS ATTEMPTED (not an official NBA statistic until 1979-80)

—Game (+ 2OT)	44	vs. Charlotte	Jan. 25, 2016
—Game (+ 1OT)	44	vs. Houston	Dec. 11, 2014
—Game	50	vs. Houston	Nov. 25, 2016
—Half (2nd)	28	Houston	Nov. 25, 2016
—Quarter (4th)	16	vs. L.A. Clippers	Mar. 30, 2007

MOST PERSONAL FOULS

—Game	47	at Philadelphia	Dec. 11, 1952
—Half (1st)	27	at Philadelphia	Dec. 11, 1952
—Quarter (4th)	15	vs. Golden State	Dec. 7, 1997

MOST DISQUALIFICATIONS

—Game	4	three times	

MOST STEALS (not an official NBA statistic until 1973-74)

—Game	23	vs. Seattle	Feb. 26, 1993
—Game	23	at Los Angeles	Nov. 9, 1982
—Half	13	several times	
—Quarter (4th)	10	at LA Clippers	Apr. 7, 2012

MOST BLOCKED SHOTS
(not an official NBA statistic until 1973-74)

—Game	18	at New Orleans	Jan. 23, 1979
—Half	10	three times	
—Quarter (4th)	9	vs. Atlanta	Feb. 20, 2008

MOST TURNOVERS (not an official NBA statistic until 1977-78)

—Game	37	vs. Golden State	Feb. 9, 1983
—Half	19	three times	
—Quarter	13	three times	

HIGHEST FIELD GOAL PERCENTAGE

—Game	.667 (54-81)	at Milwaukee	Dec. 15, 1985

OPPONENT TEAM RECORDS (FEWEST)

FEWEST POINTS

—Game	53	vs. Philadelphia	Nov. 5, 1949
—Game	53	at Indianapolis	Feb. 18, 1949
—Half (1st)	25	at Phoenix	Mar. 7, 2001
—Quarter (3rd)	2	at Ft. Wayne	Dec. 19, 1948

FEWEST FIELD GOALS MADE

—Game	11	at Ft. Wayne	Nov. 15, 1953
—Half (1st)	4	at Ft. Wayne	Nov. 15, 1953
—Quarter (4th)	1	at Cleveland	Nov. 26, 2002
—Quarter (4th)	1	at New Jersey	Dec. 17, 2000

FEWEST FIELD GOALS ATTEMPTED

—Game	47	at Ft. Wayne	Nov. 15, 1953
—Half (1st)	20	at Ft. Wayne	Nov. 15, 1953
—Quarter (1st)	8	at Ft. Wayne	Nov. 15, 1953

FEWEST FREE THROWS MADE

—Game	3	at Dallas	Feb. 16, 2011
—Half (1st)	0	several times	
—Quarter	0	several times	

FEWEST FREE THROWS ATTEMPTED

—Game	4	vs. Milwaukee	Feb. 25, 1975
—Half (1st)	0	at Minnesota	Jan. 10, 2003
—Half (1st)	0	vs. Indianapolis	Jan. 6, 1951
—Quarter	0	several times	

FEWEST REBOUNDS

—Game	23	at New York	Nov. 15, 1997
—Half (2nd)	7	vs. Phoenix	Jan. 2, 2016
—Quarter	0	several times	

FEWEST OFFENSIVE REBOUNDS (not an official NBA statistic until 1973-74)

—Game	2	at Memphis	Jan. 30, 2016
—Game	2	vs. Atlanta	Mar. 18, 1975

FEWEST DEFENSIVE REBOUNDS (not an official NBA statistic until 1973-74)

—Game	15	vs. LA Clippers	Apr. 11, 1995

FRANCHISE RECORDS

FEWEST ASSISTS			
—Game	9	vs. Detroit	Nov. 11, 2003
FEWEST PERSONAL FOULS			
—Game	7	vs. Houston	Dec. 1, 2002
—Half (1st)	2	several times	
FEWEST STEALS			
—Game	0	vs. Denver	Jan. 6, 2011
—Game	0	vs. Portland	Mar. 22, 2005
—Game	0	at Utah	Apr. 16, 1991
FEWEST BLOCKED SHOTS			
—Game	0	several times	
FEWEST TURNOVERS			
—Game	4	at Houston	Nov. 26, 2014
—Game	4	at Dallas	Jan. 31, 2014
—Game	4	at San Antonio	Dec. 29, 2013
—Game	4	at Dallas	Nov. 26, 1986
—Game	4	at Houston	Nov. 8, 1986
LOWEST FIELD GOAL PERCENTAGE			
—Game (+ 1OT)	.270 (—)	at St. Louis	Nov. 23, 1955

CONSECUTIVE RECORDS

INDIVIDUAL		
Games Played	609,	Jack Twyman, 11/5/55-10/29/63
Most Field Goals	16,	Wayman Tisdale, two games, 3/6-3/8/90
Most Field Goals, Game	15,	Wayman Tisdale, 3/6/90 at Detroit
Most Free Throws	51,	Mike Bibby, 14 games, 3/20-4/16/03
Most Free Throws (Sac-Era)	51,	Mike Bibby, 14 games, 3/20-4/16/03
Most Free Throws, Game	18,	Oscar Robertson, 1/30/62 at St. Louis
Consecutive 20-point games	76,	Oscar Robertson, 1963
Consecutive 20-point games (sac-Era)	18,	Chris Webber, 2000-01
TEAM		
Most Field Goals, Game	14,	3/20/01 vs. Houston*
Most Free Throws, Game	35,	1/24/87 vs. Detroit

* since 1997-98

WAYMAN TISDALE

SUNDRY RECORDS

LARGEST WIN MARGINS

Kansas City-Sacramento Era

58	139-81	vs. Dallas, 12/29/92
56	154-98	vs. Philadelphia, 1/2/93
44	124-80	vs. Cleveland, 1/12/14
44	146-102	vs. Denver, 12/22/82
42	121-79	vs. Chicago, 3/13/13
39	119-80	vs. Chicago, 2/8/00
39	108-69	vs. Miami, 4/10/89
39	144-105	vs. San Diego, 3/6/83
39	124-85	vs. Portland, 12/12/79

Rochester-Cincinnati Era

40	134-94	vs. New York, 12/10/61
34	146-112	vs. LA Lakers, 1/5/71
34	125-91	vs. N.Y. (@ Cleveland), 2/16/68
34	130-96	vs. Detroit, 12/31/57
33	104-71	vs. Fort Wayne, 1/26/52
33	108-75	vs. Sheboygan, 11/1/49

LARGEST LOSS MARGINS

Kansas City-Sacramento Era

62	91-153	at Golden State, 11/2/91
58	82-140	at Milwaukee, 12/15/85
55	85-140	at Phoenix, 4/17/89
48	81-129	at Phoenix, 2/2/09
47	82-129	at Chicago, 2/22/91

Rochester-Cincinnati Era

44	102-146	at Los Angeles, 2/6/68
43	92-135	vs. New York, 2/6/70
43	108-151	at Baltimore, 3/3/65
40	91-131	at Detroit, 12/26/58
39	88-127	at St. Louis, 2/1/58

HIGHEST SCORING GAMES

Kansas City-Sacramento Era

154-98	vs. Philadelphia, 1/2/93
146-102	vs. Denver, 12/22/82
145-129	at New York, 12/8/79
144-105	vs. San Diego, 3/6/83
143-155	at Golden State, 3/4/89
143-132	vs. Chicago, 12/1/82
142-117	vs. Golden State, 2/9/89
142-147	at Portland, 1/6/89 (2 OT)
142-140	vs. Denver, 3/7/85
142-137	vs. Cleveland, 2/28/84 (2 OT)
142-128	vs. Washington, 1/26/79

Rochester-Cincinnati Era

165-151	vs. San Diego, 3/12/70 (1 OT)
156-127	vs. Atlanta, 12/5/69
153-133	vs. Seattle (@ Cleveland), 11/24/67
153-125	at Chicago, 2/21/62
152-132	vs. Philadelphia, 2/13/62
151-133	at Philadelphia, 1/18/62
149-145	vs. New York, 3/5/66 (1 OT)
148-121	vs. San Francisco, 1/16/68
147-130	vs. Detroit (@ Cleveland), 12/15/67
147-119	vs. Chicago, 3/11/67
147-121	vs. Detroit (@ Lima, OH), 2/12/64

LOWEST SCORING GAMES

Kansas City-Sacramento Era

59-101	at Charlotte, 1/10/91
60-99	at Dallas, 1/14/12
63-108	vs. Boston, 12/28/08
66-92	at Portland, 4/14/98
66-95	at Detroit, 12/1/96
67-93	at New Orl./Okla. City, 11/1/05
67-109	at San Antonio, 1/10/98
67-89	at Chicago, 3/19/96

Rochester-Cincinnati Era

53-91	at Milwaukee, 3/14/54
57-69	at Minneapolis, 1/7/51
58-69	at Minneapolis, 2/8/51
58-67	at Minneapolis, 12/12/48
59-70	at Indianapolis, 1/20/53
61-98	at Chicago, 3/20/49
62-61	at Milwaukee, 2/10/54
62-73	at Indianapolis, 1/6/49

OVERALL WIN STREAKS

Roch.-Cin. Era	KC-Sac. Era
15.....2/17/50 to 3/19/50	12.....12/23/01 to 1/21/02
13.....2/10/49 to 3/12/49	11.....3/26/02 to 4/12/02
12.....1/30/64 to 2/17/64	8...11/14/03 to 11/30/03
10.....1/10/49 to 2/1/49	8...11/12/99 to 11/26/99
9.....12/17/49 to 1/4/50	8.....12/2/79 to 12/19/79

HOME WIN STREAKS

Roch.-Cin. Era	KC-Sac. Era
23.....11/1/49 to 2/7/50	20.....12/4/01 to 2/14/02
14.....1/11/49 to 3/12/49	15.....1/4/79 to 2/25/79
13.....12/14/65 to 3/1/66	14.....1/15/06 to 3/21/06
12.....1/23/51 to 3/8/51	13...10/29/02 to 12/17/02
10.....2/19/50 to 3/19/50	12.....1/21/75 to 3/6/75

ROAD WIN STREAKS

Roch.-Cin. Era	KC-Sac. Era
5.....2/2/64 to 2/22/64	9.....3/17/02 to 4/12/02
5...11/24/61 to 12/26/61	5.....1/28/04 to 2/11/04
5.....2/10/49 to 3/10/49	4..... five times, last
5.....1/10/49 to 2/1/49	.....11/13/04 to 12/1/04
4..... several times	

OVERALL LOSING STREAKS

Roch.-Cin. Era	KC-Sac. Era
14.....12/12/71 to 1/9/72	12.....3/9/98 to 4/3/98
14.....1/16/60 to 2/10/60	11.....2/5/96 to 2/26/96
11.....1/10/57 to 1/30/57	11.....12/13/75 to 1/3/76
9.....three times, last	11.....11/16/73 to 12/1/73
.....11/8/59 to 11/21/60	

HOME LOSING STREAKS

Roch.-Cin. Era	KC-Sac. Era
8.....12/12/71 to 1/8/72	8.....11/11/08 to 12/6/08
6...10/30/59 to 11/21/59	8...11/24/93 to 12/19/93
5.....1/20/60 to 2/16/60	7.....3/31/90 to 4/21/90
5.....1/5/57 to 1/26/57	7.....2/14/89 to 3/1/89
4..... several times	6.....three times, last
	.....3/9/98 to 4/3/98

ROAD LOSING STREAKS

Roch.-Cin. Era	KC-Sac. Era
15.....12/26/58 to 3/8/59	37.....11/21/90 to 4/19/91
14.....1/22/71 to 2/28/71	14.....11/12/77 to 1/17/78
11.....12/13/59 to 2/7/60	13.....11/23/08 to 1/6/09
10.....1/21/66 to 2/19/66	13.....3/5/88 to 4/17/88
10.....1/21/51 to 2/22/51	12.....11/22/10 to 1/12/11
	12.....12/5/72 to 1/12/73
	11.....12/26/84 to 2/12/85

FRANCHISE CAREER LEADERS

GAMES PLAYED

1.	Sam Lacey	888
2.	Jack Twyman	823
3.	Oscar Robertson	752
4.	Adrian Smith	653
5.	Wayne Embry	603
6.	Bobby Wanzer	568
7.	Scott Wedman	546
8.	Jason Thompson	541
9.	Peja Stojakovic	518
10.	Mitch Richmond	517

MINUTES

1.	Oscar Robertson	33,088
2.	Sam Lacey	29,991
3.	Jack Twyman	26,147
4.	Jerry Lucas	20,024
5.	Mitch Richmond	19,532
6.	Scott Wedman	18,973
7.	Peja Stojakovic	17,723
8.	Wayne Embry	17,591
9.	Nate Archibald	17,520
10.	Adrian Smith	17,443



OSCAR ROBERTSON

POINTS

1.	Oscar Robertson	22,009
2.	Jack Twyman	15,840
3.	Mitch Richmond	12,070
4.	Nate Archibald	10,894
5.	Sam Lacey	9,895
6.	DeMarcus Cousins	9,894
7.	Peja Stojakovic	9,498
8.	Jerry Lucas	9,107
9.	Eddie Johnson	9,027
10.	Scott Wedman	9,002

REBOUNDS

1.	Sam Lacey	9,353
2.	Jerry Lucas	8,876
3.	Oscar Robertson	6,380
4.	Wayne Embry	6,257
5.	Jack Twyman	5,424
6.	DeMarcus Cousins	5,057
7.	LaSalle Thompson	4,214
8.	Chris Webber	4,006
9.	Arnie Risen	3,812
10.	Jason Thompson	3,746

FIELD GOALS MADE

1.	Oscar Robertson	7,713
2.	Jack Twyman	6,237
3.	Mitch Richmond	4,230
4.	Sam Lacey	4,101
5.	Nate Archibald	3,946
6.	Scott Wedman	3,856
7.	Eddie Johnson	3,723
8.	Chris Webber	3,691
9.	Jerry Lucas	3,650
10.	DeMarcus Cousins	3,557

FIELD GOALS ATTEMPTED

1.	Oscar Robertson	15,785
2.	Jack Twyman	13,873
3.	Mitch Richmond	9,338
4.	Sam Lacey	9,280
5.	Nate Archibald	8,451
6.	Scott Wedman	7,911
7.	Chris Webber	7,807
8.	Eddie Johnson	7,750
9.	DeMarcus Cousins	7,746
10.	Jerry Lucas	7,339

FIELD GOAL PERCENTAGE (min. 1500 att.)

1.	Steve Johnson	.604	(955-1581)
2.	Johnny Green	.575	(1504-2614)
3.	Otis Thorpe	.542	(1978-3647)
4.	Joe Meriweather	.527	(825-1565)
5.	Reggie King	.519	(1216-2343)
6.	Duane Causwell	.516	(920-1783)
7.	Otis Birdsong	.513	(2702-5263)
8.	Wayman Tisdale	.509	(2853-5610)
9.	Lawrence Funderburke	.506	(809-1600)
10.	Mark Olberding	.505	(808-1600)

FREE THROWS MADE

1.	Oscar Robertson	6,583
2.	Jack Twyman	3,366
3.	Nate Archibald	3,002
4.	Mitch Richmond	2,617
5.	DeMarcus Cousins	2,604
6.	Bobby Wanzer	2,388
7.	Adrian Smith	2,173
8.	Arnie Risen	2,023
9.	Bob Davies	2,010
10.	Wayne Embry	1,944

FREE THROWS ATTEMPTED

1.	Oscar Robertson	7,867
2.	Jack Twyman	4,325
3.	Nate Archibald	3,635
4.	DeMarcus Cousins	3,546
5.	Mitch Richmond	3,088
6.	Wayne Embry	3,022
7.	Bobby Wanzer	2,976
8.	Arnie Risen	2,888
9.	Bob Davies	2,647
10.	Adrian Smith	2,611

FREE THROW PERCENTAGE (min 500 att.)

1.	Peja Stojakovic	.893	(1724-1931)
2.	Doug Christie	.863	(825-956)
3.	Spud Webb	.862	(971-1126)
4.	Kevin Martin	.850	(1791-2107)
5.	Ron Boone	.849	(646-761)
6.	Mitch Richmond	.847	(2617-3088)
7.	Jimmy Walker	.846	(751-888)
8.	Beno Udrih	.845	(563-666)
9.	Reggie Theus	.838	(1618-1930)
10.	Oscar Robertson	.837	(6583-7867)

KINGS LEAGUE LEADERS

In 1972-73, Nate Archibald became the first player in NBA history to lead the league in points (34.0) and assists (11.4). Nearly three decades later, he remains the sole individual to claim this achievement. Following is a list of Kings-Royals players who have led the NBA in a statistical category at season's end.

Year	Individual	Category	Stat
1948-49	Arnie Risen	FG%	.423
	Bob Davies	assists	5.4
1951-52	Bobby Wanzer	FT%	.904
1956-57	Maurice Stokes	rebounds	17.4
1957-58	Jack Twyman	FG%	.452
1960-61	Oscar Robertson	assists	9.7
1961-62	Oscar Robertson	assists	11.4
1963-64	Oscar Robertson	assists	11.0
	Jerry Lucas	FG%	.527
1964-65	Oscar Robertson	assists	11.5
1965-66	Oscar Robertson	assists	11.1
1966-67	Adrian Smith	FT%	.903
1967-68	Oscar Robertson	FT%	.873
1968-69	Oscar Robertson	assists	9.8
1969-70	Johnny Green	FG%	.559
1970-71	Johnny Green	FG%	.587
	Norm Van Lier	assists	10.1
1972-73	Nate Archibald	points	34.0
		assists	11.4
1989-90	Rodney McCray	minutes	3238
1990-91	Jim Les	3pt FG%	.461
1994-95	Spud Webb	FT%	.934
1998-99	Chris Webber	rebounds	13.0
2003-04	Peja Stojakovic	FT%	.927
2003-04	Anthony Peeler	3pt FG%	.482
2015-16	Rajon Rondo	assists	11.7

FRANCHISE CAREER LEADERS

ASSISTS

1.	Oscar Robertson	7,731
2.	Sam Lacey	3,563
3.	Nate Archibald	3,499
4.	Reggie Theus	2,809
5.	Mike Bibby	2,580
6.	Larry Drew	2,409
7.	Phil Ford	2,322
8.	Bob Davies	2,250
9.	Mitch Richmond	2,128
10.	Spud Webb	2,024

NATE ARCHIBALD



JERRY LUCAS



JACK TWYMAN

STEALS

1.	Sam Lacey	950
2.	Doug Christie	717
3.	Mitch Richmond	670
4.	DeMarcus Cousins	661
5.	Scott Wedman	640
6.	Mike Bibby	584
7.	Chris Webber	568
8.	Mike Woodson	564
9.	Peja Stojakovic	543
10.	Larry Drew	516

BLOCKED SHOTS

1.	Sam Lacey	1,098
2.	LaSalle Thompson	697
3.	Duane Causwell	695
4.	DeMarcus Cousins	558
5.	Chris Webber	553
6.	Vlade Divac	523
7.	Jason Thompson	394
8.	Lionel Simmons	361
9.	Brad Miller	353
10.	Wayman Tisdale	280



SAM LACEY

PERSONAL FOULS

1.	Sam Lacey	3,127
2.	Jack Twyman	2,782
3.	Oscar Robertson	2,313
4.	Wayne Embry	2,225
5.	DeMarcus Cousins	1,809
6.	LaSalle Thompson	1,796
7.	Arnie Risen	1,791
8.	Scott Wedman	1,781
9.	Jason Thompson	1,671
10.	Adrian Smith	1,650

DISQUALIFICATIONS

1.	Sam Lacey	74
2.	Wayne Embry	56
	Jack Twyman	56
4.	Bill Robinzine	52
5.	DeMarcus Cousins	46
6.	Steve Johnson	41
	Arnie Risen	41
8.	Arlen Bockhorn	39
9.	Alex Hannum	37
10.	four players with	34

3-POINT FIELD GOALS MADE

1.	Peja Stojakovic	1,070
2.	Mitch Richmond	993
3.	Mike Bibby	775
4.	Francisco Garcia	475
5.	Kevin Martin	459
6.	Bobby Jackson	381
7.	Marcus Thornton	358
8.	Jason Williams	343
9.	Isaiah Thomas	325
10.	Doug Christie	316

3-POINT FIELD GOALS ATTEMPTED

1.	Peja Stojakovic	2,687
2.	Mitch Richmond	2,460
3.	Mike Bibby	2,056
4.	Francisco Garcia	1,319
5.	Jason Williams	1,139
6.	Kevin Martin	1,190
7.	Bobby Jackson	1,070
8.	Marcus Thornton	1,015
9.	Isaiah Thomas	904
10.	Doug Christie	872

3-POINT FG PERCENTAGE (min. 200 att.)

1.	Cuttino Mobley	.424	(92-217)
2.	Jim Les	.416	(190-457)
3.	Mitch Richmond	.404	(993-2460)
4.	Jimmer Fredette	.402	(179-445)
5.	Peja Stojakovic	.398	(1070-2687)
6.	Omri Casspi	.387	(314-811)
7.	Kevin Martin	.386	(459-1190)
8.	Danny Ainge	.378	(166-439)
9.	Mike Bibby	.377	(775-2056)
10.	Jon Barry	.373	(136-365)

LONGEST TENURES

Following is a list of players with the longest tenures in Kings-Royals franchise history.

# Yrs.	Player (years)
12	Sam Lacey (1970-71 thru 1981-82)
11	Jack Twyman (1955-56 thru 1965-66)
10	Oscar Robertson (1960-61 thru 1969-70)
9	Adrian Smith (1961-62 thru 1969-70)
9	Bobby Wanzer (1948-49 thru 1956-57)
8	Francisco Garcia (2005-06 thru 2012-13)
8	Corliss Williamson (1995-96 thru 1990-00, 2004-05 thru 2006-07)
8	Wayne Embry (1958-59 thru 1965-66)
7	Jason Thompson (2008-09 thru 2014-15)
7	Mike Bibby (2001-02 thru 2007-08)
7	Arlen Bockhorn (1958-59 thru 1964-65)
7	Duane Causwell (1990-91 thru 1996-97)
7	Bob Davies (1948-49 thru 1954-55)
7	Jerry Lucas (1963-64 thru 1969-70)
7	Mitch Richmond (1991-92 thru 1997-98)
7	Arnie Risen (1948-49 thru 1954-55)
7	Lionel Simmons (1990-91 thru 1996-97)
7	Peja Stojakovic (1998-99 thru 2004-05)
7	LaSalle Thompson (1982-83 thru 1988-89)
7	Scott Wedman (1974-75 thru 1980-81)
7	DeMarcus Cousins (2010-11 thru 2015-16)

SAC-ERA CAREER LEADERS

POINTS

1.	Mitch Richmond	12,070
2.	DeMarcus Cousins	9,894
3.	Peja Stojakovic	9,498
4.	Chris Webber	8,843
5.	Mike Bibby	8,384
6.	Wayman Tisdale	6,808
7.	Lionel Simmons	5,833
8.	Kevin Martin	5,660
9.	Vlade Divac	5,176
10.	Brad Miller	5,117

REBOUNDS

1.	DeMarcus Cousins	5,057
2.	Chris Webber	4,006
3.	Vlade Divac	3,538
4.	Brad Miller	3,305
5.	Jason Thompson	3,746
6.	Olden Polynice	3,053
7.	Lionel Simmons	2,833
8.	Wayman Tisdale	2,676
9.	Peja Stojakovic	2,581
10.	LaSalle Thompson	2,276

ASSISTS

1.	Mike Bibby	2,580
2.	Mitch Richmond	2,128
3.	Spud Webb	2,024
4.	Reggie Theus	1,943
5.	Chris Webber	1,791
6.	Vlade Divac	1,693
7.	Brad Miller	1,542
8.	Doug Christie	1,505
9.	Lionel Simmons	1,498
10.	DeMarcus Cousins	1,402

FIELD GOALS MADE

1.	Mitch Richmond	4,230
2.	Chris Webber	3,691
3.	DeMarcus Cousins	3,557
4.	Peja Stojakovic	3,352
5.	Mike Bibby	3,008
6.	Wayman Tisdale	2,853
7.	Lionel Simmons	2,242
8.	Jason Thompson	2,060
9.	Corliss Williamson	1,995
10.	Vlade Divac	1,967

FIELD GOALS ATTEMPTED

1.	Mitch Richmond	9,338
2.	Chris Webber	7,807
3.	DeMarcus Cousins	7,746
4.	Peja Stojakovic	7,269
5.	Mike Bibby	6,859
6.	Wayman Tisdale	5,610
7.	Lionel Simmons	5,179
8.	Jason Thompson	4,147
9.	Vlade Divac	4,115
10.	Corliss Williamson	4,057

FIELD GOAL PERCENTAGE (min. 1000 att.)

1.	Michael Smith	.548	(592-1080)
2.	Otis Thorpe	.529	(1567-2962)
3.	Duane Causwell	.516	(920-1783)
4.	Scot Pollard	.510	(604-1184)
5.	Wayman Tisdale	.509	(2853-5610)
6.	Carl Landry	.508	(656-1292)
7.	Lawrence Funderburke	.506	(809-1600)
8.	Antoine Carr	.503	(856-1701)
9.	Brian Grant	.501	(931-1858)
10.	Jason Thompson	.497	(2060-4147)

FREE THROWS MADE

1.	Mitch Richmond	2,617
2.	DeMarcus Cousins	2,604
3.	Kevin Martin	1,791
4.	Peja Stojakovic	1,724
5.	Mike Bibby	1,593
6.	Chris Webber	1,406
7.	Lionel Simmons	1,306
8.	Brad Miller	1,271
9.	Vlade Divac	1,209
10.	Reggie Theus	1,154

FREE THROWS ATTEMPTED

1.	DeMarcus Cousins	3,546
2.	Mitch Richmond	3,088
3.	Chris Webber	2,034
4.	Kevin Martin	2,017
5.	Mike Bibby	1,947
6.	Peja Stojakovic	1,931
7.	Vlade Divac	1,789
8.	Lionel Simmons	1,694
9.	Brad Miller	1,568
10.	Corliss Williamson	1,513

FREE THROW PERCENTAGE (min 250 att.)

1.	Peja Stojakovic	.893	(1724-1931)
2.	Doug Christie	.863	(825-956)
3.	Vinny Del Negro	.863	(220-255)
4.	Spud Webb	.862	(971-1126)
5.	Isaiah Thomas	.857	(753-879)
6.	Kevin Martin	.850	(1791-2107)
7.	Marcus Thornton	.847	(389-459)
	Mitch Richmond	.847	(2617-3088)
9.	Beno Udrih	.845	(563-666)
10.	Reggie Theus	.842	(1154-1370

SAC-ERA CAREER LEADERS

DOUG CHRISTIE

DUANE CAUSWELL

PEJA STOJAKOVIC

STEALS

1.	Doug Christie	717
2.	Mitch Richmond	670
3.	DeMarcus Cousins	661
4.	Mike Bibby	584
5.	Chris Webber	568
6.	Peja Stojakovic	543
7.	Lionel Simmons	514
8.	Vlade Divac	453
9.	Spud Webb	397
10.	Francisco Garcia	391

BLOCKED SHOTS

1.	Duane Causwell	695
2.	DeMarcus Cousins	558
3.	Chris Webber	553
4.	Vlade Divac	523
5.	Jason Thompson	394
6.	LaSalle Thompson	363
7.	Lionel Simmons	361
8.	Brad Miller	353
9.	Francisco Garcia	343
10.	Wayman Tisdale	280

MINUTES

1.	Mitch Richmond	19,532
2.	Peja Stojakovic	17,723
3.	Mike Bibby	16,982
4.	DeMarcus Cousins	14,996
5.	Chris Webber	14,627
6.	Jason Thompson	14,348
7.	Vlade Divac	13,676
8.	Lionel Simmons	13,472
9.	Brad Miller	13,283
10.	Wayman Tisdale	12,522

3-POINT FIELD GOALS MADE

1.	Peja Stojakovic	1,070
2.	Mitch Richmond	993
3.	Mike Bibby	775
4.	Francisco Garcia	475
5.	Kevin Martin	459
6.	Bobby Jackson	381
7.	Marcus Thornton	358
8.	Jason Williams	343
9.	Isaiah Thomas	325
10.	Doug Christie	316

3-POINT FIELD GOALS ATTEMPTED

1.	Peja Stojakovic	2,687
2.	Mitch Richmond	2,460
3.	Mike Bibby	2,056
4.	Francisco Garcia	1,319
5.	Jason Williams	1,139
6.	Kevin Martin	1,190
7.	Bobby Jackson	1,070
8.	Marcus Thornton	1,015
9.	Isaiah Thomas	904
10.	Doug Christie	872

3-POINT FG PERCENTAGE (min. 200 att.)

1.	Cuttino Mobley	.424	(92-217)
2.	Jim Les	.416	(190-457)
3.	Mitch Richmond	.404	(993-2460)
4.	Jimmer Fredette	.402	(179-445)
5.	Peja Stojakovic	.398	(1070-2687)
6.	Omri Casspi	.387	(314-811)
7.	Kevin Martin	.386	(459-1190)
8.	Danny Ainge	.378	(166-439)
9.	Mike Bibby	.377	(775-2056)
10.	Jon Barry	.373	(136-365)

GAMES PLAYED

1.	Jason Thompson	541
2.	Peja Stojakovic	518
3.	Mitch Richmond	517
4.	Mike Bibby	476
5.	DeMarcus Cousins	470
6.	Corliss Williamson	466
7.	Francisco Garcia	462
8.	Vlade Divac	454
	Lionel Simmons	454
10.	Duane Causwell	429

PERSONAL FOULS

1.	DeMarcus Cousins	1,809
2.	Jason Thompson	1,671
3.	Mitch Richmond	1,404
4.	Vlade Divac	1,349
5.	Wayman Tisdale	1,274
6.	Duane Causwell	1,257
7.	Corliss Williamson	1,253
8.	Chris Webber	1,240
9.	Brad Miller	1,199
10.	Lionel Simmons	1,106

DISQUALIFICATIONS

1.	DeMarcus Cousins	46
2.	Jason Thompson	28
	Duane Causwell	28
4.	LaSalle Thompson	21
5.	Wayman Tisdale	20
6.	Otis Thorpe	18
7.	Brad Miller	17
8.	Antoine Carr	16
	Mitch Richmond	16
10.	Walt Williams	15

TOP SINGLE-GAME PERFORMANCES

KINGS-ROYALS 40-PLUS POINT PERFORMANCES

Rochester-Cincinnati-Kansas City-Sacramento (Sacramento in bold)

59	Jack Twyman	1/15/60 vs. Minneapolis
56	**DeMarcus Cousins**	**1/25/16 vs. Charlotte (2OT)**
56	Oscar Robertson	12/18/64 vs. Los Angeles
55	**DeMarcus Cousins**	**12/20/16 vs. Portland**
55	Nate Archibald	2/23/72 vs. Portland
52	Nate Archibald	1/27/73 @ Atlanta
52	Nate Archibald	1/9/73 vs. New York
51	**Chris Webber**	**1/5/01 vs. Indiana (1 OT)**
51	Nate Archibald	11/18/72 vs. Houston
50	**Kevin Martin**	**4/1/09 @ Golden State (1 OT)**
50	Oscar Robertson	2/6/65 vs. Phila. (Syracuse)
50	Jack Twyman	2/28/59 vs. St. Louis
49	Otis Birdsong	1/29/80 @ Denver
49	Nate Archibald	2/13/73 vs. Houston
49	Nate Archibald	2/2/72 vs. New York
49	Oscar Robertson	11/15/61 @ Philadelphia
49	Jack Twyman	11/11/59 @ Boston
48	**DeMarcus Cousins**	**1/23/16 vs. Indiana**
48	**Kevin Martin**	**1/12/09 vs. Memphis**
48	**Kevin Martin**	**3/7/08 vs. Minnesota**
48	Mike Woodson	2/20/83 vs. Houston
48	Nate Archibald	1/16/73 vs. Seattle
48	Oscar Robertson	11/10/66 vs. Boston
48	Oscar Robertson	12/3/65 @ Los Angeles
48	Oscar Robertson	12/27/64 @ Baltimore
48	Oscar Robertson	3/14/64 @ St. Louis
48	Oscar Robertson	2/2/64 @ Boston (1 OT)
48	Oscar Robertson	12/5/63 vs. Boston
47	**Mitch Richmond**	**12/15/95 @ Houston**
47	Nate Archibald	11/15/72 vs. Seattle
47	Nate Archibald	3/13/71 vs. Atlanta
47	Oscar Robertson	2/6/62 vs. Detroit
47	Jack Twyman	10/30/59 vs. Syracuse
46	**DeMarcus Cousins**	**1/30/17 @ Philadelphia**
46	Nate Archibald	3/22/72 vs. Detroit
46	Nate Archibald	3/12/72 vs. Golden State
46	Oscar Robertson	2/15/67 vs. New York
46	Jack Twyman	3/4/59 vs. Minneapolis
45	Scott Wedman	1/2/80 @ Utah (1 OT)
45	**Kevin Martin**	**1/3/09 @ Indiana**
45	**Danny Ainge**	**3/4/89 @ Golden State**
45	Nate Archibald	12/30/72 @ Golden State
45	Nate Archibald	3/26/72 @ Cleveland
45	Nate Archibald	3/19/72 vs. Buffalo
45	Nate Archibald	2/5/72 vs. Detroit
45	Connie Dierking	2/22/70 vs. Philadelphia
45	Oscar Robertson	2/17/64 vs. San Francisco
45	Oscar Robertson	12/14/61 @ Los Angeles
45	Oscar Robertson	12/27/60 vs. Syracuse
45	Jack Twyman	3/8/59 @ Boston
45	Jack Twyman	11/19/58 vs. Boston
44	**Mike Bibby**	**1/24/06 @ Philadelphia**
44	**Mitch Richmond**	**4/8/95 vs. LA Clippers (1 OT)**
44	Nate Archibald	3/20/73 vs. Buffalo
44	Tom Van Arsdale	2/13/72 @ Houston
44	Oscar Robertson	12/11/69 @ Detroit (1 OT)
44	Oscar Robertson	3/5/66 vs. New York (1 OT)
44	Oscar Robertson	2/18/66 @ Baltimore
44	Oscar Robertson	2/2/66 @ Los Angeles
44	Oscar Robertson	11/27/65 @ New York
44	Oscar Robertson	2/3/65 vs. Los Angeles
44	Oscar Robertson	2/15/64 @ New York
44	Oscar Robertson	1/19/64 @ St. Louis
44	Oscar Robertson	11/15/60 vs. Philadelphia
43	**Kevin Martin**	**11/16/07 vs. New York (2 OT)**
43	Ron Boone	3/29/77 vs. New York
43	Nate Archibald	2/22/73 vs. Milwaukee (1 OT)
43	Nate Archibald	10/21/72 vs. Atlanta
43	Nate Archibald	1/14/72 vs. Atlanta
43	Oscar Robertson	1/5/68 @ Detroit
43	Oscar Robertson	3/13/67 @ Chicago
43	Oscar Robertson	3/4/67 vs. Baltimore
43	Oscar Robertson	1/6/67 vs. Chicago
43	Oscar Robertson	12/22/65 @ Baltimore (1 OT)
43	Oscar Robertson	2/29/64 @ Philadelphia
43	Oscar Robertson	3/10/63 @ Boston (Playoffs)
43	Oscar Robertson	1/23/63 vs. Boston
43	Oscar Robertson	2/19/61 vs. Los Angeles
43	Oscar Robertson	12/26/60 @ Detroit
43	Jack Twyman	1/8/60 vs. St. Louis
42	**DeMarcus Cousins**	**1/21/17 @ Chicago**
42	**Marcus Thornton**	**1/24/14 vs. Indiana**
42	**Marcus Thornton**	**3/14/11 vs. Golden State**
42	**Mike Bibby**	**1/29/06 @ Toronto (1 OT)**
42	**Mike Bibby**	**1/15/06 vs. Orlando**
42	**Lionel Simmons**	**3/23/91 vs. Phoenix**
42	Otis Birdsong	12/5/80 vs. Houston
42	Nate Archibald	10/10/73 vs. Chicago
42	Nate Archibald	3/13/73 @ Baltimore
42	Nate Archibald	2/10/73 vs. Chicago
42	Nate Archibald	1/11/73 vs. Golden State
42	Nate Archibald	1/26/72 @ Philadelphia
42	Nate Archibald	12/1/71 vs. Chicago
42	Tom Van Arsdale	3/16/70 vs. Chi. (1 OT, Omaha)
42	Oscar Robertson	1/3/69 vs. Baltimore
42	Oscar Robertson	1/31/68 vs. New York
42	Oscar Robertson	2/19/66 @ New York
42	Oscar Robertson	2/9/65 vs. Boston
42	Oscar Robertson	1/9/65 @ Baltimore
42	Oscar Robertson	2/7/64 vs. Philadelphia
42	Oscar Robertson	12/8/62 vs. Los Angeles
42	Oscar Robertson	11/7/62 vs. Boston
42	Oscar Robertson	2/13/62 vs. Philadelphia
42	Oscar Robertson	1/2/61 vs. Syracuse (Utica)
42	Oscar Robertson	11/27/60 vs. New York
42	Jack Twyman	2/23/60 vs. Syracuse
42	Jack Twyman	1/2/60 vs. New York
42	Jack Twyman	12/27/59 vs. Boston
41	**Rudy Gay**	**1/21/14 @ New Orleans**
41	**DeMarcus Cousins**	**4/3/12 vs. Phoenix**
41	**Peja Stojakovic**	**12/23/03 vs. Memphis**
41	**Chris Webber**	**3/9/01 vs. Denver**
41	**Chris Webber**	**3/7/01 at Phoenix**
41	**Chris Webber**	**2/2/01 vs. Vancouver**
41	**Mitch Richmond**	**2/13/97 vs. LA Clippers**
41	**Mitch Richmond**	**1/4/96 vs. Denver**
41	**Antoine Carr**	**2/20/91 vs. Cleveland**
41	Scott Wedman	3/18/81 vs. Denver
41	Nate Archibald	1/21/75 vs. Portland
41	Nate Archibald	2/28/73 @ Phoenix
41	Nate Archibald	12/15/72 vs. Detroit (1 OT)
41	Nate Archibald	12/12/72 vs. Cleveland
41	Nate Archibald	12/10/72 vs. Atlanta
41	Nate Archibald	1/16/72 vs. Cle. (Las Cruces)
41	Nate Archibald	1/7/72 @ Detroit
41	Oscar Robertson	1/25/70 vs. Baltimore
41	Oscar Robertson	11/21/69 vs. Chicago
41	Tom Van Arsdale	11/2/69 @ Los Angeles
41	Oscar Robertson	12/28/67 vs. S.F. (Cleveland)
41	Connie Dierking	3/19/68 @ Philadelphia
41	Connie Dierking	3/3/68 @ Seattle
41	Jerry Lucas	11/9/67 @ New York
41	Oscar Robertson	10/18/67 vs. San Francisco
41	Oscar Robertson	11/30/65 vs. Los Angeles
41	Oscar Robertson	11/10/65 vs. New York
41	Oscar Robertson	1/4/64 @ New York
41	Oscar Robertson	1/10/63 vs. Boston
41	Oscar Robertson	3/2/62 vs. Det. (Fort Wayne)
41	Oscar Robertson	2/28/62 vs. Boston
41	Jack Twyman	1/30/61 vs. Boston
41	Oscar Robertson	12/1/60 vs. Syracuse
41	Jack Twyman	1/8/59 vs. Syracuse (3 OT)
40	**DeMarcus Cousins**	**2/14/17 @ LA Lakers**
40	**DeMarcus Cousins**	**3/7/16 at New Orleans**
40	**DeMarcus Cousins**	**11/13/15 vs. Brooklyn**
40	**Rudy Gay**	**10/31/14 vs. Portland**
40	**Kevin Martin**	**12/21/06 vs. Washington**
40	**Mike Bibby**	**1/19/06 vs. LA Lakers (1 OT)**
40	**Mike Bibby**	**2/4/05 vs. New York**
40	**Corliss Williamson**	**3/4/98 vs. Detroit**
40	**Mitch Richmond**	**12/30/96 @ Phoenix**
40	**Mitch Richmond**	**12/27/93 @ Orlando**
40	**Wayman Tisdale**	**3/23/93 vs. LA Clippers**
40	**Walt Williams**	**1/2/93 vs. Philadelphia**
40	**Wayman Tisdale**	**3/6/90 @ Detroit**
40	**Wayman Tisdale**	**12/8/89 @ Golden State**
40	Eddie Johnson	3/3/85 @ LA Clippers (1 OT)
40	Eddie Johnson	10/30/83 vs. Seattle
40	Ron Boone	3/18/78 @ Boston
40	Nate Archibald	3/28/75 @ Los Angeles
40	Nate Archibald	3/25/75 @ New Orleans
40	Nate Archibald	1/25/75 @ New York
40	Nate Archibald	11/17/72 vs. Cleveland
40	Nate Archibald	12/22/71 vs. Atlanta
40	Tom Van Arsdale	2/12/71 @ San Francisco
40	Oscar Robertson	1/22/70 vs. Boston
40	Oscar Robertson	3/1/66 vs. Philadelphia
40	Oscar Robertson	2/21/66 vs. Phila. (Dayton)
40	Oscar Robertson	12/29/65 vs. Los Angeles
40	Oscar Robertson	3/26/65 @ Phila. (Playoffs)
40	Oscar Robertson	2/21/65 @ New York
40	Oscar Robertson	11/25/64 @ Baltimore
40	Oscar Robertson	1/18/64 vs. St. Louis
40	Oscar Robertson	12/6/63 @ Boston
40	Oscar Robertson	2/13/61 vs. L.A. (Dayton)
40	Jack Twyman	2/20/60 vs. Detroit
40	Jack Twyman	1/1/60 vs. Boston (Detroit)
40	Jack Twyman	1/28/56 vs. Boston

TOP SINGLE-GAME PERFORMANCES

KINGS 40-PLUS POINT PERFORMANCES IN THE SACRAMENTO KINGS ERA (1985-86 - PRESENT)

POINTS

56	DeMarcus Cousins	1/25/16 vs. Charlotte (2OT)
55	DeMarcus Cousins	12/20/16 vs. Portland
51	Chris Webber	1/5/01 vs. Indiana (1 OT)
50	Kevin Martin	4/1/09 @ Golden State (1 OT)
48	DeMarcus Cousins	1/23/16 vs. Indiana
48	Kevin Martin	11/2/09 vs. Memphis
48	Kevin Martin	3/7/08 vs. Minnesota
47	Mitch Richmond	12/15/95 @ Houston
46	DeMarcus Cousins	1/30/17 @ Philadelphia
45	Kevin Martin	1/3/09 @ Indiana
45	Danny Ainge	3/4/89 @ Golden State
44	Mike Bibby	1/24/06 @ Philadelphia
44	Mitch Richmond	4/8/95 vs. LA Clippers (1 OT)
43	Kevin Martin	11/16/07 vs. New York (2 OT)
42	DeMarcus Cousins	1/21/17 @ Chicago
42	Marcus Thornton	1/24/14 vs. Indiana
42	Marcus Thornton	3/14/11 vs. Golden State
42	Mike Bibby	1/29/06 @ Toronto (1 OT)
42	Mike Bibby	1/15/06 vs. Orlando
42	Lionel Simmons	3/23/91 vs. Phoenix
41	Rudy Gay	1/21/14 @ New Orleans
41	DeMarcus Cousins	4/3/12 vs. Phoenix
41	Peja Stojakovic	12/23/03 vs. Memphis
41	Chris Webber	3/9/01 vs. Denver
41	Chris Webber	3/7/01 at Phoenix
41	Chris Webber	2/2/01 vs. Vancouver
41	Mitch Richmond	2/13/97 vs. LA Clippers
41	Mitch Richmond	1/4/96 vs. Denver
41	Antoine Carr	2/20/91 vs. Cleveland
40	DeMarcus Cousins	2/14/17 @ LA Lakers
40	DeMarcus Cousins	3/7/16 at New Orleans
40	DeMarcus Cousins	11/13/15 vs. Brooklyn
40	Rudy Gay	10/31/14 vs. Portland
40	Kevin Martin	12/21/06 vs. Washington
40	Mike Bibby	1/19/06 vs. LA Lakers (1 OT)
40	Mike Bibby	2/4/05 vs. New York
40	Corliss Williamson	3/4/98 vs. Detroit
40	Mitch Richmond	12/30/96 @ Phoenix
40	Mitch Richmond	12/27/93 @ Orlando
40	Wayman Tisdale	3/23/93 vs. LA Clippers
40	Walt Williams	1/2/93 vs. Philadelphia
40	Wayman Tisdale	3/6/90 @ Detroit
40	Wayman Tisdale	12/8/89 @ Golden State

REBOUNDS

26	Chris Webber	1/5/01 vs. Indiana
24	DeMarcus Cousins	3/13/15 @ Philadelphia
22	DeMarcus Cousins	4/17/13 vs. LA Clippers
22	Brad Miller	1/14/09 @ Golden State (3 OT)
22	Chris Webber	11/23/99 vs. New Jersey
22	LaSalle Thompson	11/16/88 @ LA Clippers
21	DeMarcus Cousins	4/1/15 @ Houston
21	Brad Miller	1/30/08 vs. Charlotte
21	Chris Webber	4/15/99 vs. Seattle
21	Olden Polynice	2/18/97 vs. Minnesota
21	Olden Polynice	3/11/94 @ Milwaukee
21	LaSalle Thompson	1/8/86 @ Indiana

ASSISTS

20	Rajon Rondo	1/25/16 vs. Charlotte (2 OT)
20	Rajon Rondo	11/23/15 @ Charlotte (1 OT)
19	Rajon Rondo	1/4/16 @ Oklahoma City
19	Rajon Rondo	12/5/15 @ Houston
18	Rajon Rondo	2/24/16 vs. San Antonio
18	Rajon Rondo	11/19/15 @ Miami
18	Jason Williams	1/4/00 @ Cleveland
18	Reggie Theus	4/5/86 vs. Phoenix
18	Reggie Theus	3/11/86 vs. San Antonio
18	Reggie Theus	2/25/86 @ Seattle
17	Rajon Rondo	3/2/16 @ Memphis
17	Rajon Rondo	1/20/16 @ L.A. Lakers
17	Rajon Rondo	12/23/15 @ Indiana
17	Beno Udrih	3/21/10 at LA Clippers
17	Bobby Hurley	3/3/95 @ LA Lakers (2 OT)
17	Spud Webb	3/23/93 vs. LA Clippers
17	Jim Les	3/2/91 @ Seattle
17	Reggie Theus	3/25/86 vs. Portland

DeMARCUS COUSINS

CHRIS WEBBER

RAJON RONDO

TOP SINGLE-GAME PERFORMANCES

TOP REBOUNDING PERFORMANCES

Rochester-Cincinnati Royals Era

40	Jerry Lucas	2/29/64 @ Philadelphia
38	Maurice Stokes	1/14/56 vs. Syracuse
37	Jerry Lucas	1/20/65 @ Detroit
35	Jerry Lucas	11/13/65 vs. Baltimore
34	Jerry Lucas	2/12/68 vs. Chicago (Cleveland)
34	Maurice Stokes	1/21/56 vs. St. L (Saratoga Spr.)
33	Jerry Lucas	11/11/66 @ Baltimore
33	Maurice Stokes	1/16/57 vs. St. Louis
32	Jerry Lucas	10/21/67 vs. Chicago
32	Jerry Lucas	2/15/66 vs. Boston
32	Jerry Lucas	1/25/66 vs. Boston
31	Jerry Lucas	2/12/69 vs. San Diego
31	Jerry Lucas	1/2/69 @ San Francisco
31	Jerry Lucas	11/23/66 vs. Philadelphia
31	Jerry Lucas	10/28/65 vs. Boston
31	Jerry Lucas	3/6/65 @ San Francisco
31	Jerry Lucas	11/7/64 @ Philadelphia
30	Jerry Lucas	11/23/65 vs. Detroit (New York)
30	Jerry Lucas	3/21/65 @ Boston
30	Maurice Stokes	11/8/57 vs. Boston
30	Maurice Stokes	2/1/57 vs. Ft. Wayne (Cincinnati)
30	Maurice Stokes	2/1/56 vs. Syracuse

Kansas City-Sacramento Kings Era

26	Chris Webber	1/5/01 vs. Indiana
26	Sam Lacey	11/25/73 vs. Seattle
25	Sam Lacey	11/10/74 vs. Boston
25	Sam Lacey	2/2/71 @ New York
24	**DeMarcus Cousins**	**3/13/15 @ Philadelphia**
24	Sam Lacey	1972-73, date n/a
23	Sam Lacey	3/8/78 vs. New Jersey
23	Sam Lacey	11/21/75 vs. Chicago
23	Sam Lacey	10/30/74 vs. Milwaukee
23	Sam Lacey	2/15/74 @ Philadelphia
22	**DeMarcus Cousins**	**4/17/13 vs. LA Clippers**
22	Brad Miller	1/14/09 @ Golden State (3 OT)
22	Chris Webber	11/23/99 vs. New Jersey
22	LaSalle Thompson	11/16/88 @ LA Clippers
22	Sam Lacey	11/24/74 vs. Cleveland
22	Sam Lacey	2/19/74 vs. Los Angeles
22	Sam Lacey	12/1/73 @ Golden State
22	Ron Riley	11/2/73 vs. Seattle
21	**DeMarcus Cousins**	**4/1/15 @ Houston**
21	Brad Miller	1/30/08 vs. Charlotte
21	Chris Webber	4/15/99 vs. Seattle
21	Olden Polynice	2/18/97 vs. Minnesota
21	Olden Polynice	3/11/94 @ Milwaukee
21	LaSalle Thompson	1/8/86 @ Indiana
21	Sam Lacey	12/26/79 vs. Los Angeles
21	Sam Lacey	11/13/74 @ Washington
21	John Block	1972-73, date n/a
20	29 times	(Sam Lacey 13 times)

TOP ASSIST PERFORMANCES

Rochester-Cincinnati Royals Era

22	Oscar Robertson	3/5/66 vs. New York
22	Oscar Robertson	10/29/61 vs. Syracuse
21	Oscar Robertson	2/14/64 vs. New York
20	Oscar Robertson	3/4/69 @ Phoenix
20	Oscar Robertson	2/28/65 vs. New York (Dayton)
20	Oscar Robertson	12/28/64 vs. San Francisco
20	Oscar Robertson	12/11/61 vs. Chicago (Dayton)
20	Oscar Robertson	2/19/61 vs. Los Angeles
20	Bob Davies	1/22/55 vs. Boston
19	Oscar Robertson	12/6/67 vs. Philadelphia
19	Oscar Robertson	1/18/68 vs. S.D. (Cleveland)
19	Oscar Robertson	12/14/66 @ Los Angeles
19	Oscar Robertson	3/18/65 vs. Baltimore
19	Oscar Robertson	12/1/64 vs. Detroit (Indianapolis)
19	Oscar Robertson	1/5/64 vs. Baltimore
19	Oscar Robertson	1/4/63 vs. San Francisco
19	Oscar Robertson	12/13/62 vs. Chicago (Indianapolis)
19	Oscar Robertson	1/11/62 vs. Philadelphia
19	Oscar Robertson	12/8/61 vs. St. Louis
18	15 times	(Oscar Robertson 9 times)

Kansas City-Sacramento Kings Era

22	Phil Ford	2/21/79 vs. Milwaukee
21	Phil Ford	2/23/79 vs. Phoenix
21	Nate Archibald	12/15/72 vs. Detroit (1OT)
20	Rajon Rondo	1/25/16 vs. Charlotte (2 OT)
20	Rajon Rondo	11/23/15 @ Charlotte (1 OT)
20	Nate Archibald	3/2/73 @ Golden State
20	Nate Archibald	2/9/73 @ Houston
19	Rajon Rondo	1/4/16 @ Oklahoma City
19	Rajon Rondo	12/5/15 @ Houston
19	Nate Archibald	2/6/73 @ Chicago
19	Nate Archibald	11/10/72 @ Seattle
18	Rajon Rondo	2/24/16 vs. San Antonio
18	Rajon Rondo	11/19/15 @ Miami
18	Jason Williams	1/4/00 @ Cleveland
18	Reggie Theus	4/5/86 vs. Phoenix
18	Reggie Theus	3/11/86 vs. San Antonio
18	Reggie Theus	2/25/86 @ Seattle
18	Nate Archibald	12/25/72 vs. Milwaukee
18	Nate Archibald	12/2/72 @ Houston
18	Nate Archibald	11/8/72 vs. Philadelphia
17	Rajon Rondo	3/2/16 @ Memphis
17	Rajon Rondo	1/20/16 @ L.A. Lakers
17	Rajon Rondo	12/23/15 @ Indiana

TOP OPPONENT PERFORMANCES

Points

65	Wilt Chamberlain	2/13/62 vs. Philadelphia
62	Wilt Chamberlain	11/15/64 vs. San Francisco
61	Wilt Chamberlain	11/21/62 @ San Francisco
61	George Mikan	1/20/52 @ Minneapolis
60	Wilt Chamberlain	1/26/69 vs. L.A. (Cleveland)
59	Wilt Chamberlain	11/18/62 vs. San Francisco
58	Wilt Chamberlain	2/13/67 @ Philadelphia
58	Wilt Chamberlain	2/25/61 vs. Philadelphia
57	Rick Barry	10/29/66 vs. San Francisco
57	Wilt Chamberlain	12/19/61 vs. Philadelphia
	Most in KC Kings Era	
53	Gail Goodrich	3/28/75 @ Los Angeles
	Most in Sac Kings Era	
53	Tony Delk	1/2/01 vs. Phoenix

Rebounds

40	Bill Russell	12/12/58 @ Boston (1 OT)
39	Wilt Chamberlain	12/28/59 vs. Phila. (St. Louis)
38	Wilt Chamberlain	12/18/60 vs. Philadelphia
37	Wilt Chamberlain	1/24/60 vs. Philadelphia
36	Wilt Chamberlain	2/28/67 vs. Phila. (Syracuse)
36	Bill Russell	3/21/65 @ Boston
36	George Mikan	1/20/52 @ Minneapolis
35	Bill Russell	4/9/64 @ Boston (Playoffs)
35	Bill Russell	1/12/62 @ Boston
35	Wilt Chamberlain	11/8/59 @ Philadelphia
35	Bob Pettit	3/2/58 @ St. Louis
	Most in KC-Sac Kings Era	
31	Dennis Rodman	3/14/92 vs. Detroit

Assists

21	Sherman Douglas	12/8/93 @ Boston
21	Nate McMillan	3/31/87 @ Seattle
21	Isiah Thomas	12/22/84 vs. Detroit
20	Steve Nash	12/5/06 @ Phoenix
20	John Lucas	12/23/83 vs. San Antonio
20	Kevin Porter	1/22/78 @ New Jersey
20	Guy Rodgers	3/1/63 @ San Francisco
19	Chris Paul	2/1/08 vs. New Orleans
19	Chauncey Billups	12/14/05 @ Detroit
19	Steve Nash	4/1/04 @ Dallas
19	Michael Adams	2/12/92 vs. Washington
19	John Stockton	1/5/91 vs. Utah
19	John Stockton	3/24/88 @ Utah
19	John Stockton	2/29/88 vs. Utah
19	John Stockton	1/2/88 vs. Utah
19	Magic Johnson	3/22/87 @ LA Lakers
19	Magic Johnson	3/21/84 vs. LA Lakers
19	Guy Rodgers	3/3/63 @ San Francisco
19	Bob Cousy	2/19/63 @ Boston

TOP SINGLE-GAME PERFORMANCES

TRIPLE-DOUBLE PERFORMANCES IN THE SACRAMENTO ERA

Name	Date	Opponent	PTS	REB	AST
DeMarcus Cousins	2/3/17	vs. Phoenix	22	11	12
DeMarcus Cousins	1/18/17	vs. Indiana	25	12	10
Rajon Rondo	4/5/16	vs. Portland	27	10	12
DeMarcus Cousins	2/5/16	@ Brooklyn	24	10	10
Rajon Rondo	1/23/16	vs. Indiana	11	10	10
Rajon Rondo	11/18/15	@ Atlanta	12	12	10
Rajon Rondo	11/13/15	vs. Brooklyn	23	10	14
Rajon Rondo	11/11/15	vs. Detroit	14	11	15
Rajon Rondo	11/7/15	vs. Golden State	14	12	15
DeMarcus Cousins	4/3/15	vs. New Orleans	24	20	13
DeMarcus Cousins	4/1/15	@ Houston	24	21	10
Isaiah Thomas	3/18/14	vs. Washington	24	11	10
DeMarcus Cousins	12/30/12	vs. Boston	12	10	10
Beno Udrih	3/28/10	@ Cleveland	18	10	15
Tyreke Evans*	3/10/10	vs. Toronto	19	10	10
Brad Miller	4/10/07	@ Memphis	17	10	11
John Salmons	12/22/06	@ Denver	21	11	10
Kenny Thomas	1/19/06	vs. LA Lakers	16	12	10
Chris Webber	2/13/05	@ Boston	14	17	12
Chris Webber	2/8/05	vs. Phoenix	24	10	12
Chris Webber	2/5/05	@ Portland	20	13	10
Mike Bibby	1/20/05	vs. Cleveland	15	10	11
Chris Webber	11/9/04	vs. Toronto	21	11	11
Vlade Divac	2/17/04	vs. Boston	14	11	11
Brad Miller	12/7/03	vs. Indiana	18	15	10
Brad Miller	11/21/03	vs. Orlando	22	14	10
Chris Webber	1/26/03	@ Toronto	24	19	10
Chris Webber	1/15/03	vs. Dallas	29	15	11
Chris Webber	12/21/02	@ Phoenix	29	15	11
Vlade Divac	2/6/02	@ Boston	15	14	10
Chris Webber	3/20/01	vs. Houston	28	10	12
Chris Webber	4/18/00	vs. Seattle	23	10	13
Vlade Divac	4/2/00	vs. Philadelphia	14	11	11
Chris Webber	3/28/00	vs. New York	21	10	11
Chris Webber	3/6/00	vs. Dallas	22	10	11
Chris Webber	12/4/99	@ Washington	25	11	10
Chris Webber	11/23/99	vs. New Jersey	26	17	10
Vlade Divac	4/6/99	@ Seattle	11	14	10
Chris Webber	2/25/99	@ Washington	17	10	10
Mitch Richmond	1/22/97	vs. Detroit	38	10	10
Mitch Richmond	2/16/94	vs. Philadelphia	31	12	10
Lionel Simmons	1/7/94	@ Seattle	14	12	13
Mitch Richmond	1/2/92	vs. Philadelphia	29	10	10
Lionel Simmons	11/26/91	vs. Phoenix	10	14	10
Danny Ainge	12/5/89	vs. Milwaukee	27	11	13
Rodney McCray	1/11/89	@ LA Clippers	18	10	10
Rodney McCray	12/1/88	vs. Denver	20	12	10
Reggie Theus	3/12/86	@ Dallas	32	14	15

* first triple-double by a rookie in Sacramento era

DeMARCUS COUSINS

TOP 20-POINT, 20-REBOUND PERFORMANCES IN THE SACRAMENTO ERA

POINTS	REBOUNDS	PLAYER	GAME
36	20	DeMarcus Cousins	11/28/16 @ Washington
24	20	DeMarcus Cousins	3/20/16 @ New York
37	20	DeMarcus Cousins	2/19/16 vs. Denver
24	20	DeMarcus Cousins*	4/3/15 vs. New Orleans
24	21	DeMarcus Cousins*	4/1/15 @ Houston
39	20	DeMarcus Cousins	3/27/15 @ New Orleans
39	24	DeMarcus Cousins	3/13/15 @ Philadelphia
28	20	DeMarcus Cousins	3/9/14 @ Brooklyn
36	22	DeMarcus Cousins	4/17/13 vs. L.A. Clippers
31	20	DeMarcus Cousins	1/4/13 @ Toronto
21	20	DeMarcus Cousins	2/4/12 vs. Golden State
30	22	Brad Miller	1/14/09 @ Golden State
22	20	Brad Miller	2/2/08 vs. Chicago
22	21	Brad Miller	1/30/08 vs. Charlotte
51	26	Chris Webber	1/5/01 vs. Indiana
28	20	Chris Webber	2/23/00 vs. Atlanta
26	22	Chris Webber	11/23/99 vs. New Jersey
26	21	Chris Webber	4/15/99 vs. Seattle
28	20	Chris Webber	2/9/99 @ Phoenix
23	21	Olden Polynice	3/11/94 @ Milwaukee
24	22	LaSalle Thompson	11/16/88 @ L.A. Clippers

* triple-double

SEASON BEST PERFORMANCES

INDIVIDUAL

MINUTES

No.	Season	Player	G	MIN	AVG	NBA RK
1.	1972-73	Nate Archibald	80	3681	46.0	1
2.	1965-66	Oscar Robertson	76	3493	46.0	3
3.	1964-65	Oscar Robertson	75	3421	45.6	2
4.	1963-64	Oscar Robertson	79	3559	45.1	2
5.	1965-66	Jerry Lucas	79	3517	44.5	2
6.	1961-62	Oscar Robertson	79	3503	44.3	2
7.	1967-68	Jerry Lucas	82	3619	44.1	2
8.	1962-63	Oscar Robertson	80	3521	44.0	2
9.	1966-67	Oscar Robertson	79	3468	43.9	3
10.	1968-69	Oscar Robertson	79	3461	43.8	4

SCORING

No.	Season	Player	G	PTS	AVG	NBA RK
1.	1972-73	Nate Archibald	80	2719	34.0	1
2.	1963-64	Oscar Robertson	79	2480	31.4	2
3.	1965-66	Oscar Robertson	76	2378	31.3	3
4.	1959-60	Jack Twyman	75	2338	31.2	2
5.	1961-62	Oscar Robertson	79	2432	30.8	3
6.	1966-67	Oscar Robertson	79	2412	30.5	2
7.	1960-61	Oscar Robertson	71	2165	30.5	3
8.	1964-65	Oscar Robertson	75	2279	30.4	3
9.	1967-68	Oscar Robertson	65	1896	29.2	6
10.	1962-63	Oscar Robertson	80	2264	28.3	3

REBOUNDS

No.	Season	Player	G	REB	AVG	NBA RK
1.	1965-66	Jerry Lucas	79	1668	21.1	3
2.	1964-65	Jerry Lucas	66	1321	20.0	4
3.	1966-67	Jerry Lucas	81	1547	19.1	3
4.	1967-68	Jerry Lucas	82	1560	19.0	2
5.	1968-69	Jerry Lucas	74	1360	18.4	6
6.	1957-58	Maurice Stokes	63	1142	18.1	3
7.	1956-57	Maurice Stokes	72	1256	17.4	1
8.	1963-64	Jerry Lucas	79	1375	17.4	3
9.	1955-56	Maurice Stokes	67	1094	16.3	2
10.	1974-75	Sam Lacey	81	1149	14.2	3

ASSISTS

No.	Season	Player	G	AST	AVG	NBA RK
1.	2015-16	Rajon Rondo	72	839	11.7	1
2.	1964-65	Oscar Robertson	75	861	11.5	1
3.	1961-62	Oscar Robertson	79	899	11.4	1
4.	1972-73	Nate Archibald	80	910	11.4	1
5.	1965-66	Oscar Robertson	76	847	11.1	1
6.	1963-64	Oscar Robertson	79	868	11.0	1
7.	1966-67	Oscar Robertson	79	845	10.7	2
8.	1970-71	Norm Van Lier	82	832	10.1	1
9.	1968-69	Oscar Robertson	79	772	9.8	1
10.	1967-68	Oscar Robertson	65	633	9.7	3
	1960-61	Oscar Robertson	71	690	9.7	1

FIELD GOAL PERCENTAGE (Minimum 500 FGA)

No.	Season	Player	FGM	FGA	PCT	NBA RK
1.	1982-83	Steve Johnson	371	595	.624	2
2.	1981-82	Steve Johnson	395	644	.613	2
3.	1984-85	Otis Thorpe	411	685	.600	3
4.	1970-71	Johnny Green	502	855	.587	1
5.	1972-73	Matt Guokas	322	565	.570	2
6.	1971-72	Johnny Green	331	582	.569	—
7.	1969-70	Johnny Green	481	860	.559	1
8.	1968-69	Jerry Lucas	555	1007	.551	2
9.	1978-79	Bill Robinzine	459	837	.548	9
10.	1980-81	Reggie King	472	867	.544	—

TEAM

SCORING

No.	Season	PTS	AVG	NBA RK
1.	1961-62	9848	123.1	2
2.	1962-63	9520	119.0	2
3.	1960-61	9314	117.9	6
4.	1965-66	9424	117.8	3
5.	1969-70	9619	117.3	7
6.	1966-67	9485	117.1	5
7.	1967-68	9561	116.6	7
8.	1970-71	9511	116.0	3
9.	1984-85	9413	114.8	5
10.	1963-64	9176	114.7	1

FIELD GOAL PERCENTAGE

No.	Season	FGM	FGA	PCT	NBA RK
1.	1984-85	3664	7275	.504	4
2.	1980-81	3572	7151	.500	5
3.	1982-83	3719	7485	.497	4
4.	1981-82	3604	7284	.495	10
5.	1978-79	3764	7644	.492	6
6.	1985-86	3538	7220	.490	8
7.	1983-84	3516	7230	.486	16
8.	1972-73	3621	7581	.478	2
9.	1986-87	3522	7413	.475	13
10.	1987-88	3458	7337	.471	17

FREE THROW PERCENTAGE

No.	Season	FTM	FTA	PCT	NBA RK
1.	1974-75	1797	2190	.821	1
2.	2008-09	1682	2107	.798	6
3.	2007-08	1812	2272	.798	3
4.	1976-77	1706	2140	.797	1
5.	1986-87	1974	2479	.796	2
6.	2003-04	1626	2044	.795	2
7.	2004-05	1577	2004	.787	6
8.	1977-78	1775	2262	.785	2
9.	2005-06	1704	2173	.784	5
10.	1984-85	2022	2595	.779	7

REBOUNDING

No.	Season	REB	AVG	NBA RK
1.	1961-62	5665	70.8	5
2.	1960-61	5581	70.6	7
3.	1959-60	5251	70.0	5
4.	1962-63	5561	69.5	2
5.	1965-66	5559	69.5	4
6.	1957-58	4959	68.9	6
7.	1958-59	4887	67.9	6
8.	1963-64	5400	67.5	9
9.	1964-65	5387	67.3	4
10.	1966-67	5198	64.2	9

ASSISTS

No.	Season	AST	AVG	NBA RK
1.	1984-85	2342	28.6	2
2.	1985-86	2304	28.1	5
3.	1980-81	2271	27.7	4
4.	1978-79	2239	27.3	7
5.	1983-84	2229	27.2	7
6.	1961-62	2154	26.9	1
7.	1960-61	2107	26.7	2
8.	1986-87	2185	26.6	9
9.	1982-83	2155	26.3	9
10.	2003-04	2152	26.2	1

SEASON BEST PERFORMANCES

INDIVIDUAL

FREE THROW PERCENTAGE (Minimum 250 FTA)

No.	Season	Player	FTM	FTA	PCT	NBA RK
1.	1994-95	Spud Webb	226	242	.934	1
2.	2003-04	Peja Stojakovic	394	425	.927	1
3.	2004-05	Peja Stojakovic	253	275	.920	3
4.	1951-52	Bobby Wanzer	377	417	.904	1
5.	1966-67	Adrian Smith	343	380	.903	1
6.	2000-01	Doug Christie	280	312	.897	3
7.	2001-02	Peja Stojakovic	283	323	.876	T9
8.	2002-03	Peja Stojakovic	231	264	.875	12
9.	1966-67	Oscar Robertson	736	843	.873	4
10.	1967-68	Oscar Robertson	576	660	.873	1

STEALS

No.	Season	Player	G	STL	AVG	NBA RK
1.	1976-77	Brian Taylor	72	199	2.76	2
2.	2007-08	Ron Artest	57	133	2.33	2
3.	2000-01	Doug Christie	81	183	2.26	3
4.	2002-03	Doug Christie	80	180	2.25	4
5.	1978-79	Phil Ford	79	174	2.20	5
6.	2006-07	Ron Artest	70	149	2.13	2
7.	2001-02	Doug Christie	81	160	1.98	5
8.	2015-16	Rajon Rondo	72	141	1.96	7
9.	1998-99	Jason Williams	50	95	1.90	15
10.	2003-04	Doug Christie	82	151	1.84	5

BLOCKED SHOTS

No.	Season	Player	G	BLK	AVG	NBA RK
1.	1991-92	Duane Causwell	80	215	2.69	7
2.	1997-98	Michael Stewart	81	195	2.41	7
3.	1973-74	Sam Lacey	79	184	2.33	8
4.	1998-99	Chris Webber	42	89	2.12	11
5.	1974-75	Sam Lacey	81	168	2.07	4
6.	1987-88	Jawann Oldham	54	110	2.04	7
7.	1990-91	Duane Causwell	76	148	1.95	15
8.	2002-03	Keon Clark	80	150	1.88	T11
9.	1983-84	LaSalle Thompson	80	145	1.81	7
10.	2014-15	DeMarcus Cousins	59	103	1.75	T10

TEAM

STEALS

No.	Season	STL	AVG	NBA RK
1.	1979-80	863	10.52	5
2.	1976-77	849	10.35	8
3.	1978-79	825	10.06	7
4.	1973-74	796	9.71	2
5.	1977-78	794	9.68	14
6.	2000-01	793	9.67	1
7.	1999-00	787	9.60	3
8.	1982-83	765	9.33	8
9.	1975-76	751	9.16	7
10.	1981-82	743	9.06	7

BLOCKED SHOTS

No.	Season	BLK	AVG	NBA RK
1.	1991-92	618	7.54	2
2.	1990-91	513	6.26	5
3.	1987-88	493	6.01	7
4.	2002-03	457	5.57	12
	1994-95	457	5.57	8
6.	1995-96	436	5.32	11
7.	2000-01	432	5.27	14
8.	1997-98	420	5.12	14
9.	1982-83	409	4.99	15
	1988-89	409	4.99	17

DID YOU KNOW ... NBA Hall of Famer 6-foot-1 Nate "Tiny" Archibald was the only player in NBA history to lead the league in scoring (34.0 ppg) and assists (11.4 apg) in a single season (1972-73).



DID YOU KNOW ... NBA Hall of Famer Oscar Robertson became the only player in NBA history to average a triple-double (points, rebounds, and assists) for an entire season. The Cincinnati Royals All-Star averaged 30.8 points, 12.5 rebounds, and a league-high 11.4 assists per game during the 1961-62 season.

KINGS' STATISTICS YEAR-BY-YEAR

TEAM'S STATISTICS

	PPG	RPG	APG	SPG	BPG	TPG	FG%	3pt%	FT%	ORPG	DRPG
1970-71	116.0	50.6	24.7	---	---	19.26	.454	---	.725	---	---
1971-72	107.8	45.8	24.6	---	---	20.39	.459	---	.756	---	---
1972-73	107.6	44.2	25.8	---	---	20.95	.478	---	.776	---	---
1973-74	102.0	44.7	21.3	9.71	4.68	21.84	.459	---	.774	13.6	31.1
1974-75	101.4	45.6	22.6	8.83	4.23	18.88	.449	---	.821	12.1	33.5
1975-76	103.3	46.4	22.7	9.16	3.95	19.27	.453	---	.767	13.8	32.5
1976-77	107.7	46.5	24.2	10.35	4.71	18.93	.460	---	.797	14.9	31.6
1977-78	109.5	46.8	24.3	9.68	4.51	20.61	.466	---	.785	14.7	32.1
1978-79	113.1	43.8	27.3	10.06	4.76	19.89	.492	---	.730	14.5	29.3
1979-80	108.0	44.1	25.9	10.52	4.34	17.55	.478	.219	.743	14.5	29.6
1980-81	106.9	42.5	27.7	8.77	4.70	17.66	.500	.292	.714	12.6	29.9
1981-82	107.1	41.0	25.1	9.06	4.90	18.38	.495	.200	.719	13.2	27.8
1982-83	113.8	44.7	26.3	9.33	4.99	20.62	.497	.237	.727	15.3	29.4
1983-84	110.0	41.7	27.2	8.72	4.67	18.34	.486	.275	.777	14.0	27.7
1984-85	114.8	42.6	28.6	8.06	3.66	19.43	.504	.265	.779	14.2	28.4
1985-86	108.8	42.8	28.1	7.34	4.73	18.70	.490	.224	.778	13.8	29.0
1986-87	110.9	45.4	26.6	6.26	4.84	17.11	.475	.251	.796	15.6	29.8
1987-88	108.0	45.0	25.8	7.10	6.01	17.77	.471	.320	.772	15.0	30.0
1988-89	105.5	43.8	24.0	7.61	4.99	16.71	.457	.373	.770	13.9	29.9
1989-90	101.7	40.4	25.0	6.66	4.78	15.11	.468	.333	.771	11.6	28.8
1990-91	96.7	39.6	24.3	7.70	6.26	15.51	.453	.374	.732	12.5	27.0
1991-92	104.3	41.6	23.9	8.87	7.54	16.59	.466	.353	.747	12.9	28.7
1992-93	107.9	41.7	25.3	9.37	4.24	16.63	.463	.332	.762	13.9	27.8
1993-94	101.1	42.3	24.7	8.16	4.33	16.26	.452	.353	.731	13.7	28.6
1994-95	98.2	41.4	22.2	7.93	5.57	17.67	.468	.346	.711	13.1	28.4
1995-96	99.5	42.2	22.3	7.84	5.32	17.59	.457	.387	.731	13.6	28.6
1996-97	96.4	41.5	21.9	7.17	4.41	16.24	.454	.391	.723	13.4	28.1
1997-98	93.1	41.4	22.4	7.27	5.12	15.50	.442	.351	.687	13.3	28.1
1998-99	100.2	45.6	22.6	8.88	4.64	16.84	.445	.308	.683	14.1	31.5
1999-00	105.0	45.0	23.8	9.60	4.65	16.16	.450	.322	.754	12.9	32.1
2000-01	101.7	45.0	22.6	9.67	5.27	14.89	.449	.354	.771	12.0	33.0
2001-02	104.6	45.3	23.9	9.04	4.57	13.76	.467	.367	.751	12.4	33.0
2002-03	101.7	44.5	24.8	8.98	5.57	14.54	.464	.381	.746	11.0	33.5
2003-04	102.8	41.2	26.2	8.66	3.96	13.87	.462	.401	.795	10.8	30.4
2004-05	103.7	42.4	24.5	8.22	3.85	13.09	.459	.374	.787	12.5	29.9
2005-06	98.9	40.5	22.3	7.41	3.65	14.62	.454	.351	.784	10.4	30.2
2006-07	101.3	38.9	20.3	8.18	3.23	14.56	.450	.350	.765	9.7	29.2
2007-08	102.5	40.1	19.1	7.94	4.07	16.06	.464	.373	.798	10.1	30.0
2008-09	100.6	39.1	19.7	6.94	4.26	15.44	.447	.368	.798	10.2	28.9
2009-10	100.0	42.6	20.5	6.88	4.46	14.95	.456	.349	.726	11.9	30.7
2010-11	99.4	43.9	20.4	7.41	4.77	16.15	.449	.335	.734	13.1	30.8
2011-12	98.8	42.9	19.3	8.50	4.89	14.42	.436	.316	.736	13.4	29.5
2012-13	100.2	40.6	20.8	8.18	4.17	14.62	.447	.363	.769	11.5	29.1
2013-14	100.5	44.5	18.9	7.16	3.88	15.23	.447	.333	.759	12.1	32.4
2014-15	101.3	44.2	20.3	6.71	3.95	16.26	.455	.341	.762	10.9	33.3
2015-16	106.6	44.2	24.5	8.94	4.49	16.17	.464	.359	.725	10.6	33.7
2016-17	102.8	41.1	22.5	7.64	3.95	14.64	.461	.376	.775	8.7	32.3

OPPONENTS' STATISTICS

	PPG	RPG	APG	SPG	BPG	TPG	FG%	3pt%	FT%	ORPG	DRPG
1970-71	119.2	57.0	25.0	---	---	20.55	.467	---	.730	---	---
1971-72	111.8	51.6	24.7	---	---	19.93	.466	---	.740	---	---
1972-73	110.5	48.3	23.0	---	---	22.21	.484	---	.766	---	---
1973-74	105.8	47.1	23.4	8.82	4.55	21.52	.476	---	.775	14.8	32.3
1974-75	101.6	47.2	22.4	7.39	3.80	19.57	.461	---	.768	12.9	34.3
1975-76	106.2	47.9	22.3	8.29	3.91	19.76	.466	---	.759	14.1	33.9
1976-77	106.8	46.8	21.3	8.80	4.78	21.11	.472	---	.761	13.4	33.4
1977-78	111.4	47.8	23.5	9.71	4.98	20.66	.474	---	.761	15.0	32.7
1978-79	110.2	45.2	21.7	8.27	5.30	22.91	.486	---	.749	14.1	31.1
1979-80	104.9	46.1	21.7	8.48	5.18	21.49	.476	.238	.763	13.9	32.2
1980-81	106.9	44.5	22.6	8.74	4.67	18.54	.481	.203	.756	13.9	30.6
1981-82	110.2	45.4	22.6	8.62	5.49	19.61	.500	.304	.756	14.3	31.1
1982-83	112.3	44.5	24.4	9.87	5.35	20.93	.487	.213	.730	15.2	29.3
1983-84	111.5	42.8	25.7	8.05	6.01	19.32	.502	.201	.761	13.7	29.1
1984-85	117.5	41.9	28.6	9.28	6.24	17.37	.510	.251	.769	14.2	27.6
1985-86	111.9	42.5	25.8	9.16	5.83	17.18	.494	.260	.755	13.9	28.5
1986-87	114.1	42.9	26.3	8.62	5.94	14.76	.489	.316	.769	14.1	28.7
1987-88	113.7	43.6	26.5	9.56	6.50	14.57	.498	.324	.761	14.1	29.6
1988-89	111.0	46.0	25.7	9.26	5.39	15.66	.484	.316	.759	14.3	31.8
1989-90	106.8	44.8	24.7	8.59	4.77	14.24	.473	.316	.787	14.0	30.9
1990-91	103.5	45.2	23.3	8.52	5.46	16.00	.470	.316	.761	14.2	31.0
1991-92	110.3	48.2	26.0	9.95	6.46	16.56	.479	.331	.752	16.0	32.2
1992-93	111.1	45.1	25.3	9.35	6.72	17.88	.487	.313	.758	13.9	31.2
1993-94	106.9	45.9	25.0	9.10	6.07	16.35	.479	.359	.722	14.5	31.4
1994-95	99.2	41.6	22.2	9.22	6.28	16.44	.453	.304	.741	14.0	27.7
1995-96	102.3	41.1	22.0	9.35	6.16	16.54	.462	.379	.751	12.9	28.2
1996-97	99.8	41.5	21.7	8.73	5.23	15.33	.462	.352	.737	13.0	28.5
1997-98	98.7	45.0	22.2	8.46	5.68	15.32	.457	.356	.742	14.1	30.9
1998-99	100.6	47.0	23.3	9.80	4.42	15.80	.446	.336	.712	15.0	32.0
1999-00	102.0	47.6	23.8	9.18	4.93	17.52	.452	.353	.751	13.9	33.7
2000-01	95.9	45.9	22.1	8.12	5.80	16.27	.432	.355	.749	13.7	32.2
2001-02	97.0	44.9	22.4	7.72	4.72	15.20	.440	.337	.744	13.0	31.9
2002-03	95.2	45.8	21.5	8.34	4.34	15.39	.420	.320	.741	14.0	31.9
2003-04	97.8	43.9	21.3	7.94	5.04	14.94	.454	.339	.749	13.2	30.7
2004-05	101.6	44.3	21.5	7.59	4.45	14.68	.459	.357	.738	13.4	30.9
2005-06	97.3	42.1	21.1	8.00	4.91	14.62	.454	.351	.747	11.6	30.5
2006-07	103.1	43.4	22.4	6.98	4.94	16.28	.472	.365	.757	11.1	32.3
2007-08	104.8	41.9	22.9	8.06	5.51	15.24	.466	.373	.753	11.8	30.1
2008-09	109.3	44.0	21.9	8.59	5.16	14.37	.483	.406	.756	12.4	31.6
2009-10	104.4	42.0	20.5	7.15	5.71	13.66	.469	.357	.774	11.1	31.0
2010-11	104.7	41.2	21.7	8.12	5.66	14.68	.478	.355	.762	10.6	30.6
2011-12	104.4	45.0	23.8	7.85	6.41	15.36	.476	.355	.762	12.4	32.6
2012-13	105.1	43.6	25.1	7.61	6.30	14.73	.472	.355	.783	11.9	31.7
2013-14	103.4	41.2	23.5	7.77	5.60	13.61	.461	.380	.737	9.9	31.3
2014-15	105.0	41.2	23.3	8.68	6.20	12.91	.456	.349	.748	11.0	30.2
2015-16	109.1	45.0	24.2	8.80	5.33	15.95	.462	.366	.762	11.3	33.7
2016-17	106.7	42.9	23.7	8.46	5.12	13.96	.462	.364	.778	10.1	32.8

KINGS' RANKING WITHIN LEAGUE

TEAM'S STATISTICS, RANKING WITHIN LEAGUE

	PTS/G	FG%	FT%	3PT%	OR	DR	REB	AST/G	STL/G	TO/G	BLK/G
1970-71	3	5	14	---	---	---	14	8	---	---	---
1971-72	12	5	7	---	---	---	17	7	---	---	---
1972-73	8	3	6	---	---	---	17	6	---	---	---
1973-74	13	10	6	---	14	16	16	17	2	12	8
1974-75	11	13	1	---	17	8	13	14	9	5	12
1975-76	12	13	6	---	10	12	9	9	8	6	14
1976-77	9	13	1	---	13	13	13	11	8	3t	15
1977-78	9	13	3	---	12	10	12	12	14	15	17
1978-79	7	6	18	---	15	15	17	7	6	13	17
1979-80	15	13	18	17	15t	12	15	12	5	3	16
1980-81	14	5	23	2	22	8	16	4	14	7	17
1981-82	13	10	21	21	21	19	21	12	7	17	14
1982-83	4	4	17	11	10	16	11	9	8	21	15
1983-84	12	16	5	5	11	18	16	7	8	13	16
1984-85	5	5	7	14	11	17	16	2	16	21	21
1985-86	15	9	6	18	14	16	16	5	23	19	14
1986-87	10	13	2	18	6	9	4	9	23	12t	15t
1987-88	12	17	10	10	6	7	4	11	23	19	7
1988-89	20	24	13	2	16	10	14	22	22	14	17
1989-90	23	20	9	11	25	18	24	13	25	9	15
1990-91	27	24	24	2	21t	23	25	17	23	8	5
1991-92	15	17	15	5	26	19	24	18	12	21	2
1992-93	6	20	11	14	14	23	23	13	8	22	24
1993-94	14	22	16	6	16	20	16	15	22	16	23
1994-95	19	12	23	20	12	14	14	18	17	26	8
1995-96	14	20	20	5	7	16	10	16	17t	28	11
1996-97	16	16	20	2	6	15	11	14	27	20	19
1997-98	22	21	28	13	10	19	14	13	27	17	14
1998-99	1	12	27	24	6	2	2	4	6t	28	18
1999-00	1	16	14	28	10	3t	4	5	3	22t	21t
2000-01	1	10	5	13	14	2	3	10	1	13	14
2001-02	2	2	16	9	15	1	2	4	3	8	21
2002-03	3	3	18	4	25	1	3	3	2	12t	12
2003-04	2	1	2	1	24	12t	21	1	7	6t	26
2004-05	2	7	6	4	11	13t	11	1	7	1	26
2005-06	10	14	5	16	22	13	18	5	8	20	26
2006-07	8	21	12	19	27	20	30	22	3	10	28
2007-08	8	10	3	9	24	20	29	29	7	30	26
2008-09	12	25	6	14	25	25t	29	27	23	26	25
2009-10	18	19	28	16	3	14	10	20	21t	23	23
2010-11	15	23	28	26	2	14	4	23	12	28	15
2011-12	6	26	24	29	2	24t	10	26	5	13	17
2012-13	10	19	11	12	13	29	25	25	13	15	28
2013-14	17	18	15	27	5	11	9	30	22	23	27
2014-15	14	13	10	20	14	9	9	26	26	27	28
2015-16	3	8	26	10	13	14	11	4	5	28	20
2016-17	24	13	16	5	28	25	28	16	17	21	26

OPPONENTS' STATISTICS, RANKING WITHIN LEAGUE

	PTS/G	FG%	FT%	3PT%	OR	DR	REB	AST/G	STL/G	TO/G	BLK/G
1970-71	16	15	1	---	---	---	16	12	---	---	---
1971-72	13	14	3	---	---	---	17	7	---	---	---
1972-73	11	17	14	---	---	---	4	3	---	---	---
1973-74	8	15	11	---	11	5	6	5	9	6	7
1974-75	7	13	11	---	3T	14	9	6	3	10	7
1975-76	13	12	14	---	9	13	12	7	5	8	3
1976-77	13	18	21	---	2	18	8	2	5	11	9
1977-78	19	15	18	---	12	16	14	4	14	9	11t
1978-79	11	12	7	---	6t	17	12	1	7	2	12
1979-80	4t	9	10	2	3	21	16t	2	3	1	12
1980-81	10	9	18	2	5	21	16	1	11	12	5
1981-82	12	14	3	3	3	5	3	12	17	7	9
1982-83	16	13	8	3	15	13	14t	6	20	3	10t
1983-84	15	18	13	2	10	12	12t	10	8	6	19
1984-85	21	21	16	2	13	6	7	23	18	15t	21
1985-86	14	18	10	6	9	9	9	12	15	15	20
1986-87	19	16	17	17	6	10t	9	14	11	22	19
1987-88	21	21	9	16	8t	15	15	16	21	22	22
1988-89	17	14	6	11	11	22	21	14	16	18	16
1989-90	14	11	27	8	17	22	21	12	16	26	10
1990-91	8	12	11	14	18	26	24	6	12	12	17
1991-92	25	17	10	10	25t	27	27	20	26t	7	24
1992-93	26	23	15	4	17	25	24	17	22	3	27
1993-94	25	23	6	25	20	25	23	14	16	10	23
1994-95	8t	2	19	1	22	8	14	9	25	10	27
1995-96	20	17	24	22	18	11	14	10	29	8	27
1996-97	23	18	14	11	18	17	18	12	21	20t	20
1997-98	23	19	17	21	26	27	27	17	16	14	23
1998-99	29	21	5	13	29	29	29	27	28t	10	7
1999-00	27	16	18	14	28	29	28	24	28	3	10t
2000-01	13	7	17	17	29	26	29	17	19	5	21t
2001-02	19	9	6	3	24t	27	26	17	16	9	8
2002-03	17	1	2	1	28	27	29	13	21	10	6
2003-04	25	25	14	10	28	20t	25	14	15	16	14
2004-05	26	23	1	15	28	25	27	18	17	14	7
2005-06	17	16	20	9	20	23	25	18	26	11	18t
2006-07	24	26	20	23	15	29	29	24	11	4	19
2007-08	24	22	14	25	25	9t	18	22	26	8	27
2008-09	29	30	5	30	29	26	26	24	29	12	20
2009-10	25	20	28	19	16	19	16	12	18	21	27
2010-11	25	28	13	11	12t	18	16	19	28	8	24
2011-12	30	30	23	21	28	26	28	30	16t	7	29
2012-13	30	28	30	13	26	22	24	29	11t	15	27
2013-14	24	20	3	29	3	9	6	26	18	27	24t
2014-15	28	24	13	16	15t	3	4	22	28	25	30
2015-16	30	24	21	23	23	17	23	26	28	6	19
2016-17	18	22	22	19	11	10	9	24	23	15	21

FRANCHISE WON-LOST RECORDS

		Regular Season		Playoffs	
YEAR	**COACH**	**W-L**	**Pct.**	**W-L**	**Pct.**
1948-49	Les Harrison	45-15	.750	2-2	.500
1949-50	Les Harrison	51-17	.750	0-2	.000
1950-51	Les Harrison	41-27	.603	9-5	.643
1951-52	Les Harrison	41-25	.621	3-3	.500
1952-53	Les Harrison	44-26	.629	1-2	.333
1953-54	Les Harrison	44-28	.611	3-3	.500
1954-55	Les Harrison	29-43	.403	1-2	.333
1955-56	Bob Wanzer	31-41	.431	—	—
1956-57	Bob Wanzer	31-41	.431	—	—
1957-58*	Bob Wanzer	33-39	.458	0-2	.000
1958-59	Bob Wanzer	3-15	.167	—	—
	Tom Marshall	16-38	.296	—	—
1959-60	Tom Marshall	19-56	.253	—	—
1960-61	Charles Wolf	33-46	.418	—	—
1961-62	Charles Wolf	43-37	.538	1-3	.250
1962-63	Charles Wolf	42-38	.525	6-6	.500
1963-64	Jack McMahon	55-25	.687	4-6	.400
1964-65	Jack McMahon	48-32	.600	1-3	.250
1965-66	Jack McMahon	45-35	.563	2-3	.400
1966-67	Jack McMahon	39-42	.482	1-3	.250
1967-68	Ed Jucker	39-43	.476	—	—
1968-69	Ed Jucker	41-41	.500	—	—
1969-70	Bob Cousy	36-46	.439	—	—
1970-71	Bob Cousy	33-49	.402	—	—
1971-72	Bob Cousy	30-52	.366	—	—
1972-73**	Bob Cousy	36-46	.439	—	—
1973-74	Bob Cousy	6-16	.272	—	—
	Draff Young	0-3	.000	—	—
	Phil Johnson	27-30	.473	—	—
1974-75	Phil Johnson	44-38	.537	2-4	.333
1975-76***	Phil Johnson	31-51	.387	—	—
1976-77	Phil Johnson	40-42	.488	—	—
1977-78	Phil Johnson	13-24	.351	—	—
	Larry Staverman	18-27	.400	—	—
1978-79	Lowell Fitzsimmons	48-34	.585	1-4	.200
1979-80	Lowell Fitzsimmons	47-35	.573	1-2	.333
1980-81	Lowell Fitzsimmons	40-42	.488	7-8	.467
1981-82	Lowell Fitzsimmons	30-52	.366	—	—
1982-83	Lowell Fitzsimmons	45-37	.549	—	—
1983-84	Lowell Fitzsimmons	38-44	.463	0-3	.000
1984-85	Jack McKinney	1-8	.111	—	—
	Phil Johnson	30-43	.411	—	—
1985-86#	Phil Johnson	37-45	.451	0-3	.000
1986-87	Phil Johnson	14-32	.304	—	—
	Jerry Reynolds	15-21	.417	—	—
1987-88	Bill Russell	17-41	.293	—	—
	Jerry Reynolds	7-17	.292	—	—
1988-89	Jerry Reynolds	27-55	.329	—	—
1989-90	Jerry Reynolds	7-21	.250	—	—
	Dick Motta	16-38	.296	—	—
1990-91	Dick Motta	25-57	.305	—	—
1991-92	Dick Motta	7-18	.280	—	—
	Rex Hughes	22-35	.386	—	—
1992-93	Garry St. Jean	25-57	.305	—	—
1993-94	Garry St. Jean	28-54	.341	—	—
1994-95	Garry St. Jean	39-43	.476	—	—
1995-96	Garry St. Jean	39-43	.476	1-3	.250
1996-97	Garry St. Jean	28-39	.418	—	—
	Eddie Jordan	6-9	.400	—	—
1997-98	Eddie Jordan	27-55	.329	—	—
1998-99	Rick Adelman	27-23	.540	2-3	.400
1999-00	Rick Adelman	44-38	.537	2-3	.400
2000-01	Rick Adelman	55-27	.671	3-5	.375
2001-02	Rick Adelman	61-21	.744	10-6	.625
2002-03	Rick Adelman	59-23	.720	7-5	.583
2003-04	Rick Adelman	55-27	.671	7-5	.583
2004-05	Rick Adelman	50-32	.610	1-4	.200
2005-06	Rick Adelman	44-38	.537	2-4	.333
2006-07	Eric Musselman	33-49	.402	—	—
2007-08	Reggie Theus	38-44	.463	—	—
2008-09	Reggie Theus	6-18	.250	—	—
	Kenny Natt	11-47	.190	—	—
2009-10	Paul Westphal	25-57	.305	—	—
2010-11	Paul Westphal	24-58	.293	—	—
2011-12	Paul Westphal	2-5	.286	—	—
	Keith Smart	20-39	.339	—	—
2012-13	Keith Smart	28-54	.341	—	—
2013-14	Michael Malone	28-54	.341	—	—
2014-15	Michael Malone	11-13	.458	—	—
	Tyrone Corbin	7-21	.250	—	—
	George Karl	11-19	.367	—	—
2015-16	George Karl	33-49	.402	—	—
2016-17	Dave Joerger	32-50	.390	—	—
Totals		*2496-2955*	*.457*	*80-107*	*.428*

** Team moved from Rochester to Cincinnati*
*** Team moved to Kansas City-Omaha*
**** Team moved to Kansas City, MO*
 # Team moved to Sacramento

KINGS RECORD MONTH-BY-MONTH

	OCT	NOV	DEC	JAN	FEB	MAR	APR	MAY
1948-49	---	8-2	8-6	11-2	12-2	6-3	---	---
1949-50	---	8-4	11-4	12-5	12-4	8-0	---	---
1950-51	1-0	5-7	12-3	9-7	8-8	6-2	---	---
1951-52	---	9-4	11-4	7-7	9-5	5-5	---	---
1952-53	---	11-4	11-4	7-9	10-5	5-4	---	---
1953-54	1-0	7-8	9-4	9-7	10-8	8-2	---	---
1954-55	1-0	3-7	6-8	11-9	5-15	3-4	---	---
1955-56	---	4-7	8-10	8-11	9-9	2-4	---	---
1956-57	1-1	9-8	7-7	3-12	8-9	3-4	---	---
1957-58	1-0	7-7	5-13	11-5	4-12	5-2	---	---
1958-59	1-2	2-13	4-10	6-13	5-10	1-5	---	---
1959-60	2-3	3-12	5-12	4-14	5-11	0-4	---	---
1960-61	5-2	4-13	9-8	6-12	6-9	3-2	---	---
1961-62	2-3	11-7	7-8	11-5	9-11	3-3	---	---
1962-63	3-2	10-6	6-8	9-9	9-9	5-4	---	---
1963-64	5-3	10-6	9-4	11-6	14-3	6-3	---	---
1964-65	4-2	9-7	10-3	11-7	7-7	7-6	---	---
1965-66	4-4	11-2	8-7	11-4	7-10	4-8	---	---
1966-67	2-4	7-7	4-11	10-5	8-12	8-3	---	---
1967-68	5-3	4-8	7-9	9-7	7-12	7-4	---	---
1968-69	4-2	9-6	9-6	5-11	7-10	7-6	---	---
1969-70	2-6	8-7	9-8	7-10	5-8	5-7	---	---
1970-71	3-6	6-7	7-8	7-10	3-13	7-5	---	---
1971-72	1-6	7-6	2-14	6-9	6-12	8-5	---	---
1972-73	3-6	11-4	6-12	5-9	8-8	3-7	---	---
1973-74	4-6	2-14	8-7	7-8	6-8	6-6	---	---
1974-75	5-1	7-9	8-8	5-8	10-2	8-8	1-2	---
1975-76	0-3	7-5	3-14	8-9	4-8	8-7	2-4	---
1976-77	2-3	9-7	5-10	9-9	5-6	10-5	0-6	---
1977-78	3-4	4-9	6-8	3-13	8-4	7-8	0-5	---
1978-79	4-5	8-3	8-6	10-6	10-4	5-10	3-0	---
1979-80	5-5	8-9	9-4	13-5	6-4	6-8	---	---
1980-81	5-7	5-9	7-8	7-6	9-5	7-7	---	---
1981-82	0-2	4-8	7-8	3-11	4-11	8-7	4-5	---
1982-83	1-0	7-5	9-5	6-12	5-6	9-7	8-2	---
1983-84	0-2	8-6	5-8	4-10	8-6	10-8	3-4	---
1984-85	0-2	3-11	8-5	4-12	4-9	11-6	1-6	---
1985-86	1-2	4-10	4-10	9-8	9-2	6-10	4-3	---
1986-87	1-0	4-10	3-10	6-9	4-9	5-11	6-4	---
1987-88	---	4-7	3-14	5-7	4-11	4-11	4-8	---
1988-89	---	2-9	4-10	6-10	3-10	6-10	6-6	---
1989-90	---	4-9	3-11	5-10	3-10	7-10	1-9	---
1990-91	---	1-12	5-9	6-8	3-10	4-12	6-6	---
1991-92	---	5-11	3-9	6-10	6-7	4-12	5-4	---
1992-93	---	5-8	5-8	6-9	2-12	3-11	4-9	---
1993-94	---	4-9	4-10	4-10	7-6	4-12	5-7	---
1994-95	---	6-6	9-6	9-6	4-7	6-12	5-6	---
1995-96	---	11-4	6-5	6-7	2-13	7-9	7-5	---
1996-97	---	5-11	8-7	6-8	6-6	4-11	5-5	---
1997-98	---	5-11	6-9	8-6	5-9	2-12	1-8	---
1998-99	---	---	---	---	6-7	8-11	10-5	3-0
1999-00	---	10-2	7-8	10-6	5-8	9-6	3-8	---
2000-01	1-0	9-4	10-4	9-4	8-6	11-4	6-5	---
2001-02	1-0	12-4	10-5	11-1	7-5	12-4	8-2	---
2002-03	2-0	11-5	10-4	10-6	8-3	11-4	7-1	---
2003-04	2-0	10-4	9-4	12-4	10-3	9-7	3-5	---
2004-05	---	9-5	9-4	12-4	6-8	8-8	6-3	---
2005-06	---	7-8	5-9	7-9	7-4	11-6	7-2	---
2006-07	---	8-5	5-10	5-11	7-6	5-9	3-8	---
2007-08	0-1	5-9	6-8	9-6	6-8	7-8	5-4	---
2008-09	0-2	5-12	3-10	2-14	3-10	3-9	1-8	---
2009-10	0-3	8-5	6-9	2-13	4-9	4-13	1-5	---
2010-11	2-1	2-11	2-11	6-10	3-10	6-10	3-4	---
2011-12	---	---	1-3	5-12	6-7	6-12	4-10	---
2012-13	0-1	4-10	7-8	6-11	3-9	7-8	1-7	---
2013-14	1-0	3-10	6-10	5-11	5-7	6-10	2-6	---
2014-15	1-1	8-7	4-11	4-10	3-7	6-11	3-6	---
2015-16	1-2	6-10	5-8	8-7	4-7	6-11	3-4	---
2016-17	2-2	5-9	7-8	5-11	6-5	4-12	3-3	---

SAC-ERA WON-LOST STREAKS YEAR-BY-YEAR

WINNING STREAKS

Season	Longest Overall W Streak	Longest Home W Streak	Longest Road W Streak
1985-86	6, 2/18-2/28	5, 12/17-1/21	2, 2/21-2/25
1986-87	6, 11/26-12/6, 1/29-2/10	6, 11/28-12/16	10, 1/2-2/4
1987-88	8, 12/1-12/13, 2/18-3/2	4, three times	13, 3/5-4/17
1988-89	7, 11/5-11/16	7, 2/14-3/1	11, 12/9-1/16
1989-90	2, three times	2, three times	2, 3/1-3/3
1990-91	3, three times	5, 3/28-4/11	1, 11/20
1991-92	4, 4/9-4/14	5, 1/28-2/12	3, 3/20-3/29
1992-93	6, 12/22-1/5	5, 12/27-1/9	2, 12/22-12/23, 4/16-4/17
1993-94	3, 12/29-1/2	5, 12/23-1/13, 2/9-2/14	2, 12/29-12/30, 3/9-3/11
1994-95	4, 12/3-12/10	5, 1/5-1/24	1, several times
1995-96	5, 11/3-11/10, 11/24-12/2	6, 12/18-1/18	3, 11/7-11/10
1996-97	5, 12/19-12/28	5, 12/19-12/28	3, 1/28-2/3
1997-98	4,1/2-1/8, 2/12-2/17	8, 12/28-1/30	1, several times
1998-99	5, 4/17-4/24, 4/27-5/5	8, 4/17-5/5	3, 4/6-4/19
1999-00	8, 11/12-11/26	9, 12/21-1/20	2, three times
2000-01	5, 11/6-11/14	9, 11/22-12/28	4, 3/28-4/12
2001-02	12, 12/23-1/21	20, 12/4-2/14	9, 3/17-4/12
2002-03	6, three times	13, 10/29-12/17	4, 4/1-4/6
2003-04	8, 11/14-12/14	10, 10/29-11/30	5, 1/28-2/11
2004-05	7, 11/13-11/26	6, 11/9-11/23	4, 12/11-1/4
2005-06	5, 3/6-3/14	14, 3/15-3/21	3, 4/5-4/18
2006-07	5, 1/31-2/10	5, 1/22-2/8	2, 1/31-2/10
2007-08	4, 1/27-2/2 3/30-4/5	5, 1/14-2/2	3, 12/18-1/2
2008-09	3, 11/5-11/11	3, 11/5-11/11	1, five times
2009-10	4, 11/7-11/13	4, 11/25-12/2	2, 12/19-12/21, 2/9-2/10
2010-11	4, 3/23-3/29	2, 12/29-1/2	3, 3/23-3/27
2011-12	3, 2/2-2/6, 3/16-3/20	3, 2/2-2/9, 3/16-3/20	1, six times
2012-13	3, 12/5-12/8	4, 12/19-12/30	2, 1/2-1/4
2013-14	3, 1/7-1/12	3, 1/7-1/12	2, 2/12-2/23
2014-15	5, 10/31-11/7	3, 10/31-11/15	3, 11/2-11/7
2015-16	5, 1/14-1/23	3, 11/11-11/15	3, 1/14-1/20
2016-17	4, 12/20-12/26, 2/8-2/14	4, 2/8-2/23	2, 12/21-12/23, 1/23-1/25

LOSING STREAKS

Season	Longest Overall L Streak	Longest Home L Streak	Longest Road L Streak
1985-86	5, 12/19-12/30	3, 11/16-11/24, 12/21-12/30	4, 10/26-11/12, 11/23-12/4
1986-87	4, 4/2-4/8	6, 1/6-1/27	3, 4/2-4/8
1987-88	2, four times	3, 1/10-1/23, 2/1-2/11	1, five times
1988-89	3, 4/10-4/15	7, 3/25-4/22	1, six times
1989-90	10, 12/9-12/27	7, 3/31-4/21	10, 12/15-1/26
1990-91	9, 2/17-3/2	5, 11/3-11/27	37, 11/21-4/19
1991-92	10, 3/2-3/18	6, 3/2-3/14	8, 11/27-12/2, 1/13-2/21
1992-93	8, 12/4-12/20	5, 2/13-3/3, 3/25-4/13	10, 11/11-12/20
1993-94	8, 11/24-12/8	8, 11/24-12/19	9, 11/7-12/8, 1/4-2/8
1994-95	7, 2/20-3/3	3, 3/7-3/14	8, 2/4-3/10
1995-96	11, 2/6-2/26	5, 2/1-2/26	9, 2/5-3/8
1996-97	7, 3/7-3/19	3, 3/11-3/16	10, 3/7-4/17
1997-98	12, 3/9-4/3	6, 3/9-4/3	10, 3/11-4/18
1998-99	4, 3/16-3/22	2, three times	3, 2/21-2/24
1999-00	4, 2/20-2/26	3, 4/7-4/11	6, 2/4-3/2
2000-01	3, 4/1-4/3	2, 4/1-4/3	3, 11/29-12/13, 2/4-2/7
2001-02	2, three times	1, five times	4, 11/7-11/26, 12/12-12/22
2002-03	3, 11/3-11/6, 1/24-1/28	2, 1/28-1/31	3, 11/3-11/6
2003-04	2, six times	1, seven times	3, three times
2004-05	4, 2/5-2/11	2, 2/8-2/11	4, 3/1-3/17
2005-06	5, 11/30-12/8	4, 12/2-12/8	4, 1/13-1/24
2006-07	7, 1/4-1/17	4, 1/4-1/13	4, 12/29-1/17
2007-08	4, 12/23-12/30	4, 12/23-12/30	9, 10/31-12/12
2008-09	8, three times	8, 11/11-12/6	13, 11/23-1/6
2009-10	8, 3/22-4/6	5, 3/16-4/6	11, 1/1-2/7
2010-11	8, 12/11-12/27	5, 12/11-12/27	12, 11/22-1/12
2011-12	7, 4/3-4/13	3, 4/3-4/8	6, 2/7-2/21
2012-13	6, 2/12-2/26	5, 3/24-4/7	9, 1/30-2/26
2013-14	7, 1/22-2/1	4, 11/29-12/6	7, 1/22-2/11
2014-15	8, 1/13-1/30	6, 1/13-2/5	6, 11/26-12/31
2015-16	6, 10/31-11/9	7, 2/24-3/16	6, 1/26-2/8
2016-17	8, 2/25-3/11	6, 2/25-3/11	4, 10/31-11/5

FRANCHISE COACHING RECORDS

COACH	Regular Season W-L	Regular Season Pct.	Playoffs W-L	Playoffs Pct.
Rick Adelman	395-229	.633	34-35	.493
Les Harrison	295-181	.620	19-20	.487
Jack McMahon	187-134	.583	8-15	.348
Lowell "Cotton" Fitzsimmons	248-244	.504	9-17	.346
Charles Wolf	118-121	.494	7-9	.438
Ed Jucker	80-84	.488	0-0	–
Phil Johnson	236-305	.436	2-7	.222
Bob Wanzer	98-136	.419	0-2	.000
Reggie Theus	44-62	.415	0-0	–
Bob Cousy	141-209	.403	0-0	–
Eric Musselman	33-49	.402	0-0	–
Garry St. Jean	159-236	.402	1-3	.250
Larry Staverman	18-27	.400	0-0	–
George Karl	44-68	.393	0-0	–
Dave Joerger	32-50	.390	0-0	–
Rex Hughes	22-35	.386	0-0	–
Michael Malone	39-67	.368	0-0	–
Eddie Jordan	33-64	.340	0-0	–
Keith Smart	48-93	.340	0-0	–
Jerry Reynolds	56-114	.330	0-0	–
Paul Westphal	51-119	.300	0-0	–
Dick Motta	48-113	.298	0-0	–
Bill Russell	17-41	.293	0-0	–
Tom Marshall	35-94	.271	0-0	–
Tyrone Corbin	7-21	.250	0-0	–
Kenny Natt	11-47	.190	0-0	–
Jack McKinney	1-8	.111	0-0	–
Draff Young	0-3	.000	0-0	–

RICK ADELMAN

COACHING STAFF YEAR-BY-YEAR

YEAR	COACH	ASSISTANT COACHES			W-L
1985-86	Phil Johnson	Frank Hamblen	Jerry Reynolds		37-45
1986-87	Phil Johnson	Frank Hamblen			14-32
	Jerry Reynolds	Don Buse			15-21
1987-88	Bill Russell	Jerry Reynolds			17-41
	Jerry Reynolds	Phil Johnson			7-17
1988-89	Jerry Reynolds	Herman Kull			27-55
1989-90	Jerry Reynolds	Herman Kull			7-21
	Dick Motta	Herman Kull			16-38
1990-91	Dick Motta	Rex Hughes	Bill Berry		25-57
1991-92	Dick Motta	Rex Hughes			7-18
	Rex Hughes	Mike Bratz			22-35
1992-93	Garry St. Jean	Mike Schuler	Dave Wohl		25-57
1993-94	Garry St. Jean	Mike Schuler	Eddie Jordan	Mike Bratz	28-54
1994-95	Garry St. Jean	Eddie Jordan	Mike Bratz		39-43
1995-96	Garry St. Jean	Eddie Jordan	Mike Bratz		39-43
1996-97	Garry St. Jean	Mike Bratz	Eddie Jordan	Pete Carril	28-39
	Eddie Jordan	Mike Bratz	Pete Carril		6-9
1997-98	Eddie Jordan	Mike Bratz	Ralph Lewis	Pete Carril	27-55
1998-99	Rick Adelman	John Wetzel	Byron Scott	Pete Carril	27-23
1999-00	Rick Adelman	John Wetzel	Byron Scott	Pete Carril	44-38
2000-01	Rick Adelman	John Wetzel	Elston Turner	Pete Carril	55-27
2001-02	Rick Adelman	John Wetzel	Elston Turner	Pete Carril	61-21
2002-03	Rick Adelman	John Wetzel	Elston Turner	Pete Carril	Terry Porter 59-23
2003-04	Rick Adelman	John Wetzel	Elston Turner	Pete Carril	Bubba Burrage 55-27
2004-05	Rick Adelman	Elston Turner	T.R. Dunn	Pete Carril	Bubba Burrage 50-32
2005-06	Rick Adelman	Elston Turner	T.R. Dunn	Pete Carril	Bubba Burrage 44-38
2006-07	Eric Musselman	Scott Brooks	T.R. Dunn	Brendan O'Connor	33-49
			Mark Hughes	Jason Hamm	
2007-08	Reggie Theus	Kenny Natt	Chuck Person	Rex Kalamian	Jason Hamm 38-44
			Randy Brown	Bubba Burrage	
2008-09	Reggie Theus	Kenny Natt	Chuck Person	Rex Kalamian	Jason Hamm 6-18
			Randy Brown	Bubba Burrage	
	Kenny Natt	Rex Kalamian	Jason Hamm	Randy Brown	Bubba Burrage 11-47
2009-10	Paul Westphal	Jim Eyen	Mario Elie	Truck Robinson	Bryan Gates 25-57
			Pete Carril	Shareef Abdur-Rahim	
2010-11	Paul Westphal	Jim Eyen	Mario Elie	Truck Robinson	Otis Hughley 24-58
			Pete Carril		
2011-12	Paul Westphal	Jim Eyen	Bobby Jackson	Jim Todd	2-5
	Keith Smart	Jim Eyen	Bobby Jackson	Jim Todd	Alex English 20-39
2012-13	Keith Smart	Jim Eyen	Alex English	Bobby Jackson	Clifford Ray 28-54
2013-14	Michael Malone	Chris Jent	Corliss Williamson	Micah Nori	Dee Brown 28-54
					Ryan Bowen
2014-15	Michael Malone	Chris Jent	Corliss Williamson	Micah Nori	Dee Brown 11-13
					Ryan Bowen
	Tyrone Corbin	Corliss Williamson	Micah Nori	Dee Brown	Ryan Bowen 7-21
	George Karl	Corliss Williamson	Micah Nori	Vance Walberg	Dee Brown 11-19
					Ryan Bowen
2015-16	George Karl	Chad Iske	Corliss Williamson	John Welch	Anthony Carter 33-49
		Nancy Lieberman	Vance Walberg		
2016-17	Dave Joerger	Elston Turner	Bryan Gates	Duane Ticknor	Bob Thornton 32-50
		Jason March	Larry Lewis	Nancy Leiberman	Dan Hartfield

KINGS HOME ATTENDANCE HISTORY

Season	Attendance	Average
2016-17	721,928	17,608
2015-16	707,526	17,257
2014-15	762,855	18,606
2013-14	667,949	16,291
2012-13	563,743	13,750
2011-12	478,764	14,508
2010-11	569,496	13,890
2009-10	543,416	13,254
2008-09	520,169	12,687
2007-08	580,181	14,151
2006-07	709,997	17,317
2005-06	709,997	17,317
2004-05	709,997	17,317
2003-04	709,997	17,317
2002-03	709,997	17,317
2001-02	709,997	17,317
2000-01	709,997	17,317
1999-00	720,033	17,562
1998-99	418,751	16,750
1997-98	605,443	14,767
1996-97	709,997	17,317
1995-96	709,997	17,317
1994-95	709,997	17,317
1993-94	709,997	17,317
1992-93	709,997	17,317
1991-92	697,574	17,014
1990-91	697,574	17,014
1989-90	697,574	17,014
1988-89	677,197	16,517
1987-88	423,653	10,333
1986-87	423,653	10,333
1985-86	423,653	10,333
1984-85	262,812	6,410
1983-84	370,270	9,031
1982-83	340,359	8,301
1981-82	280,564	6,843
1980-81	336,585	8,209
1979-80	375,387	9,156
1978-79	442,354	10,789
1977-78	315,722	7,701
1976-77	330,526	8,062
1975-76	272,675	6,651
1974-75	308,906	7,534
1973-74	232,692	5,675
1972-73	261,860	6,387
1971-72	151,186	3,688
1970-71	131,734	3,991
1969-70	155,818	4,869
1968-69	113,822	4,065
1967-68	124,668	4,155
1966-67	156,931	4,755
1965-66	208,865	6,329
1964-65	169,570	5,299
1963-64	228,012	6,909
1962-63	137,739	4,173
1961-62	146,468	4,724
1960-61	194,017	6,258
1959-60	58,244	1,878
1958-59	68,470	2,445
1957-58	105,590	3,641

ALL-TIME NBA CONSECUTIVE SELLOUT STREAKS

Sacramento has two of the highest consecutive sellout streaks in NBA history. The Kings sold out 497 games beginning with the first game in Sacramento until the 1996-97 season. ARCO Arena hosted 354 consecutive sellouts from the 1999-00 season until the final regular season game of the 2006-07 season.

	Team	Sellouts	Dates
1.	Portland Trail Blazers	814	4/9/77 - 11/16/95
2.	Boston Celtics	662	12/80 - 5/5/95
3.	Chicago Bulls	610	10/20/97 - 11/7/00
4.	**SACRAMENTO KINGS**	**497**	**10/25/85 - 11/4/97**
5.	New York Knicks	433	2/4/93 - 11/2/02
6.	Phoenix Suns	390	2/3/90 - 2/7/99
7.	Charlotte Hornets	371	12/23/88 - 11/21/97
8.	**SACRAMENTO KINGS**	**354**	**11/26/99 - 4/18/07**
9.	Golden State Warriors	310	3/9/89 - 4/19/96

DID YOU KNOW … Upon moving from Kansas City to Sacramento, the Kings played their first three seasons (1985-86 - 1987-88) at ARCO Arena I dubbed "The Madhouse on Market Street." The first Kings game played in current building, ARCO Arena II, was on November 8, 1988, against the Seattle SuperSonics. NBA Commissioner David Stern was among the sold-out crowd of 16,517 that witnessed the Kings fall, 97-75.

HOME/ROAD RECORD BREAKDOWNS IN SAC ERA

					vs. West			vs. East			vs. Division		
Year	Overall	Home	Road	Neutral	Overall	H	A	Overall	H	A	Overall	H	A
1985-86	37-45	25-16	12-29		28-32	19-11	9-21	9-13	6-5	3-8	15-15	11-4	4-11
1986-87	29-53	20-21	9-32		22-38	15-15	7-23	7-15	5-6	2-9	10-20	5-10	5-10
1987-88	24-58	19-22	5-36		19-41	15-15	4-26	5-17	4-7	1-10	9-21	8-7	1-14
1988-89	27-55	21-20	6-35		23-35	19-10	4-25	4-20	2-10	2-10	12-22	9-8	3-14
1989-90	23-59	16-25	7-34		14-42	9-19	5-23	9-17	7-6	2-11	7-21	4-10	3-11
1990-91	25-57	24-17	1-40		18-38	18-10	0-28	7-19	6-7	1-12	9-19	9-5	0-15
1991-92	29-53	21-20	8-33		17-37	12-15	5-22	12-16	9-5	3-11	6-24	5-10	1-14
1992-93	25-57	16-25	9-32		18-36	11-16	7-20	7-21	5-9	2-12	6-24	4-11	2-13
1993-94	28-54	20-21	8-33		17-37	13-14	4-23	11-17	7-7	4-10	9-21	8-7	1-14
1994-95	39-43	27-14	12-29		25-29	16-11	9-18	14-14	11-3	3-11	17-13	11-4	6-9
1995-96	39-43	26-15	13-28		23-29	16-10	7-19	16-14	10-5	6-9	11-13	8-4	3-9
1996-97	34-48	22-19	12-29		23-29	15-11	8-18	11-19	7-8	4-11	8-16	7-5	1-11
1997-98	27-55	21-20	6-35		18-34	13-13	5-21	9-21	8-7	1-14	6-18	5-7	1-11
1998-99	27-23	16-9	11-14		23-21	13-9	10-12	4-2	3-0	1-2	11-9	4-5	7-4
1999-00	44-38	29-11	14-26	1-1	25-27	17-9	8-18	19-11	13-2	6-9	9-15	6-6	3-9
2000-01	55-27	33-8	22-19		35-17	21-5	14-12	20-10	12-3	8-7	16-8	10-2	6-6
2001-02	61-21	36-5	25-16		37-15	22-4	15-11	24-6	14-1	10-5	15-9	10-2	5-7
2002-03	59-23	35-6	24-17		36-16	20-6	16-10	23-7	15-0	8-7	17-7	10-2	7-5
2003-04	55-27	34-7	21-20		31-21	20-6	11-15	24-6	14-1	10-5	16-8	11-1	5-7
2004-05	50-32	30-11	20-21		28-24	16-10	12-14	22-8	14-1	8-7	10-6	4-4	6-2
2005-06	44-38	27-14	17-24		30-22	19-7	11-15	14-16	8-7	6-9	10-6	6-2	4-4
2006-07	33-49	20-21	13-28		18-34	9-17	9-17	15-15	11-4	4-11	5-11	3-5	2-6
2007-08	38-44	26-15	12-29		21-31	16-10	5-21	17-13	10-5	7-8	3-13	2-6	1-7
2008-09	17-65	11-30	6-35		16-36	11-15	5-21	1-29	0-15	1-14	7-9	5-3	2-6
2009-10	25-57	18-23	7-34		16-36	13-13	3-23	9-21	5-10	4-11	5-11	4-4	1-7
2010-11	24-58	11-29	13-28		15-36	8-17	7-19	9-21	3-12	6-9	7-8	4-3	3-5
2011-12	22-44	16-17	6-27		16-32	13-11	3-21	6-12	3-6	3-6	3-10	3-5	0-5
2012-13	28-54	20-21	8-33		14-38	11-15	3-23	14-16	9-6	5-10	7-9	5-3	2-6
2013-14	28-54	17-24	11-30		15-37	8-18	7-19	13-17	9-6	4-11	3-13	2-6	1-7
2014-15	29-53	18-23	11-30		18-34	10-16	8-18	11-19	8-7	3-12	7-9	3-5	4-4
2015-16	33-49	18-22	15-26	0-1	19-33	10-16	9-17	14-16	8-7	6-9	8-8	4-4	4-4
2016-17	32-50	17-24	15-26		21-31	11-15	10-16	11-19	6-9	5-10	7-9	3-5	4-4

** Sacramento was in the Midwest Division from 1985-86 to 1987-88 before playing in the Pacific Division*

FRANCHISE HOME/ROAD RECORDS

YEAR	Overall	Home	Road	Neutral
1948-49	45-15	24-5	20-10	1-0
1949-50	51-17	33-1	17-16	1-0
1950-51	41-27	29-5	12-22	0-0
1951-52	41-25	28-5	12-18	1-2
1952-53	44-26	24-8	13-16	7-2
1953-54	44-28	18-10	12-15	14-3
1954-55	29-43	17-11	4-19	8-13
1955-56	31-41	15-14	7-21	9-6
1956-57	31-41	19-12	9-22	3-7
1957-58	33-39	17-12	10-19	6-8
1958-59	19-53	9-19	2-25	8-9
1959-60	19-56	9-22	2-20	8-14
1960-61	33-46	18-13	8-19	7-14
1961-62	43-37	18-13	14-16	11-8
1962-63	42-38	23-10	15-19	4-9
1963-64	55-25	26-7	18-18	11-0
1964-65	48-32	25-7	17-21	6-4
1965-66	45-35	25-6	11-23	9-6
1966-67	39-42	20-11	12-24	7-7
1967-68	39-43	18-12	13-23	8-8
1968-69	41-41	15-13	16-21	10-7
1969-70	36-46	19-13	14-25	3-8
1970-71	33-49	17-16	11-28	5-5
1971-72	30-52	20-18	8-32	2-2
1972-73	36-46	24-17	12-29	
1973-74	33-49	20-21	13-28	
1974-75	44-38	29-12	15-26	
1975-76	31-51	25-16	6-35	
1976-77	40-42	28-14	12-28	
1977-78	31-51	22-19	9-32	
1978-79	48-34	32-9	16-25	
1979-80	47-35	30-11	17-24	
1980-81	40-42	24-17	16-25	
1981-82	30-52	23-18	7-34	
1982-83	45-37	30-11	15-26	
1983-84	38-44	26-15	12-29	
1984-85	31-51	23-18	8-33	
1985-86	37-45	25-16	12-29	
1986-87	29-53	20-21	9-32	
1987-88	24-58	19-22	5-36	
1988-89	27-55	21-20	6-35	
1989-90	23-59	16-25	7-34	
1990-91	25-57	24-17	1-40	
1991-92	29-53	21-20	8-33	
1992-93	25-57	16-25	9-32	
1993-94	28-54	20-21	8-33	
1994-95	39-43	27-14	12-29	
1995-96	39-43	26-15	13-28	
1996-97	34-48	22-19	12-29	
1997-98	27-55	21-20	6-35	
1998-99	27-23	16-9	11-14	
1999-00	44-38	29-11	14-26	1-1
2000-01	55-27	33-8	22-19	
2001-02	61-21	36-5	25-16	
2002-03	59-23	35-6	24-17	
2003-04	55-27	34-7	21-20	
2004-05	50-32	30-11	20-21	
2005-06	44-38	27-14	17-24	
2006-07	33-49	20-21	13-28	
2007-08	38-44	26-15	12-29	
2008-09	17-65	11-30	6-35	
2009-10	25-57	18-23	7-34	
2010-11	24-58	11-29	13-28	
2011-12	22-44	16-17	6-27	
2012-13	28-54	20-21	8-33	
2013-14	28-54	17-24	11-30	
2014-15	29-53	18-23	11-30	
2015-16	33-49	18-22	15-26	0-1
2016-17	32-50	17-24	15-26	
	2496-2955	*1532-1036*	*844-1774*	*150-144*
	.458	*.596*	*.322*	*.510*

KINGS SEASON OPENERS

HOME OPENERS (in Sacramento, 22-7)

Year	Opponent	W/L	Score	+/-
1985-86*	LA Clippers$	L	104-108	-4
1986-87*	LA Clippers$	W	107-106	+1
1987-88*	Golden State$	W	134-106	+28
1988-89	Seattle$	L	75-97	-22
1989-90	Seattle$	W	107-100	+7
1990-91	Portland$	L	93-95 OT	-2
1991-92*	LA Clippers$	W	94-90	+4
1992-93*	San Antonio$	W	114-106	+8
1993-94*	Denver$	W	1-9-100	+9
1994-95*	Phoenix$	W	107-89	+18
1995-96*	Minnesota$	W	95-86	+9
1996-97	Houston$	L	80-102	-22
1997-98	Houston$	L	77-93	-16
1998-99	Vancouver$	W	109-87	+22
1999-00*	Minnesota (J)	W	100-95	+5
	Utah$	W	105-92	+13
2000-01	Portland$	W	79-75	+4
2001-02*	Seattle$	W	101-95	+6
2002-03*	Cleveland$	W	94-67	+27
2003-04*	Cleveland$	W	106-92	+14
2004-05	Toronto$	W	108-92	+16
2005-06	Detroit$	L	88-102	-14
2006-07	Minnesota$	W	93-81	+12
2007-08	Seattle	W	104-98	+6
2008-09	Memphis	W	100-95	+5
2009-10	Memphis$	W	127-116 OT	+11
2010-11	Toronto$	W	111-108	+3
2011-12*	LA Lakers$	W	100-91	+9
2012-13	Golden State$	W	94-92	+2
2013-14*	Denver$	W	90-88	+2
2014-15*	Golden State$	L	77-95	-18
2015-16*	LA Clippers$	L	104-111	-7
2016-17	San Antonio$	L	94-102	-8

* Season-opening games (16-16)
(J) 1999 NBA Japan Games
$ denotes home sellout

ROAD OPENERS (7-20)

Year	Opponent	W/L	Score	+/-
1985-86	at Denver	L	112-123	-11
1986-87	at Seattle	L	103-114	-11
1987-88	at Utah	L	100-121	-21
1988-89*	at Portland	L	103-121	-18
1989-90*	at Portland	L	96-114	-18
1990-91*	at LA Clippers	L	80-90	-10
1991-92	at Golden State	L	91-153	-62
1992-93	at LA Lakers	W	124-114	+10
1993-94	at Phoenix	L	110-132	-22
1994-95	at Seattle	W	108-100	+8
1995-96	at Philadelphia	W	109-106	+3
1996-97*	at Houston	L	85-96	-11
1997-98*	at Vancouver	L	96-97	-1
1998-99*	at San Antonio	L	83-101	-18
1999-00	Minnesota (J)	L	101-114	-13
	at Houston	W	128-110	+18
2000-01*	at Chicago	W	100-81	+19
2001-02	at Denver	W	106-94	+12
2002-03	at Memphis	W	116-99	+17
2003-04	at Denver	L	88-109	-21
2004-05*	at Dallas	L	98-107	-9
2005-06*	at NO/OK City	L	67-93	-26
2006-07*	at Minnesota	L	83-92	-9
2007-08*	at New Orleans	L	90-104	-14
2008-09*	at Minnesota	L	96-98	-2
2009-10*	at Okla. City	L	89-102	-13
2010-11*	at Minnesota	W	117-116	+1
2011-12	at Portland	L	79-101	-22
2012-13*	at Chicago	L	87-93	-6
2013-14	at Golden State	L	87-98	-11
2014-15	at LA Clippers	W	98-92	+6
2015-16	at LA Clippers	L	109-114	-5
2016-17*	at Phoenix	W	113-94	+19

SACRAMENTO ERA ROOKIE SINGLE-GAME RECORDS

Category	No.	Date/Opponent		Player
FGM	16	03/23/91	vs. PHO	Lionel Simmons
FGA	31	03/23/91	vs. PHO	Lionel Simmons
FG3M	7	02/09/89	vs. GS	Ricky Berry
FG3A	14	02/09/89	vs. GS	Ricky Berry
FT	**18**	**04/11/11**	**vs. OKC**	**DeMarcus Cousins**
FTA	**21**	**04/11/11**	**vs. OKC**	**DeMarcus Cousins**
OffR	**10**	**12/06/08**	**vs. DEN**	**Jason Thompson**
DefR	16	02/06/91	vs. POR	Lionel Simmons
REB	**19**	**04/01/09**	**at GS (OT)**	**Jason Thompson**
	19	01/12/98	vs. PHO	Michael Stewart
	19	02/06/91	vs. POR	Lionel Simmons
AST	15	02/15/88	at CLE	Kenny Smith
	15	02/11/88	vs. POR	Kenny Smith
STL	7	03/19/88	vs. HOU	Kenny Smith
TO	**8**	**03/21/11**	**at CHI**	**DeMarcus Cousins**
	8	**03/19/10**	**vs. MIL**	**Tyreke Evans**
	8	02/01/91	at MIL	Lionel Simmons
BLK	9	04/18/91	vs. DEN	Duane Causwell
	9	01/06/98	vs. LAC	Michael Stewart
PTS	42	03/23/91	vs. PHO	Lionel Simmons

LIONEL SIMMONS

DeMARCUS COUSINS

DID YOU KNOW ... En route to setting a Sacramento-era rookie record for most free throws attempted in a game, DeMarcus Cousins matched the Sleep Train Arena mark for most free-throw attempts in a half with 17 coming in the second half against Oklahoma City on April 11, 2011.

FRANCHISE OVERTIME RECORDS

(All-Time Overall: 134-184, Home: 70-92, Road: 58-82, Neutral: 7-9)

2016-17 (2-6)
L at Miami 96 - 108
L at Portland 120 - 122
L at Washington 95 - 101
W at Cleveland 116 - 112
L at Indiana 111 - 115
W Golden State 109 - 106
L Utah 109 - 110
L Washington 122 - 130

2015-16 (0-3)
L at Charlotte 122 - 127
L at Dallas 116 - 117**
L Charlotte 128 - 129**

2014-15 (3-3)
W at Phoenix 114 - 112**
W Indiana 102 - 101
L Houston 109 - 113
W New York 135 - 129
L Dallas 104 - 108
L at Miami 109 - 114

2013-14 (4-2)
L L.A. Clippers 98 - 104
W at Utah 112 - 102
W Miami 108 - 103
L Indiana 111 - 116
W at New York 106 - 101
W Washington 117 - 111

2012-13 (0-4)
L at Indiana 98 - 106**
L Dallas 112 - 117
L at Utah 91 - 98
L at Miami 129 - 141**

2011-12 (1-2)
W Golden State 114 - 106
L at Denver 116 - 119
L at Houston 106 - 113

2010-11 (1-6)
L Golden State 109 - 117
L at Washington 133 - 136
L Portland 90 - 94
L at Golden State 112 - 119
L at Utah 102 - 109
W at Philadelphia 114 - 111
L LA Lakers 108 - 116

2009-10 (2-4)
W Memphis 127 - 116
L Cleveland 104 - 117
L LA Lakers 109 - 112**
L at Denver 109 - 112
W at New York 118 - 114
L Milwaukee 108 - 114

2008-09 (2-5)
L Phoenix 95 - 97
L New Jersey 114 - 116
L Miami 115 - 119
W at Golden State 135 - 133***
W Oklahoma City 122 - 118
L Cleveland 123 - 126
L at Golden State 141 - 143

2007-08 (3-1)
W New York 123 - 118**
W at Charlotte 116 - 115
L at LA Clippers 109 - 116**
W Memphis 107 - 106

2006-07 (0-5)
L Miami 91 - 93
L LA Lakers 128 - 132
L Portland 105 - 110
L Houston 111 - 115
L at Houston 104 - 109

2005-06 (3-3)
L at Charlotte 103 - 106
W LA Lakers 118 - 109
L at Orlando 78 - 83
W at New York 106 - 102
L at Toronto 123 - 124
W at Chicago 105 - 101

2004-05 (5-2)
L at Houston 101 - 104
W at Indiana 97 - 92
L at New Orleans 117 - 121
W Portland 113 - 107
W at Houston 117 - 111
W at Golden State 111 - 107
W at LA Clippers 111 - 107

2003-04 (1-3)
W at Minnesota 125 - 121
L at Portland 110 - 112
L Minnesota 109 - 112
L Portland 104 - 109

2002-03 (3-3)
L Portland 113 - 119
L at Minnesota 109 - 115
W at Dallas 126 - 124
W Minnesota 96 - 95
W at Utah 108 - 105
L Dallas 123 - 129

2001-02 (1-2)
W at San Antonio 109 - 106
L Dallas 114 - 120
L at Portland 110 - 116

2000-01 (9-4)
Kings' 9 wins - most in NBA history
Kings' 13 games - tied 2nd most in NBA history
L at Cleveland 100 - 102**
W at Golden State 114 - 107
L LA Lakers 110 - 112
L Philadelphia 104 - 107
W Phoenix 121 - 117
L Indiana 91 - 93
W at Utah 97 - 94
W at Toronto 119 - 118***
W LA Clippers 106 - 93
W at Orlando 114 - 108
W New York 124 - 117
W LA Clippers 116 - 109
W at San Antonio 107 - 105

1999-00 (1-4)
L Portland 103 - 108
L at Denver 117 - 123
W at San Antonio 108 - 103
L San Antonio 92 - 98
L Seattle 112 - 119

1998-99 (4-4)
L at Utah 112 - 120
W at Seattle 109 - 106
L Portland 93 - 97
W Utah 104 - 101
W at Seattle 112 - 106
L Utah 100 - 105
L Seattle 98 - 99
W San Antonio 104 - 100

1997-98 (0-2)
L at Golden State 91 - 95
L Vancouver 108 - 112

1996-97 (4-2)
L at Portland 90 - 92
L Miami 108 - 111**
W Portland 101 - 99
W Indiana 105 - 98
W San Antonio 114 - 110
W at Golden State 122 - 120

1995-96 (2-1)
L at Houston 111 - 118
W Charlotte 107 - 101
W Cleveland 105 - 100

1994-95 (2-3)
W Denver 108 - 105
W Dallas 110 - 109**
L at LA Lakers 104 - 109**
L Utah 102 - 95
L LA Clippers 112 - 105

1993-94 (1-2)
L Cleveland 119 - 109
W Philadelphia 94 - 92
L at LA Lakers 128 - 123

1992-93 (3-1)
W at Millwaukee 102 - 99
W at Minnesota 102 - 96
L Portland 113 - 111
W Dallas 108 - 107

1991-92 (2-3)
L Seattle 115 - 106
W at Milwaukee 106 - 105
W New York 110 - 109
L Golden State 148 - 136**
L at Golden State 124 - 116

1990-91 (0-1)
L Portland 95 - 93

1989-90 (1-2)
L Boston 115 - 112
W Utah 122 - 109
L Seattle 130 - 118

1988-89 (0-3)
L Denver 133 - 126
L at Portland 147 - 142**
L at Portland 126 - 120

1987-88 (2-2)
L Milwaukee 117 - 113
W Philadelphia 115 - 114
L LA Lakers 125 - 120
W Denver 116 - 114

1986-87 (1-3)
L LA Lakers 127 - 117
W at Chicago 124 - 120
L Houston 108 - 102
L Golden State 124 - 118

1985-86 (2-1)
W Seattle 98 - 96
L at LA Lakers 122 - 121**
W at Dallas 127 - 120

1984-85 (2-1)
L Dallas 117 - 110
W at LA Clippers 126 - 122
W at Philadelphia 118 - 117

1983-84 (1-1)
L Milwaukee 112 - 110
W Cleveland 142 - 137**

FRANCHISE OVERTIME RECORDS

1982-83 (0-4)
L San Antonio 102 - 101
L at Utah 119 - 117
L at Houston 116 - 115
L Seattle 120 - 115

1981-82 (2-5)
L Detroit 129 - 122
W Dallas 113 - 109
L Boston 124 - 119
L at Portland 127 - 116
L Washington 109 - 106
L at Detroit 127 - 119
W Chicago 124 - 122**

1980-81 (0-5)
L Los Angeles 112 - 107
L at Milwaukee 118 - 112
L at Portland 129 - 123
L Denver 126 - 124**
L San Antonio 114 - 111

1979-80 (2-3)
L Seattle 107 - 102
L at San Antonio 127 - 125
W at Utah 128 - 121
L at Chicago 113 - 107
W Washington 108 - 106

1978-79 (3-4)
W at Milwaukee 122 - 117
L at San Antonio 129 - 125†
L at Golden State 111 - 110†
L at Atlanta 122 - 120†
L at Golden State 132 - 122
W Los Angeles 115 - 111
W New Jersey 117 - 114

1977-78 (3-3)
L Washington 131 - 125
W New Jersey 118 - 115
L Golden State 97 - 92
W Los Angeles 127 - 122
L Seattle 114 - 107
W at Washington 108 - 105

1976-77 (1-5)
W Los Angeles 117 - 115
L at Houston 127 - 126
L Cleveland 98 - 91
L Boston 126 - 125
L at New Orleans 100 - 94
L at Philadelphia 111 - 105

1975-76 (2-1)
W at Phoenix 120 - 117
W Atlanta 114 - 113
L at Boston 120 - 117

1974-75 (0-2)
L at Cleveland 92 - 91
L at New Orleans 114 - 107

1973-74 (1-0)
W Houston 118 - 116

1972-73 (1-3)
L Chicago 106 - 97
W Detroit 140 - 132
L New York 116 - 115
L Milwaukee 116 - 113

1971-72 (3-1)
W at Philadelphia 113 - 106
L at Chicago 108 - 104
W at Buffalo 109 - 107
W Detroit 133 - 132

1970-71 (3-2)
L Det. at Omaha 136 - 135**
W Portland 133 - 128
L at Seattle 132 - 131
W at Baltimore 133 - 132
W New York 120 - 118

1969-70 (2-4)
L at Baltimore 131 - 126
L at Detroit 119 - 116
W at Phoenix 137 - 130**
L San Francisco 124 - 120
W Milwaukee 112 - 110
L Chi. at Omaha 142 - 140

1968-69 (3-2)
L Boston 117 - 114
W Phoenix at Cle. 130 - 123
W at San Francisco 113 - 107
L Baltimore 130 - 128
W Los Angeles 136 - 128

1967-68 (1-3)
L at Detroit 142 - 141
L Sea. at Phoenix 132 - 129
L Chi. at Cleveland 112 - 104
W at Philadelphia 131 - 130

1966-67 (0-3)
L at St. Louis 133 - 123
L Boston 113 - 112
L at San Francisco 123 - 120

1965-66 (1-2)
L Phi. at Syracuse 135 - 132
L at Baltimore 129 - 127
W New York 149 - 145

1964-65 (2-2)
W St. Louis 130 - 125
W at New York 125 - 116
L at Los Angeles 137 - 133**
L NY at Detroit 115 - 112

1963-64 (1-0)
W at Boston 119 - 117

1962-63 (2-3)
W San Francisco 131 - 130
L Boston 128 - 127
L Los Angeles 131 - 128
W New York 112 - 106
L Los Angeles 120 - 119

1961-62 (1-2)
L LA at WV+ 134 - 128
W LA at Dayton, OH 113 - 109
L Boston 129 - 123
+ Morgantown

1960-61 (2-1)
W Syracuse 143 - 140
W St. Louis 129 - 128
L New York 122 - 118

1959-60 (0-1)
L Minneapolis 99 - 93

1958-59 (3-2)
W Minn. at St.Louis 132 - 128***
L at Boston 125 - 115
W at Syracuse 121 - 120
L Syracuse 145 - 138***
W St. Louis 124 - 122

1957-58 (1-1)
L Boston 122 - 110
W Detroit 99 - 96

1956-57 (2-2)
L at Fort Wayne 104 - 102
W at Fort Wayne 101 - 100
W St. Louis 102 - 101
L St. Louis 108 - 106

1955-56 (1-3)
L New York 100 - 98
L at Fort Wayne 90 - 88
W Fort Wayne 117 - 116
L St. Louis at Milw. 100 - 97

1954-55 (2-1)
W at Milwaukee 90 - 87
W Minn. at Buffalo 99 - 97
L Minneapolis 107 - 104

1953-54 (3-2)
W Minneapolis 98 - 91***
W at New York 80 - 75
L at New York 95 - 90
W Fort Wayne 77 - 76
L Syracuse 93 - 95***

1952-53 (5-7)
W Indianapolis 99 - 96****
W at Baltimore 99 - 97
L New York 99 - 97
L Boston 83 - 81
L at Minneapolis 83 - 80
L Boston at NY 88 - 85
L at Milwaukee 83 - 79**
W Fort Wayne at Mil. 70 - 68
W Mil. at Buffalo 80 - 78
L at Syracuse 83 - 79
L at Milwaukee 85 - 82
W NY at Boston 79 - 71

1951-52 (2-4)
W at Fort Wayne 76 - 71†
L at Indianapolis 69 - 65**†
L at Minneapolis 70 - 65**†
L at Minneapolis 91 - 81
L at New York 92 - 90
W Minneapolis 94 - 92

1950-51 (4-5)
L at Tri-Cities 82 - 79
L Minneapolis 86 - 77**
L Syracuse 79 - 75
W New York 91 - 88
L Indianapolis 75 - 73 6OT*
W at Baltimore 80 - 78
L at New York 88 - 83
W New York 102 - 92****
W at Boston 111 - 107

1949-50 (2-1)
L at Chicago 75 - 72
W at New York 83 - 80
W at St. Louis 75 - 73**

1948-49 (5-1)
W Chicago 105 - 103**
W Philadelphia 105 - 101
W at Fort Wayne 83 - 78
W New York 103 - 98**
W at Fort Wayne 81 - 80
L at Washington 99 - 94**

** Two overtime periods
*** Three overtime periods
**** Four overtime periods
****** Six overtime periods
† Ties NBA record for most consecutive OT games

KINGS NATIONALLY TELEVISED GAMES

1985-1986 (1-0)

Date	Opponent	TV	W/L
12/3/85	vs. Chicago	WTBS	W

1986-1987 (0-2)

Date	Opponent	TV	W/L
11/4/86	vs. Houston	WTBS	L
2/10/87	vs. LA Lakers	WTBS	L

1987-1988 (0-1)

Date	Opponent	TV	W/L
12/8/87	at Houston	TBS	L

1988-1989 (1-0)

Date	Opponent	TV	W/L
1/10/89	vs. LA Lakers	TBS	W

1989-1990 (0-1)

Date	Opponent	TV	W/L
11/10/89	at Phoenix	TNT	L

1990-1991 (0-1)

Date	Opponent	TV	W/L
11/6/90	vs. Atlanta	TNT	L

1991-1992 (1-0)

Date	Opponent	TV	W/L
1/31/92	vs. LA Clippers	TNT	W

1992-1993 (0-1)

Date	Opponent	TV	W/L
11/20/92	vs. Portland	TNT	L

1993-1994 (1-0)

Date	Opponent	TV	W/L
11/12/93	vs. San Antonio	TNT	W

1994-1995

No National TV Games

1995-1996 (0-1)

Date	Opponent	TV	W/L
12/22/95	at LA Lakers	TNT	L

1996-1997 (1-1)

Date	Opponent	TV	W/L
12/6/96	vs. Phoenix	TNT	L
1/22/97	vs. Detroit	TBS	W

1997-1998 (0-1)

Date	Opponent	TV	W/L
11/26/97	at LA Clippers	TBS	L

1998-1999 (1-1)

Date	Opponent	TV	W/L
3/26/99	at LA Lakers	TNT	W
4/13/99	vs. Utah	TNT	L

1999-2000 (9-15)

Date	Opponent	TV	W/L
11/5/99	vs. Minnesota (J)	TNT	W
11/12/99	vs. Utah	TNT	W
12/8/99	vs. L.A. Lakers	TBS	W
12/28/99	vs. Boston	TNT	W
1/22/00	vs. Utah	NBC	L
1/25/00	at Charlotte	TNT	W
1/30/00	at New York	NBC	L
2/4/00	at Indiana	TNT	L
2/6/00	at Philadelphia	NBC	L
2/15/00	vs. Phoenix	TNT	L
2/18/00	vs. Seattle	TNT	W
2/20/00	vs. Portland	NBC	L
3/4/00	at San Antonio	NBC	W
3/14/00	at Portland	TNT	L
3/26/00	vs. L.A. Lakers	NBC	L
3/28/00	vs. New York	TNT	W
4/2/00	vs. Philadelphia	NBC	W
4/7/00	vs. Minnesota	TNT	L
4/9/00	vs. Phoenix	NBC	L
4/11/00	vs. San Antonio	TNT	L
4/14/00	at L.A. Lakers	TNT	L
4/16/00	at Portland	NBC	L
4/18/00	vs. Seattle	TNT	L
4/19/00	at Utah	TBS	L

(J) Japan Games

2000-01 (10-11)

Date	Opponent	TV	W/L
11/14/00	vs. Orlando	TBS	W
11/16/00	vs. L.A. Lakers	TNT	L
12/5/00	vs. San Antonio	TBS	W
12/12/00	at Atlanta	TBS	L
12/30/00	vs. Philadelphia	NBC	L
1/20/01	at Portland	NBC	W
1/25/01	vs. San Antonio	TNT	L
2/4/01	at L.A. Lakers	NBC	L
2/6/01	at Milwaukee	TBS	L
2/7/01	at Minnesota	TNT	L
2/13/01	at Utah	TBS	W
2/18/01	vs. Utah	NBC	L
2/25/01	at New York	NBC	L
3/6/01	vs. Toronto	TBS	W
3/7/01	at Phoenix	TNT	W
3/13/01	at Orlando	TBS	W
3/25/01	vs. L.A. Lakers	NBC	L
3/28/01	at L.A. Lakers	TNT	W
4/5/01	at Utah	TNT	W
4/8/01	vs. Portland	NBC	W
4/15/01	at Phoenix	NBC	L

2001-02 (11-6)

Date	Opponent	TV	W/L
11/13/01	vs. Toronto	TBS	W
11/27/01	at Houston	TBS	W
12/4/01	vs. Philadelphia	TBS	W
1/16/02	at Denver	TNT	W
1/22/02	at Portland	TBS	L
1/24/02	vs. Utah	TNT	W
1/26/02	at Utah	NBC	W
2/14/02	vs. Washington	TNT	W
2/21/02	at San Antonio	TNT	L
2/23/02	at Dallas	NBC	L
2/26/02	vs. Utah	TBS	W
3/3/02	vs. Indiana	NBC	L
3/13/02	at Philadelphia	TNT	W
3/24/02	vs. L.A. Lakers	NBC	L
3/26/02	vs. L.A. Clippers	TBS	W
4/9/02	vs. Minnesota	TBS	W
4/17/02	at L.A. Lakers	TNT	L

2002-03 (19-9)

Date	Opponent	TV	W/L
10/31/02	vs. Portland	TNT	W
11/6/02	at New York	ESPN	L
11/8/02	vs. Memphis	ESPN	W
11/13/02	at Golden State	ESPN	W
12/19/02	vs. San Antonio	TNT	L
12/25/02	at L.A. Lakers	ABC	W
1/7/03	at Milwaukee	NBATV	W
1/9/03	at New Jersey	TNT	W
1/15/03	vs. Dallas	ESPN	W
1/30/03	at Seattle	TNT	W
1/31/03	vs. L.A. Lakers	ESPN	L
2/2/03	at Houston	NBATV	L
2/11/03	vs. Washington	NBATV	W
2/16/03	vs. San Antonio	ABC	L
2/20/03	vs. Boston	TNT	W
2/25/03	vs. Detroit	NBATV	W
2/27/03	at Dallas	TNT	W
3/1/03	at San Antonio	ESPN	L
3/5/03	vs. Minnesota	ESPN	W
3/13/03	at Phoenix	TNT	L
3/16/03	vs. Dallas	ABC	L
3/20/03	vs. L.A. Lakers	TNT	W
4/1/03	at Indiana	NBATV	W
4/2/03	at Washington	ESPN	W
4/4/03	at Boston	ESPN	W
4/6/03	at Philadelphia	ABC	W
4/10/03	at L.A. Lakers	TNT	L
4/16/03	vs. Utah	ESPN	W

2003-04 (19-14)

Date	Opponent	TV	W/L
10/29/03	vs. Cleveland	ESPN	W
10/31/03	vs. Philadelphia	ESPN	W
11/9/03	at Boston	NBATV	L
11/13/03	at Portland	TNT	L
11/16/03	vs. Golden State	NBATV	W
11/25/03	vs. Memphis	NBATV	W
12/5/03	vs. Minnesota	ESPN	L
12/25/03	vs. Dallas	ABC	L
1/3/04	at L.A. Clippers	NBATV	W
1/9/04	at Phoenix	ESPN	W
1/16/04	vs. L.A. Lakers	ESPN	W
1/20/04	vs. Portland	NBATV	L
1/22/04	at Cleveland	TNT	W
1/25/04	at Dallas	ABC	L
1/28/04	at Houston	ESPN	W
1/29/04	at San Antonio	TNT	W
2/3/04	vs. Seattle	NBATV	W
2/6/04	vs. San Antonio	ESPN	L
2/19/04	at Minnesota	TNT	L
2/26/04	at L.A. Lakers	TNT	W
3/2/04	vs. L.A. Clippers	NBATV	W
3/4/04	at Philadelphia	TNT	W
3/11/04	vs. Dallas	TNT	W
3/14/04	vs. San Antonio	ABC	W
3/21/04	vs. Houston	ESPN	W
3/24/04	at L.A. Lakers	ESPN	L
3/31/04	at San Antonio	NBATV	L
4/1/04	at Dallas	TNT	L
4/4/04	at Houston	ABC	W
4/8/04	vs. Minnesota	TNT	L
4/9/04	at Phoenix	ESPN	L
4/11/04	vs. L.A. Lakers	ABC	W
4/12/04	at Denver	NBATV	L

DID YOU KNOW ... The Kings had 16 nationally televised games in the first 14 seasons in Sacramento. In each of the next five seasons, the Kings had 15 or more national TV appearances, including a high of 33 during the 2003-04 season.

KINGS NATIONALLY TELEVISED GAMES

2004-05 (15-15)

Date	Opponent	TV	W/L
11/6/04	at Houston	NBATV	L
11/10/04	at Seattle	ESPN	L
11/14/04	vs. Denver	NBATV	W
11/19/04	vs. Memphis	ESPN	W
11/26/04	at L.A. Lakers	ESPN	W
12/3/04	vs. Indiana	ESPN	W
12/11/04	at Indiana	NBATV	W
12/16/04	vs. L.A. Lakers	TNT	L
12/21/04	vs. Washington	NBATV	W
12/23/04	vs. Miami	TNT	L
1/18/05	vs. Portland	NBATV	W
1/20/05	vs. Cleveland	TNT	W
1/27/05	at San Antonio	TNT	L
1/28/05	at Houston	ESPN	W
2/8/05	vs. Phoenix	NBATV	L
2/10/05	at Seattle	TNT	L
2/11/05	vs. Dallas	ESPN	L
2/24/05	at Dallas	TNT	L
3/1/05	at Charlotte	NBATV	L
3/4/05	at Miami	ESPN	L
3/6/05	vs. Detroit	ABC	W
3/13/05	vs. Houston	ABC	L
3/17/05	at Golden State	TNT	L
3/24/05	vs. Dallas	NBATV	W
4/1/05	at Cleveland	ESPN	W
4/3/05	vs. Minnesota	ABC	L
4/10/05	vs. L.A. Lakers	ABC	W
4/15/05	at L.A. Lakers	ESPN	W
4/16/05	at Phoenix	NBATV	L
4/20/05	vs. Phoenix	ESPN	W

2005-06 (8-9)

Date	Opponent	TV	W/L
11/8/05	vs. Detroit	NBATV	L
11/9/05	at Denver	ESPN	L
11/30/05	at Golden State	NBATV	L
12/8/05	vs. Houston	TNT	L
12/22/05	vs. Dallas	TNT	L
1/17/06	vs. Phoenix	NBATV	W
1/19/06	vs. L.A. Lakers	TNT	W
1/22/06	at Miami	NBATV	L
1/24/06	at Philadelphia	NBATV	L
2/9/06	vs. Chicago	TNT	W
2/23/06	at L.A. Lakers	TNT	L
3/10/06	vs. Memphis	NBATV	W
3/12/06	vs. Dallas	NBATV	W
3/17/06	at Indiana	NBATV	L
4/5/06	at San Antonio	ESPN	W
4/15/06	at Denver	NBATV	W

2006-07 (5-12)

Date	Opponent	TV	W/L
11/8/06	vs. Detroit	ESPN	W
11/15/06	vs. Memphis	ESPN	W
11/16/06	at Golden State	TNT	L
12/1/06	at Dallas	ESPN	L
12/7/06	vs. Miami	TNT	L
12/12/06	at Golden State	NBATV	L
12/18/06	vs. Dallas	NBATV	L
12/21/06	vs. Washington	TNT	L
1/4/07	vs. L.A. Lakers	TNT	L
2/8/07	vs. Chicago	TNT	W
2/25/07	at Indiana	ESPN	W
3/8/07	vs. San Antonio	TNT	L
3/11/07	vs. Denver	ABC	L
3/19/07	at Atlanta	NBATV	L
3/25/07	vs. Phoenix	ABC	W
4/4/07	at Denver	ESPN	L
4/8/07	vs. Houston	NBATV	L

2007-08 (1-2)

Date	Opponent	TV	W/L
11/9/07	vs. Cleveland	ESPN	L
1/12/08	vs. Indiana	NBATV	L
1/22/08	vs. New Jersey	NBATV	W

2008-09 (0-1)

Date	Opponent	TV	W/L
12/13/08	vs. New York	NBATV	L

2009-10 (2-2)

Date	Opponent	TV	W/L
11/8/09	vs. Golden State	NBATV	W
12/16/09	vs. Washington	ESPN	W
4/6/10	vs. San Antonio	NBATV	L
4/10/10	vs. Dallas	NBATV	L

2010-11 (2-6)

Date	Opponent	TV	W/L
11/3/10	vs. LA Lakers	ESPN	L
11/21/10	vs. New Orleans	NBATV	L
11/25/10	at LA Clippers	TNT	L
1/6/11	vs. Denver	TNT	W
1/17/11	at Atlanta	NBATV	L
1/24/11	at Portland	NBATV	W
2/12/11	vs. Oklahoma City	NBATV	L
4/11/11	vs. Oklahoma City	NBATV	L

2011-12 (2-5)

Date	Opponent	TV	W/L
1/28/12	at Utah	NBATV	L
2/9/12	vs. Oklahoma City	TNT	W
2/11/12	vs. Phoenix	NBATV	L
3/9/12	vs. Dallas	NBATV	W
3/24/12	at Golden State	NBATV	L
3/31/12	vs. New Jersey	NBATV	L
4/8/12	vs. Houston	NBATV	L

2012-13 (3-1)

Date	Opponent	TV	W/L
11/24/12	vs. Utah	NBATV	W
12/1/12	at LA Clippers	NBATV	L
12/8/12	at Portland	NBATV	W
2/9/13	vs. Utah	NBATV	W

2013-14 (3-5)

Date	Opponent	TV	W/L
11/8/13	at Portland	NBATV	L
11/15/13	vs. Detroit	ESPN	L
12/23/13	vs. New Orleans	NBATV	L
1/14/14	at Indiana	NBATV	L
2/11/14	at Cleveland	NBATV	L
2/12/14	at New York	NBATV	W
2/22/14	vs. Boston	NBATV	W
3/3/14	vs. New Orleans	NBATV	W

2014-15 (4-6)

Date	Opponent	TV	W/L
11/18/14	vs. New Orleans	NBATV	L
11/20/14	vs. Chicago	TNT	W
12/2/14	vs. Toronto	NBATV	L
12/5/14	vs. Indiana	NBATV	W
12/9/14	vs. L.A. Lakers	NBATV	L
12/11/14	vs. Houston	TNT	L
12/13/14	vs. Detroit	NBATV	L
12/16/14	vs. Oklahoma City	ESPN	L
12/27/14	vs. New York	NBATV	W
1/11/15	vs. Cleveland	NBATV	W

2015-16 (8-5)

Date	Opponent	TV	W/L
10/31/15	at L.A. Clippers	NBATV	L
11/3/15	vs. Memphis	NBATV	L
11/6/15	vs. Houston	ESPN	L
11/13/15	vs. Brooklyn	NBATV	W
12/8/15	vs. Utah	NBATV	W
12/10/15	vs. New York	TNT	W
12/15/15	vs. Houston	NBATV	W
1/2/16	vs. Phoenix	NBATV	W
1/7/16	vs. L.A. Lakers	TNT	W
2/1/16	vs. Milwaukee	NBATV	W
2/24/16	vs. San Antonio	ESPN	L
3/1/16	vs. Oklahoma City	NBATV	L
3/20/16	at New York	NBATV	W

2016-17 (4-6)

Date	Opponent	TV	W/L
10/29/16	vs. Minnesota	NBATV	W
11/8/16	vs. New Orleans	NBATV	W
11/10/16	vs. L.A. Lakers	TNT	L
11/18/16	vs. LA Clippers	ESPN	L
12/18/16	at Dallas	NBATV	L
2/12/17	vs. New Orleans	TNT	W
2/14/17	at L.A. Lakers	NBATV	W
2/25/17	vs. Charlotte	NBATV	L
3/5/17	vs. Utah	NBATV	L
3/10/17	vs. Washington	NBATV	L

KINGS' NATIONAL TELEVISION APPEARANCES

Season	App.	Rec	H	A
85-86	1	1-0	1-0	
86-87	2	0-2	0-2	
87-88	1	0-1		0-1
88-89	1	1-0	1-0	
89-90	1	0-1		0-1
90-91	1	0-1	0-1	
91-92	1	1-0	1-0	
92-93	1	0-1	0-1	
93-94	1	1-0	1-0	
94-95				
95-96	1	0-1		0-1
96-97	2	1-1	1-1	
97-98	1	0-1		0-1
98-99	2	1-1	0-1	1-0
99-00*	24	8-15	6-8	2-7
00-01	21	10-11	4-5	6-6
01-02	17	11-6	7-2	4-4
02-03	28	19-9	9-4	10-5
03-04	33	19-14	11-5	8-9
04-05	30	15-15	10-6	5-9
05-06	16	8-9	5-3	2-6
06-07	17	5-12	4-7	1-5
07-08	3	1-2	1-2	----
08-09	1	0-1	0-1	----
09-10	4	2-2	2-2	----
10-11	8	2-6	1-4	1-2
11-12	7	2-5	2-3	0-2
12-13	4	3-1	2-0	1-1
13-14	8	3-5	2-2	1-3
14-15	10	4-6	4-6	----
15-16	13	8-5	7-4	1-1
16-17	10	4-6	3-5	1-1
TOTALS	270	130-140	85-75	44-65

*Kings 1-0 at neutral site

FRANCHISE HISTORY

SACRAMENTO KINGS MEDIA GUIDE

HISTORY OF OWNERSHIP

The Sacramento Kings begin their fourth season under a group led by Owner Vivek Ranadivé. The group succeeds the Maloof family, who sold the franchise in Spring 2013.

The latest chapter in the franchise's ownership history began to take shape in April 2013 when the NBA's Relocation Committee unanimously recommended that the league's Board of Governors deny the application of the team to relocate to Seattle, Washington. The passion, will and vision that Ranadive's group expressed for the future of the Kings in Sacramento led the league's Board of Governors to unanimously approve the sale of the team on May 28, 2013.

The Maloof family had owned the team for 14 seasons after taking control of the Kings and ARCO Arena on July 1, 1999. The Maloofs succeeded Jim Thomas, who had owned the franchise since April 6, 1992.

The Maloof family's interest in purchasing the Kings, Monarchs (WNBA) and ARCO Arena originated in 1997 when they contacted Thomas regarding the availability of the teams and arena. On January 14, 1998, the Maloofs completed the purchase of a minority limited partnership in the organization's franchises and ARCO Arena. On January 15, 1999, the Maloofs subsequently purchased controlling interest, effective July 1, 1999. The NBA Board of Governors unanimously approved the ownership transfer on May 7, 1999, in New York, at which time the Board of Governors appointed Joe Maloof to the Board.

LES HARRISON

The Kings franchise made its NBA debut in 1948 as the Rochester Royals under the ownership of Les Harrison. Harrison also served as the club's head coach for the first seven seasons, and in 1951 he guided the Royals to the first and only NBA World Championship title in franchise history. The team was moved to Cincinnati in 1957, where one year later it became a public corporation. In 1966, brothers Max and Jeremy Jacobs purchased the club and maintained ownership through the team's move to Kansas City in 1972-73.

A group of 10 Kansas City-based businessmen purchased the club in 1973 for an excess of $5 million. The same group held proprietorship through May of 1982 when ownership was restructured so that only three partners remained, Leon Karosen, H. Paul Rosenberg, and Robert J. Margolin. Three months later, three New York-based businessmen joined the Kansas City ownership group.

On June 8, 1983, the Kings were sold to a local business group that is responsible for bringing NBA basketball to the Capitol City, as Joseph Benvenuti, Frank and Gregg Lukenbill, Bob A. Cook, Frank McCormick, and Stephen H. Cippa purchased the Kansas City Kings for approximately $10.5 million. In January of 1985, the group petitioned the NBA Board of Governors for permission to move the franchise to Sacramento. Nine months later, the Kings' Sacramento-era began as the club played its first-ever contest before a sold out crowd at the temporary ARCO Arena site.

LES HARRISON — BASKETBALL PIONEER

The 1979 Basketball Hall of Fame inductee class included Les Harrison (left) and former Royals players Jerry Lucas (center) and Oscar Robertson (right).

The Sacramento Kings organization would like to pay tribute to the late Les Harrison, who passed away in December of 1997, at the age of 93. As owner, general manager, and coach, Harrison was the driving force behind the Rochester Royals in the early days of the National Basketball League (NBL). In three seasons in the NBL, Harrison led the Royals to a 99-43 record, three NBL finals, and league titles in 1946 and 1947. With the signing of Dolly King in 1946, Harrison played a role in breaking the minority barrier in professional basketball. Following the 1948-49 season, in which the Royals played in the Basketball Association of America (BAA), Harrison led the effort to merge the NBL and BAA into the current National Basketball Association (NBA). Under Harrison's direction, the Royals won the franchise's lone NBA title in 1951, defeating the New York Knickerbockers 4-3 in the Finals. Harrison posted a .620 winning percentage (295-181) in seven NBA seasons, which ranks14th all-time in the league entering this season for coaches with 100+ games. In a crowning achievement to his career, Harrison was elected to the Basketball Hall of Fame in 1979.

NICKNAME & LOGO TRANSITION

The Rochester National Basketball League franchise was originally nicknamed the Royals in 1946 after 15-year-old Richard Paeth's entry beat out 500 other suggestions in a name the team contest. For his winning entry, Paeth, a native of Rochester, received a $100 Victory Bond from team president/manager Les Harrison. When the franchise moved to Cincinnati before the 1957-58 campaign, the ownership decided to maintain the Royals moniker. However, when the franchise moved to Kansas City prior to the 1972-73 season, it needed a new nickname because the name Royals was already being used by the city's Major League Baseball team. Wanting to keep the "Royal" theme, the club decided on the nickname of Kings.

On May 22, 1994, the Sacramento Kings unveiled a new primary logo, home and road uniforms, and team colors. The changes marked the first major alteration from the crown and ball logo which had been the franchise's trademark since the club resided in Cincinnati.

On April 26, 2016, the Kings shared a new brand identity with fans during a special preview of Golden 1 Center, the team's future downtown home currently under construction.

"When the Kings moved to Sacramento in 1985, the city was transformed. Today, we aim to do it again," said Owner and Chairman Vivek Ranadivé. "This brand kicks off a new era for our franchise as we move into the most technologically-advanced, most environmentally-friendly arena in the world. As Sacramento becomes the next great American city, this identity honors our heritage while moving us forward."

The new primary emblem is inspired by the Kings classic logo. It is reimagined to reflect the civic and franchise pride that has lasted and grown for a generation. Now, with a clean, modern look – a reshaped crown, refined basketball and new typeface that puts Sacramento front and center – the new identity draws from the team's ambitious beginnings and reminds our region and the world that Sacramento is undergoing a transformation.

Each of the team's new insignia are designed to connect to the elements that define the Sacramento Kings: Our City. Our Pride. Our Foundation.

The secondary logo featuring the lion, pays tribute to the unmatched pride and loyalty of the NBA's best fans. The "Sac" badge is dedicated to the bold and unwavering devotion the Kings organization has for its city. A new crown logo reflects the rich tradition of the team dating back to its origins, reminding the fanbase and the community of Sacramento that, "we are all Kings." The heralding lion crest represents leadership and strength and will be used as the Kings work to make basketball the premier global sport of the 21st century.

Rochester Royals
1948-49 — 1956-57

Kansas City Kings
1975-76 — 1984-85

Cincinnati Royals
1957-58 — 1970-71

Sacramento Kings
1985-86 — 1993-94

Cincinnati Royals
1971-72

Sacramento Kings
1994-95 — 2015-16

K.C.-Omaha Kings
1972-73 — 1974-75

Sacramento Kings
Unveiled April 26, 2016

A chronological look at the evolution of the Kings' primary logo over the franchise's 68-season history.

SACRAMENTO
KINGS

1948-49 ROCHESTER ROYALS

45-15
Western Division Champions

Front row — from left to right, Arnitz Johnson, Andrew Levane, Bob Davies, William Holzman, Arnie Risen. Back row — Francis Curran, Andrew Duncan, Michael Novak, Lionel Malamed, William Calhoun, Bobby Wanzer.

G	Date	Score	Opponent	W/L	Rec.	Att.
1	11/6	69-58	Indianapolis	W	1-0	4200
2	11/10	66-73	@Washington	L	1-1	2115
3	11/11	83-75	@Philadelphia	W	2-1	3112
4	11/13	95-63	Boston	W	3-1	4200
5	11/14	92-75	Minneapolis	W	4-1	4200
6	11/16	75-63	New York	W	5-1	4000
7	11/18	103-74	@Providence	W	6-1	2015
8	11/21	77-80	Washington	L	6-2	4200
9	11/23	108-90	Baltimore	W	7-2	4000
10	11/27	105-103**	Chicago	W	8-2	4200
11	12/1	73-72	@New York	W	9-2	13,859
12	12/4	105-101*	Philadelphia	W	10-2	4200
13	12/6	87-79	@Boston	W	11-2	5313
14	12/7	89-90	Providence	L	11-3	3560
15	12/10	75-96	Minneapolis	L	11-4	4200
16	12/12	58-67	@Minneapolis	L	11-5	5534
17	12/14	85-78	@Chicago	W	12-5	4140
18	12/18	84-64	Fort Wayne	W	13-5	4260
19	12/19	83-78*	@Fort Wayne	W	14-5	3600
20	12/21	84-71	@Indianapolis	W	15-5	3788
21	12/25	90-82	St. Louis	W	16-5	4260
22	12/26	90-99	@Minneapolis	L	16-6	7635
23	12/29	74-77	@New York	L	16-7	14,915
24	12/30	89-100	@Baltimore	L	16-8	4000
25	1/1	106-83	St. Louis	W	17-8	4200
26	1/2	89-64	@St. Louis	W	18-8	2160
27	1/6	62-73	@Indianapolis	L	18-9	3785
28	1/9	88-91	Chicago	L	18-10	4240
29	1/10	90-75	@Chicago	W	19-10	6561
30	1/11	83-71	Philadelphia	W	20-10	4200
31	1/13	102-85	@Baltimore	W	21-10	2879
32	1/15	73-62	Fort Wayne	W	22-10	4240
33	1/19	70-66	Ind. (Chicago)	W	23-10	331
34	1/20	84-74	@St. Louis	W	24-10	1364
35	1/22	103-98**	New York	W	25-10	4200
36	1/23	81-80*	@Fort Wayne	W	26-10	3800
37	1/29	90-86	Baltimore	W	27-10	4200
38	2/1	76-68	@Boston	W	28-10	10,091
39	2/3	80-88	@Providence	L	28-11	2755
40	2/5	80-61	Fort Wayne	W	29-11	4200
41	2/6	85-74	@Minneapolis	W	30-11	9024
42	2/8	97-65	Providence	W	31-11	4211
43	2/9	94-99**	@Washington	L	31-12	3435
44	2/10	90-76	@Baltimore	W	32-12	2000
45	2/12	87-73	Chicago	W	33-12	4200
46	2/15	91-79	Washington	W	34-12	4300
47	2/17	68-63	@St. Louis	W	35-12	1266
48	2/18	65-53	@Indianapolis	W	36-12	1862
49	2/19	87-73	Indianapolis	W	37-12	4200
50	2/22	92-86	Philadelphia	W	38-12	4200
51	2/26	64-59	Boston	W	39-12	4300
52	3/1	67-64	Washington	W	40-12	4289
53	3/5	81-64	Providence	W	41-12	4278
54	3/6	78-66	@Fort Wayne	W	42-12	3650
55	3/10	73-71	@Philadelphia	W	43-12	4500
56	3/12	104-74	St. Louis	W	44-12	4250
57	3/15	83-86	@Boston	L	44-13	3565
58	3/16	94-89	@New York	W	45-13	13,195
59	3/19	85-99	Minneapolis	L	45-14	4311
60	3/20	61-98	@Chicago	L	45-15	14,451

* = OT

1948-49 Playoffs

Quarterfinals (0-0)	March 22	Rochester	93	vs.	St. Louis	64
	March 23	Rochester	66	@	St. Louis	64
Semifinals (0-2)	March 27	Rochester	79	vs.	Minneapolis	80
	March 29	Rochester	55	@	Minneapolis	67

Final Statistics

Player	G.	FGM	FGA	Pct.	FTM	FTA	Pct.	Ast.	PF	Pts.	Avg.
Arnie Risen	60	345	816	.423	305	462	.660	100	216	995	16.6
Bob Davies	60	317	871	.364	270	348	.776	321	197	904	15.1
Bobby Wanzer	60	202	533	.379	209	254	.823	186	132	613	10.2
William Holzman	60	225	691	.326	96	157	.611	149	93	546	9.1
Arnitz Johnson	60	156	375	.416	199	284	.701	80	247	511	8.5
Andrew Duncan	55	162	391	.414	83	135	.615	51	179	407	7.4
William Calhoun	56	146	408	.358	75	131	.573	125	97	367	6.6
Michael Novak	60	124	363	.342	72	124	.581	112	188	320	5.3
Francis Curran	57	61	168	.363	85	126	.675	78	118	207	3.6
Andrew Levane	36	55	193	.285	13	21	.619	39	37	123	3.4
Lionel Malamed (Roch. only)	9	12	31	.387	6	8	.750	6	9	30	3.3
Robert Fitzgerald	18	6	29	.207	7	10	.700	12	26	19	1.1
Royals	*60*	*1811*	*4869*	*.372*	*1420*	*2060*	*.689*	*1259*	*1539*	*5042*	*84.0*

1949-50 ROCHESTER ROYALS

51-17
Tied Minneapolis for the Central Division title

Front row — from left to right, Bob Davies, Bobby Wanzer, Francis Curran, William Holzman, Frank Saul. Back row — William Calhoun, Arnitz Johnson, Michael Novak, Arnie Risen, Jack Coleman, Andrew Duncan.

G	Date	Score	Opponent	W/L	Rec.	Att.
1	11/1	108-75	Sheboygan	W	1-0	3500
2	11/5	85-53	Philadelphia	W	2-0	4000
3	11/9	72-75*	@Chicago	L	2-1	5191
4	11/10	87-97	@Sheboygan	L	2-2	3000
5	11/12	94-73	New York	W	3-2	4200
6	11/15	93-81	Tri City	W	4-2	3200
7	11/19	96-64	Denver	W	5-2	3000
8	11/20	74-95	@St. Louis	L	5-3	2976
9	11/22	74-80	@Indianapolis	L	5-4	4500
10	11/23	90-71	@Waterloo	W	6-4	3045
11	11/26	120-95	Waterloo	W	7-4	3100
12	11/30	86-84	@Washington	W	8-4	2205
13	12/1	64-70	@Baltimore	L	8-5	1645
14	12/2	82-79	@Philadelphia	W	9-5	4000
15	12/3	99-77	Indianapolis	W	10-5	4500
16	12/4	80-95	@Minneapolis	L	10-6	6686
17	12/10	69-63	Syracuse	W	11-6	4100
18	12/13	81-65	@Denver	W	12-6	1300
19	12/15	66-69	@Fort Wayne	L	12-7	3340
20	12/16	71-80	@Chicago	L	12-8	3601
21	12/17	85-63	Chicago	W	13-8	4200
22	12/20	87-62	Minneapolis	W	14-8	4200
23	12/25	88-79	Boston	W	15-8	4054
24	12/26	83-80*	@New York	W	16-8	16,000
25	12/27	96-72	Washington	W	17-8	4190
26	12/29	97-79	Fort Wayne	W	18-8	4200
27	12/31	87-68	St. Louis	W	19-8	4055
28	1/3	83-79	Washington	W	20-8	4150
29	1/4	72-63	@Washington	W	21-8	1641
30	1/5	71-74	@Baltimore	L	21-9	1600
31	1/6	73-91	@Philadelphia	L	21-10	2500
32	1/7	85-68	Philadelphia	W	22-10	3880
33	1/8	75-73**	@St. Louis	W	23-10	2048
34	1/10	85-67	Baltimore	W	24-10	3500
35	1/14	83-77	Minneapolis	W	25-10	4210
36	1/15	73-85	@Minneapolis	L	25-11	6040
37	1/18	70-65	@Tri City	W	26-11	4856
38	1/19	81-78	@Anderson Duffey	W	27-11	4000
39	1/21	95-79	Anderson Duffey	W	28-11	4000
40	1/22	71-81	@New York	L	28-12	16,000
41	1/24	70-56	Baltimore	W	29-12	3500
42	1/26	72-76	@Syracuse	L	29-13	8731
43	1/28	82-75	Boston	W	30-13	3750
44	1/31	85-72	@Boston	W	31-13	2490
45	2/1	82-68	@Philadelphia	W	32-13	4467
46	2/2	69-79	@Baltimore	L	32-14	1300
47	2/4	82-78	Chicago	W	33-14	
48	2/5	73-65	@New York	W	34-14	16,000
49	2/7	90-84	St. Louis	W	35-14	3500
50	2/11	84-92	Fort Wayne	L	35-15	3700
51	2/12	74-76	@Fort Wayne	L	35-16	3800
52	2/14	83-74	@Chicago	W	36-16	5028
53	2/15	70-92	@Minneapolis	L	36-17	8456
54	2/17	81-73	@Boston	W	37-17	2386
55	2/18	94-73	Boston (Providence)	W	38-17	1753
56	2/19	105-92	New York	W	39-17	4000
57	2/21	84-76	Washington	W	40-17	3400
58	2/25	66-64	Minneapolis	W	41-17	4210
59	2/26	81-79	@St. Louis	W	42-17	1602
60	2/28	74-69	Chicago	W	43-17	3535
61	3/4	73-70	Fort Wayne	W	44-17	4000
62	3/5	65-60	@Fort Wayne	W	45-17	3800
63	3/9	78-59	Boston	W	46-17	3660
64	3/11	90-72	Philadelphia	W	47-17	3499
65	3/12	99-72	St. Louis	W	48-17	
66	3/15	93-64	@Washington	W	49-17	511
67	3/18	77-74	New York	W	50-17	3998
68	3/19	97-66	Baltimore	W	51-17	3750

* = OT

1949-50 Playoffs

Semifinals (0-2)	March 23	Rochester	84	vs.	Fort Wayne	90
	March 25	Rochester	78	@	Fort Wayne	79 (1 OT)

Final Statistics

Player	G.	FGM	FGA	Pct.	FTM	FTA	Pct.	Ast.	PF	Pts.	Avg.
Bob Davies	64	317	887	.357	261	347	.752	294	187	895	14.0
Bobby Wanzer	67	254	614	.414	283	351	.806	214	102	791	11.8
Arnie Risen	62	206	598	.344	213	321	.664	92	228	625	10.1
Jack Coleman	68	250	663	.377	90	121	.744	153	223	590	8.7
William Calhoun	62	207	549	.377	146	203	.719	115	100	560	9.0
William Holzman	68	206	625	.330	144	210	.686	200	67	556	8.2
Arnitz Johnson	68	149	376	.396	200	294	.680	141	260	498	7.3
Francis Curran	66	98	235	.417	199	241	.826	71	113	395	6.0
Andrew Duncan	67	125	289	.433	60	108	.556	42	160	310	4.6
Frank Saul	49	74	183	.404	34	47	.723	28	33	182	3.7
Edward Mikan (Roch. only)	44	58	194	.299	47	62	.758	28	95	163	3.7
Price Brookfield	7	11	23	.478	12	13	.923	1	7	34	4.9
Mike Novak* (Roch. only)	5	1	11	.091	1	1	1.000	4	10	3	0.6
Royals	*68*	*1956*	*5247*	*.373*	*1690*	*2319*	*.729*	*1383*	*1585*	*5599*	*82.4*

* Did not finish season with team

1950-51 ROCHESTER ROYALS

41-27
2nd - Western Division
NBA CHAMPIONS

Coach Lester Harrison at bottom right with, front row — from left to right, Bob Davies, Bobby Wanzer, William Holzman, Paul Noel, Frank (Pep) Saul. Back Row — from left to right Bill Calhoun, Joe McNamee, Arnie Risen, Jack Coleman, Arnitz Johnson.

G	Date	Score	Opponent	W/L	Rec.	Att.
1	10/31	78-70	Washington	W	1-0	2184
2	11/4	95-71	Fort Wayne	W	2-0	2783
3	11/11	86-77	Tri Cities	W	3-0	2811
4	11/12	79-82*	@Tri Cities	L	3-1	3220
5	11/15	85-89	@Fort Wayne	L	3-2	3200
6	11/18	77-86**	Minneapolis	L	3-3	3555
7	11/19	77-90	@Minneapolis	L	3-4	6777
8	11/21	79-91	@Indianapolis	L	3-5	4051
9	11/23	71-89	@Philadelphia	L	3-6	5154
10	11/25	90-82	Boston	W	4-6	2790
11	11/28	87-71	Washington	W	5-6	1900
12	11/29	72-71	@Washington	W	6-6	675
13	11/30	74-79	@New York	L	6-7	4500
14	12/2	94-72	Indianapolis	W	7-7	3433
15	12/3	79-80	@Fort Wayne	L	7-8	3800
16	12/6	74-70	@Baltimore	W	8-8	1450
17	12/7	76-69	@Syracuse	W	9-8	4550
18	12/10	99-84	Philadelphia	W	10-8	3600
19	12/12	102-87	Baltimore	W	11-8	1923
20	12/13	82-72	@Minneapolis	W	12-8	5109
21	12/16	75-79*	Syracuse	L	12-9	4044
22	12/17	75-88	@Boston	L	12-10	5542
23	12/20	94-76	@Washington	W	13-10	715
24	12/23	77-65	Fort Wayne	W	14-10	3140
25	12/25	90-77	Boston	W	15-10	2972
26	12/27	74-68	@Fort Wayne	W	16-10	3600
27	12/28	75-67	Minneapolis	W	17-10	4195
28	12/30	91-77	Washington	W	18-10	2100
29	1/1	91-88*	New York	W	19-10	3400
30	1/6	73-75 5OT	Indianapolis	L	19-11	3790
31	1/7	57-69	@Minneapolis	L	19-12	7346
32	1/9	77-59	@Indianapolis	W	20-12	4908
33	1/10	80-78*	@Baltimore	W	21-12	1400
34	1/11	79-82	@Philadelphia	L	21-13	3500
35	1/13	99-78	Fort Wayne	W	22-13	3100
36	1/14	63-92	@Syracuse	L	22-14	7273
37	1/16	97-89	Tri Cities	W	23-14	2000
38	1/18	96-87	@Syracuse	W	24-14	5384
39	1/20	87-101	Philadelphia	L	24-15	3400
40	1/21	83-88*	@New York	L	24-16	6986
41	1/23	102-92 4OT	New York	W	25-16	3222
42	1/27	85-83	Syracuse	W	26-16	4200
43	1/28	88-93	@Fort Wayne	L	26-17	3600
44	1/30	95-90	Baltimore	W	27-17	1909
45	2/1	63-68	@Indianapolis	L	27-18	2074
46	2/3	65-61	Philadelphia	W	28-18	3258
47	2/4	81-84	@Tri Cities	L	28-19	3350
48	2/6	76-78	@Indianapolis	L	28-20	2617
49	2/8	58-69	@Minneapolis	L	28-21	6112
50	2/10	98-90	Tri Cities	W	29-21	1729
51	2/11	77-93	@Boston	L	29-22	6006
52	2/14	65-81	@New York	L	29-23	500
53	2/17	87-82	Minneapolis	W	30-23	4206
54	2/18	83-89	@Tri Cities	L	30-24	3550
55	2/20	105-89	Baltimore	W	31-24	2210
56	2/22	90-98	@Philadelphia	L	31-25	
57	2/24	99-89	Tri Cities	W	32-25	1866
58	2/25	82-78	@Tri Cities	W	33-25	3810
59	2/27	100-90	New York	W	34-25	2210
60	2/28	89-79	Fort Wayne	W	35-25	
61	3/6	90-79	Minneapolis	W	36-25	3780
62	3/7	91-84	@Indianapolis	W	37-25	2461
63	3/8	107-86	Syracuse	W	38-25	3500
64	3/10	88-95	Indianapolis	L	38-26	2000
65	3/13	111-107**	@Boston	W	39-26	4361
66	3/15	87-93	@Baltimore	L	39-27	1225
67	3/17	114-89	Boston	W	40-27	
68	3/18	91-79	Indianapolis	W	41-27	

* = OT

1950-51 Playoffs

Semifinals - Royals defeat Fort Wayne, 2-1

March 20	Rochester	110	vs.	Fort Wayne	81
March 22	Rochester	78	@	Fort Wayne	83
March 24	Rochester	97	vs.	Fort Wayne	78

Division Finals - Rochester defeats Minneapolis, 3-1

March 29	Rochester	73	@	Minneapolis	76
March 31	Rochester	70	@	Minneapolis	66
April 1	Rochester	83	vs.	Minneapolis	70
April 3	Rochester	80	vs.	Minneapolis	75

Championship - Rochester defeats New York, 4-3

April 7	Rochester	92	vs.	New York	65
April 8	Rochester	99	vs.	New York	84
April 11	Rochester	78	@	New York	71
April 13	Rochester	73	@	New York	79
April 15	Rochester	89	vs.	New York	92
April 18	Rochester	73	@	New York	80
April 21	Rochester	79	vs.	New York	75

Final Statistics

Player	G.	FGM	FGA	Pct.	FTM	FTA	Pct.	Reb.	Ast.	PF	DQ	Pts.	Avg.
Arnie Risen	66	377	940	.401	323	440	.734	795	158	278	9	1077	16.3
Bob Davies	63	326	877	.372	303	381	.795	197	287	208	7	955	15.2
Jack Coleman	67	315	749	.421	134	172	.779	584	197	193	4	764	11.4
Bobby Wanzer	68	252	628	.401	232	273	.850	232	181	129	0	736	10.8
Arnitz Johnson	68	185	403	.459	269	371	.725	449	175	290	11	639	9.4
William Calhoun	66	175	506	.346	161	228	.706	199	99	87	1	511	7.7
William Holzman	68	183	561	.326	130	179	.726	152	147	94	0	496	7.3
Frank Saul	65	105	310	.339	72	105	.686	84	68	85	0	282	4.3
Paul Noel	52	49	174	.282	32	45	.711	81	34	61	1	130	2.5
Joseph McNamee	60	48	167	.287	27	42	.643	101	18	88	2	123	2.1
Ed Mikan*(Roch. only)	10	17	62	.274	9	12	.750	60	2	21	0	43	4.3
Royals	*68*	*2032*	*5377*	*.378*	*1692*	*2248*	*.753*	*3015*	*1368*	*1534*	*35*	*5746*	*84.6*

*Did not finish season with team

1951-52 ROCHESTER ROYALS

41-25
Western Division Champions

Front Row — from left to right, Sam Ranzino, Bob Davies, Ray Ragelis, William Holzman, Bobby Wanzer. Back Row — from left to right, Arnitz Johnson, Joe McNamee, Arnie Risen Jack Coleman, Marion Spears.

G	Date	Score	Opponent	W/L	Rec.	Att.
1	11/1	101-97	Baltimore	W	1-0	2316
2	11/3	74-93	Minneapolis	L	1-1	3306
3	11/10	100-89	Indianapolis	W	2-1	2403
4	11/11	80-78	New York	W	3-1	2980
5	11/13	91-75	@Milwaukee	W	4-1	2875
6	11/17	86-72	Philadelphia	W	5-1	2688
7	11/18	76-71*	@Fort Wayne	W	6-1	3500
8	11/20	65-69**	@Indianapolis	L	6-2	3350
9	11/22	65-70**	@Minneapolis	L	6-3	8912
10	11/24	74-63	Fort Wayne	W	7-3	2332
11	11/25	73-75	@Milwaukee	L	7-4	10,251
12	11/27	77-73	Milwaukee	W	8-4	1766
13	11/29	78-74	@New York	W	9-4	6837
14	12/1	71-66	Milwaukee	W	10-4	2895
15	12/2	81-79	@Syracuse	W	11-4	7438
16	12/3	77-70	@Baltimore	W	12-4	1375
17	12/4	80-96	@Philadelphia	L	12-5	2500
18	12/8	75-95	Syracuse	L	12-6	4022
19	12/9	84-86	@Fort Wayne	L	12-7	3700
20	12/15	75-66	Indianapolis	W	13-7	2909
21	12/16	99-95	Baltimore	W	14-7	
22	12/18	94-68	@Milwaukee	W	15-7	4221
23	12/20	69-54	@Fort Wayne	W	16-7	2500
24	12/22	105-89	Philadelphia	W	17-7	2770
25	12/25	87-78	Indianapolis	W	18-7	1712
26	12/27	98-85	New York	W	19-7	1450
27	12/29	75-61	Fort Wayne	W	20-7	3030
28	12/31	73-77	Indianapolis (NY)	L	20-8	14,189
29	1/1	106-91	Boston	W	21-8	3328
30	1/5	103-94	Philadelphia	W	22-8	2190
31	1/6	80-91	@Boston	L	22-9	6883
32	1/8	74-107	@New York	L	22-10	5247
33	1/11	83-85	@Philadelphia	L	22-11	2000
34	1/12	76-88	Fort Wayne	L	22-12	
35	1/13	97-70	New York	W	23-12	1680
36	1/19	96-85	Minneapolis	W	24-12	4206
37	1/20	81-91**	@Minneapolis	L	24-13	8972
38	1/21	78-76	Milw. (Moline, IL)	W	25-13	300
39	1/22	65-68	@Indianapolis	L	25-14	4417
40	1/24	90-94	@Fort Wayne	L	25-15	3000
41	1/26	104-71	Fort Wayne	W	26-15	
42	1/27	102-95	Indianapolis	W	27-15	3180
43	2/2	100-79	Milwaukee	W	28-15	2220
44	2/3	75-77	@Minneapolis	L	28-16	9189
45	2/7	75-86	@Minneapolis	L	28-17	9136
46	2/9	104-100	Boston	W	29-17	3366
47	2/10	111-97	@Boston	W	30-17	5622
48	2/12	86-75	@Philadelphia	W	31-17	2500
49	2/13	91-96	@Baltimore	L	31-18	1550
50	2/14	78-76	@Syracuse	W	32-18	6502
51	2/16	92-84	Syracuse	W	33-18	4200
52	2/17	100-92	Indianapolis	W	34-18	2033
53	2/23	73-83	Minneapolis	L	34-19	4208
54	2/24	124-100	Baltimore	W	35-19	1816
55	2/26	99-67	Milwaukee	W	36-19	1400
56	2/28	72-91	Bos. (Raleigh, NC)	L	36-20	12,500
57	3/1	98-83	Syracuse	W	37-20	4150
58	3/2	72-76	@Syracuse	L	37-21	7529
59	3/3	96-99	@Baltimore	L	37-22	
60	3/4	90-92*	@New York	L	37-23	13,430
61	3/6	77-74	Milwaukee	W	38-23	3000
62	3/8	94-92*	Minneapolis	W	39-23	4200
63	3/9	90-96	@Minneapolis	L	39-24	8291
64	3/11	82-81	@Indianapolis	W	40-24	3627
65	3/13	86-84	@Fort Wayne	W	41-24	3440
66	3/15	106-118	Boston	L	41-25	4040

* = OT

1951-52 Playoffs

Semifinals (2-0)	March 18	Rochester	95	vs.	Fort Wayne	78
	March 20	Rochester	92	@	Fort Wayne	86
Division Finals (1-3)	March 29	Rochester	88	vs.	Minneapolis	78
	March 30	Rochester	78	vs.	Minneapolis	83
	April 5	Rochester	67	@	Minneapolis	77
	April 6	Rochester	80	@	Minneapolis	82

Final Statistics

Player	G.	Min.	FGM	FGA	Pct.	FTM	FTA	Pct.	Reb.	Ast.	PF	DQ	Pts.	Avg.
Bob Davies	65	2394	379	990	.383	294	379	.776	189	390	269	10	1052	16.2
Bobby Wanzer	66	2498	328	772	.425	377	417	.904	333	262	201	5	1033	15.7
Arnie Risen	66	2396	365	926	.394	302	431	.701	841	150	258	3	1032	15.6
Jack Coleman	66	2606	308	742	.415	120	169	.710	692	208	218	7	736	11.2
Arnitz Johnson	66	2158	178	411	.433	301	387	.778	404	182	259	9	657	10.0
Marion Spears	66	1673	225	570	.395	116	152	.763	303	163	225	8	566	8.6
William Holzman	65	1065	104	372	.280	61	85	.718	106	115	95	1	269	4.1
Alex Hannum (Roch. only)	35	754	71	188	.378	45	60	.750	143	67	145	8	187	5.3
Sam Ranzino	39	234	30	90	.333	26	37	.703	39	25	63	2	86	2.2
Ray Ragelis	51	337	25	96	.260	18	29	.621	76	31	62	1	68	1.3
Joe McNamee* (Roch. only)	24	278	27	89	.303	12	20	.600	55	16	43	2	66	2.8
Paul Noel	8	32	2	9	.222	2	3	.667	4	3	6	0	6	0.8
Royals	*66*	*16901*	*2014*	*5172*	*.389*	*1661*	*2150*	*.773*	*3373*	*1590*	*1804*	*62*	*5689*	*86.2*

*Did not finish season with team

1952-53 ROCHESTER ROYALS

44-26
Western Division Runner-up

Front row — from left to right, Bob Davies, Jack McMahon, Marion Spears, Bobby Wanzer, William Holzman. Back row — from left to right, Cal Christensen, Alex Hannum, Arnie Risen, Jack Coleman, Arnitz Johnson.

G	Date	Score	Opponent	W/L	Rec.	Att.
1	11/1	94-82	Fort Wayne	W	1-0	2779
2	11/6	84-64	@Fort Wayne	W	2-0	3300
3	11/7	65-63	@Indianapolis	W	3-0	3403
4	11/8	99-96****	Indianapolis	W	4-0	2100
5	11/9	75-78	@Milwaukee	L	4-1	3216
6	11/11	104-94	New York	W	5-1	1800
7	11/13	97-79	Milwaukee (NY)	W	6-1	11,213
8	11/15	97-89	Minneapolis	W	7-1	3836
9	11/16	87-96	@Boston	L	7-2	2723
10	11/22	69-65	Milwaukee	W	8-2	1178
11	11/23	100-102	Boston	L	8-3	2507
12	11/25	106-89	Baltimore	W	9-3	1155
13	11/27	79-86	@Syracuse	L	9-4	6035
14	11/29	83-71	Minneapolis	W	10-4	3742
15	11/30	91-88	@Milwaukee	W	11-4	
16	12/2	76-85	@Indianapolis	L	11-5	2238
17	12/6	82-79	Indianapolis	W	12-5	1566
18	12/7	94-92	Philadelphia	W	13-5	1889
19	12/9	77-75	@New York	W	14-5	7850
20	12/10	99-97*	@Baltimore	W	15-5	
21	12/11	86-98	@Philadelphia	L	15-6	
22	12/13	97-99*	New York	L	15-7	2100
23	12/14	77-95	@Minneapolis	L	15-8	4530
24	12/16	84-71	@Indianapolis	W	16-8	2470
25	12/20	92-89	Fort Wayne	W	17-8	1908
26	12/21	83-65	Indianapolis (NY)	W	18-8	7846
27	12/25	93-78	@Philadelphia	W	19-8	6000
28	12/27	94-73	Indianapolis	W	20-8	2514
29	12/30	106-93	Syracuse	W	21-8	3603
30	12/31	82-74	Mil. (Fort Wayne)	W	22-8	
31	1/1	81-83*	Boston	L	22-9	2890
32	1/3	106-101	Fort Wayne	W	23-9	2617
33	1/4	80-83*	@Minneapolis	L	23-10	5107
34	1/6	85-69	Minneapolis (Mil.)	W	24-10	3663
35	1/8	85-88*	Boston (NY)	L	24-11	9806
36	1/10	89-81	Milwaukee	W	25-11	2562
37	1/11	79-83**	@Milwaukee	L	25-12	2800
38	1/15	85-109	@Syracuse	L	25-13	4496
39	1/17	109-101	Minneapolis	W	26-13	3983
40	1/18	87-90	@Fort Wayne	L	26-14	5892
41	1/20	59-70	@Indianapolis	L	26-15	3403
42	1/21	89-82	@Baltimore	W	27-15	2149
43	1/24	82-107	Syracuse	L	27-16	3998
44	1/27	72-74	New York	L	27-17	2369
45	1/30	70-68*	Fort Wayne (Mil.)	W	28-17	6651
46	1/31	103-83	Philadelphia	W	29-17	1700
47	2/1	109-86	@Boston	W	30-17	9736
48	2/2	80-78*	Mil. (Buffalo)	W	31-17	2000
49	2/3	109-82	Baltimore	W	32-17	1111
50	2/5	79-83*	@Syracuse	L	32-18	3312
51	2/7	87-72	Minneapolis	W	33-18	3860
52	2/8	82-85*	@Milwaukee	L	33-19	4045
53	2/10	101-85	Philadelphia	W	34-19	1000
54	2/14	81-72	Milwaukee	W	35-19	2113
55	2/15	84-72	@Fort Wayne	W	36-19	6005
56	2/17	78-88	Fort Wayne	L	36-20	1746
57	2/19	87-107	@Minneapolis	L	36-21	6121
58	2/21	84-73	Syracuse	W	37-21	3012
59	2/24	80-91	Fort Wayne	L	37-22	1000
60	2/25	79-71*	NY (Boston)	W	38-22	6000
61	2/28	92-85	Boston	W	39-22	4061
62	3/3	88-109	@New York	L	39-23	10,027
63	3/4	81-77	@Baltimore	W	39-23	2320
64	3/5	69-78	Phi. (Trenton, NJ)	L	40-24	3600
65	3/7	84-82	Minneapolis	W	41-24	3563
66	3/8	71-69	@Fort Wayne	W	42-24	
67	3/10	61-59	@Indianapolis	W	43-24	3782
68	3/12	77-89	@Minneapolis	L	43-25	6745
69	3/14	82-90	Indianapolis	L	43-26	3160
70	3/17	105-87	Baltimore	W	44-26	1863

* = OT

1952-53 Playoffs

Semifinals (1-2)	March 20	Rochester	77	vs.	Fort Wayne	84
	March 22	Rochester	83	@	Fort Wayne	71
	March 24	Rochester	65	vs.	Fort Wayne	67

Final Statistics

Player	G.	Min.	FGM	FGA	Pct.	FTM	FTA	Pct.	Reb.	Ast.	PF	DQ	Pts.	Avg.
Bob Davies	66	2216	339	880	.385	351	466	.753	195	280	261	7	1029	15.6
Bobby Wanzer	70	2577	318	866	.367	384	473	.812	351	252	206	7	1020	14.6
Arnie Risen	68	2288	295	802	.368	294	429	.685	745	135	274	10	884	13.0
Jack Coleman	70	2625	314	748	.420	135	208	.649	774	231	245	12	763	10.9
Marion Spears	62	1414	198	494	.401	199	243	.819	251	113	227	15	595	9.6
Arnitz Johnson	70	1984	140	369	.379	303	405	.748	419	153	282	14	583	8.3
Jack McMahon	70	1665	176	534	.330	155	236	.657	183	186	253	16	507	7.2
Alex Hannum	68	1288	129	360	.358	88	133	.662	279	81	258	18	346	5.1
Cal Christensen	59	777	72	230	.313	68	114	.596	199	54	148	6	212	3.6
William Holzman	46	392	38	149	.255	27	38	.711	40	35	56	2	103	2.2
Royals	*70*	*14966*	*2019*	*5432*	*.372*	*2005*	*2747*	*.730*	*3625*	*1520*	*2210*	*107*	*6043*	*86.3*

1953-54 ROCHESTER ROYALS

44-28
2nd - Western Division

Front row — from left to right, Jack McMahon, Bob Davies, Bobby Wanzer, Al Masino, Cal Christensen. Back row —from left to right, Marion Spears, Jack Coleman, Arnie Risen, Alex Hannum, Norman Swanson.

G	Date	Score	Opponent	W/L	Rec.	Att.
1	10/31	72-68	Baltimore (NY)	W	1-0	16,128
2	11/1	80-72	@Baltimore	W	2-0	1841
3	11/7	91-76	Fort Wayne	W	3-0	1459
4	11/8	66-85	@Syracuse	L	3-1	2708
5	11/10	64-66	Philadelphia	L	3-2	1100
6	11/14	98-91***	Minneapolis	W	4-2	
7	11/15	65-68	@Fort Wayne	L	4-3	4377
8	11/17	92-73	Boston (Buffalo)	W	5-3	6200
9	11/19	79-69	Mil. (Syracuse)	W	6-3	2536
10	11/20	81-63	@Milwaukee	W	7-3	2316
11	11/21	70-76	@Minneapolis	L	7-4	4782
12	11/22	82-83	@Fort Wayne	L	7-5	7295
13	11/24	80-89	Syracuse	L	7-6	1700
14	11/26	80-75*	@New York	W	8-6	
15	11/28	90-95*	@New York	L	8-7	16,543
16	11/29	64-69	New York	L	8-8	1486
17	12/1	92-69	Fort Wayne	W	9-8	1630
18	12/5	72-65	Baltimore	W	10-8	1100
19	12/8	97-79	Boston	W	11-8	1282
20	12/12	90-85	Syracuse	W	12-8	1660
21	12/13	87-70	Min. (Fort Wayne)	W	13-8	9306
22	12/15	76-64	Milwaukee	W	14-8	1000
23	12/17	91-79	Phi. (Cleveland)	W	15-8	7500
24	12/19	78-91	Minneapolis	L	15-9	
25	12/25	73-65	@Philadelphia	W	16-9	
26	12/26	77-78	New York	L	16-10	
27	12/27	72-98	@Boston	L	16-11	5491
28	12/29	96-77	Baltimore	W	17-11	2000
29	12/31	81-86	@Syracuse	L	17-12	
30	1/1	79-76	Philadelphia	W	18-12	1379
31	1/2	77-76*	Fort Wayne	W	19-12	
32	1/5	85-84	Min. (Chicago)	W	20-12	16,792
33	1/7	71-89	@Minneapolis	L	20-13	5077
34	1/9	87-88	New York	L	20-14	
35	1/10	69-81	@New York	L	20-15	9452
36	1/12	78-73	Milwaukee	W	21-15	990
37	1/16	93-95***	Syracuse	L	21-16	
38	1/17	81-84	@Syracuse	L	21-17	
39	1/19	73-67	Fort Wayne (Mil.)	W	22-17	3010
40	1/23	71-61	Philadelphia	W	23-17	2000
41	1/24	93-85	@Boston	W	24-17	6093
42	1/26	71-74	NY (Buffalo)	L	24-18	4012
43	1/28	82-79	@Philadelphia	W	25-18	
44	1/30	95-70	Fort Wayne	W	26-18	2300
45	1/31	69-83	@Fort Wayne	L	26-19	5009
46	2/2	78-87	Minneapolis	L	26-20	2800
47	2/3	81-88	@Boston	L	26-21	8487
48	2/5	89-70	Fort Wayne (Mil.)	W	27-21	4227
49	2/6	81-104	Boston	L	27-22	3095
50	2/7	73-75	@Baltimore	L	27-23	3439
51	2/9	81-70	Milwaukee	W	28-23	800
52	2/10	62-61	@Milwaukee	W	29-23	2944
53	2/11	79-68	Mil. (St. Paul,MN)	W	30-23	4151
54	2/13	81-78	Syracuse	W	31-23	1706
55	2/14	77-105	@Minneapolis	L	31-24	5301
56	2/16	79-85	Min. (Hibbing, MN)	L	31-25	5500
57	2/20	66-64	Milwaukee	W	32-25	1503
58	2/23	93-77	Boston (NY)	W	33-25	16,923
59	2/24	79-64	@Baltimore	W	34-25	1200
60	2/25	102-86	Baltimore (Phi.)	W	35-25	3662
61	2/27	74-75	Boston	L	35-26	3110
62	2/28	91-85	@Syracuse	W	36-26	3109
63	3/2	71-64	Fort Wayne (NY)	W	37-26	14,048
64	3/4	85-78	@Philadelphia	W	38-26	2500
65	3/5	66-70	New York (Boston)	L	38-27	13,909
66	3/6	74-59	Minneapolis	W	39-27	3700
67	3/7	91-88	@New York	W	40-27	8727
68	3/9	70-61	Min. (Indianapolis)	W	41-27	4106
69	3/10	84-69	Mil. (Omaha)	W	42-27	1500
70	3/11	95-80	@Fort Wayne	W	43-27	4385
71	3/13	77-76	Philadelphia	W	44-27	1800
72	3/14	53-91	@Milwaukee	L	44-28	6642

* = OT

1953-54 Playoffs

Division Round Robin (2-1)	March 16	Rochester	82	vs.	Fort Wayne	75
	March 17	Rochester	88	@	Minneapolis	109
	March 21	Rochester	89	@	Fort Wayne	71
Division Finals (1-2)	March 24	Rochester	76	@	Minneapolis	89
	March 27	Rochester	74	vs.	Minneapolis	73
	March 28	Rochester	72	@	Minneapolis	82

Final Statistics

Player	G.	Min.	FGM	FGA	Pct.	FTM	FTA	Pct.	Reb.	Ast.	PF	DQ	Pts.	Avg.
Bobby Wanzer	72	2538	322	835	.386	314	428	.734	392	254	171	2	958	13.3
Arnie Risen	72	2385	321	872	.368	307	430	.714	728	120	284	9	949	13.2
Bob Davies	72	2137	288	777	.371	311	433	.718	194	323	224	4	887	12.3
Jack McMahon	71	1891	250	691	.362	211	303	.696	211	238	221	6	711	10.0
Jack Coleman	71	2377	289	714	.405	108	181	.597	589	158	201	3	686	9.7
Marion Spears	72	1633	184	505	.364	183	238	.769	310	109	211	5	551	7.7
Alex Hannum	72	1707	175	503	.348	102	164	.622	350	105	279	11	452	6.3
Cal Christensen	70	1654	137	395	.347	138	261	.529	395	107	196	1	412	5.9
Norman Swanson	63	611	31	137	.226	38	64	.594	110	33	91	3	100	1.6
Al Masino* (Roch. only)	11	80	12	30	.400	13	25	.520	12	10	20	0	37	3.4
Frank Reddout	7	18	5	6	.833	3	4	.750	9	0	6	0	13	1.9
Royals	*72*	*17325*	*2010*	*5451*	*.369*	*1722*	*2518*	*.684*	*3494*	*1454*	*1904*	*44*	*5735*	*79.8*

*Did not finish season with team

1954-55 ROCHESTER ROYALS

29-43
3rd - Western Division

Front row — from left to right, Marion Spears, Bob Davies, Jack McMahon, Bobby Wanzer, Boris Nachamkin. Back row — Cal Christensen, Jack Coleman, Arnie Risen, Art Spoelstra, Thomas Marshall, Head Coach Les Harrison.

G	Date	Score	Opponent	W/L	Rec.	Att.
1	10/30	98-95	Boston	W	1-0	
2	11/7	84-109	@Fort Wayne	L	1-1	3057
3	11/10	90-86	Milwaukee	W	2-1	995
4	11/11	78-79	@New York	L	2-2	11,480
5	11/13	98-103	Fort Wayne	L	2-3	2100
6	11/16	98-99	@Boston	L	2-4	12,796
7	11/20	79-80	Syracuse	L	2-5	
8	11/21	78-89	@Fort Wayne	L	2-6	3211
9	11/24	90-87*	@Milwaukee	W	3-6	3026
10	11/25	84-95	@Minneapolis	L	3-7	3542
11	11/27	107-101	Boston	W	4-7	2600
12	12/1	96-101	Fort Wayne	L	4-8	1433
13	12/2	78-82	@Syracuse	L	4-9	2028
14	12/4	102-110	@Boston	L	4-10	6210
15	12/5	97-96	@Fort Wayne	W	5-10	4500
16	12/7	93-95	Boston (New York)	L	5-11	10,825
17	12/8	105-78	Syracuse	W	6-11	905
18	12/11	83-91	Minneapolis	L	6-12	1900
19	12/12	74-86	Mil. (Endicott, NY)	L	6-13	1700
20	12/15	99-97*	Min. (Buffalo)	W	7-13	958
21	12/18	86-87	Fort Wayne	L	7-14	2300
22	12/19	92-79	Phi. (New York)	W	8-14	12,846
23	12/25	80-73	Fort Wayne	W	9-14	2103
24	12/26	82-84	Syracuse (NY)	L	9-15	14,813
25	12/29	93-89	New York	W	10-15	2600
26	1/1	96-92	Philadelphia	W	11-15	2098
27	1/2	102-100	@Minneapolis	W	12-15	2391
28	1/4	80-92	@Milwaukee	L	12-16	7762
29	1/5	103-85	New York	W	13-16	1878
30	1/6	83-90	Fort Wayne (NY)	L	13-17	10,845
31	1/8	91-88	Milwaukee	W	14-17	2678
32	1/9	92-98	@Boston	L	14-18	
33	1/11	90-93	Mil. (Fort Wayne)	L	14-19	5500
34	1/12	88-102	Minneapolis	L	14-20	1700
35	1/15	93-90	Minneapolis	W	15-20	2200
36	1/16	85-90	@Syracuse	L	15-21	2696
37	1/20	83-98	NY (Hershey, PA)	L	15-22	4000
38	1/22	121-110	Boston	W	16-22	
39	1/23	84-105	@Fort Wayne	L	16-23	6653
40	1/24	97-86	Mil. (Louisville)	W	17-23	5051
41	1/25	107-104	NY (Buffalo)	W	18-23	1874
42	1/26	96-94	New York	W	19-23	1584
43	1/29	98-92	Boston (Phi.)	W	20-23	5000
44	1/30	87-85	Philadelphia	W	21-23	
45	1/31	80-100	@Milwaukee	L	21-24	8169
46	2/2	84-74	Fort Wayne	W	22-24	2123
47	2/3	88-87	Mil. (Fort Wayne)	W	23-24	
48	2/4	101-109	@Philadelphia	L	23-25	2011
49	2/5	88-94	Syracuse	L	23-26	
50	2/6	75-92	@Fort Wayne	L	23-27	3003
51	2/9	74-75	Milwaukee	L	23-28	1367
52	2/11	91-83	Fort Wayne (Phi.)	W	24-28	
53	2/12	95-96	Minneapolis	L	24-29	1904
54	2/13	87-88	@Syracuse	L	24-30	4172
55	2/15	72-79	Phi. (Toledo)	L	24-31	1525
56	2/16	113-114	Phi. (Buffalo)	L	24-32	2568
57	2/17	96-98	Phi. (Saratoga Spr., NY)	L	24-33	
58	2/18	73-78	Phi. (New Haven, CT)	L	24-34	2000
59	2/19	78-84	Milwaukee	L	24-35	
60	2/20	92-105	@Minneapolis	L	24-36	4841
61	2/21	110-112	Min. (Spencer, IA)	L	24-37	1500
62	2/22	87-71	@Milwaukee	W	25-37	2790
63	2/24	83-97	@Syracuse	L	25-38	3207
64	2/26	88-80	Philadelphia	W	26-38	2178
65	2/27	84-93	@Minneapolis	L	26-39	4808
66	3/3	83-76	Min. (Fort Wayne)	W	27-39	6787
67	3/4	92-95	NY (White Plains, NY)	L	27-40	
68	3/5	104-107*	Minneapolis	L	27-41	1500
69	3/6	96-101	@New York	L	27-42	8161
70	3/9	96-99	NY (White Plains, NY)	L	27-43	
71	3/12	100-97	Syracuse	W	28-43	2214
72	3/13	105-103	Boston	W	29-43	2932

* = OT

1954-55 Playoffs

Semifinals (1-2)	March 16	Rochester	78	@	Minneapolis	82
	March 18	Rochester	94	vs.	Minneapolis	92
	March 19	Rochester	110	@	Minneapolis	119

Final Statistics

Player	G.	Min.	FGM	FGA	Pct.	FTM	FTA	Pct.	Reb.	Ast.	PF	DQ	Pts.	Avg.
Bobby Wanzer	72	2376	324	820	.395	294	374	.786	374	247	163	2	942	13.1
Jack Coleman	72	2482	400	866	.462	124	183	.678	729	232	201	1	924	12.8
Bob Davies	72	1870	326	785	.415	220	293	.751	205	355	220	2	872	12.1
Arnie Risen	69	1970	259	699	.371	279	375	.744	703	112	253	10	797	11.6
Marion Spears	71	1888	226	585	.386	220	271	.812	299	148	252	6	672	9.5
Jack McMahon	72	1807	251	721	.348	143	225	.636	211	246	179	1	645	9.0
Thomas Marshall	72	1337	223	505	.442	131	194	.675	256	111	99	0	577	8.0
Art Spoelstra	70	1127	159	399	.398	108	156	.692	285	58	170	2	426	6.1
Cal Christensen	71	1204	114	305	.374	124	206	.602	388	104	174	2	352	5.0
Don Henriksen (Roch. only)	56	1175	111	315	.352	86	130	.662	435	79	118	2	308	5.5
Boris Nachamkin	6	59	6	20	.300	8	13	.615	19	3	6	0	20	3.3
Royals	*72*	*17280*	*2399*	*6020*	*.399*	*1737*	*2420*	*.718*	*3904*	*1695*	*1865*	*26*	*6535*	*90.8*

1955-56 ROCHESTER ROYALS





29-43
3rd - Western Division

(ON LEFT) Forward **MAURICE STOKES** earned NBA Rookie of the Year honors in 1955-56, averaging a team-leading 16.8 ppg and 16.3 rpg (2nd in NBA).
(ON RIGHT) In only the fifth trade in franchise history, the Royals acquired forward **DICK RICKETTS** from the St. Louis Hawks midway through the 1955-56 campaign.

G	Date	Score	Opponent	W/L	Rec.
1	11/5	98-100*	New York	L	0-1
2	11/6	83-80	Syracuse	W	1-1
3	11/10	84-89	Phi. (New York)	L	1-2
4	11/12	84-79	Ft. Wayne (St. Louis)	W	2-2
5	11/13	91-94	NY (Fort Wayne)	L	2-3
6	11/19	90-91	Minneapolis	L	2-4
7	11/20	104-96	@Minneapolis	W	3-4
8	11/23	88-90*	@St. Louis	L	3-5
9	11/24	93-104	@Fort Wayne	L	3-6
10	11/27	103-104	Boston	L	3-7
11	11/30	87-76	Fort Wayne	W	4-7
12	12/3	78-89	St. Louis	L	4-8
13	12/4	107-84	Philadelphia	W	5-8
14	12/6	105-116	@New York	L	5-9
15	12/7	92-79	Minneapolis	W	6-9
16	12/9	109-108	Boston (Phi.)	W	7-9
17	12/10	117-116*	Fort Wayne	W	8-9
18	12/11	93-91	St. Louis	W	9-9
19	12/13	117-109	St. Louis (PA)	W	10-9
20	12/16	97-100*	St. Louis (Mil.)	L	10-10
21	12/17	92-94	@Minneapolis	L	10-11
22	12/18	85-86	@St. Louis	L	10-12
23	12/20	92-96	Philadelphia	L	10-13
24	12/25	96-111	@Syracuse	L	10-14
25	12/26	93-91	Syracuse	W	11-14
26	12/27	91-80	Syracuse (NY)	W	12-14
27	12/28	91-113	New York	L	12-15
28	12/29	75-83	@Fort Wayne	L	12-16
29	12/31	100-112	Boston	L	12-17
30	1/1	101-92	@New York	W	13-17
31	1/3	100-130	Phi. (New Haven, CT)	L	13-18
32	1/4	86-88	Fort Wayne	L	13-19
33	1/7	103-98	Minneapolis	W	14-19
34	1/8	111-109	@Boston	W	15-19
35	1/11	94-97	Philadelphia	L	15-20
36	1/12	94-123	@Philadelphia	L	15-21
37	1/13	98-90	St. Louis (Boston)	W	16-21
38	1/14	102-93	Syracuse	W	17-21
39	1/15	88-99	@Syracuse	L	17-22
40	1/17	107-112	@New York	L	17-23
41	1/19	108-103	New York	W	18-23
42	1/20	97-90	St. Louis (NY)	W	19-23
43	1/22	93-111	@Fort Wayne	L	19-24
44	1/25	106-114	@St. Louis	L	19-25
45	1/27	111-93	NY (Boston)	W	20-25
46	1/28	119-126	Boston	L	20-26
47	1/29	103-112	@Boston	L	20-27
48	1/31	86-92	Min. (St. Louis)	L	20-28
49	2/1	83-77	Syracuse	W	21-28
50	2/2	89-97	@Syracuse	W	21-29
51	2/3	105-96	@Philadelphia	W	22-29
52	2/4	83-69	Boston	W	23-29
53	2/5	121-109	@Minneapolis	W	24-29
54	2/8	97-102	New York	L	24-30
55	2/11	97-93	Fort Wayne	W	25-30
56	2/12	74-101	@Syracuse	L	25-31
57	2/14	79-110	Min. (St. Louis)	L	25-32
58	2/17	81-93	@Fort Wayne	L	25-33
59	2/18	99-119	Minneapolis	L	25-34
60	2/19	93-100	@Minneapolis	L	25-35
61	2/21	106-102	Fort Wayne (NY)	W	26-35
62	2/22	110-109	St. Louis	W	27-35
63	2/25	72-97	Fort Wayne	L	27-36
64	2/26	100-111	@Boston	L	27-37
65	2/28	113-97	Boston (NY)	W	28-37
66	2/29	81-86	@Philadelphia	L	28-38
67	3/1	95-94	@St. Louis	W	29-38
68	3/3	94-90	Minneapolis	L	29-39
69	3/4	88-103	@Fort Wayne	L	30-39
70	3/7	89-96	St. Louis	L	30-40
71	3/10	111-96	Philadelphia	W	31-40
72	3/11	98-126	@Minneapolis	L	31-41

* = OT

Final Statistics

Player	G.	Min.	FGM	FGA	Pct.	FTM	FTA	Pct.	Reb.	Ast.	PF	DQ	Pts.	Avg.
Maurice Stokes	67	2323	403	1137	.354	319	447	.714	1094	328	276	11	1125	16.8
Jack Twyman	72	2186	417	987	.422	204	298	.685	466	171	239	4	1038	14.4
Ed Fleming	71	2028	306	824	.371	277	372	.745	489	197	178	1	889	12.5
Bobby Wanzer	72	1980	245	651	.376	259	360	.719	272	225	151	0	749	10.4
Art Spoelstra	72	1640	226	576	.392	163	238	.685	436	95	248	11	615	8.5
Richie Regan	72	1746	240	681	.352	85	133	.639	174	222	179	4	565	7.8
Don Meineke	69	1248	154	414	.372	181	232	.780	316	102	191	4	489	7.1
Jack Coleman* (Roch. only)	34	1369	195	473	.412	89	125	.712	344	147	121	1	479	14.1
Connie Simmons	68	903	144	428	.336	78	129	.605	235	82	142	2	366	5.4
Dick Ricketts (Roch. only)	39	1166	141	451	.313	83	117	.709	294	124	172	8	365	9.4
Jack McMahon* (Roch. only)	34	856	100	307	.326	55	90	.611	85	115	85	0	255	7.5
Chris Harris (Roch. only)	26	252	22	89	.247	16	27	.593	26	26	26	0	60	2.3
James Davis	3	16	0	6	.000	2	2	1.000	4	1	2	0	2	0.7
Royals	*72*	*16433*	*2551*	*6890*	*.370*	*1798*	*2567*	*.700*	*4449*	*1747*	*1990*	*46*	*6900*	*95.8*

*Did not finish season with team

1956-57 ROCHESTER ROYALS



31-41
4th in Western Division

(ON LEFT) Forward **JACK TWYMAN** made his first of six All-Star game appearances in 1957, registering three points and one assist in 17 minutes for the West squad.
(ON RIGHT) Guard **JOHN McCARTHY** averaged 6.6 ppg, 2.8 rpg, and 1.5 apg in playing all 72 games as a rookie with the Royals in 1956-57.

G	Date	Score	Opponent	W/L	Rec.	Att.
1	10/27	88-85	Fort Wayne	W	1-0	3394
2	10/28	75-91	@Syracuse	L	1-1	3000
3	11/1	88-97	Min. (Johnstown, PA)	L	1-2	2506
4	11/3	85-95	Minneapolis	L	1-3	2764
5	11/4	87-88	@Minneapolis	L	1-4	5723
6	11/7	81-80	Philadelphia	W	2-4	5132
7	11/9	95-93	@Philadelphia	W	3-4	2211
8	11/10	90-76	Syracuse	W	4-4	
9	11/11	94-82	Min. (New York)	W	5-4	16,781
10	11/13	105-118	@St. Louis	L	5-5	3682
11	11/14	90-87	New York	W	6-5	4500
12	11/15	83-92	Phi. (Hershey, PA)	L	6-6	
13	11/17	86-108	@Boston	L	6-7	
14	11/18	87-101	Boston	L	6-8	2380
15	11/21	85-76	St. Louis	W	7-8	1865
16	11/22	102-104*	@Fort Wayne	L	7-9	4373
17	11/24	96-87	@New York	W	8-9	9805
18	11/25	95-93	New York	W	9-9	1897
19	11/27	90-82	Syracuse (NY)	W	10-9	8532
20	12/1	95-83	Minneapolis	W	11-9	2346
21	12/6	92-95	NY (Fort Wayne)	L	11-10	4108
22	12/8	92-91	Philadelphia	W	12-10	2531
23	12/9	101-100*	@Fort Wayne	W	13-10	3006
24	12/12	103-93	@Boston	W	14-10	6065
25	12/15	76-91	New York	L	14-11	7584
26	12/16	97-101	@Minneapolis	L	14-12	1984
27	12/20	103-105	Min. (NY)	L	14-13	1350
28	12/22	115-101	Minneapolis	W	15-13	2612
29	12/25	98-93	Syracuse	W	16-13	3169
30	12/26	93-99	Ft. Wayne (Boston)	L	16-14	12,500
31	12/27	92-97	Boston (Phi.)	L	16-15	11,000
32	12/29	95-88	Fort Wayne	W	17-15	2763
33	12/30	88-96	@New York	L	17-16	18,255
34	1/1	102-101*	St. Louis	W	18-16	1546
35	1/5	78-81	Philadelphia	L	18-17	2807
36	1/6	93-86	@St. Louis	W	19-17	5326
37	1/8	95-94	Phi. (New York)	W	20-17	15,128
38	1/10	93-112	@Philadelphia	L	20-18	4342
39	1/12	88-97	Syracuse	L	20-19	2849
40	1/13	85-91	@Syracuse	L	20-20	
41	1/16	106-108*	St. Louis	L	20-21	3573
42	1/19	83-97	Boston	L	20-22	6027
43	1/20	107-114	@Minneapolis	L	20-23	2734
44	1/23	99-107	Min. (Louisville)	L	20-24	
45	1/25	99-100	St. Louis (Boston)	L	20-25	9175
46	1/26	95-99	Syracuse	L	20-26	2688
47	1/27	83-107	@St. Louis	L	20-27	6748
48	1/30	80-92	NY (Boston)	L	20-28	7383
49	2/1	96-80	Ft. Wayne (Cincinn.)	W	21-28	6335
50	2/2	93-79	Fort Wayne	W	22-28	2192
51	2/3	108-110	Phi. (Camden, NJ)	L	22-29	3123
52	2/5	91-88	@New York	W	23-29	12,000
53	2/6	103-100	St. Louis	W	24-29	1837
54	2/9	103-102	Boston	W	25-29	4088
55	2/10	93-117	@St. Louis	L	25-30	10,452
56	2/13	82-85	New York	L	25-31	2316
57	2/14	104-95	@Syracuse	W	26-31	5221
58	2/16	84-87	Fort Wayne	L	26-32	2139
59	2/17	85-104	@Fort Wayne	L	26-33	3511
60	2/20	103-111	@Minneapolis	L	26-34	2008
61	2/22	105-110	Fort Wayne (Phi.)	L	26-35	9824
62	2/23	101-86	St. Louis	W	27-35	1949
63	2/24	93-109	@Syracuse	L	27-36	5664
64	2/26	77-92	Boston (NY)	L	27-37	10,546
65	2/27	90-76	Fort Wayne	W	28-37	2494
66	3/1	117-125	Min. (Boston)	L	28-38	10,448
67	3/2	96-87	Boston	W	29-38	2938
68	3/3	102-111	@Boston	L	29-39	9562
69	3/6	82-79	Philadelphia	W	30-39	2881
70	3/8	92-100	St. Louis (Ft. Wayne)	L	30-40	4322
71	3/10	96-100	@Fort Wayne	L	30-41	2358
72	3/13	104-99	St. Louis (Mil.)	W	31-41	5500

* = OT

Final Statistics

Player	G.	Min.	FGM	FGA	Pct.	FTM	FTA	Pct.	Reb.	Ast.	PF	DQ	Pts.	Avg.
Jack Twyman	72	2338	449	1023	.439	276	363	.760	354	123	251	4	1174	16.3
Maurice Stokes	72	2761	434	1249	.347	256	385	.665	1256	331	287	12	1124	15.6
Richard Ricketts	72	2114	299	869	.344	206	297	.694	437	127	307	12	804	11.2
Richie Regan	71	2100	257	780	.329	182	235	.774	205	222	179	1	696	9.8
David Piontek	71	1759	257	637	.403	122	183	.667	351	108	141	1	636	9.0
Art Spoelstra	69	1176	217	559	.388	88	120	.733	220	56	168	5	522	7.6
John McCarthy	72	1560	173	460	.376	130	193	.674	201	107	130	0	476	6.6
Robert Burrow	67	1028	137	366	.374	130	211	.616	293	41	165	2	404	6.0
Ed Fleming	51	927	109	364	.299	139	191	.728	183	81	94	0	357	7.0
Thomas Marshall	40	460	56	163	.344	47	58	.810	83	31	33	0	159	4.0
Sihugo Green	13	423	50	143	.350	49	69	.710	67	47	36	1	149	11.5
Bobby Wanzer	21	159	23	49	.469	36	46	.783	25	9	20	0	82	3.9
Royals	*72*	*16805*	*2515*	*6807*	*.369*	*1698*	*2402*	*.707*	*4171*	*1298*	*1866*	*38*	*6728*	*93.4*

1957-58 CINCINNATI ROYALS

33-39
3rd - Western Division

Front row — from left to right, Richie Regan, George King, Dick Duckett, Chet Forte, Jerry Paulson, John Maglio. Back row — from left to right, Head Coach Bobby Wanzer, Tom Marshall, Dave Piontek, Dick Ricketts, Clyde Lovellette, Maurice Stokes, Jim Paxson.

G	Date	Score	Opponent	W/L	Rec.	Att.
1	10/26	110-100	Syracuse	W	1-0	5122
2	11/1	99-92	St. Louis	W	2-0	7328
3	11/2	93-102	@St. Louis	L	2-1	3866
4	11/3	88-94	Detroit	L	2-2	3000
5	11/8	110-122*	Boston	L	2-3	5378
6	11/10	101-106	Philadelphia	L	2-4	2950
7	11/15	101-99	New York	W	3-4	2903
8	11/17	97-98	St. Louis	L	3-5	3061
9	11/19	92-75	Detroit (St. Louis)	W	4-5	6107
10	11/20	99-89	@Philadelphia	W	5-5	4195
11	11/22	102-98	@Syracuse	W	6-5	
12	11/27	107-106	Min. (Detroit)	W	7-5	6566
13	11/28	96-112	@ St. Louis	L	7-6	10,048
14	11/29	99-96*	Detroit	W	8-6	4103
15	11/30	96-100	@Detroit	L	8-7	4743
16	12/1	90-89	Minneapolis	W	9-7	3388
17	12/3	104-110	@New York	L	9-8	7184
18	12/4	109-99	Detroit (Phi.)	W	10-8	
19	12/6	97-112	New York	L	10-9	6596
20	12/7	105-109	@Detroit	L	10-10	
21	12/8	99-88	Philadelphia	W	11-10	2611
22	12/10	90-102	St. Louis (NY)	L	11-11	
23	12/11	104-116	@Boston	L	11-12	7813
24	12/14	100-104	Syracuse (Rochester)	L	11-13	4898
25	12/15	83-109	@Syracuse	L	11-14	2196
26	12/20	113-122	Syracuse	L	11-15	2053
27	12/21	101-112	@Detroit	L	11-16	6029
28	12/22	98-115	Boston	L	11-17	5352
29	12/26	100-104	Syracuse (St. Louis)	L	11-18	
30	12/27	96-97	St. Louis	L	11-19	3373
31	12/28	112-101	@Minneapolis	W	12-19	
32	12/29	103-111	Minneapolis	L	12-20	2278
33	12/31	130-96	Detroit	W	13-20	1248
34	1/3	106-94	Philadelphia	W	14-20	2709
35	1/5	101-100	@New York	W	15-20	8030
36	1/7	114-99	Detroit (NY)	W	16-20	
37	1/8	105-123	New York (Detroit)	L	16-21	2818
38	1/10	107-104	New York	W	17-21	2541
39	1/11	105-100	Syracuse	W	18-21	3251
40	1/12	115-97	Boston	W	19-21	7321
41	1/14	117-111	NY (St. Louis)	W	20-21	
42	1/16	124-108	Minneapolis	W	21-21	2175
43	1/17	94-115	@Detroit	L	21-22	
44	1/19	90-108	@St. Louis	L	21-23	
45	1/22	115-109	@Syracuse	W	22-23	
46	1/24	92-102	Philadelphia	L	22-24	
47	1/26	107-103	Detroit	W	23-24	2397
48	1/30	104-105	@Minneapolis	L	23-25	
49	1/31	100-92	St. Louis	W	24-25	3717
50	2/1	88-127	@St. Louis	L	24-26	
51	2/2	95-106	@Minneapolis	L	24-27	3225
52	2/4	87-107	Boston (NY)	L	24-28	15,000
53	2/5	89-116	@Boston	L	24-29	4590
54	2/7	103-100	@Philadelphia	W	25-29	6612
55	2/8	91-109	Boston (Rochester)	L	25-30	
56	2/9	121-104	Minneapolis	W	26-30	2310
57	2/11	106-103	Min. (St. Louis)	W	27-30	9228
58	2/14	92-103	New York	L	27-31	3807
59	2/15	97-99	@New York	L	27-32	
60	2/16	105-113	@Syracuse	L	27-33	2523
61	2/20	92-94	@Boston	L	27-34	5773
62	2/21	107-109	Detroit	L	27-35	3140
63	2/22	81-100	@Minneapolis	L	27-36	
64	2/23	111-93	Minneapolis	W	28-36	4740
65	2/26	103-105	St. Louis (Detroit)	L	28-37	7500
66	3/1	101-88	@Phi. (Camden, NJ)	W	29-37	
67	3/2	93-103	@St. Louis	L	29-38	8026
68	3/4	91-97	Philadelphia (NY)	L	29-39	
69	3/6	110-108	@Philadelphia	W	30-39	
70	3/9	121-107	@Boston	W	31-39	10,028
71	3/10	122-94	St. Louis	W	32-39	3386
72	3/12	96-89	@Minneapolis	W	33-39	2300

* = OT

1957-58 Playoffs

Semifinals (0-2)	March 15	Cincinnati	93	@	Detroit	100
	March 16	Cincinnati	104	vs.	Detroit	124

Final Statistics

Player	G.	Min.	FGM	FGA	Pct.	FTM	FTA	Pct.	Reb.	Ast.	PF	DQ	Pts.	Avg.
Clyde Lovellette	71	2589	679	1540	.441	301	405	.743	862	134	236	3	1659	23.4
Jack Twyman	72	2178	465	1028	.452	307	396	.775	464	110	224	3	1237	17.2
Maurice Stokes	63	2460	414	1181	.351	238	333	.715	1142	403	226	9	1066	16.9
Jim Paxson	67	1795	225	639	.352	209	285	.733	350	139	183	2	659	9.8
George King	63	2272	235	645	.364	140	227	.617	306	337	124	0	610	9.7
Dick Ricketts	72	1620	215	664	.324	132	196	.673	410	114	277	8	562	7.8
Richie Regan	72	1648	202	569	.355	120	172	.698	175	185	174	0	524	7.3
Dave Piontek	71	1032	150	397	.378	95	151	.629	254	52	134	2	395	5.6
Don Meineke	67	792	125	351	.356	77	119	.647	226	38	155	3	327	4.9
Dick Duckett	34	424	54	158	.342	24	27	.889	56	47	60	0	132	3.9
Thomas Marshall (Cin. only)	29	418	44	144	.306	43	55	.782	93	15	37	0	131	4.5
Jerry Paulson	6	68	8	23	.348	4	6	.667	10	4	5	0	20	3.3
Royals	*72*	*17396*	*2817*	*7339*	*.384*	*1688*	*2372*	*.712*	*4959*	*1578*	*1835*	*30*	*7373*	*101.7*

1958-59 CINCINNATI ROYALS



19-53
4th in Western Division

(ON LEFT) Swingman **ARLEN BOCKHORN** averaged 10.2 ppg, 6.5 rpg, and 2.9 apg in 71 games as a rookie starter with the Royals in 1958-59. **(ON RIGHT) LARRY STAVERMAN**, who would serve a number of administrative posts with the Kings including head coach in 1977-78, averaged 4.3 ppg and 3.8 rpg as a rookie.

G	Date	Score	Opponent	W/L	Rec.	Att.
1	10/22	79-99	@Minneapolis	L	0-1	4723
2	10/25	110-94	Minneapolis	W	1-1	3178
3	10/31	113-120	@Detroit	L	1-2	2652
4	11/1	108-130	@Syracuse	L	1-3	
5	11/2	90-97	St. Louis	L	1-4	1152
6	11/5	97-108	New York	L	1-5	989
7	11/9	92-106	Philadelphia	L	1-6	2145
8	11/12	115-116	Syracuse	L	1-7	1235
9	11/15	105-130	@Boston	L	1-8	6427
10	11/19	119-103	Boston	W	2-8	2597
11	11/21	90-108	@Philadelphia	L	2-9	
12	11/22	86-103	@Detroit	L	2-10	2891
13	11/23	89-100	St. Louis	L	2-11	2150
14	11/25	116-113	@New York	W	3-11	
15	11/26	95-112	Detroit	L	3-12	
16	11/28	93-114	@Minneapolis	L	3-13	
17	11/29	86-98	@St. Louis	L	3-14	9000
18	11/30	77-84	Minneapolis	L	3-15	1265
19	12/2	81-105	St. Louis (NY)	L	3-16	
20	12/3	110-108	New York	W	4-16	756
21	12/6	132-128 3OT	Min. (St. Louis)	W	5-16	
22	12/7	90-103	Philadelphia	L	5-17	
23	12/10	94-97	Syracuse	L	5-18	1083
24	12/12	115-125*	@Boston	L	5-19	6873
25	12/16	106-118	@New York	L	5-20	
26	12/18	90-104	Boston	L	5-21	1227
27	12/20	121-120*	@Syracuse	W	6-21	
28	12/25	92-100	St. Louis	L	6-22	3303
29	12/26	91-131	@Detroit	L	6-23	7484
30	12/28	120-116	Minneapolis	W	7-23	1512
31	12/29	112-124	@St. Louis	L	7-24	
32	12/30	104-119	St. Louis	L	7-25	7853
33	1/2	111-104	Detroit (Phi.)	W	8-25	
34	1/4	108-111	Boston	L	8-26	2553
35	1/6	95-109	Boston (Phi.)	L	8-27	
36	1/8	138-145 3OT	Syracuse	L	8-28	1547
37	1/9	101-112	St. Louis (Detroit)	L	8-29	
38	1/10	69-101	Detroit	L	8-30	1198
39	1/11	110-127	@Syracuse	L	8-31	
40	1/13	92-112	Detroit (St. Louis)	L	8-32	
41	1/16	95-91	Min. (WV)	W	9-32	2356
42	1/17	105-117	@New York	L	9-33	
43	1/18	107-88	Detroit	W	10-33	1196
44	1/19	114-108	NY (St. Louis)	W	11-33	
45	1/21	109-130	New York	L	11-34	906
46	1/24	102-123	@Syracuse	L	11-35	
47	1/25	109-104	Syracuse	W	12-35	7136
48	1/27	100-92	Phi. (New York)	W	13-35	
49	1/28	84-94	@Philadelphia	L	13-36	
50	1/30	87-118	@St. Louis	L	13-37	11,023
51	1/31	88-103	@Detroit	L	13-38	4721
52	2/3	120-103	Philadelphia	W	14-38	1636
53	2/8	117-136	@Boston	L	14-39	11,233
54	2/9	97-122	Det. (Ft. Wayne)	L	14-40	2176
55	2/10	100-118	Min. (Houston)	L	14-41	
56	2/11	105-106	Min. (San Francisco)	L	14-42	2723
57	2/12	119-114	Min. (Portland)	W	15-42	5594
58	2/14	94-106	Phi. (Camden, NJ)	L	15-43	
59	2/15	97-124	@New York	L	15-44	7245
60	2/18	116-118	New York	L	15-45	
61	2/21	120-121	@St. Louis	L	15-46	
62	2/22	112-129	Boston	L	15-47	3312
63	2/24	113-109	Syracuse (NY)	W	16-47	
64	2/25	96-116	Min. (Detroit)	L	15-48	
65	2/26	106-101	Det. (Louisville)	W	17-48	
66	2/28	124-122*	St. Louis	W	18-48	4191
67	3/1	101-117	@Detroit	L	18-49	1200
68	3/3	102-113	@St. Louis	L	18-50	
69	3/4	128-122	Minneapolis	W	18-51	2607
70	3/7	86-93	@Philadelphia	L	19-51	
71	3/8	131-141	@Boston	L	19-52	13,909
72	3/10	96-102	Philadelphia	L	19-53	1172

* = OT

Final Statistics

Player	G.	Min.	FGM	FGA	Pct.	FTM	FTA	Pct.	Reb.	Ast.	PF	DQ	Pts.	Avg.
Jack Twyman	72	2713	710	1691	.420	437	558	.783	653	209	277	6	1857	25.8
Dave Piontek	72	1974	305	813	.375	156	227	.687	385	124	162	3	766	10.6
Wayne Embry	66	1590	272	702	.387	206	314	.656	597	96	232	9	750	11.4
Arlen Bockhorn	71	2251	294	771	.381	138	196	.704	460	206	215	6	726	10.2
Jim Palmer	67	1624	256	633	.404	178	246	.724	472	65	211	7	690	10.3
John McCarthy	47	1827	245	657	.373	116	174	.667	227	225	158	4	606	12.9
Archie Dees	68	1252	200	562	.356	159	204	.779	339	56	114	0	559	8.2
Med Park (Cin. only)	33	615	80	185	.432	60	80	.750	95	54	48	0	220	6.7
Jack Parr	66	1037	109	307	.355	44	73	.603	278	51	138	1	262	4.0
Larry Staverman	57	681	101	215	.470	45	59	.763	218	54	103	0	247	4.3
Sihugo Green* (Cin. only)	20	490	70	200	.350	40	65	.615	117	52	61	0	180	9.0
Vern Hatton* (Cin. only)	22	657	66	207	.319	34	51	.667	81	30	55	0	166	7.5
Phil Rollins (Cin. only)	21	440	54	144	.375	35	45	.778	87	58	30	0	143	6.8
Thomas Marshall	18	272	23	79	.291	18	29	.621	52	27	22	0	64	3.6
Royals	*72*	*17038*	*2854*	*7340*	*.389*	*1713*	*2375*	*.721*	*4887*	*1369*	*1855*	*36*	*7161*	*103.1*

*Did not finish season with team

1959-60 CINCINNATI ROYALS





19-56
4th - Western Division

(ON LEFT) Forward **WAYNE EMBRY**, former president and chief operating officer, team division of the Cavaliers, averaged 10.6 ppg and 9.5 rpg with the Royals in 1959-60.
(ON RIGHT) Center **PHIL JORDON** averaged 13.4 ppg and 8.3 rpg in 75 games as a rookie with the Royals in 1959-60

G	Date	Score	Opponent	W/L	Rec.	Att.
1	10/17	125-129	@Boston	L	0-1	3431
2	10/24	108-103	Detroit	W	1-1	2007
3	10/25	103-102	Minneapolis	W	2-1	2290
4	10/30	127-136	Syracuse	L	2-2	2005
5	10/31	102-109	@St. Louis	L	2-3	7626
6	11/1	109-124	Boston	L	2-4	2800
7	11/7	103-101	Syracuse (Rochester)	W	3-4	
8	11/8	106-134	@Philadelphia	L	3-5	3490
9	11/11	118-151	@Boston	L	3-6	6788
10	11/12	116-124	Philadelphia	L	3-7	3490
11	11/14	103-111	@Detroit	L	3-8	4414
12	11/15	128-134	Boston	L	3-9	2156
13	11/17	116-121	Syracuse (NY)	L	3-10	9265
14	11/18	93-110	Det. (Indianapolis)	L	3-11	3323
15	11/19	109-130	New York	L	3-12	1003
16	11/21	93-99*	Minneapolis	L	3-13	1628
17	11/22	106-100	St. Louis Hawks	W	4-13	1308
18	11/24	91-104	Detroit (NY)	L	4-14	7550
19	11/26	114-95	Minneapolis	W	5-14	2371
20	11/28	105-111	Syracuse	L	5-15	2043
21	12/2	135-118	NY (Syracuse)	W	6-15	2707
22	12/3	111-114	Boston (Phi.)	L	6-16	9000
23	12/6	104-118	St. Louis	L	6-17	1170
24	12/8	105-101	St. Louis (NY)	W	7-17	14,364
25	12/9	121-119	Detroit (Boston)	W	8-17	10,000
26	12/10	112-131	@Philadelphia	L	8-18	
27	12/12	107-97	@Minneapolis	W	9-18	1512
28	12/13	98-118	@St. Louis	L	9-19	
29	12/15	107-131	Phi. (New York)	L	9-20	12,572
30	12/16	105-114	Philadelphia	L	9-21	2386
31	12/19	113-131	Minneapolis	L	9-22	952
32	12/20	118-132	@New York	L	9-23	5428
33	12/22	119-127	NY (Detroit)	L	9-24	
34	12/25	121-103	Detroit	W	10-24	2185
35	12/27	111-122	Boston	L	10-25	2502
36	12/28	104-109	Phi. (St. Louis)	L	10-26	9326
37	12/30	127-131	Syracuse	L	10-27	741
38	1/1	128-115	Boston (Detroit)	W	11-27	
39	1/2	118-126	New York	L	11-28	6349
40	1/3	112-114	@Detroit	L	11-29	4177
41	1/6	129-113	New York (Phil.)	W	12-29	6427
42	1/7	114-132	@Syracuse	L	12-30	3686
43	1/8	112-102	St. Louis	W	13-30	1774
44	1/9	91-121	@Minneapolis	L	13-31	
45	1/10	106-112	Minneapolis	L	13-32	1420
46	1/12	123-141	New York	L	13-33	1007
47	1/15	122-118	Minneapolis	W	14-33	1679
48	1/16	106-132	@New York	L	14-34	
49	1/17	110-115	@Detroit	L	14-35	4619
50	1/20	108-119	St. Louis	L	14-36	1273
51	1/23	100-108	@St. Louis	L	14-37	8725
52	1/24	95-104	Philadelphia	L	14-38	4178
53	1/27	112-116	Min. (Detroit)	L	14-39	5217
54	1/29	113-128	New York (Phi.)	L	14-40	12,559
55	1/30	107-129	Boston (Prov.)	L	14-41	4229
56	2/2	107-109	@Philadelphia	L	14-42	
57	2/3	105-117	@Detroit	L	14-43	
58	2/4	102-121	Detroit	L	14-44	1022
59	2/7	112-135	@Syracuse	L	14-45	
60	2/9	111-117	Syracuse (Detroit)	L	14-46	6500
61	2/10	110-120	St. Louis	L	14-47	1192
62	2/11	111-108	@Minneapolis	W	15-47	
63	2/12	133-101	Det.(Dayton, OH)	W	16-47	2939
64	2/14	105-107	@St. Louis	L	16-48	10,316
65	2/16	112-117	Philadelphia	L	16-49	2156
66	2/20	110-107	Detroit	W	17-49	2292
67	2/21	108-115	Boston	L	17-50	2647
68	2/23	135-133	Syracuse	W	18-50	1377
69	2/24	124-122	St. Louis (Det.)	W	19-50	
70	2/25	95-105	Min. (Prov., RI)	L	19-51	
71	2/28	105-122	@St. Louis	L	19-52	6634
72	3/1	106-108	Detroit (St. Louis)	L	19-53	
73	3/3	114-117	Min. (Phi.)	L	19-54	
74	3/6	105-114	@Minneapolis	L	19-55	
75	3/9	116-123	St. Louis	L	19-56	579

* = OT

Final Statistics

Player	G.	Min.	FGM	FGA	Pct.	FTM	FTA	Pct.	Reb.	Ast.	PF	DQ	Pts.	Avg.
Jack Twyman	75	3023	870	2063	.422	598	762	.785	664	260	275	10	2338	31.2
Phil Jordon	75	2066	381	970	.393	242	338	.716	624	207	227	7	1004	13.4
Arlen Bockhorn	75	2103	323	812	.398	145	194	.747	382	256	249	8	791	10.5
Wayne Embry	73	1594	303	690	.439	167	325	.514	692	83	226	1	773	10.6
Win Wilfong	72	1992	283	764	.370	161	207	.778	352	265	229	1	727	10.1
Hub Reed (Cin. only)	69	1803	269	598	.450	134	184	.728	612	69	228	6	672	9.7
Med Park	74	1849	226	582	.388	189	260	.727	301	214	186	2	641	8.7
Dave Piontek* (Cin. only)	52	1111	217	531	.409	84	122	.688	341	84	143	2	518	10.0
Phil Rollins	72	1235	158	386	.409	77	127	.606	180	233	150	1	393	5.5
Larry Staverman	49	479	70	149	.470	47	64	.734	180	36	98	0	187	3.8
Jim Palmer* (Cin. only)	20	400	71	155	.458	39	55	.709	111	17	65	1	181	9.1
Dave Gambee (Cin. only)	19	211	36	93	.387	23	35	.657	74	9	21	0	95	5.0
Wayne Stevens	8	49	3	19	.158	7	10	.700	16	4	4	0	13	1.6
Royals	*75*	*18377*	*3210*	*7786*	*.412*	*1913*	*2672*	*.716*	*5251` 1747*		*2097*	*38*	*8333*	*111.1*

*Did not finish season with team

1960-61 CINCINNATI ROYALS



33-46
4th - Western Division

Front row — from left to right, Hub Reed, Bob Boozer, Phil Jordon, Wayne Embry, Larry Staverman. Back row — from left to right, Phil Rollins, Oscar Robertson, Jack Twyman, Ralph Davis, Arlen Bockhorn, Win Wilfong, Head Coach Charley Wolf.

G	Date	Score	Opponent	W/L	Rec.	Att.
1	10/19	140-123	LA Lakers	W	1-0	8176
2	10/20	113-105	@New York	W	2-0	7148
3	10/22	119-117	New York	W	3-0	2392
4	10/23	114-103	St. Louis	W	4-0	8609
5	10/26	117-131	@Detroit	L	4-1	6926
6	10/27	143-140*	Syracuse	W	5-1	5987
7	10/29	97-113	@St. Louis	L	5-2	12,862
8	11/1	113-131	Philadelphia	L	5-3	10,077
9	11/5	113-104	@Boston	W	6-3	13,258
10	11/8	120-136	Boston	L	6-4	9202
11	11/11	110-128	Boston (NY)	L	6-5	18,499
12	11/12	112-116	@Detroit	L	6-6	
13	11/13	113-125	Detroit	L	6-7	5117
14	11/15	124-115	Philadelphia	W	7-7	5279
15	11/16	87-124	@Syracuse	L	7-8	
16	11/18	129-128*	St. Louis	W	8-8	7363
17	11/19	120-121	@St. Louis	L	8-9	
18	11/20	103-120	Boston	L	8-10	8897
19	11/22	118-133	LA Lakers (NY)	L	8-11	15,126
20	11/23	122-118	LA Lakers	W	9-11	7191
21	11/24	100-108	LA Lakers (St. Louis)	L	9-12	9328
22	11/26	108-138	@Philadelphia	L	9-13	9072
23	11/27	118-122*	New York	L	9-14	4843
24	11/29	105-129	Syracuse (St. Louis)	L	9-15	9228
25	12/1	126-137	Syracuse	L	9-16	
26	12/4	115-116	Det. (Indianapolis)	L	9-17	3052
27	12/6	117-112	@New York	W	10-17	14,847
28	12/7	114-112	LA Lakers	W	11-17	
29	12/8	118-115	Boston (Phi.)	W	12-17	5201
30	12/9	123-146	@Boston	L	12-18	6172
31	12/13	105-107	Syracuse (NY)	L	12-19	8122
32	12/14	121-114	New York	W	13-19	2769
33	12/16	130-116	LA Lakers	W	14-19	4919
34	12/18	112-128	Philadelphia	L	14-20	7317
35	12/20	112-115	Boston (NY)	L	14-21	10,137
36	12/25	126-119	Detroit	W	15-21	5103
37	12/26	132-137	@Detroit	L	15-22	6347
38	12/27	129-124	Syracuse	W	16-22	
39	12/28	114-104	NY (Syracuse)	W	17-22	
40	12/29	124-128	@Philadelphia	L	17-23	
41	12/30	136-130	Phi. (Hershey, PA)	W	18-23	5788
42	1/1	114-112	St. Louis	W	19-23	10,289
43	1/2	126-125	Syracuse (Utica, NY)	W	20-23	3442
44	1/4	134-126	@Syracuse	W	21-23	1642
45	1/5	107-125	Boston	L	21-24	9461
46	1/10	110-119	@St. Louis	L	21-25	
47	1/11	122-126	@Detroit	L	21-26	5437
48	1/12	112-124	Det. (Fort Wayne)	L	21-27	6216
49	1/14	114-123	@LA Lakers	L	21-28	4457
50	1/15	109-105	@LA Lakers	W	22-28	6690
51	1/18	128-144	Det. (Dayton, OH)	L	22-29	
52	1/19	122-129	New York	L	22-30	2841
53	1/21	106-130	Det. (St. Louis)	L	22-31	12,344
54	1/22	115-108	St. Louis	W	23-31	4292
55	1/24	104-106	Detroit	L	23-32	3380
56	1/25	125-138	@Detroit	L	23-33	5323
57	1/27	126-138	Syracuse	L	23-34	5177
58	1/28	116-136	@St. Louis	L	23-35	7818
59	1/30	116-88	Boston	W	24-35	6630
60	2/2	118-133	@Philadelphia	L	24-36	6684
61	2/3	135-136	Phi. (Boston)	L	24-37	9200
62	2/5	115-129	@Syracuse	L	24-38	1813
63	2/6	101-110	LA Lakers (MD)	L	24-39	12,500
64	2/9	119-115	New York (Phi.)	W	25-39	3139
65	2/11	122-123	@St. Louis	L	25-40	7181
66	2/12	105-104	@New York	W	26-40	10,469
67	2/13	104-100	LA Lakers (OH)	W	27-40	5808
68	2/16	133-107	St. Louis	W	28-40	8184
69	2/19	112-106	LA Lakers	W	29-40	8576
70	2/21	114-126	@St. Louis	L	29-41	6713
71	2/22	131-132	Phi. (Detroit)	L	29-42	5715
72	2/25	120-129	Philadelphia	L	29-43	5406
73	2/26	122-148	St. Louis	L	29-44	7692
74	2/28	131-105	St. Louis (NY)	W	30-44	13,563
75	3/1	137-122	Detroit	W	31-44	5871
76	3/5	124-118	@New York	W	32-44	7963
77	3/7	121-124	Boston (Prov.)	L	32-45	4430
78	3/11	108-105	@LA Lakers	W	33-45	4737
79	3/12	122-123	@LA Lakers	L	33-46	5645

* = OT

Final Statistics

Player	G.	Min.	FGM	FGA	Pct.	FTM	FTA	Pct.	Reb.	Ast.	PF	DQ	Pts.	Avg.
Oscar Robertson	71	3032	756	1600	.473	653	794	.822	716	690	219	3	2165	30.5
Jack Twyman	79	2920	796	1632	.488	405	554	.731	672	225	279	5	1997	25.3
Wayne Embry	79	2233	458	1015	.451	221	331	.668	864	127	286	7	1137	14.4
Arlen Bockhorn	79	2669	420	1059	.397	152	208	.731	434	338	282	9	992	12.6
Phil Jordon* (Cin. only)	48	1140	202	511	.395	117	160	.731	424	107	150	3	521	10.9
Bob Boozer	79	1573	250	603	.415	166	247	.672	488	109	193	1	666	8.4
Mike Farmer (Cin. only)	57	1295	180	460	.391	69	94	.734	378	81	128	1	429	7.5
Hub Reed	75	1216	156	364	.429	85	122	.697	367	69	199	7	397	5.3
Ralph Davis	73	1210	181	451	.401	34	52	.654	86	177	127	1	396	5.4
Larry Staverman	66	944	111	249	.446	79	93	.849	287	86	164	4	301	4.6
Win Wilfong	62	717	106	305	.348	72	89	.809	147	87	119	1	284	4.6
Phil Rollins (Cin. only)	14	86	10	32	.313	5	7	.714	9	11	13	0	25	1.8
Royals	*79*	*18921*	*3626*	*8281*	*.438*	*2060*	*2761*	*.746*	*5581*	*2107*	*2159*	*40*	*9312*	*117.9*

*Did not finish the season with team

1961-62 CINCINNATI ROYALS



43-37
2nd - Western Division

Royals 1961-62 starters. Front row — from left to right, Oscar Robertson, Arlen Bockhorn. Back row — from left to right, Jack Twyman, Wayne Embry, Bob Boozer.

G	Date	Score	Opponent	W/L	Rec.	Att.
1	10/21	138-129	@St. Louis	W	1-0	8674
2	10/24	122-124	LA Lakers (NY)	L	1-1	9127
3	10/26	117-120	@New York	L	1-2	7168
4	10/29	139-132	Syracuse	W	2-2	6136
5	10/31	127-131	NY (St. Louis)	L	2-3	5636
6	11/1	115-120	@LA Lakers	L	2-4	3385
7	11/3	132-114	@LA Lakers	W	3-4	6223
8	11/7	123-98	New York	W	4-4	4460
9	11/10	122-117	Chicago	W	5-4	4751
10	11/11	117-107	@Chicago	W	6-4	3621
11	11/12	136-126	St. Louis	W	7-4	6025
12	11/14	119-115	Syracuse (NY)	W	8-4	9367
13	11/15	133-145	@Philadelphia	L	8-5	4011
14	11/16	121-127	Boston	L	8-6	5671
15	11/18	133-136	@St. Louis	L	8-7	8328
16	11/19	128-112	Detroit (Chicago)	W	9-7	6492
17	11/21	118-125	Philadelphia	L	9-8	5141
18	11/23	99-117	Syracuse (Rochester)	L	9-9	3790
19	11/24	127-125	@Syracuse	W	10-9	3036
20	11/26	117-102	LA Lakers	W	11-9	6276
21	11/28	131-117	@New York	W	12-9	9837
22	11/29	122-136	Syracuse	L	12-10	3156
23	11/30	133-130	Boston (Prov.)	W	13-10	3408
24	12/3	96-119	Boston	L	13-11	7653
25	12/6	102-103	Boston (Phi.)	L	13-12	
26	12/8	128-123	St. Louis	W	14-12	3709
27	12/10	134-94	New York	W	15-12	3676
28	12/11	133-117	Chicago (Dayton)	W	16-12	3013
29	12/13	136-126	@Syracuse	W	17-12	1777
30	12/14	103-107	Detroit	L	17-13	3067
31	12/16	121-110	@Detroit	W	18-13	5672
32	12/19	110-117	Philadelphia	L	18-14	4080
33	12/23	125-134	Detroit (St. Louis)	L	18-15	8348
34	12/25	127-141	LA Lakers	L	18-16	6447
35	12/26	129-118	@St. Louis	W	19-16	6198
36	12/27	142-117	St. Louis	W	20-16	4780
37	12/29	116-131	Detroit	L	20-17	3654
38	12/30	119-123	New York (Phi.)	L	20-18	9537
39	1/1	106-110	Syracuse	L	20-19	2596
40	1/3	122-111	New York (Det.)	W	21-19	5043
41	1/5	103-124	Boston	L	21-20	6169
42	1/7	123-113	Chi. (Louisville)	W	22-20	2146
43	1/9	113-106	Chi. (Indianapolis)	W	23-20	4815
44	1/11	145-128	Philadelphia	W	24-20	3723
45	1/12	125-141	@Boston	L	24-21	10,223
46	1/13	119-112	@Detroit	W	25-21	4084
47	1/14	119-114	St. Louis	W	26-21	5606
48	1/18	151-133	@Philadelphia	W	27-21	3176
49	1/20	125-124	LA Lakers	W	28-21	7373
50	1/22	115-106	Det. (Dayton, OH)	W	29-21	2654
51	1/24	123-136	@LA Lakers	L	29-22	7275
52	1/26	112-116	@LA Lakers	L	29-23	12,962
53	1/28	139-131	Syracuse	W	30-23	5061
54	1/30	131-121	@St. Louis	W	31-23	5380
55	2/1	109-130	@Philadelphia	L	31-24	4211
56	2/2	124-143	@Boston	L	31-25	8789
57	2/3	110-121	@New York	L	31-26	6747
58	2/5	128-134*	LA Lakers (WV)	L	31-27	6800
59	2/6	118-119	Detroit	L	31-28	2528
60	2/7	107-113	@Detroit	L	31-29	4981
61	2/8	113-109*	LA Lakers (OH)	W	32-29	5561
62	2/10	134-118	St. Louis	W	33-29	5238
63	2/11	109-129	@St. Louis	L	33-30	7315
64	2/13	152-132	Philadelphia	W	34-30	7909
65	2/14	121-125	Chicago (Detroit)	L	34-31	5109
66	2/16	132-136	@Philadelphia	L	34-32	6437
67	2/17	113-123	Detroit	L	34-33	4835
68	2/18	138-121	Chi. (Syracuse)	W	35-33	4503
69	2/20	129-109	St. Louis	W	36-33	3189
70	2/21	153-125	@Chicago	W	37-33	2891
71	2/23	134-120	@Detroit	W	38-33	5171
72	2/24	118-114	LA Lakers	W	39-33	2234
73	2/25	108-105	Chicago	W	40-33	3686
74	2/28	123-129*	Boston	L	40-34	5133
75	3/1	108-137	@Syracuse	L	40-35	1770
76	3/2	120-112	Det. (Fort Wayne)	W	41-35	5409
77	3/3	126-119	@Chicago	W	42-35	3000
78	3/10	110-116	@St. Louis	L	42-36	8456
79	3/13	111-120	@LA Lakers	L	42-37	4756
80	3/14	136-134	New York	W	43-37	3058

* = OT

1961-62 Playoffs

Semifinals (1-3)	March 16	Cincinnati	122	@	Detroit	123
	March 17	Cincinnati	129	vs.	Detroit	107
	March 18	Cincinnati	107	@	Detroit	118
	March 20	Cincinnati	111	vs.	Detroit	112

Final Statistics

Player	G.	Min.	FGM	FGA	Pct.	FTM	FTA	Pct.	Reb.	Ast.	PF	DQ	Pts.	Avg.
Oscar Robertson	79	3503	866	1810	.478	700	872	.803	985	899	258	1	2432	30.8
Jack Twyman	80	2991	739	1542	.479	353	435	.811	638	215	323	5	1831	22.9
Wayne Embry	75	2623	564	1210	.466	356	516	.690	977	182	286	6	1484	19.8
Arlen Bockhorn	80	3062	531	1234	.430	198	251	.789	376	366	280	5	1260	15.8
Bob Boozer	79	2488	410	936	.438	263	372	.707	804	130	275	3	1083	13.7
Adrian Smith	80	1462	202	499	.405	172	222	.775	151	167	101	0	576	7.2
Hub Reed	80	1446	203	460	.441	60	82	.732	440	53	262	9	466	5.8
Joe Buckhalter	63	728	153	334	.458	67	108	.620	262	43	123	1	373	5.9
Robert Nordmann	58	344	51	126	.405	29	57	.509	128	18	81	1	131	2.3
Bob Wiesehahn	60	326	51	161	.317	17	30	.567	112	23	50	0	119	2.0
Dave Zeller	61	278	36	102	.353	18	24	.750	27	58	37	0	90	1.5
Royals	*80*	*19281*	*3806*	*8414*	*.452*	*2233*	*2969*	*.752*	*5665*	*2154*	*2081*	*31*	*9845*	*123.1*

1962-63 CINCINNATI ROYALS





42-38
3rd - Eastern Division

(ON LEFT) Guard **OSCAR ROBERTSON** earned first-team All-NBA honors for the third straight season in 1962-63, averaging 28.3 ppg, 10.4 rpg, and 9.5 apg. **(ON RIGHT)** Forward **TOM HAWKINS** averaged 9.4 ppg and 6.9 rpg in his first season with the Royals (1962-63) after being acquired in a trade from the LA Lakers.

G	Date	Score	Opponent	W/L	Rec.	Att.
1	10/20	109-113	@Chicago	L	0-1	6780
2	10/23	116-115	LA Lakers	W	1-1	3461
3	10/24	114-121	@St. Louis	L	1-2	4479
4	10/26	118-102	St. Louis	W	2-2	3543
5	10/28	131-130*	San Francisco	W	3-2	3852
6	11/3	111-130	@Syracuse	L	3-3	4524
7	11/7	105-106	Boston	L	3-4	5210
8	11/8	114-116	@Detroit	L	3-5	6533
9	11/9	122-119	@New York	W	4-5	10,897
10	11/10	135-124	Detroit	W	5-5	5307
11	11/12	126-137	Boston	L	5-6	6446
12	11/13	127-109	Detroit (NY)	W	6-6	8249
13	11/14	125-120	Syracuse	W	7-6	3146
14	11/16	120-111	St. Louis	W	8-6	4028
15	11/18	132-120	San Francisco	W	9-6	6701
16	11/21	143-139	@San Francisco	W	10-6	3764
17	11/22	110-134	@LA Lakers	L	10-7	8302
18	11/24	123-129	@LA Lakers	L	10-8	10,092
19	11/25	128-115	@San Francisco	W	11-8	2419
20	11/27	139-129	@New York	W	12-8	8793
21	11/30	130-117	Syracuse	W	13-8	4876
22	12/1	131-121	@Chicago	W	14-8	4870
23	12/2	127-128*	Boston	L	14-9	8719
24	12/6	96-99	New York	L	14-10	2527
25	12/8	128-131*	LA Lakers	L	14-11	4850
26	12/11	121-124	LA Lakers (NY)	L	14-12	15,237
27	12/12	102-105	Chicago (Boston)	L	14-13	4891
28	12/13	142-123	Chi. (Indianapolis)	W	15-13	5478
29	12/15	124-120	@Boston	W	16-13	5066
30	12/18	102-103	@New York	L	16-14	7421
31	12/19	129-120	Syracuse	W	17-14	2360
32	12/21	129-116	Chicago	W	18-14	2886
33	12/25	131-120	Detroit	W	19-14	3304
34	12/28	113-121	Boston	L	19-15	9337
35	12/29	104-108	@Chicago	L	19-16	4432
36	1/1	112-106*	New York	W	20-16	1559
37	1/2	118-138	@Detroit	L	20-17	1221
38	1/4	130-129	San Francisco	W	21-17	4543
39	1/5	117-136	Syracuse (Utica, NY)	L	21-18	4200
40	1/6	119-120*	LA Lakers	L	21-19	4252
41	1/8	116-119	Syracuse (OH)	L	21-20	3418
42	1/9	116-112	@Syracuse	W	22-20	3142
43	1/10	130-121	Boston	W	23-20	3802
44	1/12	109-115	@St. Louis	L	23-21	8131
45	1/13	104-105	St. Louis	L	23-22	3507
46	1/18	114-122	@Boston	L	23-23	5192
47	1/19	114-108	New York	W	24-23	10,011
48	1/20	93-113	@Chicago	L	24-24	3016
49	1/23	138-133	Boston	W	25-24	2411
50	1/25	114-112	@New York	W	26-24	13,076
51	1/26	142-116	Chicago	W	27-24	2304
52	1/27	143-126	Chicago (OH)	W	28-24	4183
53	1/31	125-128	Boston (MD)	L	28-25	13,210
54	2/1	126-133	San Fran. (Bos.)	L	28-26	12,413
55	2/2	113-117	Syracuse (Rochester)	L	28-27	3224
56	2/3	125-115	@Syracuse	W	29-27	3956
57	2/5	96-106	Boston	L	29-28	6112
58	2/7	134-129	San Francisco	W	30-28	3304
59	2/8	116-112	@St. Louis	W	31-28	8117
60	2/10	124-107	LA Lakers	W	32-28	4510
61	2/13	124-122	Syracuse (Ind.)	W	33-28	5100
62	2/15	96-99	St. Louis	L	33-29	4202
63	2/16	110-99	@Detroit	W	34-29	4101
64	2/17	109-98	@New York	W	35-29	8349
65	2/19	126-129	@Boston	L	35-30	12,000
66	2/20	109-128	@Syracuse	L	35-31	3208
67	2/21	115-96	New York	W	36-31	2129
68	2/23	102-105	Detroit	L	36-32	4037
69	2/24	110-119	Det. (Baltimore)	L	36-33	2500
70	2/26	107-114	@St. Louis	L	36-34	5821
71	2/27	119-107	New York	W	37-34	2072
72	3/1	125-132	@San Francisco	L	37-35	3721
73	3/3	122-123	@San Francisco	L	37-36	4425
74	3/4	114-111	@LA Lakers	W	38-36	4427
75	3/6	97-106	@LA Lakers	L	38-37	8803
76	3/10	117-149	@Boston	L	38-38	10,069
77	3/12	110-96	@New York	W	39-38	4167
78	3/13	128-114	Syracuse	W	40-38	2338
79	3/16	126-117	@Chicago	W	41-38	3400
80	3/17	116-109	New York	W	42-38	2539

* = OT

1962-63 Playoffs

Semifinals - Cincinnati defeats Syracuse, 3-2

March 19	Cincinnati	120	@	Syracuse	123
March 21	Cincinnati	133	vs.	Syracuse	115
March 23	Cincinnati	117	@	Syracuse	121
March 24	Cincinnati	125	vs.	Syracuse	118
March 26	Cincinnati	131	@	Syracuse	127 (OT)

Division Finals - Cincinnati falls to Boston, 3-4

March 28	Cincinnati	135	@	Boston	132
March 29	Cincinnati	102	vs.	Boston	125
March 31	Cincinnati	121	@	Boston	116
April 3	Cincinnati	110	vs.	Boston	128
April 6	Cincinnati	120	@	Boston	125
April 7	Cincinnati	109	vs.	Boston	99
April 10	Cincinnati	131	@	Boston	142

Final Statistics

Player	G.	Min.	FGM	FGA	Pct.	FTM	FTA	Pct.	Reb.	Ast.	PF	DQ	Pts.	Avg.
Oscar Robertson	80	3521	825	1593	.518	614	758	.810	835	758	293	1	2264	28.3
Jack Twyman	80	2623	641	1325	.480	304	375	.811	598	214	286	7	1586	19.8
Wayne Embry	76	2511	534	1165	.458	343	514	.667	936	177	286	7	1411	18.6
Bob Boozer	79	2488	440	992	.444	252	353	.714	878	102	299	8	1132	14.3
Arlen Bockhorn	80	2612	375	954	.393	183	242	.756	322	261	260	6	933	11.7
Tom Hawkins	79	1721	299	635	.471	147	241	.610	543	100	197	2	745	9.4
Adrian Smith	79	1522	241	544	.443	223	275	.811	174	141	157	1	705	8.9
Hub Reed	80	1299	199	427	.466	74	98	.755	398	83	261	7	472	5.9
Dave Piontek	48	457	60	158	.380	10	16	.625	96	26	67	0	130	2.7
Enoch Olsen	52	373	43	133	.323	27	39	.692	105	42	78	0	113	2.2
Daniel Tieman	29	176	15	57	.263	4	10	.400	22	27	18	0	34	1.2
Joe Buckhalter	2	12	0	5	.000	2	2	1.000	3	0	1	0	2	1.0
Royals	*80*	*19118*	*3672*	*7998*	*.459*	*2183*	*2923*	*.747*	*5561*	*1931*	*2203*	*39*	*9527*	*119.0*

1963-64 CINCINNATI ROYALS



55-25
2nd - Eastern Division

(ON LEFT) The Royals' Dynamic Duo of **OSCAR ROBERTSON** & **JERRY LUCAS** combined to average 49.1 ppg, 27.3 rpg, and 13.6 apg in their first season together ('63-64).
(ON RIGHT) Guard **ADRIAN SMITH** was a Royals fan-favorite, averaging 9.4 ppg, 2.2 rpg, and 2.2 apg in his third season with the Royals (1963-64).

G	Date	Score	Opponent	W/L	Rec.	Att.
1	10/16	112-93	@St. Louis	W	1-0	8816
2	10/17	92-93	Boston	L	1-1	10,012
3	10/19	121-97	New York	W	2-1	6417
4	10/22	103-97	San Francisco	W	3-1	7784
5	10/25	109-122	LA Lakers	L	3-2	8970
6	10/26	99-102	@San Francisco	L	3-3	5106
7	10/29	108-101	@San Francisco	W	4-3	3106
8	10/30	115-107	@LA Lakers	W	5-3	14,533
9	11/1	112-122	@LA Lakers	L	5-4	11,469
10	11/3	95-93	Phi. (Dayton, OH)	W	6-4	5174
11	11/6	121-139	@Boston	L	6-5	8904
12	11/8	116-115	Boston	W	7-5	9195
13	11/9	118-109	Detroit	W	8-5	7367
14	11/13	92-98	San Francisco	L	8-6	5480
15	11/16	114-122	@New York	L	8-7	10,139
16	11/17	110-109	Baltimore	W	9-7	4967
17	11/19	127-102	Detroit (New York)	W	10-7	12,339
18	11/20	118-124	@Detroit	L	10-8	3682
19	11/23	121-133	@St. Louis	L	10-9	9122
20	11/24	122-113	St. Louis	W	11-9	5650
21	11/26	123-112	San Fran. (NY)	W	12-9	14,595
22	11/27	122-119	@Baltimore	W	13-9	3461
23	11/28	125-110	@Philadelphia	W	14-9	4567
24	11/29	135-110	New York	W	15-9	6308
25	12/1	109-114	LA Lakers	L	15-10	8346
26	12/5	118-108	Boston	W	16-10	7205
27	12/6	107-112	@Boston	L	16-11	9531
28	12/7	116-105	@New York	W	17-11	8247
29	12/8	116-126	Philadelphia	L	17-12	4255
30	12/11	127-107	@Detroit	W	18-12	3902
31	12/12	112-102	New York	W	19-12	2419
32	12/14	108-105	@Boston	W	20-12	8061
33	12/20	103-96	Baltimore	W	21-12	3013
34	12/21	106-108	@Baltimore	L	21-13	4085
35	12/25	113-107	St. Louis	W	22-13	5926
36	12/27	91-87	Boston	W	23-13	14,141
37	12/29	105-99	New York	W	24-13	6421
38	1/2	112-111	Det. (Dayton, OH)	W	25-13	3214
39	1/3	110-132	@Philadelphia	L	25-14	5650
40	1/4	125-116	@New York	W	26-14	9137
41	1/5	111-106	Baltimore	W	27-14	5244
42	1/7	130-110	Phi. (OH)	W	28-14	6963
43	1/8	126-110	Phi. (Syracuse)	W	29-14	5384
44	1/10	92-109	@Boston	L	29-15	12,870
45	1/12	120-88	Detroit	W	30-15	1350
46	1/16	108-95	LA Lakers	W	31-15	7283
47	1/18	120-121	St. Louis	L	31-16	7505
48	1/19	109-114	@St. Louis	L	31-17	6618
49	1/21	139-124	@New York	W	32-17	10,563
50	1/22	109-92	Boston	W	33-17	10,722
51	1/24	111-139	@Philadelphia	L	33-18	3190
52	1/25	99-115	@Baltimore	L	33-19	7893
53	1/30	133-110	NY (Detroit)	W	34-19	8649
54	1/31	118-106	Baltimore (OH)	W	35-19	5808
55	2/2	119-117*	@Boston	W	36-19	8265
56	2/4	118-100	LA Lakers	W	37-19	6251
57	2/7	126-114	Philadelphia	W	38-19	6205
58	2/8	109-105	@Baltimore	W	39-19	10,258
59	2/9	135-107	Detroit	W	40-19	5161
60	2/12	147-121	Det. (Lima, OH)	W	41-19	3507
61	2/14	126-114	New York	W	42-19	6705
62	2/15	130-124	@New York	W	43-19	10,839
63	2/16	114-97	Philadelphia	W	44-19	7160
64	2/17	129-113	San Fran. (Cle.)	W	45-19	11,995
65	2/19	101-108	San Francisco	L	45-20	8568
66	2/21	101-93	@San Francisco	W	46-20	5421
67	2/22	107-105	@LA Lakers	W	47-20	14,924
68	2/25	108-117	@San Francisco	L	47-21	4041
69	2/26	97-103	@LA Lakers	L	47-22	12,395
70	2/28	134-132	Phi. (Scranton, PA)	W	48-22	4022
71	2/29	117-114	@Philadelphia	W	49-22	2166
72	3/1	122-111	@Baltimore	W	50-22	8829
73	3/3	117-108	@New York	W	51-22	4253
74	3/4	108-112	@Boston	L	51-23	13,909
75	3/5	111-101	Boston	W	52-23	11,855
76	3/7	104-101	Baltimore	W	53-23	8008
77	3/10	103-114	@Detroit	L	53-24	2116
78	3/12	128-111	Philadelphia	W	54-24	4630
79	3/14	110-118	@St. Louis	L	54-25	10,650
80	3/15	124-101	St. Louis	W	55-25	7359

* = OT

1963-64 Playoffs

Semifinals - Cincinnati defeats Philadelphia, 3-2

March 22	Cincinnati	127	vs.	Philadelphia	102
March 24	Cincinnati	114	@	Philadelphia	122
March 25	Cincinnati	101	vs.	Philadelphia	89
March 28	Cincinnati	120	@	Philadelphia	129
March 29	Cincinnati	130	vs.	Philadelphia	124

Division Finals - Cincinnati falls to Boston, 1-4

March 31	Cincinnati	87	@	Boston	103
April 2	Cincinnati	90	@	Boston	101
April 5	Cincinnati	92	vs.	Boston	102
April 7	Cincinnati	102	vs.	Boston	93
April 9	Cincinnati	95	@	Boston	109

Final Statistics

Player	G.	Min.	FGM	FGA	Pct.	FTM	FTA	Pct.	Reb.	Ast.	PF	DQ	Pts.	Avg.
Oscar Robertson	79	3559	840	1740	.483	800	938	.853	783	868	280	3	2480	31.4
Jerry Lucas	79	3273	545	1035	.527	310	398	.779	1375	204	300	6	1400	17.7
Wayne Embry	80	2915	556	1213	.458	271	417	.650	925	113	325	7	1383	17.3
Jack Twyman	68	1996	447	993	.450	189	228	.829	364	137	267	7	1083	15.9
Tom Hawkins	73	1770	256	580	.441	113	188	.601	435	74	198	4	625	8.6
Adrian Smith	66	1524	234	576	.406	154	197	.782	147	145	164	1	622	9.4
Arlen Bockhorn	70	1670	242	587	.412	96	126	.762	205	173	227	4	580	8.3
Bob Boozer* (Cin. only)	32	727	139	334	.416	74	119	.662	178	33	83	0	352	11.0
Enoch Olsen	49	513	85	210	.405	32	57	.561	149	29	78	0	202	4.1
Jay Arnette	48	501	71	196	.362	42	54	.778	54	71	105	2	184	3.8
Larry Staverman (Cin. only)	33	280	48	118	.407	39	53	.736	94	18	61	1	135	4.0
Tom Thacker	48	457	53	181	.293	26	53	.491	115	51	51	0	132	2.8
Royals	*80*	*19579*	*3516*	*7761*	*.453*	*2146*	*2828*	*.759*	*5400*	*1916*	*2139*	*35*	*9180*	*114.7*

*Did not finish season with team

1964-65 CINCINNATI ROYALS





48-32
2nd - Eastern Division

(ON LEFT) Forward **JERRY LUCAS** earned first-team All-NBA honors after averaging 21.4 ppg and 20.0 rpg (4th in NBA) in 1964-65.
(ON RIGHT) Forward **HAROLD "HAPPY" HAIRSTON** averaged 6.1 ppg and 4.8 rpg in 1964-65 in his first of four seasons with the Royals.

G	Date	Score	Opponent	W/L	Rec.	Att.
1	10/17	91-94	@St. Louis	L	0-1	10,120
2	10/18	117-108	San Francisco	W	1-1	4550
3	10/20	121-113	LA Lakers	W	2-1	4275
4	10/25	109-107	Philadelphia	W	3-1	5973
5	10/30	119-118	St. Louis	W	4-1	4437
6	10/31	93-122	@Boston	L	4-2	10,341
7	11/1	114-101	Detroit	W	5-2	3142
8	11/6	106-111	Baltimore	L	5-3	3788
9	11/7	103-105	@Philadelphia	L	5-4	2433
10	11/8	103-106	Boston	L	5-5	5840
11	11/11	118-116	@St. Louis	W	6-5	5690
12	11/13	123-106	St. Louis	W	7-5	4679
13	11/14	111-110	@New York	W	8-5	9255
14	11/15	106-122	San Francisco	L	8-6	4710
15	11/17	114-108	@San Francisco	W	9-6	3872
16	11/18	92-90	@LA Lakers	W	10-6	14,829
17	11/20	121-131	@LA Lakers	L	10-7	13,180
18	11/21	111-104	@San Francisco	W	11-7	4091
19	11/25	116-125	@Baltimore	L	11-8	4816
20	11/27	133-112	Philadelphia	W	12-8	7009
21	11/28	98-129	@Boston	L	12-9	10,169
22	11/29	105-95	New York	W	13-9	3840
23	12/1	129-107	Det. (Indianapolis)	W	14-9	6590
24	12/2	115-125	@Detroit	L	14-10	2942
25	12/4	104-90	LA Lakers	W	15-10	4548
26	12/6	124-113	Baltimore (OH)	W	16-10	4261
27	12/9	122-114	@Detroit	W	17-10	2853
28	12/10	101-116	Boston	L	17-11	7391
29	12/12	115-109	@St. Louis	W	18-11	6812
30	12/18	111-107	LA Lakers	W	19-11	4469
31	12/19	133-105	@New York	W	20-11	6059
32	12/25	130-125*	St. Louis	W	21-11	6411
33	12/26	135-125	@Philadelphia	W	22-11	5197
34	12/27	119-126	@Baltimore	L	22-12	3499
35	12/28	113-108	San Francisco	W	23-12	7348
36	1/1	140-124	Baltimore (Cle.)	W	24-12	6071
37	1/3	85-89	Boston	L	24-13	7187
38	1/5	125-116*	@New York	W	25-13	9985
39	1/6	116-102	New York	W	26-13	3205
40	1/8	114-107	Phi. (Dayton, OH)	W	27-13	4585
41	1/9	128-119	@Baltimore	W	28-13	6516
42	1/10	140-114	Detroit	W	29-13	3521
43	1/15	124-106	LA Lakers	W	30-13	4742
44	1/17	98-101	@Boston	L	30-14	7163
45	1/19	103-99	St. Louis	W	31-14	4600
46	1/20	102-90	@Detroit	W	32-14	3513
47	1/23	102-105	Detroit	L	32-15	4817
48	1/24	124-103	San Francisco	W	33-15	6497
49	1/26	115-107	@San Francisco	W	34-15	2739
50	1/27	112-119	@LA Lakers	L	34-16	10,294
51	1/28	90-105	@San Francisco	L	34-17	3335
52	1/29	133-137**	@LA Lakers	L	34-18	13,800
53	1/31	122-127	@Philadelphia	L	34-19	9886
54	2/3	130-99	LA Lakers	W	35-19	3341
55	2/5	113-114	@Boston	L	35-20	7858
56	2/6	122-127	Phi. (Syracuse)	L	35-21	7395
57	2/9	134-121	Boston	W	36-21	7532
58	2/10	112-115*	NY (Detroit)	L	36-22	6793
59	2/11	130-109	Det. (Fort Wayne)	W	37-22	4210
60	2/13	108-106	Philadelphia	W	38-22	9328
61	2/14	99-92	@St. Louis	W	39-22	8185
62	2/16	111-103	St. Louis	W	40-22	6377
63	2/17	114-125	@Baltimore	L	40-23	2953
64	2/21	104-109	@New York	L	40-24	9204
65	2/23	127-131	Baltimore (NY)	L	40-25	12,261
66	2/27	115-117	@Detroit	L	40-26	3120
67	2/28	126-117	NY (Dayton, OH)	W	41-26	4217
68	3/1	110-130	Det. (Columbus, OH)	L	41-27	4131
69	3/2	121-105	San Francisco	W	42-27	2262
70	3/3	108-151	@Baltimore	L	42-28	4157
71	3/5	109-110	Philadelphia	L	42-29	7162
72	3/6	97-93	@San Francisco	W	43-29	2868
73	3/7	104-106	@LA Lakers	L	43-30	11,765
74	3/10	113-137	@St. Louis	L	43-31	5386
75	3/12	118-108	Boston	W	44-31	9261
76	3/14	113-103	@New York	W	45-31	6204
77	3/16	111-102	New York	W	46-31	2912
78	3/18	113-110	Baltimore	W	47-31	4050
79	3/20	125-122	@Philadelphia	W	48-31	4067
80	3/21	99-116	@Boston	L	48-32	9154

* = OT

1964-65 Playoffs

Semifinals (1-3)	March 24	Cincinnati	117	vs.	Philadelphia	119
	March 26	Cincinnati	121	@	Philadelphia	120
	March 28	Cincinnati	94	vs.	Philadelphia	108
	March 31	Cincinnati	112	@	Philadelphia	119

Final Statistics

Player	G.	Min.	FGM	FGA	Pct.	FTM	FTA	Pct.	Reb.	Ast.	PF	DQ	Pts.	Avg.
Oscar Robertson	75	3421	807	1681	.480	665	793	.839	674	861	205	2	2279	30.4
Jerry Lucas	66	2864	558	1121	.498	298	366	.814	1321	157	214	1	1414	21.4
Adrian Smith	80	2745	463	1016	.456	284	342	.830	220	240	199	2	1210	15.1
Jack Twyman	80	2236	479	1081	.443	198	239	.828	383	137	239	4	1156	14.5
Wayne Embry	74	2243	352	772	.456	239	371	.644	741	92	297	10	943	12.7
Enoch Olsen	79	1372	224	512	.438	144	195	.738	333	84	203	5	592	7.5
Tom Hawkins	79	1864	220	538	.409	116	204	.569	475	80	240	4	556	7.0
Harold Hairston	61	736	131	351	.373	110	165	.667	293	27	95	0	372	6.1
Jay Arnette	63	662	91	245	.371	56	75	.747	62	68	125	1	238	3.8
Arlen Bockhorn	19	424	60	157	.382	28	39	.718	55	45	52	1	148	7.8
Tom Thacker	55	470	56	168	.333	23	47	.489	127	41	64	0	135	2.5
George Wilson	39	288	41	155	.265	9	30	.300	102	11	59	0	91	2.3
Royals	*80*	*19325*	*3482*	*7797*	*.447*	*2170*	*2866*	*.757*	*5387*	*1843*	*1992*	*30*	*9134*	*114.2*

1965-66 CINCINNATI ROYALS

45-35
3rd - Eastern Division

Front row — from left to right, Head Coach Jack McMahon, Wayne Embry, Enoch Olsen, Jay Arnett, Oscar Robertson, Flynn Robinson, Nate Bowman. Back Row — from left to right, Jack Twyman, George Wilson, Adrian Smith, Jon McGlocklin, Harold Hairston, Tom Thacker, Jerry Lucas, Tom Hawkins.

G	Date	Score	Opponent	W/L	Rec.	Att.
1	10/15	100-111	St. Louis	L	0-1	4645
2	10/16	98-102	@Boston	L	0-2	12,044
3	10/17	144-124	Baltimore	W	1-2	2951
4	10/19	99-100	San Francisco	L	1-3	3750
5	10/28	113-108	Boston	W	2-3	5995
6	10/29	131-121	@Baltimore	W	3-3	2551
7	10/30	114-134	@Philadelphia	L	3-4	7212
8	10/31	113-107	Detroit	W	4-4	3105
9	11/3	122-108	San Francisco	W	5-4	3389
10	11/5	120-114	@Detroit	W	6-4	4525
11	11/6	114-103	@New York	W	7-4	11,502
12	11/10	124-119	New York	W	8-4	4503
13	11/13	135-132	Baltimore	W	9-4	7068
14	11/17	131-115	Philadelphia	W	10-4	7391
15	11/19	103-129	@Boston	L	10-5	8572
16	11/21	120-114	Baltimore (Ind.)	W	11-5	6817
17	11/23	115-118	Detroit (NY)	L	11-6	12,003
18	11/24	112-108	St. Louis	W	12-6	5703
19	11/26	117-113	New York	W	13-6	7851
20	11/27	132-129	@New York	W	14-6	9345
21	11/30	126-120	LA Lakers	W	15-6	5387
22	12/1	105-121	@LA Lakers	L	15-7	9942
23	12/2	119-125	@San Francisco	L	15-8	4862
24	12/3	122-118	@LA Lakers	W	16-8	11,320
25	12/5	108-99	Boston	W	17-8	10,453
26	12/9	109-110	San Fran. (OH)	L	17-9	2270
27	12/10	110-129	LA Lakers	L	17-10	5670
28	12/11	132-135*	Phi. (Syracuse)	L	17-11	6100
29	12/14	112-109	Philadelphia	W	18-11	4601
30	12/15	117-110	@Boston	W	19-11	5097
31	12/18	114-122	@New York	L	19-12	8349
32	12/22	127-129*	@Baltimore	L	19-13	3860
33	12/25	119-113	San Francisco	W	20-13	6752
34	12/26	117-115	@St. Louis	W	21-13	6845
35	12/27	138-116	New York	W	22-13	5130
36	12/29	111-109	LA Lakers	W	23-13	10,004
37	1/1	122-147	@New York	L	23-14	3238
38	1/2	138-107	Baltimore	W	24-14	2660
39	1/3	130-114	St. Louis (Mem.)	W	25-14	6284
40	1/5	117-103	Det. (Dayton, OH)	W	26-14	2038
41	1/6	109-97	Det. (Toledo, OH)	W	27-14	3726
42	1/8	126-115	@Baltimore	W	28-14	5566
43	1/13	107-102	St. Louis (Ind.)	W	29-14	5781
44	1/16	108-106	Detroit	W	30-14	4106
45	1/18	119-108	LA Lakers	W	31-14	4137
46	1/21	96-113	@Boston	L	31-15	11,250
47	1/24	135-112	San Fran. (IN)	W	32-15	5601
48	1/25	113-101	Boston	W	33-15	8719
49	1/28	103-125	@Philadelphia	L	33-16	8110
50	1/29	116-115	St. Louis	W	34-16	4838
51	1/30	98-115	@St. Louis	L	34-17	9719
52	2/1	125-127	@San Francisco	L	34-18	5172
53	2/2	118-119	@LA Lakers	L	34-19	11,432
54	2/4	125-132	@LA Lakers	L	34-20	15,056
55	2/6	117-116	San Fran. (Phoenix)	W	35-20	10,120
56	2/7	118-124	Detroit (Ind.)	L	35-21	4585
57	2/8	128-113	Baltimore	W	36-21	3795
58	2/11	94-113	@Philadelphia	L	36-22	5864
59	2/12	143-116	Detroit	W	37-22	7155
60	2/13	102-104	@St. Louis	L	37-23	7278
61	2/15	136-123	Boston	W	38-23	7811
62	2/18	114-118	@Baltimore	L	38-24	6045
63	2/19	113-124	@New York	L	38-25	9002
64	2/20	133-129	@Detroit	W	39-25	7165
65	2/21	113-107	Phi. (Dayton, OH)	W	40-25	5000
66	2/23	133-140	@LA Lakers	L	40-26	9329
67	2/25	119-125	@San Francisco	L	40-27	4092
68	2/26	112-103	@San Francisco	W	41-27	4627
69	3/1	102-100	Philadelphia	W	42-27	6103
70	3/4	103-107	Philadelphia	L	42-28	8221
71	3/5	149-145*	New York	W	43-28	10,023
72	3/6	137-125	@Detroit	W	44-28	5655
73	3/9	116-119	LA Lakers (Ind.)	L	44-29	6310
74	3/10	120-124	Boston	L	44-30	7434
75	3/12	113-114	St. Louis	L	44-31	7290
76	3/13	106-115	@St. Louis	L	44-32	6857
77	3/15	125-107	NY (Dayton, OH)	W	45-32	2263
78	3/18	105-125	@Baltimore	L	45-33	4547
79	3/19	121-127	@Philadelphia	L	45-34	10,570
80	3/20	104-121	@Boston	L	45-35	13,284

* = OT

1965-66 Playoffs

Semifinals (2-3)	March 23	Cincinnati	107	@	Boston	103
	March 26	Cincinnati	125	vs.	Boston	132
	March 27	Cincinnati	113	@	Boston	107
	March 30	Cincinnati	103	vs.	Boston	120
	April 1	Cincinnati	103	@	Boston	112

Final Statistics

Player	G.	Min.	FGM	FGA	Pct.	FTM	FTA	Pct.	Reb.	Ast.	PF	DQ	Pts.	Avg.
Oscar Robertson	76	3493	818	1723	.475	742	881	.842	586	847	227	1	2378	31.3
Jerry Lucas	79	3517	690	1523	.453	317	403	.787	1668	213	274	5	1697	21.5
Adrian Smith	80	2982	531	1310	.405	408	480	.850	287	256	276	1	1470	18.4
Harold Hairston	72	1794	398	814	.489	220	321	.685	546	44	216	3	1016	14.1
Tom Hawkins	79	2126	273	604	.452	116	209	.555	575	99	274	4	662	8.4
Wayne Embry	80	1882	232	564	.411	141	234	.603	525	81	287	9	605	7.6
Jack Twyman	73	943	224	498	.450	95	117	.812	168	60	122	1	543	7.4
Jon McGlocklin	72	852	153	363	.421	62	79	.785	133	88	77	0	368	5.1
Connie Dierking	57	782	134	322	.416	50	82	.610	245	43	113	0	318	5.6
Tom Thacker	50	478	84	207	.406	15	38	.395	119	61	85	0	183	3.7
George Wilson	47	276	54	138	.391	27	42	.643	98	17	56	0	135	2.9
Art Heyman* (Cin. only)	11	100	15	43	.349	10	17	.588	13	7	19	0	40	3.6
Enoch Olsen* (Cin. only)	4	36	3	8	.375	1	3	.333	13	2	4	0	7	1.8
Jay Arnette* (Cin. only)	3	14	1	6	.167	0	0	.000	0	0	3	0	2	0.7
Royals	*80*	*19272*	*3610*	*8123*	*.444*	*2204*	*2906*	*.758*	*5599*	*1818*	*2033*	*24*	*9424*	*117.8*

*Did not finish season with team

1966-67 CINCINNATI ROYALS

39-42
3rd - Eastern Division

Coach Jack McMahon with, from left to right, Flynn Robinson, Jon McGlocklin, Harold Hairston, Bob Love, Jerry Lucas, Walt Wesley, Connie Dierking, George Wilson, James Ware, Oscar Robertson, Adrian Smith, Freddie Lewis.

G	Date	Score	Opponent	W/L	Rec.	Att.
1	10/15	103-99	Detroit	W	1-0	10,060
2	10/18	112-114	@Detroit	L	1-1	5802
3	10/22	123-133*	@St. Louis	L	1-2	4759
4	10/26	116-122	@Baltimore	L	1-3	2639
5	10/27	121-118	St. Louis	W	2-3	4126
6	10/29	115-127	San Francisco	L	2-4	6021
7	11/2	131-129	New York	W	3-4	1309
8	11/4	120-115	@Detroit	W	4-4	8251
9	11/5	99-113	Chicago	L	4-5	4260
10	11/10	112-113*	Boston	L	4-6	5415
11	11/11	119-104	@Baltimore	W	5-6	4009
12	11/12	98-112	Philadelphia	L	5-7	8109
13	11/16	112-124	LA Lakers (OH)	L	5-8	4100
14	11/19	110-134	@Philadelphia	L	5-9	9509
15	11/20	125-123	Baltimore	W	6-9	3553
16	11/22	121-118	@New York	W	7-9	16,995
17	11/23	111-106	Philadelphia	W	8-9	7322
18	11/25	115-109	NY (Cleveland)	W	9-9	9088
19	11/26	87-118	@Boston	L	9-10	12,674
20	11/30	115-119	New York	L	9-11	2870
21	12/3	118-130	LA Lakers	L	9-12	5279
22	12/7	91-119	@Boston	L	9-13	12,513
23	12/9	99-117	Boston	L	9-14	4624
24	12/10	120-123*	@San Francisco	L	9-15	6893
25	12/11	118-119	@LA Lakers	L	9-16	6534
26	12/13	126-112	@San Francisco	W	10-16	3942
27	12/14	126-124	@LA Lakers	W	11-16	6823
28	12/16	120-128	Chicago (Cle.)	L	11-17	4640
29	12/18	138-114	Baltimore	W	12-17	3976
30	12/25	112-124	San Francisco	L	12-18	6172
31	12/26	118-134	@Philadelphia	L	12-19	6017
32	12/27	131-123	Detroit	W	13-19	5114
33	12/29	114-125	LA Lakers	L	13-20	6216
34	12/30	102-107	San Fran. (Cle.)	L	13-21	7853
35	12/31	103-107	@New York	L	13-22	4315
36	1/3	111-116	@Chicago	L	13-23	3037
37	1/7	125-112	Chicago	W	14-23	4161
38	1/8	126-94	@Baltimore	W	15-23	2363
39	1/11	106-102	@Chicago	W	16-23	2807
40	1/13	125-115	LA Lakers (Cle.)	W	17-23	8401
41	1/14	116-105	St. Louis	W	18-23	5236
42	1/18	106-119	Boston	L	17-24	4331
43	1/19	118-122	@Baltimore	L	17-25	4266
44	1/21	122-108	Detroit	W	19-25	6079
45	1/24	126-118	@New York	W	20-25	7227
46	1/25	132-125	New York	W	21-25	2834
47	1/26	110-118	Detroit (Cle.)	L	21-26	4323
48	1/27	107-110	@Philadelphia	L	21-27	9863
49	1/28	113-112	St. Louis	W	22-27	3503
50	1/29	121-118	San Francisco	W	23-27	9612
51	2/2	131-125	Baltimore (Cle.)	W	24-27	5634
52	2/3	113-118	@Chicago	L	24-28	4175
53	2/4	99-109	@Baltimore	L	24-29	5178
54	2/5	121-137	@Boston	L	24-30	8552
55	2/7	123-138	Boston (Cle.)	L	24-31	10,444
56	2/8	106-118	Philadelphia	L	24-32	4268
57	2/10	133-104	Detroit	W	25-32	4012
58	2/11	132-117	@Detroit	W	26-32	6139
59	2/12	115-118	@St. Louis	L	26-33	7606
60	2/13	123-131	@Philadelphia	L	26-34	7602
61	2/15	127-118	New York	W	27-34	3223
62	2/16	122-110	Detroit (NY)	W	28-34	11,779
63	2/17	118-127	Phi. (Cleveland)	L	28-35	11,036
64	2/18	123-124	@New York	L	28-36	16,627
65	2/20	112-104	St. Louis (K.C.)	W	29-36	6697
66	2/22	102-103	@LA Lakers	L	29-37	9096
67	2/24	137-122	@San Francisco	W	30-37	7051
68	2/25	129-116	@San Francisco	W	31-37	7111
69	2/26	127-141	@LA Lakers	L	31-38	11,411
70	2/28	107-127	Phi. (Syracuse)	L	31-39	7479
71	3/1	122-116	LA Lakers	W	32-39	3529
72	3/3	104-111	@Boston	L	32-40	13,337
73	3/4	109-102	Baltimore	W	33-40	3303
74	3/5	106-113	@Chicago	L	33-41	6513
75	3/6	129-122	St. Louis (Mem.)	W	34-41	3598
76	3/11	147-119	Chicago	W	35-41	4665
77	3/12	119-120	@St. Louis	L	35-42	4235
78	3/13	133-117	@Chicago	W	36-42	4025
79	3/15	112-108	Boston	W	37-42	4848
80	3/16	114-111	St. Louis (Cle.)	W	38-42	5082
81	3/18	127-112	San Francisco	W	39-42	6045

* = OT

1966-67 Playoffs

Semifinals (1-3)	March 21	Cincinnati	120	@	Philadelphia	116
	March 22	Cincinnati	102	vs.	Philadelphia	123
	March 24	Cincinnati	106	@	Philadelphia	121
	March 25	Cincinnati	94	vs.	Philadelphia	112

Final Statistics

Player	G.	Min.	FGM	FGA	Pct.	FTM	FTA	Pct.	Reb.	Ast.	PF	DQ	Pts.	Avg.
Oscar Robertson	79	3468	838	1699	.493	736	843	.873	486	845	226	2	2412	30.5
Jerry Lucas	81	3558	577	1257	.459	284	359	.791	1547	268	280	2	1438	17.8
Adrian Smith	81	2636	502	1147	.438	343	380	.903	205	187	272	0	1347	16.6
Harold Hairston	79	2442	461	962	.479	252	382	.660	631	62	273	5	1174	14.9
Connie Dierking	77	1905	291	729	.399	134	180	.744	603	158	251	7	716	9.3
Flynn Robinson	76	1140	274	599	.457	120	154	.779	133	110	197	3	668	8.8
Jon McGlocklin	60	1194	217	493	.440	74	104	.712	164	93	84	0	508	8.5
Bob Love	66	1074	173	403	.429	93	147	.633	257	49	153	3	439	6.7
Walt Wesley	64	909	131	333	.393	52	123	.423	329	19	161	2	314	4.9
Len Chappell (Cin. only)	54	529	92	224	.411	39	60	.650	151	21	73	0	223	4.1
Freddie Lewis	32	334	60	153	.392	29	41	.707	44	40	49	1	149	4.7
Jim Ware	33	201	30	97	.309	10	17	.588	69	6	35	0	70	2.1
George Wilson* (Cin. only)	12	125	8	41	.195	13	16	.813	43	0	19	0	29	2.4
Royals	*81*	*20223*	*3654*	*8137*	*.449*	*2179*	*2806*	*.777*	*5198*	*1858*	*2073*	*25*	*9487*	*117.4*

*Did not finish season with team

1967-68 CINCINNATI ROYALS

39-43
5th - Eastern Division

Coach Ed Jucker with ball with — front row, from left to right, Adrian Smith, Oscar Robertson. Back Row — from left to right, John Tresvant, Connie Dierking, Jerry Lucas.

G	Date	Score	Opponent	W/L	Rec.	Att.
1	10/17	108-131	@Detroit	L	0-1	6997
2	10/18	122-118	San Francisco	W	1-1	5928
3	10/21	109-107	Chicago	W	2-1	4858
4	10/22	106-94	@Seattle	W	3-1	4116
5	10/24	106-116	@San Francisco	L	3-2	2411
6	10/25	116-132	@LA Lakers	L	3-3	7355
7	10/27	116-113	@San Diego	W	4-3	4632
8	10/29	108-99	@San Diego	W	5-3	2642
9	11/1	96-101	St. Louis	L	5-4	2652
10	11/4	104-106	LA Lakers	L	5-5	5498
11	11/7	103-113	Boston	L	5-6	4086
12	11/8	100-122	@Baltimore	L	5-7	2649
13	11/9	106-123	@New York	L	5-8	14,126
14	11/11	109-108	San Diego	W	6-8	3592
15	11/14	102-122	@Philadelphia	L	6-9	8413
16	11/17	120-119	@Boston	W	7-9	8562
17	11/22	123-122	New York	W	8-9	3047
18	11/24	153-133	Seattle (Cleveland)	W	9-9	3455
19	11/25	123-133	Detroit	L	9-10	5827
20	11/29	99-119	New York	L	9-11	2545
21	12/1	109-123	@Baltimore	L	9-12	2194
22	12/2	110-126	Chicago	L	9-13	2311
23	12/5	104-105	Chi. (Evansville, IN)	L	9-14	3200
24	12/6	107-108	Philadelphia	L	9-15	3005
25	12/8	95-101	@St. Louis	L	9-16	8416
26	12/9	108-104	Boston	W	10-16	4046
27	12/13	136-108	Baltimore	W	11-16	2761
28	12/15	147-130	Detroit (Cle.)	W	12-16	3485
29	12/16	122-110	@Detroit	W	13-16	10,632
30	12/19	118-133	@New York	L	13-17	14,338
31	12/22	117-120	@Boston	L	13-18	10,868
32	12/25	118-112	Seattle	W	14-18	3323
33	12/26	121-126	@Philadelphia	L	14-19	15,003
34	12/27	132-127	LA Lakers	W	15-19	5546
35	12/28	126-122	San Fran. (Cle.)	W	16-19	4199
36	12/29	113-130	@Baltimore	L	16-20	4330
37	1/2	125-119	@New York	W	17-20	12,865
38	1/5	141-142*	@Detroit	L	17-21	8239
39	1/6	109-114	Chicago	L	17-22	2602
40	1/7	134-118	Philadelphia	W	18-22	5610
41	1/9	118-121	Baltimore (NC)	L	18-23	3000
42	1/10	133-117	Baltimore	W	19-23	2136
43	1/11	120-116	Boston (Cle.)	W	20-23	8116
44	1/13	122-116	San Diego	W	21-23	2847
45	1/16	148-121	San Francisco	W	22-23	2411
46	1/18	129-126	San Diego (Cle.)	W	23-23	2506
47	1/20	128-120	Detroit	W	24-23	4811
48	1/25	116-118	LA Lakers (Cle.)	L	24-24	6005
49	1/26	113-123	@Philadelphia	L	24-25	12,337
50	1/27	111-120	St. Louis	L	24-26	6402
51	1/30	121-101	Detroit (NY)	W	25-26	18,499
52	1/31	126-128	New York	L	25-27	2702
53	2/2	125-113	@Chicago	W	26-27	13,575
54	2/3	111-125	St. Louis	L	26-28	4505
55	2/4	100-106	@St. Louis	L	26-29	6108
56	2/5	129-132*	Seattle (Phoenix)	L	26-30	4680
57	2/6	102-146	@LA Lakers	L	26-31	8119
58	2/8	109-126	@San Francisco	L	26-32	3725
59	2/10	101-99	@San Diego	W	27-32	4653
60	2/12	104-112*	Chicago (Cle.)	L	27-33	2425
61	2/13	111-123	St. Louis (Syracuse)	L	27-34	2583
62	2/15	132-119	Seattle	W	28-34	2306
63	2/16	125-91	New York (Cle.)	W	29-34	5308
64	2/17	117-115	Baltimore	W	30-34	5125
65	2/18	107-100	Boston	W	31-34	10,275
66	2/20	110-126	@Boston	L	31-35	12,092
67	2/22	99-112	Baltimore (Cle.)	L	31-36	3844
68	2/23	115-131	@LA Lakers	L	31-37	15,217
69	2/24	114-127	@San Francisco	L	31-38	4942
70	2/27	106-117	@LA Lakers	L	31-39	9060
71	2/29	120-114	@San Diego	W	32-39	3284
72	3/1	122-101	@San Francisco	W	33-39	4760
73	3/3	138-128	@Seattle	W	34-39	8894
74	3/6	108-106	Philadelphia	W	35-39	5022
75	3/7	117-125	Philadelphia (Cle.)	L	35-40	9851
76	3/8	118-129	Detroit	L	35-41	8849
77	3/10	137-111	@Boston	W	36-41	12,290
78	3/11	98-104	@Chicago	L	36-42	5163
79	3/13	142-123	Seattle	W	37-42	4958
80	3/14	102-96	St. Louis (Cle.)	W	38-42	3715
81	3/19	131-130*	@Philadelphia	W	39-42	4601
82	3/20	106-108	@New York	L	39-43	11,862

* = OT

Final Statistics

Player	G.	Min.	FGM	FGA	Pct.	FTM	FTA	Pct.	Reb.	Ast.	PF	DQ	Pts.	Avg.
Oscar Robertson	65	2765	660	1321	.500	576	660	.873	391	633	199	2	1896	29.2
Jerry Lucas	82	3619	707	1361	.519	346	445	.778	1560	251	243	3	1760	21.5
Connie Dierking	81	2637	544	1164	.467	237	310	.765	766	191	315	6	1325	16.4
Adrian Smith	82	2783	480	1035	.464	320	386	.829	185	272	259	6	1280	15.6
Harold Hairston* (Cin. only)	48	1625	317	630	.503	203	296	.686	355	58	127	1	837	17.4
Bob Love	72	1068	193	455	.424	78	114	.684	209	55	141	1	464	6.4
Walt Wesley	66	918	188	404	.465	76	152	.500	281	34	168	2	452	6.8
Guy Rodgers (Cin. only)	75	1417	132	372	.355	98	122	.803	136	352	156	1	362	4.8
Bill Dinwiddie	67	871	141	358	.394	62	102	.608	237	31	122	2	344	5.1
John Tresvant (Cin. only)	30	802	121	270	.448	67	106	.632	169	46	105	3	309	10.3
Tom Van Arsdale (Cin.only)	27	682	97	238	.408	87	116	.750	93	76	83	2	281	10.4
Gary Gray	44	276	49	134	.366	7	10	.700	23	26	48	0	105	2.4
Jim Fox* (Cin. only)	31	244	32	79	.405	36	56	.643	95	12	34	0	100	3.2
Len Chappell* (Cin. only)	10	65	15	30	.500	8	10	.800	15	5	6	0	38	3.8
Flynn Robinson* (Cin. only)	2	16	3	10	.300	3	7	.429	4	5	4	0	9	4.5
Al Jackson	2	17	0	3	.000	0	0	.000	0	1	6	0	0	0.0
Royals	*82*	*25338*	*3679*	*7864*	*.468*	*2204*	*2892*	*.762*	*5129*	*2048*	*2016*	*29*	*9562*	*116.6*

* Did not finish season with team

1968-69 CINCINNATI ROYALS





41-41
6th - Eastern Division

(ON LEFT) Swingman **TOM VAN ARSDALE**, who would later represent the Royals in the 1970 All-Star Game, averaged 19.4 ppg and 4.6 rpg in 1968-69.
(ON RIGHT) On May 9, 1969, Boston Celtics Hall of Famer **BOB COUSY** became the seventh head coach in franchise history, replacing Ed Jucker.

G	Date	Score	Opponent	W/L	Rec.	Att.
1	10/16	125-110	@Atlanta	W	1-0	5606
2	10/19	127-115	Detroit	W	2-0	5130
3	10/22	107-103	LA Lakers	W	3-0	4310
4	10/23	101-108	@Boston	L	3-1	10,036
5	10/26	92-98	@New York	L	3-2	9986
6	10/30	118-114	New York	W	4-2	3739
7	11/1	132-114	Milwaukee	W	5-2	2324
8	11/2	119-113	@Philadelphia	W	6-2	10,199
9	11/6	133-122	Chicago Bulls	W	7-2	2328
10	11/9	110-104	@Chicago Bulls	W	8-2	6312
11	11/12	126-115	@Baltimore	W	9-2	5525
12	11/13	111-115	Baltimore	L	9-3	5497
13	11/14	110-101	@New York	W	10-3	9214
14	11/15	105-116	@Boston	L	10-4	9318
15	11/16	130-125	Atlanta	W	11-4	5027
16	11/19	107-121	@Detroit	L	11-5	5438
17	11/20	113-107	San Francisco	W	12-5	2557
18	11/23	105-120	Philadelphia	L	12-6	7103
19	11/27	91-94	@Atlanta	L	12-7	3393
20	11/29	122-112	Detroit (Cle.)	W	13-7	5318
21	11/30	109-126	Atlanta	L	13-8	3706
22	12/3	129-127	@Baltimore	W	14-8	3725
23	12/7	114-117*	Boston	L	14-9	5744
24	12/8	120-115	New York (Cle.)	W	15-9	3501
25	12/10	107-96	@Milwaukee	W	16-9	3780
26	12/11	116-110	San Diego	W	17-9	3571
27	12/13	130-123*	Phoenix (Cle.)	W	18-9	2114
28	12/14	121-115	Milwaukee	W	19-9	2002
29	12/15	119-101	Phoenix (Omaha)	W	20-9	5886
30	12/17	108-112	@LA Lakers	L	20-10	9092
31	12/18	114-123	@Phoenix	L	20-11	3462
32	12/21	124-132	@San Diego	L	20-12	4596
33	12/25	103-98	Chicago Bulls	W	21-12	4502
34	12/26	96-104	@Chicago Bulls	L	21-13	2617
35	12/28	123-128	Philadelphia	L	21-14	3397
36	12/31	114-112	@Boston	W	22-14	7069
37	1/1	101-106	San Fran. (Cle.)	L	22-15	2505
38	1/2	113-109	Mil. (Madison, WI)	W	23-15	3116
39	1/3	125-130	Baltimore	L	23-16	5572
40	1/6	106-104	Chicago (Omaha)	W	24-16	8295
41	1/7	101-116	Milwaukee	L	24-17	1652
42	1/9	110-119	Seattle (Cle.)	L	24-18	2017
43	1/11	115-118	@Detroit	L	24-19	5651
44	1/12	111-113	Detroit	L	24-20	5041
45	1/16	120-109	San Diego (Cle.)	W	25-20	4281
46	1/17	107-128	@LA Lakers	L	25-21	15,157
47	1/19	117-132	@LA Lakers	L	25-22	13,469
48	1/21	113-107*	@San Francisco	W	26-22	3381
49	1/26	113-126	LA Lakers (Cle.)	L	26-23	9765
50	1/28	100-107	San Francisco	L	26-24	2827
51	1/30	116-115	Phi. (Syracuse)	W	27-24	6128
52	1/31	101-116	@Boston	L	27-25	8463
53	2/1	111-96	Seattle	W	28-25	6114
54	1/4	125-114	Detroit (Houston)	W	29-25	41,163
55	2/5	93-110	@San Diego	L	29-26	4685
56	2/6	124-103	Phoenix (Tucson, AZ)	W	30-26	3849
57	2/7	97-102	@Seattle	L	30-27	7350
58	2/8	117-116	@San Francisco	W	31-27	14,112
59	2/11	112-129	Phi. (Cleveland)	L	31-28	3737
60	2/12	114-118	San Diego	L	31-29	3733
61	2/15	111-101	@Chicago Bulls	W	32-29	7117
62	2/16	113-125	Phoenix	L	32-30	3922
63	2/17	117-112	@Baltimore	W	33-30	7456
64	2/18	123-124	Atlanta (Cle.)	L	33-31	6287
65	2/19	110-100	New York	W	34-31	4109
66	2/23	109-126	Baltimore	L	34-32	7145
67	2/25	119-120	Philadelphia	L	34-33	3820
68	2/27	112-127	@San Diego	L	34-34	6463
69	2/28	115-131	@San Francisco	L	34-35	4144
70	3/1	122-134	@Seattle	L	34-36	9477
71	3/3	113-107	@Seattle	W	35-36	4028
72	3/4	141-122	@Phoenix	W	36-36	3165
73	3/6	112-110	@Milwaukee	W	37-36	9242
74	3/7	105-114	@Detroit	L	37-37	4850
75	3/9	107-134	@Atlanta	L	37-38	6254
76	3/13	120-110	Boston	W	38-38	4531
77	3/14	128-130*	Baltimore (Cle.)	L	38-39	11,082
78	3/15	108-121	@New York	L	38-40	19,500
79	3/19	136-128*	LA Lakers	W	39-40	4376
80	3/21	119-145	Boston (Cle.)	L	39-41	6765
81	3/22	134-127	Seattle	W	40-41	2534
82	3/24	125-119	@Philadelphia	W	41-41	12,131

* = OT

Final Statistics

Player	G.	Min.	FGM	FGA	Pct.	FTM	FTA	Pct.	Reb.	Ast.	PF	DQ	Pts.	Avg.
Oscar Robertson	79	3461	656	1351	.486	643	767	.838	502	772	231	2	1955	24.7
Tom Van Arsdale	77	3059	547	1233	.444	398	533	.747	356	208	300	6	1492	19.4
Jerry Lucas	74	3075	555	1007	.551	247	327	.755	1360	306	206	0	1357	18.3
Connie Dierking	82	2540	546	1232	.443	243	319	.762	739	222	305	9	1335	16.3
Adrian Smith	73	1336	243	562	.432	217	269	.807	105	127	166	1	703	9.6
Walt Wesley	82	1334	245	534	.459	134	207	.647	403	47	191	0	624	7.6
John Tresvant* (Cin. only)	51	1681	239	531	.450	130	223	.583	419	103	193	5	608	11.9
Fred Hetzel (Cin. only)	31	685	140	287	.488	88	105	.838	140	29	94	3	368	11.9
Al Tucker (Cin. only)	28	626	126	265	.475	49	73	.671	122	19	75	2	301	10.8
Bill Dinwiddie	69	1028	124	352	.352	45	87	.517	242	55	146	0	293	4.2
Fred Foster	56	497	74	193	.383	43	66	.652	61	36	49	0	191	3.4
Pat Frink	48	363	50	147	.340	23	29	.793	41	55	54	1	123	2.6
Don Smith* (Cin. only)	20	108	18	43	.419	2	7	.286	31	4	17	0	38	1.9
Doug Sims	4	12	2	5	.400	0	0	.000	4	0	4	0	4	1.0
Royals	*82*	*24357*	*3565*	*7742*	*.460*	*2262*	*3012*	*.751*	*4525*	*1983*	*2031*	*29*	*9392*	*114.5*

* Did not finish season with team

1969-70 CINCINNATI ROYALS

36-46
5th - Eastern Division

Head Coach Bob Cousy (kneeling) with, from left to right, Connie Dierking, Johnny Green, Tom Van Arsdale.

G	Date	Score	Opponent	W/L	Rec.	Att.
1	10/15	89-94	New York	L	0-1	5299
2	10/17	110-108	@Boston	W	1-1	13,755
3	10/18	123-134	Philadelphia	L	1-2	4744
4	10/22	109-116	LA Lakers	L	1-3	4713
5	10/24	126-131*	@Baltimore	L	1-4	5720
6	10/25	109-98	@Philadelphia	W	2-4	7509
7	10/30	104-106	@Phoenix	L	2-5	6699
8	10/31	121-129	@Seattle	L	2-6	4016
9	11/1	97-120	@San Francisco	L	2-7	7851
10	11/2	124-116	@LA Lakers	W	3-7	9947
11	11/5	133-120	San Diego	W	4-7	3281
12	11/6	109-130	San Francisco	L	4-8	3365
13	11/8	130-121	Baltimore	W	5-8	5532
14	11/12	116-107	Boston	W	6-8	4044
15	11/15	104-105	Detroit	L	6-9	4331
16	11/18	94-112	@New York	L	6-10	19,500
17	11/19	103-116	LA Lakers	L	6-11	3412
18	11/21	133-119	Chicago	W	7-11	3450
19	11/23	137-123	Phoenix	W	8-11	2866
20	11/24	129-104	@Milwaukee	W	9-11	7027
21	11/28	105-106	New York (Cle.)	L	9-12	10,438
22	11/29	111-128	@Atlanta	L	9-13	5482
23	11/30	115-107	Philadelphia	W	10-13	4774
24	12/2	107-129	@Baltimore	L	10-14	3662
25	12/3	117-118	Seattle	L	10-15	2456
26	12/5	156-127	Atlanta	W	11-15	3428
27	12/6	102-120	@Philadelphia	L	11-16	8128
28	12/9	103-101	@New York	W	12-16	18,877
29	12/10	122-121	Philadelphia	W	13-16	3102
30	12/11	116-119*	@Detroit	L	13-17	2888
31	12/13	110-126	@Phoenix	L	13-18	5786
32	12/14	137-130**	@Phoenix	W	14-18	7075
33	12/17	104-117	@Seattle	L	14-19	4472
34	12/19	117-109	@LA Lakers	W	15-19	11,193
35	12/20	111-126	@San Diego	L	15-20	4622
36	12/25	120-124*	San Francisco	L	15-21	4548
37	12/26	130-110	Atlanta (Cle.)	W	16-21	5629
38	12/27	112-110*	Milwaukee	W	17-21	11,665
39	12/29	110-103	@Detroit	W	18-21	5501
40	12/30	125-120	San Diego	W	19-21	5315
41	1/2	116-118	@Baltimore	L	19-22	4613
42	1/3	104-102	@Atlanta	W	20-22	5043
43	1/4	129-128	Baltimore	W	21-22	2861
44	1/6	128-124	Phoenix	W	22-22	3426
45	1/7	119-138	@Milwaukee	L	22-23	8058
46	1/11	118-125	Phoenix (Omaha)	L	22-24	6129
47	1/13	92-112	Milwaukee (Cle.)	L	22-25	11,197
48	1/15	120-130	@Chicago	L	22-26	7512
49	1/16	100-117	Atl. (Columbia, SC)	L	22-27	5204
50	1/18	116-141	@Philadelphia	L	22-28	6915
51	1/22	111-104	Boston	W	23-28	4045
52	1/24	109-125	@Milwaukee	L	23-29	10,746
53	1/25	129-122	Baltimore	W	24-29	3838
54	1/26	116-115	Chicago	W	25-29	6125
55	1/28	114-126	Milwaukee	L	25-30	8187
56	1/30	103-108	@Boston	L	25-31	6696
57	1/31	117-115	Detroit	W	26-31	4313
58	2/1	108-115	@Chicago	L	26-32	11,107
59	2/3	114-124	LA Lakers (Cle.)	L	26-33	6001
60	2/4	115-121	Seattle	L	26-34	2805
61	2/6	92-135	New York	L	26-35	7083
62	2/7	114-121	@New York	L	26-36	19,500
63	2/8	117-130	@Boston	L	26-37	9134
64	2/10	117-115	@Detroit	W	27-37	2158
65	2/11	124-113	Detroit (Omaha)	W	28-37	3546
66	2/13	128-110	@San Francisco	W	28-37	4632
67	2/15	123-150	@San Diego	L	28-38	4152
68	2/18	125-139	Atlanta (Mem.)	L	28-39	5711
69	2/21	127-119	Chicago	W	29-39	9551
70	2/22	136-116	Philadelphia	W	30-39	3913
71	3/1	114-120	@Milwaukee	L	30-40	10,746
72	3/2	110-118	Baltimore (Mem.)	L	30-41	4858
73	3/4	127-125	@San Diego	W	31-41	3428
74	3/6	122-126	@Seattle	L	31-42	13,102
75	3/7	121-119	@San Francisco	W	32-42	6128
76	3/8	116-144	@LA Lakers	L	33-43	14,229
77	3/11	127-144	Boston	L	33-44	3354
78	3/12	165-151	San Diego	W	34-44	2695
79	3/15	116-113	Seattle	W	35-44	9640
80	3/16	140-142*	Chicago (Omaha)	L	35-45	3652
81	3/20	111-118	San Francisco	L	35-46	8416
82	3/21	136-120	@New York	W	36-46	19,500

* = OT

Final Statistics

Player	G.	Min.	FGM	FGA	Pct.	FTM	FTA	Pct.	Reb.	Ast.	PF	DQ	Pts.	Avg.
Oscar Robertson	69	2865	647	1267	.511	454	561	.809	422	558	175	1	1748	25.3
Tom Van Arsdale	71	2544	620	1376	.451	381	492	.774	463	155	247	3	1621	22.8
Connie Dierking	76	2448	521	1243	.419	230	306	.752	624	169	275	7	1272	16.7
Johnny Green	78	2278	481	860	.559	254	429	.592	841	112	268	6	1216	15.6
Fred Foster	73	2077	461	1026	.449	176	243	.724	310	107	209	2	1098	14.8
Jerry Lucas* (Cin. only)	4	118	18	35	.514	5	7	.714	45	9	5	0	41	10.3
Norm Van Lier	81	2895	302	749	.403	166	224	.741	409	500	329	18	770	9.5
Luther Rackley	66	1256	190	423	.449	124	195	.636	378	56	204	5	504	7.6
Herm Gilliam	57	1161	179	441	.406	68	91	.747	215	178	163	6	426	7.5
Bill Turner (Cin. only)	69	1095	188	451	.417	118	157	.752	290	42	187	3	494	7.2
Adrian Smith* (Cin. only)	32	453	60	148	.405	52	60	.867	33	45	56	0	172	5.4
Wally Anderzunas	44	370	65	166	.392	29	46	.630	82	9	47	1	159	3.9
Jim King (Cin. only)	31	286	34	83	.410	22	27	.815	46	42	39	0	90	2.9
Bob Cousy	7	34	1	3	.333	3	3	1.000	5	10	11	0	5	0.7
Royals	*82*	*20662*	*3767*	*8271*	*.455*	*2082*	*2841*	*.733*	*4163*	*1992*	*2215*	*52*	*9616*	*117.3*

*Did not finish season with team

1970-71 CINCINNATI ROYALS

33-49
3rd - Central Division

Front row — from left to right, Connie Dierking, Charles Paulk, Assistant Coach Draff Young, Executive Vice President and General Manager Joe Axelson, Head Coach Bob Cousy, Greg Hyder, Sam Lacey. Back row — from left to right, Trainer Joe Keefe, Norm Van Lier, Johnny Green, Nate Williams, Tom Van Arsdale, Darrell Imhoff, Moe Barr, Nate Archibald, Equipment Manager Richard Morgan.

G	Date	Score	Opponent	W/L	Rec.	Att.
1	10/14	104-128	New York	L	0-1	4658
2	10/17	105-123	Philadelphia	L	0-2	2482
3	10/21	105-117	Baltimore	L	0-3	2114
4	10/23	126-131	@Boston	L	0-4	4910
5	10/24	103-115	@New York	L	0-5	17,222
6	10/26	126-107	Atlanta	W	1-5	2278
7	10/28	131-118	Seattle	W	2-5	1623
8	10/30	125-110	@Cleveland	W	3-5	3199
9	10/31	100-121	Milwaukee	L	3-6	9634
10	11/3	112-115	@Detroit	L	3-7	5354
11	11/4	115-133	Phoenix	L	3-8	2091
12	11/7	122-140	Boston	L	3-9	3538
13	11/10	138-121	@Portland	W	4-9	5166
14	11/11	120-127	@San Diego	L	4-10	4453
15	11/12	121-107	@San Francisco	W	5-10	2388
16	11/13	109-115	@Phoenix	L	5-11	9802
17	11/18	107-128	Chicago	L	5-12	6128
18	11/19	106-98	@New York	W	6-12	16,073
19	11/21	114-102	Detroit	W	7-12	3312
20	11/25	120-138	San Diego	L	7-13	2790
21	11/27	113-109	@Philadelphia	W	8-13	10,394
22	11/28	105-86	Cleveland	W	9-13	2614
23	12/2	111-119	Seattle	L	9-14	1823
24	12/5	106-131	Philadelphia	L	9-15	2821
25	12/6	118-126	@Baltimore	L	9-16	2645
26	12/7	124-113	San Fran. (Omaha)	W	10-16	2765
27	12/9	118-106	Atlanta	W	11-16	2770
28	12/12	114-95	Cleveland	W	12-16	1833
29	12/16	102-118	LA Lakers	L	12-17	9141
30	12/18	122-137	@Chicago	L	12-18	10,293
31	12/19	119-110	Milwaukee	W	13-18	5071
32	12/20	135-136**	Detroit (Omaha)	L	13-19	2734
33	12/23	120-115	Baltimore	W	14-19	2614
34	12/25	117-100	Cleveland	W	15-19	2713
35	12/26	130-118	@Atlanta	W	16-19	5320
36	12/28	114-137	@Mil. (Madison, WI)	L	16-20	8485
37	12/30	115-119	Detroit	L	16-21	5284
38	1/2	115-103	@Buffalo	W	17-21	3198
39	1/5	146-112	LA Lakers (Omaha)	W	18-21	8156
40	1/6	133-128*	Portland	W	19-21	2279
41	1/8	109-115	@Detroit	L	19-22	4978
42	1/9	110-114	Seattle	L	19-23	3879
43	1/14	120-126	LA Lakers (Toronto)	L	19-24	11,589
44	1/15	116-135	@Milwaukee	L	19-25	10,746
45	1/16	114-113	Buffalo	W	20-25	2397
46	1/18	99-118	Phoenix (Omaha)	L	20-26	3149
47	1/19	108-116	@San Francisco	L	20-27	2816
48	1/20	126-114	@Phoenix	W	21-27	5586
49	1/22	131-132*	@Seattle	L	21-28	12,657
50	1/24	131-142	@LA Lakers	L	21-29	12,543
51	1/27	115-113	Baltimore	W	22-29	3608
52	1/29	118-145	@Baltimore	L	22-30	4693
53	1/30	116-110	San Diego	W	23-30	3176
54	1/31	99-131	@Chicago	L	23-31	10,096
55	2/2	108-115	@New York	L	23-32	18,338
56	2/3	134-115	Boston	W	24-32	2456
57	2/5	110-114	@Boston	L	24-33	4012
58	2/6	109-118	Philadelphia	L	24-34	5022
59	2/7	118-121	@Atlanta	L	24-35	6053
60	2/11	101-119	@Seattle	L	24-36	13,012
61	2/12	119-133	@San Francisco	L	24-37	4799
62	2/13	116-120	@San Diego	L	24-38	4258
63	2/14	113-125	@LA Lakers	L	24-39	13,523
64	2/16	109-102	Port. (Eugene, OR)	W	25-39	9300
65	2/17	117-133	@Phoenix	L	25-40	8006
66	2/19	109-125	@Cleveland	L	25-41	3896
67	2/20	120-94	Buffalo	W	26-41	4161
68	2/24	105-125	New York	L	26-42	5142
69	2/26	111-135	@Milwaukee	L	26-43	10,746
70	2/28	121-131	@Philadelphia	L	26-44	10,109
71	3/1	94-98	Chi. (Las Cruces, NM)	L	26-44	9097
72	3/3	133-132*	@Baltimore	W	27-45	4501
73	3/5	117-111	Portland (Omaha)	W	28-45	2098
74	3/7	112-122	@Atlanta	L	28-46	7192
75	3/10	120-118*	New York	W	29-46	6613
76	3/12	124-108	Boston (Omaha)	W	30-46	6158
77	3/13	136-127	Atlanta	W	31-46	12,530
78	3/14	115-103	@Cleveland	W	32-46	3261
79	3/16	113-102	@Buffalo	W	33-46	11,248
80	3/17	92-110	San Francisco	L	33-47	5064
81	3/19	127-147	@Philadelphia	L	33-48	15,244
82	3/21	110-135	@Boston	L	33-49	6550

* = OT

Final Statistics

Player	G.	Min.	FGM	FGA	Pct.	FTM	FTA	Pct.	Reb.	Ast.	PF	DQ	Pts.	Avg.
Tom Van Arsdale	82	3146	749	1642	.456	377	523	.721	499	181	294	3	1875	22.9
Johnny Green	75	2147	502	855	.587	248	402	.617	656	89	233	7	1252	16.7
Norm Van Lier	82	3324	478	1138	.420	359	440	.816	583	832	343	12	1315	16.0
Nate Archibald	82	2867	486	1095	.444	336	444	.757	242	450	218	2	1308	16.0
Sam Lacey	81	2648	467	1117	.418	156	227	.687	913	117	270	8	1090	13.5
Flynn Robinson	71	1368	374	817	.458	195	228	.855	143	138	161	0	943	13.3
Charles Paulk	68	1213	274	637	.430	79	131	.603	320	27	186	6	627	9.2
Darrall Imhoff	34	826	119	258	.461	37	73	.507	233	79	120	5	275	8.1
Fred Foster* (Cin. only)	1	21	3	8	.375	1	3	.333	4	0	2	0	7	7.0
Connie Dierking* (Cin. only)	1	23	3	16	.188	0	0	.000	7	1	5	0	6	6.0
Bob Arnzen	55	594	128	277	.462	45	52	.865	152	24	54	0	301	5.5
Greg Hyder	77	1359	183	409	.477	51	71	.718	332	48	187	2	417	5.4
Moe Barr	31	145	25	62	.403	11	13	.846	20	28	27	0	61	2.0
Tom Black (Cin. only)	16	100	10	33	.303	6	15	.400	34	2	20	0	26	1.6
Willie Williams (Cin. only)	9	49	4	10	.400	0	0	.000	13	6	6	0	8	0.9
Royals	*82*	*20040*	*3805*	*8374*	*.454*	*1901*	*2622*	*.725*	*4151*	*2022*	*2126*	*45*	*9511*	*116.0*
Opponents	*82*	*20040*	*3795*	*8130*	*.467*	*2184*	*2991*	*.730*	*4675*	*2050*	*1979*	*37*	*9774*	*119.2*

* Did not finish season with team

1971-72 CINCINNATI ROYALS

30-52
3rd - Central Division

Front row — from left to right, Sam Lacey, Darrell Imhoff. Back row — from left to right, Matt Guokas, Johnny Green, Ken Durrett, Nate Williams.

G	Date	Score	Opponent	W/L	Rec.	Att.
1	10/12	127-113	Atlanta	W	1-0	5124
2	10/19	100-101	Seattle	L	1-1	2967
3	10/23	100-104	@Portland	L	1-2	6603
4	10/24	101-119	@Seattle	L	1-3	10,318
5	10/26	99-126	@Phoenix	L	1-4	6901
6	10/29	107-119	@LA Lakers	L	1-5	12,442
7	10/30	112-116	@Golden State	L	1-6	3178
8	11/3	124-100	Philadelphia	W	2-6	2549
9	11/6	110-95	Phoenix	W	3-6	3076
10	11/8	109-120	Boston (Omaha)	L	3-7	6035
11	11/10	99-85	New York	W	4-7	3483
12	11/13	110-101	Golden State	W	5-7	4058
13	11/16	98-102	@Buffalo	L	5-8	4507
14	11/17	103-113	Baltimore	L	5-9	2240
15	11/19	110-106	@Boston	W	6-9	9415
16	11/23	110-125	@New York	L	6-10	18,778
17	11/24	114-112	Portland	W	7-10	2621
18	11/26	114-128	@Cleveland	L	7-11	6219
19	11/27	81-114	Milwaukee	L	7-12	8858
20	11/30	118-103	@Baltimore	W	8-12	2379
21	12/1	101-109	Chicago	L	8-13	2207
22	12/3	82-120	@Milwaukee	L	8-14	9169
23	12/4	98-100	Seattle	L	8-15	2643
24	12/7	91-115	@Buffalo	L	8-16	4619
25	12/8	109-115	Philadelphia	L	8-17	1827
26	12/10	113-106*	@Philadelphia	W	9-17	8252
27	12/11	103-95	Cleveland	W	10-17	2196
28	12/12	83-96	Boston	L	10-18	1885
29	12/15	108-127	Phoenix	L	10-19	2038
30	12/16	101-107	@Detroit	L	10-20	1931
31	12/18	116-126	Houston	L	10-21	1722
32	12/19	99-101	@Atlanta	L	10-22	7192
33	12/22	103-106	Atlanta	L	10-23	3059
34	12/25	94-99	Boston	L	10-24	3321
35	12/28	87-119	@Baltimore	L	10-25	4502
36	12/29	102-107	Golden State	L	10-26	8543
37	1/1	94-104	@New York	L	10-27	18,865
38	1/5	106-115	Milwaukee	L	10-28	4007
39	1/7	132-151	@Detroit	L	10-29	3548
40	1/8	87-97	Buffalo	L	10-30	2459
41	1/9	104-108*	@Chicago	L	10-31	5845
42	1/11	109-107*	@Buffalo	W	11-31	5866
43	1/12	108-107	LA Lakers	W	12-31	5231
44	1/14	126-102	Atlanta	W	13-31	3908
45	1/16	128-108	Cle. (Las Cruces, NM)	W	14-31	3980
46	1/20	87-104	Houston	L	14-32	3057
47	1/22	113-96	Cleveland	W	15-32	2597
48	1/23	101-132	@Baltimore	L	15-33	2779
49	1/26	102-113	@Philadelphia	L	15-34	4320
50	1/28	124-132	Baltimore	L	15-35	3792
51	1/29	120-118	@Cleveland	W	16-35	4222
52	2/2	116-105	New York	W	17-35	3666
53	2/4	109-122	@Boston	L	17-36	7608
54	2/5	133-132*	Detroit	W	18-36	2999
55	2/6	94-119	@Chicago	L	18-37	15,130
56	2/8	100-104	@Portland	L	18-38	8334
57	2/10	96-118	@Seattle	L	18-39	7523
58	2/12	95-117	@Phoenix	L	18-40	10,766
59	2/13	111-112	@Houston	L	18-41	2933
60	2/15	118-125	@LA Lakers	L	18-42	15,161
61	2/17	97-111	Milwaukee	L	18-43	4480
62	2/18	109-133	@Cleveland	L	18-44	4623
63	2/19	112-92	Cleveland	W	19-45	2730
64	2/20	101-92	@Atlanta	W	20-45	6067
65	2/23	110-106	Portland	W	21-45	2327
66	2/24	108-97	Buffalo (Dayton, OH)	W	22-45	2422
67	2/25	88-109	@LA Lakers	L	22-46	17,036
68	2/26	106-122	@Seattle	L	22-46	13,089
69	2/29	120-128	@Golden State	L	22-47	5670
70	3/1	96-108	Houston (El Paso, TX)	L	22-48	8259
71	3/5	125-114	@Boston	W	23-48	5630
72	3/8	122-105	Phoenix	W	24-48	2387
73	3/10	104-100	Chicago	W	25-48	8487
74	3/12	117-106	Golden State	W	26-48	2416
75	3/15	116-121	LA Lakers	L	26-49	5516
76	3/18	106-115	@Atlanta	L	26-50	6831
77	3/19	136-105	Buffalo	W	27-50	3120
78	3/21	117-120	@Detroit	L	27-51	3035
79	3/22	135-130	Detroit	W	28-51	3459
80	3/24	132-114	Baltimore	W	29-51	4022
81	3/25	95-119	@Milaukee	L	29-52	10,746
82	3/26	135-122	@Cleveland	W	30-52	10,289

* = OT

Final Statistics

Player	G.	Min.	FGM	FGA	Pct.	FTM	FTA	Pct.	Reb.	Ast.	PF	DQ	Pts.	Avg.
Nate Archibald	76	3272	734	1511	.486	677	824	.822	222	701	198	3	2145	28.2
Tom Van Arsdale	73	2598	550	1205	.456	299	396	.755	350	198	241	1	1399	19.2
Jim Fox (Cin. only)	71	2047	334	735	.454	207	269	.770	659	80	236	8	875	12.3
Nate Williams	81	2173	418	968	.432	127	172	.738	372	174	300	11	963	11.9
Sam Lacey	81	2832	410	972	.422	119	169	.704	968	173	284	6	939	11.6
John Mengelt	78	1438	287	605	.474	208	252	.825	148	146	163	0	782	10.0
Johnny Green	82	1914	331	582	.569	141	250	.564	560	120	238	5	803	9.8
Matt Guokas	61	1975	191	385	.496	64	83	.771	142	321	150	0	446	7.3
Norm Van Lier* (Cin. only)	10	275	28	90	.311	17	22	.773	58	51	32	1	73	7.3
Jake Jones (Cin. only)	11	161	22	54	.407	13	21	.619	20	10	19	0	57	5.2
Ken Durrett	19	233	31	79	.392	21	28	.750	39	14	41	0	83	4.4
Gil McGregor	42	532	66	182	.363	39	56	.696	148	18	120	4	171	4.1
Fred Taylor (Cin. only)	21	214	30	90	.333	11	19	.579	37	11	32	0	71	3.4
Darrall Imhoff* (Cin. only)	9	76	10	29	.345	3	8	.375	27	2	22	1	23	2.6
Sid Catlett	9	40	2	9	.222	2	9	.222	4	1	3	0	6	0.7
Royals	*82*	*19780*	*3444*	*7496*	*.459*	*1948*	*2578*	*.756*	*3754*	*2020*	*2079*	*40*	*8836*	*107.8*
Opponents	*82*	*19780*	*3537*	*7588*	*.466*	*2093*	*2829*	*.740*	*4228*	*2028*	*1971*	*36*	*9167*	*111.8*

* Did not finish season with team

1972-73 KANSAS CITY-OMAHA KINGS





36-46
4th - Midwest Division

(ON LEFT) Hall of Fame guard **NATE "TINY" ARCHIBALD** became the first player in NBA history to lead the league in scoring (34.0 ppg) and assists (11.4 apg) in 1972-73.
(ON RIGHT) Center **SAM LACEY,** who would play a franchise-record 888 games over an 11-year career with the Royals-Kings, averaged 13.5 ppg and 11.8 rpg in 1972-73.

G	Date	Score	Opponent	W/L	Rec.	Att.
1	10/11	94-129	LA Lakers (Omaha)	L	0-1	8373
2	10/14	113-101	Detroit	W	1-1	5810
3	10/19	83-94	Baltimore	L	1-2	4064
4	10/21	108-101	Atlanta	W	2-2	6249
5	10/24	94-114	LA Lakers	L	2-3	8440
6	10/26	107-114	Milwaukee	L	2-4	7776
7	10/28	113-102	@Buffalo	W	3-4	6164
8	10/29	97-115	@Cleveland	L	3-5	2822
9	10/31	95-104	@Chicago	L	3-6	6844
10	11/1	85-122	New York (Omaha)	L	3-7	5866
11	11/3	114-101	@Philadelphia	W	4-7	3792
12	11/4	118-107	@Boston	W	5-7	8836
13	11/8	125-107	Phi. (Omaha)	W	6-7	2416
14	11/10	111-106	@Seattle	W	7-7	8156
15	11/12	100-102	@Portland	L	7-8	8698
16	11/14	106-100	Buffalo (Omaha)	W	8-8	2009
17	11/15	106-97	Seattle	W	9-8	4464
18	11/17	115-96	Cleveland	W	10-8	5080
19	11/18	127-117	Houston (Omaha)	W	11-8	2964
20	11/21	101-96	Phoenix	W	12-8	5075
21	11/24	106-115	@Milwaukee	L	12-9	10,746
22	11/25	114-133	Golden State	L	12-10	7843
23	11/28	92-91	@Chicago	W	13-10	8484
24	11/29	110-102	Portland	W	14-10	5518
25	12/1	97-106*	Chicago	L	14-11	6289
26	12/2	114-109	@Houston	W	15-11	3572
27	12/5	103-125	@New York	L	15-12	19,694
28	12/6	117-122	@Philadelphia	L	15-13	2897
29	12/8	100-113	@Detroit	L	15-14	5506
30	12/9	112-120	@Baltimore	L	15-15	1828
31	12/10	130-115	Atlanta	W	16-15	7002
32	12/12	100-99	Cleveland (Omaha)	W	17-15	2487
33	12/15	140-132*	Detroit (Omaha)	W	18-15	3816
34	12/17	102-112	@Phoenix	L	18-16	6537
35	12/18	113-95	Portland	W	19-16	4099
36	12/19	102-119	@Atlanta	L	19-17	5418
37	12/20	121-110	Seattle (Omaha)	W	20-17	3745
38	12/22	90-118	Boston	L	20-18	9705
39	12/25	99-104	Milwaukee	L	20-19	8605
40	12/26	103-117	@Chicago	L	20-20	9218
41	12/29	92-123	@LA Lakers	L	20-21	17,162
42	12/30	107-113	@Golden State	L	20-22	6183
43	1/2	87-104	@Portland	L	20-23	5549
44	1/3	100-107	@Seattle	L	20-24	10,266
45	1/5	103-100	Detroit	W	21-24	4425
46	1/6	112-118	Phoenix (Omaha)	L	21-25	5331
47	1/9	115-116*	New York	L	21-26	7268
48	1/10	102-100	Chicago (Omaha)	W	22-26	3479
49	1/11	109-108	Golden State	W	23-26	4425
50	1/12	98-117	@Milwaukee	L	23-27	10,725
51	1/15	135-108	Philadelphia	W	24-27	4470
52	1/16	122-125	Seattle	L	24-28	4468
53	1/18	119-96	@Phoenix	W	25-28	8117
54	1/21	102-123	@LA Lakers	L	25-29	15,187
55	1/25	115-129	@Golden State	L	25-30	6115
56	1/27	126-129	@Atlanta	L	25-31	7163
57	2/1	98-96	Golden St. (Omaha)	W	26-31	6931
58	2/3	105-97	@Portland	W	27-31	9394
59	2/4	120-98	@Seattle	W	28-31	11,140
60	2/6	107-114	@Chicago	L	28-32	12,091
61	2/7	105-98	Milwaukee	W	29-32	10,242
62	2/9	121-116	@Houston	W	30-32	5123
63	2/10	101-102	Chicago	L	30-33	10,020
64	2/13	132-118	Houston	W	31-33	10,359
65	2/14	101-104	Boston (Omaha)	L	31-34	9736
66	2/17	104-111	@Milwaukee	L	31-35	10,746
67	2/18	100-144	@Detroit	L	31-36	6705
68	2/20	106-113	@Buffalo	L	31-37	5235
69	2/22	113-116*	Mil. (Omaha)	L	31-38	9536
70	2/25	109-111	Phoenix	L	31-39	10,007
71	2/27	107-103	@LA Lakers	W	32-39	15,343
72	2/28	109-107	@Phoenix	W	33-39	7230
73	3/2	112-117	@Golden State	L	33-40	8047
74	3/8	105-93	Baltimore (Omaha)	W	34-40	7896
75	3/10	102-125	@New York	L	34-41	19,694
76	3/13	99-103	@Baltimore	L	34-42	4952
77	3/16	99-114	@Cleveland	L	34-43	6223
78	3/18	105-109	@Boston	L	34-44	14,481
79	3/19	106-105	Portland (Omaha)	W	35-44	8057
80	3/20	119-115	Buffalo	W	36-44	7238
81	3/21	118-124	LA Lakers	L	36-45	10,277
82	3/24	98-110	@Detroit	L	36-46	6272

* = OT

Final Statistics

Player	G.	Min.	FGM	FGA	Pct.	FTM	FTA	Pct.	Reb.	Ast.	PF	DQ	Pts.	Avg.
Nate Archibald	80	3681	1028	2106	.488	663	783	.847	223	910	207	2	2719	34.0
Sam Lacey	79	2930	471	994	.474	126	178	.708	933	189	283	6	1068	13.5
Tom Van Arsdale* (KC-O only)	49	1282	250	547	.457	110	140	.786	173	90	123	1	610	12.4
Nate Williams	80	1979	417	874	.477	106	133	.797	339	128	272	9	940	11.8
Matt Guokas	79	2846	322	565	.570	74	90	.822	245	403	190	0	718	9.1
John Block (KC-O only)	25	483	80	180	.444	64	76	.842	120	19	69	1	224	9.0
Don Kojis	77	1240	276	575	.480	106	137	.774	198	80	128	0	658	8.5
Ron Riley	74	1634	273	634	.431	79	116	.681	507	76	226	3	625	8.4
Johnny Green	66	1245	190	317	.599	89	131	.679	361	59	185	7	469	7.1
John Mengelt* (KC-O only)	12	212	26	68	.382	11	19	.579	22	25	24	0	63	5.3
Mike Ratliff	58	681	98	235	.417	45	84	.536	194	38	111	1	241	4.2
Toby Kimball	67	743	96	220	.436	44	67	.657	191	27	86	2	236	3.5
Dick Gibbs (KC-O only)	66	733	80	221	.362	47	63	.746	94	61	113	1	207	3.1
Ken Durrett	8	65	8	21	.381	6	8	.750	14	3	16	0	22	2.8
Sam Sibert	5	26	4	13	.308	4	5	.800	4	0	4	0	12	2.4
Frank Schade	9	76	2	7	.286	6	6	1.000	6	10	12	0	10	1.1
Pete Cross* (KC-O only)	3	24	0	4	.000	0	0	.000	4	0	5	0	0	0.0
Kings	*82*	*19780*	*3621*	*7581*	*.478*	*1580*	*2036*	*.776*	*3628*	*2118*	*2054*	*33*	*8822*	*107.6*
Opponents	*82*	*19780*	*3698*	*7640*	*.484*	*1665*	*2174*	*.766*	*3961*	*1885*	*1816*	*9*	*9061*	*110.5*

* Did not finish season with team

1973-74 KANSAS CITY-OMAHA KINGS

33-49
4th - Midwest Division

Front row — from left to right, Mike D'Antoni, Jimmy Walker, Don Kojis, Sam Lacey, Nate Archibald, Nate Williams, Ken Durrett, Howard Komives. Back row — from left to right, Trainer Bill Jones, Team Physician Dr. Howard Ellfeldt, Equipment Manager Bob Van Houten, Larry McNeill, John Block, Otto Moore, Ron Behagan, Head Coach Phil Johnson, Executive Vice President H. Paul Rosenberg, President and General Manager Joe Axelson.

G	Date	Score	Opponent	W/L	Rec.	Att.
1	10/10	90-105	Chicago	L	0-1	5681
2	10/12	88-84	Chicago (Omaha)	W	1-1	4277
3	10/13	117-102	@Atlanta	W	2-1	11,476
4	10/17	108-106	@Seattle	W	3-1	9618
5	10/19	99-111	@Portland	L	3-2	8717
6	10/20	81-100	@Golden State	L	3-3	4224
7	10/24	91-92	LA Lakers (Omaha)	L	3-4	5346
8	10/26	98-93	Phoenix	W	4-4	4915
9	10/28	100-112	Buffalo	L	4-5	5218
10	10/30	78-112	Milwaukee	L	4-6	5710
11	11/2	109-115	Seattle	L	4-7	5209
12	11/4	91-92	Golden State	L	4-8	4640
13	11/9	96-109	Capital (Omaha)	L	4-9	4182
14	11/10	83-84	@Milwaukee	L	4-10	8725
15	11/11	103-93	@Cleveland	W	5-10	2802
16	11/14	118-116*	Houston	W	6-10	4566
17	11/16	98-125	@Detroit	L	6-11	5589
18	11/17	110-123	Boston	L	6-12	8202
19	11/20	103-109	Philadelphia	L	6-13	4617
20	11/21	90-103	Phi. (Omaha)	L	6-14	3494
21	11/23	102-119	@Boston	L	6-15	13,192
22	11/24	131-143	@Buffalo	L	6-16	16,063
23	11/25	99-104	Seattle	L	6-17	4618
24	11/27	110-129	Atlanta	L	6-18	8119
25	11/29	99-119	@Phoenix	L	6-19	6386
26	11/30	107-123	@LA Lakers	L	6-20	13,831
27	12/1	108-120	@Golden State	L	6-21	9023
28	12/5	117-105	Atlanta (Omaha)	W	7-21	5227
29	12/7	113-102	@Philadelphia	W	8-21	2889
30	12/9	80-86	Detroit (Omaha)	L	8-22	3264
31	12/11	104-105	@Chicago	L	8-23	5012
32	12/15	107-116	@New York	L	8-24	19,166
33	12/16	105-104	Detroit	W	9-24	4747
34	12/19	106-92	Cle. (Omaha)	W	10-24	6047
35	12/20	92-98	Capital	L	10-25	5096
36	12/22	122-112	Buffalo	W	11-25	7547
37	12/23	101-93	Golden State	W	12-25	5232
38	12/26	95-110	@Houston	L	12-26	2452
39	12/27	110-100	@Cleveland	W	13-26	5417
40	12/29	106-102	@Capital	W	14-26	9140
41	12/30	85-102	New York	L	14-27	6645
42	1/2	109-97	Boston	W	15-27	5464
43	1/3	105-120	@Milwaukee	L	15-28	8936
44	1/4	112-97	Phoenix	W	16-28	5524
45	1/6	105-109	@LA Lakers	L	16-29	13,437
46	1/8	110-129	@Portland	L	16-30	6423
47	1/9	96-100	@Seattle	L	16-31	10,048
48	1/11	117-100	@Phoenix	W	17-31	6747
49	1/13	103-99	Portland (Omaha)	W	18-31	3586
50	1/18	115-116	LA Lakers	L	18-32	8423
51	1/19	111-108	Cleveland	W	19-32	5647
52	1/20	79-105	@Detroit	L	19-33	8906
53	1/22	103-96	Portland	W	20-33	5156
54	1/25	118-113	@Buffalo	W	21-33	10,297
55	1/27	98-119	@Boston	L	21-34	7280
56	1/30	88-108	NY (Omaha)	L	21-35	9067
57	2/1	88-99	@Chicago	L	21-36	6133
58	2/6	95-112	Chicago (Omaha)	L	21-37	5392
59	2/8	104-99	@Portland	W	22-37	5140
60	2/9	121-120	@Golden State	W	23-37	5597
61	2/10	103-119	@Seattle	L	23-38	13,608
62	2/12	106-113	@Detroit	L	23-39	4545
63	2/13	87-89	@Capital	L	23-40	5842
64	2/15	89-92	@Philadelphia	L	23-41	5274
65	2/19	92-86	LA Lakers	W	24-41	5935
66	2/20	116-97	Golden St. (Omaha)	W	25-41	4743
67	2/22	119-104	Phoenix	W	26-41	8309
68	2/24	93-100	Milwaukee	L	26-42	9128
69	2/26	101-118	@Houston	L	26-43	2076
70	2/27	85-76	@Atlanta	W	27-43	6859
71	3/1	100-107	@LA Lakers	L	27-44	12,715
72	3/3	100-113	@Phoenix	L	27-45	4780
73	3/4	103-109	@Milwaukee	L	27-46	9012
74	3/6	99-111	Mil. (Omaha)	L	27-47	7182
75	3/9	106-96	Seattle (Omaha)	W	28-47	4070
76	3/12	93-91	@Chicago	W	29-47	6103
77	3/17	125-114	Houston (Omaha)	W	30-47	5077
78	3/18	114-105	Portland	W	31-47	5104
79	3/20	86-87	Chicago	L	31-48	5896
80	3/22	107-105	Detroit	W	32-48	6390
81	3/23	107-106	@New York	W	33-48	19,694
82	3/26	98-118	@Milwaukee	L	33-49	10,938

* = OT

Final Statistics

Player	G.	Min.	FGM	FGA	Pct.	FTM	FTA	Pct.	Off.	Def.	Tot.	Ast.	PF	DQ	Stl.	Blk.	Pts.	Avg.
Jimmy Walker (KC-O)	72	2920	575	1228	.468	273	332	.822	39	163	202	303	166	0	81	9	1423	19.8
Nate Archibald	35	1272	222	492	.451	173	211	.820	21	64	85	266	76	0	56	7	617	17.6
Nate Williams	82	2513	538	1165	.462	193	236	.818	118	226	344	182	290	5	149	34	1269	15.5
Sam Lacey	79	3107	467	982	.476	185	247	.749	293	762	1055	299	254	3	126	184	1119	14.2
Don Kojis	77	2091	400	836	.478	210	272	.772	126	257	383	110	157	2	77	15	1010	13.1
Ron Behagen	80	2059	357	827	.432	162	212	.764	188	379	567	134	291	9	56	37	876	11.0
Matt Guokas* (KC-O)	9	315	41	83	.494	8	12	.667	2	19	21	36	21	1	8	1	90	10.0
John Block	82	1777	275	634	.434	164	206	.796	129	260	389	94	229	2	68	35	714	8.7
Larry McNeill	54	516	106	220	.482	99	140	.707	60	86	146	24	76	0	35	6	311	5.8
Ron Riley* (KC-O)	12	170	24	57	.421	14	24	.583	13	43	56	8	27	0	3	2	62	5.2
Mike D'Antoni	52	989	107	266	.402	33	47	.702	24	69	93	123	112	0	75	15	247	4.8
Ken Durrett	45	462	86	176	.489	42	69	.609	28	50	78	19	68	0	13	5	214	4.8
Howard Komives	44	830	78	192	.406	33	38	.868	10	33	43	97	83	0	32	3	189	4.3
Otto Moore (KC-O)	65	633	88	171	.515	35	54	.648	60	140	200	47	62	0	16	31	211	3.2
Ted Manakas	5	45	4	10	.400	4	4	1.000	0	3	3	2	4	0	1	0	12	2.4
Justus Thigpen	1	2	1	3	.333	0	0	.000	1	0	1	0	0	0	0	0	2	2.0
Mike Ratliff	2	4	0	0	.000	0	0	.000	0	0	0	0	0	0	0	0	0	0.0
Kings	*82*	*19705*	*3369*	*7342*	*.459*	*1628*	*2104*	*.774*	*1112*	*2554*	*3666*	*1744*	*1916*	*22*	*796*	*384*	*8366*	*102.0*
Opponents	*82*	*19705*	*3580*	*7514*	*.476*	*1512*	*1950*	*.775*	*1210*	*2650*	*3860*	*1916*	*1907*	*22*	*723*	*373*	*8672*	*105.8*

*Did not finish season with team

1974-75 KANSAS CITY-OMAHA KINGS

44-38
2nd - Midwest Division

Front row — from left to right, Don May, Scott Wedman, Jimmy Walker, Sam Lacey, Nate Archibald, Mike D'Antoni, Rick Adelman. Back row — from left to right, Trainer Bill Jones, Team Physician Dr. Howard Ellfeldt, Assistant Coach Dan Sparks, Ollie Johnson, Len Kosmalski, Ron Behagan, Larry McNeill, Assistant General Manager Larry Staverman, Head Coach Phil Johnson, President and General Manager Joe Axelson, Managing Director H. Paul Rosenberg.

G	Date	Score	Opponent	W/L	Rec.	Att.
1	10/19	94-91	@Phoenix	W	1-0	5377
2	10/20	105-95	@LA Lakers	W	2-0	11,128
3	10/22	121-123	Washington	L	2-1	5385
4	10/23	99-98	Chicago (Omaha)	W	3-1	4622
5	10/25	112-91	@Chicago	W	4-1	6942
6	10/30	99-97	Milwaukee	W	5-1	5213
7	11/2	97-120	@Houston	L	5-2	3457
8	11/3	79-86	Chicago	L	5-3	4421
9	11/5	115-97	New Orl. (Omaha)	W	6-3	3588
10	11/6	104-118	@Detroit	L	6-4	7202
11	11/10	99-102	Boston	L	6-5	8231
12	11/12	99-103	Houston (Omaha)	L	6-6	3038
13	11/13	81-118	@Washington	L	6-7	5521
14	11/15	110-109	@Boston	W	7-7	13,192
15	11/16	96-101	@Buffalo	L	7-8	8274
16	11/19	97-87	Detroit	W	8-8	4847
17	11/21	96-106	Milwaukee	L	8-9	5553
18	11/23	103-100	@Atlanta	W	9-9	3960
19	11/24	109-94	Cleveland	W	10-9	4573
20	11/26	93-90	@Chicago	W	11-9	7321
21	11/27	107-89	LA Lakers	W	12-9	6465
22	11/29	99-102	@Milwaukee	L	12-10	10,938
23	12/2	106-110	Seattle (Omaha)	L	12-11	4551
24	12/4	105-109	@Philadelphia	L	12-12	7027
25	12/5	91-124	@Cleveland	L	12-13	4493
26	12/8	96-92	@Detroit	W	13-13	5134
27	12/10	102-106	@New York	L	13-14	16,366
28	12/12	113-105	@Milwaukee	W	14-14	10,938
29	12/13	88-84	Detroit (Omaha)	W	15-14	4702
30	12/14	84-123	@Houston	L	15-15	2026
31	12/17	111-110	Buffalo	W	16-15	5188
32	12/19	113-117	New York	L	16-16	6617
33	12/20	73-96	@Chicago	L	16-17	5021
34	12/21	107-84	Golden State	W	17-17	5751
35	12/23	97-87	Chicago	W	18-17	6454
36	12/27	108-98	@Seattle	W	19-17	13,216
37	12/29	103-99	@Portland	W	20-17	11,620
38	12/30	102-110	@Golden State	L	20-18	7374
39	1/1	97-102	Atlanta	L	20-19	6376
40	1/3	95-107	Philadelphia	L	20-20	6035
41	1/4	88-100	@Chicago	L	20-21	8771
42	1/5	106-115	Houston	L	20-22	8138
43	1/7	108-99	Milwaukee	W	21-22	6506
44	1/10	94-102	@Philadelphia	L	21-23	6125
45	1/17	107-90	New York	W	22-23	1002
46	1/19	97-109	Phoenix	L	22-24	13,155
47	1/21	109-106	Portland	W	23-24	5856
48	1/22	88-97	@Washington	L	23-25	4719
49	1/24	87-96	@Boston	L	23-26	10,952
50	1/25	112-103	@New York	W	24-26	19,694
51	1/29	106-102	Mil. (Omaha)	W	25-26	9185
52	2/2	127-101	Golden State	W	26-26	9365
53	2/3	100-87	Phi. (Omaha)	W	27-26	7128
54	2/5	90-82	Portland	W	28-26	6434
55	2/6	95-94	Mil. (Madison, WI)	W	29-26	8108
56	2/8	91-92*	@Cleveland	L	29-27	4761
57	2/12	103-102	Boston (Omaha)	W	30-27	9728
58	2/14	132-112	@Buffalo	W	31-27	12,107
59	2/15	93-81	@Detroit	W	32-27	7175
60	2/16	102-99	Detroit	W	33-27	13,981
61	2/19	115-92	LA Lakers	W	34-27	8329
62	2/25	93-90	Milwaukee	W	35-27	11,762
63	2/28	107-114*	@New Orleans	L	35-28	5370
64	3/1	95-108	@Atlanta	L	35-29	3831
65	3/2	122-112	Detroit	W	36-29	14,843
66	3/4	103-99	Phoenix (Omaha)	W	37-29	4127
67	3/6	111-110	Buffalo	W	38-29	8644
68	3/8	99-103	Seattle	L	38-30	12,389
69	3/9	99-106	@Detroit	L	38-31	7979
70	3/10	96-103	@Milwaukee	L	38-32	10,938
71	3/14	103-102	Wash. (Omaha)	W	39-32	8524
72	3/18	105-101	Atlanta	W	40-32	7242
73	3/20	101-95	New Orleans	W	41-32	6138
74	3/21	98-104	@Chicago	L	41-33	14,792
75	3/23	103-101	Chicago	W	42-33	16,805
76	3/25	110-112	@New Orleans	L	42-34	3388
77	3/27	103-111	@Golden State	L	42-35	12,787
78	3/28	103-114	@LA Lakers	L	42-36	11,243
79	3/29	104-100	@Phoenix	W	43-36	6450
80	4/2	96-99	@Seattle	L	43-37	13,628
81	4/4	110-116	@Portland	L	43-38	11,122
82	4/6	95-94	Cle. (Omaha)	W	44-38	8895

* = OT

1974-75 Playoffs

Semifinals (2-4)	April 9	KC-Omaha	89	@	Chicago	95
	April 13	KC-Omaha	102	vs.	Chicago	95
	April 16	KC-Omaha	90	@	Chicago	93
	April 18	KC-Omaha	104	vs.	Chicago	100 (OT)
	April 20	KC-Omaha	77	@	Chicago	104
	April 23	KC-Omaha	89	vs.	Chicago	101

Final Statistics

Player	G.	Min.	FGM	FGA	Pct.	FTM	FTA	Pct.	Off.	Def.	Tot.	Ast.	PF	DQ	Stl.	Blk.	Pts.	Avg.
Nate Archibald	82	3244	759	1664	.456	652	748	.872	48	174	222	557	187	0	119	7	2170	26.5
Jimmy Walker	81	3122	553	1164	.475	247	289	.855	51	188	239	226	222	2	85	13	1353	16.7
Nate Williams* (KC-O)	50	1131	265	584	.454	97	118	.822	58	121	179	78	152	2	53	24	627	12.5
Sam Lacey	81	3378	392	917	.427	144	191	.754	228	921	1149	428	274	4	139	168	928	11.5
Scott Wedman	80	2554	375	806	.465	139	170	.818	202	288	490	129	270	2	81	27	889	11.1
Ron Behagen	81	2205	333	834	.399	199	264	.754	146	446	592	153	301	8	60	42	865	10.7
Larry McNeill	80	1749	296	645	.459	189	241	.784	149	348	497	73	229	1	69	27	781	9.8
Ollie Johnson (KC-O)	30	508	64	130	.492	33	37	.892	27	39	66	30	69	0	17	13	161	5.4
Don Kojis	21	232	46	98	.469	20	30	.667	14	25	39	10	31	0	12	1	112	5.3
Ken Durrett* (KC-O)	21	175	32	78	.410	11	20	.550	14	26	40	8	30	0	5	4	75	3.6
Mike D'Antoni	67	759	69	173	.399	28	36	.778	13	64	77	107	106	0	67	12	166	2.5
Don May	29	139	27	54	.500	10	12	.833	4	9	13	5	21	0	4	2	64	2.2
Rick Adelman (KC-O)	18	121	13	28	.464	4	5	.800	6	8	14	8	12	0	7	1	30	1.7
Len Kosmalski	67	413	33	83	.398	24	29	.828	31	88	119	41	64	0	6	6	90	1.3
Kings	*82*	*19705*	*3257*	*7258*	*.449*	*1797*	*2190*	*.821*	*991*	*2745*	*3736*	*1853*	*1968*	*19*	*724*	*347*	*8311*	*101.4*
Opponents	*82*	*19705*	*3410*	*7400*	*.461*	*1515*	*1972*	*.768*	*1060*	*2812*	*3872*	*1840*	*2029*	*25*	*606*	*312*	*8335*	*101.6*

*Did not finish season with team

1975-76 KANSAS CITY KINGS

31-51
3rd - Midwest Division

Front row — from left to right, Assistant Coach Dan Sparks, Lee Winfield, Jimmy Walker, Nate Archibald, Sam Lacey, Glenn Hansen, Ollie Johnson, Head Coach Phil Johnson. Back row — from left to right, Trainer Bill Jones, Assistant General Manager Larry Staverman, Scott Wedman, Rick Roberson, Larry McNeill, Bob Bigelow, Bill Robinzine, Matt Guokas, President and General Manager Joe Axelson, Managing Director H. Paul Rosenberg.

G	Date	Score	Opponent	W/L	Rec.	Att.
1	10/23	95-107	@Washington	L	0-1	14,882
2	10/29	91-92	Seattle	L	0-2	9464
3	10/30	113-117	@New York	L	0-3	14,164
4	11/1	106-100	Phoenix	W	1-3	6632
5	11/4	116-98	LA Lakers	W	2-3	8476
6	11/7	88-92	@Portland	L	2-4	9448
7	11/9	112-125	@LA Lakers	L	2-5	12,525
8	11/12	107-92	@Seattle	W	3-5	11,213
9	11/15	92-123	@Golden State	L	3-6	12,787
10	11/19	103-113	@Philadelphia	L	3-7	10,729
11	11/21	107-98	Chicago (Omaha)	W	4-7	5482
12	11/26	104-120	@Detroit	L	4-8	7966
13	11/27	95-91	@Cleveland	W	5-8	7898
14	11/28	98-97	New Orleans	W	6-8	8075
15	11/30	110-98	New York	W	7-8	6385
16	12/2	90-101	Seattle	L	7-9	7670
17	12/4	105-101	Cleveland	W	8-9	7711
18	12/5	95-103	@Milwaukee	L	8-10	10,938
19	12/6	84-98	Philadelphia	L	8-11	9101
20	12/9	107-126	@Buffalo	L	8-12	7403
21	12/10	100-94	Atlanta	W	9-12	4820
22	12/12	109-99	Chicago	W	10-12	7138
23	12/13	101-115	@Atlanta	L	10-13	4403
24	12/14	105-115	Golden State	L	10-14	4946
25	12/16	100-111	Houston	L	10-15	4654
26	12/17	104-118	@Bos. (Hartford, CT)	L	10-16	11,243
27	12/20	110-117	Buffalo	L	10-17	6256
28	12/23	97-111	@LA Lakers	L	10-18	11,696
29	12/25	111-122	@Phoenix	L	10-19	11,114
30	12/26	87-90	@Seattle	L	10-20	13,673
31	12/28	87-103	Detroit (Omaha)	L	10-21	5112
32	12/30	106-110	@Cleveland	L	10-22	15,387
33	1/3	95-120	@New Orleans	L	10-23	11,117
34	1/4	98-86	Phoenix	W	11-23	5040
35	1/6	98-103	Washington	L	11-24	5131
36	1/7	108-106	@Houston	W	12-24	5147
37	1/8	97-107	New Orleans	L	12-25	5435
38	1/10	84-111	@Chicago	L	12-26	7236
39	1/11	105-99	Detroit	W	13-26	6284
40	1/14	106-101	Boston	W	14-26	7199
41	1/16	90-102	New York	L	14-27	7632
42	1/17	94-102	Portland (Omaha)	L	14-28	7347
43	1/20	103-116	Golden State	L	14-29	7129
44	1/23	97-113	@Milwaukee	L	14-30	10,938
45	1/25	118-110	Chicago	W	15-30	6857
46	1/27	107-89	Milwaukee	W	16-30	5887
47	1/29	119-86	Houston	W	17-30	5207
48	1/30	94-101	@Detroit	L	17-31	4770
49	1/31	104-96	@Chicago	W	18-31	6215
50	2/5	117-109	LA Lakers	W	19-31	6048
51	2/6	101-108	@New Orleans	L	19-32	17,624
52	2/8	93-94	Detroit	L	19-33	6232
53	2/9	86-105	@Houston	L	19-34	3588
54	2/10	89-111	@Atlanta	L	19-35	3076
55	2/13	96-101	Buffalo	L	19-36	6747
56	2/17	125-107	Philadelphia	W	20-36	5699
57	2/18	103-91	Golden St. (Omaha)	W	21-36	8173
58	2/21	97-116	Portland	L	21-37	7361
59	2/24	120-117*	@Phoenix	W	22-37	6416
60	2/27	90-97	@LA Lakers	L	22-38	13,870
61	2/28	105-119	@Portland	L	22-39	9452
62	3/2	127-113	Detroit	W	23-39	6586
63	3/4	95-99	@Milwaukee	W	23-40	10,209
64	3/5	111-93	Seattle	W	24-40	5852
65	3/7	113-97	Milwaukee	W	25-40	6666
66	3/12	95-73	@Chicago	W	26-40	5019
67	3/13	118-121	Mil. (Omaha)	L	26-41	6666
68	3/14	114-113*	Atlanta	W	27-41	7014
69	3/18	102-110	@Washington	L	27-42	10,520
70	3/19	117-120*	@Boston	L	27-43	15,320
71	3/21	112-101	Chicago	W	28-43	7256
72	3/23	106-101	Washington	W	29-43	7476
73	3/24	117-130	@Detroit	L	29-44	5456
74	3/27	100-117	@Phoenix	L	29-45	9386
75	3/28	117-134	@Golden State	L	29-46	12,035
76	3/30	113-114	@Portland	L	29-47	8205
77	4/2	107-120	@Milwaukee	L	29-48	10,579
78	4/3	104-101	Cle. (Omaha)	W	30-48	5827
79	4/4	95-115	@New York	L	30-49	13,117
80	4/8	131-104	Boston	W	31-49	8002
81	4/9	108-112	@Philadelphia	L	31-50	11,652
82	4/11	98-99	@Buffalo	L	31-51	11,088

* = OT

Final Statistics

Player	G.	Min.	FGM	FGA	Pct.	FTM	FTA	Pct.	Off.	Def.	Tot.	Ast.	PF	DQ	Stl.	Blk.	Pts.	Avg.
Nate Archibald	78	3184	717	1583	.453	501	625	.802	67	146	213	615	169	0	126	15	1935	24.8
Jimmy Walker	73	2490	459	950	.483	231	267	.865	49	128	177	176	186	2	87	14	1149	15.7
Scott Wedman	82	2968	538	1181	.456	191	245	.780	199	407	606	199	280	8	103	36	1267	15.5
Sam Lacey	81	3083	409	1019	.401	217	286	.759	218	806	1024	378	286	7	132	134	1035	12.8
Ollie Johnson	81	2150	348	678	.513	125	149	.839	116	241	357	146	217	4	67	42	821	10.1
Larry McNeill	82	1613	295	610	.484	207	273	.758	157	353	510	72	244	2	51	32	797	9.7
Bill Robinzine	75	1327	229	499	.459	145	198	.732	128	227	355	60	290	19	80	8	603	8.0
Glenn Hansen	66	1145	173	420	.412	85	117	.726	77	110	187	67	144	1	47	13	431	6.5
Lee Winfield	22	214	32	66	.485	9	14	.643	8	16	24	19	14	0	10	6	73	3.3
Matt Guokas (KC)	38	515	37	99	.374	9	16	.563	18	29	47	42	53	0	13	2	83	2.2
Rick Roberson	74	709	73	180	.406	42	103	.408	74	159	233	53	126	1	18	17	188	2.5
Len Kosmalski	9	93	8	20	.400	4	7	.571	9	16	25	12	11	0	3	4	20	2.2
Bob Bigelow	31	163	16	47	.340	24	33	.727	9	20	29	9	18	0	4	1	56	1.8
Mike D'Antoni	9	101	7	27	.259	2	2	1.000	4	10	14	16	18	0	10	0	16	1.8
Kings	*82*	*19755*	*3341*	*7379*	*.453*	*1792*	*2335*	*.767*	*1133*	*2668*	*3801*	*1864*	*2056*	*44*	*751*	*324*	*8474*	*103.3*
Opponents	*82*	*19755*	*3477*	*7454*	*.466*	*1753*	*2310*	*.759*	*1153*	*2778*	*3931*	*1825*	*2124*	*26*	*680*	*321*	*8707*	*106.2*

1976-77 KANSAS CITY KINGS

40-42
4th - Midwest Division

Front row — from left to right, Ollie Johnson, Mike Barr, Sam Lacey, Scott Wedman, Ron Boone, Brian Taylor. Back row — from left to right, Team Physician Dr. Howard Ellfeldt, Assistant Coach Dan Sparks, Glenn Hansen, Bob Bigelow, Richard Washington, Jim Eakins, Bill Robinzine, Andre McCarter, Head Coach Phil Johnson, Trainer Bill Jones.

G	Date	Score	Opponent	W/L	Rec.	Att.
1	10/22	96-99	Detroit	L	0-1	10,577
2	10/23	99-120	@Denver	L	0-2	15,683
3	10/26	117-115*	LA Lakers	W	1-2	6418
4	10/29	130-102	San Antonio	W	2-2	8832
5	10/30	102-112	@Indiana	L	2-3	9424
6	11/1	105-101	New York	W	3-3	5203
7	11/3	126-106	Seattle	W	4-3	6309
8	11/5	112-103	Indiana	W	5-3	6563
9	11/7	96-107	@LA Lakers	L	5-4	9707
10	11/9	102-119	@Portland	L	5-5	12,103
11	11/11	94-86	@Golden State	W	6-5	8528
12	11/12	97-102	@Seattle	L	6-6	11,532
13	11/13	96-128	@Denver	L	6-7	17,783
14	11/16	100-91	Mil. (Omaha)	W	7-7	4248
15	11/18	104-129	@San Antonio	L	7-8	7776
16	11/20	126-127*	@Houston	L	7-9	5821
17	11/21	106-83	@Atlanta	W	8-9	1067
18	11/23	100-98	@New York	W	9-9	12,338
19	11/24	111-133	@Boston	L	9-10	12,295
20	11/26	120-110	Denver	W	10-10	8986
21	11/28	101-89	Philadelphia	W	11-10	15,543
22	12/1	91-98*	Cleveland	L	11-11	7659
23	12/3	115-124	@Detroit	L	11-12	4617
24	12/5	102-96	Boston	W	12-12	6904
25	12/9	100-102	Atlanta	L	12-13	5589
26	12/12	104-110	Detroit (Omaha)	L	12-14	4342
27	12/14	117-120	@New Orleans	L	12-15	6129
28	12/15	100-104	@Washington	L	12-16	7052
29	12/16	100-90	New York	W	13-16	6080
30	12/18	90-89	@Phoenix	W	14-16	9842
31	12/19	92-103	@LA Lakers	L	14-17	10,522
32	12/21	94-99	@Portland	L	14-18	11,455
33	12/25	91-96	Chicago	L	14-19	9576
34	12/26	105-110	San Ant. (Omaha)	L	14-20	5342
35	12/28	113-106	@Cleveland	W	15-20	11,754
36	12/29	113-103	@Buffalo	W	16-20	6434
37	1/2	89-88	Phoenix (Omaha)	W	17-20	4226
38	1/8	106-94	Houston	W	18-20	8155
39	1/11	115-117	Philadelphia	L	18-21	12,162
40	1/13	116-114	Golden State	W	19-21	5895
41	1/14	106-111	@Philadelphia	L	19-22	11,012
42	1/15	115-90	@Atlanta	W	20-22	2576
43	1/18	111-113	LA Lakers	L	20-23	6410
44	1/20	123-92	New York	W	21-23	5844
45	1/22	132-104	Buffalo	W	22-23	12,134
46	1/23	111-119	@Milwaukee	L	22-24	9989
47	1/26	101-95	New Orleans	W	23-24	7595
48	1/28	105-94	Chicago	W	24-24	6329
49	1/29	112-105	@New York	W	25-24	15,492
50	1/30	98-112	@Washington	L	25-25	9403
51	2/1	97-86	@Chicago	W	26-25	5723
52	2/2	119-107	Portland	W	27-25	8037
53	2/4	101-102	Cleveland	L	27-26	9333
54	2/6	111-130	@Detroit	L	27-27	5666
55	2/10	102-112	@Milwaukee	L	27-28	7968
56	2/11	120-106	Washington	W	28-28	8192
57	2/15	102-96	Phoenix	W	29-28	7313
58	2/17	125-126*	Boston	L	29-29	7712
59	2/19	115-109	Houston	W	30-29	8841
60	2/23	93-94	Seattle	L	30-30	9416
61	2/25	128-130	Denver	L	30-31	9476
62	3/1	126-104	New Orleans	W	31-31	8282
63	3/2	112-100	@New York	W	32-31	4865
64	3/6	109-108	Milwaukee	W	33-31	11,882
65	3/11	114-112	Portland (Omaha)	W	34-31	8637
66	3/13	103-98	@Indiana	W	35-31	8648
67	3/15	101-99	Washington	W	36-31	7973
68	3/17	125-104	Buffalo	W	37-31	8947
69	3/18	112-114	@Chicago	L	37-32	18,129
70	3/20	110-118	@Boston	L	37-33	15,040
71	3/22	126-113	Golden State	W	38-33	8788
72	3/23	107-96	@New York	W	39-33	4376
73	3/25	94-100*	@New Orleans	L	39-34	8249
74	3/26	97-107	@Houston	L	39-35	12,526
75	3/27	129-139	@San Antonio	L	39-36	8549
76	3/29	132-126	New York	W	40-36	10,744
77	4/1	105-111*	@Philadelphia	L	40-37	12,649
78	4/3	107-113	@Cleveland	L	40-38	12,963
79	4/5	82-87	Indiana (Omaha)	L	40-39	10,031
80	4/7	110-121	@Phoenix	L	40-40	8462
81	4/8	105-112	@Seattle	L	40-41	13,465
82	4/9	102-118	@Golden State	L	40-42	11,557

* = OT

Final Statistics

Player	G.	Min.	FGM	FGA	Pct.	FTM	FTA	Pct.	Off.	Def.	Tot.	Ast.	PF	DQ	Stl.	Blk.	Pts.	Avg.
Ron Boone	82	3021	747	1577	.474	324	384	.844	128	193	321	338	258	1	119	19	1818	22.2
Brian Taylor	72	2488	501	995	.504	225	275	.818	88	150	238	320	206	1	199	16	1227	17.0
Scott Wedman	81	2743	521	1133	.460	206	241	.855	187	319	506	227	226	3	100	23	1248	15.4
Richard Washington	82	2265	446	1034	.431	177	254	.697	201	497	698	85	324	13	63	90	1069	13.0
Sam Lacey	82	2595	327	774	.422	215	282	.762	189	545	734	386	292	9	119	133	869	10.6
Bill Robinzine	75	1594	307	677	.453	159	216	.736	164	310	474	95	283	7	86	13	773	10.3
Ollie Johnson	81	1386	218	446	.489	101	115	.878	68	144	212	105	169	1	43	21	537	6.6
Jim Eakins	82	1338	151	336	.449	188	222	.847	112	249	361	119	195	1	29	49	490	6.0
Andre McCarter	59	725	119	257	.463	32	45	.711	16	39	55	99	63	0	23	0	270	4.6
Mike Barr	73	1224	122	279	.437	41	57	.719	33	97	130	175	96	0	52	18	285	3.9
Glenn Hansen	41	289	67	155	.432	23	32	.719	28	31	59	25	44	0	13	3	157	3.8
Bob Bigelow	29	162	35	70	.500	15	17	.882	8	19	27	8	17	0	3	1	85	2.9
Kings	*82*	*19830*	*3561*	*7733*	*.460*	*1706*	*2140*	*.797*	*1222*	*2593*	*3815*	*1982*	*2173*	*36*	*849*	*386*	*8828*	*107.7*
Opponents	*82*	*19830*	*3422*	*7244*	*.472*	*1912*	*2513*	*.761*	*1097*	*2739*	*3836*	*1744*	*2030*	*35*	*722*	*392*	*8756*	*106.8*

1977-78 KANSAS CITY KINGS

31-51
6th - Midwest Division

Front row — from left to right, Kevin Restani, Lucius Allen, John Kuester, Sam Lacey, Bill Robinzine, Scott Wedman, Otis Birdsong. Back row — from left to right, Trainer Bill Jones, Head Coach Larry Staverman, Bob Nash, Tom Burleson, Richard Washington, Ron Boone, President and General Manager Joe Axelson.

G	Date	Score	Opponent	W/L	Rec.	Att.
1	10/18	113-120	@New York	L	0-1	14,312
2	10/19	108-112	@Buffalo	L	0-2	4198
3	10/21	95-94	Houston	W	1-2	9883
4	10/22	101-106	@Indiana	L	1-3	12,664
5	10/25	104-112	@Philadelphia	L	1-4	10,318
6	10/27	119-104	@Cleveland	W	2-4	7832
7	10/29	120-106	Washington	W	3-4	9220
8	11/1	95-115	@Milwaukee	L	3-5	9271
9	11/2	104-102	New Orleans	W	4-5	7433
10	11/4	110-111	Atlanta	L	4-6	8344
11	11/6	99-83	@Seattle	W	5-6	11,276
12	11/8	104-130	@Portland	L	5-7	12,666
13	11/11	106-105	@Golden State	W	6-7	11,890
14	11/12	114-119	@Denver	L	6-8	15,497
15	11/15	107-113	@San Antonio	L	6-9	8251
16	11/19	125-131*	Wash. (Omaha)	L	6-10	6534
17	11/23	116-122	Milwaukee	L	6-11	9748
18	11/26	110-108	Boston	W	7-11	7923
19	11/27	106-115	@New Orleans	L	7-12	7491
20	11/30	84-86	Seattle	L	7-13	7692
21	12/2	108-97	Detroit	W	8-13	7151
22	12/3	118-115*	NJ (Omaha)	W	9-13	5032
23	12/6	92-103	Phoenix	L	9-14	5976
24	12/7	109-113	@Boston	L	9-15	9590
25	12/9	114-122	@New Jersey	L	9-16	3024
26	12/10	92-97*	Golden State	L	9-17	7630
27	12/14	124-98	Denver	W	10-17	6410
28	12/17	115-93	New Orl. (Omaha)	W	11-17	6280
29	12/18	115-114	Indiana	W	12-17	6598
30	12/22	113-110	Chicago	W	13-17	7590
31	12/25	122-131	Milwaukee	L	13-18	7652
32	12/26	99-113	@Houston	L	13-19	10,206
33	12/29	104-110	@Phoenix	L	13-20	12,660
34	12/30	109-119	@LA Lakers	L	13-21	17,505
35	1/1	102-107	@Portland	L	13-22	12,666
36	1/4	110-116	@Seattle	L	13-23	9979
37	1/7	93-100	New York	L	13-24	9690
38	1/8	123-133	@Milwaukee	L	13-25	10,938
39	1/10	115-123	@Washington	L	13-26	7700
40	1/11	102-94	LA Lakers	W	14-26	8004
41	1/13	106-108	@Indiana	L	14-27	10,658
42	1/14	110-101	Atlanta	W	15-27	9205
43	1/17	90-111	@Atlanta	L	15-28	2709
44	1/18	106-126	Philadelphia	L	15-29	12,184
45	1/22	105-97	@New Jersey	W	16-29	2632
46	1/24	97-120	Portland	L	16-30	8544
47	1/26	105-112	@New York	L	16-31	13,392
48	1/27	117-134	@New Orleans	L	16-32	9116
49	1/29	113-127	San Antonio	L	16-33	8227
50	1/31	102-112	Phoenix (Omaha)	L	16-34	5182
51	2/2	113-101	Detroit	W	17-34	5484
52	2/8	104-100	Boston	W	18-34	7091
53	2/10	106-93	Chicago	W	19-34	8460
54	2/11	95-90	@Chicago	W	20-34	12,209
55	2/12	101-88	Cleveland	W	21-34	6275
56	2/14	125-102	Houston	W	22-34	4492
57	2/17	108-100	@Buffalo	W	23-34	5092
58	2/18	101-105	@Cleveland	L	23-35	13,824
59	2/19	107-110	@Detroit	L	23-36	4876
60	2/22	127-122*	LA Lakers	W	24-36	10,580
61	2/24	96-107	Portland	L	24-37	12,011
62	2/28	107-114*	Seattle (Omaha)	L	24-38	5371
63	3/4	114-123	@Denver	L	24-39	16,642
64	3/6	98-88	Indiana	W	25-39	4280
65	3/8	121-123	New Jersey	L	25-40	10,360
66	3/10	126-120	Denver	W	26-40	8089
67	3/12	106-113	Golden State	L	26-41	6212
68	3/17	112-123	@Philadelphia	L	26-42	13,092
69	3/18	110-117	@Boston	L	26-43	8894
70	3/19	122-108	Buffalo	W	27-43	10,237
71	3/21	116-111	@Detroit	W	28-43	3674
72	3/22	120-108	Philadelphia	W	29-43	10,157
73	3/24	103-107	@Houston	L	29-44	10,015
74	3/25	130-132	San Ant. (Omaha)	L	29-45	6954
75	3/28	128-105	@Chicago	W	30-45	9186
76	3/29	108-105*	@Washington	W	31-45	6717
77	3/31	112-136	@Phoenix	L	31-46	10,590
78	4/3	127-133	@LA Lakers	L	31-47	20,547
79	4/4	119-130	@Golden State	L	31-48	11,505
80	4/6	116-123	@San Antonio	L	31-49	9234
81	4/7	112-125	New York	L	31-50	6853
82	4/9	117-120	Cleveland	L	31-51	4684

* = OT

Final Statistics

Player	G.	Min.	FGM	FGA	Pct.	FTM	FTA	Pct.	Off.	Def.	Tot.	Ast.	PF	DQ	Stl.	Blk.	Pts.	Avg.
Scott Wedman	81	2961	607	1192	.509	221	254	.870	144	319	463	201	242	2	99	22	1435	17.7
Ron Boone	82	2653	563	1271	.443	322	377	.854	112	157	269	311	233	3	105	11	1448	17.7
Otis Birdsong	73	1878	470	955	.492	216	310	.697	70	105	175	174	179	1	74	12	1156	15.8
Richard Washington	78	2231	425	891	.477	150	199	.754	188	466	654	118	324	12	74	73	1000	12.8
Lucius Allen	77	2147	373	846	.441	174	220	.791	66	163	229	360	180	0	93	28	920	11.9
Bill Robinzine	82	1748	305	677	.451	206	271	.760	173	366	539	72	281	5	74	11	816	10.0
Sam Lacey	77	2131	265	590	.449	134	187	.717	155	487	642	300	264	7	120	108	664	8.6
Tom Burleson	76	1525	228	525	.434	197	248	.794	170	312	482	131	259	6	62	81	653	8.6
Bob Nash	66	800	157	304	.516	50	69	.725	75	94	169	46	75	0	27	18	364	5.5
John Kuester	78	1215	145	319	.455	87	105	.829	19	95	114	252	143	1	58	1	377	4.8
Kevin Restani (KC)	46	463	59	139	.424	9	11	.818	32	62	94	21	37	0	5	4	127	2.8
Bob Bigelow* (KC)	1	7	1	1	1.000	0	0	—	2	3	5	0	2	0	0	0	2	2.0
Louie Nelson* (KC)	8	53	3	14	.214	9	11	.818	1	2	3	5	5	0	2	1	15	1.9
Andre McCarter	1	9	0	2	.000	0	0	—	0	1	1	0	1	0	0	0	0	0.0
Glenn Hansen (KC)	3	9	0	5	.000	0	0	—	1	0	1	1	3	0	1	0	0	0.0
Kings	*82*	*19830*	*3601*	*7731*	*.466*	*1775*	*2262*	*.785*	*1208*	*2632*	*3840*	*1992*	*2228*	*37*	*794*	*370*	*8977*	*109.5*
Opponents	*82*	*19830*	*3564*	*7521*	*.474*	*2004*	*2635*	*.761*	*1232*	*2684*	*3916*	*1928*	*2088*	*18*	*796*	*408*	*9132*	*111.4*

*Did not finish season with team

1978-79 KANSAS CITY KINGS



48-34
1st - Midwest Division

(ON LEFT) Second-year guard **OTIS BIRDSONG** scored a team-high 21.7 ppg with 4.3 rpg and 3.4 apg in 1978-79.
(ON RIGHT) Forward **SCOTT WEDMAN** averaged 18.3 ppg with 5.3 rpg and 2.0 apg in 1978-79, shooting 53.4% from the field.

G	Date	Score	Opponent	W/L	Rec.	Att.
1	10/15	105-115	@Seattle	L	0-1	11,609
2	10/17	112-115	@Portland	L	0-2	12,666
3	10/19	108-103	Houston	W	1-2	8178
4	10/21	99-103	Milwaukee	L	1-3	7959
5	10/24	123-117	@Chicago	W	2-3	7263
6	10/25	114-109	New Orleans	W	3-3	6525
7	10/27	102-107	@Detroit	L	3-4	7204
8	10/28	112-102	Phoenix	W	4-4	9534
9	10/31	112-114	@Milwaukee	L	4-5	10,467
10	11/1	122-107	Cleveland	W	5-5	6150
11	11/3	108-115	@Indiana	L	5-6	8063
12	11/4	109-107	Denver	W	6-6	10,830
13	11/8	105-97	@Golden State	W	7-6	10,451
14	11/10	127-136	@LA Lakers	L	7-7	8974
15	11/11	117-113	@Denver	W	8-7	14,407
16	11/15	109-100	Atlanta	W	9-7	4837
17	11/18	114-100	New Jersey	W	10-7	8572
18	11/22	115-96	Portland	W	11-7	10,884
19	11/25	86-87	San Diego	L	11-8	11,320
20	11/30	108-94	Boston	W	12-8	10,435
21	12/2	110-109	@Washington	W	13-8	14,297
22	12/5	105-92	@New York	W	14-8	11,605
23	12/6	106-114	Philadelphia	L	14-9	15,156
24	12/9	132-108	Detroit	W	15-9	10,453
25	12/13	100-120	@Philadelphia	L	15-10	10,329
26	12/15	105-101	@Boston	W	16-10	10,171
27	12/16	128-100	New Orleans	W	17-10	8695
28	12/20	114-95	Seattle	W	18-10	8552
29	12/22	103-123	@Phoenix	L	18-11	10,552
30	12/23	122-117*	@Milwaukee	W	19-11	10,253
31	12/26	102-109	Houston	L	19-12	11,754
32	12/27	103-112	Boston (St. Louis)	L	19-13	14,442
33	12/29	137-126	@New Jersey	W	20-13	5480
34	12/30	108-112	@New York	L	20-14	13,393
35	1/2	97-99	Denver	L	20-15	11,445
36	1/3	108-101	@Denver	W	21-15	14,336
37	1/4	108-99	San Diego	W	22-15	6647
38	1/6	120-99	Indiana	W	23-15	13,298
39	1/9	110-126	@Houston	L	23-16	7357
40	1/11	94-89	Golden State	W	24-16	7880
41	1/14	124-104	New York	W	25-16	7164
42	1/16	86-79	@Cleveland	W	26-16	6274
43	1/17	120-99	@Boston	W	27-16	6583
44	1/19	115-113	San Antonio	W	28-16	12,334
45	1/20	110-122	@Detroit	L	28-17	7237
46	1/23	116-118	@New Orleans	L	28-18	12,123
47	1/24	95-124	@San Antonio	L	28-19	11,903
48	1/26	142-128	Washington	W	29-19	10,301
49	1/28	137-109	Cleveland	W	30-19	8450
50	1/31	118-130	@Atlanta	L	30-20	5321
51	2/2	130-114	Detroit	W	31-20	10,814
52	2/7	124-108	Atlanta	W	32-20	8741
53	2/9	124-114	@Chicago	W	33-20	10,972
54	2/11	104-103	LA Lakers	W	34-20	14,541
55	2/13	102-111	@New Jersey	L	34-21	3367
56	2/14	108-106	@Philadelphia	W	35-21	9720
57	2/16	119-104	Phi. (St. Louis)	W	36-21	19,606
58	2/18	130-107	Chicago	W	37-21	14,193
59	2/21	133-117	Milwaukee	W	38-21	9350
60	2/22	107-111	@Cleveland	L	38-22	6255
61	2/23	121-112	Phoenix	W	39-22	10,768
62	2/25	114-106	Seattle	W	40-22	14,059
63	2/27	114-122	@LA Lakers	L	40-23	12,909
64	2/28	120-122	@San Diego	L	40-24	9015
65	3/2	125-129*	@San Antonio	L	40-25	14,067
66	3/4	110-111*	Golden State	L	40-26	12,556
67	3/7	120-122*	@Atlanta	L	40-27	6761
68	3/9	121-116	Washington	W	41-27	13,681
69	3/11	100-115	Portland	L	41-28	12,373
70	3/14	107-129	@Houston	L	41-29	11,488
71	3/16	120-112	@New Orleans	W	42-29	7102
72	3/18	114-103	Chicago	W	43-29	9298
73	3/21	116-123	San Antonio	L	43-30	11,313
74	3/23	107-126	@Phoenix	L	43-31	12,660
75	3/24	98-100	@Portland	L	43-32	12,666
76	3/25	101-111	@Seattle	L	43-33	21,497
77	3/28	122-132*	@Golden State	L	43-34	10,230
78	3/29	116-111	@San Diego	W	44-34	13,189
79	3/31	126-101	Indiana (St. Louis)	W	45-34	10,114
80	4/4	115-111*	LA Lakers	W	46-34	14,185
81	4/6	117-114*	New Jersey	W	47-34	14,947
82	4/8	107-101	@Indiana	W	48-34	13,191

* = OT

1978-79 Playoffs

Semifinals (1-4)	April 17	Kansas City	99	@	Phoenix	102
	April 20	Kansas City	111	vs.	Phoenix	91
	April 22	Kansas City	93	@	Phoenix	108
	April 25	Kansas City	94	vs.	Phoenix	108
	April 27	Kansas City	99	@	Phoenix	120

Final Statistics

Player	G.	Min.	FGM	FGA	Pct.	FTM	FTA	Pct.	Off.	Def.	Tot.	Ast.	PF	DQ	Stl.	Blk.	Pts.	Avg.
Otis Birdsong	82	2839	741	1456	.509	296	408	.725	176	178	354	281	255	2	125	17	1778	21.7
Scott Wedman	73	2498	561	1050	.534	216	271	.797	135	251	386	144	239	4	76	30	1338	18.3
Phil Ford	79	2723	467	1004	.465	326	401	.813	33	149	182	681	245	3	174	6	1260	15.9
Bill Robinzine	82	2179	459	837	.548	180	246	.732	218	420	638	104	367	16	105	15	1098	13.4
Sam Lacey	82	2627	350	697	.502	167	226	.739	179	523	702	430	309	11	106	141	867	10.6
Billy McKinney	78	1242	240	477	.503	129	162	.796	20	65	85	253	121	0	58	3	609	7.8
Tom Burleson	56	927	157	342	.459	121	169	.716	84	197	281	50	183	3	26	58	435	7.8
Marlon Redmond* (KC)	49	736	162	375	.432	31	50	.620	57	51	108	57	93	2	28	16	355	7.2
Darnell Hillman	78	1618	211	428	.493	125	224	.558	138	293	431	91	288	11	50	66	547	7.0
Bob Nash	82	1307	227	522	.435	69	86	.802	76	130	206	71	135	0	29	15	523	6.4
Ron Behagen (KC)	9	126	23	50	.460	8	11	.727	11	20	31	5	27	0	2	1	54	6.0
Lucius Allen	31	413	69	174	.397	19	33	.576	14	32	46	44	52	0	21	6	157	5.1
Gus Gerard (KC)	56	459	83	191	.435	49	89	.551	39	58	97	21	74	1	18	13	215	3.8
Richard Washington	18	161	14	41	.341	10	16	.625	11	37	48	7	31	0	7	3	38	2.1
Kings	*82*	*19855*	*3764*	*7644*	*.492*	*1746*	*2392*	*.730*	*1191*	*2404*	*3595*	*2239*	*2419*	*53*	*825*	*390*	*9274*	*113.1*
Opponents	*82*	*19855*	*3434*	*7061*	*.486*	*2170*	*2897*	*.749*	*1156*	*2547*	*3703*	*1776*	*2223*	*41*	*678*	*435*	*9038*	*110.2*

*Did not finish season with team

1979-80 KANSAS CITY KINGS

47-35
2nd - Midwest Division

Front row — from left to right, Billy McKinney, Otis Bridsong, Scott Wedman, Bill Robinzine, Ernie Grunfeld, Phil Ford. Back Row — from left to right, Head Coach Cotton Fitzsimmons, Vice President and General Manager John Begzos, Assistant Coach Frank Hamblen, Reggie King, Len Elmore, Tom Burleson, Sam Lacey, Gus Gerard, Managing Director H. Paul Rosenberg, Trainer Bill Jones.

G	Date	Score	Opponent	W/L	Rec.	Att.
1	10/12	105-103	Milwaukee	W	1-0	7625
2	10/17	94-107	Golden State	L	1-1	6005
3	10/19	107-84	@Denver	W	2-1	13,036
4	10/21	122-85	Phoenix	W	3-1	6648
5	10/23	88-90	@Portland	L	3-2	12,666
6	10/24	92-105	@Seattle	L	3-3	12,800
7	10/26	104-116	@LA Lakers	L	3-4	11,854
8	10/27	95-101	@Golden State	L	3-5	6328
9	10/28	106-101	@San Diego	W	4-5	7018
10	10/31	125-108	Utah	W	5-5	5912
11	11/2	111-112	New York	L	5-6	8440
12	11/3	110-123	@Cleveland	L	5-7	10,056
13	11/4	98-101	@New Jersey	L	5-8	4521
14	11/7	102-110	@Philadelphia	L	5-9	8512
15	11/9	119-127	@Boston	L	5-10	15,320
16	11/11	109-112	Portland	L	5-11	7131
17	11/13	110-103	Philadelphia	W	6-11	9180
18	11/15	114-108	LA Lakers	W	7-11	9041
19	11/16	103-97	Chicago (St. Louis)	W	8-11	7865
20	11/18	109-92	@Denver	W	9-11	11,236
21	11/20	112-109	Golden State	W	10-11	7507
22	11/21	120-128	@Phoenix	L	10-12	10,704
23	11/23	107-91	@San Diego	W	11-12	6940
24	11/25	110-111	@LA Lakers	L	11-13	10,985
25	11/27	117-115	Houston	W	12-13	7457
26	11/29	105-95	@Detroit	W	13-13	6097
27	11/30	102-107*	Seattle	L	13-14	7077
28	12/2	94-88	Boston	W	14-14	9442
29	12/5	109-93	Detroit	W	15-14	7630
30	12/8	145-129	@New York	W	16-14	11,523
31	12/12	124-85	Portland	W	17-14	7302
32	12/14	103-87	Utah	W	18-14	7093
33	12/16	107-105	Indiana	W	19-14	7911
34	12/18	110-96	San Diego	W	20-14	6935
35	12/19	107-97	@Washington	W	21-14	7629
36	12/20	109-120	@Milwaukee	L	21-15	10,938
37	12/22	111-115	Phoenix	L	21-16	8868
38	12/26	118-111	LA Lakers	W	22-16	9442
39	12/28	112-118	@Phoenix	L	22-17	12,666
40	12/29	125-127*	@San Antonio	L	22-18	9102
41	1/2	128-121*	@Utah	W	23-18	5911
42	1/4	115-106	San Antonio	W	24-18	9442
43	1/5	112-107	@Atlanta	W	25-18	10,948
44	1/6	120-101	Denver	W	26-18	8262
45	1/8	116-124	San Diego	L	26-19	7387
46	1/10	104-83	Chicago	W	27-19	7189
47	1/11	112-99	Denver (St. Louis)	W	28-19	10,826
48	1/13	120-101	New Jersey	W	29-19	5176
49	1/15	109-111	@Chicago	L	29-20	8042
50	1/16	112-108	@Milwaukee	W	30-20	10,938
51	1/19	103-108	@Indiana	L	30-21	11,014
52	1/22	101-89	Atlanta	W	31-21	8933
53	1/24	110-88	@Utah	W	32-21	7236
54	1/25	107-113*	@Chicago	L	32-22	6668
55	1/26	112-107	Utah	W	33-22	9056
56	1/29	121-111	@Denver	W	34-22	11,016
57	1/30	99-97	@Seattle	W	35-22	21,771
58	1/31	93-94	@Portland	L	35-23	12,666
59	2/5	99-105	Portland	L	35-24	7998
60	2/6	95-97	@Phoenix	L	35-25	12,310
61	2/8	107-100	@Golden State	W	36-25	8370
62	2/10	108-106*	Washington	W	37-25	8049
63	2/15	100-114	@LA Lakers	L	37-26	15,299
64	2/17	108-107	@San Diego	W	38-26	9114
65	2/20	107-105	Seattle	W	39-26	16,886
66	2/24	72-94	Milwaukee	L	39-27	14,546
67	2/26	117-99	Golden State	W	40-27	10,615
68	2/29	98-93	San Diego (St. Louis)	W	41-27	10,561
69	3/2	94-91	@Houston	W	42-27	11,520
70	3/5	101-117	LA Lakers	L	42-28	13,003
71	3/7	104-111	Cleveland	L	42-29	13,375
72	3/9	113-93	Seattle	W	43-29	12,262
73	3/11	98-100	@Chicago	L	43-30	5542
74	3/16	121-128	@Milwaukee	L	43-31	10,938
75	3/18	109-112	Phoenix	L	43-32	11,448
76	3/20	121-105	Denver	W	44-32	10,750
77	3/21	102-98	@Utah	W	45-32	7514
78	3/23	90-112	@Seattle	L	45-33	21,150
79	3/25	102-106	@Portland	L	45-34	12,666
80	3/26	100-106	@Golden State	L	45-35	6088
81	3/28	116-114	Mil. (St. Louis)	W	46-35	10,103
82	3/30	114-110	Chicago	W	47-35	12,143

* = OT

1979-80 Playoffs
Midwest Division Runner-up

Mini-Series (1-2)	April 2	Kansas City	93	@	Phoenix	96
	April 4	Kansas City	106	vs.	Phoenix	96
	April 6	Kansas City	99	@	Phoenix	114

Final Statistics

Player	G.	Min.	FGM	FGA	Pct.	FTM	FTA	Pct.	Off.	Def.	Tot.	Ast.	PF	DQ	Stl.	Blk.	Pts.	Avg.
Otis Birdsong	82	2885	781	1546	.505	286	412	.694	170	161	331	202	226	2	136	22	1858	22.7
Scott Wedman	68	2347	569	1112	.512	145	181	.801	114	272	386	145	230	1	84	45	1290	19.0
Phil Ford	82	2621	489	1058	.462	346	423	.818	29	143	172	610	208	0	136	4	1328	16.2
Bill Robinzine	81	1917	362	723	.501	200	274	.730	184	342	526	62	311	5	106	23	925	11.4
Sam Lacey	81	2412	303	677	.448	137	185	.741	172	473	645	460	307	8	111	109	743	9.2
Reggie King	82	2052	257	499	.515	159	219	.726	184	382	566	106	230	2	69	31	673	8.2
Mike Green	21	459	69	159	.434	24	42	.571	35	78	113	28	55	0	13	21	162	7.7
Billy McKinney	76	1333	206	459	.449	107	133	.805	20	66	86	248	87	0	58	5	520	6.8
Ernie Grunfeld	80	1397	186	420	.443	101	131	.771	87	145	232	109	151	1	56	9	474	5.9
Marlon Redmond	24	298	59	138	.428	24	34	.706	18	34	52	19	27	0	4	9	142	5.9
Gus Gerard	73	869	159	348	.457	66	100	.660	77	100	177	43	96	1	41	26	385	5.3
Len Elmore	58	915	104	242	.430	51	74	.689	74	183	257	64	154	0	41	39	259	4.5
Tom Burleson	37	272	36	104	.346	23	40	.575	23	49	72	20	49	0	8	13	95	2.6
Terry Crosby	4	28	2	4	.500	2	2	1.000	0	1	1	7	4	0	0	0	6	1.5
Kings	*82*	*19805*	*3582*	*7489*	*.478*	*1671*	*2250*	*.743*	*1187*	*2429*	*3616*	*2123*	*2135*	*20*	*863*	*356*	*8860*	*108.0*
Opponents	*82*	*19805*	*3328*	*6992*	*.476*	*1906*	*2497*	*.763*	*1140*	*2644*	*3784*	*1778*	*2072*	*17*	*695*	*425*	*8603*	*104.9*

3-Pt. FG: Kansas City 25-114 (.219); Grunfeld 1-2 (.500); Robinzine 1-2 (.500); Gerard 1-3 (.333); Wedman 7-22 (.318); Birdsong 10-36 (.278); Ford 4-23 (.174); McKinney 1-10 (.100); Redmond 0-9; Burleson 0-3; Green 0-2; King 0-1; Lacey 0-1. Opponents 41-172 (.238).

1980-81 KANSAS CITY KINGS

40-42
Tied 2nd - Western Division

Front row — from left to right, Scott Wedman, Leon Douglas, John Lambert, Sam Lacey, Joe Meriweather, Reggie King. Back row — from left to right, Head Coach Cotton Fitzsimmons, Managing Director H. Paul Rosenberg, Phil Ford, Otis Birdsong, Frankie Sanders, Ernie Grunfeld, Jo Jo White, Assistant Coach Frank Hamblen, Trainer Bill Jones. Pictured separately at top right, Charles Whitney.

G	Date	Score	Opponent	W/L	Rec.	Att.
1	10/11	98-91	Utah	W	1-0	7342
2	10/12	100-109	@Phoenix	L	1-1	10,131
3	10/14	103-109	@San Antonio	L	1-2	9876
4	10/15	107-112*	LA Lakers	L	1-3	5753
5	10/17	103-91	@Dallas	W	2-3	7017
6	10/18	122-127	Seattle	L	2-4	6414
7	10/21	111-116	Golden State	L	2-5	5097
8	10/23	105-96	@Houston	W	3-5	7227
9	10/25	125-122	Denver	W	4-5	6988
10	10/28	109-119	@Atlanta	L	4-6	6786
11	10/29	115-98	Portland	W	5-6	6648
12	10/31	110-115	@Boston	L	5-7	14,035
13	11/1	100-127	Phoenix	L	5-8	7792
14	11/4	104-107	@Utah	L	5-9	6251
15	11/5	111-102	New York	W	6-9	6141
16	11/7	100-117	@Philadelphia	L	6-10	11,390
17	11/8	111-106	Cleveland	W	7-10	7514
18	11/11	102-101	@Portland	W	8-10	12,666
19	11/12	101-111	@Golden State	L	8-11	9572
20	11/14	125-127	@Seattle	L	8-12	13,334
21	11/15	96-94	@San Diego	W	9-12	5211
22	11/18	94-107	@LA Lakers	L	9-13	10,169
23	11/21	121-134	@Denver	L	9-14	10,811
24	11/26	118-100	New Jersey	W	10-14	6213
25	11/28	94-104	@Detroit	L	10-15	6671
26	11/29	104-106	San Antonio	L	10-16	8380
27	12/2	103-107	@Washington	L	10-17	5981
28	12/3	103-100	Phoenix	W	11-17	7719
29	12/5	108-100	Houston	W	12-17	6982
30	12/6	88-107	@Indiana	L	12-18	7099
31	12/10	112-100	San Diego	W	13-18	6018
32	12/11	104-122	@San Antonio	L	13-19	7491
33	12/13	114-107	Dallas	W	14-19	5578
34	12/16	133-118	@Denver	W	15-19	6909
35	12/17	94-101	@Seattle	L	15-20	14,749
36	12/20	103-107	Indiana	L	15-21	5910
37	12/23	102-100	@Cleveland	W	16-21	3627
38	12/26	103-113	Philadelphia	L	16-22	16,006
39	12/27	99-100	@New York	L	16-23	11,500
40	12/28	102-99	@New Jersey	W	17-23	7229
41	12/30	104-106	Golden State	L	17-24	11,742
42	1/2	101-95	Utah	W	18-24	8167
43	1/7	114-108	@Houston	W	19-24	8220
44	1/8	136-118	Washington	W	20-24	7324
45	1/10	99-92	@Utah	W	21-24	9553
46	1/11	105-115	San Diego	L	21-25	7493
47	1/14	91-110	Portland	L	21-26	6791
48	1/16	112-118*	@Milwaukee	L	21-27	11,052
49	1/17	122-123	Denver	L	21-28	7297
50	1/20	104-91	@Dallas	W	22-28	5899
51	1/21	115-108	San Antonio	W	23-28	7627
52	1/23	113-107	Houston	W	24-28	7290
53	1/27	114-119	@San Diego	L	24-29	4382
54	1/29	104-118	@LA Lakers	L	24-30	11,059
55	2/3	121-100	@Dallas	W	25-30	5335
56	2/4	91-90	Detroit	W	26-30	11,009
57	2/6	102-92	@Seattle	W	27-30	14,228
58	2/8	123-129*	@Portland	L	27-31	12,666
59	2/10	115-116	@Chicago	L	27-32	4647
60	2/11	99-87	Utah	W	28-32	8145
61	2/13	113-106	Atlanta	W	29-32	8065
62	2/15	107-105	Seattle	W	30-32	9116
63	2/18	114-113	Boston	W	31-32	11,810
64	2/20	112-109	Milwaukee	W	32-32	11,046
65	2/21	109-129	@Denver	L	32-33	13,691
66	2/22	96-104	@Golden State	L	32-34	9533
67	2/26	105-102	Dallas	W	33-34	8701
68	2/28	101-110	Golden State	L	33-35	8498
69	3/3	98-99	LA Lakers	L	33-36	12,208
70	3/4	111-97	@San Antonio	W	34-36	9208
71	3/5	106-100	Portland	W	35-36	6822
72	3/8	105-68	Phoenix	W	36-36	8260
73	3/10	107-100	@San Diego	W	37-36	4154
74	3/13	101-116	@LA Lakers	L	37-37	17,505
75	3/15	87-97	Chicago	L	37-38	14,560
76	3/18	124-126**	Denver	L	37-39	8266
77	3/20	111-114*	San Antonio	L	37-40	8740
78	3/22	108-114	Houston	L	37-41	7942
79	3/24	105-92	@Utah	W	38-41	7603
80	3/25	110-101	@Phoenix	W	39-41	12,665
81	3/27	84-91	@Houston	L	39-42	15,676
82	3/29	113-104	Dallas	W	40-42	7171

* = OT

1980-81 Playoffs

First Round - Kansas City defeats Portland, 2-1

April 1	Kansas City	98	@	Portland	97	(OT)
April 3	Kansas City	119	vs.	Portland	124	(OT)
April 5	Kansas City	104	@	Portland	95	

Semifinals - Kansas City defeats Phoenix, 4-3

April 7	Kansas City	80	@	Phoenix	102
April 8	Kansas City	88	@	Phoenix	83
April 10	Kansas City	93	vs.	Phoenix	92
April 12	Kansas City	102	vs.	Phoenix	95
April 15	Kansas City	89	@	Phoenix	101
April 17	Kansas City	76	vs.	Phoenix	81
April 19	Kansas City	95	@	Phoenix	88

Conference Finals - Kansas City falls to Houston, 1-4

April 21	Kansas City	78	vs.	Houston	97
April 22	Kansas City	88	vs.	Houston	79
April 24	Kansas City	88	@	Houston	92
April 26	Kansas City	89	@	Houston	100
April 29	Kansas City	88	vs.	Houston	97

Final Statistics

Player	G.	Min.	FGM	FGA	Pct.	FTM	FTA	Pct.	Off.	Def.	Tot.	Ast.	PF	DQ	Stl.	Blk.	Pts.	Avg.
Otis Birdsong	71	2593	710	1306	.544	317	455	.697	119	139	258	233	172	2	93	18	1747	24.6
Scott Wedman	81	2902	685	1437	.477	140	204	.686	128	305	433	226	294	4	97	46	1535	19.0
Phil Ford	66	2287	424	887	.478	294	354	.831	26	102	128	580	190	3	99	6	1153	17.5
Reggie King	81	2743	472	867	.544	264	386	.684	235	551	786	122	227	2	102	41	1208	14.9
Joe Meriweather	74	1514	206	415	.496	148	213	.695	126	267	393	77	219	4	27	80	560	7.6
Ernie Grunfeld	79	1584	260	486	.535	75	101	.743	31	175	206	205	155	1	60	15	595	7.5
Charles Whitney	47	782	149	306	.487	50	65	.769	29	77	106	68	98	0	47	6	350	7.4
Sam Lacey	82	2228	237	536	.442	92	117	.786	131	453	584	399	302	5	95	120	567	6.9
JoJo White*	13	236	36	82	.439	11	18	.611	3	18	21	37	21	0	11	1	83	6.4
Leon Douglas	79	1356	185	323	.573	102	186	.548	150	234	384	69	251	2	25	38	472	6.0
Frankie Sanders	23	186	34	77	.442	20	22	.909	6	15	21	17	20	0	16	1	88	3.8
Gus Gerard* (KC)	16	123	19	51	.373	19	29	.655	13	16	29	6	24	0	3	6	57	3.6
Lloyd Walton	61	821	90	218	.413	26	33	.788	13	35	48	208	45	0	32	2	206	3.4
John Lambert (KC)	43	475	65	160	.406	18	23	.783	27	63	90	24	74	0	12	5	148	3.4
Kings	*82*	*19830*	*3572*	*7151*	*.500*	*1576*	*2206*	*.714*	*1037*	*2450*	*3487*	*2271*	*2092*	*23*	*719*	*385*	*8769*	*106.9*
Opponents	*82*	*19830*	*3424*	*7117*	*.481*	*1889*	*2500*	*.756*	*1138*	*2510*	*3648*	*1857*	*2015*	*20*	*717*	*383*	*8768*	*106.9*

3-Pt. FG: Kansas City 49-168 (.292); Whitney 2-6 (.333); Wedman 25-77 (.325); Ford 11-36 (.306); Birdsong 10-35 (.286); Lacey 1-5 (.200); Douglas 0-3; *Gerard 0-3; Sanders 0-3; Lambert (K.C.) 0-2; Walton 0-1. Opponents 31-153 (.203).
* Did not finish season with team

1981-82 KANSAS CITY KINGS

30-52
4th - Midwest Division

Front row — from left to right, Reggie King, Ken Dennard, Steve Johnson, Leon Douglas, Reggie Johnson, Eddie Johnson. Back row — from left to right, Trainer Bill Jones, Team Physican Dr. Howard Elfeldt, General Manager Jeff Cohen, Phil Ford, Charles Whitney, Ernie Grunfeld, Kevin Loder, Mike Woodson, Larry Drew, Assistant Coach Frank Hamblen, Head Coach Cotton Fitzsimmons.

G	Date	Score	Opponent	W/L	Rec.	Att.
1	10/30	102-113	San Antonio	L	0-1	10,262
2	10/31	89-95	@Dallas	L	0-2	7865
3	11/4	129-128	San Diego	W	1-2	5954
4	11/6	90-86	Houston	W	2-2	6187
5	11/10	107-119	@Chicago	L	2-3	6697
6	11/11	100-115	@Boston	L	2-4	15,320
7	11/13	85-105	@Philadelphia	L	2-5	10,289
8	11/14	92-103	@New Jersey	L	2-6	12,015
9	11/17	124-110	@New York	W	3-6	8824
10	11/19	99-102	@Indiana	L	3-7	5786
11	11/21	121-128	@Denver	L	3-8	12,015
12	11/25	122-129*	Detroit	L	3-9	8024
13	11/27	115-123	Denver	L	3-10	6317
14	11/29	104-100	Golden State	W	4-10	6151
15	12/1	106-104	@Houston	W	5-10	10,027
16	12/2	107-112	Portland	L	5-11	7380
17	12/4	112-109	Seattle	W	6-11	6428
18	12/6	106-119	@LA Lakers	L	6-12	15,321
19	12/9	113-109*	Dallas	W	7-12	5964
20	12/11	102-122	@Utah	L	7-13	6336
21	12/12	96-98	@Golden State	L	7-14	8973
22	12/16	97-81	Phoenix	W	8-14	5199
23	12/18	100-95	Utah	W	9-14	8294
24	12/19	87-95	@Phoenix	L	9-15	11,257
25	12/22	106-101	@Milwaukee	W	10-15	10,988
26	12/23	95-114	@Cleveland	L	10-16	2843
27	12/26	119-124*	Boston	L	10-17	13,599
28	12/29	92-104	@Dallas	L	10-18	9231
29	12/30	120-116	Denver	W	11-18	7659
30	1/1	93-125	@Golden State	L	11-19	7355
31	1/3	116-127*	@Portland	L	11-20	12,666
32	1/5	104-112	@San Diego	L	11-21	3422
33	1/7	107-103	New York	W	12-21	5808
34	1/9	100-113	@San Antonio	L	12-22	10,656
35	1/12	126-139	@Denver	L	12-23	9849
36	1/13	117-104	Cleveland	W	13-23	6384
37	1/15	114-104	New Jersey	W	14-23	6529
38	1/17	97-109	LA Lakers	L	14-24	8679
39	1/19	112-120	@Houston	L	14-25	9187
40	1/21	94-110	Dallas	L	14-26	6881
41	1/23	106-109*	Washington	L	14-27	5859
42	1/27	103-110	Seattle	L	14-28	8125
43	1/28	115-126	@San Antonio	L	14-29	9339
44	2/2	97-102	@Portland	L	14-30	12,666
45	2/3	87-97	@Seattle	L	14-31	14,188
46	2/5	109-102	San Antonio	W	15-31	6005
47	2/7	110-126	Houston	L	15-32	6172
48	2/10	125-102	LA Lakers	W	16-32	8180
49	2/12	114-129	Utah	L	16-33	6263
50	2/14	93-103	Golden State	L	16-34	6114
51	2/16	106-119	@Denver	L	16-35	7203
52	2/17	110-107	Phoenix	W	17-35	5676
53	2/19	113-97	San Diego	W	18-35	6284
54	2/21	104-110	Milwaukee	L	18-36	6078
55	2/23	94-103	@Atlanta	L	18-37	7452
56	2/24	111-123	Portland	L	18-38	6222
57	2/26	98-100	@Washington	L	18-39	7492
58	2/27	119-127*	@Detroit	L	18-40	25,012
59	3/2	125-117	@Utah	W	19-40	7256
60	3/3	120-82	Indiana	W	20-40	6326
61	3/5	98-110	@Phoenix	L	20-41	11,912
62	3/7	124-122**	Chicago	W	21-41	6140
63	3/9	99-105	@LA Lakers	L	21-42	11,614
64	3/11	113-107	@San Diego	W	22-42	3545
65	3/14	114-128	Philadelphia	L	22-43	10,510
66	3/17	117-116	@Golden State	W	23-43	7552
67	3/19	103-109	Seattle	L	23-44	5751
68	3/21	118-97	San Diego	W	24-44	5668
69	3/24	110-106	Atlanta	W	25-44	5248
70	3/26	87-96	@Dallas	L	25-45	7896
71	3/28	111-116	LA Lakers	L	25-46	8270
72	3/30	99-109	@Portland	L	25-47	12,666
73	3/31	116-109	@Seattle	W	26-47	16,097
74	4/2	118-127	@Utah	L	26-48	6605
75	4/4	95-104	@Phoenix	L	26-49	10,916
76	4/7	113-118	@San Antonio	L	26-50	8759
77	4/9	115-99	Utah	W	27-50	4960
78	4/11	121-126	San Antonio	L	27-51	4929
79	4/13	95-99	@Houston	L	27-52	11,133
80	4/14	114-95	Dallas	W	28-52	7164
81	4/16	123-121	Denver	W	29-52	6013
82	4/18	106-104	Houston	W	30-52	6908

* = OT

Final Statistics

Player	G.	Min.	FGM	FGA	Pct.	FTM	FTA	Pct.	Off.	Def.	Tot.	Ast.	PF	DQ	Stl.	Blk.	Pts.	Avg.
Cliff Robinson* (KC)	38	1229	322	708	.455	125	180	.694	83	239	322	71	120	1	46	60	769	20.2
Mike Woodson (KC)	76	2186	508	1001	.507	198	254	.780	97	137	234	206	199	2	135	33	1221	16.1
Steve Johnson	78	1741	395	644	.613	212	330	.642	152	307	459	91	372	25	39	89	1002	12.8
Ernie Grunfeld	81	1892	420	822	.511	188	229	.821	55	127	182	276	191	0	72	39	1030	12.7
Reggie Johnson (KC)	31	783	163	293	.556	51	72	.708	54	135	189	31	117	4	20	27	377	12.2
Reggie King	80	2609	383	752	.509	201	285	.705	162	361	523	173	221	6	84	29	967	12.1
Larry Drew	81	1973	358	757	.473	150	189	.794	30	119	149	419	150	0	110	1	874	10.8
Phil Ford	72	1952	285	649	.439	136	166	.819	24	81	105	451	160	0	63	1	713	9.9
Eddie Johnson	74	1517	295	643	.459	99	149	.664	128	194	322	109	210	6	50	14	690	9.3
Joe Meriweather	18	380	47	91	.516	31	40	.775	25	63	88	17	68	1	13	21	125	6.9
Kevin Loder	71	1139	208	448	.464	77	107	.720	69	126	195	88	147	0	35	30	493	6.9
Ken Dennard	30	607	62	121	.512	26	40	.650	47	86	133	42	81	0	35	8	150	5.0
John Lambert* (KC)	42	493	60	139	.432	21	28	.750	36	91	127	24	80	0	12	10	142	3.4
Sam Lacey* (KC)	2	20	3	5	.600	0	2	.000	0	4	4	4	2	0	2	1	6	3.0
Leon Douglas	63	1093	70	140	.500	32	80	.400	111	179	290	35	210	5	15	38	172	2.7
Charles Whitney	23	266	25	71	.352	4	7	.571	13	27	40	19	31	0	12	1	54	2.3
Kings	*82*	*19715*	*3604*	*7284*	*.495*	*1551*	*2158*	*.719*	*1086*	*2276*	*3362*	*2056*	*2359*	*50*	*743*	*402*	*8785*	*107.1*
Opponents	*82*	*19715*	*3493*	*6984*	*.500*	*2005*	*2653*	*.756*	*1171*	*2552*	*3723*	*1853*	*2136*	*30*	*707*	*450*	*9039*	*110.2*

3-Pt. FG: Kansas City 26-130 (.200); Drew 8-27 (.296); Woodson (K.C.) 7-24 (.292); Ford 7-32 (.219); Grunfeld 2-14 (.143); *Lambert 1-6 (.167); E. Johnson 1-11 (.091); Loder 0-11; *Robinson 0-3; R. Johnson (K.C.) 0-1; Whitney 0-1. Opponents 48-158 (.304).

* Did not finish season with team

1982-83 KANSAS CITY KINGS



45-37
3rd - Midwest Division

Front row — from left to right, LaSalle Thompson, Joe Meriweather, Ken Dennard, Steve Johnson, Eddie Nealy, Reggie King. Back row — from left to right, President and General Manager Joe Axelson, Trainer Bill Jones, Larry Drew, Ray Williams, Eddie Johnson, Kevin Loder, Mike Woodson, Brook Steppe, Assistant Coach Frank Hamblen, Head Coach Cotton Fitzsimmons.

G	Date	Score	Opponent	W/L	Rec.	Att.
1	10/29	113-111	Portland	W	1-0	12,492
2	11/2	119-112	Milwaukee	W	2-0	7442
3	11/5	113-118	Dallas	L	2-1	7357
4	11/9	117-139	@LA Lakers	L	2-2	12,402
5	11/10	100-106	@Phoenix	L	2-3	10,148
6	11/13	112-111	@San Diego	W	3-3	6437
7	11/16	105-102	@San Antonio	W	4-3	8943
8	11/20	127-120	@Dallas	W	5-3	9911
9	11/24	122-112	Detroit	W	6-3	8225
10	11/25	88-79	@Houston	W	7-3	8583
11	11/27	105-99	Phoenix	W	8-3	8107
12	11/28	110-118	@Cleveland	L	8-4	1989
13	11/30	103-112	@New Jersey	L	8-5	9662
14	12/1	143-132	Chicago	W	9-5	5425
15	12/3	107-123	Golden State	L	9-6	5882
16	12/5	106-103	Seattle (St. Louis)	W	10-6	8180
17	12/8	101-102*	San Antonio	L	10-7	6211
18	12/10	118-106	San Diego	W	11-7	5435
19	12/11	122-110	@San Antonio	W	12-7	9044
20	12/15	119-118	New Jersey	W	13-7	7440
21	12/17	90-93	@Seattle	L	13-8	11,263
22	12/18	106-90	@Golden State	W	14-8	7268
23	12/20	117-119*	@Utah	L	14-9	7082
24	12/22	146-102	Denver	W	15-9	6439
25	12/26	120-118	Utah	W	16-9	6059
26	12/28	129-124	Boston	W	17-9	16,482
27	12/30	107-113	Portland	L	17-10	9704
28	1/2	108-104	@Atlanta	W	18-10	4558
29	1/4	121-137	@Denver	L	18-11	7989
30	1/5	138-118	Denver	W	19-11	7222
31	1/7	139-117	Utah	W	20-11	7818
32	1/8	113-125	@Philadelphia	L	20-12	16,522
33	1/11	98-106	@Utah	L	20-13	8595
34	1/12	118-113	San Antonio	W	21-13	8719
35	1/14	120-127	@San Diego	L	21-14	3012
36	1/15	110-121	@Portland	L	21-15	12,666
37	1/16	96-111	@Seattle	L	21-16	14,253
38	1/19	91-88	New York	W	22-16	11,565
39	1/21	115-108	Houston	W	23-16	7129
40	1/23	92-102	Phoenix	L	23-17	7065
41	1/25	112-119	@Denver	L	23-18	8133
42	1/26	115-125	Dallas	L	23-19	5156
43	1/28	99-114	Philadelphia	L	23-20	16,896
44	1/29	122-133	@Indiana	L	23-21	5161
45	1/31	97-114	@New York	L	23-22	8046
46	2/2	117-115	@Washington	W	24-22	4827
47	2/4	125-143	LA Lakers (St. Louis)	L	24-23	19,206
48	2/6	106-116	@LA Lakers	L	24-24	17,505
49	2/8	115-116*	@Houston	L	24-25	6506
50	2/9	103-98	Golden State	W	25-25	6084
51	2/16	102-111	Phoenix (St. Louis)	L	25-26	6078
52	2/18	124-118	LA Lakers	W	26-26	15,116
53	2/20	128-106	Houston	W	27-26	5737
54	2/23	113-107	Washington	W	28-26	5525
55	2/25	125-131	San Antonio	L	28-27	9079
56	2/26	107-118	@Dallas	L	28-28	14,039
57	3/1	111-129	@Boston	L	28-29	15,320
58	3/3	125-118	@Detroit	W	29-29	7258
59	3/4	120-103	Indiana	W	30-29	6414
60	3/6	144-105	San Diego	W	31-29	5566
61	3/9	129-113	Dallas	W	32-29	11,556
62	3/11	100-108	@Milwaukee	L	32-30	11,052
63	3/13	115-120*	Seattle	L	32-31	7754
64	3/15	98-115	@Portland	L	32-32	12,666
65	3/16	102-110	@Seattle	L	32-33	10,981
66	3/18	96-109	@LA Lakers	L	32-34	15,817
67	3/20	128-114	Golden State	W	33-34	5773
68	3/22	117-94	Cleveland	W	34-34	4924
69	3/24	95-112	@Phoenix	L	34-35	10,087
70	3/26	114-111	@Dallas	W	35-35	14,574
71	3/27	110-95	Portland	W	36-35	6495
72	3/29	111-95	@Houston	W	37-35	6291
73	4/1	135-119	@San Diego	W	38-35	3267
74	4/2	122-112	@Golden State	W	39-35	5232
75	4/5	113-130	@San Antonio	L	39-36	7887
76	4/6	130-113	Denver	W	40-36	7130
77	4/8	112-97	Utah	W	41-36	8664
78	4/9	108-102	@Utah	W	42-36	8968
79	4/12	112-102	@Chicago	W	43-36	3936
80	4/13	114-103	Atlanta	W	44-36	8429
81	4/15	117-102	Houston	W	45-36	8379
82	4/17	116-125	@Denver	L	45-37	17,619

* = OT

Final Statistics

Player	G.	Min.	FGM	FGA	Pct.	FTM	FTA	Pct.	Off.	Def.	Tot.	Ast.	PF	DQ	Stl.	Blk.	Pts.	Avg.
Larry Drew	75	2690	599	1218	.492	310	378	.820	44	163	207	610	207	1	126	10	1510	20.1
Eddie Johnson	82	2933	677	1370	.494	247	317	.779	191	310	501	216	259	3	70	20	1621	19.8
Mike Woodson	81	2426	584	1154	.506	298	377	.790	84	164	248	254	203	0	137	59	1473	18.2
Ray Williams	72	2170	419	1068	.392	256	333	.769	93	234	327	569	248	3	120	26	1109	15.4
Steve Johnson	79	1544	371	595	.624	186	324	.574	140	258	398	95	323	9	40	83	928	11.7
Reggie Johnson* (KC)	50	992	178	355	.501	73	100	.730	75	126	201	48	150	2	18	26	430	8.6
Joe Meriweather	78	1706	258	453	.570	102	163	.626	150	274	424	64	285	4	47	86	618	7.9
LaSalle Thompson	71	987	147	287	.512	89	137	.650	133	242	375	33	186	1	40	61	383	5.4
Kevin Loder	66	818	138	300	.460	53	80	.663	37	88	125	72	98	0	29	8	334	5.1
Reggie King	58	995	104	225	.462	73	96	.760	91	149	240	58	94	1	28	11	281	4.8
Ed Nealy	82	1643	147	247	.595	70	114	.614	170	315	485	62	247	4	68	12	364	4.4
Brook Steppe	62	606	84	176	.477	76	100	.760	25	48	73	68	92	0	26	3	245	4.0
Ken Dennard	22	224	11	34	.324	6	9	.667	20	32	52	6	27	0	16	1	28	1.3
Leon Douglas*	5	46	2	3	.667	0	2	.000	3	4	7	0	13	0	0	3	4	0.8
Kings	*82*	*19780*	*3719*	*7485*	*.497*	*1839*	*2530*	*.727*	*1256*	*2407*	*3663*	*2155*	*2432*	*28*	*765*	*409*	*9328*	*113.8*
Opponents	*82*	*19780*	*3531*	*7250*	*.487*	*2107*	*2885*	*.730*	*1250*	*2403*	*3653*	*1997*	*2245*	*37*	*809*	*439*	*9209*	*112.3*

3-Pt. FG: Kansas City 51-215 (.237); Loder 5-9 (.556); E. Johnson 20-71 (.282); *R. Johnson 1-4 (.250); Woodson 7-33 (.212); Williams 15-74 (.203); Steppe 1-7 (.143); Drew 2-16 (.125); Thompson 0-1. Opponents 40-188 (.213).
* Did not finish season with team

1983-84 KANSAS CITY KINGS



38-44
Tied 3rd - Midwest Division

Front row — from left to right, Eddie Johnson, Eddie Nealy, LaSalle Thompson, Dave Robisch, Joe Meriweather, Mark Olberding, Larry Micheaux. Back row — from left to right, Trainer Bill Jones, President and General Manager Joe Axelson, Dane Suttle, Mike Woodson, Billy Knight, Reggie Theus, Don Buse, Larry Drew, Assistant Coach Frank Hamblen, Head Coach Cotton Fitzsimmons.

G	Date	Score	Opponent	W/L	Rec.	Att.
1	10/28	107-117	LA Lakers	L	0-1	15,782
2	10/30	116-121	Seattle	L	0-2	6479
3	11/1	116-114	Golden State	W	1-2	8140
4	11/3	128-131	Denver	L	1-3	6035
5	11/5	123-106	Houston	W	2-3	12,355
6	11/8	97-100	@Chicago	L	2-4	4647
7	11/9	93-95	@Milwaukee	L	2-5	9285
8	11/11	100-108	@Philadelphia	L	2-6	16,027
9	11/12	106-131	@Detroit	L	2-7	10,288
10	11/15	101-100	@Washington	W	3-7	4605
11	11/17	129-128	@San Antonio	W	4-7	7192
12	11/22	118-99	San Diego	W	5-7	5702
13	11/25	96-98	@Dallas	L	5-8	13,873
14	11/26	117-116	Utah	W	6-8	7424
15	11/28	113-104	Portland	W	7-8	5604
16	11/30	120-118	@Phoenix	W	8-8	8507
17	12/1	95-106	@Golden State	L	8-9	4463
18	12/3	107-112	@Utah	L	8-10	8314
19	12/6	112-103	Dallas	W	9-10	6033
20	12/8	106-129	@LA Lakers	L	9-11	11,911
21	12/10	119-103	Indiana	W	10-11	7241
22	12/14	105-99	@Seattle	W	11-11	8554
23	12/15	116-119	@Golden State	L	11-12	4971
24	12/17	99-119	@Phoenix	L	11-13	9338
25	12/20	131-114	Denver	W	12-13	4751
26	12/23	126-122	San Antonio	W	13-13	5356
27	12/27	109-112	Philadelphia	L	13-14	17,009
28	12/29	127-138	@San Antonio	L	13-15	8572
29	12/30	96-99	San Diego	L	13-16	6944
30	1/3	104-123	@Portland	L	13-17	12,666
31	1/4	121-122	@San Diego	L	13-18	3552
32	1/6	110-130	@Utah	L	13-19	10,898
33	1/7	100-98	Phoenix	W	14-19	9495
34	1/10	112-102	Dallas	W	15-19	5608
35	1/12	89-95	LA Lakers	L	15-20	9131
36	1/14	104-109	@Houston	L	15-21	9818
37	1/15	109-96	San Diego	W	16-21	7502
38	1/17	113-122	Boston	L	16-22	11,478
39	1/20	114-116	@Denver	L	16-23	10,997
40	1/21	94-114	@Portland	L	16-24	12,666
41	1/24	113-104	New Jersey	W	17-24	6090
42	1/26	106-114	Seattle	L	17-25	6921
43	1/31	107-122	Houston	L	17-26	7151
44	2/1	110-119	@Boston	L	17-27	14,890
45	2/3	114-112	@New Jersey	W	18-27	12,873
46	2/4	107-100	Denver	W	19-27	9053
47	2/7	110-112*	Milwaukee	L	19-28	6141
48	2/8	118-110	@San Antonio	W	20-28	7137
49	2/10	96-115	@Dallas	L	20-29	13,854
50	2/11	94-91	Washington	W	21-29	6667
51	2/14	100-106	New York	L	21-30	6193
52	2/16	121-99	Utah	W	22-30	5443
53	2/18	111-106	Atlanta Hawks	W	23-30	11,190
54	2/21	119-112	Detroit	W	24-30	8145
55	2/23	95-107	Phoenix	L	24-31	11,209
56	2/25	136-148	@Denver	L	24-32	13,808
57	2/28	142-137**	Cleveland	W	25-32	11,220
58	3/1	108-101	@Houston	W	26-32	7633
59	3/2	94-108	@Dallas	L	26-33	13,010
60	3/3	105-103	Dallas	W	27-33	9776
61	3/6	128-110	Portland	W	28-33	8889
62	3/8	115-110	Chicago	W	29-33	6396
63	3/11	109-115	Golden State	L	29-34	6607
64	3/14	101-93	@Atlanta Hawks	W	30-34	4899
65	3/15	108-107	@Indiana	W	31-34	7803
66	3/17	109-123	@New York	L	31-35	9440
67	3/18	108-97	@Cleveland	W	32-35	2796
68	3/20	115-102	@Houston	W	33-35	7143
69	3/21	116-123	LA Lakers	L	33-36	17,164
70	3/23	116-126	@Denver	L	33-37	11,952
71	3/24	125-118	San Antonio	W	34-37	13,747
72	3/27	106-110	@Utah	L	34-38	9110
73	3/28	94-111	@Seattle	L	34-39	9115
74	3/29	113-120	@Portland	L	34-40	12,666
75	3/31	105-103	Utah	W	35-40	13,546
76	4/3	109-113	@Phoenix	L	35-41	13,627
77	4/4	121-116	@San Diego	W	36-41	3203
78	4/6	97-112	@LA Lakers	L	36-42	17,505
79	4/7	89-98	@Golden State	L	36-43	9000
80	4/10	113-125	Seattle	L	36-44	11,512
81	4/12	114-102	San Antonio	W	37-44	12,994
82	4/14	108-96	Houston	W	38-44	16,147

* = OT

1983-84 Playoffs

First Round (0-3)	April 18	Kansas City	105	@	Los Angeles 116
	April 20	Kansas City	102	@	Los Angeles 109
	April 22	Kansas City	102	vs.	Los Angeles 108

Final Statistics

Player	G.	Min.	FGM	FGA	Pct.	FTM	FTA	Pct.	Off.	Def.	Tot.	Ast.	PF	DQ	Stl.	Blk.	Pts.	Avg.
Eddie Johnson	82	2920	753	1552	.485	268	331	.810	165	290	455	296	266	4	76	21	1794	21.9
Larry Drew	73	2363	474	1026	.462	243	313	.776	33	113	146	558	170	0	121	10	1194	16.4
Reggie Theus (KC)	30	897	170	388	.438	130	173	.751	29	54	83	210	93	1	29	9	474	15.8
Mike Woodson	71	1838	389	816	.477	247	302	.818	62	113	175	175	174	2	83	28	1027	14.5
Billy Knight	75	1885	358	729	.491	243	283	.859	89	166	255	160	122	0	54	6	963	12.8
LaSalle Thompson	80	1915	333	637	.523	160	223	.717	260	449	709	86	327	8	71	145	826	10.3
Steve Johnson	50	893	189	342	.553	101	177	.571	94	158	252	63	188	7	22	48	479	9.6
Mark Olberding	81	2160	249	504	.494	261	318	.821	119	326	445	192	291	2	50	28	759	9.4
Joe Meriweather	73	1501	193	363	.532	94	123	.764	111	242	353	51	247	8	35	61	480	6.6
Dane Suttle	40	469	109	214	.509	40	47	.851	21	25	46	46	46	0	20	0	258	6.5
Dave Robisch (KC)	8	162	18	48	.375	11	13	.846	12	17	29	6	15	0	3	1	47	5.9
Don Buse	76	1327	150	352	.426	63	80	.788	29	87	116	303	62	0	86	1	381	5.0
Kevin Loder* (KC)	10	133	19	43	.442	9	13	.692	7	11	18	14	15	0	3	5	48	4.8
Larry Micheaux	39	332	49	90	.544	21	39	.538	40	73	113	19	46	0	21	11	119	3.1
Ed Nealy	71	960	63	126	.500	48	60	.800	73	149	222	50	138	1	41	9	174	2.5
Kings	*82*	*19755*	*3516*	*7230*	*.486*	*1939*	*2495*	*.777*	*1144*	*2273*	*3417*	*2229*	*2200*	*33*	*715*	*383*	*9023*	*110.0*
Opponents	*82*	*19755*	*3601*	*7169*	*.502*	*1909*	*2510*	*.761*	*1126*	*2387*	*3513*	*2108*	*2191*	*30*	*660*	*493*	*9144*	*111.5*

3-Pt. FG: Kansas City 52-189 (.275); *Loder 1-3 (.333); E. Johnson 20-64 (.313); Buse 18-59 (.305); Drew 3-10 (.300); Knight 4-14 (.286); Woodson 2-8 (.250); Theus (K.C.) 4-27 (.148); Suttle 0-3; Olberding 0-1. Opponents 33-164 (.201).

* Did not finish season with team

1984-85 KANSAS CITY KINGS

31-51
5th - Midwest Division

Front row — from left to right, Don Buse, Larry Drew, Eddie Johnson, LaSalle Thompson, Mark Olberding, Reggie Theus, Mike Woodson. Back row — from left to right, Assistant Coach Frank Hamblen, Head Coach Phil Johnson, Joe Meriweather, Mark McNamara, Otis Thorpe, Peter Verhoeven, David Pope, President and General Manager Joe Axelson, Trainer Bill Jones.

G	Date	Score	Opponent	W/L	Rec.	Att.
1	10/27	119-140	Portland	L	0-1	11,321
2	10/30	104-109	Chicago	L	0-2	9391
3	11/1	106-109	Houston	L	0-3	11,640
4	11/3	114-128	Denver	L	0-4	6440
5	11/6	94-108	@Houston	L	0-5	13,590
6	11/9	101-99	@New Jersey	W	1-5	9492
7	11/10	100-113	@New York	L	1-6	9373
8	11/16	116-128	@LA Lakers	L	1-7	13,287
9	11/17	113-121	@LA Clippers	L	1-8	7335
10	11/20	129-122	Utah	W	2-8	7132
11	11/21	92-97	@Washington	L	2-9	4862
12	11/23	122-105	@Indiana	W	3-9	11,504
13	11/24	124-135	Boston	L	3-10	17,341
14	11/27	96-104	@Seattle	L	3-11	5160
15	11/29	107-110	@Golden State	L	3-12	3782
16	11/30	121-130	@LA Lakers	L	3-13	12,766
17	12/5	121-100	Atlanta	W	4-13	5355
18	12/7	113-121	@Phoenix	L	4-14	10,306
19	12/9	120-123	@Utah (Las Vegas)	L	4-15	4070
20	12/11	121-120	San Antonio	W	5-15	5687
21	12/12	107-116	@Dallas	L	5-16	14,226
22	12/14	123-117	@Denver	W	6-16	6497
23	12/15	110-105	Seattle	W	7-16	5732
24	12/18	127-116	Phoenix	W	8-16	4498
25	12/20	118-113	@Portland	W	9-16	12,666
26	12/22	129-123	Detroit	W	10-16	6190
27	12/26	122-133	@Utah	L	10-17	8790
28	12/27	96-92	Houston	W	11-17	12,986
29	12/29	115-123	Indiana	L	11-18	5961
30	1/2	107-115	Phoenix	L	11-19	5760
31	1/4	132-112	LA Clippers	W	12-19	5272
32	1/5	107-135	@Dallas	L	12-20	17,007
33	1/7	110-101	Golden State	W	13-20	4794
34	1/8	110-112	@Houston	L	13-21	13,406
35	1/10	110-117*	Dallas	L	13-22	4997
36	1/11	121-143	@Denver	L	13-23	7410
37	1/13	114-119	@Seattle	L	13-24	7814
38	1/15	112-116	Cleveland	L	13-25	4720
39	1/17	130-141	San Antonio	L	13-26	5995
40	1/19	103-98	Washington	W	14-26	6335
41	1/22	113-117	@San Antonio	L	14-27	7958
42	1/24	119-120	Milwaukee	L	14-28	6228
43	1/26	120-111	Golden State	W	15-28	4999
44	1/29	97-103	@Chicago	L	15-29	7216
45	1/30	116-120	@Detroit	L	15-30	9556
46	2/1	123-142	@Boston	L	15-31	14,890
47	2/2	106-124	@Cleveland	L	15-32	3775
48	2/5	135-116	San Antonio	W	16-32	3629
49	2/7	96-114	Utah	L	16-33	5153
50	2/12	109-127	@San Antonio	L	16-34	7155
51	2/14	123-138	Denver	L	16-35	6256
52	2/16	111-106	@Seattle	W	17-35	6685
53	2/17	96-115	@Portland	L	17-36	12,666
54	2/19	116-96	Portland	W	18-36	3424
55	2/21	117-123	LA Lakers	L	18-37	9606
56	2/23	98-121	Dallas	L	18-38	6193
57	2/26	110-103	Phoenix	W	19-38	3451
58	2/28	119-127	Philadelphia	L	19-39	11,638
59	3/2	111-114	@Phoenix	L	19-40	14,502
60	3/3	126-122*	@LA Clippers	W	20-40	7374
61	3/5	134-113	New Jersey	W	21-40	3558
62	3/7	142-140	Denver	W	22-40	3475
63	3/8	114-127	@Milwaukee	L	22-41	11,052
64	3/10	129-111	LA Clippers	W	23-41	4367
65	3/12	120-114	Portland	W	24-41	3482
66	3/13	100-118	@Dallas	L	24-42	16,963
67	3/15	112-115	@Utah	L	24-43	9703
68	3/17	107-101	Utah	W	25-43	3737
69	3/20	118-117*	@Philadelphia	W	26-43	8874
70	3/22	121-102	@Atlanta	W	27-43	13,890
71	3/23	113-105	New York	W	28-43	4554
72	3/25	121-106	Seattle	W	29-43	3787
73	3/26	93-115	@Houston	L	29-44	11,438
74	3/28	115-133	@Denver	L	29-45	10,449
75	3/30	137-121	Golden State	W	30-45	4999
76	4/3	122-124	@LA Clippers	L	30-46	7541
77	4/5	125-132	@LA Lakers	L	30-47	14,625
78	4/6	125-141	@Golden State	L	30-48	4836
79	4/9	117-105	Dallas	W	31-48	3862
80	4/11	123-125	Houston	L	31-49	7396
81	4/12	112-117	@San Antonio	L	31-50	7317
82	4/14	116-122	LA Lakers	L	31-51	11,371

* = OT

Final Statistics

Player	G.	Min.	FGM	FGA	Pct.	FTM	FTA	Pct.	Off.	Def.	Tot.	Ast.	PF	DQ	Stl.	Blk.	Pts.	Avg.
Eddie Johnson	82	3029	769	1565	.491	325	373	.871	151	256	407	273	237	2	83	22	1876	22.9
Mike Woodson	78	1998	530	1068	.496	264	330	.800	69	129	198	143	216	1	117	28	1329	17.0
Reggie Theus	82	2543	501	1029	.487	334	387	.863	106	164	270	656	250	0	95	18	1341	16.4
Larry Drew	72	2373	457	913	.501	154	194	.794	39	125	164	484	147	0	93	8	1075	14.9
Otis Thorpe	82	1918	411	685	.600	230	371	.620	187	369	556	111	256	2	34	37	1052	12.8
LaSalle Thompson	82	2458	369	695	.531	227	315	.721	274	580	854	130	328	4	98	128	965	11.8
Mike Olberding	81	2277	265	528	.502	293	352	.832	139	374	513	243	298	8	56	11	823	10.2
Billy Knight* (KC)	16	189	31	69	.449	13	16	.813	10	12	22	21	14	0	2	1	76	4.8
Joe Meriweather	76	1061	121	243	.498	96	124	.774	94	169	263	27	181	1	17	28	339	4.5
Don Buse	65	939	82	203	.404	23	30	.767	21	40	61	203	75	0	38	1	218	3.4
Ed Nealy	22	225	26	44	.591	10	19	.526	15	29	44	18	26	0	3	1	62	2.8
Mark McNamara (KC)	33	210	28	58	.483	23	44	.523	24	33	57	6	22	0	5	7	79	2.4
Peter Verhoeven	54	366	51	108	.472	21	25	.840	28	35	63	17	85	1	15	7	123	2.3
Dane Suttle*	6	24	6	13	.462	2	2	1.000	04	3	3	2	3	0	1	0	14	2.3
David Pope* (KC)	22	129	17	53	.321	7	13	.538	9	9	18	5	30	0	3	3	41	1.9
Kenny Natt* (KC)	4	16	0	1	.000	0	0	—	1	0	1	3	1	0	0	0	0	0.0
Kings	*82*	*19755*	*3664*	*7275*	*.504*	*2022*	*2595*	*.779*	*1167*	*2327*	*3494*	*2342*	*2169*	*19*	*661*	*300*	*9413*	*114.8*
Opponents	*82*	*19755*	*3805*	*7461*	*.510*	*1957*	*2546*	*.769*	*1166*	*2267*	*3433*	*2344*	*2205*	*30*	*761*	*512*	*9632*	*117.5*

3-Pt. FG: Kansas City 62-238 (.265); *Knight 1-1 (1.000); Meriweather 1-2 (.500); Buse 31-87 (.356); Drew 7-28 (.250); Johnson 13-54 (.241); Woodson 5-21 (.238); Theus 5-38 (.139); Olberding 0-3; Thorpe 0-2; *Pope 0-1; *Suttle 0-1; Verhoeven 0-1. Opponents 65-259 (.251).

* Did not finish season with team

1985-86 SACRAMENTO KINGS



Front row — from left to right, Reggie Theus, Mark Olberding, Otis Thorpe, Rich Kelley, Joe Kleine, LaSalle Thompson, Eddie Johnson. Back row — from left to right, Assistant Coach Jerry Reynolds, Assistant Coach Frank Hamblen, Head Coach Phil Johnson, Mike Bratz, Carl Henry, Terry Tyler, Mike Woodson, Larry Drew, President and General Manager Joe Axelson, Trainer Bill Jones.

Final Statistics

Player	G.	Min.	FGM	FGA	Pct.	FTM	FTA	Pct.	Off.	Def.	Tot.	Ast.	PF	DQ	Stl.	TO	Blk.	Pts.	Avg.
Eddie Johnson	82	2514	623	1311	.475	280	343	.816	173	246	419	214	237	0	54	191	17	1530	18.7
Reggie Theus	82	2919	546	1137	.480	405	490	.827	73	231	304	788	231	3	112	327	20	1503	18.3
Mike Woodson	81	2417	510	1073	.475	242	289	.837	94	132	226	197	215	1	92	145	37	1264	15.6
LaSalle Thompson	80	2377	411	794	.518	202	276	.732	252	518	770	168	295	8	71	184	109	1024	12.8
Larry Drew	75	1971	376	776	.485	128	161	.795	25	100	125	338	134	0	66	133	2	890	11.9
Otis Thorpe	75	1675	289	492	.587	164	248	.661	137	283	420	84	233	3	35	123	34	742	9.9
Terry Tyler	71	1651	295	649	.455	84	112	.750	109	204	313	94	159	0	64	94	108	674	9.5
Mark Olberding	81	2157	225	403	.558	162	210	.771	113	310	423	266	276	3	43	148	23	612	7.6
Joe Kleine	80	1180	160	344	.465	94	130	.723	113	260	373	46	224	1	24	107	34	414	5.2
Carl Henry	28	149	31	67	.463	12	17	.706	8	11	19	4	11	0	5	9	0	78	2.8
Michael Adams*	18	139	16	44	.364	8	12	.667	2	4	6	22	9	0	9	11	1	40	2.2
Mike Bratz	33	269	26	70	.371	14	18	.778	2	21	23	39	43	0	13	17	0	70	2.1
Rich Kelley	37	324	28	49	.571	18	22	.818	29	52	81	43	62	0	10	22	3	74	2.0
David Cooke*	6	38	2	11	.182	5	10	.500	5	5	10	1	5	0	4	2	0	9	1.5
Kings	*82*	*19780*	*3538*	*7220*	*.490*	*1818*	*2338*	*.778*	*1135*	*2377*	*3512*	*2304*	*2134*	*19*	*602*	*1553*	*388*	*8924*	*108.8*
Opponents	*82*	*19780*	*3566*	*7225*	*.494*	*1971*	*2609*	*.755*	*1142*	*2339*	*3481*	*2118*	*2083*	*29*	*751*	*1409*	*478*	*9176*	*111.9*

3-Pt. FG: Sacramento Kings 30-134 (.224); Henry 4-10 (.400); Drew 10-31 (.323); Bratz 4-14 (.286); Johnson 4-20 (.200); Theus 6-35 (.171); Woodson 2-13 (.154); *Adams 0-3; Tyler 0-3; Kelley 0-2; Olberding 0-2; Thompson 0-1. Opponents 73-281 (.260).

* Did not finish season with team

1985-86 Playoffs

Fifth Place in Midwest Division

First Round (0-3)	April 17	Sacramento	87	@	Houston	107
	April 19	Sacramento	103	@	Houston	111
	April 22	Sacramento	98	vs.	Houston	113

Team Notes

- With the seventh overall pick in the 1985 NBA Draft (June 18), the Kings made Arkansas forward Joe Kleine the club's first draft selection in the Sacramento era.
- On August 20, 1985, the Atlantic Richfield Company (ARCO) and the Sacramento Sports Association, owners of the Kings and the Sacramento Sports Arena, agreed to a 10-year sponsorship contract which included naming the facility ARCO Arena.
- On October 25, 1985, the LA Clippers defeated the Kings, 108-104, before a sold out crowd of 10,333 at ARCO Arena in the first regular season professional basketball game played in Sacramento.
- Kings clinched a berth in the Western Conference playoffs on April 5, 1986 with a 119-110 victory versus Phoenix.
- On April 22, 1986, in the third game of a first round Western Conference playoff matchup, the Houston Rockets defeated the Kings, 113-98, before a standing room only crowd at ARCO Arena. The Rockets went on to defeat the Kings, 3-0, in the series and advance to the NBA Finals before losing, 4-2, to the Boston Celtics.

1985-86 GAME-BY-GAME

G	DATE	SCORE	W/L +/-	OPPONENT	W/L	REC	KINGS HI. SCORER	OPPONENT HI. SCORER	ATT
1	10/25	104-108	-4	LA Clippers	L	0-1	Theus-24	Smith-36	10,333
2	10/26	112-123	-11	@Denver	L	0-2	Thorpe-24	English-32	9309
3	10/31	122-116	+6	Houston	W	1-2	Johnson-37	Olajuwon-30	10,333
4	11/2	113-119	-6	@Dallas	L	1-3	Thorpe-24	Aguirre-42	16,373
5	11/7	94-95	-1	Cleveland	L	1-4	Drew-23	Free-29	10,333
6	11/9	98-93	+5	Seattle	W	2-4	Woodson-17	McDaniel-18	10,333
7	11/10	111-117	-6	@Golden State	L	2-5	Thorpe-24	Short/Smith-21	11,568
8	11/12	115-126	-11	@Portland	L	2-6	Johnson/Drew-26	Vandeweghe-26	12,666
9	11/14	112-103	+9	Golden State	W	3-6	Johnson-29	Short-32	10,333
10	11/16	96-100	-4	Utah	L	3-7	Drew-24	Dantley-36	10,333
11	11/19	103-99	+4	@San Antonio	W	4-7	Woodson-26	Mitchell-18	5486
12	11/21	97-131	-34	Milwaukee	L	4-8	Johnson-28	Lister/Breuer-19	10,333
13	11/23	118-122	-4	@Denver	L	4-9	Johnson-22	Natt-29	11,793
14	11/24	103-118	-15	New Jersey	L	4-10	Theus/Wood-16	Birdsong-21	10,333
15	11/26	111-107	+4	Phoenix	W	5-10	Theus-25	Edwards-30	10,333
16	11/29	111-133	-22	@Dallas	L	5-11	Theus-23	Aguirre/Perkins-27	17,007
17	11/30	114-131	-17	@Houston	L	5-12	Theus-27	Olajuwon/Leavell-21	14,840
18	12/3	131-118	+13	Chicago	W	6-12	Johnson-29	Wooldridge-23	10,333
19	12/4	103-128	-25	@LA Clippers	L	6-13	Theus/Wood-14	Johnson-31	5472
20	12/7	122-112	+10	@Detroit	W	7-13	Woodson-29	Thomas-27	12,467
21	12/8	89-111	-22	@Washington	L	7-14	Woodson-18	Ruland-25	4553
22	12/10	100-106	-6	@New Jersey	L	7-15	Johnson-23	Richardson-23	9018
23	12/11	101-118	-17	@Boston	L	7-16	Henry-18	Bird-24	14,890
24	12/14	108-103	+5	@Chicago	W	8-16	Theus-21	Green-21	8823
25	12/15	82-140	-58	@Milwaukee	L	8-17	Theus-18	Cummings-21	10,103
26	12/17	132-121	+11	Detroit	W	9-17	Theus-27	Thomas-28	10,333
27	12/19	106-107	-1	@Phoenix	L	9-18	Theus-26	Nance-30	9429
28	12/21	116-117	-1	LA Lakers	L	9-19	Johnson-31	Johnson-24	10,333
29	12/26	121-131	-10	@Golden State	L	9-20	Johnson/Theus-30	Short-41	10,431
30	12/28	111-133	-22	LA Lakers	L	9-21	Theus/Thompson-21	Worthy-31	10,333
31	12/30	84-87	-3	Philadelphia	L	9-22	Johnson-16	Barkley-26	10,333
32	1/2	114-106	+8	San Antonio	W	10-22	Woodson-24	Matthews-23	10,333
33	1/4	112-107	+5	Denver	W	11-22	Woodson-28	English-28	10,333
34	1/6	106-87	+19	Washington	W	12-22	Woodson-21	Williams-22	10,333
35	1/8	88-87	+1	@Indiana	W	13-22	Woodson-25	Williams-18	6557
36	1/10	102-113	-11	@Philadelphia	L	13-23	Theus-23	Malone-26	12,147
37	1/11	101-105	-4	@Cleveland	L	13-24	Woodson-23	Free-24	8495
38	1/13	97-115	-18	@New York	L	13-25	Woodson-21	Ewing-24	12,571
39	1/14	104-115	-11	@Atlanta	L	13-26	Tyler-20	Wilkins-25	4343
40	1/17	125-111	+14	@Golden State	W	14-26	Woodson-31	Short-28	11,409
41	1/18	98-96*	+2	Seattle	W	15-26	Johnson-24	Sikma-30	10,333
42	1/21	119-110	+9	Dallas	W	16-26	Johnson-27	Blackman-23	10,333
43	1/23	107-124	-17	@Houston	L	16-27	Thompson-22	Reid-23	13,215
44	1/25	125-129	-4	Portland	L	16-28	Theus-28	Vandeweghe-33	10,333
45	1/26	121-116	+5	@Portland	W	17-28	Johnson-38	Vandeweghe-29	12,666
46	1/28	125-120	+5	Denver	W	18-28	Tyler-26	English-36	10,333
47	1/30	109-111	-2	Houston	L	18-29	Woodson-26	Lloyd-26	10,333
48	1/31	101-113	-12	@Utah	L	18-30	Theus-37	Dantley-33	10,545
49	2/3	94-90	+4	New York	W	19-30	Woodson-24	Ewing-18	10,333
50	2/6	115-106	+9	Seattle	W	20-30	Theus-23	Henderson/Young-18	10,333
51	2/11	105-100	+5	Boston	W	21-30	Woodson-27	Bird-29	10,333
52	2/13	114-123	-9	Atlanta	L	21-31	Theus-28	Wilkins-43	10,333
53	2/16	94-113	-19	@San Antonio	L	21-32	Drew-18	Lamp-16	7342
54	2/18	115-105	+10	Houston	W	22-32	Theus/Wood-22	Sampson-24	10,333
55	2/20	107-105	+2	San Antonio	W	23-32	Jhsn/Theus/Wood-18	Robertson-21	10,333
56	2/21	118-110	+8	@Phoenix	W	24-32	Johnson-36	Davis-31	12,345
57	2/23	127-124	+3	Golden State	W	25-32	Johnson-23	Short-34	10,333
58	2/25	102-100	+2	@Seattle	W	26-32	Johnson-20	Henderson-22	5069
59	2/28	121-100	+21	Indiana	W	27-32	Theus-27	Williams-25	10,333
60	3/1	94-110	-16	@Utah	L	27-33	Theus-17	Dantley-25	12,452
61	3/4	94-92	+2	Utah	W	28-33	Theus/Johnson-19	Dantley-36	10,333
62	3/6	105-116	-11	@Houston	L	28-34	Woodson-34	Sampson-35	12,802
63	3/8	121-122**	-1	@LA Lakers	L	28-35	Thorpe-28	Johnson-33	17,505
64	3/9	102-117	-15	Dallas	L	28-36	Woodson-17	Blackman-27	10,333
65	3/11	132-120	+12	San Antonio	W	29-36	Theus-33	Mitchell-31	10,333
66	3/12	127-120*	+7	@Dallas	W	30-37	Theus-32	Blackman-46	16,890
67	3/14	104-105	-1	@LA Clippers	L	30-37	Johnson-29	Benjamin-26	7717
68	3/16	113-119	-6	@Denver	L	30-38	Johnson-29	English-36	14,366
69	3/18	117-113	+4	Denver	W	31-38	Johnson-24	English-29	10,333
70	3/19	104-108	-4	@Phoenix	L	31-39	Theus-25	Davis-26	10,676
71	3/22	113-115	-2	LA Lakers	L	31-40	Theus-20	Worthy-32	10,333
72	3/23	102-112	-10	@Portland	L	31-41	Woodson-39	Drexler-32	12,666
73	3/25	116-99	+17	Portland	W	32-41	Drew/Theus/Tyler-18	Vanderweghe-23	10,333
74	3/27	103-101	+2	@Seattle	W	33-41	Theus-24	Sikma-24	5093
75	3/29	103-112	-9	LA Clippers	L	33-42	Thompson-20	Benjamin/Cage-21	10,333
76	4/1	109-99	+10	@San Antonio	W	34-42	Woodson-21	Mitchell-24	5371
77	4/3	105-135	-30	@LA Lakers	L	34-43	Woodson-19	Scott-24	17,505
78	4/5	119-110	+9	Phoenix	W	35-43	Theus-21	Davis-20	10,333
79	4/7	122-115	+7	Dallas	W	36-43	Theus-19	Aguirre-24	10,333
80	4/9	113-108	+5	@Utah	W	37-43	Johnson-26	Dantley-45	12,230
81	4/10	108-119	-11	Utah	L	37-44	Thompson-24	Bailey-22	10,333
82	4/12	92-105	-13	LA Lakers	L	37-45	Thompson-25	Scott-22	10,333

* overtime

1986-87 SACRAMENTO KINGS



Front row — from left to right, Mark Olberding, Eddie Johnson, Joe Kleine, LaSalle Thompson, Johnny Rogers, Otis Thorpe. Back row — from left to right, Head Coach Jerry Reynolds, President and General Manager Joe Axelson, Othell Wilson, Terry Tyler, Reggie Theus, Harold Pressley, Derek Smith, Franklin Edwards, Assistant Coach Don Buse, Trainer Bill Jones.

Final Statistics

Player	G.	Min.	FGM	FGA	Pct.	FTM	FTA	Pct.	Off.	Def.	Tot.	Ast.	PF	DQ	Stl.	TO	Blk.	Pts.	Avg.
Reggie Theus	79	2872	577	1223	.472	429	495	.867	86	180	266	692	208	3	78	289	16	1600	20.3
Otis Thorpe	82	2956	567	1050	.540	413	543	.761	259	560	819	201	292	11	46	189	60	1547	18.9
Eddie Johnson	81	2457	606	1309	.463	267	322	.829	146	207	353	251	218	4	42	163	19	1516	18.7
Derek Smith	52	1658	338	757	.447	178	228	.781	60	122	182	204	184	3	46	126	23	863	16.6
LaSalle Thompson	82	2166	362	752	.481	188	255	.737	237	450	687	122	290	6	69	143	126	912	11.1
Terry Tyler	82	1930	329	664	.495	101	140	.721	116	212	328	73	151	1	55	78	78	760	9.3
Joe Kleine	79	1658	256	543	.471	110	140	.786	173	310	483	71	213	2	35	90	30	622	7.9
Brook Steppe*	34	665	95	199	.477	73	88	.830	21	40	61	81	56	0	18	54	3	266	7.8
Harold Pressley	67	913	134	317	.423	35	48	.729	68	108	176	120	96	1	40	63	21	310	4.6
Johnny Rogers	45	468	90	185	.486	9	15	.600	30	47	77	26	66	0	9	20	8	189	4.2
Othell Wilson	53	789	82	185	.443	43	54	.796	28	53	81	207	67	0	42	77	4	210	4.0
Franklin Edwards	8	122	9	32	.281	10	14	.714	2	8	10	29	7	0	5	17	0	28	3.5
Mark Olberding	76	1002	69	165	.418	116	131	.885	50	135	185	91	144	0	18	56	9	254	3.3
Bruce Douglas*	8	98	7	24	.292	0	4	.000	5	9	14	17	9	0	9	9	0	14	1.8
Jerry Eaves*	3	26	1	8	.125	2	2	1.000	1	0	1	0	6	0	1	2	0	4	1.3
Kings	*82*	*19780*	*3522*	*7413*	*.475*	*1974*	*2479*	*.796*	*1282*	*2441*	*3723*	*2185*	*2007*	*31*	*513*	*1403*	*397*	*9095*	*110.9*
Opponents	*82*	*19780*	*3656*	*7469*	*.489*	*1922*	*2500*	*.769*	*1160*	*2355*	*3515*	*2154*	*2068*	*21*	*707*	*1210*	*487*	*9359*	*114.1*

3-Pt. FG: Sacramento Kings 77-307 (.251); *Steppe 3-9 (.333); Tyler 1-3 (.333); Johnson 37-118 (.314); Smith 9-33 (.273); Pressley 7-28 (.250); Theus 17-78 (.218); Wilson 3-18 (.167); Rogers 0-5; Thompson 0-5; Edwards 0-4; Thorpe 0-3; *Douglas 0-1; Kleine 0-1; Olberding 0-1. Opponents 125-395 (.316).

* Did not finish season with team

Team Notes

- Prior to the 1986-87 campaign, Kings officials announced the franchise had achieved a season ticket base of 9,600.
- Second-year forward Otis Thorpe received EDGE/NBA Player of the Week honors (Jan. 11-18) after averaging 23.3 ppg on .685 field goal shooting in leading the team to victories over Portland (120-118) and Seattle (125-115).
- With a 14-32 record, Head Coach Phil Johnson and Assistant Coach Frank Hamblen were relieved of their duties on February 9, 1987. Assistant Coach Jerry Reynolds was named interim head coach and former Kings guard Don Buse was named interim assistant coach.
- On April 22, 1987, the NBA Board of Governors granted the Kings a one-year extension on their request to delay completion of ARCO Arena II until the 1988-89 season. A divisional realignment was also announced, moving the Kings from the Midwest Division into the Pacific Division, beginning in 1988-89.
- On April 27, 1987, the Kings named NBA Hall of Fame center Bill Russell as head coach, effective June 1, 1987. Willis Reed joined the staff as an assistant coach on May 23, 1986.
- On May 19, 1987, Sacramento Basketball Banquet I was held honoring local high school, junior college, and collegiate basketball players and coaches, including California standout guard and Sacramento High School graduate Kevin Johnson. Otis Thorpe was selected by the media as the Kings Player of the Year. Jim Pollard was chosen as the California Basketball Legend and Indiana University Head Coach Bobby Knight was the keynote speaker.
- With the sixth overall selection in the 1987 NBA Draft, the Kings selected North Carolina guard Kenny Smith.

1986-87 GAME-BY-GAME

G	DATE	SCORE	W/L +/-	OPPONENT	W/L	REC	KINGS HI. SCORER	OPPONENT HI. SCORER	ATT
1	10/31	107-106	+1	LA Clippers	W	1-0	Theus-32	Maxwell-21	10,333
2	11/1	103-114	-11	@Seattle	L	1-1	Theus-25	McDaniel-27	6296
3	11/4	84-100	-16	Houston	L	1-2	Smith-22	Olajuwon-26	10,333
4	11/6	95-106	-11	New York	L	1-3	Smith-26	Cartwright-21	10,333
5	11/8	90-102	-12	@Houston	L	1-4	Steppe-17	Olajuwon/Wiggins-25	16,016
6	11/11	119-114	+5	Cleveland	W	2-4	Smith-25	Harper-34	10,333
7	11/12	110-108	+2	@Denver	W	3-4	Tyler-20	Alarie-20	7225
8	11/16	111-113	-2	@LA Lakers	L	3-5	Smith-26	Johnson-34	13,421
9	11/18	105-119	-14	@Seattle	L	3-6	Smith-21	Ellis-28	5411
10	11/20	92-83	+9	Indiana	W	4-6	Thorpe-20	Person-21	10,333
11	11/22	99-107	-8	Milwaukee	L	4-7	Tyler-23	Cummings-24	10,333
12	11/25	123-102	+21	Phoenix	W	5-7	Thorpe-27	Davis-28	10,333
13	11/26	117-129	-12	@Dallas	L	5-8	Johnson-26	Aguirre-29	16,954
14	11/28	97-103	-6	Golden State	L	5-9	Theus-30	Carroll-23	10,333
15	11/30	109-113	-4	Atlanta	L	5-10	Theus-28	Wilkins-27	10,333
16	12/2	124-127	-3	Dallas	L	5-11	Thorpe-30	Aguirre-32	10,333
17	12/4	102-106	-4	Portland	L	5-12	Johnson-22	Drexler-31	10,333
18	12/6	111-114	-3	Utah	L	5-13	Thompson-26	Tripucka/Griffith-20	10,333
19	12/9	120-107	+13	@New Jersey	W	6-13	Theus-33	Woolridge/Washington-27	7521
20	12/10	101-108	-7	@Detroit	L	6-14	Thorpe-23	Dantley-33	10,344
21	12/12	120-130	-10	@Atlanta	L	6-15	Johnson-28	Wilkins-28	11,808
22	12/13	106-119	-13	@Houston	L	6-16	Theus-26	Olajuwon-28	16,016
23	12/16	119-120	-1	Denver	L	6-17	Smith-31	English-45	10,333
24	12/18	117-113	+4	@LA Clippers	W	7-17	Theus-26	Woodson-28	6825
25	12/20	122-114	+8	Phoenix	W	8-17	Smith-27	Davis-28	10,333
26	12/23	117-127*	-10	LA Lakers	L	8-18	Theus/Thompson-20	Johnson-46	10,333
27	12/27	95-99	-4	Philadelphia	L	8-19	Thorpe-26	Robinson-23	10,333
28	12/29	102-119	-17	Boston	L	8-20	Kleine-17	Bird-27	10,333
29	1/2	109-115	-6	@Golden State	L	8-21	Theus-30	Carroll-35	11,726
30	1/4	111-128	-17	@Portland	L	8-22	Smith-25	Drexler-26	12,666
31	1/6	112-104	+8	Denver	W	9-22	Thorpe-27	English-30	10,333
32	1/9	99-109	-10	@Boston	L	9-23	Steppe-22	Parish-28	14,890
33	1/10	115-119	-4	@New York	L	9-24	Thorpe-25	Ewing-34	12,423
34	1/12	109-113	-4	@Washington	L	9-25	Thorpe-26	M. Malone-41	6215
35	1/13	89-113	-24	@Milwaukee	L	9-26	Thompson-19	Cummings-23	10,765
36	1/15	120-118	+2	Portland	W	10-26	Theus/Thorpe-29	Vandeweghe-37	10,333
37	1/17	125-115	+10	Seattle	W	11-26	Theus-29	McDaniel-37	10,333
38	1/20	123-114	+9	Golden State	W	12-26	Theus-31	Floyd-24	10,333
39	1/23	89-109	-20	@Portland	L	12-27	Thorpe/Tyler-12	Carr-20	12,666
40	1/24	138-113	+25	Detroit	W	13-27	Johnson-27	Dumars-24	10,333
41	1/27	118-115	+3	New Jersey	W	14-27	Thorpe-21	Woolridge-22	10,333
42	1/29	107-113	-6	San Antonio	L	14-28	Smith-21	Berry-24	10,333
43	1/31	113-142	-29	@Denver	L	14-29	Johnson-23	English-33	11,354
44	2/1	113-121	-8	Utah	L	14-30	Johnson-29	Green-24	10,333
45	2/3	95-101	-6	@Utah	L	14-31	Theus-26	Bailey-25	11,826
46	2/4	92-128	-36	@LA Lakers	L	14-32	Theus-25	Scott-21	14,729
47	2/10	98-114	-16	LA Lakers	L	14-33	Thorpe-27	Scott-30	10,333
48	2/12	129-125	+4	Dallas	W	15-33	Theus-24	Aguirre-40	10,333
49	2/14	136-111	+25	Washington	W	16-33	Smith-21	Cook-21	10,333
50	2/16	124-120*	+4	@Chicago	W	17-33	Thorpe-29	Jordan-43	13,771
51	2/18	119-129	-10	@Cleveland	L	17-34	Theus/Johnson-27	Daughtery-33	6231
52	2/20	91-123	-32	@Philadelphia	L	17-35	Theus-22	Toney-32	15,344
53	2/22	101-103	-2	@Indiana	L	17-36	Theus-32	Tisdale-35	14,460
54	2/24	112-106	+6	@San Antonio	W	18-36	Johnson-31	Mitchell-25	7306
55	2/25	101-108	-7	@Dallas	L	18-37	Theus-28	Blackman-35	17,007
56	2/28	106-111	+5	@LA Clippers	L	18-38	Thorpe-26	Benjamin-20	8575
57	3/2	117-114	+3	@Denver	W	19-38	Johnson/Thorpe-24	English-26	8144
58	3/4	102-108*	-6	Houston	L	19-39	Thorpe-30	Petersen-28	10,333
59	3/6	119-130	-11	@San Antonio	L	19-40	Johnson-38	Mitchell/Robertson-27	5606
60	3/7	102-105	-3	@Phoenix	L	19-41	Thorpe-26	Davis-36	12,037
61	3/10	114-125	-11	@Golden State	L	19-42	Theus-30	Carroll-31	10,816
62	3/12	109-113	-4	Utah	L	19-43	Johnson-36	Malone-37	10,333
63	3/14	116-123	-7	@Utah	L	19-44	Theus-29	Malone-29	12,212
64	3/15	107-106	+1	Seattle	W	20-44	Thorpe-22	Elis-40	10,333
65	3/17	106-108	-2	San Antonio	L	20-45	Thorpe-27	Robertson-30	10,333
66	3/19	104-105	-1	Dallas	L	20-46	Theus-18	Aguirre-28	10,333
67	3/21	97-112	-15	Chicago	L	20-47	Johnson-29	Jordan-40	10,333
68	3/22	121-129	-8	@LA Lakers	L	20-48	Theus-33	Johnson-33	17,505
69	3/24	128-116	+12	Portland	W	21-48	Johnson-26	Drexler-32	10,333
70	3/26	124-115	+9	Phoenix	W	22-48	Thorpe-24	W. Davis-26	10,333
71	3/28	113-91	+22	LA Clippers	W	23-48	Johnson-20	Woodson-25	10,333
72	3/31	129-132	-3	@Seattle	L	23-49	Thorpe-34	Chambers-36	6095
73	4/2	125-115	+10	@LA Clippers	W	24-49	Theus-32	Woodson-29	6719
74	4/4	120-108	+12	Houston	W	25-49	Thorpe-28	Reid-22	10,333
75	4/6	110-104	+6	@Utah	W	26-49	Thorpe-24	Tripucka-19	12,212
76	4/8	111-110	+1	@San Antonio	W	27-49	Johnson/Theus-24	Berry/Greenwood-20	5276
77	4/9	102-112	-10	@Houston	L	27-50	Thrope-30	Reid-26	16,279
78	4/11	118-124*	-6	Golden State	L	27-51	Theus-25	Carroll-31	10,333
79	4/13	123-118	+5	San Antonio	W	28-51	Theus-28	Berry/Greenwood-27	10,333
80	4/14	123-132	-9	@Phoenix	L	28-52	Johnson-32	Nance-35	11,369
81	4/16	123-117	+6	Denver	W	29-52	Thorpe-28	English-30	10,333
82	4/18	121-125	-4	@Dallas	L	29-53	Johnson-30	Aguirre-24	17,007

* overtime

1987-88 SACRAMENTO KINGS

Front row — from left to right, Harold Pressley, Otis Thorpe, Joe Kleine, Joe Arlauckas, Ed Pinckney, Reggie Theus. Back row — from left to right, Assistant Coach Phil Johnson, Michael Jackson, Conner Henry, Terry Tyler, Derek Smith, Kenny Smith, Head Coach Jerry Reynolds, Trainer Bill Jones.

Final Statistics

Player	G.	Min.	FGM	FGA	Pct.	FTM	FTA	Pct.	Off.	Def.	Tot.	Ast.	PF	DQ	Stl.	TO	Blk.	Pts.	Avg.
Reggie Theus	73	2653	619	1318	.470	320	385	.831	72	160	232	463	173	0	59	234	16	1574	21.6
Otis Thorpe	82	3072	622	1226	.507	460	609	.755	279	558	837	266	264	3	62	228	56	1704	20.8
Kenny Smith	61	2170	331	694	.477	167	204	.819	40	98	138	434	140	1	92	184	8	841	13.8
Mike McGee (Tot)	48	1003	223	530	.421	76	102	.745	55	73	128	71	81	0	52	65	6	575	12.0
Mike McGee (Sac)	37	886	201	478	.421	74	96	.771	51	61	112	58	75	0	47	58	6	524	14.2
Derek Smith	35	899	174	364	.478	87	113	.770	35	68	103	89	108	2	21	48	17	443	12.7
Joe Kleine	82	1999	324	686	.472	153	188	.814	179	400	579	93	228	1	28	107	59	801	9.8
Harold Pressley	80	2029	318	702	.453	103	130	.792	139	230	369	185	211	4	84	135	55	775	9.7
Franklin Edwards	16	414	54	115	.470	24	32	.750	4	15	19	92	10	0	10	47	1	132	8.3
LaSalle Thompson	69	1257	215	456	.471	118	164	.720	138	289	427	68	217	1	54	109	73	550	8.0
Conner Henry (Tot)	39	433	62	150	.413	39	47	.830	13	36	49	67	37	0	12	39	5	183	4.7
Conner Henry (Sac)	15	207	38	81	.469	26	30	.867	6	14	20	26	15	0	7	16	3	117	7.8
Ed Pinckney	79	1177	179	343	.522	133	178	.747	94	136	230	66	118	0	39	77	32	491	6.2
Terry Tyler	74	1185	184	407	.452	41	64	.641	87	155	242	56	85	0	43	43	47	410	5.5
Jawann Oldham	54	946	119	250	.476	59	87	.678	82	222	304	33	143	2	12	62	110	297	5.5
Joe Arlauckas	9	85	14	43	.326	6	8	.750	6	7	13	8	16	0	3	4	4	34	3.8
Michael Jackson	58	760	64	171	.374	23	32	.719	17	42	59	179	81	0	20	58	5	157	2.7
M. Nessley (Tot)	44	336	20	52	.385	8	18	.444	23	59	82	16	89	1	8	23	12	48	1.1
M. Nessley (Sac)	9	41	2	3	.667	1	4	.250	3	6	9	0	11	0	1	2	1	5	0.6
Kings	*82*	*19780*	*3458*	*7337*	*.471*	*1795*	*2324*	*.772*	*1232*	*2461*	*3693*	*2116*	*1895*	*14*	*582*	*1457*	*493*	*8855*	*108.0*
Opponents	*82*	*19780*	*3718*	*7465*	*.498*	*1771*	*2326*	*.761*	*1153*	*2424*	*3577*	*2176*	*1951*	*20*	*784*	*1195*	*533*	*9327*	*113.7*

3-Pt. FG: Sacramento Kings 144-450 (.320); Henry 15-31 (.484); Thompson 2-5 (.400); D. Smith 8-23 (.348); McGee 48-141 (.340); Pressley 36-110 (.327); K. Smith 12-39 (.308); Theus 16-59 (.271); Jackson 6-25 (.240); Tyler 1-7 (.143); Thorpe 0-6; Edwards 0-2. Opponents 120-370 (.324).

Team Notes

- In his Sacramento coaching debut (Nov. 6, 1987), Bill Russell guided the Kings to a 134-106 victory over the Golden State Warriors at ARCO Arena.
- On February 29, 1988, Assistant Coach Willis Reed resigned from his post with the Kings to accept the head coaching duties with the New Jersey Nets.
- Managing General Partner Gregg Lukenbill announced a reorganization of the Kings basketball staff on March 7, 1988. Head Coach Bill Russell, with a 17-41 record, was named vice president of basketball operations, Assistant Coach Jerry Reynolds was named head coach, and General Manager Joe Axelson was named vice president of business operations. Reynolds immediately chose former Kings coach Phil Johnson as his assistant. That evening, the Kings defeated the Denver Nuggets, 116-114, in overtime at ARCO Arena.
- Guard Kenny Smith earned All-Rookie honors after averaging 13.8 ppg, 2.3 rpg, and a team-leading 7.1 apg.
- In a Draft Day trade (June 28, 1988), the Kings acquired Atlanta's 1988 first-round draft choice (#18 overall) and guard Randy Wittman in exchange for guard Reggie Theus and the Kings' 1988 third-round choice. With the No. 18 pick, the Kings selected San Jose State guard Ricky Berry.

1987-88 GAME-BY-GAME

G	DATE	SCORE	W/L +/-	OPPONENT	W/L	REC	KINGS HI. SCORER	OPPONENT HI. SCORER	ATT
1	11/6	134-106	+28	Golden State	W	1-0	Thorpe-31	Floyd-29	10,333
2	11/7	100-121	-21	@Utah	L	1-1	Theus-28	Malone-22	12,212
3	11/10	134-123	+11	Denver	W	2-1	Theus-34	English-29	10,333
4	11/12	114-116	-2	Houston	L	2-2	Theus-34	Free-37	10,333
5	11/14	109-130	-21	@Denver	L	2-3	Thorpe/Arlauckas-17	English-29	11,007
6	11/17	111-126	-15	Indiana	L	2-4	Thorpe-29	Tisdale-23	10,333
7	11/19	113-117*	-4	Milwaukee	L	2-5	Thorpe-33	Cummings-34	10,333
8	11/21	96-103	-7	Dallas	L	2-6	K. Smith-25	Harper-27	10,333
9	11/24	94-98	-4	@Portland	L	2-7	Thorpe-21	Drexler-32	12,666
10	11/26	110-102	+8	New Jersey	W	3-7	Theus-25	Birdsong-26	10,333
11	11/28	115-114*	+1	Philadelphia	W	4-7	Thorpe-27	Barkley-37	10,333
12	12/1	120-125*	-5	LA Lakers	L	4-8	Thorpe-31	Abdul-Jabbar-27	10,333
13	12/2	120-147	-27	@Denver	L	4-9	Theus-35	Rasmussen-22	7779
14	12/4	84-98	-14	@LA Clippers	L	4-10	Thorpe-18	Benjamin/Dailey-19	3205
15	12/5	117-126	-9	Utah	L	4-11	Theus-33	Bailey-25	10,333
16	12/8	97-106	-9	@Houston	L	4-12	Theus-25	Olajuwon-26	16,611
17	12/9	98-125	-27	@Dallas	L	4-13	Thorpe-18	Aguirre-28	16,393
18	12/11	113-115	-2	Cleveland	L	4-14	Thorpe-30	Daughery-27	10,333
19	12/13	100-106	-6	Atlanta	L	4-15	Theus-35	Wilkins-28	10,333
20	12/15	128-108	+20	LA Clippers	W	5-15	Thorpe-31	Dailey-20	10,333
21	12/17	109-114	-5	@Seattle	L	5-16	Thorpe/McGee-21	Chambers-42	10,238
22	12/20	109-120	-11	Phoenix	L	5-17	K. Smith-27	Nance-45	10,333
23	12/22	120-96	+24	San Antonio	W	6-17	McGee-30	Robertson-29	10,333
24	12/23	103-117	-14	@LA Lakers	L	6-18	Theus/McGee-17	Johnson-26	17,505
25	12/26	112-110	+2	@Phoenix	W	7-18	Thorpe-28	Nance-27	10,328
26	12/27	102-114	-12	Boston	L	7-19	Thorpe-30	Bird-35	10,333
27	12/29	117-126	-9	@Dallas	L	7-20	Thorpe-25	Aguirre-31	17,007
28	12/30	108-140	-32	@San Antonio	L	7-21	Thmpsn/Pinckney-16	Dawkins-25	7294
29	1/2	107-105	+2	Utah	W	8-21	Theus-36	Malone-26	10,333
30	1/7	119-124	-5	San Antonio	L	8-22	Theus-24	Dawkins-30	10,333
31	1/8	91-98	-7	@Portland	L	8-23	McGee-27	Drexler-35	12,666
32	1/10	109-108	+1	Seattle	W	9-23	Theus-25	Ellis-30	10,333
33	1/14	87-90	-3	@New Jersey	L	9-24	Theus-20	Williams-21	7940
34	1/15	86-122	-36	@Boston	L	9-25	K. Smith-16	Ainge-29	14,890
35	1/17	113-130	-17	@Washington	L	9-26	Thorpe-33	King-28	3863
36	1/19	107-104	+3	Houston	W	10-26	McGee-28	Olajuwon-23	10,333
37	1/23	97-94	+3	New York	W	11-26	Theus-22	Walker-16	10,333
38	1/26	100-116	-16	Seattle	L	11-27	Thorpe-31	Ellis-42	10,333
39	1/28	94-115	-21	LA Lakers	L	11-28	Thorpe-23	Worthy-26	10,333
40	1/30	126-120	+6	@Phoenix	W	12-28	Thorpe-24	Davis-22	14,471
41	2/1	97-95	+2	Chicago	W	13-28	Theus-28	Jordan-37	10,333
42	2/3	91-123	-32	@Utah	L	13-29	Theus-21	Malone-25	12,212
43	2/4	118-101	+17	Dallas	W	14-29	Theus-23	Aguirre-35	10,333
44	2/9	99-117	-18	@Golden State	L	14-30	Thorpe-24	Sampson-34	11,358
45	2/11	123-113	+10	Portland	W	15-30	Thorpe-25	Drexler-28	10,333
46	2/13	114-116	-2	Phoenix	L	15-31	Thorpe-29	Johnson-25	10,333
47	2/15	95-104	-9	@Cleveland	L	15-32	Theus-29	Daugherty-30	13,342
48	2/16	118-115	+3	@Atlanta	W	16-32	K. Smith-24	Wilkins-51	9162
49	2/18	104-108	-4	@New York	L	16-33	Thorpe-30	Wilkins-39	11,702
50	2/19	90-111	-21	@Chicago	L	16-34	Kleine-15	Jordan-49	17,822
51	2/21	112-130	-18	@Indiana	L	16-35	McGee-27	Tisdale-26	13,201
52	2/23	105-121	-16	Detroit	L	16-36	McGee-29	Thomas-26	10,333
53	2/25	110-129	-19	Washington	L	16-37	D. Smith-16	J. Malone-35	10,333
54	2/26	130-133	-3	@Seattle	L	16-38	D. Smith/Thorpe-27	Ellis-37	11,632
55	2/29	110-115	-5	Utah	L	16-39	Theus-22	Malone-41	10,333
56	3/2	90-115	-25	@Dallas	L	16-40	McGee-17	Aguirre/Tarpley-18	17,007
57	3/4	134-132	+2	@San Antonio	W	17-40	Theus-30	Mitchell-28	6347
58	3/5	94-105	-11	@Houston	L	17-41	Thorpe-26	Olajuwon-24	16,611
59	3/7	116-114*	+2	Denver	W	18-41	Theus-33	Lever/Vincent-23	10,333
60	3/9	97-106	-9	Seattle	L	18-42	Thorpe-27	Ellis-24	10,333
61	3/11	118-124	-6	@Philadelphia	L	18-43	Thorpe-31	Barkley-34	8644
62	3/14	97-109	-12	@Detroit	L	18-44	D. Smith/Theus-20	Dantley-19	16,909
63	3/15	97-108	-11	@Milwaukee	L	18-45	D. Smith-26	Breuer/Pressey-17	11,052
64	3/19	121-104	+17	Houston	W	19-45	D. Smith-26	Olajuwon-29	10,333
65	3/20	112-116	-4	@LA Clippers	L	19-46	D. Smith-26	Woodson-36	4920
66	3/23	118-126	-8	@Golden State	L	19-47	D. Smith-30	Mullin-29	9391
67	3/24	97-117	-20	@Utah	L	19-48	K. Smith-22	Bailey-38	12,064
68	3/26	114-92	+22	LA Lakers	W	20-48	K. Smith-30	Scott-26	10,333
69	3/29	103-107	-4	Denver	L	20-49	Smith/Thrpe/Prsly-19	English-30	10,333
70	3/31	111-121	-10	@Denver	L	20-50	Thorpe-22	English-27	14,518
71	4/2	103-105	-2	LA Clippers	L	20-51	Kleine-23	Benjamin-30	10,333
72	4/3	104-108	-4	@LA Lakers	L	20-52	Pinckney-24	Worthy-24	17,505
73	4/6	115-109	+6	San Antonio	W	21-52	Pressley-29	Robertson-23	10,333
74	4/9	92-95	-3	@Phoenix	L	21-53	Theus-31	Gilliam/K. Johnson-16	10,575
75	4/10	121-115	+7	Golden State	W	22-53	Pressley-31	O. Smith-29	10,333
76	4/12	96-104	-8	Dallas	L	22-54	Theus-25	Blackman-32	10,333
77	4/14	105-123	-18	@Houston	L	22-55	Thorpe-20	Olajuwon-20	16,611
78	4/15	112-116	-4	@San Antonio	L	22-56	Pressley-25	Sundvold-25	5049
79	4/17	102-112	-10	@Portland	L	22-57	Thorpe-25	Drexler-27	12,666
80	4/19	120-105	+15	LA Clippers	W	23-57	Theus-33	White-20	10,333
81	4/22	117-109	+8	@Golden State	W	24-57	Theus-24	Mullin-24	10,577
82	4/23	110-124	-14	Portland	L	24-58	Thorpe-35	Drexler-33	10,333

* overtime

1988-89 SACRAMENTO KINGS



Front row — from left to right, Randy Allen, Wayman Tisdale, Jim Petersen, Brad Lohaus, Ben Gillery, Ricky Berry, Rodney McCray. Back row — from left to right, Head Coach Jerry Reynolds, Vice President of Basketball Operations Bill Russell, Kenny Smith, Danny Ainge, Harold Pressley, Vinny Del Negro, Michael Jackson, Assistant Coach Herman Kull, Trainer Bill Jones.

Final Statistics

Player	G.	Min.	FGM	FGA	Pct.	FTM	FTA	Pct.	Off.	Def.	Tot.	Ast.	PF	DQ	Stl.	TO	Blk.	Pts.	Avg.
Danny Ainge (Tot)	73	2377	480	1051	.457	205	240	.854	71	184	255	402	186	1	93	145	8	1281	17.5
Danny Ainge (Sac)	28	1028	209	462	.452	91	112	.813	34	67	101	187	78	1	41	63	7	567	20.3
W. Tisdale (Tot)	79	2434	532	1036	.514	317	410	.773	187	422	609	128	290	7	55	172	52	1381	17.5
W. Tisdale (Sac)	31	1108	247	472	.523	119	160	.744	88	211	299	53	109	2	20	65	20	613	19.8
Kenny Smith	81	3145	547	1183	.462	263	357	.737	49	177	226	621	173	0	102	249	7	1403	17.3
LaSalle Thompson*	43	1276	247	536	.461	152	188	.809	120	272	392	44	153	6	46	117	55	646	15.0
Rodney McCray	68	2435	340	729	.466	169	234	.722	143	371	514	293	121	0	57	168	36	854	12.6
Harold Pressley	80	2257	383	873	.439	96	123	.780	216	269	485	174	215	1	93	124	76	981	12.3
Ed Pinckney*	51	1334	224	446	.502	177	221	.801	106	195	301	74	125	1	54	81	43	625	12.3
Ricky Berry	64	1406	255	567	.450	131	166	.789	57	140	197	80	197	4	37	82	22	706	11.0
Jim Petersen	66	1633	278	606	.459	115	154	.747	121	292	413	81	236	8	47	147	68	671	10.2
Derek Smith	29	600	111	276	.402	64	95	.674	30	51	81	60	64	1	19	44	8	289	10.0
Vinny Del Negro	80	1556	239	503	.475	85	100	.850	48	123	171	206	160	2	65	77	14	569	7.1
Joe Kleine*	47	913	116	303	.383	81	88	.920	75	166	241	35	126	2	18	67	18	313	6.7
Brad Lohaus (Tot)	77	1214	210	486	.432	81	103	.786	84	172	256	66	161	1	30	77	56	502	6.5
Brad Lohaus (Sac)	29	476	93	216	.431	46	57	.807	37	77	114	17	60	0	9	28	30	233	8.0
Randy Wittman*	31	416	50	117	.427	16	22	.727	6	20	26	32	12	0	10	12	0	118	3.8
Randy Allen	7	43	8	19	.421	1	2	.500	3	4	7	0	7	0	1	2	1	17	2.4
Michael Jackson	14	70	9	24	.375	1	2	.500	1	3	4	11	12	0	3	4	0	21	1.5
Ben Gillery	24	84	6	19	.316	13	23	.565	7	16	23	2	29	0	2	5	4	25	1.0
Kings	*82*	*19780*	*3362*	*7351*	*.457*	*1620*	*2104*	*.770*	*1141*	*2454*	*3595*	*1970*	*1877*	*28*	*624*	*1370*	*409*	*8651*	*105.5*
Opponents	*82*	*19780*	*3589*	*7420*	*.484*	*1747*	*2301*	*.759*	*1171*	*2604*	*3775*	*2107*	*1821*	*22*	*759*	*1284*	*442*	*9106*	*111.0*

3-Pt. FG: Sacramento Kings 307-824 (.373); *Wittman 2-4 (.500); Berry 65-160 (.406); Pressley 119-295 (.403); Ainge 58-150 (.387); K. Smith 46-128 (.359); Jackson 2-6 (.333); Del Negro 6-20 (.300); McCray 5-22 (.227); D. Smith 3-15 (.200); Lohaus 1-7 (.143); Petersen 0-8; *Pinckney 0-6; Tisdale 0-4; Allen 0-1; *Kleine 0-1; *Thompson 0-1. Opponents 181-573 (.316).

* Did not finish season with team

Team Notes

- On November 8, 1988, the long awaited debut of ARCO Arena II became a reality when the Kings hosted the Seattle SuperSonics, losing 97-75 before a sold-out crowd of 16,517. NBA Commissioner David Stern participated in the dedication cermony.
- Midway through the fourth quarter of the Kings-Trail Blazers contest on December 27, 1988, Head Coach Jerry Reynolds collapsed on the sidelines. He lay unconscious for several minutes before doctors revived him and immediately transported him to Sutter Memorial Hospital for further observation. Doctors dismissed cardiac problems, diagnosing the cause of the fainting and dizziness due to a sudden postural change. Reynolds missed the following night's game in Utah, but returned to practice two days later.
- On February 20, 1989, the Kings acquired Indiana forward Wayman Tisdale and the Pacers' 1990 second-round draft choice in exchange for forward LaSalle Thompson and guard Randy Wittman.
- On May 21, 1989, Sacramento won the NBA Lottery's grand prize by receiving the first overall pick in the 1989 NBA Draft. Approximately one month later (June 27), the Kings selected 6-10 Louisville center Pervis Ellison with the No. 1 choice.

1988-89 GAME-BY-GAME

G	DATE	SCORE	W/L +/-	OPPONENT	W/L	REC	KINGS HI. SCORER	OPPONENT HI. SCORER	ATT
1	11/5	103-121	-18	@Portland	L	0-1	K. Smith-22	Drexler-27	12,812
2	11/8	75-97	-22	Seattle	L	0-2	Thompson-16	Ellis-28	16,517
3	11/9	81-105	-24	@Utah	L	0-3	K. Smith-22	Malone-35	11,741
4	11/12	71-111	-40	@Dallas	L	0-4	Pinckney-15	Aguirre-22	17,007
5	11/13	127-129	-2	@Houston	L	0-5	McCray-29	Olajuwon-34	16,611
6	11/15	89-119	-30	Phoenix	L	0-6	K. Smith-23	E. Johnson-27	16,517
7	11/16	101-112	-11	@LA Clippers	L	0-7	D. Smith-27	Benjamin-25	8986
8	11/19	107-96	+11	Indiana	W	1-7	Pinckney-26	Person-22	16,517
9	11/22	98-114	-16	Chicago	L	1-8	Thompson-18	Jordan-32	16,517
10	11/26	97-98	-1	New Jersey	L	1-9	Thompson-22	McGee-29	16,517
11	11/29	123-95	+28	LA Clippers	W	2-9	Thompson-18	Williams-19	16,517
12	12/1	126-133*	-7	Denver	L	2-10	McCray-20	English-34	16,517
13	12/3	73-107	-34	Utah	L	2-11	McCray-14	Malone-26	16,517
14	12/6	113-123	-10	@Atlanta	L	2-12	Thompson-25	Wilkins-26	11,070
15	12/7	96-94	+2	@Miami	W	3-12	D. Smith-21	Sundvold-15	15,008
16	12/9	105-112	-7	@Indiana	L	3-13	K. Smith-33	Person/Williams-25	8210
17	12/10	111-124	-13	@New York	L	3-14	Kleine-19	Jackson/Ewing-26	14,820
18	12/13	108-89	+19	San Antonio	W	4-14	Pressley-26	Dawkins-21	16,517
19	12/15	94-90	+4	Miami	W	5-14	K. Smith-19	Sparrow-24	16,517
20	12/17	111-141	-30	@Seattle	L	5-15	Pressley-21	Ellis-27	9146
21	12/20	104-105	-1	@Houston	L	5-16	K. Smith-22	Olajuwon-20	16,611
22	12/21	107-125	-18	@San Antonio	L	5-17	Pressley-26	G. Anderson-17	8879
23	12/23	102-120	-18	@LA Lakers	L	5-18	K. Smith-20	Scott-27	17,505
24	12/27	112-111	+1	Portland	W	6-18	K. Smith-25	Drexler-27	16,517
25	12/28	80-96	-16	@Utah	L	6-19	Berry/Del Negro-15	Malone-21	12,444
26	1/3	123-96	+27	Dallas	W	7-19	Petersen-25	Blackman-20	16,517
27	1/5	106-120	-14	@Seattle	L	7-20	Petersen-23	Ellis-49	8299
28	1/6	142-147**	-5	@Portland	L	7-21	Thompson-31	Drexler-50	12,848
29	1/10	106-97	+9	LA Lakers	W	8-21	Thompson-23	Worthy/Johnson-22	16,517
30	1/11	106-104	+2	@LA Clippers	W	9-21	Smith-23	Dailey-26	8892
31	1/13	90-111	-21	@Phoenix	L	9-22	McCray-20	E. Johnson-32	13,420
32	1/14	93-102	-9	Seattle	L	9-23	McCray-19	Ellis-31	16,517
33	1/16	110-116	-6	@Denver	L	9-24	Pressley-17	English-29	13,672
34	1/17	123-109	+14	Houston	W	10-24	Pressley-24	Floyd-23	16,517
35	1/19	112-106	+6	New York	W	11-24	K. Smith-23	Ewing-38	16,517
36	1/21	111-136	-25	Golden State	L	11-25	McCray/Del Negro-17	Richmond-25	16,517
37	1/24	110-114	-4	Milwaukee	L	11-26	K. Smith-19	Cummings-31	16,517
38	1/26	112-109	+3	@New Jersey	W	12-26	K. Smith-24	B. Williams-21	8187
39	1/27	116-128	-12	@Boston	L	12-27	Berry-28	Parish-26	14,890
40	1/29	97-122	-25	@Detroit	L	12-28	K. Smith-21	Rodman-24	21,454
41	1/31	104-117	-13	@Milwaukee	L	12-29	Pinckney-21	Humphries-23	15,021
42	2/2	98-109	-11	@Chicago	L	12-30	Berry/K. Smith-18	Jordan-40	17,346
43	2/3	94-110	-16	@Cleveland	L	12-31	Berry-24	Harper-28	18,049
44	2/5	98-102	-4	@Miami	L	12-32	K. Smith-20	Cummings-24	15,008
45	2/7	114-99	+15	San Antonio	W	13-32	Berry-23	W. Anderson-26	16,517
46	2/9	142-117	+25	Golden State	W	14-32	Berry-34	L. Smith-18	16,517
47	2/14	99-107	-8	Washington	L	14-33	K. Smith-29	Catledge-19	16,517
48	2/16	84-95	-11	Detroit	L	14-34	Pinckney-16	John/Laimb/Dumars-20	16,517
49	2/18	101-120	-19	Phoenix	L	14-35	Del Negro-21	Chambers-28	16,517
50	2/20	97-100	-3	LA Lakers	L	14-36	Berry/Smith-15	Scott-33	16,517
51	2/22	91-99	-8	Boston	L	14-37	Pressley-19	McHale-25	16,517
52	2/24	103-115	-12	@LA Lakers	L	14-38	K. Smith-30	Scott-31	17,505
53	2/25	97-94	+3	@Seattle	W	15-38	K. Smith-24	McDaniel-26	11,780
54	2/27	107-116	-9	Seattle	L	15-39	Ainge-22	Ellis/McKey-27	16,517
55	3/1	111-114	-3	Philadelphia	L	15-40	K. Smith/Tisdale-25	Barkley-30	16,517
56	3/2	90-110	-20	@Phoenix	L	15-41	K. Smith/Tisdale-19	Chambers-32	10,369
57	3/4	143-155	-12	@Golden State	L	15-42	Ainge-45	Richmond-47	15,025
58	3/5	110-96	+14	Golden State	W	16-42	K. Smith-28	Richaond-26	16,517
59	3/7	95-105	-10	Cleveland	L	16-43	Ainge-19	Williams-24	16,517
60	3/9	96-106	-10	@Philadelphia	L	16-44	Tisdale-26	Barkley-25	14,134
61	3/10	97-114	-17	@Washington	L	16-45	Tisdale-27	J. Williams/Eackles-16	10,129
62	3/12	114-105	+9	@Charlotte	W	17-45	Tisdale-28	Chapman-37	23,388
63	3/14	95-90	+5	Houston	W	18-45	Ainge-29	Olajuwon-40	16,517
64	3/16	103-119	-16	Atlanta	L	18-46	Ainge-36	Wilkins-27	16,517
65	3/18	100-90	+10	Dallas	W	19-46	K. Smith-23	Dantley-30	16,517
66	3/20	110-117	-7	Charlotte	L	19-47	Tisdale-34	Chapman-25	16,517
67	3/23	92-115	-23	LA Lakers	L	19-48	K. Smith-21	Johnson-25	16,517
68	3/25	106-105	+1	Portland	W	20-48	Ainge-21	Porter-25	16,517
69	3/29	108-114	-6	@LA Clippers	L	20-49	Ainge-26	Dailey-29	8678
70	3/30	135-123	+12	Phoenix	W	21-49	Lohaus-29	Chambers-35	16,517
71	4/1	117-97	+20	Utah	W	22-49	Berry-33	Malone-27	16,517
72	4/4	124-128	-4	@Denver	L	22-50	Ainge/Pressley-24	Adams-25	10,785
73	4/6	116-122	-6	@San Antonio	L	22-51	Tisdale-23	Maxwell-28	10,850
74	4/7	102-115	-13	@Dallas	L	22-52	Berry-23	Harper-34	16,723
75	4/10	108-69	+39	Miami	W	23-52	K. Smith-23	Seikaly-18	16,517
76	4/13	121-112	+9	Denver	W	24-52	Berry-25	English-31	16,517
77	4/15	114-110	+4	@Golden State	W	25-52	Ainge-27	Richmond-28	15,025
78	4/17	85-140	-55	@Phoenix	L	25-53	Tisdale-14	E. Johnson-24	14,471
79	4/18	120-118	+2	Portland	W	26-53	Ainge-32	Drexler-34	16,517
80	4/20	115-118	-3	@LA Lakers	L	26-54	Tisdale-22	Worthy-38	17,505
81	4/22	104-89	+15	LA Clippers	W	27-54	Tisdale-27	C. Smith-22	16,517
82	4/23	120-126*	-6	@Portland	L	27-55	Tisdale-31	Drexler-40	12,880

* overtime

1989-90 SACRAMENTO KINGS



Front row — from left to right, Pervis Ellison, Wayman Tisdale, Danny Ainge, Ralph Sampson, Antoine Carr, Greg Kite. Back row — from left to right, Head Coach Dick Motta, Director of Player Personnel Jerry Reynolds, Michael Jackson, Randy Allen, Harold Pressley, Henry Turner, Rodney McCray, Vinny Del Negro, Sedric Toney, Assistant Coach Herman Kull, Trainer Bill Jones.

Final Statistics

Player	G.	Min.	FGM	FGA	Pct.	FTM	FTA	Pct.	Off.	Def.	Tot.	Ast.	PF	DQ	Stl.	TO	Blk.	Pts.	Avg.
Wayman Tisdale	79	2937	726	1383	.525	306	391	.783	185	410	595	108	251	3	54	153	54	1758	22.3
Antoine Carr (Tot)	77	1727	356	721	.494	237	298	.795	115	207	322	119	247	6	30	125	68	949	12.3
Antoine Carr (Sac)	33	924	228	473	.482	158	196	.806	65	108	173	66	119	2	15	71	34	614	18.6
Danny Ainge	75	2727	506	1154	.438	222	267	.831	69	257	326	453	238	2	113	185	18	1342	17.9
Rodney McCray	82	3238	537	1043	.515	273	348	.784	192	477	669	377	176	0	60	174	70	1358	16.6
Kenny Smith*	46	1747	280	607	.461	106	131	.809	11	109	120	303	98	0	57	122	7	688	15.0
Vinny Del Negro	76	1858	297	643	.462	135	155	.871	39	159	198	250	182	2	64	111	10	739	9.7
Harold Pressley	72	1603	240	566	.424	110	141	.780	94	215	309	149	148	0	58	88	36	636	8.8
Pervis Ellison	34	866	111	251	.442	49	78	.628	64	132	196	65	132	4	16	62	57	271	8.0
Sedric Toney (Tot)	64	968	87	250	.348	67	83	.807	14	46	60	174	106	1	33	73	0	264	4.1
Sedric Toney (Sac)	32	682	57	178	.320	46	58	.793	11	35	46	122	71	1	23	52	0	176	5.5
Henry Turner	36	315	58	122	.475	40	65	.615	22	28	50	22	40	0	17	26	7	156	4.3
Ralph Sampson	26	417	48	129	.372	12	23	.522	11	73	84	28	66	1	14	34	22	109	4.2
Randy Allen	63	746	106	239	.444	23	43	.535	49	89	138	23	102	0	16	28	19	235	3.7
Greg Kite	71	1515	101	234	.432	27	54	.500	131	246	377	76	201	2	31	76	51	230	3.2
Mike Williams*	16	88	6	14	.429	3	6	.500	5	17	22	2	28	0	3	3	7	15	0.9
Michael Jackson	17	58	3	11	.273	3	6	.500	2	5	7	8	3	0	5	4	0	10	0.6
Greg Stokes*	11	34	1	9	.111	2	2	1.000	2	3	5	0	8	0	0	3	0	4	0.4
Kings	*82*	*19755*	*3305*	*7056*	*.468*	*1515*	*1964*	*.771*	*952*	*2363*	*3315*	*2052*	*1863*	*17*	*546*	*1239*	*392*	*8341*	*101.7*
Opponents	*82*	*19755*	*3384*	*7158*	*.473*	*1828*	*2324*	*.787*	*1146*	*2531*	*3677*	*2022*	*1740*	*14*	*704*	*1168*	*391*	*8756*	*106.8*

3-Pt. FG: Sacramento Kings 216-649 (.333); Kite 1-1 (1.000); Jackson 1-2 (.500); Ainge 108-289 (.374); *Smith 22-59 (.373); Toney 16-50 (.320); Del Negro 10-32 (.313); Pressley 46-148 (.311); McCray 11-42 (.262); Sampson 1-4 (.250); Allen 0-7; Carr 0-3; Tisdale 0-6; Turner 0-3; Ellison 0-2; *Williams 0-1. Opponents 160-507 (.316).

* Did not finish season with team

Team Notes

- On August 14, 1989, guard Ricky Berry was found dead in his home from a self-inflicted gunshot wound, just months after the conclusion of a rookie campaign in which he averaged 11.0 ppg, 3.1 rpg, and 1.3 apg.
- Managing General Partner Gregg Lukenbill announced a reorganization of the club's management and basketball staff on December 19, 1990. Executive Vice President of Business Operations Rick Benner was named president of the Kings and ARCO Arena. Head Coach Jerry Reynolds assumed the position of director of player personnel and would eventually relinquish his coaching position. Bill Russell was released from his position as vice president of basketball operations.
- On January 4, 1990, NBA veteran Dick Motta, the third-winningest head coach in NBA history, replaced Reynolds as the Kings head coach. Reynolds compiled a 56-114 (.330) record in three stints as Kings head coach.
- Kings guard Kenny Smith finished second to Atlanta's Dominique Wilkins in the Gatorade Slam Dunk contest during NBA All-Star Weekend in Miami. Smith's appearance marked only the second time since the club moved to Sacramento in 1985 a player represented the Kings in the All-Star festivities. (Terry Tyler in '86 slam dunk contest was the first).
- The Kings made NBA history at the 1990 NBA Draft (June 27, 1990), becoming the first team to select four first-round draft choices—LaSalle forward Lionel Simmons (#7 overall), Texas guard Travis Mays (#14 overall), Temple center Duane Causwell (#18 overall) and St. Louis forward Anthony Bonner (#23 overall).

1989-90 GAME-BY-GAME

G	DATE	SCORE	W/L +/-	OPPONENT	W/L	REC	KINGS HI. SCORER	OPPONENT HI. SCORER	ATT
1	11/3	96-114	-18	@Portland	L	0-1	McCray-30	Kersey-22	12,884
2	11/4	107-100	+7	Seattle	W	1-1	Tisdale-30	Cage-24	17,014
3	11/7	96-94	+2	Dallas	W	2-1	McCray-24	Blackman-22	17,014
4	11/8	84-102	-18	@Denver	L	2-2	Smith-24	English-21	6933
5	11/10	109-130	-21	@Phoenix	L	2-3	Tisdale-30	Chambers-24	13,590
6	11/14	94-96	-2	Chicago	L	2-4	Smith-22	Jordan-27	17,014
7	11/16	102-121	-19	New York	L	2-5	Tisdale-24	Ewing-32	17,014
8	11/18	107-102	+5	Indiana	W	3-5	McCray-25	Miller-32	17,014
9	11/21	113-115	-2	Orlando	L	3-6	McCray-27	Reynolds-28	17,014
10	11/22	109-133	-24	@Golden State	L	3-7	Tisdale-33	Mullin-37	15,025
11	11/25	112-98	+14	New Jersey	W	4-7	Tisdale-24	Bowie-23	17,014
12	11/28	81-93	-12	Detroit	L	4-8	Ainge-20	Dumars-16	17,014
13	11/30	93-109	-16	LA Lakers	L	4-9	Smith-19	Worthy-22	17,014
14	12/2	84-114	-30	@LA Clippers	L	4-10	McCray-19	Harper-19	10,530
15	12/5	118-103	+15	Milwaukee	W	5-10	Tisdale-34	Pierce-45	17,014
16	12/8	126-121	+5	@Golden State	W	6-10	Tisdale-40	Mullin-30	15,025
17	12/9	101-108	-7	Cleveland	L	6-11	Ainge-25	Price-23	17,014
18	12/12	103-118	-15	Golden State	L	6-12	Tisdale-26	Richmond-27	17,014
19	12/15	112-121	-9	@Denver	L	6-13	McCray/Ainge-24	Davis-35	9112
20	12/17	113-125	-12	Phoenix	L	6-14	Tisdale-25	E. Johnson-37	17,014
21	12/19	112-115	-3	@Atlanta	L	6-15	Tisdale-29	Wilkins-30	10,185
22	12/20	100-103	-3	@San Antonio	L	6-16	Tisdale-36	Cummings/Robinson-26	12,457
23	12/22	92-103	-11	@Houston	L	6-17	Tisdale/McCray-18	Olajuwon-29	15,077
24	12/23	95-102	-7	@Dallas	L	6-18	Ainge-23	Blackman-27	16,127
25	12/26	102-104	-2	@LA Lakers	L	6-19	Tisdale-33	E. Johnson-27	17,505
26	12/27	112-115*	-3	Boston	L	6-20	Ainge-39	Bird-37	17,014
27	12/29	105-95	+10	Philadelphia	W	7-20	Ainge-33	Barkley-28	17,014
28	1/4	98-112	-14	Denver	L	7-21	Tisdale-29	Davis-27	17,014
29	1/6	121-124	-3	Portland	L	7-22	Tisdale-30	Porter-25	17,014
30	1/8	96-108	-12	@Portland	L	7-23	Ainge-24	Duckworth-26	12,884
31	1/9	84-70	+14	Minnesota	W	8-23	McCray-21	Campbell-20	17,014
32	1/11	87-90	-3	Houston	L	8-24	Smith-23	Olajuwon-27	17,014
33	1/12	96-111	-15	@Phoenix	L	8-25	Ainge-16	Chambers-27	14,487
34	1/15	91-111	-20	@LA Lakers	L	8-26	Smith-20	Green/Divac-25	16,844
35	1/16	108-91	+17	Atlanta	W	9-26	Pressley/McCray-21	Wilkins-28	17,014
36	1/20	81-94	-13	Utah	L	9-27	Smith-16	Stockton-27	17,014
37	1/22	136-104	+32	LA Clippers	W	10-27	Smith-24	Norman-35	17,014
38	1/24	129-99	+30	Golden State	W	11-27	Tisdale-24	Higgins/Marciulionis-19	17,014
39	1/26	93-106	-13	@Dallas	L	11-28	McCray-22	Perkins-19	17,007
40	1/27	92-85	+7	@Charlotte	W	12-28	Tisdale-28	Curry-21	23,901
41	1/29	91-109	-18	@Minnesota	L	12-29	Tisdale-26	Campbell-25	17,250
42	1/30	102-109	-7	@Milwaukee	L	12-30	Tisdale-31	Sikma-23	13,682
43	2/1	89-96	-7	@New York	L	12-31	Tisdale-22	Ewing-31	16,621
44	2/2	99-108	-9	@Washington	L	12-32	McCray-26	Malone-40	7983
45	2/4	89-121	-32	@Boston	L	12-33	Smith-18	McHale-21	14,890
46	2/6	90-100	-10	Dallas	L	12-34	Tisdale-18	Black/Harper-20	17,014
47	2/13	106-98	+8	Washington	W	13-34	Ainge-33	Malone-27	17,014
48	2/15	92-101	-9	LA Lakers	L	13-35	Tisdale-23	Worthy-20	17,014
49	2/17	106-110	-4	@Utah	L	13-36	Carr-24	Malone-41	12,616
50	2/19	99-97	+2	@LA Clippers	W	14-36	Ainge-29	Smith-31	10,026
51	2/20	99-90	+9	LA Clippers	W	15-36	Ainge-30	Smith-30	17,014
52	2/22	98-104	-6	Phoenix	L	15-37	Tisdale-26	Hornacek-25	17,014
53	2/23	85-97	-12	@Seattle	L	15-38	Carr-20	McKey-24	13,023
54	2/26	96-105	-9	San Antonio	L	15-39	Ainge-33	Cummings-24	17,014
55	2/28	92-113	-21	@Miami	L	15-40	Carr-20	Edwards-32	15,008
56	3/1	114-100	+14	@Orlando	W	16-40	Tisdale-24	Catledge-27	15,077
57	3/3	104-103	+1	@Charlotte	W	17-40	Tisdale-25	Bogues-22	23,901
58	3/5	111-128	-17	@New Jersey	L	17-41	Tisdale-27	Morris-22	7860
59	3/6	91-101	-10	@Detroit	L	17-42	Tisdale-40	Dumars/Laimbeer-25	21,454
60	3/8	111-102	+9	Charlotte	W	18-42	Tisdale-33	Chapman-38	17,014
61	3/11	116-123	-7	@Golden State	L	18-43	Carr-27	Mullin-32	15,025
62	3/13	121-87	+34	Miami	W	19-43	Tisdale-23	Rice-18	17,014
63	3/15	86-92	-6	Houston	L	19-44	Ainge-32	Johnson-19	17,014
64	3/17	122-109*	+13	Utah	W	20-44	Carr-29	Malone-35	17,014
65	3/19	97-105	-8	@Utah	L	20-45	Tisdale-24	Malone-32	12,616
66	3/21	90-84	+6	Minnesota	W	21-45	McCray-19	Crbn/Mrphy/Cmpbl-20	17,014
67	3/23	99-115	-16	@Philadelphia	L	21-46	Tisdale-27	Hawkins-21	13,169
68	3/24	116-113	+3	@Chicago	W	22-46	Carr-32	Jordan-43	18,334
69	3/26	95-116	-21	@Cleveland	L	22-47	McCray-27	Daugherty-26	13,548
70	3/28	88-93	-5	@Minnesota	L	22-48	McCray/Tisdale-18	Campbell-32	22,713
71	3/29	101-111	-10	@Indiana	L	22-49	Carr-26	Person/Schrempf-25	10,305
72	3/31	103-115	-12	Charlotte	L	22-50	Tisdale-25	Gilliam-27	17,014
73	4/3	105-114	-9	LA Clippers	L	22-51	Ainge-30	C. Smith-24	17,014
74	4/5	103-110	-7	@LA Lakers	L	22-52	Carr-26	Johnson/Woolridge-21	17,505
75	4/7	93-111	-18	San Antonio	L	22-53	Del Negro-19	Cummings-28	17,014
76	4/9	106-105	+1	@Seattle	W	23-53	Tisdale/Carr-23	Ellis-33	11,678
77	4/10	113-121	-8	Denver	L	23-54	Ainge-22	Rasmussen-26	17,014
78	4/12	114-116	-2	Phoenix	L	23-55	Tisdale-29	K. Johnson-32	17,014
79	4/14	94-105	11	@San Antonio	L	23-56	Del Negro-22	Cummings-25	15,910
80	4/17	97-112	-15	@Houston	L	23-57	Ainge-27	Floyd-22	15,301
81	4/19	118-130*	-12	Seattle	L	23-58	Ellison-25	Ellis-43	17,014
82	4/21	110-118	-8	Portland	L	23-59	Del Negro-28	Petrovic-24	17,014

* overtime

1990-91 SACRAMENTO KINGS

Front row — from left to right, Antoine Carr, Wayman Tisdale, Bill Wennington, Ralph Sampson, Duane Causwell, Anthony Bonner, Lionel Simmons. Back row — from left to right, Head Coach Dick Motta, Assistant Coach Rex Hughes, Rory Sparrow, Travis Mays, Bobby Hansen, Anthony Frederick, Rick Calloway, Steve Colter, Jim Les, Assistant Coach Bill Berry, Trainer Bill Jones.

Final Statistics

Player	G.	Min.	FGM	FGA	Pct.	FTM	FTA	Pct.	Off.	Def.	Tot.	Ast.	PF	DQ	Stl.	TO	Blk.	Pts.	Avg.
Antoine Carr	77	2527	628	1228	.511	295	389	.758	163	257	420	191	315	14	45	171	101	1551	20.1
Wayman Tisdale	33	1116	262	542	.483	136	170	.800	75	178	253	66	99	0	23	82	28	660	20.0
Lionel Simmons	79	2978	549	1301	.422	320	435	.736	193	504	697	315	249	0	113	230	85	1421	18.0
Travis Mays	64	2145	294	724	.406	255	331	.770	54	124	178	253	169	1	81	159	11	915	14.3
Rory Sparrow	80	2375	371	756	.491	58	83	.699	45	141	186	362	189	1	83	126	16	831	10.4
Anthony Bonner	34	750	103	230	.448	44	76	.579	59	102	161	49	62	0	39	41	5	250	7.4
Jim Les	55	1399	119	268	.444	86	103	.835	18	93	111	299	141	0	57	75	4	395	7.2
Duane Causwell	76	1719	210	413	.508	105	165	.636	141	250	391	69	225	4	49	96	148	525	6.9
Leon Wood	12	222	25	63	.397	19	21	.905	5	14	19	49	10	0	5	12	0	81	6.8
Bobby Hansen	36	811	96	256	.375	18	36	.500	33	63	96	90	72	1	20	34	5	229	6.4
Bill Wennington	77	1455	181	415	.436	74	94	.787	101	239	340	69	230	4	46	51	59	437	5.7
Anthony Frederick	35	475	67	168	.399	43	60	.717	36	48	84	44	50	0	22	40	13	177	5.1
Ricky Calloway	64	678	75	192	.391	55	79	.696	25	53	78	61	98	1	22	51	7	205	3.2
Steve Colter	19	251	23	56	.411	7	10	.700	5	21	26	37	27	0	11	11	1	58	3.1
Ralph Sampson	25	348	34	93	.366	5	19	.263	41	70	111	17	54	0	11	27	17	74	3.0
Eric Leckner*	32	378	39	96	.406	16	27	.593	27	60	87	18	69	1	4	25	11	94	2.9
Mike Higgins	7	61	6	10	.600	4	7	.571	4	1	5	2	16	1	0	4	2	16	2.3
Tony Dawson*	4	17	4	7	.571	0	0	.000	2	0	2	0	0	0	0	1	0	9	2.3
Kings	*82*	*19705*	*3086*	*6818*	*.453*	*1540*	*2105*	*.732*	*1027*	*2218*	*3245*	*1991*	*2075*	*28*	*631*	*1272*	*513*	*7928*	*96.7*
Opponents	*82*	*19705*	*3142*	*6687*	*.470*	*2045*	*2686*	*.761*	*1164*	*2543*	*3707*	*1912*	*1847*	*17*	*699*	*1312*	*448*	*8484*	*103.5*

3-Pt. FG: Sacramento Kings 216-578 (.374);*Dawson 1-1 (1.000); Les 71-154 (.461); Sparrow 31-78 (.397); Mays 72-197 (.365); Colter 5-14 (.357); Wood 12-38 (.316); Hansen 19-69 (.275); Simmons 3-11 (.273); Sampson 1-5 (.200); Wennington 1-5 (.200); Carr 0-3; Calloway 0-2; Tisdale 0-1; Opponents 155-491 (.316).

* Did not finish season with team

Team Notes

- Forward Lionel Simmons was named Rookie of the Month for December, averaging 13.6 ppg, 7.4 rpg, and 4.6 apg for the month.
- On January 10, 1991, the Kings lost 101-59 at Charlotte, marking the lowest scoring output by a team since February 27, 1955 when Milwaukee scored 57 points at Boston.
- Simmons received the NBA Player of the Week award (Feb. 10-17) after leading the Kings to a 2-1 record for the week by averaging 33.3 ppg (.563 FG, .833 FT), 11.7 rpg, and 4.7 apg.
- Simmons was honored with his second Rookie of the Month award after averaging 24.1 ppg, 11.7 rpg, and 4.5 apg in 11 games in February.
- With a 112-94 loss at Minnesota on April 15, 1991, the Kings set an NBA record for consecutive road losses (35).
- Kings closed out the 1990-91 road schedule with a 127-105 loss at Portland on April 19, 1991, extending the club's NBA record for consecutive road losses to 37.
- Lionel Simmons finished second to New Jersey's Derrick Coleman in Rookie of the Year balloting. Simmons was a consensus first-team All-Rookie selection, while teammate Travis Mays was named to the second team.

1990-91 GAME-BY-GAME

G	DATE	SCORE	W/L +/-	OPPONENT	W/L	REC	KINGS HI. SCORER	OPPONENT HI. SCORER	ATT
1	11/2	80-90	-10	@LA Clippers	L	0-1	Tisdale-24	Norman-24	12,845
2	11/3	93-95*	-2	Portland	L	0-2	Tisdale-21	Porter-19	17,014
3	11/6	85-102	-17	Atlanta	L	0-3	Tisdale-26	Wilkins-24	17,014
4	11/9	86-100	-14	@LA Lakers	L	0-4	Hansen-18	Johnson-25	15,618
5	11/10	88-93	-5	New York	L	0-5	Tisdale-25	Ewing-24	17,014
6	11/15	93-122	-29	San Antonio	L	0-6	Simmons-25	Cummings-22	17,014
7	11/17	111-112	-1	@Golden State	L	0-7	Tisdale-29	Mullin-36	15,025
8	11/20	87-82	+5	@Washington	W	1-7	Tisdale-23	King-45	6105
9	11/21	99-101	-2	@Philadelphia	L	1-8	Carr-23	Barkley-31	15,627
10	11/23	105-115	-10	@Boston	L	1-9	Tisdale-28	McHale-21	14,890
11	11/25	92-105	-13	@Detroit	L	1-10	Tisdale-19	Edwards-26	21,454
12	11/27	80-89	-9	Minnesota	L	1-11	Tisdale-19	Corbin-17	17,014
13	11/29	128-136	-8	@Denver	L	1-12	Tisdale-33	Woolridge-32	6379
14	12/1	93-117	-24	@Houston	L	1-13	Tisdale/Mays-23	K. Smith-23	13,528
15	12/4	103-83	+20	Dallas	W	2-13	Carr-31	Harper-20	17,014
16	12/6	104-86	+18	Washington	W	3-13	Tisdale-27	King-25	17,014
17	12/8	93-104	-11	Detroit	L	3-14	Tisdale-24	Dumars-17	17,014
18	12/11	90-113	-23	@Phoenix	L	3-15	Tisdale-28	K. Johnson-26	14,487
19	12/13	100-88	+12	Portland	W	4-15	Carr-20	Kersey/Drexler-20	17,014
20	12/15	117-108	+9	Orlando	W	5-15	Tisdale-36	Reynolds-24	17,014
21	12/18	108-99	+9	Minnesota	W	6-15	Tisdale-25	Campbell-28	17,014
22	12/20	75-110	-35	Seattle	L	6-16	Carr-24	Johnson-22	17,014
23	12/22	93-121	-28	@Seattle	L	6-17	Simmons-18	Johnson-25	10,315
24	12/23	99-109	-10	@LA Clippers	L	6-18	Tisdale-27	Norman-34	11,440
25	12/26	112-128	-16	Denver	L	6-19	Mays-36	Adams-44	17,014
26	12/28	88-104	-16	@San Antonio	L	6-20	Mays-19	Robsinon-27	15,908
27	12/29	79-90	-11	@Dallas	L	6-21	Carr-17	Harper-26	17,007
28	1/3	131-113	+18	Golden State	W	7-21	Carr-32	Mullin-25	17,014
29	1/5	98-106	-8	Utah	L	7-22	Tisdale-22	K. Malone-26	17,014
30	1/7	83-111	-28	@Orlando	L	7-23	Tisdale-23	Reynolds-19	15,077
31	1/8	83-95	-12	@Miami	L	7-24	Mays-19	Rice-21	15,008
32	1/10	59-101	-42	@Charlotte	L	7-25	Carr-21	Newman-29	23,901
33	1/12	101-85	+16	Seattle	W	8-25	Mays-22	McKey-20	17,014
34	1/17	78-93	-15	LA Lakers	L	8-26	Carr-21	Worthy-36	17,014
35	1/19	101-97	+4	Phoenix	W	9-26	Carr-25	Chambers-23	17,014
36	1/21	97-94	+3	Houston	W	10-26	Mays-23	Thorpe/Smith-26	17,014
37	1/23	95-91	+4	Milwaukee	W	11-26	Carr-28	Pierce-22	17,014
38	1/25	93-105	-12	@Utah	L	11-27	Simmons-19	K. Malone-20	12,616
39	1/26	96-121	-25	@Portland	L	11-28	Carr-22	Robinson-17	12,884
40	1/28	101-83	+18	New Jersey	W	12-28	Simmons-27	Theus-18	17,014
41	1/30	86-95	-9	@Minnesota	L	12-29	Carr-25	Corbin-27	19,006
42	2/1	112-117	-5	@Milwaukee	L	12-30	Simmons-26	Pierce-33	18,075
43	2/2	78-92	-14	@New York	L	12-31	Carr-18	Vandeweghe-19	15,945
44	2/4	97-108	-11	Chicago	L	12-32	Carr-21	Jordan-24	17,014
45	2/6	97-93	+4	Portland	W	13-32	Mays-27	Porter-20	17,014
46	2/12	103-101	+2	LA Clippers	W	14-32	Simmons-33	Harper-21	17,014
47	2/14	98-81	+17	Philadelphia	W	15-32	Simmons-38	Anderson-20	17,014
48	2/17	110-113	-3	@Indiana	L	15-33	Carr-35	Smits/Williams-22	10,503
49	2/19	83-97	-14	@New Jersey	L	15-34	Carr-20	Coleman-27	7583
50	2/20	104-118	-14	@Cleveland	L	15-35	Carr-41	Daugherty-24	11,763
51	2/22	82-129	-47	@Chicago	L	15-36	Simmons-33	Jordan-34	18,413
52	2/24	90-120	-30	@Orlando	L	15-37	Carr-25	Reynolds-23	15,077
53	2/25	88-96	-8	@Atlanta	L	15-38	Mays-24	Wilkins-31	10,461
54	2/27	90-96	-6	Charlotte	L	15-39	Simmons-30	Newman/Reid-18	17,014
55	3/1	106-112	-6	@Phoenix	L	15-40	Carr/Mays-24	Hornacek-20	14,487
56	3/2	106-120	-14	@Seattle	L	15-41	Simmons-30	Johnson-31	12,182
57	3/5	100-92	+8	Golden State	W	16-41	Sparrow-32	Mullin-25	17,014
58	3/8	87-79	+8	Cleveland	W	17-41	Frederick-21	Daugherty-21	17,014
59	3/10	87-97	-10	@Golden State	L	17-42	Frederick-22	Mullin-34	15,025
60	3/12	95-110	-15	Boston	L	17-43	Carr-32	Lewis-27	17,014
61	3/14	103-107	-4	Indiana	L	17-44	Carr-26	Schrempf-23	17,014
62	3/16	92-85	+7	San Antonio	W	18-44	Carr-25	Robinson-25	17,014
63	3/18	86-104	-18	@Dallas	L	18-45	Simmons-19	Blackman-31	15,827
64	3/19	101-104	-3	@San Antonio	L	18-46	Carr-29	Robinson-30	15,908
65	3/21	87-98	-11	@Houston	L	18-47	Mays-17	Thorpe-28	16,337
66	3/23	95-100	-5	Phoenix	L	18-48	Simmons-42	Chambers-25	17,014
67	3/25	89-99	-10	LA Lakers	L	18-49	Simmons-25	Worthy-26	17,014
68	3/28	116-96	+20	Utah	W	19-49	Sparrow-27	Malone-33	17,014
69	3/29	122-140	-18	@Denver	L	19-50	Sparrow-24	Adams-37	9554
70	3/31	87-115	-28	@LA Lakers	L	19-51	Simmons-26	Teagle-35	16,522
71	4/2	96-90	+6	Miami	W	20-51	Mays-25	Douglas-22	17,014
72	4/3	91-106	-15	@Seattle	L	20-52	Carr-29	Johnson/Kemp-20	11,987
73	4/6	119-108	+11	Golden State	W	21-52	Simmons-31	Mullin/Richmond-28	17,014
74	4/7	109-119	-10	@LA Clippers	L	21-53	Carr-32	Smith/Harper-30	12,821
75	4/9	113-104	+9	Dallas	W	22-53	Simmons-35	Blackman-26	17,014
76	4/11	104-96	+8	Orlando	W	23-53	Mays-20	Skiles-21	17,014
77	4/13	94-95	-1	Houston	L	23-54	Carr-34	Johnson-26	17,014
78	4/15	94-112	-18	@Minnesota	L	23-55	Carr-24	Corbin-19	19,006
79	4/16	101-111	-10	@Utah	L	23-56	Carr-35	K. Malone-28	12,616
80	4/18	123-104	+19	Denver	W	24-56	Simmons-26	Williams-23	17,014
81	4/19	105-127	-22	@Portland	L	24-57	Carr-29	Duckworth-19	12,884
82	4/21	105-101	+4	LA Clippers	W	25-57	Carr-30	Smith-25	17,014

* overtime

1991-92 SACRAMENTO KINGS



Front row — from left to right, Pete Chilcutt, Wayman Tisdale, Les Jepsen, Dwayne Schintzius, Lionel Simmons, Anthony Bonner, Duane Causwell. Back row — from left to right, Assistant Coach Mike Bratz, Director of Player Personnel Jerry Reynolds, Trainer Bill Jones, Spud Webb, Jim Les, Dennis Hopson, Mitch Richmond, Stevie Thompson, Randy Brown, President Rick Benner, Interim Head Coach Rex Hughes.

Final Statistics

Player	G.	Min.	FGM	FGA	Pct.	FTM	FTA	Pct.	Off.	Def.	Tot.	Ast.	PF	DQ	Stl.	TO	Blk.	Pts.	Avg.
Mitch Richmond	80	3095	685	1465	.468	330	406	.813	62	257	319	411	231	1	92	247	34	1803	22.5
Lionel Simmons	78	2895	527	1162	.454	281	365	.770	149	485	634	337	205	0	135	218	132	1336	17.1
Wayman Tisdale	72	2521	522	1043	.500	151	198	.763	135	334	469	106	248	3	55	124	79	1195	16.6
Spud Webb	77	2724	448	1006	.445	262	305	.859	30	193	223	547	193	1	125	229	24	1231	16.0
Carl Thomas	1	31	5	12	.417	1	2	.500	0	0	0	1	3	0	1	1	0	12	12.0
D. Hopson (Tot)	71	1314	276	593	.465	179	253	.708	105	101	206	102	115	0	67	100	39	743	10.5
D. Hopson (Sac)	69	1304	275	591	.465	179	253	.708	105	101	206	102	113	0	66	100	39	741	10.7
Anthony Bonner	79	2287	294	658	.447	151	241	.627	192	293	485	125	194	0	94	133	26	740	9.4
Duane Causwell	80	2291	250	455	.549	136	222	.613	196	384	580	59	281	4	47	124	215	636	8.0
Bobby Hansen*	2	40	4	9	.444	0	0	—	2	2	4	1	6	0	1	0	0	8	4.0
Jim Les	62	712	74	192	.385	38	47	.809	11	52	63	143	58	0	31	42	3	231	3.7
Pete Chilcutt	69	817	113	250	.452	23	28	.821	78	109	187	38	70	0	32	41	17	251	3.6
Randy Brown	56	535	77	169	.456	38	58	.655	26	43	69	59	68	0	35	42	12	192	3.4
Dwayne Schintzius	33	400	50	117	.427	10	12	.833	43	75	118	20	67	1	6	19	28	110	3.3
Steve Scheffler*	4	15	2	2	1.000	5	6	.833	2	1	3	0	2	0	0	0	1	9	2.3
S. Thompson (Tot)	19	91	14	37	.378	3	8	.375	11	8	19	8	9	0	6	5	3	31	1.6
S. Thompson (Sac)	18	76	13	34	.382	3	8	.375	11	7	18	7	7	0	6	3	3	29	1.6
Les Jepsen	31	87	9	24	.375	7	11	.636	12	18	30	1	17	0	1	3	5	25	0.8
Kings	*82*	*19830*	*3348*	*7189*	*.466*	*1615*	*2162*	*.747*	*1054*	*2354*	*3408*	*1957*	*1763*	*10*	*727*	*1360*	*618*	*8549*	*104.3*
Opponents	*82*	*19830*	*3557*	*7420*	*.479*	*1728*	*2297*	*.752*	*1311*	*2639*	*3950*	*2128*	*1816*	*14*	*816*	*1357*	*530*	*9046*	*110.3*

3-Pt. FG: Sacramento Kings 238-675 (.353); Chilcutt 2-2 (1.000); Thomas 1-2 (.500); Richmond 103-268 (.384); Webb 73-199 (.367); Les 45-131 (.344); Hopson 12-47 (.255); Bonner 1-4 (.250); Simmons 1-5 (.200); Brown 0-6; Schintzius 0-4; Tisdale 0-2; *Hansen 0-2; Causwell 0-1; Jepsen 0-1; Thompson 0-1. Opponents 204-616 (.331).

*Did not finish season with team

Team Notes

- On July 1, 1991, the Kings acquired 5-7 point guard Spud Webb and the Hawks' 1994 second-round draft pick in exchange for guard Travis Mays.
- On the eve of the 1991-92 season (Nov. 1), the Kings acquired Golden State guard Mitch Richmond, center Les Jepsen, and the Warriors' 1995 second-round draft choice in exchange for unsigned 1991 draft pick Billy Owens (#3 overall).
- On November 23, 1991, the Kings defeated Orlando, 95-93, ending an NBA record 43-game road losing streak.
- After opening the season with a 7-18 record, Head Coach Dick Motta was fired from his post on December 24, 1991. Assistant Coach Rex Hughes was named interim head coach and Kings regional scout and former player Mike Bratz was named interim assistant coach. Motta was 48-113 (.298) in his stay with the Kings.
- On April 6, 1992, a prominent group of Los Angeles based real estate developers purchased 53 percent of the franchise and ARCO Arena for $140 million. The group was headed by Jim Thomas of Maguire-Thomas Partners, one of the nation's largest investment builders, and included Eli Broad, Robert Maguire III, Ned Fox Jr. and Richard Gilchirst.
- On May 22, 1992, the club announced the promotion of Director of Player Personnel Jerry Reynolds to general manager and the hiring of Garry St. Jean as the 17th head coach in franchise history. Mike Schuler and Dave Wohl were named assistant coaches.

1991-92 GAME-BY-GAME

G	DATE	SCORE	W/L +/-	OPPONENT	W/L	REC	KINGS HI. SCORER	OPPONENT HI. SCORER	ATT
1	11/1	94-90	+4	LA Clippers	W	1-0	Webb-27	Grant-18	17,014
2	11/2	91-153	-62	@Golden State	L	1-1	Les-17	Mullin-32	15,025
3	11/5	87-98	-11	@Seattle	L	1-2	Richmond-18	McKey-20	9343
4	11/6	112-102	+10	Indiana	W	2-2	Richmond-35	Person-25	17,014
5	11/9	80-84	-4	Minnesota	L	2-3	Richmond-23	Mitchell-17	17,014
6	11/11	90-106	-16	@Utah	L	2-4	Simmons-33	K. Malone-29	18,700
7	11/12	103-126	-23	Boston	L	2-5	Simmns/Rchmnd-23	Bird-20	17,014
8	11/14	98-96	+2	Atlanta	W	3-5	Richmond-25	Wilkins-28	17,014
9	11/16	93-102	-9	Houston	L	3-6	Richmond-21	Olajuwon-23	17,014
10	11/19	118-122	-4	@New Jersey	L	3-7	Richmond-32	Bowie-27	6612
11	11/20	104-116	-12	@Atlanta	L	3-8	Richmond-31	Wilkins-32	8808
12	11/22	112-118	-6	@Miami	L	3-9	Richmond-32	Smith/Rice-23	15,008
13	11/23	95-93	+2	@Orlando	W	4-9	Simmons-27	Scott-25	15,151
14	11/26	104-89	+15	Phoenix	W	5-9	Richmond-26	Johnson-17	17,014
15	11/27	100-141	-41	@Phoenix	L	5-10	Hopson-17	Perry-25	14,496
16	11/30	102-118	-16	Chicago	L	5-11	Richmond-32	Jordan-30	17,014
17	12/3	99-94	+5	San Antonio	W	6-11	Richmond-24	Robinson-30	17,014
18	12/7	120-124	-4	@Golden State	L	6-12	Richmond-29	Mullin-35	15,025
19	12/10	90-92	-2	LA Lakers	L	6-13	Webb-23	Scott-26	17,014
20	12/12	106-100	+6	Orlando	W	7-13	Simmons-28	Catledge-27	17,014
21	12/14	110-115	-5	@Portland	L	7-14	Simmons-24	Drexler-28	12,888
22	12/15	94-110	-16	@LA Lakers	L	7-15	Richmond-23	Perkins-23	16,131
23	12/19	102-109	-7	@Houston	L	7-16	Richmond-24	Thorpe/Olajuwon-21	13,113
24	12/21	85-109	-24	@Dallas	L	7-17	Simmons-16	Harper-22	15,134
25	12/23	90-101	-11	@San Antonio	L	7-18	Richmond-35	Elliott-23	16,057
26	12/26	106-115*	-9	Seattle	L	7-19	Richmond-31	Pierce-27	17,014
27	12/28	118-127	-9	@Chicago	L	7-20	Richmond-33	Jordan-33	18,676
28	12/30	117-109	+8	@Minnesota	W	8-20	Richmond-27	Richardson-23	19,006
29	1/2	114-110	+4	Philadelphia	W	9-20	Richmond-29	Barkley-31	17,014
30	1/4	98-110	-12	Miami	L	9-21	Webb-24	Rice-22	17,014
31	1/6	108-110	-2	@Boston	L	9-22	Richmond-23	Gamble-34	14,890
32	1/8	95-114	-19	@Detroit	L	9-23	Hopson-16	Woolridge-23	21,454
33	1/9	96-109	-13	@Charlotte	L	9-24	Richmond-23	Gill-26	23,698
34	1/11	106-105*	+1	@Milwaukee	W	10-24	Tisdale/Simmons-24	Ellis-29	17,319
35	1/13	109-111	-2	@Denver	L	10-25	Simmons-31	Williams-26	13,536
36	1/15	111-128	-17	Phoenix	L	10-26	Simmons-22	Johnson-28	17,014
37	1/17	94-134	-40	@Phoenix	L	10-27	Richmond-16	Johnson-20	14,496
38	1/18	119-113	+6	Charlotte	W	11-27	Richmond-24	Gill-30	17,014
39	1/21	94-85	+9	Denver	W	12-27	Webb/Simmons-18	Mutombo-17	17,014
40	1/23	105-108	-3	LA Lakers	L	12-28	Simmons-24	Threatt-29	17,014
41	1/24	92-95	-3	@LA Lakers	L	12-29	Webb-21	Scott/Teagle-22	16,949
42	1/28	124-118	+6	New Jersey	W	13-29	Richmond-23	Coleman-33	17,014
43	1/29	105-124	-19	@Utah	L	13-30	Simmons-25	K. & J. Malone-26	19,911
44	1/31	112-109	+3	LA Clippers	W	14-30	Simmons-28	Smith-21	17,014
45	2/2	107-147	-40	@Portland	L	14-31	Webb-23	Porter-21	12,888
46	2/3	99-95	+4	Dallas	W	15-31	Richmond-22	Blackman-23	17,014
47	2/5	100-98	+2	Utah	W	16-31	Richmond-23	K. Malone-25	17,014
48	2/12	98-97	+1	Washington	W	17-31	Richmond-25	Grant-22	17,014
49	2/14	106-107	-1	Portland	L	17-32	Webb-22	Porter-22	17,014
50	2/16	106-112	-6	San Antonio	L	17-33	Richmond/Tisdale-24	Elliott-23	17,014
51	2/18	97-110	-13	@New York	L	17-34	Webb/Tisdale-18	Ewing-34	14,767
52	2/19	115-129	-14	@Indiana	L	17-35	Richmond-28	Person-41	9324
53	2/21	102-119	-17	@Cleveland	L	17-36	Tisdale-20	Daugherty-30	14,605
54	2/23	124-117	+5	@Washington	W	18-36	Hopson-26	Grant-25	8633
55	2/24	96-108	-12	@Philadelphia	L	18-37	Hopson-20	Gilliam-29	13,171
56	2/27	110-109*	+1	New York	W	19-37	Richmond-37	Vanderweghe-25	17,014
57	2/29	115-110	+4	Seattle	W	20-37	Simmons-27	Johnson-21	17,014
58	3/2	98-118	-20	Golden State	L	20-38	Webb-25	Hardaway-29	17,014
59	3/4	108-109	-1	Cleveland	L	20-39	Tisdale-27	Daugherty-21	17,014
60	3/6	106-114	-8	@Portland	L	20-40	Tisdale-23	Drexler-34	12,888
61	3/8	108-109	-1	Houston	L	20-41	Richmond-30	Olajuwon-25	17,014
62	3/10	109-120	-11	LA Clippers	L	20-42	Webb-28	Norman-21	17,014
63	3/12	103-114	-11	Utah	L	20-43	Richmond-26	K. Malone-40	17,014
64	3/14	83-89	-6	Detroit	L	20-44	Richmond-26	Dumars-28	17,014
65	3/15	105-131	-26	@LA Clippers	L	20-45	Richmond-26	Manning/Harper-20	11,785
66	3/17	100-118	-18	@Denver	L	20-46	Richmond-24	Williams-27	13,439
67	3/18	89-118	-29	@San Antonio	L	20-47	Richmond-20	Elliott-26	16,057
68	3/20	125-96	+29	@Dallas	W	21-47	Richmond-21	Blackman/Iuzzolino-21	16,118
69	3/21	100-97	+3	@Houston	W	22-47	Richmond-27	Thorpe-26	16,276
70	3/24	113-102	+11	Milwaukee	W	23-47	Tisdale-28	Robertson-22	17,014
71	3/26	106-128	-22	Portland	L	23-48	Richmond-23	Drexler-20	17,014
72	3/29	112-86	+26	@Minnesota	W	24-48	Tisdale-22	Bailey-21	19,006
73	3/31	136-148**	-12	Golden State	L	24-49	Richmond-33	Mullin-34	17,014
74	4/2	103-111	-8	Seattle	L	24-50	Richmond-29	Johnson-28	17,014
75	4/3	116-124*	-8	@Golden State	L	24-51	Webb-27	Marciulionis-32	15,025
76	4/5	103-89	+14	Dallas	W	25-51	Simmons-23	Hodge-24	17,014
77	4/7	101-103	-2	@Phoenix	L	25-52	Richmond-32	Chambers-22	14,496
78	4/9	124-107	+17	Denver	W	26-52	Simmons-32	Liberty-25	17,014
79	4/11	114-94	+20	Minnesota	W	27-52	Simmons-26	Richardson-21	17,014
80	4/14	103-97	+6	@LA Clippers	W	28-52	Tisdale-24	Manning-20	12,569
81	4/16	102-94	+8	LA Lakers	W	29-52	Tisdale-22	Teagle-27	17,014
82	4/17	106-130	-24	@Seattle	L	29-53	Hopson-18	Kemp-24	12,129

* overtime

1992-93 SACRAMENTO KINGS



Front row — from left to right, Pete Chilcutt, Wayman Tisdale, Walt Williams, Duane Causwell, Lionel Simmons, Anthony Bonner, Marty Conlon. Back row — from left to right, Head Coach Garry St. Jean, Assistant Coach Mike Schuler, Rod Higgins, Kurt Rambis, Randy Brown, Jim Les, Spud Webb, Trainer Bill Jones, Managing General Partner Jim Thomas, Assistant Coach Dave Wohl. Not pictured: Mitch Richmond.

Final Statistics

Player	G.	Min.	FGM	FGA	Pct.	FTM	FTA	Pct.	Off.	Def.	Tot.	Ast.	PF	DQ	Stl.	TO	Blk.	Pts.	Avg.
Mitch Richmond	45	1728	371	782	.474	197	233	.845	18	136	154	221	137	3	53	130	9	987	21.9
Lionel Simmons	69	2502	468	1055	.444	298	364	.819	156	339	495	312	197	4	95	196	38	1235	17.9
Walt Williams	59	1673	358	823	.435	224	302	.742	115	150	265	178	209	6	66	179	29	1001	17.0
Wayman Tisdale	76	2283	544	1068	.509	175	231	.758	127	373	500	108	277	8	52	117	47	1263	16.6
Spud Webb	69	2335	342	789	.433	279	328	.851	44	149	193	481	177	0	104	194	6	1000	14.5
Anthony Bonner	70	1764	229	497	.461	143	241	.593	188	267	455	96	183	1	86	105	17	601	8.6
Rod Higgins	69	1425	199	483	.412	130	151	.861	66	127	193	119	141	0	51	63	29	571	8.3
Duane Causwell	55	1211	175	321	.545	103	165	.624	112	191	303	35	192	7	32	58	87	453	8.2
Randy Brown	75	1726	225	486	.463	115	157	.732	75	137	212	196	206	4	108	120	34	567	7.6
Henry James*	8	79	20	45	.444	17	20	.850	6	4	10	1	9	0	3	7	0	60	7.5
Pete Chilcutt	59	834	165	340	.485	32	46	.696	80	114	194	64	102	2	22	54	21	362	6.1
Marty Conlon	46	467	81	171	.474	57	81	.704	48	75	123	37	43	0	13	28	5	219	4.8
Jim Les	73	881	110	259	.425	42	50	.840	20	69	89	169	81	0	40	48	7	328	4.5
Vincent Askew*	9	76	8	17	.471	11	15	.733	7	4	11	5	11	0	2	8	1	27	3.0
Kurt Rambis (Tot)	72	822	67	129	.519	43	65	.662	77	150	227	53	122	0	43	42	18	177	2.5
Kurt Rambis (Sac)	67	781	63	122	.516	42	63	.667	75	146	221	52	119	0	40	36	18	168	2.5
Stan Kimbrough*	3	15	2	6	.333	0	0	—	0	0	0	1	1	0	1	0	0	5	1.7
Kings	*82*	*19780*	*3360*	*7264*	*.463*	*1865*	*2447*	*.762*	*1137*	*2281*	*3418*	*2075*	*2085*	*35*	*768*	*1364*	*348*	*8847*	*107.9*
Opponents	*82*	*19780*	*3420*	*7024*	*.487*	*2054*	*2711*	*.758*	*1138*	*2562*	*3700*	*2073*	*2010*	*22*	*767*	*1466*	*551*	*9107*	*111.1*

3-Pt. FG: Sacramento Kings 262-788 (.332); *Kimbrough 1-2 (.500); Les 66-154 (.429); Richmond 48-130 (.369); Brown 2-6 (.333); Higgins 43-133 (.323); Williams 61-191 (.319); *James 3-10 (.300); Webb 37-135 (.274); Simmons 1-11 (.091); Bonner 0-7; Conlon 0-4; Rambis 0-2; Tisdale 0-2; Causwell 0-1. Opponents 213-680 (.313).

*Did not finish season with team

Team Notes

- Kings closed out the 45th season in franchise history with a record of 25-57 (16-25 home, 9-32 away).
- Defeated San Antonio, 114-106, on Opening Night (11/6/92) at ARCO Arena in Garry St. Jean's head coaching debut.
- Snapped a 43-game regular season losing streak at the Great Western Forum that dated back to 1974 with a 124-114 win over the Lakers.
- Mitch Richmond became the first Kings player since 1981 to be named to an All-Star Game squad. However, Richmond was unable to participate in the contest due to a fractured right thumb suffered versus Atlanta (2/11/93).
- Guard-forward Walt Williams earned second-team All-Rookie honors after averaging 17.0 ppg, 4.5 rpg, 3.0 apg, and 1.12 spg.
- Club lost 150 player games to injury over the course of the campaign, including 115 in the final 50 games of the season. Of the 150 player games lost to injury, 95 came to Opening Night starters Mitch Richmond (37), Duane Causwell (26), Lionel Simmons (13), Spud Webb (13) and Wayman Tisdale (6).
- Defeated Dallas, 139-81, at ARCO Arena, marking the largest margin of victory (58 points) in franchise history (12/29/92). Just four nights later (1/2/93), the Kings defeated Philadelphia by 56 points, 154-98, at ARCO Arena to register the largest margins of victory in back-to-back games in NBA history.

1992-93 GAME-BY-GAME

G	DATE	SCORE	W/L +/-	OPPONENT	W/L	REC	KINGS HI. SCORER/REBOUNDER	OPPONENT HI. SCORER/REBOUNDER	ATT
1	11/6	114-106	+8	San Antonio	W	1-0	Richmond-26/Simmons-10	Elliott-29/Carr-9	17,317
2	11/8	124-114	+10	@LA Lakers	W	2-0	Richmond-29/Tisdale-10	Worthy-30/Campbell-9	15,021
3	11/10	99-97	+2	LA Clippers	W	3-0	Brown-22/Simmons-11	Manning-28/Norman-11	17,317
4	11/11	101-109	-8	@LA Clippers	L	3-1	Williams-24/Simmons-8	Manning-21/Manning-15	9236
5	11/14	117-133	-16	@Seattle	L	3-2	Williams-24/Simmons,Causwell-9	Pierce-27/Kemp-9	10,588
6	11/15	109-107	+2	Cleveland	W	4-2	Richmond-31/Tisdale-10	Williams-27/Nance,Williams-11	17,317
7	11/17	109-116	-7	@Houston	L	4-3	Causwell-20/Simmons-13	Olajuwon-34/Olajuwon-10	10,158
8	11/18	111-127	-16	@Phoenix	L	4-4	Brown-18/Williams-8	Ceballos-30/Ceballos-13	19,023
9	11/20	99-104	-5	Portland	L	4-5	Tisdale-29/Simmons-14	Robinson-21/Kersey-11	17,317
10	11/23	103-99	+4	Seattle	W	5-5	Richmond-29/Tisdale-14	Benjamin-18/Cage-19	17,317
11	11/25	99-114	-15	@Denver	L	5-6	Richmond-20/Chilcutt,Bonner-7	Jackson-23/Mutombo-13	8467
12	11/28	89-94	-5	New Jersey	L	5-7	Richmond-26/Rambis-7	Petrovic-26/Bowie,Anderson-8	17,317
13	11/29	99-107	-8	@Portland	L	5-8	Simmons-29/Simmons-9	Drexler-24/Robinson-13	12,888
14	12/1	117-110	+7	LA Lakers	W	6-8	Simmons-26/Williams-9	Threatt-26/Divac-10	17,317
15	12/4	111-112	-1	Charlotte	L	6-9	Richmond-27/Causwell,Willms-10	Johnson-27/Mourning-7	17,317
16	12/8	106-114	-8	Washington	L	6-10	Richmond-35/Tisdale-11	Gugliotta-20/Ellison-14	17,317
17	12/10	99-106	-7	Indiana	L	6-11	Tisdale-32/Tisdale-14	Schrempf-25/Schrempf-12	17,317
18	12/12	120-124	-4	Golden State	L	6-12	Richmond-27/Causwell-8	Mullin,Hardaway-31/Hill-10	17,317
19	12/15	98-106	-8	@Miami	L	6-13	Richmond-23/Tisdale-8	Seikaly-27/Seikaly-15	14,892
20	12/17	91-112	-21	@Orlando	L	6-14	Richmond-19/Simmns,Causwll-6	Anderson-25/O'Neal-20	15,151
21	12/18	108-119	-11	@Cleveland	L	6-15	Richmond,Simmons-16/Rambis-8	Nance,Price-22/Nance-13	13,134
22	12/20	98-104	-6	@New Jersey	L	6-16	Richmond-18/Causwell-7	Anderson-21/Coleman-24	11,023
23	12/22	102-99*	+3	@Milwaukee	W	7-16	Simmons-23/Simmons-12	Murdock-30/Murdock-15	14,536
24	12/23	102-96*	+6	@Minnesota	W	8-16	Richmond-30/Simmons-10	West-26/Laettner,Person-11	18,091
25	12/27	118-102	+16	Boston	W	9-16	Tisdale-31/Tisdale,Simmons-8	Abdelnaby-26/Parish-13	17,317
26	12/29	139-81	+58	Dallas	W	10-16	Bonner-23/Bonner-11	White-15/Bond-7	17,317
27	1/2	154-98	+56	Philadelphia	W	11-16	Williams-40/Bonner,Webb-7	Weatherspoon-20/Payne-6	17,317
28	1/5	126-106	+20	Denver	W	12-16	Richmond-25/Simmons-9	Ellis-20/Mutombo-13	17,317
29	1/8	90-93	-3	@LA Lakers	L	12-17	Tisdale-19/Simmons-10	Worthy-25/Divac-16	15,066
30	1/9	108-94	+14	Miami	W	13-17	Richmond-32/Simmons-9	Seikaly-18/Seikaly-11	17,317
31	1/12	93-104	-11	New York	L	13-18	Richmond-21/Tisdale-13	Starks-33/Ewing-11	17,317
32	1/14	104-114	-10	Phoenix	L	13-19	Tisdale-21/Simmons,Bonner-11	Dumas,Majerle-23/Miller,Maj-9	17,317
33	1/16	107-108	-1	@Utah	L	13-20	Simmons-33/Bonner-10	K. Malone-30/K. Malne,Crbn-11	19,911
34	1/18	111-107	+4	@Golden State	W	14-20	Williams-24/Bonner-12	Mullin-27/Hill-23	15,025
35	1/19	96-102	-6	Houston	L	14-21	Richmond-21/Bonner-14	Olajuwon-27/Olajuwon-15	17,317
36	1/22	127-135	-8	@Portland	L	14-22	Richmond-27/Bonner-14	Porter,Robinson-27/Drexler-8	12,888
37	1/23	113-108	+5	Minnesota	W	15-22	Richmond-24/Bonner-8	West-25/Laettner-11	17,317
38	1/25	106-117	-11	@Atlanta	L	15-23	Simmons-26/Tisdale-9	Wilkins-38/Willis-17	7162
39	1/27	107-117	-10	@Charlotte	L	15-24	Simmons-26/Bonner-10	Mourning-23/Johnson-15	23,698
40	1/29	130-120	+10	@Dallas	W	16-24	Simmons-35/Rambis-10	Harper-28/Davis-17	11,410
41	1/30	124-129	-5	@San Antonio	L	16-25	Tisdale-29/Simmons-11	Ellis-27/Robinson-12	16,057
42	2/1	115-119	-4	Orlando	L	16-26	Richmond-28/Tisdale-11	Anderson-31/Anderson-14	17,317
43	2/3	88-107	-19	Chicago	L	16-27	Richmond-17/Simmons-8	Jordan-36/Grant-11	17,317
44	2/5	103-116	-13	@Denver	L	16-28	Webb-21/Chilcutt-8	Williams-29/Mutombo-8	14,409
45	2/6	110-119	-9	@LA Clippers	L	16-29	Tisdale-27/Simmons-7	Harper-31/Manning-12	12,903
46	2/9	114-119	-5	Utah	L	16-30	Tisdale-31/Simmons,Bonner-8	K. Malone-36/K. Malone-11	17,317
47	2/11	116-105	+11	Atlanta	W	17-30	Richmond-25/Bonner,Rambis-9	Willis-25/Willis-19	17,317
48	2/13	110-111	-1	Golden State	L	17-31	Simmons-30/3 players-6	Hardaway,Sprewell-23/Hill-14	17,317
49	2/15	101-119	-8	@Chicago	L	17-32	Tisdale,Bonner-18/Bonner-9	Jordan-32/Williams-12	18,237
50	2/17	99-125	-26	@Indiana	L	17-33	Simmons-23/Bonner-11	Miller-27/Davis-13	10,537
51	2/18	114-121	-7	@Minnesota	L	17-34	Simmons-24/Bonner-8	Laettner-28/Laettner-16	17,813
52	2/23	116-123	-7	@LA Clippers	L	17-35	Williams-24/Simmons-11	Harper-25/Roberts-16	10,206
53	2/24	99-104	-5	LA Lakers	L	17-36	Williams-31/Brown-8	Threatt-23/Green-15	17,317
54	2/26	120-141	-21	Seattle	L	17-37	Tisdale,Williams-17/Chilcutt-11	Kemp-26/Kemp-10	17,317
55	2/27	121-117	+4	@Utah	W	18-37	Williams-37/Bonner-17	J. & K. Malone-24/Krystk-9	19,911
56	3/3	86-89	-3	Houston	L	18-38	Williams-18/Simmons-13	Olajuwon-30/Olajuwon-13	17,317
57	3/5	122-130	-8	@Phoenix	L	18-39	Simmons-17/Bonner-9	Barkley-32/West-12	19,023
58	3/6	102-119	-17	@Houston	L	18-40	Simmons-20/Bonner-7	Olajuwon-27/Olajuwon-15	14,551
59	3/9	108-128	-20	Phoenix	L	18-41	Tisdale-32/Simmons-15	Ceballos-40/Ceballos-12	17,317
60	3/11	109-95	+14	Minnesota	W	19-41	Simmons-28/3 players-7	Maxey-24/Maxey-12	17,317
61	3/13	122-94	+28	Dallas	W	20-41	Simmons-24/Williams-10	Davis-21/Smith-7	17,317
62	3/16	110-113	-3	Detroit	L	20-42	Simmons-34/Tisdale,Bonner-10	Dumars-31/Rodman-22	17,317
63	3/18	111-131	-20	@Seattle	L	20-43	Chilcutt-19/Conlon-8	Kemp-27/Kemp-17	10,977
64	3/19	101-113	-12	Golden State	L	20-44	Tisdale-22/Bonner-13	Alexander-20/Hill-16	17,317
65	3/23	121-104	+17	LA Clippers	W	21-44	Tisdale-40/Tisdale-8	Manning-30/Norman-12	17,317
66	3/25	111-113*	-2	Portland	L	21-45	Williams-35/Tisdale-14	Robinson-26/Willms,Rbnsn-10	17,317
67	3/27	105-125	-20	Milwaukee	L	21-46	Williams-30/Chilcutt,Bonner-8	Lohaus-34/Lohaus,Murdock-8	17,317
68	3/29	89-110	-21	@Boston	L	21-47	Williams-22/Causwell-8	Gamble-28/Kleine-20	14,890
69	3/30	87-109	-22	@New York	L	21-48	Tisdale-17/Brown-7	Starks-20/Ewing-17	19,763
70	4/1	117-97	+20	@Washington	W	22-48	Webb-27/3 players-8	Gugliotta,Grant-19/Gugliotta-18	7910
71	4/2	100-109	-9	@Detroit	L	22-49	Williams-29/Bonner-9	Dumars-35/Rodman-24	21,454
72	4/4	102-112	-10	@Philadelphia	L	22-50	Williams-17/Bonner-12	Hawkins-33/Gilliam-13	8345
73	4/6	100-101	-1	Denver	L	22-51	Webb-20/Bonner-9	Jackson-23/Mutombo-18	17,317
74	4/8	114-123	-9	Phoenix	L	22-52	Higgins-26/Rambis-11	Ceballos-28/West-13	17,317
75	4/9	97-111	-14	@Seattle	L	22-53	Higgins-22/Conlon-9	Perkins-19/Kemp-7	14,023
76	4/13	100-110	-10	San Antonio	L	22-54	Williams-20/4 players-6	Anderson,Ellis-17/Robinson-14	17,317
77	4/16	100-93	+7	@San Antonio	W	23-54	Simmons-26/Simmons-10	Robinson-19/Robinson-12	16,057
78	4/17	108-107*	+1	@Dallas	W	24-54	Webb-24/Bonner-13	Harper-23/Davis,Rooks-11	15,973
79	4/20	101-92	+9	Utah	W	25-54	Simmons-24/Tisdale,Simmons-10	K. Malone-25/Benoit-13	17,317
80	4/21	105-132	-27	@Golden State	L	25-55	Webb-34/Chilcutt-8	Spencer-24/Hill-15	15,025
81	4/23	108-112	-4	Portland	L	25-56	Brown-27/Causwell-8	Strickland-24/Kersey,WIlms-10	17,317
82	4/24	107-125	-18	@LA Lakers	L	25-57	Webb-24/Simmons-10	Green-26/Green-11	16,482

* overtime

1993-94 SACRAMENTO KINGS



Front row — from left to right, Mike Peplowski, Wayman Tisdale, Walt Williams, Olden Polynice, Duane Causwell, Trevor Wilson, Lionel Simmons, Randy Breuer. Back row — from left to right, Managing General Partner Jim Thomas, Assistant Coach Eddie Jordan, Assistant Coach Mike Schuler, Head Coach Garry St. Jean, Mitch Richmond, Randy Brown, Bobby Hurley, Spud Webb, LaBradford Smith, Andre Spencer, Assistant Coach Mike Bratz, Assistant Trainer Pete Youngman, Trainer Bill Jones.

Final Statistics

Player	G.	Min.	FGM	FGA	Pct.	FTM	FTA	Pct.	Off.	Def.	Tot.	Ast.	PF	DQ	Stl.	TO	Blk.	Pts.	Avg.
Mitch Richmond	78	2897	635	1428	.445	426	511	.834	70	216	286	313	211	3	103	216	17	1823	23.4
Wayman Tisdale	79	2557	552	1102	.501	215	266	.808	159	401	560	139	290	4	37	124	52	1319	16.7
Lionel Simmons	75	2702	436	996	.438	251	323	.777	168	394	562	305	189	2	104	183	50	1129	15.1
Spud Webb	79	2567	373	810	.460	204	251	.813	44	178	222	528	182	1	93	168	23	1005	12.7
Walt Williams	57	1356	226	580	.390	148	233	.635	71	164	235	132	200	6	52	145	23	638	11.2
Olden Polynice (Tot).	68	2402	346	662	.523	97	191	.508	299	510	809	41	189	2	42	78	67	789	11.6
Olden Polynice (Sac)	31	1052	124	256	.484	55	99	.556	151	202	353	19	81	1	18	29	31	303	9.8
Trevor Wilson (Tot) ..	57	1221	187	388	.482	92	166	.554	120	153	273	72	123	0	38	93	11	466	8.2
Trevor Wilson (Sac) .	52	1095	168	349	.481	79	141	.560	108	137	245	60	106	0	33	87	10	415	8.0
Pete Chilcutt*	46	974	152	328	.463	31	52	.596	100	171	271	71	116	2	43	56	28	335	7.3
Bobby Hurley	19	499	54	146	.370	24	30	.800	6	28	34	115	28	0	13	48	1	134	7.1
Andre Spencer (Tot).	28	349	52	118	.441	55	77	.714	30	43	73	22	43	0	19	21	7	159	5.7
Andre Spencer (Sac)	23	286	43	100	.430	52	73	.712	26	35	61	19	37	0	18	19	5	138	6.0
L. Smith (Tot)	66	877	124	306	.405	63	84	.750	34	50	84	109	96	2	40	50	5	332	5.0
L. Smith (Sac)	59	829	116	288	.403	48	64	.750	29	47	76	104	88	2	37	49	4	301	5.1
Randy Brown	61	1041	110	251	.438	53	87	.609	40	72	112	133	132	2	63	75	14	273	4.5
Duane Causwell	41	674	71	137	.518	40	68	.588	68	118	186	11	109	2	19	33	49	182	4.4
Mike Peplowski	55	667	76	141	.539	24	44	.545	49	120	169	24	131	2	17	34	25	176	3.2
Jim Les*	18	169	13	34	.382	11	13	.846	5	8	13	39	16	0	7	11	1	45	2.5
Evers Burns*	23	143	22	55	.400	12	23	.522	13	17	30	9	33	0	6	7	3	56	2.4
Randy Breuer	26	247	8	26	.308	3	14	.214	15	41	56	8	30	0	6	9	19	19	0.7
Kings	*82*	*19755*	*3179*	*7027*	*.452*	*1676*	*2292*	*.731*	*1122*	*2349*	*3471*	*2029*	*1979*	*27*	*669*	*1333*	*355*	*8291*	*101.1*
Opponents	*82*	*19755*	*3360*	*7017*	*.479*	*1767*	*2448*	*.722*	*1189*	*2574*	*3763*	*2052*	*1895*	*14*	*746*	*1341*	*498*	*8764*	*106.9*

3-Pt. FG: Sacramento Kings 257-729 (.353); *Les 8-18 (.444); Richmond 127-312 (.407); Simmons 6-17 (353); Smith 21-60 (.350); Webb 55-164 (.335); Williams 38-132 (.288); Hurley 2-16 (.125); Brown 0-4; Wilson 0-2; Breuer 0-1; Chilcutt 0-1; Peplowski 0-1; Polynice 0-1. Opponents 227-771 (.359).

* Did not finish season with team

Team Notes

- Kings posted a 28-54 record in 1993-94, a three-game improvement over the 1992-93 campaign (25-57).
- Sacramento finished ahead of the Los Angeles Clippers (27-55) in the Pacific Division standings, marking the first time since 1988-89 that the Kings did not finish at the bottom of their division.
- Guard Mitch Richmond became the first Kings player since Otis Birdsong in 1980-81 to earn All-NBA honors when he was voted to the second team. Richmond ranked seventh in the NBA in scoring (23.4 ppg) in the regular season, while also avearging 3.7 rpg, 4.0 apg, and 1.32 spg.
- Richmond also became the first Kings player since Nate Archibald in 1975 and the eighth in franchise history to start in an NBA All-Star Game, tallying 10 points, two rebounds, and three assists in 24 minutes for the West squad in the 44th Annual affair in Minneapolis, MN.
- Kings were stricken by the injury bug throughout the season, losing 226 player games to injury or illness, the third highest total in the NBA in 1993-94 and the second most in the Sacramento-era. The rash of injuries forced Head Coach Garry St. Jean to utilize 20 different starting combinations over the course of the season.

1993-94 GAME-BY-GAME

G	DATE	SCORE	W/L +/-	OPPONENT	W/L	REC	KINGS HI. SCORER/REBOUNDER	OPPONENT HI. SCORER/REBOUNDER	ATT
1	11/5	109-100	+9	Denver	W	1-0	Tisdale-21/Simmons-12	Abdul-Rauf-25/Mutombo-17	17,317
2	11/7	110-132	-22	@Phoenix	L	1-1	Richmond-25/Chilcutt-11	K. Johnson-32/Green-14	19,023
3	11/10	112-101	+11	LA Lakers	W	2-1	Simmons-33/Simmons-10	Worthy-20/Divac-15	17,317
4	11/12	93-91	+2	San Antonio	W	3-1	Tisdale-25/Chilcutt-8	Robinson-32/Rodman-24	17,317
5	11/14	102-132	-30	@New Jersey	L	3-2	Richmond-23/Tisdale-7	Anderson,Coleman-26/four-8	12,562
6	11/16	95-118	-23	@Atlanta	L	3-3	Tisdale-26/Tisdale-11	Wilkins-26/Willis,Koncak-8	6949
7	11/17	113-130	-17	@Charlotte	L	3-4	Richmond-26/Tisdale-10	Johnson-23/Mourning,Jhn-8	23,698
8	11/19	108-113	-5	@Minnesota	L	3-5	Richmond-30/Richmond-9	Laettner-27/Laettner-13	17,810
9	11/21	103-101	+2	Chicago	W	4-5	Richmond-28/Tisdale-9	Armstrong-23/Grant-18	17,317
10	11/24	93-120	-27	Seattle	L	4-6	Richmond-24/Chilcutt,Rchmnd-6	Payton-23/Kemp-15	17,317
11	11/26	89-92	-3	Houston	L	4-7	Richmond-32/Richmond-11	Olajuwon-36/Thorpe-14	17,317
12	11/28	109-120	-11	@Portland	L	4-8	Richmond-29/Peplowksi-11	Drexler-24/Kersey-14	12,888
13	11/29	103-105	-2	Indiana	L	4-9	Richmond-26/Williams-11	D. Davis-20/D. Davis-13	17,317
14	12/1	101-111	-10	Minnesota	L	4-10	Tisdale,Williams-25/Peplowski-8	West-23/Brown-12	17,317
15	12/4	101-123	-22	@New York	L	4-11	Simmons-22/Chilcutt-6	Ewing-31/Oakley-15	19,763
16	12/7	87-105	-18	@Indiana	L	4-12	Simmons-26/Chilcutt-9	Miller-22/D. Davis-9	9462
17	12/8	115-129	-14	@Boston	L	4-13	Richmond-34/Simmons-13	Gamble-23/Pinckney-13	14,890
18	12/10	109-103	+6	@Philadelphia	W	5-13	Richmond-26/Simmons-16	Bradley-17/Weatherspoon-14	8676
19	12/12	102-112	-10	LA Clippers	L	5-14	Tisdale-27/Simmons-12	Manning-28/Manning-12	17,317
20	12/15	95-96	-1	Milwaukee	L	5-15	Richmond-27/Simmons-15	Murdock-32/Brkswki,Nrmn-6	17,317
21	12/17	94-109	-15	Golden State	L	5-16	Simmons-22/Simmons-12	Mullin-23/Owens-10	17,317
22	12/19	91-97	-6	Orlando	L	5-17	Richmond-32/Tisdale-10	O'Neal-27/O'Neal-17	17,317
23	12/23	114-88	+26	Washington	W	6-17	Richmond-22/Tisdale-9	Gugliotta-18/4 players-6	17,317
24	12/26	95-109	-14	@Miami	L	6-18	Richmond-38/Simmons-9	Smith-23/Smith-4	15,200
25	12/27	110-122	-12	@Orlando	L	6-19	Richmond-40/Peplowski-9	O'Neal-32/O'Neal-17	15,291
26	12/29	103-97	+6	@Washington	W	7-19	Simmons-27/Tisdale-11	MacLean-25/Gugliotta-11	18,756
27	12/30	97-91	+6	@Detroit	W	8-19	Tisdale-21/Smith,Tisdale-12	Mills-22/Polynice-13	19,399
28	1/2	119-116	+3	Dallas	W	9-19	Simmons-25/Simmons-10	Mashburn-30/Jones-7	17,317
29	1/4	112-115	-3	@Golden State	L	9-20	Richmond-34/Tisdale-11	Webber-36/Webber-13	15,025
30	1/5	106-98	+8	LA Lakers	W	10-20	Richmond-23/Chilcutt-15	Threatt-20/Divac-19	17,317
31	1/7	93-102	-9	@Seattle	L	10-21	Richmond-27/Simmons-13	Schrempf-20/Payton-8	14,709
32	1/8	98-104	-6	@Denver	L	10-22	Richmond-28/Tisdale-11	Ellis-22/Mutombo-19	14,709
33	1/11	103-95	+8	Miami	W	11-22	Tisdale-23/Tisdale-11	Smith-26/Long-12	17,317
34	1/13	115-104	+11	Charlotte	W	12-22	Tisdale-22/Smith,Tisdale-13	Mourning-18,Mourning-14	17,317
35	1/15	103-119	-16	Phoenix	L	12-23	Wilson-25/Wilson,Simmons-10	Green-35/Green-19	17,317
36	1/19	95-114	-19	Seattle	L	12-24	Wilson-18/Wilson-9	Payton-24/Cage-9	17,317
37	1/21	83-112	-29	@Utah	L	12-25	Richmond-18/Chilcutt,Tisdale-6	K. Malone-20/Spencer-11	19,911
38	1/22	109-119*	-10	Cleveland	L	12-26	Simmons,Webb-22/Simmons-9	Daugherty-27/Daugherty-15	17,317
39	1/25	91-107	-16	@San Antonio	L	12-27	Richmond-15/Simmons-7	Robinson-31/Rodman-20	17,630
40	1/27	97-113	-16	@Houston	L	12-28	Tisdale,Richmond-15/Williams-9	Olajuwon-24/Thorpe-14	11,467
41	1/29	101-108	-7	@Dallas	L	12-29	Richmond-34/Wilson-10	Jackson-24/White-14	12,157
42	2/1	102-97	+5	Portland	W	13-29	Tisdale-30/Wilson-10	C. Robinson-30/Strickland-9	17,317
43	2/4	83-108	-25	Denver	L	13-30	Smith-14/Tisdale-10	Ellis-19/Ellis-12	17,317
44	2/5	110-122	-12	@LA Clippers	L	13-31	Richmond-30/Tisdale-11	Manning-27/Harper-10	10,773
45	2/8	100-124	-24	@Portland	L	13-32	Tisdale-26/Wilson-14	Drexler-21/Williams-15	12,888
46	2/9	105-95	+10	LA Clippers	W	14-32	Richmond-35/Simmons-11	Harper-26/Williams-8	17,317
47	2/10	103-84	+19	@LA Lakers	W	15-32	Simmons-32/Causwell-11	Van Exel-17/Lynch-16	10,785
48	2/15	113-123	-10	@Golden State	L	15-33	Williams-22/Simmons-6	Owens-29/Owens,Johnson-10	15,025
49	2/16	94-92*	+2	Philadelphia	W	16-33	Richmond-32/Williams-15	Weatherspoon-20/Perry-13	17,317
50	2/18	90-81	+9	Utah	W	17-33	Richmond-27/Simmons-13	K. Malone-19/Spencer-18	17,317
51	2/21	86-112	-26	@Phoenix	L	17-34	Tisdale-14/Causwell,Simmons-8	Barkley-23/Barkley-11	19,023
52	2/22	95-93	+2	Boston	W	18-34	Richmond-23/Simmons,Tisdale-8	McDaniel-22/Fox-15	17,317
53	2/24	102-90	+12	LA Lakers	W	19-34	Simmons-29/Polynice-12	Threatt-28/Divac-16	17,317
54	2/25	111-121	-10	@LA Clippers	L	19-35	Richmond-37/Polynice-20	Spencer-28/Spencer-14	8083
55	3/1	88-100	-12	New York	L	19-36	Richmond-29/Polynice,Tisdale-9	Ewing-28/Ewing-21	17,317
56	3/5	98-114	-16	@Seattle	L	19-37	Webb-21/Polynice-8	Kemp-25/Kemp-14	14,677
57	3/6	85-102	-17	Seattle	L	19-38	Spencer-18/Polynice-11	Payton-24/Kemp-11	17,317
58	3/8	82-103	-21	@Cleveland	L	19-39	Tisdale,Richmond-16/Polynice-13	Williams,Brandon-18/Hill-13	18,341
59	3/9	104-96	+8	@Minnesota	W	20-39	Richmond-35/Polynice-10	West,Person-28/Person-9	17,436
60	3/11	108-100	+8	@Milwaukee	W	21-39	Richmond-25/Polynice-21	Baker-22/Baker-11	17,508
61	3/12	94-111	-17	@Chicago	L	21-40	Richmond-22/Simmons-7	Pippen-20/3 players-8	18,676
62	3/14	102-108	-6	Detroit	L	21-41	Richmond-21/Polynice-13	Thomas-22/Chilcutt-12	17,317
63	3/16	132-111	+21	New Jersey	W	22-41	Richmond-25/Polynice-12	Coleman-29/Williams,Colmn-9	17,317
64	3/18	115-103	+12	@Denver	W	23-41	Richmond-29/Polynice-10	Pack-24/Williams-17	17,171
65	3/19	100-107	-7	@San Antonio	L	23-42	Richmond-27/Polynice-9	Robinson-48/Robinson-16	20,640
66	3/22	94-96	-2	Portland	L	23-43	Simmons-26/Tisdale-17	Drexler-28/Williams-15	17,317
67	3/24	91-107	-16	San Antonio	L	23-44	Richmond-24/Tisdale-7	Robinson-38/Rodman-18	17,317
68	3/25	91-100	-9	@Portland	L	23-45	Simmons-20/Polynice-8	Drexler-23/Williams-14	12,888
69	3/29	101-122	-21	Houston	L	23-46	Richmond-24/Tisdale-10	Thorpe-21/Thorpe-18	17,317
70	3/31	102-106	-4	Atlanta	L	23-47	Williams-32/Simmons-9	Willis-29/Willis-21	17,317
71	4/2	102-87	+15	Minnesota	W	24-47	Tisdale-24/Polynice-17	Laettner-19/Kings-12	17,317
72	4/5	80-88	-8	Dallas	L	24-48	Richmond-22/Polynice-16	Jackson-16/Rooks-10	17,317
73	4/6	123-128*	-5	@LA Lakers	L	24-49	Richmond-39/Polynice-15	Worthy-31/Divac-14	12,066
74	4/8	104-101	+3	Phoenix	W	25-49	Richmond-33/Polynice-11	Barkley-30/Barkley-16	17,317
75	4/11	118-97	+21	LA Clippers	W	26-49	Tisdale-26/Polynice-18	Vaught-21/Vaught-11	17,317
76	4/12	91-126	-35	@Utah	L	26-50	Richmond-20/Spencer-10	Malone-21/Malone-11	19,911
77	4/14	99-104	-5	@Houston	L	26-51	Richmond-26/Polynice-20	Olajuwon-34/Horry-14	13,127
78	4/16	106-98	+8	@Dallas	W	27-51	Tisdale-32/Polynice-10	Jackson-20/Jones-13	12,376
79	4/19	108-115	-7	Utah	L	27-52	Webb-28/Polynice-10	Malone-30/Malone-13	17,317
80	4/21	96-121	-25	@Golden State	L	27-53	Tisdale-17/Wilson-11	Grayer-19/Owens-12	15,025
81	4/23	100-101	-1	@Phoenix	L	27-54	Webb-32/Polynice-16	K. Johnson-20/Barkley-14	19,023
82	4/24	105-97	+8	Golden State	W	28-54	Webb-25/Polynice-14	Jennings-15/Gatling-13	17,317

* overtime

1994-95 SACRAMENTO KINGS



Front row — from left to right, Michael Smith, Brian Grant, Walt Williams, Duane Causwell, Olden Polynice, Lionel Simmons, Henry Turner. Back row — from left to right, Head Coach Garry St. Jean, Assistant Coach Eddie Jordan, Assistant Coach Mike Bratz, Mitch Richmond, Randy Brown, Spud Webb, Bobby Hurley, Doug Lee, Assistant Trainer Pete Youngman, Trainer Bill Jones.

Final Statistics

Player	G.	Min.	FGM	FGA	Pct.	FTM	FTA	Pct.	Off.	Def.	Tot.	Ast.	PF	DQ	Stl.	TO	Blk.	Pts.	Avg.
Mitch Richmond	82	3172	668	1497	.446	375	445	.843	69	288	357	311	227	2	91	234	29	1867	22.8
Walt Williams	77	2739	445	998	.446	266	364	.731	100	245	345	316	265	3	123	243	63	1259	16.4
Brian Grant	80	2289	413	809	.511	231	363	.636	207	391	598	99	276	4	49	163	116	1058	13.2
Spud Webb	76	2458	302	689	.438	226	242	.934	29	145	174	468	148	0	75	185	8	878	11.6
Olden Polynice	81	2534	376	691	.544	124	194	.639	277	448	725	62	238	0	48	113	52	877	10.8
Michael Smith	82	1736	220	406	.542	127	262	.485	174	312	486	67	235	1	61	106	49	567	6.9
Lionel Simmons	58	1064	131	312	.420	59	84	.702	61	135	196	89	118	0	28	70	23	327	5.6
Alaa Abdelnaby*	51	476	117	220	.532	20	35	.571	34	72	106	13	102	1	15	40	12	254	5.0
Randy Brown	67	1086	124	287	.432	55	82	.671	24	84	108	133	153	0	99	78	19	317	4.7
Bobby Hurley	68	1105	103	284	.363	58	76	.763	14	56	70	226	79	0	29	110	0	285	4.2
Duane Causwell	58	820	76	147	.517	57	98	.582	57	117	174	15	146	4	14	33	80	209	3.6
Trevor Wilson*	15	147	18	40	.450	11	14	.786	10	16	26	12	12	0	4	6	2	47	3.1
Henry Turner	30	149	23	57	.404	20	35	.571	17	11	28	7	20	0	8	12	1	68	2.3
Doug Lee	22	75	9	25	.360	18	21	.857	0	5	5	5	18	0	6	5	3	43	2.0
Derrick Phelps	3	5	0	1	.000	0	2	.000	0	0	0	1	3	0	0	0	0	0	0.0
Kings	*82*	*19855*	*3025*	*6463*	*.468*	*1647*	*2317*	*.711*	*1073*	*2325*	*3398*	*1824*	*2040*	*15*	*650*	*1449*	*457*	*8056*	*98.2*
Opponents	*82*	*19855*	*2964*	*6549*	*.453*	*1833*	*2473*	*.741*	*1145*	*2268*	*3413*	*1820*	*2033*	*18*	*756*	*1348*	*515*	*8138*	*99.2*

3-Pt. FG: Sacramento Kings 359-1037 (.346); Polynice 1-1 (1.000); Turner 2-5 (.400); Lee 7-18 (.389); Simmons 6-16 (.375); Richmond 156-424 (.368); Williams 103-296 (.348); Webb 48-145 (.331); Brown 14-47 (.298); Hurley 21-76 (.276); Grant 1-4 (.250); Smith 0-2; Causwell 0-1. Opponents 377-1240 (.304).

* Did not finish season with team

Team Notes

- Kings registered a 39-43 regular-season record, marking the franchise's most victories in a season since 1982-83 (45-37). Sacramento finished fifth in the Pacific Division, and missed advancing to the NBA Playoffs by just one game after falling 102-89 at Denver (4/23/95) on the final day of the regular season in a winner-take-all battle for the eighth and final Western Conference Playoff berth.

- Guard Mitch Richmond earned Second-Team All-NBA honors after averaging 22.8 ppg, 4.4 rpg, 3.8 apg, and 1.11 spg. Richmond's 22.8 ppg led all guards in scoring and ranked eighth in the NBA.

- Richmond was named MVP of the 45th Annual All-Star Game in Phoenix, scoring a game-high 23 points (10-13 FG, 3-3 3pt, 0-0 FT) with four rebounds and two assists in only 22 minutes off the bench to lead the Western Conference to a 139-112 victory over the East. The 10-for-13 (.769) shooting performance is the third best in All-Star history.

- Forward Brian Grant was named to the NBA's First-Team All-Rookie squad, averaging 13.2 ppg (.511 FG%), 7.5 rpg, and 1.45 bpg. Grant earned Schick Rookie of the Month honors for January after averaging 15.8 ppg (.511 FG%), 9.7 rpg, and 2.13 bpg in helping lead the Kings to a 9-6 mark.

1994-95 GAME-BY-GAME

G	DATE	SCORE	W/L +/-	OPPONENT	W/L	REC	KINGS HI. SCORER/REBOUNDER	OPPONENT HI. SCORER/REBOUNDER	ATT
1	11/4	107-89	+18	Phoenix	W	1-0	Richmond-20/Polynice,Grant-10	Tisdale-16/Green-12	17,317
2	11/9	108-100	+8	@Seattle	W	2-0	Richmond-28/Williams-7	Kemp-21/Kemp-9	16,352
3	11/10	84-104	-20	Portland	L	2-1	Richmond-23/Grant-9	C. Robinson-25/Dudley-17	17,317
4	11/12	105-97	+8	Atlanta	W	3-1	Richmond-32/Polynice-9	Norman-21/Long-9	17,317
5	11/15	99-105	-6	@Houston	L	3-2	Richmond-31/Polynice-11	Olajuwon-28/Olajuwon-14	14,656
6	11/17	94-96	-2	@Dallas	L	3-3	Richmond-21/Richmond-9	Mashburn-23/Taprley-9	13,516
7	11/20	96-88	+8	Cleveland	W	4-3	Grant-18/Grant-10	Hill-17/Hill-20	17,317
8	11/23	98-103	-5	New Jersey	L	4-4	Richmond-27/Causwell-11	Gilliam-24/Coleman-12	17,317
9	11/25	108-105*	+3	Denver	W	5-4	Richmond-33/Polynice-13	Pack-24/Mutombo-16	17,317
10	11/27	89-94	-5	Utah	L	5-5	Richmond-25/Polynice-11	Malone-25/Malone,Benoit-14	17,317
11	11/29	94-89	+5	@Miami	W	6-5	Williams-20/Grant-7	Coles-19/Rice,Willis-7	14,301
12	11/30	107-114	-7	@Orlando	L	6-6	Richmond-20/Grant-8	O'Neal-41/Grant-11	16,010
13	12/2	96-99	-3	@Philadelphia	L	6-7	Richmond-30/Polynice-9	Burton-25/Bradley,Williams-7	9336
14	12/3	94-89	+5	@New Jersey	W	7-7	Richmond-31/Smith-11	Gilliam-22/Williams-14	20,049
15	12/6	108-95	+13	Milwaukee	W	8-7	Polynice-22/Polynice-16	Robinson-31/Conlon-12	17,317
16	12/8	103-91	+12	Seattle	W	9-7	Richmond-26/Richmond-9	Askew-17/Kemp-19	17,317
17	12/10	106-94	+12	Golden State	W	10-7	Richmond-24/Grant-12	Hardaway-23/Rozier-11	17,317
18	12/11	88-93	-5	@Portland	L	10-8	Grant,Richmond-17/Williams-7	Strickland-24/Dudley-9	12,888
19	12/13	112-107	+5	@Golden State	W	11-8	Richmond-29/Smith-8	Hardaway-23/Seikaly-12	15,025
20	12/15	84-94	-10	New York	L	11-9	Richmond-21/Smith-9	Ewing-27/Ewing-18	17,317
21	12/17	98-109	-11	@Phoenix	L	11-10	Williams,Richmond-20/Polynice-7	Barkey-27/Barkley-14	19,023
22	12/20	105-102	+3	Washington	W	12-10	Richmond-28/Polynice-15	Webber,Dckwrth-19/Hwrd-12	17,317
23	12/22	109-89	+20	Minnesota	W	13-10	Williams,Polynice-17/Causwell-9	Rider-27/Foster-8	17,317
24	12/23	89-100	-11	@LA Lakers	L	13-11	Richmond-25/Polynice-18	Jones-27/Divac-10	12,637
25	12/26	103-123	-20	@Seattle	L	13-12	Grant-23/Smith-13	Perkins-26/Kemp-9	15,780
26	12/27	102-101	+1	Portland	W	14-12	Richmond-30/Simmons-10	Strickland-22/Dudley-10	17,317
27	12/30	85-82	+3	Philadelphia	W	15-12	Richmond-21/Polynice,Willms-11	Barros-23/Bradley-16	17,317
28	1/3	100-108	-8	Phoenix	L	15-13	Webb-23/Polynice-14	Barkley-26/Manning-10	17,317
29	1/5	94-88	+6	Detroit	W	16-13	Grant-24/Polynice-15	Dumars-24/Mills-11	17,317
30	1/7	96-95	+1	Miami	W	17-13	Williams,Richmnd-27/Grnt,Smth-7	Rice-23/Willis,Owens-9	17,317
31	1/10	98-85	+13	@Minnesota	W	18-13	Grant-18/Polynice-15	Laettner-26/Laettner-10	13,017
32	1/11	88-97	-9	@Milwaukee	L	18-14	Richmond-19/Polynice-14	Baker-26/Pinckney-15	13,279
33	1/13	89-79	+10	@Chicago	W	19-14	Polynice-25/Grant-14	Kukoc-19/Blount-8	22,243
34	1/15	97-98	-1	@Boston	L	19-15	Grant-25/Grant,Polynice-12	Wilkins-22/Montross-13	14,890
35	1/17	95-88	+7	Portland	W	20-15	Richmond-29/Grant-16	C. Robinson-22/Dudley-11	17,317
36	1/19	112-103	+9	Golden State	W	21-15	Richmond-26/Smith-11	Hardaway-29/Alexander-17	17,317
37	1/21	92-86	+6	@LA Clippers#	W	22-15	Richmond-21/Polynice-11	Vaught-21/Vaught-13	17,751
38	1/22	87-103	-16	@Portland	L	22-16	Richmond-18/Grant-9	C. Robinson-27/Dudley-10	12,888
39	1/24	110-109**	+1	Dallas	W	23-16	Richmond-32/Polynice-17	Mashburn-35/L. Williams-13	17,317
40	1/25	88-130	-42	@Utah	L	23-17	Richmond-18/Polynice,Grant-7	Malone-25/Malone-10	19,911
41	1/28	87-84	+3	@Dallas	W	24-17	Grant-23/Grant-11	Mashburn-21/Jones-17	17,502
42	1/31	96-97	-1	San Antonio	L	24-18	Richmond-33/Grant-12	Robinson-23/Rodman-19	17,317
43	2/2	88-68	+20	Chicago	W	25-18	Williams-20/Grant-10	Pippen-22/Pippen-11	17,317
44	2/4	96-97	-1	@San Antonio	L	25-19	Abdelnaby-24/Polynice-8	Robinson-34/Rodman-22	18,436
45	2/8	86-97	-11	Houston	L	25-20	Richmond-28/Smith-8	Olajuwon-31/Olajuwon-17	17,317
46	2/14	108-101	+7	Boston	W	26-20	Williams-25/Polynice,Grant-10	Wilkins-23/Radja-18	17,317
47	2/16	98-82	+16	LA Lakers	W	27-20	Williams-18/Polynice-16	Jones-18/Jones-10	17,317
48	2/18	109-92	+17	LA Clippers	W	28-20	Richmond-25/Polynice-11	Piatkowski-20/Outlaw-7	17,317
49	2/20	93-99	-6	@Detroit	L	28-21	Webb-24/Grant-10	Hill-20/West,Miller-10	15,148
50	2/22	89-100	-11	@Charlotte	L	28-22	Williams-28/Polynice-13	Mourning-29/Mourning-17	23,698
51	2/23	90-103	-13	@New York	L	28-23	Williams-20/Polynice-11	Ewing-38/Mason-12	19,763
52	2/25	98-102	-4	@Washington	L	28-24	Richmond-32/Polynice,Grant-9	Webber-25/Muresan-8	18,756
53	2/27	99-118	-19	@Atlanta	L	28-25	Richmond-20/Grant-9	Lang,Long-20/Long-10	10,539
54	3/1	87-98	-11	Minnesota	L	28-26	Richmond-21/Polynice-11	Rooks-28/Rooks-13	17,317
55	3/3	104-109**	-5	@LA Lakers	L	28-27	Grant-29/Polynice-10	Divac-27/Divac-19	12,040
56	3/5	88-80	+8	Charlotte	W	29-27	Williams,Richmond-20/Grant-10	Curry-21/Johnson-12	17,317
57	3/7	95-102*	-7	Utah	L	29-28	Williams-31/Grant-9	Malone-33/Malone-12	17,317
58	3/9	94-109	-15	Indiana	L	29-29	Richmond-21/3 players-6	Miller-30/Smits-12	17,317
59	3/10	93-110	-17	@Utah	L	29-30	Richmond-19/Polynice-10	Malone-22/Chambers-8	19,911
60	3/12	105-93	+12	@LA Clippers	W	30-30	Williams-25/Smith-10	Vaught-20/Vaught-8	8740
61	3/14	90-91	-1	Dallas	L	30-31	Grant-27/Polynice-18	Mashburn-27/Jones,Willms-12	17,317
62	3/16	101-123	-22	@Denver	L	30-32	Richmond-17/Polynice-8	Abdul-Rauf,Ellis-19/Mtmbo-12	17,171
63	3/17	128-110	+18	Golden State	W	31-32	Richmond-27/Polynice-11	Gatling-27/Rozier-13	17,317
64	3/19	116-121	-5	@LA Lakers	L	31-33	Richmond-38/Grant,Smith-10	Van Exel-35/Bowie-11	13,219
65	3/20	91-89	+2	Denver	W	32-33	Richmond-20/Polynice-12	Abdul-Rauf-27/Rose-8	17,317
66	3/22	89-101	-12	@Cleveland	L	32-34	Richmond-19/Grant-11	Price-23/Cage-14	20,562
67	3/24	96-103	-7	@Indiana	L	32-35	Richmond-30/Grant-9	Smits-31/Davis-16	16,482
68	3/26	104-98	+6	@Minnesota	W	33-35	Richmond-23/Polynice-9	Laettner-23/Rooks-10	15,553
69	3/28	117-106	+11	Orlando	W	34-35	Richmond-35/Grant-9	O'Neal-32/O'Neal-12	17,317
70	3/30	96-113	-17	Phoenix	L	34-36	Richmond-32/Grant-8	Barkley-27/Green-10	17,317
71	3/31	95-120	-25	@Seattle	L	34-37	Grant-21/Smith-11	Payton-27/Kemp-12	14,698
72	4/4	109-105	+4	Houston	W	35-37	Williams-30/Smith-11	Drexler-29/Drexler-8	17,317
73	4/6	94-96	-2	San Antonio	L	35-38	Richmond-24/Grant-11	Robinson-29/Cummings-15	17,317
74	4/8	105-112*	-7	LA Clippers	L	35-39	Richmond-44/Polynice-9	Massenburg-26/Riley-10	17,317
75	4/11	117-85	+32	@LA Clippers	W	36-39	Williams-25/Polynice-9	Dehere,Ptwski-14/Msbrg,Smith-5	8836
76	4/12	109-99	+10	LA Lakers	W	37-39	Polynice-27/Polynice-16	Divac-24/Divac-15	17,317
77	4/14	88-98	-10	@San Antonio	L	37-40	Richmond-22/Polynice-13	Robinson-32/Robinson-16	25,130
78	4/15	84-98	-14	@Houston	L	37-41	Williams,Richmond-19/Grant-9	Smith-18/Olajuwon-13	16,611
79	4/18	101-111	-10	@Phoenix	L	37-42	Richmond-28/Smith-8	Barkley-28/Barkley-11	19,023
80	4/20	112-98	+14	@Golden State	W	38-42	Richmond-30/Smith-11	Wood-18/Rozier-19	15,025
81	4/21	105-97	+8	Seattle	W	39-42	Williams-27/Polynice-14	Schrempf-26/Kemp-7	17,317
82	4/23	89-102	-13	@Denver	L	39-43	Richmond-32/Polynice,Grant-8	Williams-23/Mutombo-19	17,171

Anaheim
* overtime

1995-96 SACRAMENTO KINGS



Front row — from left to right, Michael Smith, Brian Grant, Walt Williams, Duane Causwell, Olden Polynice, Lionel Simmons, Tyrone Corbin. Back row — from left to right, Assistant Coach Eddie Jordan, Assistant Coach Mike Bratz, Head Coach Garry St. Jean, Byron Houston, Sarunas Marciulionis, Tyus Edney, Mitch Richmond, Bobby Hurley, Clint McDaniel, Corliss Williamson, Assistant Trainer Pete Youngman, Trainer Bill Jones.

Final Statistics

Player	G.	Min.	FGM	FGA	Pct.	FTM	FTA	Pct.	Off.	Def.	Tot.	Ast.	PF	DQ	Stl.	TO	Blk.	Pts.	Avg.
Mitch Richmond	81	2946	611	1368	.447	425	491	.866	54	215	269	255	233	6	125	220	19	1872	23.1
Walt Williams*	45	1381	235	540	.435	130	172	.756	62	145	207	165	151	0	53	103	42	658	14.6
Brian Grant	78	2398	427	842	.507	262	358	.732	175	370	545	127	269	9	40	185	103	1120	14.4
Billy Owens (Tot)	62	1982	323	673	.480	157	247	.636	143	268	411	204	192	2	49	164	38	808	13.0
Billy Owens (Sac)	22	594	84	200	.420	45	70	.643	49	76	125	70	60	1	19	51	16	218	9.9
Olden Polynice	81	2441	431	818	.527	122	203	.601	257	507	764	58	250	3	52	127	66	985	12.2
Sarunas Marciulionis	53	1039	176	389	.452	155	200	.775	20	57	77	118	112	1	52	96	4	571	10.8
Tyus Edney	80	2481	305	740	.412	197	252	.782	63	138	201	491	203	2	89	192	3	860	10.8
Tyrone Corbin*	49	930	117	259	.452	77	92	.837	55	124	179	61	96	1	47	50	17	312	6.4
Kevin Gamble (Tot)	65	1325	152	379	.401	38	48	.792	21	92	113	100	147	2	35	43	8	386	5.9
Kevin Gamble (Sac)	21	292	35	82	.427	5	10	.500	7	20	27	18	28	0	4	11	3	81	3.9
Corliss Williamson	53	609	125	268	.466	47	84	.560	56	58	114	23	115	2	11	76	9	297	5.6
Michael Smith	65	1384	144	238	.605	68	177	.384	143	246	389	110	166	0	47	72	46	357	5.5
Lionel Simmons	54	810	86	217	.396	55	75	.733	41	104	145	83	85	0	31	51	20	246	4.6
Byron Houston	25	276	32	64	.500	21	26	.808	31	53	84	7	59	2	13	17	7	86	3.4
Duane Causwell	73	1044	90	216	.417	70	96	.729	86	162	248	20	173	2	27	53	78	250	3.4
Bobby Hurley	72	1059	65	230	.283	68	85	.800	12	63	75	216	121	0	28	86	3	220	3.1
Clint McDaniel	12	71	8	23	.348	12	16	.750	3	7	10	7	10	0	5	2	0	30	2.5
Kings	*82*	*19755*	*2971*	*6494*	*.458*	*1759*	*2407*	*.731*	*1114*	*2345*	*3459*	*1829*	*2131*	*29*	*643*	*1442*	*436*	*8163*	*99.5*
Opponents	*82*	*19755*	*2987*	*6461*	*.462*	*1950*	*2596*	*.751*	*1056*	*2312*	*3368*	*1805*	*2006*	*21*	*767*	*1356*	*505*	*8385*	*102.3*

3-Pt. FG: Sacramento Kings 462-1194 (.387); Smith 1-1 (1.000); Richmond 225-515 (.437); Owens 5-12 (.417); Marciulionis 64-157 (.408); Simmons 19-51 (.373); Edney 53-144 (.368); Williams 58-170 (.341); McDaniel 2-6 (.333); Houston 1-3 (.333); Polynice 1-3 (.333); Hurley 22-76 (.289); Gamble 6-23 (.261); Grant 4-17 (.235); Corbin 1-12 (.083); Causwell 0-1; Williamson 0-3. Opponents 461-1215 (.379).

* Did not finish season with team

1995-96 Playoffs

Fifth Place in Pacific Division

First Round (1-3)	April 26	Sacramento	85	@	Seattle	97
	April 28	Sacramento	90	@	Seattle	81
	April 30	Sacramento	89	vs.	Seattle	96
	May 2	Sacramento	87	vs.	Seattle	101

Team Notes

- With a regular-season record of 39-43, the Kings finished fifth in the Pacific Division and secured the eighth seed in the Western Conference Playoffs (lost 3-1 to Seattle).
- The 1996 NBA Playoff appearance marked the first time in 10 years (since 1985-86) and over 800 regular-season games that the Kings had played in a post season contest.

1995-96 GAME-BY-GAME

G	DATE	SCORE	W/L +/-	OPPONENT	W/L	REC	KINGS HI. SCORER/REBOUNDER	OPPONENT HI. SCORER/REBOUNDER	ATT
1	11/3	95-86	+9	Minnesota	W	1-0	Williams-20/Grant-9	Porter-19/Gugliotta-12	17,317
2	11/5	99-82	+17	LA Clippers	W	2-0	Polynice-23/Smith-12	Vaught-20/Vaught-10	17,317
3	11/7	109-106	+3	@Philadelphia	W	3-0	Richmond-23/Smith-10	Stackhouse-34/Maxwell-11	8064
4	11/8	109-90	+19	@Toronto	W	4-0	Richmond-32/Polynice-8	Murray-22/Miller-11	16,793
5	11/10	119-95	+24	@Indiana	W	5-0	Williams-19/Grant,Polynice-6	Miller-19/A. Davis-10	15,947
6	11/11	84-86	-2	@New Jersey	L	5-1	Richmond-17/Grant-14	Edwards-24/Williams-14	11,205
7	11/14	100-106	-6	LA Lakers	L	5-2	Richmond-28/Houston-12	Ceballos-31/Campbell-12	17,317
8	11/16	105-102	+3	@Portland	W	6-2	Richmond-25/Polynice-9	Strickland-23/Dudley-11	21,401
9	11/17	105-96	+9	Phoenix	W	7-2	Grant-24/Grant-13	Barkley-31/Barkley-9	17,317
10	11/19	94-108	-14	Atlanta	L	7-3	Williams,Grant-15/Williams-8	Smith-32/Lang-11	17,317
11	11/22	95-116	-21	@Utah	L	7-4	Grant,Richmond-21/Grant-9	Malone-25/Malone,Keefe-7	19,911
12	11/24	99-98	+1	@LA Lakers	W	8-4	Grant-23/Polynice-14	Ceballos-23/Ceballos-11	16,343
13	11/26	99-92	+7	New Jersey	W	9-4	Marciulionis-25/Polynice-10	Edwards-24/Gilliam,Willms-10	17,317
14	11/28	91-85	+6	Denver	W	10-4	Richmond-22/Polynice-13	Abdul-Rauf-24/Mutombo-17	17,317
15	11/30	105-95	+10	Indiana	W	11-4	Polynice-21/Polynice-13	Miller-21/D. Davis-11	17,317
16	12/2	109-106	+3	Orlando	W	12-4	Grant-27/Polynice-12	Hardaway-22/Koncak-7	17,317
17	12/8	103-120	-17	Seattle	L	12-5	Richmond-26/Polynice-8	Hawkins-34/Kemp,Payton-7	17,317
18	12/10	110-90	+20	Miami	W	13-5	Richmond-15/Simmons-9	Thomas-29/Thomas-15	17,317
19	12/12	93-133	-40	Houston	L	13-6	Edney-17/Polynice-12	Olajuwon-31/Olajuwon-15	17,317
20	12/15	114-110	+4	@Houston	W	14-6	Richmond-47/Polynice-10	Olajuwon-37/3 players-7	16,611
21	12/16	106-122	-16	@San Antonio	L	14-7	Richmond-23/Polynice-11	Elliott-31/Perdue-15	15,675
22	12/18	92-85	+7	Vancouver	W	15-7	Grant-22/Simmons,Causwell-8	Reeves-23/Amaya-7	17,317
23	12/21	96-103	-7	@LA Clippers	L	15-8	Richmond-23/Grant-10	Vaught-22/Vaught-15	6020
24	12/22	83-116	-33	@LA Lakers	L	15-9	Richmond-24/3 players-7	Ceballos-27/Campbell-12	16,189
25	12/26	115-98	+17	San Antonio	W	16-9	Richmond-31/Smith-12	Robinson-25/Robinson-14	17,317
26	12/29	117-97	+20	Philadelphia	W	17-9	Richmond-20/Corbin-9	Stackhouse-22/Weathrspn-6	17,317
27	1/4	126-96	+30	Denver	W	18-9	Richmond-41/Polynice-12	Abdul-Rauf-26/McDyess-9	17,317
28	1/6	115-106	+9	Golden State	W	19-9	Williams-27/Polynice-10	Smith-25/Smith-8	17,317
29	1/9	88-104	-16	@Atlanta	L	19-10	Marciulionis,Rhmnd-19/Plynce-13	Long-20/Augmon-7	9004
30	1/10	104-113	-9	@Boston	L	19-11	Richmond-31/Polynice-6	Radja-25/Radja-10	17,156
31	1/12	88-117	-29	@Washington	L	19-12	Grant-17/Polynice-7	Howard-29/Muresan-16	18,756
32	1/13	119-111	+8	@New York	W	20-12	Richmond-32/Polynice-11	Ewing-29/Ewing-11	19,763
33	1/15	94-103	-9	@Minnesota	L	20-13	Grant-25/Polynice-8	Rider-29/Gugliotta-8	14,102
34	1/18	105-100	+5	Portland	W	21-13	Richmond-38/Polynice-16	McKie-18/McKie-8	17,317
35	1/20	115-110	+5	@Denver	W	22-13	Richmond-22/Polynice-13	Abdul-Rauf-36/McDyess-12	16,820
36	1/21	97-111	-14	@Phoenix	L	22-14	Richmond-21/Polynice-10	Barkley-22/Barkley-13	19,023
37	1/23	109-111	-2	Dallas	L	22-15	Richmond-36/Grant-16	Jackson-30/Meyer,Kidd-10	17,317
38	1/26	118-124	-6	@Golden State	L	22-16	Richmond-36/Polynice-8	Sprewell-26/Smith-14	15,025
39	1/30	102-75	+27	Toronto	W	23-16	Williams-29/Polynice,Smith-10	Miller-18/Massenburg-5	17,317
40	2/1	85-105	-20	Chicago	L	23-17	Richmond-30/Polynice-13	Jordan-27/Rodman-21	17,317
41	2/3	94-85	+9	@Detroit	W	24-17	Richmond-34/Polynice-14	Hill-22/Ratliff-13	17,350
42	2/5	92-103	-11	@Miami	L	24-18	Richmond-18/Polynice-7	Mourning-25/Willis-14	14,284
43	2/6	102-112	-10	@Orlando	L	24-19	Richmond-25/Smith-9	Hardaway-24/Grant-8	17,248
44	2/8	105-115	-10	@Charlotte	L	24-20	Richmond-29/Polynice-10	Rice-33/Johnson-11	24,042
45	2/13	90-94	-4	Minnesota	L	24-21	Richmond-32/Williams,Polynice-9	Rider-18/Gugliotta-11	17,317
46	2/14	86-93	+7	@Vancouver	L	24-22	Richmond-30/Smith-8	Anthony-21/Reeves-11	15,391
47	2/16	102-130	-28	Boston	L	24-23	Polynice-20/Polynice,Smith-8	Radja-31/Williams-8	17,317
48	2/19	111-118*	-7	@Houston	L	24-24	Richmond-31/Polynice-15	Olajuwon-40/Olajuwon-13	16,285
49	2/21	91-93	-2	@Dallas	L	24-25	Richmond-19/Grant-15	Jackson-21/Williams-20	14,980
50	2/23	105-112	-7	San Antonio	L	24-26	Polynice,Richmond-20/Plynce-12	Robinson-31/Robinson-14	17,317
51	2/24	91-104	-13	@Seattle	L	24-27	Richmond-22/Polynice-9	Kemp-30/Kemp-18	17,072
52	2/26	78-93	-15	Detroit	L	24-28	Owens-21/Grant-10	Hill-21/Thorpe-13	17,317
53	2/28	90-85	+5	New York	W	25-28	Richmond-22/Owens-18	Ewing-31/Ewing,Mason-13	17,317
54	2/29	110-122	-12	@LA Clippers	L	25-29	Richmond-29/Polynice-12	Vaught-23/Williams-12	8680
55	3/3	99-108	-9	Washington	L	25-30	Richmond-35/Edney-10	Cheaney-25/Howard-10	17,317
56	3/5	97-112	-15	Utah	L	25-31	Richmond-28/Causwell-9	Stockton-30/Malone-15	17,317
57	3/7	89-102	-13	LA Lakers	L	25-32	Polynice-21/Polynice-13	Campbell-29/Campbell-11	17,317
58	3/8	105-117	-12	@Portland	L	25-33	Richmond-30/Polynice-10	Sabonis-23/Sabonis-17	20,485
59	3/10	96-95	+1	@Golden State	W	26-33	Richmond-19/Polynice-10	Willis-21/Smith-11	15,025
60	3/11	92-88	+4	Vancouver	W	27-33	Richmond-29/Polynice-12	Reeves-26/Reeves-12	17,317
61	3/13	104-95	+9	Milwaukee	W	28-33	Richmond-25/Smith-11	Robinson-25/Benjamin-18	17,317
62	3/15	87-113	-26	@Minnesota	L	28-34	Richmond-26/Polynice-8	Mitchell-23/Garnett-9	13,277
63	3/17	84-115	-31	@Cleveland	L	28-35	Richmond-18/Owens-10	Brandon-26/Sura-7	17,821
64	3/19	67-89	-22	@Chicago	L	28-36	Richmond-23/Causwell-14	Jordan-20/Jordan-9	23,312
65	3/20	122-97	+25	@Milwaukee	W	29-36	Grant-30/Polynice-10	Newman-19/Baker-9	13,176
66	3/22	80-78	+2	Portland	W	30-36	Richmond-19/Grant-12	C. Robinson-15/Dudley-13	17,317
67	3/24	110-112	-2	Seattle	L	30-37	Polynice-24/Grant,Polynice-12	Payton-38/Kemp,Payton-11	17,317
68	3/26	98-102	-4	@Phoenix	L	30-38	Richmond-27/Polynice-13	Barkley-29/Barkley-12	19,023
69	3/29	107-101*	+6	Charlotte	W	31-38	Marciulionis-25/Grant-10	Anderson-24/Parish-13	17,317
70	3/31	105-100*	+5	Cleveland	W	32-38	Grant-32/Grant-10	Brandon-20/Cage-11	17,317
71	4/2	104-97	+7	@Dallas	W	33-38	Grant-25/Smith-10	McCloud-26/Williams-12	15,194
72	4/3	96-117	-21	@San Antonio	L	33-39	Polynice-27/Polynice-11	Del Negro-25/Robinson-9	13,910
73	4/5	96-91	+5	Houston	W	34-39	Richmond-28/Grant,Polynice-12	Drexler-23/Brown,Bryant-11	17,317
74	4/7	92-107	-15	Utah	L	34-40	Richmond-27/Grant-9	Malone-35/Keefe-9	17,317
75	4/9	95-86	+9	Dallas	W	35-40	Grant-25/Polynice-10	McCloud-37/Jones-11	17,317
76	4/10	89-108	-19	@Seattle	L	35-41	Simmons-19/Polynice-5	Schrempf-20/Johnson-12	17,072
77	4/12	98-99	-1	@Vancouver	L	35-42	Marciulionis-22/Polynice-9	Reeves-20/Amaya-13	18,619
78	4/14	101-96	+5	LA Clippers	W	36-42	Richmond-30/Polynice-18	Vaught-18/Vaught-10	17,317
79	4/15	90-86	+4	@Denver	W	37-42	Polynice-25/Polynice-17	McDyess-19/L. Ellis-9	15,415
80	4/17	103-102	+1	Phoenix	W	38-42	Richmond-32/Owens-9	Manning-22/Bennett-8	17,317
81	4/20	92-104	-12	@Utah	L	38-43	Polynice-21/Smith-10	Malone-18/Foster-9	19,911
82	4/21	107-100	+7	Golden State	W	39-43	Richmond-20/Smith-13	Armstrong-24/Smith-10	17,317

* overtime

1996-97 SACRAMENTO KINGS



Front row — from left to right, Vice President, Basketball Operations Geoff Petrie, Michael Smith, Brian Grant, Billy Owens, Olden Polynice, Kevin Salvadori, Lionel Simmons, Corliss Williamson, Managing General Partner Jim Thomas. Back row — from left to right, Assistant V.P., Basketball Operations Wayne Cooper, Assistant Coach Mike Bratz, Head Coach Eddie Jordan, Mahmoud Abdul-Rauf, Tyus Edney, Mitch Richmond, Bobby Hurley, Jeff Grayer, Kevin Gamble, Trainer Pete Youngman, Assistant Coach Pete Carril, Director, Player Personnel Jerry Reynolds.

Final Statistics

Player	G.	Min.	FGM	FGA	Pct.	FTM	FTA	Pct.	Off.	Def.	Tot.	Ast.	PF	DQ	Stl.	TO	Blk.	Pts.	Avg.
Mitch Richmond	81	3125	717	1578	.454	457	531	.861	59	260	319	338	211	1	118	237	24	2095	25.9
Mahmoud Abdul-Rauf	75	2131	411	924	.445	115	136	.846	16	106	122	189	174	3	56	119	6	1031	13.7
Olden Polynice	82	2893	442	967	.457	141	251	.562	272	500	772	178	298	4	46	166	80	1025	12.5
Corliss Williamson	79	1992	371	745	.498	173	251	.689	139	187	326	124	263	4	60	157	49	915	11.6
Billy Owens	66	1995	299	640	.467	101	145	.697	134	258	392	187	187	4	62	133	25	724	11.0
Brian Grant	24	607	91	207	.440	70	90	.778	49	93	142	28	75	0	19	44	25	252	10.5
Tyus Edney	70	1376	150	391	.384	177	215	.823	34	79	113	226	98	0	60	112	2	485	6.9
Michael Smith	81	2526	202	375	.539	128	258	.496	257	512	769	191	251	3	82	130	60	532	6.6
Kevin Gamble	62	953	123	286	.430	7	10	.700	13	94	107	77	76	0	21	27	17	307	5.0
Jeff Grayer	25	316	38	83	.458	11	20	.550	21	17	38	25	42	0	8	15	7	91	3.6
Lionel Simmons	41	521	45	136	.331	42	48	.875	30	74	104	57	63	0	8	34	13	139	3.4
Bobby Hurley	49	632	46	125	.368	37	53	.698	9	29	38	146	53	0	27	55	3	143	2.9
Devin Gray*	3	25	3	11	.273	2	4	.500	3	6	9	2	3	0	3	0	0	8	2.7
Duane Causwell	46	581	48	94	.511	20	37	.541	57	70	127	20	131	5	15	34	38	118	2.6
Kevin Salvadori	23	154	12	33	.364	13	18	.722	6	19	25	10	17	0	2	12	13	37	1.6
Lloyd Daniels*	5	28	2	16	.125	0	0	–	1	3	4	1	4	0	1	3	0	6	1.2
Kings	*82*	*19855*	*3000*	*6611*	*.454*	*1494*	*2067*	*.723*	*1100*	*2307*	*3407*	*1799*	*1946*	*24*	*588*	*1332*	*362*	*7908*	*96.4*
Opponents	*82*	*19855*	*3010*	*6521*	*.462*	*1723*	*2337*	*.737*	*1063*	*2341*	*3404*	*1777*	*1789*	*18*	*716*	*1257*	*429*	*8185*	*99.8*

3-Pt. FG: Sacramento Kings 414-1058 (.391); Causwell 2-3 (.667); Gamble 54-112 (.482); Richmond 204-477 (.428); Abdul-Rauf 94-246 (.382); Grayer 4-11 (.364); Owens 25-72 (.347); Hurley 14-45 (.311); Simmons 7-30 (.233); Edney 8-42 (.190); Daniels 2-11 (.182); Polynice 0-6; Williamson 0-3. Opponents 442-1254 (.352).

* Did not finish season with team

Team Notes

- Kings closed out the 49th season in franchise history and the 12th in the Sacramento-era with a regular-season record of 34-48, finishing sixth in the Pacific Division and ninth overall in the Western Conference. The 34 victories were the fourth most in the Sacramento-era. With a 22-19 mark at ARCO Arena, the Kings posted a winning record at home for the third straight season.

- Guard Mitch Richmond earned Second-Team All-NBA honors after averaging 25.9 ppg, 3.9 rpg, 4.2 apg, and 1.46 spg. Richmond ranked fourth in the NBA in scoring while also ranking 34th in assists, 34th in steals, fifth in three-point percentage, 14th in free throw percentage, and 22nd in minutes.

- Eddie Jordan took over the head coaching reins from Garry St. Jean on 3/20/97. The Kings posted a 6-9 mark under Jordan, including a late playoff run in which the club registered a 5-3 mark in the final eight games of the season. St. Jean compiled a 159-236 (.402) record in five seasons as Kings head coach (1992-93 — 1996-97).

- Kings accepted a $70 million dollar loan from the City of Sacramento and a revised signage and promotional package from ARCO Products Company to remain in Sacramento on 2/18/97.

1996-97 GAME-BY-GAME

G	DATE	SCORE	W/L +/-	OPPONENT	W/L	REC	KINGS HI. SCORER/REBOUNDER	OPPONENT HI. SCORER/REBOUNDER	ATT
1	11/1	85-96	-11	@Houston	L	0-1	Abdul-Rauf-17/Smith-10	Drexler-25/Olajuwon-13	16,285
2	11/2	107-94	+13	@Dallas	W	1-1	Richmond-24/Grant-15	Jackson-26/Miller-11	18,042
3	11/5	80-102	-22	Houston	L	1-2	Abul-Rauf-16/Polynice-11	Olajuwon-34/Barkley-12	17,317
4	11/7	87-91	-4	Atlanta	L	1-3	Richmond-29/Polynice-15	Laettner-23/Mutombo-20	17,317
5	11/9	103-102	+1	Portland	W	2-3	Richmond-29/3 players-7	Sabonis-21/Sabonis-13	17,317
6	11/11	94-110	-16	Seattle	L	2-4	Richmond-28/Smith-17	Kem-31/Kemp-9	17,317
7	11/13	74-105	-31	@Utah	L	2-5	Richmond-16/Causwell-8	Malone-22/Ostertag-13	19,283
8	11/15	103-99	+4	Milwaukee	W	3-5	Richmond-30/Polynice-12	Robinson-29/Gilliam-13	17,317
9	11/16	96-108	-12	@Seattle	L	3-6	Richmond-27/Owens-8	Kemp-25/Kemp-12	17,072
10	11/18	84-83	+1	@Vancouver	W	4-6	Owens-17/Polynice-11	Reeves-19/Rogers-9	14,672
11	11/19	90-92*	-2	@Portland	L	4-7	Abdul-Rauf-31/Polynice-12	Robinson-23/Sabns,Dudly-10	20,245
12	11/22	108-111**	-3	Miami	L	4-8	Richmond-32/Smith-9	Hardaway-22/Mourning-14	17,317
13	11/24	74-103	-29	@Cleveland	L	4-9	Richmond-23/Simmons-9	Brandon-21/Mills-9	13,786
14	11/26	98-87	+11	@Toronto	W	5-9	Abdul-Rauf-18/Owens-8	Stoudamire-27/Jones-16	15,037
15	11/28	83-101	-18	@Indiana	L	5-10	Richmond-18/Owens-7	Miller-19/D. Davis-12	14,732
16	11/30	101-115	-14	@New York	L	5-11	Richmond-25/Polynice-8	Ewing-29/Ewing-14	19,763
17	12/1	66-95	-29	@Detroit	L	5-12	Williamson-15/Smith-9	Hill-23/Hill-14	14,063
18	12/3	96-89	+7	@Minnesota	W	6-12	Richmond-29/Owens-11	Gugliotta-22/Gugliotta-13	11,191
19	12/6	95-101	-6	Phoenix	L	6-13	Richmond-22/Owens-16	Manning-19/Williams-10	17,317
20	12/8	91-84	+7	Orlando	W	7-13	Richmond-22/Smith-13	Armstrong-17/Grant-9	17,317
21	12/10	90-92	-2	LA Lakers	L	7-14	Polynice-18/Polynice-12	O'Neal-27/O'Neal-13	17,317
22	12/12	93-86	+7	Dallas	W	8-14	Richmond-24/Smith-12	Gatling-21/Gatling-9	17,317
23	12/14	94-106	-12	@LA Clippers	L	8-15	Richmond-33/Polynice-10	Dehere-16/Vaught-18	7269
24	12/16	89-97	-8	Washington	L	8-16	Richmond-28/Smith-15	Webber-24/Webber-14	17,317
25	12/18	79-95	-16	@Denver	L	8-17	Richmond-32/Polynice-18	Johnson-18/Johnson-23	7682
26	12/19	112-105	+7	Minnesota	W	9-17	Richmond-31/Polynice-12	Gugliotta-33/Gugliotta-12	17,317
27	12/21	101-99*	+2	Portland	W	10-17	Richmond-37/Smith-13	Wallace-38/Sabonis-11	17,317
28	12/23	100-88	+12	LA Clippers	W	11-17	Richmond-23/Polynice-14	Rogers-20/Vaught-10	17,317
29	12/26	111-88	+23	Vancouver	W	12-17	Richmond,Polynice-18/Smith-12	Abdur-Rahim-20/Abdur-Rhm-9	17,317
30	12/28	126-96	+30	Boston	W	13-17	Richmond-27/Smith-10	Day-24/Walker-9	17,317
31	12/30	88-100	-12	@Phoenix	L	13-18	Richmond-40/Owens-12	Johnson-28/Williams-9	19,023
32	1/2	83-90	-7	LA Lakers	L	13-19	Richmond-32/Polynice-15	O'Neal-25/O'Neal-16	17,317
33	1/3	93-100	-7	@LA Lakers	L	13-20	Richmond-33/Polynice-9	Campbell-22/Campbell-15	17,505
34	1/5	107-106	+1	Philadelphia	W	14-20	Abdul-Rauf-25/Smith-12	Coleman-35/Coleman-16	17,317
35	1/7	96-109	-13	Denver	L	14-21	Richmond-19/Polynice-13	L. Ellis-33/Johnson-16	17,317
36	1/11	109-101	+8	@Vancouver	W	15-21	Richmond-32/Smith-11	Abdur-Rahim-37/Reeves-10	16,092
37	1/12	93-97	-4	Charlotte	L	15-22	Abdul-Rauf-22/Smith-14	Rice-26/Divac-15	17,317
38	1/14	105-98*	+7	Indiana	W	16-22	Richmond-37/Owens-11	A. Davis-30/A. Davis-11	17,317
39	1/16	80-89	-9	@Houston	L	16-23	Richmond-23/Polynice-16	Olajuwon-26/Barkley-10	16,285
40	1/17	76-96	-20	@San Antonio	L	16-24	Williamson-16/Smith,Causwell-12	Elliot-19/Perdue-11	13,938
41	1/22	97-92	+5	Detroit	W	17-24	Richmond-38/Smith-12	Hill-33/Thorpe-13	17,317
42	1/24	107-92	+15	@Philadelphia	W	18-24	Richmond-33/Polynice-14	Stackhouse-29/Weatherspn-11	13,428
43	1/25	105-113	-8	@Washington	L	18-25	Richmond-38/Smith-11	Webber-27/Howard-13	18,756
44	1/28	91-88	3	@Minnesota	W	19-25	Richmond-28/Smith-14	Gugliotta-25/Gugliotta-8	14,119
45	1/30	93-111	-18	Chicago	L	19-26	Richmond-28/Smith-11	Jordan-32/Longley-11	17,317
46	2/1	113-107	+6	@Denver	W	20-26	Richmond-35/Richmond-13	L. Ellis-27/L. Ellis-7	10,821
47	2/3	85-79	+6	@San Antonio	W	21-26	Richmond-26/Polynice-17	Maxwell-15/Anderson-12	12,764
48	2/4	96-104	-8	@Dallas	L	21-27	Richmond-31/Polynice-8	Cassell-20/McCloud-9	12,338
49	2/6	100-115	-15	@Charlotte	L	21-28	Richmond-37/Smith-11	Mason-22/Divac-10	24,042
50	2/11	98-120	-22	Utah	L	21-29	Richmond-34/Polynice-11	Malone-30/Malone-8	17,317
51	2/13	105-98	+7	LA Clippers	W	22-29	Richmond-41/Polynice-15	Sealy-20/Outlaw,Vaught-8	17,317
52	2/16	105-85	+20	Golden State	W	23-29	Polynice-23/Smith-16	Sprewell-20/Smith-9	17,317
53	2/18	95-84	+11	Minnesota	W	24-29	Richmond-20/Polynice-21	Gugliotta-28/Gugliotta-18	17,317
54	2/20	87-109	-22	New York	L	24-30	Richmond-25/Smith-9	Ewing-24/Oakley-12	17,317
55	2/25	90-97	-7	@New Jersey	L	24-31	Richmond-32/Smith-17	Gill-28/McDaniel-13	13,010
56	2/26	111-105	+6	@Boston	W	25-31	Richmond-38/Polynice-14	Fox-25/Walker-9	15,651
57	2/28	108-126	-18	@Chicago	L	25-32	Abdul-Rauf-26/Polynice-11	Jordan-35/Rodman-11	23,836
58	3/1	103-92	+11	@Milwaukee	W	26-32	Owens-31/Owens-17	Baker-20/Baker-15	16,987
59	3/3	108-95	+13	New Jersey	W	27-32	Abdul-Rauf-22/Smith-12	Cassell-24/Jackson-11	17,317
60	3/5	105-100	+5	Denver	W	28-32	Richmond-34/Owens-13	Stith-21/Johnson-18	17,317
61	3/7	87-104	-17	@Phoenix	L	28-33	Richmond-32/Polynice-14	Johnson-21/Williams-10	19,023
62	3/9	98-102	-4	@Golden State	L	28-34	Abdul-Rauf-24/Polynice-8	Sprewell-20/Smith-8	16,242
63	3/11	85-88	-3	Cleveland	L	28-35	Richmond-29/Smith-15	Mills-21/Hill-13	17,317
64	3/13	96-103	-7	Toronto	L	28-36	Richmond-26/Polynice,Smith-8	Stoudamire-31/Camby,Wilms-6	17,317
65	3/16	88-89	-1	Dallas	L	28-37	Richmond-26/Polynice-13	Strickland-21/Bradley-11	17,317
66	3/18	87-92	-5	@Portland	L	28-38	Richmond-29/Polynice-8	Anderson-22/Sabonis-9	21,029
67	3/19	98-108	-10	@LA Clippers	L	28-39	Richmond-29/Smith-13	Sealy-27/Vaught-12	6227
68	3/21	114-110*	+4	San Antonio	W	29-39	Richmond-28/Polynice,Smith-13	Wilkins-31/Perdue,Feick-7	17,317
69	3/22	99-113	-14	@Seattle	L	29-40	Richmond-25/Smith-11	Hawkins-22/Hawkins-8	17,072
70	3/25	103-114	-11	@Orlando	L	29-41	Richmond-34/Smith-12	Hardaway-30/Seikaly-14	17,248
71	3/26	88-101	-13	@Miami	L	29-42	Richmond-32/Smith-7	Mourning,Hardwy-26/Austin-9	14,973
72	3/29	74-88	-14	@Atlanta	L	29-43	Owens-15/Smith-12	Laettner-24/Mutombo-15	14,942
73	4/2	87-118	-31	@Utah	L	29-44	Richmond-18/Williamson-7	Malone-23/Ostertag-11	19,911
74	4/4	94-108	-14	Houston	L	29-45	Richmond-23/Grant-9	Olajuwon-25/Barkley-12	17,317
75	4/6	113-101	+12	Seattle	W	30-45	Richmond-27/Smith-12	Payton-19/Kemp,Schrempf-8	17,317
76	4/8	109-93	+16	Vancouver	W	31-45	Richmond-26/Smith-10	Reeves-28/Reeves-13	17,317
77	4/10	99-101	-2	Phoenix	L	31-46	Richmond-23/Polynice-12	Tisdale-19/Williams-13	17,317
78	4/11	97-87	+10	Golden State	W	32-46	Richmond-24/Williamson-13	Sprewell-24/Fuller-13	17,317
79	4/14	120-106	+14	San Antonio	W	33-46	Richmond-33/Grant-12	Del Negro-29/Perdue-18	17,317
80	4/17	99-108	-9	@LA Lakers	L	33-47	Richmond-23/Polynice-11	O'Neal-42/O'Neal-12	17,505
81	4/19	122-120*	+2	@Golden State	W	34-47	Abdul-Rauf-28/Smith-11	Marshall-24/Fuller-10	18,388
82	4/20	109-113	-4	Utah	L	34-48	Abdul-Rauf-34/Polynice-9	Malone-18/Malone-6	17,317

* overtime

1997-98 SACRAMENTO KINGS

Front row — from left to right, Corliss Williamson, Lawrence Funderburke, Olden Polynice, Michael Stewart, Otis Thorpe, Mark Hendrickson, Billy Owens. Back row — from left to right, Assistant Coach Ralph Lewis, Head Coach Eddie Jordan, Assistant Coach Pete Carril, Assistant Coach Mike Bratz, Mitch Richmond, Terry Dehere, Mahmoud Abdul-Rauf, Anthony Johnson, Chris Robinson, Tariq Abdul-Wahad, Trainer Pete Youngman, Assistant Trainer Chuck Tache, Equipment Manager Robert Pimental, Strength and Conditioning Coach Al Biancani.

Final Statistics

Player	G.	Min.	FGM	FGA	Pct.	FTM	FTA	Pct.	Off.	Def.	Tot.	Ast.	PF	DQ	Stl.	TO	Blk.	Pts.	Avg.
Mitch Richmond	70	2569	543	1220	.445	407	471	.864	50	179	229	279	154	0	88	181	15	1623	23.2
Corliss Williamson	79	2819	561	1134	.495	279	443	.630	162	284	446	230	252	4	76	199	48	1401	17.7
Billy Owens	78	2348	338	728	.464	116	197	.589	170	412	582	219	231	5	93	153	38	818	10.5
Otis Thorpe (TOT)	74	2197	294	624	.471	164	240	.683	151	386	537	222	238	4	48	152	30	752	10.2
Otis Thorpe (SAC)	27	623	89	194	.459	46	70	.657	51	115	166	61	80	1	18	37	7	224	8.3
L. Funderburke	52	1094	191	390	.490	110	162	.679	80	154	234	63	56	0	19	62	15	493	9.5
Olden Polynice	70	1458	249	542	.459	52	115	.452	173	266	439	107	158	0	37	98	45	550	7.9
Anthony Johnson	77	2266	226	609	.371	80	110	.727	51	120	171	329	188	1	64	120	6	574	7.5
M. Abdul-Rauf	31	530	103	273	.377	16	16	1.000	6	31	37	58	31	0	16	19	1	227	7.3
Tariq Abdul-Wahad	59	959	144	357	.403	84	125	.672	44	72	116	51	81	0	35	65	13	376	6.4
Terry Dehere	77	1410	180	451	.399	79	99	.798	21	85	106	196	150	0	52	96	4	489	6.4
Michael Stewart	81	1761	155	323	.480	65	142	.458	197	339	536	61	251	6	29	85	195	375	4.6
C. Robinson (TOT)	35	414	65	174	.374	8	16	.500	9	37	46	39	50	0	19	33	4	162	4.6
C. Robinson (SAC)	19	271	42	111	.378	7	14	.500	9	24	33	29	29	0	12	18	3	108	5.7
Michael Smith*	18	347	26	61	.426	17	30	.567	35	65	100	29	35	0	15	15	9	69	3.8
Bobby Hurley*	34	417	47	115	.409	30	37	.811	7	29	36	80	36	0	13	42	0	128	3.8
Mark Hendrickson	48	737	58	149	.389	47	57	.825	33	110	143	41	60	0	26	31	9	163	3.4
Derek Grimm*	9	34	4	14	.286	2	2	1.000	0	4	4	0	6	0	3	3	1	14	1.6
Kevin Salvadori*	16	87	1	13	.077	3	6	.500	5	15	20	3	12	0	0	5	11	5	0.3
Kings	*82*	*19730*	*2957*	*6684*	*.442*	*1440*	*2096*	*.687*	*1094*	*2304*	*3398*	*1836*	*1810*	*17*	*596*	*1271*	*420*	*7637*	*93.1*
Opponents	*82*	*19730*	*3095*	*6776*	*.457*	*1560*	*2102*	*.742*	*1157*	*2533*	*3690*	*1824*	*1775*	*12*	*694*	*1256*	*466*	*8095*	*98.7*

3-Pt. FG: Sacramento Kings 283-806 (.351); Robinson 17-42 (.405); Richmond 130-334 (.389); Dehere 50-132 (.379); Owens 26-70 (.371); Grimm 4-12 (.333); Johnson 42-128 (.328); Hurley 4-15 (.267); Abdul-Wahad 4-19 (.211); Abdul-Rauf 5-31 (.161); Funderburke 1-7 (.143); Williamson 0-9; Hendrickson 0-5; Thorpe 0-5; Polynice 0-1. Opponents 345-968 (.356).

* Did not finish season with team

Team Notes

- Kings closed out the 50th season in franchise history and the 13th in the Sacramento-era with a regular-season record of 27-55, finishing fifth in the Pacific Division and ninth overall in the Western Conference. With a 21-20 mark at ARCO Arena, the Kings posted a winning record at home for the fourth straight season.

- Guard Mitch Richmond earned Third-Team All-NBA honors after averaging 23.2 ppg, 3.3 rpg, 4.0 apg, and 1.26 spg. Richmond ranked fourth in the NBA in scoring while also ranking 35th in assists, 28th in three-point percentage, 10th in free throw percentage, 40th in steals, and 30th in minutes.

- The Maloof family of Albuquerque, New Mexico acquired a minority limited partnership in the team and ARCO Arena on 1/14/98.

1997-98 GAME-BY-GAME

G	DATE	SCORE	W/L +/-	OPPONENT	W/L	REC	KINGS HI. SCORER/REBOUNDER	OPPONENT HI. SCORER/REBOUNDER	ATT
1	11/1	96-97	-1	@Vancouver	L	0-1	Richmond-24/Smith-12	Abdur-Rahim-19/Thorpe-13	15,460
2	11/2	77-93	-16	Houston	L	0-2	Richmond-21/Smith-13	Olajuwon-18/Barkley-14	17,317
3	11/4	98-101	-3	LA Lakers	L	0-3	Richmond-24/Polynice-12	Jones-35/Blount-7	17,317
4	11/7	85-98	-13	LA Clippers	L	0-4	Richmond-25/Owens-8	Barry-17/Rogers-10	15,858
5	11/9	86-78	+8	New York	W	1-4	Richmond-23/Stewart,Willmsn-10	Ewing-21/Oakley-10	15,046
6	11/11	82-101	-19	@Miami	L	1-5	Richmond-17/Owens-7	Austin-24/Brown-18	14,603
7	11/12	115-89	+26	@Orlando	W	2-5	Richmond-25/Polynice-10	Strong-17/Strong-15	16,614
8	11/14	103-104	-1	@Atlanta	L	2-6	Richmond-23/3 players-8	Laettner-18/Laettner-12	21,529
9	11/15	87-114	-27	@New York	L	2-7	Richmond-18/Owens-5	Starks-19/Oakley,Dudley-10	19,763
10	11/18	102-95	+7	Dallas	W	3-7	Williamson-20/Polynice-13	Scott,Green-20/Green-13	12,665
11	11/20	97-95	+2	Utah	W	4-7	Richmond-22/Owens,Willimsn-9	Malone-32/Malone-9	14,648
12	11/23	88-103	-15	Chicago	L	4-8	Richmond-23/Stewart-10	Jordan-33/Rodman-14	17,317
13	11/25	97-93	+4	Denver	W	5-8	Williamson-24/Williamson-10	Newman-19/Garrett-21	12,950
14	11/26	97-99	-2	@LA Clippers	L	5-9	Richmond-31/Owens-18	Rogers-20/Rogers-12	8467
15	11/28	96-113	-17	@Seattle	L	5-10	Richmond-21/Funderburke-10	Baker-21/Baker-10	17,072
16	11/30	73-87	-14	New Jersey	L	5-11	Richmond-16/Owens-16	Gill-26/Williams-13	12,897
17	12/2	102-121	-19	@Charlotte	L	5-12	Richmond-25/Owens-11	Rice-30/Divac-8	21,166
18	12/4	96-118	-22	@Washington	L	5-13	Richmond-26/Stewart-8	Webber-26/Webber-14	18,230
19	12/5	90-101	-11	@Minnesota	L	5-14	Richmond-29/Polynice-11	Marbury-22/Garnett-12	16,151
20	12/7	99-84	+15	Golden State	W	6-14	Richmond,Wilmsn-24/Polynice-13	Smith-24/Marshall-10	12,226
21	12/9	113-101	+12	Utah	W	7-14	Williamson-27/Polynice-10	Malone-34/Malone-10	13,624
22	12/13	91-95*	-4	@Golden State	L	7-15	Richmond-30/Polynice-14	Smith-25/Marshall-12	10,087
23	12/14	89-93	-4	Atlanta	L	7-16	Williamson-20/Polynice-12	Blaylock-26/Mutombo-13	13,380
24	12/16	94-87	+7	Portland	W	8-16	Williamson-26/Stewart-15	Sabonis-23/Sabonis-8	13,039
25	12/19	98-116	-18	@Houston	L	8-17	Richmond-24/Stewart,Polynice-8	Willis-28/Barkley-16	16,285
26	12/20	89-88	+1	@Dallas	W	9-17	Williamson-27/Williamson-10	Scott-21/Green-10	12,888
27	12/22	89-79	+10	Minnesota	W	10-17	Richmond-27/Stewart-13	Gugliotta-19/Gugliotta-17	14,612
28	12/23	82-93	-11	@Portland	L	10-18	Richmond-30/Polynice-10	Sabonis-19/Sabonis,Grant-12	19,131
29	12/26	95-111	-16	Seattle	L	10-19	Richmond-25/Stewart-11	Baker-25/Baker-16	16,161
30	12/28	92-90	+2	Philadelphia	W	11-19	Richmond-29/Williamson-16	Iverson-17/Coleman-10	14,597
31	12/30	80-93	-13	@LA Lakers	L	11-20	Abdul-Wahad-19/Polynice-13	Campbell-23/Campbell-9	16,283
32	1/2	94-80	+14	Vancouver	W	12-20	Richmond-23/Polynice-12	Abdur-Rahim-30/Reeves-13	13,925
33	1/4	106-90	+16	Charlotte	W	13-20	Richmond-23/Stewart-10	Wesley-17/Mason-11	13,275
34	1/6	105-89	+16	LA Clippers	W	14-20	Williamson-24/Stewart-14	Rogers-18/Vrankovic-11	13,136
35	1/8	103-92	+11	@Dallas	W	15-20	Polynice-26/Polynice-16	Scott-23/Finley-10	9514
36	1/10	67-109	-42	@San Antonio	L	15-21	Williamson-17/Owens-11	Duncan-28/Duncan-16	17,720
37	1/12	96-90	+6	Phoenix	W	16-21	Richmond-35/Stewart-19	Robinson-23/McDyess-16	14,458
38	1/14	108-96	+12	Orlando	W	17-21	Richmond-23/Polynice-12	Seikaly-24/Outlaw-12	14,013
39	1/16	92-117	-25	@Indiana	L	17-22	Richmond-24/Polynice,Stewart-8	Rose-23/D. Davis-7	15,129
40	1/19	85-98	-13	@Philadelphia	L	17-23	Richmond-22/Polynice-11	Iverson-24/Iverson-10	18,092
41	1/21	98-99	-1	@Toronto	L	17-24	Richmond-27/Owens-12	Stoudamire-36/Camby-18	14,212
42	1/22	96-112	-16	@Cleveland	L	17-25	Richmond-31/Stewart-7	Kemp-29/Ilgauskas-13	13,092
43	1/24	97-101	-4	@Milwaukee	L	17-26	Richmond-32/Williamson-8	Robinson-26/Johnson-18	16,904
44	1/26	111-92	+19	Seattle	W	18-26	Richmond-24/Owens,Stewart-9	Baker-20/Schrempf-9	14,295
45	1/30	123-97	+26	Toronto	W	19-26	Richmond-27/Polynice-9	Wallace-18/Camby,Rogers-6	14,170
46	2/1	97-103	-6	San Antonio	L	19-27	Richmond-31/Owens-11	Robinson-33/Robinson-18	17,053
47	2/3	93-115	-22	Indiana	L	19-28	Richmond-24/Owens,Willmsn-9	Smits-18/D. Davis-9	15,095
48	2/4	101-99	+2	@Denver	W	20-28	Richmond-32/Owens-13	Ellis-23/Ellis-13	7904
49	2/10	86-88	-2	@Phoenix	L	20-29	Williamson-26/Owens-11	Kidd-21/McDyess-14	19,023
50	2/12	87-84	+3	Denver	W	21-29	Richmond-27/Owens-12	Goldwire-16/Ellis-14	13,616
51	2/13	109-92	+17	@Golden State	W	22-29	Richmond-35/Owens,Smith-9	Marshall-19/Dampier-11	10,594
52	2/15	88-86	+2	Washington	W	23-29	Richmond-29/Owens-12	Murray-29/Davis-11	17,317
53	2/17	102-99	+3	Boston	W	24-29	Richmond-23/Stewart-8	McCarty-20/Walker-17	13,721
54	2/20	77-91	-14	Miami	L	24-30	Richmond-22/Owens-6	Mourning-26/Mourning-15	17,317
55	2/22	95-113	-18	@Minnesota	L	24-31	Richmond-32/Owens-9	Mitchell-17/Garnett-11	17,977
56	2/23	85-111	-26	@Detroit	L	24-32	Dehere,Richmond-14/Polynice-9	Hill-28/Hill-13	16,228
57	2/25	94-111	-17	@Boston	L	24-33	Owens-20/Owens-11	Walker-25/Walker-10	18,624
58	2/26	99-102	-3	@New Jersey	L	24-34	Williamson-30/Thorpe-10	Cassell-25/Williams-16	14,118
59	2/28	94-109	-15	@Chicago	L	24-35	Richmond-34/Thorpe,Hndrcksn-6	Pippen-29/Rodman-18	23,914
60	3/2	95-116	-21	San Antonio	L	24-36	Richmond-21/Owens,Thorpe-6	Duncan-29/Duncan-17	14,108
61	3/4	109-89	+20	Detroit	W	25-36	Williamson-40/Funderburke-11	Hill-22/Williams-10	14,772
62	3/6	98-96	+2	@Vancouver	W	26-36	Richmond-32/Owens-15	Abdur-Rahim-30/Abdr-Rhm-10	14,605
63	3/9	88-93	-5	Golden State	L	26-37	Williamson-27/Williamson-11	Dampier-22/Mrshl,Wthrspn-13	14,944
64	3/11	95-110	-15	@Utah	L	26-38	Williamson,Richmond-21/Stwrt-5	Malone-25/Malone-9	19,911
65	3/12	86-97	-11	@San Antonio	L	26-39	Richmond-22/3 players-7	Robinson-29/Robinson-11	14,679
66	3/14	86-89	-3	@Houston	L	26-40	Richmond-18/Stewart-10	Olajuwon-23/Barkley,Oljwn-11	16,285
67	3/17	80-107	-27	@Phoenix	L	26-41	Richmond-19/Owens-6	McDyess-19/McDyess-7	19,203
68	3/19	85-90	-5	Cleveland	L	26-42	Williamson-21/Owens-9	Kemp-19/Kemp-14	13,722
69	3/22	93-96	-3	LA Lakers	L	26-43	Williamson-24/Owens-10	O'Neal-33/Horry-14	17,317
70	3/23	83-109	-26	@Seattle	L	26-44	Abdul-Wahad-18/Polynice-7	Payton-24/Schrempf-10	17,072
71	3/25	91-114	-23	@LA Lakers	L	26-45	Williamson-19/Stewart-7	O'Neal-25/O'Neal-14	16,634
72	3/27	73-90	-17	Portland	L	26-46	Williamson-16/Stwrt,Abdl-Wah-6	Rider-24/Grant-14	15,675
73	3/29	96-104	-8	Minnesota	L	26-47	Williamson-35/Stewart,Wilmsn-9	Garnett-32/Garnett-14	16,465
74	4/3	86-87	-1	Milwaukee	L	26-48	Richmond-23/Thorpe-18	Honeycutt-20/Gilliam-9	13,287
75	4/5	105-99	+6	Dallas	W	27-48	Thorpe,Robinson-22/Thorpe-15	Finley-23/Muursepp-14	14,861
76	4/7	97-103	-6	Phoenix	L	27-49	Williamson-27/Stewart-9	Robinson-33/Robinson-10	13,950
77	4/9	103-128	-25	@Denver	L	27-50	Williamson-19/Thorpe-8	Newman-35/Ellis-15	10,959
78	4/10	85-97	-12	Houston	L	27-51	Williamson-20/Stewart-9	Olajuwon-24/Olajuwon-12	15,968
79	4/14	66-92	-26	@Portland	L	27-52	Williamson-12/Stewart-7	Williams-19/Sabonis-9	20,269
80	4/16	86-99	-13	@Utah	L	27-53	Abdul-Wahad,Wlmsn-14/Owns-10	Malone-21/Malone-8	19,911
81	4/18	77-83	-6	@LA Clippers	L	27-54	Williamson-27/Stewart,Wilmsn-9	Robsinon-20/Austin-15	14,257
82	4/19	108-112*	-4	Vancouver	L	27-55	Abdul-Wahad-31/Plynce,Fndrke-8	Massenburg-34/Massnbrg-12	15,329

* overtime

1998-99 SACRAMENTO KINGS



Front row — from left to right, Oliver Miller, Jerome James, Corliss Williamson, Vlade Divac, Chris Webber, Peja Stojakovic, Lawrence Funderburke, Scot Pollard. Back row — from left to right, Head Coach Rick Adelman, Assistant Coach Byron Scott, Assistant Coach John Wetzel, Jon Barry, Michael Hawkins, Jason Williams, Vernon Maxwell, Tariq Abdul-Wahad, Trainer Pete Youngman, Owner Jim Thomas, Assistant Coach Pete Carril.

Final Statistics

Player	G.	Min.	FGM	FGA	Pct.	FTM	FTA	Pct.	Off.	Def.	Tot.	Ast.	PF	DQ	Stl.	TO	Blk.	Pts.	Avg.
Chris Webber	42	1719	378	778	.486	79	174	.454	149	396	545	173	145	1	60	148	89	839	20.0
Vlade Divac	50	1761	262	557	.470	179	255	.702	140	361	501	215	166	2	44	131	51	714	14.3
Corliss Williamson	50	1374	269	555	.485	120	188	.638	85	121	206	66	118	1	30	75	8	659	13.2
Jason Williams	50	1805	231	617	.374	79	105	.752	14	139	153	299	91	0	95	143	1	641	12.8
Vernon Maxwell	46	1007	164	421	.390	84	114	.737	13	72	85	76	111	1	30	67	3	492	10.7
T. Abdul-Wahad	49	1205	177	407	.435	94	136	.691	72	114	186	50	121	0	50	70	15	454	9.3
L. Funderburke	47	936	167	299	.559	85	120	.708	101	121	222	30	77	0	22	52	23	420	8.9
Predrag Stojakovic	48	1025	141	373	.378	63	74	.851	43	100	143	72	43	0	41	53	7	402	8.4
Scot Pollard (Tot)	16	259	33	61	.541	16	23	.696	38	44	82	4	41	0	8	5	18	82	5.1
Scot Pollard (Sac)	16	259	33	61	.541	16	23	.696	38	44	82	4	41	0	8	5	18	82	5.1
Jon Barry	43	736	59	138	.428	71	84	.845	25	71	96	112	61	1	53	47	5	213	5.0
Oliver Miller	4	35	5	11	.455	0	0	—	7	1	8	0	3	0	0	4	2	10	2.5
Terry Dehere*	4	20	4	11	.364	0	0	—	2	0	2	1	2	0	2	2	0	9	2.3
Kevin Ollie*	7	68	4	13	.308	4	5	.800	0	6	6	3	8	0	3	3	1	12	1.7
Michael Hawkins	24	203	14	40	.350	3	3	1.000	10	15	25	27	14	0	3	13	1	36	1.5
Jerome James	16	42	9	24	.375	6	12	.500	6	11	17	1	11	0	2	9	6	24	1.5
Peter Aluma*	2	5	1	2	.500	0	0	—	1	1	2	0	4	0	1	2	1	2	1.0
Kings	*50*	*12200*	*1918*	*4307*	*.445*	*883*	*1293*	*.683*	*706*	*1573*	*2279*	*1129*	*1016*	*6*	*444*	*842*	*232*	*5009*	*100.2*
Opponents	*50*	*12200*	*2009*	*4500*	*.446*	*793*	*1113*	*.712*	*750*	*1598*	*2348*	*1165*	*1102*	*8*	*490*	*790*	*221*	*5030*	*100.6*

3-Pt. FG: Sacramento Kings 290-943 (.308); Maxwell 80-231 (.346); Stojakovic 57-178 (.320); Williams 100-323 (.310); Barry 24-79 (.304); Abdul-Wahad 6-21 (.286); Hawkins 5-19 (.263); Divac 11-43 (.256); Dehere 1-5 (.200); Funderburke 1-5 (.200); Williamson 1-5 (.200); Webber 4-34 (.118). Opponents 219-652 (.336).

* Did not finish season with team

1998-99 Playoffs

Third Place Tie in Pacific Division

First Round (2-3)	May	8	Sacramento	87	@	Utah	117	
	May	10	Sacramento	101	@	Utah	90	
	May	12	Sacramento	84	vs.	Utah	81	OT
	May	14	Sacramento	89	vs.	Utah	90	
	May	16	Sacramento	92	@	Utah	99	OT

Team Notes

- Rick Adelman was named head coach prior to the 1998-99 campaign (9/17/98) after Eddie Jordan was relieved of his head coaching duties on August 18, 1998. Jordan posted a 33-64 record (.340) as head coach of the Kings.
- The Maloof Family announced their controlling interest purchase of the Kings and ARCO Arena on January 15, 1999. The official ownership transaction took effect on July 1, 1999, after the NBA Board of Governors approved the sale on May 7, 1999.

1998-99 GAME-BY-GAME

G	DATE	SCORE	W/L +/-	OPPONENT	W/L	REC	KINGS HI. SCORER/REBOUNDER	OPPONENT HI. SCORER/REBOUNDER	ATT
1	2/5	83-101	-18	@San Antonio	L	0-1	Williams-21/Webber-12	Duncan-19/Duncan-17	19,002
2	2/7	109-87	+22	Vancouver	W	1-1	Webber-25/Divac-16	Reeves-14/Reeves-9	17,317
3	2/9	112-95	+17	@Phoenix	W	2-1	Webber-28/Webber-20	Gugliotta-26/4 players-8	18,217
4	2/10	82-92	-10	@Houston	L	2-2	Webber-21/Webber-19	Olajuwon-19/Olajuwon-13	16,285
5	2/15	112-120*	-8	@Utah	L	2-3	Webber-26/Webber-11	Malone-26/Malone,Russell-9	19,911
6	2/16	101-98	+3	Boston	W	3-3	Webber,Williamson-22/Webr-15	Mercer-24/Walker-12	16,576
7	2/17	109-106*	+3	@Seattle	W	4-3	Webber-23/Webber,Divac-14	Payton-34/Polynice-15	17,072
8	2/19	106-95	+11	Charlotte	W	5-3	Williams-25/Divac-14	Reid,Wesley-21/Coleman-10	17,317
9	2/21	90-102	-12	@Minnesota	L	5-4	Webber-20/Funderburke-12	Smith-30/Garnett-19	16,848
10	2/22	96-107	-11	@Orlando	L	5-5	Webber-22/Webber-13	Anderson-30/Grant-14	16,542
11	2/24	81-94	-13	@Philadelphia	L	5-6	Webber-21/Webber-11	Iverson-36/Lynch-14	14,437
12	2/25	115-105	+10	@Washington	W	6-6	Divac-22/Divac-17	Howard,Jackson-17/Howard-8	16,813
13	2/27	90-97	-7	@Dallas	L	6-7	Divac-20/Webber-14	Trent-29/Trent-16	15,009
14	3/1	102-105	-3	Seattle	L	6-8	Webber-20/Webber-14	Baker-31/Polynice,Payton-10	16,786
15	3/2	111-101	+10	@Vancouver	W	7-8	Webber-36/Webber-17	Abdur-Rahim-29/Abdr-Rhm-12	13,252
16	3/3	93-97*	-4	Portland	L	7-9	Webber-20/Webber-14	Grant-20/Grant-18	15,160
17	3/6	111-99	+12	@Phoenix	W	8-9	Williams-24/Webber-14	Kidd-21/Kidd-9	19,023
18	3/7	94-89	+5	Dallas	W	9-9	Webber-18/Webber-13	Trent,Finley-18/Trent-14	14,715
19	3/9	98-103	-5	@Portland	L	9-10	Funderburke-18/Divac-16	Rider-21/Grant-11	18,147
20	3/11	92-106	-14	@LA Clippers	L	9-11	Divac-19/Webber-9	Martin-18/Wright-25	7884
21	3/12	95-101	-6	Minnesota	L	9-12	Williams-17/Webber-10	Garnett-26/Garnett-17	17,317
22	3/14	105-101	+4	LA Lakers	W	10-12	Williams-21/Webber-11	O'Neal-33/O'Neal-11	17,317
23	3/15	111-105	+6	@Golden State	W	11-12	Webber-20/Divac-8	Coles-23/Marshall-14	15,084
24	3/16	109-121	-12	San Antonio	L	11-13	Divac-18/Webber-14	Duncan-29/Duncan-12	14,570
25	3/18	78-88	-10	Portland	L	11-14	Webber-16/Webber-20	Wallace-25/Wallace-13	14,397
26	3/20	90-104	-14	@Dallas	L	11-15	Abdul-Wahad-16/Webber-16	3 players-22/Trent-11	16,161
27	3/22	100-110	-10	@Houston	L	11-16	Webber-29/Webber-11	Olajuwon-32/Barkley-16	16,285
28	3/24	92-91	+1	New York	W	12-16	Maxwell-19/Webber-9	Ewing-23/Ewing-14	17,023
29	3/26	111-109	+2	@LA Lakers	W	13-16	Webber-29/Webber,Divac-10	Bryant-26/Rodman-9	17,505
30	3/28	93-107	-14	Houston	L	13-17	Williams-21/Funderburke-15	Olajuwon-24/Barkley-11	17,317
31	3/30	104-101*	+3	Utah	W	14-17	Maxwell-33/Pollard-11	Malone-20/Russell,Keefe-9	17,317
32	3/31	86-100	-14	@Portland	L	14-18	Divac-20/Divac-12	Stoudamire-21/Grant-9	18,468
33	4/3	96-105	-9	@Minnesota	L	14-19	Divac-19/Webber-10	Garnett-24/Garnett-10	17,011
34	4/6	112-106*	+6	@Seattle	W	15-19	Williams-21/Divac-14	Payton-21/Schrempf,Polyce-10	17,072
35	4/7	89-104	-15	LA Lakers	L	15-20	Williamson-22/Webber-16	O'Neal-30/O'Neal-18	17,317
36	4/10	110-104	+6	Denver	W	16-20	Webber-23/Divac-15	Van Exel-29/Fortson-17	17,317
37	4/11	91-88	+3	@Vancouver	W	17-20	Webber-24/Webber-10	Abdur-Rahim-23/Smith-14	17,167
38	4/13	100-105*	-5	Utah	L	17-21	Williamson-22/Webber-16	Malone-30/Malone-10	17,317
39	4/15	98-99*	-1	Seattle	L	17-22	Webber-26/Webber-21	Schrempf-19/Polynice-16	17,317
40	4/17	119-97	+22	Denver	W	18-22	Williamson-29/Divac-14	McDyess-29/Fortson-16	16,285
41	4/19	102-98	+4	@LA Clippers	W	19-22	Williamson-23/Abdul-Wahad-9	Taylor-24/Olowokandi-10	10,878
42	4/21	103-94	+9	Golden State	W	20-22	Webber-25/Webber-16	Mills-19/Marshall-12	17,087
43	4/23	105-97	+8	Minnesota	W	21-22	Williams-27/Webber-19	Garnett-29/Garnett,Garrett-9	17,317
44	4/24	105-102	+3	Dallas	W	22-22	Divac-28/Divac-9	Trent-32/Trent-14	17,317
45	4/26	89-114	-25	@Golden State	L	22-23	Stojakovic,Fundrbke-17/Divac-10	Starks-25/Jamison-11	16,111
46	4/27	104-100*	+4	San Antonio	W	23-23	Divac-27/Divac-15	Duncan-32/Duncan-19	16,776
47	4/29	103-81	+22	LA Clippers	W	24-23	Abdul-Wahad-19/Divac,Pollard-11	Hudson-20/3 players-7	16,938
48	5/2	111-100	+11	Phoenix	W	25-23	Williams-24/Webber-13	Gugliotta-21/Longley,Kidd-9	17,317
49	5/3	112-104	+8	@Denver	W	26-23	Divac-25/Pollard-10	Billups-26/Fortson-18	14,653
50	5/5	99-95	+4	Vancouver	W	27-23	Divac-29/Divac-17	Abdur-Rahim-26/Smith-14	17,317

* overtime

PEJA STOJAKOVIC



VLADE DIVAC

1999-00 SACRAMENTO KINGS

Front row — from left to right, Bill Wennington, Tyrone Corbin, Corliss Williamson, Vlade Divac, Chris Webber, Peja Stojakovic, Lawrence Funderburke, Scot Pollard. Back row — from left to right, Assistant Coach Pete Carril, Head Coach Rick Adelman, Assistant Coach Byron Scott, Assistant Coach John Wetzel, Nick Anderson, Ryan Robertson, Darrick Martin, Jason Williams, Tony Delk, Jon Barry, Trainer Pete Youngman, Owner Joe Maloof, Owner Gavin Maloof, Vice President, Basketball Operations Geoff Petrie.

Final Statistics

Player	G.	Min.	FGM	FGA	Pct.	FTM	FTA	Pct.	Off.	Def.	Tot.	Ast.	PF	DQ	Stl.	TO	Blk.	Pts.	Avg.
Chris Webber	75	2880	748	1548	.483	311	414	.751	189	598	787	345	264	7	120	218	128	1834	24.5
Jason Williams	81	2760	363	973	.373	128	170	.753	22	208	230	589	140	0	117	296	8	999	12.3
Vlade Divac	82	2374	384	764	.503	230	333	.691	174	482	656	244	251	2	103	190	103	1005	12.3
Peja Stojakovic	74	1749	321	717	.448	135	153	.882	74	202	276	106	97	0	52	88	7	877	11.9
Nick Anderson	72	2094	306	782	.391	37	76	.487	83	256	339	123	118	0	94	95	16	781	10.8
Corliss Williamson	76	1707	311	622	.500	163	212	.769	122	168	290	82	192	0	38	110	19	785	10.3
Jon Barry	62	1281	161	346	.465	107	116	.922	38	121	159	150	104	1	75	85	7	495	8.0
Lawrence Funderburke	75	1026	184	352	.523	115	163	.706	98	136	234	33	91	0	32	40	20	483	6.4
Tony Delk	46	682	120	279	.430	47	59	.797	36	52	88	55	58	0	35	32	5	296	6.4
Darrick Martin	71	893	133	350	.380	98	119	.824	7	37	44	122	89	0	28	62	2	402	5.7
Scot Pollard	76	1336	149	283	.527	114	159	.717	168	236	404	43	213	3	55	50	59	412	5.4
Ryan Robertson	1	25	2	6	.333	1	1	1.000	0	0	0	0	0	0	0	0	0	5	5.0
Tyrone Corbin	54	941	88	247	.356	33	39	.846	40	125	165	60	99	2	36	29	5	219	4.1
Bill Wennington	7	57	6	19	.316	2	2	1.000	5	14	19	1	13	0	2	1	2	14	2.0
Kings	*82*	*19805*	*3276*	*7288*	*.450*	*1521*	*2016*	*.754*	*1056*	*2635*	*3691*	*1953*	*1729*	*15*	*787*	*1325*	*381*	*8607*	*105.0*
Opponents	*82*	*19805*	*3269*	*7239*	*.452*	*1434*	*1910*	*.751*	*1143*	*2761*	*3904*	*1950*	*1943*	*19*	*753*	*1437*	*404*	*8368*	*102.0*

3-Pt. FG: Sacramento Kings 534-1656 (.322); Barry 66-154 (.429); Stojakovic 100-267 (.375); Anderson 132-397 (.332); Martin 38-124 (.306); Williams 145-505 (.287); Webber 27-95 (.284); Divac 7-26 (.269); Corbin 10-44 (.227); Delk 9-40 (.225); Funderburke 0-2; Robertson 0-2. Opponents 396-1123 (.353).

1999-00 Playoffs

Fifth Place in Pacific Division

First Round (2-3)	April 23	Sacramento	107	@	LA Lakers	117
	April 27	Sacramento	89	@	LA Lakers	113
	April 30	Sacramento	99	vs.	LA Lakers	91
	May 2	Sacramento	101	vs.	LA Lakers	88
	May 5	Sacramento	86	@	LA Lakers	113

Team Notes

- The Kings closed out the 52nd season in franchise history and the 15th in the Sacramento-era with a regular-season record of 44-38 overall (30-11 home, 14-27 road), finishing fifth in the Pacific Division and securing the eighth seed in the Western Conference Playoffs.

- The team's 44 victories marked the most wins in the Sacramento era and the most since the 1982-83 Kansas City Kings posted a 45-37 record. The 14 road wins were also a Sacramento-era record, the most wins away from home since the 1982-83 Kings won 15 road contests.

1999-00 GAME-BY-GAME

G	DATE	SCORE	W/L +/-	OPPONENT	W/L	REC	KINGS HI. SCORER/REBOUNDER	OPPONENT HI. SCORER/REBOUNDER	ATT
1	11/5	100-95	+5	Minnesota (J)	W	1-0	Anderson-17/Webber-15	Garnett-34/Garnett-17	32,623
2	11/6	101-114	-13	@Minnesota (J)	L	1-1	Webber-22/Webber-10	Garnett-31/Garnett-12	34,013
3	11/12	105-92	+13	Utah	W	2-1	Webber-20/Webber-9	Malone-20/Ostertag-13	17,317
4	11/14	126-116	+10	Denver	W	3-1	Webber-32/Webber,Divac-12	Van Exel-26/LaFrentz-13	15,491
5	11/16	81-77	+4	Vancouver	W	4-1	Webber-19/Corbin-10	Abdur-Rahim-24/Abdr-Rhm-18	14,169
6	11/18	128-110	+18	@Houston	W	5-1	Williams 23/Pollard-9	Olajuwon-31/Barkley-16	14,898
7	11/19	103-94	+9	@Dallas	W	6-1	Webber-24/Pollard-12	Finley-24/Finley-12	15,507
8	11/21	110-105	+5	Houston	W	7-1	Webber-28/Webber-11	Francis-21/Olajuwon-15	17,317
9	11/23	105-92	+13	New Jersey	W	8-1	Webber-26/Webber-22	Marbury-31/Van Horn-17	17,021
10	11/26	124-95	+29	Golden State	W	9-1	Webber-20/Webber-9	Starks-16/Jamison-11	17,317
11	11/29	88-98	-10	@Miami	L	9-2	Webber-18/Webber-10	Mashburn-22/Mourning-11	14,723
12	11/30	111-102	+9	@Orlando	W	10-2	Webber-22/Webber,Anderson-11	Armstrong-29/Outlaw-9	14,439
13	12/2	100-110	-10	@Atlanta	L	10-3	Webber-26/Divac-11	Rider-32/Mutombo-18	14,537
14	12/4	114-104	+10	@Washington	W	11-3	Webber-25/Webber-11	Richmond-23/Smith-9	19,220
15	12/6	95-109	-14	@New Jersey	L	11-4	Webber-25/Webber-14	Van Horn-27/Feick-16	13,127
16	12/8	103-91	+12	LA Lakers	W	12-4	Webber-20/Webber-12	Bryant,O'Neal-27/O'Neal-9	17,317
17	12/10	97-107	-10	Miami	L	12-5	Webber-26/Webber-10	Mourning-37/Brown,Mourng-11	17,317
18	12/11	96-101	-5	Portland	L	12-6	Webber-36/Webber-12	Pipn,Walce-24/Walce,Sabns-11	17,317
19	12/15	109-106	+3	@Vancouver	W	13-6	Webber-21/Webber-13	Bibby-26/Abdur-Rahim-15	12,490
20	12/16	106-116	-10	@Denver	L	13-7	Webber-26/Divac-7	Van Exel-38/Clark-16	15,576
21	12/18	103-119	-16	@Phoenix	L	13-8	Williams-22/Divac-11	Robinson-33/Kidd-14	19,023
22	12/20	99-111	-12	@Golden State	L	13-9	Williamson-24/Delk-11	Caffey-26/Caffey-14	15,176
23	12/21	108-95	+13	Milwaukee	W	14-9	Williams-28/Divac-12	Cassell-20/Robinson,Williams-6	17,317
24	12/23	91-97	-6	@LA Clippers	L	14-10	Webber-33/Williamson-11	Hudson-16/Taylor-10	14,315
25	12/26	118-111	+7	Dallas	W	15-10	Webber-31/Divac-13	Finley-23/Finley-8	17,317
26	12/28	114-101	+13	Boston	W	16-10	Webber-23/Webber-11	Walker-23/Griffin-10	17,317
27	12/29	113-104	+9	@Seattle	W	17-10	Webber-31/Webber-10	Payton-25/Grant-10	17,072
28	1/4	111-107	+4	@Cleveland	W	18-10	Webber-36/Webber-10	Sura-26/Kemp-11	14,875
29	1/6	89-101	-12	@Toronto	L	18-11	Webber-27/Webber-19	Oakley-20/Oakley-16	19,800
30	1/7	93-101	-8	@Boston	L	18-12	Anderson-24/Webber-11	Pierce-19/3 players-10	18,624
31	1/9	116-113	+3	Indiana	W	19-12	Webber-31/Williamson-9	Croshere-22/Davis-12	17,317
32	1/11	110-93	+17	Houston	W	20-12	Webber-26/Webber-12	Francis-16/Miller-12	17,317
33	1/13	107-103	+4	San Antonio	W	21-12	Webber-34/Webber-19	Duncan-33/Duncan-20	17,317
34	1/15	114-99	+15	@Golden State	W	22-12	Webber-37/Webber-16	Jamison-23/Marshall-10	18,372
35	1/16	113-102	+11	Cleveland	W	23-12	Webber-25/Webber-11	Kemp-20/Bryant,Murray-11	17,317
36	1/18	104-98	+6	LA Clippers	W	24-12	Webber-30/Divac-11	Taylor-22/Olowokandi-15	17,317
37	1/20	111-103	+8	Orlando	W	25-12	Divac,Stojakovic-17/Divac-12	Maggette-18/Outlaw-8	17,317
38	1/22	101-104	-3	Utah	L	25-13	Williams-22/Divac-10	Malone,Russell-24/Malone-9	17,317
39	1/25	110-99	+11	@Charlotte	W	26-13	Webber-30/Divac-12	Coleman-24/Campbell-11	17,370
40	1/26	104-112	-8	@Milwaukee	L	26-14	Anderson-24/Divac-12	Allen-22/Johnson-15	16,931
41	1/28	102-90	+12	@Chicago	W	27-14	Webber-24/Webber-12	Brand-30/Brand-18	22,292
42	1/30	111-120	-9	@New York	L	27-15	Webber-26/Webber,Divac-6	Sprewell-32/Ewing-12	19,763
43	1/31	90-105	-15	@Minnesota	L	27-16	Webber-14/Webber-7	Garnett-31/Garnett-12	18,046
44	2/2	113-110	+3	@Detroit	W	28-16	Webber-39/Webber-11	Stackhouse-35/Williams-16	20,259
45	2/4	94-104	-10	@Indiana	L	28-17	Webber-26/Divac-14	Rose-22/Davis-13	18,345
46	2/6	108-119	-11	@Philadelphia	L	28-18	Webber-32/Webber-15	Iverson-50/Hill-14	20,718
47	2/8	119-80	+39	Chicago	W	29-18	Webber-22/Webber,Divac-10	Brand-25/Brand-10	17,317
48	2/10	96-84	+12	Denver	W	30-18	Webber-22/Webber-14	McDyess-21/Clark,LaFrentz-9	17,317
49	2/15	108-117	-9	Phoenix	L	30-19	Webber-27/Webber-9	Rogers-36/Kidd-11	17,317
50	2/17	108-119	-11	@Utah	L	30-20	Webber-22/Pollard-9	Malone-30/Malone-13	19,911
51	2/18	118-85	+33	Seattle	W	31-20	Stojakovic 21/Pollard-14	Barry-21/Baker-8	17,317
52	2/20	103-108*	-5	Portland	L	31-21	Webber-33/Webber-19	Wallace-24/Sabonis-14	17,317
53	2/21	117-123*	-6	@Denver	L	31-22	Stojakovic-30/Webber-15	McDyess-29/McDyess-13	18,527
54	2/23	94-100	-6	Atlanta	L	31-23	Webber-28/Webber-20	Rider-33/Jackson-12	17,317
55	2/26	90-102	-12	@Vancouver	L	31-24	Webber-36/Webber,Divac-10	Abdur-Rahim-22/Abdr-Rahm-11	17,856
56	2/29	112-87	+25	Vancouver	W	32-24	Webber-23/Pollard-10	Harrington-20/Long-10	17,317
57	3/2	99-102	-3	@Houston	L	32-25	Webber-29/Webber-11	Mobley-22/Thomas-9	15,754
58	3/4	108-103*	+5	@San Antonio	W	33-25	Webber-31/Pollard-9	Robinson-23/Duncan-15	35,113
59	3/6	130-109	+21	Dallas	W	34-25	Webber-22/Webber,Divac-10	Ceballos-27/Rodman-8	17,317
60	3/8	105-92	+13	Charlotte	W	35-25	Divac-27/Divac-11	Wesley-21/Campbell-13	17,317
61	3/10	103-88	+15	Toronto	W	36-25	Webber-25/Webber-12	Carter-25/Davis-15	17,317
62	3/12	106-109	-3	@LA Lakers	L	36-26	Webber-24/Divac-13	Bryant-40/O'Neal-20	18,997
63	3/14	91-96	-5	@Portland	L	36-27	Stojakovic-22/Webber-11	Sabonis-20/Sabonis-16	20,499
64	3/15	98-78	+20	LA Clippers	W	37-27	Webber-25/Divac-15	Odom-21/Olowokandi-14	17,317
65	3/18	104-83	+21	@LA Clippers	W	38-27	Divac,Stojakovic-20/Webber- 9	Anderson-25/Piatkowski-13	18,964
66	3/21	98-86	+12	Washington	W	39-27	Divac-24/Divac-12	Richmond-26/White-10	17,317
67	3/22	93-114	-21	@Phoenix	L	39-28	Webber-16/Webber-6	Robinson-26/Marion-9	19,023
68	3/24	113-103	+10	Detroit	W	40-28	Webber-29/Webber-14	Hill-35/Hill-9	17,317
69	3/26	89-90	-1	LA Lakers	L	40-29	Webber-28/Webber-15	O'Neal-34/Bryant-14	17,317
70	3/28	103-95	+8	New York	W	41-29	Webber-21/Webber-10	Houston-33/Thomas-10	17,317
71	3/31	108-123	-15	@Seattle	L	41-30	Stojakovic-23/Webber-12	Payton-35/Baker-14	16,274
72	4/2	117-95	+22	Philadelphia	W	42-30	Webber-26/Divac-11	Iverson-23/Hill-8	17,317
73	4/4	102-105	-3	@Dallas	L	42-31	Williamson-20/Divac,Pollard-10	Finley-38/Bradley-7	14,029
74	4/5	108-98	+10	@San Antonio	W	43-31	Williamson-28/Williamson-11	Duncan-28/Robinson-8	24,333
75	4/7	92-95	-3	Minnesota	L	43-32	Divac-20/Divac-12	Brandon-30/Garnett-14	17,317
76	4/9	97-102	-5	Phoenix	L	43-33	Williams-24/Webber-13	Hardaway-25/Hardaway-12	17,317
77	4/11	92-98*	-6	San Antonio	L	43-34	Divac,Williamson-17/Webber-12	Robinson-26/Robinson-14	17,317
78	4/13	130-107	+23	Golden State	W	44-34	Webber-24/Divac-13	Hughes-35/Hughes-12	17,317
79	4/14	114-121	-7	@LA Lakers	L	44-35	Webber-36/Webber-10	O'Neal-41/O'Neal-16	18,997
80	4/16	95-102	-7	@Portland	L	44-36	Webber-21/Divac-14	Wallace-18/Wallace-9	20,584
81	4/18	112-119*	-7	Seattle	L	44-37	Webber,Williamson-23/Pollard-11	Payton-33/Lewis-13	17,317
82	4/19	86-95	-9	@Utah	L	44-38	Martin-16/Divac,Wennington-10	Hornacek,Malone-18/3 with-8	19,911

(J) 1999 NBA Japan Games
* overtime

2000-01 SACRAMENTO KINGS

Front row — from left to right, Art Long, Hedo Turkoglu, Jabari Smith, Vlade Divac, Chris Webber, Peja Stojakovic, Lawrence Funderburke, Scot Pollard. Back row — from left to right, Head Coach Rick Adelman, Assistant Coach Pete Carril, Assistant Coach Elston Turner, Assistant Coach John Wetzel, Nick Anderson, Bobby Jackson, Darrick Martin, Jason Williams, Jon Barry, Doug Christie, Trainer Pete Youngman, Owner Joe Maloof, Owner Gavin Maloof.

Final Statistics

Player	G.	Min.	FGM	FGA	Pct.	FTM	FTA	Pct.	Off.	Def.	Tot.	Ast.	PF	DQ	Stl.	TO	Blk.	Pts.	Avg.
Chris Webber	70	2836	786	1635	.481	324	461	.703	179	598	777	294	226	1	93	195	118	1898	27.1
Peja Stojakovic	75	2905	559	1189	.470	267	312	.856	93	341	434	164	144	0	91	146	13	1529	20.4
Doug Christie	81	2939	311	788	.395	280	312	.897	95	260	355	289	224	2	183	154	45	996	12.3
Vlade Divac	81	2420	364	755	.482	242	350	.691	207	466	673	231	242	5	87	192	93	974	12.0
Jason Williams	77	2290	281	690	.407	60	76	.789	19	166	185	416	114	0	94	160	9	720	9.4
Bobby Jackson	79	1648	231	526	.439	65	88	.739	74	172	246	161	139	0	87	103	7	566	7.2
Scot Pollard	77	1658	185	395	.468	128	171	.749	173	292	465	47	206	4	48	66	97	498	6.5
Hedo Turkoglu	74	1245	138	335	.412	87	112	.777	49	161	210	69	139	1	52	55	24	391	5.3
Jon Barry	62	1010	103	255	.404	64	73	.877	16	78	94	130	66	0	28	53	6	316	5.1
Lawrence Funderburke	59	698	120	242	.496	48	77	.623	74	122	196	17	44	0	9	32	13	288	4.9
Darrick Martin	31	176	29	76	.382	31	35	.886	2	14	16	14	27	0	7	10	0	103	3.3
Jabari Smith	9	66	11	22	.500	4	6	.667	1	7	8	6	7	0	4	3	0	26	2.9
Nick Anderson	21	169	14	57	.246	0	0	-----	3	22	25	13	13	0	10	7	4	38	1.8
Art Long	9	20	0	4	.000	0	2	.000	2	6	8	1	5	0	0	2	3	0	0.0
Kings	*82*	*20080*	*3132*	*6969*	*.449*	*1600*	*2075*	*.771*	*987*	*2705*	*3692*	*1852*	*1596*	*13*	*793*	*1221*	*432*	*8343*	*101.7*
Opponents	*82*	*20080*	*3087*	*7139*	*.432*	*1291*	*1724*	*.749*	*1121*	*2643*	*3764*	*1816*	*1766*	*14*	*666*	*1334*	*476*	*7866*	*95.9*

3-Pt. FG: Sacramento Kings 479-1353 (.354); Martin 14-27 (.519); Stojakovic 144-360 (.400); Christie 94-250 (.376); Jackson 39-104 (.375); Barry 46-132 (.348); Turkoglu 28-86 (.326); Williams 98-311 (.315); Divac 4-14 (.286); Anderson 10-39 (.256); Webber 2-28 (.071); Pollard 0-2. Opponents 401-1131 (.355).

2000-01 Playoffs

Second Place in Pacific Division

First Round (3-1)	April 22	Sacramento	83	vs.	Phoenix	86
	April 25	Sacramento	116	vs.	Phoenix	90
	April 29	Sacramento	104	@	Phoenix	96
	May 2	Sacramento	89	@	Phoenix	82
Semifinals (0-4)	May 6	Sacramento	105	@	LA Lakers	108
	May 8	Sacramento	90	@	LA Lakers	96
	May 11	Sacramento	81	vs.	LA Lakers	103
	May 13	Sacramento	113	vs.	LA Lakers	119

Team Notes

- Kings posted the fourth-best record in the NBA at 55-27, matching the franchise record for most wins in a season.
- Rick Adelman served as head coach of the Western Conference All-Star Team.
- Chris Webber earned First-Team All-NBA honors.

2000-01 GAME-BY-GAME

G	DATE	SCORE	W/L +/-	OPPONENT	W/L	REC	KINGS HI. SCORER/REBOUNDER	OPPONENT HI. SCORER/REBOUNDER	ATT
1	10/31	100-81	+19	@Chicago	W	1-0	Stojakovic,Webber-23/Stojakovic-8	Mercer-19/Brand,Ruffin-6	21,814
2	11/1	100-102**	-2	@Cleveland	L	1-1	Webber-27/Webber-8	Murray-18/Weatherspoon-11	17,695
3	11/3	100-93	+7	@Detroit	W	2-1	Webber-31/Pollard-14	Stackhouse-22/Wallace-10	22,076
4	11/4	91-99	-8	@Minnesota	L	2-2	Stojakovic-22/Divac-12	Garnett-28/Garnett-12	19,006
5	11/6	79-75	+4	Portland	W	3-2	Webber-29/Divac-11	Wallace-24/Davis-11	17,317
6	11/8	115-84	+31	Golden State	W	4-2	Stojakovic,Webber-27/Webber-9	Fortson-17/Fortson-14	17,317
7	11/10	114-107*	+7	@Golden State	W	5-2	Webber-35/Webber-16	Jamison-37/Fortson-17	17,467
8	11/12	109-84	+25	Dallas	W	6-2	Stojakovic-28/Webber-13	Nowitzki-16/Vaught-8	17,317
9	11/14	96-82	+14	Orlando	W	7-2	Stojakovic-27/Divac,Stojakovic-11	Armstrong-22/Outlaw,Amstg-8	17,317
10	11/16	110-112*	-2	LA Lakers	L	7-3	Christie-32/Stojakovic-17	O'Neal-33/O'Neal-16	17,317
11	11/22	100-71	+29	Chicago	W	8-3	Webber-29/Webber-13	Brand-16/Brand-10	17,317
12	11/25	125-101	+24	Seattle	W	9-3	Stojakovic-29/Webber-14	Payton-26/Ewing-8	17,317
13	11/28	88-81	+7	@Houston	W	10-3	Webber-21/Webber-11	Mobley-21/Mobley-8	11,813
14	11/29	79-82	-3	@San Antonio	L	10-4	Webber-25/Webber-17	Duncan-22/Duncan-13	17,341
15	12/1	105-98	+7	Phoenix	W	11-4	Webber-28/Webber-14	Delk-21/Marion-10	17,317
16	12/5	81-75	+6	San Antonio	W	12-4	Webber-30/Stojakovic,Webber-10	Duncan-23/Duncan-23	17,317
17	12/8	111-98	+13	Houston	W	13-4	Webber-37/Webber-18	Francis-20/Olajuwon-9	17,317
18	12/10	101-97	+4	Miami	W	14-4	Webber-19/Webber-10	Hardaway-25/Grant-16	17,317
19	12/12	99-107	-8	@Atlanta	L	14-5	Webber-22/Webber-13	Terry-38/Mutombo-17	18,113
20	12/13	90-101	-11	@Charlotte	L	14-6	Webber-25/Divac-8	Mashburn-33/Brown-12	12,806
21	12/15	104-81	+23	@Boston	W	15-6	Webber-30/Webber-13	Walker-15/Potapenko-12	15,486
22	12/17	95-79	+16	@New Jersey	W	16-6	Webber-33/Webber-12	Marbury-17/Williams-8	13,011
23	12/19	106-72	+34	Washington	W	17-6	Webber-19/Webber-11	Strickland-13/Smith-13	17,317
24	12/20	85-89	-4	@Seattle	L	17-7	Webber-20/Webber-13	Payton-19/Patterson-15	17,072
25	12/22	95-91	+4	@Vancouver	W	18-7	Webber-33/Webber-12	Harrington-24/Harrington-20	14,656
26	12/23	97-92	+5	Seattle	W	19-7	Webber-23/Webber-11	Baker-20/Lewis-14	17,317
27	12/28	91-87	+4	Charlotte	W	20-7	Webber-24/Webber-10	Wesley-24/Mashburn,Brown-13	17,317
28	12/30	104-107*	-3	Philadelphia	L	20-8	Stojakovic-33/Webber-10	Iverson-46/Hill-13	17,317
29	1/2	121-117*	+4	Phoenix	W	21-8	Divac-34/Divac-12	Delk-53/Marion-12	17,317
30	1/5	91-93*	-2	Indiana	L	21-9	Webber-51/Webber-26	O'Neal-20/O'Neal-16	17,317
31	1/8	100-97	+3	Minnesota	W	22-9	Stojakovic-24/Divac,Stojc,Webr-9	Garnett-26/Szczerbiak-9	17,317
32	1/10	108-103	+5	Cleveland	W	23-9	Webber-30/Webber-14	Gatling-38/Weatherspoon-11	17,317
33	1/12	93-106	-13	@Denver	L	23-10	Webber-24/Webber-14	Van Exel-25/Posey-19	17,512
34	1/13	84-81	+3	@Houston	W	24-10	Webber-31/Webber-14	Francis-21/Mobley-11	14,552
35	1/15	116-105	+11	@Dallas	W	25-10	Webber-34/Webber-12	Nowtizki-28/Nowitzki-11	18,187
36	1/17	111-106	+5	Boston	W	26-10	Webber-30/Divac-11	Walker-47/Pierce-6	17,317
37	1/20	111-101	+10	@Portland	W	27-10	Webber-34/Webber-10	Wallace-25/Sabonis-8	20,580
38	1/21	107-109	-2	@Seattle	L	27-11	Stojakovic-30/Webber-18	Payton-30/Patterson-11	17,072
39	1/23	130-104	+26	New Jersey	W	28-11	Webber-25/Divac-10	Van Horn-20/Van Horn-9	17,317
40	1/25	91-97	-6	San Antonio	L	28-12	Stojakovic,Webber-23/Webber-11	Duncan-36/Duncan-21	17,317
41	1/27	101-89	+12	@LA Clippers	W	29-12	Webber-33/Divac,Webber-11	McInnis,Miles-16/Parks-13	19,341
42	1/30	105-79	+26	Golden State	W	30-12	Webber-28/Pollard,Webber-12	Jamison-18/Blount-15	17,317
43	2/2	105-95	+10	Vancouver	W	31-12	Webber-41/Webber-15	Abdur-Rahim-27/Abdr-Rahm-9	17,317
44	2/4	94-100	-6	@LA Lakers	L	31-13	Webber-25/Christie-11	Bryant-26/Bryant-11	18,997
45	2/6	109-112	-3	@Milwaukee	L	31-14	Webber-39/Webber-11	Cassell-29/Johnson-9	17,329
46	2/7	88-117	-29	@Minnesota	L	31-15	Webber-22/Andrsn,Turkglu,Web- 5	Garnett-40/Garnett-7	18,274
47	2/13	97-94*	+3	@Utah	W	32-15	Webber-34/Pollard,Stojkvc, Web-8	Malone-28/Marshall-15	19,485
48	2/15	81-105	-24	@Portland	L	32-16	Divac-19/Divac-8	Stoudamire-20/Davis-9	20,471
49	2/16	117-84	+33	Denver	W	33-16	Stojakovic-29/Pollard-11	Lenard-23/McDyess-13	17,317
50	2/18	90-94	-4	Utah	L	33-17	Stojakovic-27/Christie-9	Marshall-31/Marshall-14	17,317
51	2/20	94-80	+14	Atlanta	W	34-17	Williams-22/Divac-19	Terry-16/Mutombo-15	17,317
52	2/22	115-110	+5	@Washington	W	35-17	Christie-32/Pollard-14	Hamilton-29/White-14	19,911
53	2/23	119-118***	+1	@Toronto	W	36-17	Stojakovic-39/Pollard-17	Carter-38/Davis,Oakley-12	19,800
54	2/25	86-88	-2	@New York	L	36-18	Stojakovic-26/Pollard-13	Houston-21/Camby-17	19,763
55	2/27	106-93*	+13	LA Clippers	W	37-18	Stojakovic-25/Divac-12	McInnis-33/Olowokandi-9	17,317
56	2/28	122-101	+21	@Golden State	W	38-18	Stojakovic-24/Funderburke-12	Jamison-36/Jamison-12	19,107
57	3/2	81-88	-7	@LA Clippers	L	38-19	Stojakovic-31/Pollard-18	Maggette-23/Parks-12	19,415
58	3/6	98-91	+7	Toronto	W	39-19	Christie,Williams,Web-19/Divac-17	Carter,Davis-25/Carter,Davis-9	17,317
59	3/7	100-89	+11	@Phoenix	W	40-19	Webber-41/Webber-14	Marion-23/Marion-8	19,023
60	3/9	110-104	+6	Denver	W	41-19	Webber-41/Webber-12	Lenard-24/LaFrentz-14	17,317
61	3/11	105-90	+15	Utah	W	42-19	Stojakovic-31/Divc,Stojkvc,Webr-6	Starks-21/Russell-8	17,317
62	3/13	114-108*	+6	@Orlando	W	43-19	Webber-33/Webber-15	McGrady-25/McGrady,Reid-10	16,157
63	3/14	104-114	-10	@Miami	L	43-20	Webber-26/Webber-17	Mason-25/Mason-13	19,600
64	3/16	100-79	+21	@Philadelphia	W	44-20	Webber-26/Webber-11	Iverson-28/Lynch-8	20,866
65	3/18	95-101	-6	@Indiana	L	44-21	Stojakovic-27/Webber-15	Miller-24/Harrington-16	18,345
66	3/20	125-109	+16	Houston	W	45-21	Stojakovic-29/Webber-10	Mobley-30/Thomas-8	17,317
67	3/22	103-98	+5	Detroit	W	46-21	Webber-29/Webber-15	Stackhouse-31/Wallace-19	17,317
68	3/25	72-84	-12	LA Lakers	L	46-22	Christie,Webber-15/Divac-14	O'Neal-23/O'Neal-15	17,317
69	3/27	124-117*	+7	New York	W	47-22	Webber-39/Webber-15	Thomas-33/Camby-14	17,317
70	3/28	108-84	+24	@LA Lakers	W	48-22	Webber-25/Webber-12	O'Neal-33/O'Neal-11	18,997
71	3/30	110-98	+12	Minnesota	W	49-22	Webber-22/Pollard-13	Brandon-20/Lopez-9	17,317
72	4/1	107-119	-12	Dallas	L	49-23	Webber-27/Christie,Webber-10	Howard-32/Howard-12	17,317
73	4/3	101-107	-6	Milwaukee	L	49-24	Webber-28/Christie,Webber-11	Cassell-33/Johnson-14	17,317
74	4/5	92-86	+6	@Utah	W	50-24	Webber-26/Divac-12	Malone-21/Malone-9	19,911
75	4/6	118-90	+28	@Vancouver	W	51-24	Webber-36/Divac-12	Jones-17/Massenburg-13	14,863
76	4/8	98-89	+9	Portland	W	52-24	Stojakovic,Webber-20/Divac-17	Pippen-21/Wallace-11	17,317
77	4/10	116-109*	+7	LA Clippers	W	53-24	Webber-31/Webber-11	Odom-20/Odom-10	17,317
78	4/12	107-105*	+2	@San Antonio	W	54-24	Webber-26/Divac,Webber-13	Duncan-42/Duncan,Robinsn-11	34,357
79	4/13	97-101	-4	@Dallas	L	54-25	Webber-24/Webber-13	Finley-31/Bradley-15	18,187
80	4/15	86-88	-2	@Phoenix	L	54-26	Webber-22/Stojakovic-12	Kidd-20/Marion-19	19,023
81	4/16	110-100	+10	Vancouver	W	55-26	Stojakovic-31/Divac-16	Jones-25/Long-8	17,317
82	4/18	100-110	-10	@Denver	L	55-27	Pollard 18/Pollard 14	LaFrentz-32/LaFrentz-20	18,495

* overtime

2001-02 SACRAMENTO KINGS

Front row — from left to right, Chucky Brown, Hedo Turkoglu, Gerald Wallace, Vlade Divac, Chris Webber, Peja Stojakovic, Lawrence Funderburke, Scot Pollard. Back row — from left to right, Head Coach Rick Adelman, Assistant Coach Pete Carril, Assistant Coach Elston Turner, Assistant Coach John Wetzel, Mateen Cleaves, Bobby Jackson, Mike Bibby, Brent Price, Doug Christie, Trainer Pete Youngman, Owner Gavin Maloof, Owner Joe Maloof, President, Basketball Operations Geoff Petrie.

Final Statistics

Player	G.	Min.	FGM	FGA	Pct.	FTM	FTA	Pct.	Off.	Def.	Tot.	Ast.	PF	DQ	Stl.	TO	Blk.	Pts.	Avg.
Chris Webber	54	2071	532	1075	.495	253	338	.749	150	396	546	258	181	1	90	158	76	1322	24.5
Peja Stojakovic	71	2649	547	1130	.484	283	323	.876	72	301	373	175	120	0	81	140	14	1506	21.2
Mike Bibby	80	2659	446	985	.453	155	193	.803	37	185	222	403	133	0	87	134	15	1098	13.7
Doug Christie	81	2798	338	735	.460	206	242	.851	74	300	374	340	209	3	160	164	25	972	12.0
Vlade Divac	80	2420	338	716	.472	209	340	.615	205	466	671	297	229	1	79	158	94	888	11.1
Bobby Jackson	81	1750	334	754	.443	149	184	.810	82	169	251	164	145	1	73	93	11	896	11.1
Hedo Turkoglu	80	1970	290	687	.422	167	230	.726	63	300	363	163	184	0	57	81	31	810	10.1
Scot Pollard	80	1881	197	358	.550	115	166	.693	188	377	565	53	202	1	70	68	76	509	6.4
Lawrence Funderburke	56	722	115	245	.469	34	56	.607	76	122	198	32	65	0	11	33	18	264	4.7
Gerald Wallace	54	430	75	175	.429	23	46	.500	49	40	89	27	46	0	19	22	6	173	3.2
Mateen Cleaves	32	153	30	68	.441	8	9	.889	1	7	8	25	9	0	7	27	0	70	2.2
Brent Price	20	89	9	27	.333	9	13	.692	4	4	8	9	13	0	3	10	1	31	1.6
Chucky Brown	18	92	10	27	.370	1	2	.500	10	23	33	6	12	0	2	5	4	21	1.2
Kings	*82*	*19755*	*3267*	*7003*	*.467*	*1618*	*2154*	*.751*	*1013*	*2702*	*3715*	*1958*	*1560*	*7*	*741*	*1128*	*375*	*8578*	*104.6*
Opponents	*82*	*19755*	*3128*	*7108*	*.440*	*1312*	*1764*	*.744*	*1065*	*2617*	*3682*	*1839*	*1827*	*18*	*633*	*1246*	*387*	*7954*	*97.0*

3-Pt. FG: Sacramento Kings 426-1160 (.367); Stojakovic 129-310 (.416); Bibby 51-138 (.370); Turkoglu 63-171 (.368); Jackson 79-219 (.361); Christie 90-256 (.352); Price 4-15 (.267); Webber 5-19 (.263); Cleaves 2-8 (.250); Divac 3-13 (.231); Funderburke 0-3; Wallace 0-7. Opponents 386-1145 (.337).

2001-02 Playoffs

First Place in Pacific Division

First Round (3-1)	April	20	Sacramento	89	vs.	Utah	86	
	April	23	Sacramento	86	vs.	Utah	93	
	April	27	Sacramento	90	@	Utah	87	
	April	29	Sacramento	91	@	Utah	86	
Semifinals (4-1)	May	4	Sacramento	108	vs.	Dallas	91	
	May	6	Sacramento	102	vs.	Dallas	110	
	May	9	Sacramento	125	@	Dallas	119	
	May	11	Sacramento	115	@	Dallas	113	OT
	May	13	Sacramento	114	vs.	Dallas	101	
Conf. Finals (3-4)	May	18	Sacramento	99	vs.	LA Lakers	106	
	May	20	Sacramento	96	vs.	LA Lakers	90	
	May	24	Sacramento	103	@	LA Lakers	90	
	May	26	Sacramento	99	@	LA Lakers	100	
	May	28	Sacramento	92	vs.	LA Lakers	91	
	May	31	Sacramento	102	@	LA Lakers	106	
	June	2	Sacramento	106	vs.	LA Lakers	112	OT

Team Notes

- Kings claimed their first-ever Pacific Division title with an NBA-best 61-21 record. Set new franchise records for most wins (61), home victories (36) and road wins (25) in a season.

2001-02 GAME-BY-GAME

G	DATE	SCORE	W/L +/-	OPPONENT	W/L	REC	KINGS HI. SCORER/REBOUNDER	OPPONENT HI. SCORER/REBOUNDER	ATT
1	10/30	101-95	+6	Seattle	W	1-0	Divac-27/Pollard,Stoj,Fundburke-9	Baker-20/Barry-9	17,317
2	11/3	106-94	+12	@Denver	W	2-0	Stojakovic-24/Polrd,Fundke,Turk-7	Van Exel-32/Van Exel-9	15,138
3	11/4	103-83	+20	San Antonio	W	3-0	Divac-25/Divac-11	Duncan-17/Duncan-13	17,317
4	11/6	115-99	+16	@Cleveland	W	4-0	Stojakovic-32/Divac,Stojakovic-10	Murray-22/Doleac-11	14,584
5	11/7	104-116	-12	@Indiana	L	4-1	Stojakovic-36/Divac-10	Harrington-22/O'Neal-9	15,309
6	11/9	105-115	-10	@Orlando	L	4-2	Stojakovic-31/Divac-15	McGrady-44/McGrady-13	17,248
7	11/10	90-75	+15	@Miami	W	5-2	Stojakovic-22/Divac-10	Gatling,Jones-12/Mourning-8	17,853
8	11/13	95-86	+9	Toronto	W	6-2	Bibby 20/Pollard-12	Carter-23/Clark-10	17,317
9	11/16	105-71	+34	Chicago	W	7-2	Stojakovic-21/Funderburke-8	Mercer-14/Miller-8	17,317
10	11/18	85-93	-8	@LA Lakers	L	7-3	Stojakovic-25/Divac-15	Bryant-29/O'Neal-15	18,997
11	11/19	113-77	+36	Houston	W	8-3	Stojakovic-25/Pollard 14	Francis-18/Thomas,Willis-7	17,317
12	11/21	95-83	+12	Portland	W	9-3	Bibby 25/Divac,Pollard-10	Wells-13/Wallace-12	17,317
13	11/24	98-97	+1	New Jersey	W	10-3	Stojakovic-29/Divac-19	Martin-20/Kidd,Van Horn-10	17,317
14	11/26	94-98	-4	@Memphis	L	10-4	Stojakovic-21/Divac,Pollard-12	Buford-21/Massenburg-10	12,215
15	11/27	89-84	+5	@Houston	W	11-4	Stojakovic-24/Pollard-11	Torres-20/Thomas-19	10,467
16	11/29	110-98	+12	@Dallas	W	12-4	Stojakovic-32/Pollard-17	Nowitzki-29/Nowitzki-11	18,384
17	11/30	109-106*	+3	@San Antonio	W	13-4	Turkoglu-24/Jackson,Stojakovic-8	Duncan-38/Robinson-12	26,808
18	12/2	114-120*	-6	Dallas	L	13-5	Stojakovic-31/Divac-17	Nowitzki-32/Nowitzki-14	17,317
19	12/4	94-84	+10	Philadelphia	W	14-5	Stojakovic-20/Pollard-13	Iverson-24/Mutombo-13	17,317
20	12/7	97-91	+6	LA Lakers	W	15-5	Stojakovic-25/Stojakovic-8	O'Neal-31/O'Neal-16	17,317
21	12/9	95-88	+7	Miami	W	16-5	Stojakovic-23/Christie-9	Jackson-17/Jackson-11	17,317
22	12/11	112-100	+12	Orlando	W	17-5	Webber-24/Christie-13	McGrady-21/Miller-9	17,317
23	12/12	88-114	-26	@Phoenix	L	17-6	Webber-21/Webber-12	Delk,Marion-21/Marion-13	14,568
24	12/14	94-114	-20	@Minnesota	L	17-7	Webber-26/Webber-9	Garnett-29/Garnett-24	17,113
25	12/16	104-87	+17	Memphis	W	18-7	Webber-22/Christie-12	Gasol-15/Gasol-12	17,713
26	12/18	102-98	+4	Detroit	W	19-7	Bibby-25/Webber-14	Stackhouse-35/Wallace-9	17,713
27	12/19	92-104	-12	@Seattle	L	19-8	Christie-23/Divac-8	Payton-27/Barry,Baker-9	15,831
28	12/22	85-101	-16	@LA Clippers	L	19-9	Christie,Jackson-19/Divac-12	Brand-26/Brand-13	18,964
29	12/23	133-101	+32	Phoenix	W	20-9	Stojakovic-26/Turkoglu 10	Delk-24/Voskuhl-6	17,317
30	12/26	89-74	+15	Portland	W	21-9	Stojakovic-19/Webber-13	Wallace-25/Wallace-13	17,317
31	12/28	125-111	+14	Minnesota	W	22-9	Stojakovic-27/Divac,Webber-8	Szczerbiak-31/Nesterovic-10	17,317
32	12/30	109-94	+15	Boston	W	23-9	Webber-30/Pollard 11	Pierce-26/Battie,Walker-8	17,317
33	1/2	105-91	+14	LA Clippers	W	24-9	Webber-21/Webber-10	McInnis-20/Olowokandi-12	17,317
34	1/5	118-112	+6	@Phoenix	W	25-9	Webber-35/Pollard-13	Marbury-35/Marion,Majerle-8	17,042
35	1/6	115-101	+14	Milwaukee	W	26-9	Stojakovic-29/Divac-13	Allen-29/Mason-14	17,317
36	1/13	103-100	+3	Phoenix	W	27-9	Webber-28/Webber-13	Marbury-33/Hardaway-11	17,317
37	1/15	109-102	+7	Cleveland	W	28-9	Stojakovic-36/Webber-14	Murray-22/Skinner-12	17,317
38	1/16	112-107	+5	@Denver	W	29-9	Stojakovic-29/Webber-12	LaFrentz-30/LaFrentz-10	16,780
39	1/18	121-97	+24	Golden State	W	30-9	Webber-26/Webber,Turkoglu-8	Jamison-24/Fortson-12	17,317
40	1/21	112-98	+14	Memphis	W	31-9	Webber-24/Pollard,Webber-11	Massenburg-23/Swift-11	17,317
41	1/22	110-116*	-6	@Portland	L	31-10	Webber-34/Divac-9	Wells-34/Wallace-15	19,980
42	1/24	113-80	+33	Utah	W	32-10	Webber-24/Divac,Pollard-8	Malone-14/Padgett,Russell-8	17,310
43	1/26	114-90	+24	@Utah	W	33-10	Stojakovic-25/Pollard-15	Malone-17/Malone-10	19,571
44	1/31	99-95	+4	@Seattle	W	34-10	Stojakovic-32/Divac-10	Payton-25/Mason-13	17,072
45	2/1	132-96	+36	Denver	W	35-10	Webber-29/Webber-12	LaFrentz-16/LaFrentz-11	17,317
46	2/3	112-107	+5	@Minnesota	W	36-10	Webber-31/Webber-14	Garnett-32/Garnett-12	19,006
47	2/4	83-117	-34	@New Jersey	L	36-11	Webber-23/Webber-9	Van Horn-25/Van Horn-8	14,840
48	2/6	102-85	+17	@Boston	W	37-11	Stojakovic-24/Divac-14	Walker-26/Pierce-8	15,621
49	2/7	101-108	-7	@Washington	L	37-12	Webber-21/Divac-10	Hamilton-33/Jones-15	20,674
50	2/12	99-86	+13	San Antonio	W	38-12	Stojakovic-23/Webber-12	Duncan-24/Duncan-21	17,317
51	2/14	109-93	+16	Washington	W	39-12	Stojakovic-21/Webber-14	Hamilton-20/Laettner-11	17,317
52	2/17	116-126	-10	Seattle	L	39-13	Webber-39/Webber-11	Payton-31/James,Lewis-9	17,317
53	2/19	99-79	+20	Atlanta	W	40-13	Webber-19/Webber-12	Terry-17/Newble,Abdr-Rahm-9	17.317
54	2/21	92-115	-23	@San Antonio	L	40-14	Jackson-18/Divac-9	C. Smith-32/Duncan-13	18,594
55	2/23	97-111	-14	@Dallas	L	40-15	Webber-28/Webber-14	Nash-28/Nowitzki-21	20,181
56	2/26	107-81	+26	Utah	W	41-15	Stojakovic-19/Divac-12	3 players-11/Collins,Padgett-8	17,317
57	3/1	116-108	+8	@Golden State	W	42-15	Webber-32/Divac-10	Jamison-20/Fortson-17	19,869
58	3/3	86-97	-11	Indiana	L	42-16	Bibby-19/Divac-14	O'Neal-29/Miller,O'Neal-11	17,317
59	3/4	95-107	-12	@Portland	L	42-17	Stojakovic-26/Webber-8	Wells-20/Davis-14	19,980
60	3/8	99-87	+12	Charlotte	W	43-17	Stojakovic-24/Divac-10	Nailon-18/Campbell-8	17,317
61	3/10	98-73	+25	@Milwaukee	W	44-17	Stojakovic-21/Webber-15	3 players-14/Robinson-9	18,178
62	3/11	107-103	+4	@Chicago	W	45-17	Stojakovic-29/Divac-14	Rose-35/Chandler-12	19,208
63	3/13	92-88	+4	@Philadelphia	W	46-17	Webber-22/Webber-10	Iverson-32/Mutombo-17	20,804
64	3/14	96-113	-17	@New York	L	46-18	Bibby 21/Pollard 16	Sprewell-43/Thomas-11	19,763
65	3/17	116-113	+3	@Toronto	W	47-18	Webber-31/Webber-15	Carter-22/Olajuwon-13	19,800
66	3/19	110-87	+23	Houston	W	48-18	Webber-35/Webber-12	Mobley-17/Thomas-11	17,317
67	3/21	118-82	+36	Denver	W	49-18	Turkoglu-31/Divac-10	McCloud-15/Cheaney,Howard-7	17,317
68	3/24	96-97	-1	LA Lakers	L	49-19	Webber-24/Divac-17	Bryant-29/O'Neal,Shaw-7	17,317
69	3/26	107-90	+17	LA Clippers	W	50-19	Webber-35/Webber-13	Olowokandi-23/Olowokandi-10	17,317
70	3/28	101-74	+27	@Houston	W	51-19	Webber-19/Divac,Jackson,Webr-9	Thomas-20/Thomas-15	12,515
71	3/29	92-87	+5	@Charlotte	W	52-19	Webber-23/Webber-12	Mashburn-22/Brown-11	14,092
72	3/31	92-91	+1	@Atlanta	W	53-19	Webber-29/Webber-12	Vaughn-20/Mohammed-17	19,841
73	4/2	107-83	+24	@Memphis	W	54-19	Jackson-19/Webber-11	Swift-20/Gasol-14	11,835
74	4/3	107-86	+21	@Detroit	W	55-19	Webber-28/Divac-9	Williamson-13/Wallace-11	22,076
75	4/5	117-109	+8	@Utah	W	56-19	Webber-28/Webber-10	Marshall-32/Marshall-13	19,911
76	4/7	116-82	+34	New York	W	57-19	Webber-16/Webber-14	Sprewell-19/Houston-12	17,317
77	4/9	122-103	+19	Minnesota	W	58-19	Webber-30/Pollard-8	Szczerbiak-16/Garnett-12	17,317
78	4/10	118-116	+2	@Golden State	W	59-19	Webber-31/Webber-12	Jamison-20/Richardson-10	16,232
79	4/12	125-106	+19	@LA Clippers	W	60-19	Webber-28/Divac-10	Brand-24/Brand,Olowokandi-7	19,818
80	4/14	100-113	-13	Dallas	L	60-20	Webber-19/WebberDivac-9	Van Exel-27/LaFrentz-13	17,317
81	4/16	120-106	+14	Golden State	W	61-20	Funderburke-29/Pollard-14	Richardson-40/Arenas-9	17,317
82	4/17	95-109	-14	@LA Lakers	L	61-21	Bibby,Funderburke-15/Pollard-11	Bryant,O'Neal-21/Walker-15	18,997

* overtime

2002-03 SACRAMENTO KINGS

Front row — from left to right, Keon Clark, Hedo Turkoglu, Gerald Wallace, Vlade Divac, Chris Webber, Peja Stojakovic, Lawrence Funderburke, Scot Pollard. Back row — from left to right, Special Assistant to the President, Basketball Operations Pete Carril, Assistant Coach Terry Porter, Assistant Coach Elston Turner, Assistant Coach John Wetzel, Head Coach Rick Adelman, Damon Jones, Mateen Cleaves, Bobby Jackson, Mike Bibby, Jim Jackson, Doug Christie, Trainer Pete Youngman, Owner Gavin Maloof, Owner Joe Maloof, President, Basketball Operations Geoff Petrie.

Final Statistics

Player	G.	Min.	FGM	FGA	Pct.	FTM	FTA	Pct.	Off.	Def.	Tot.	Ast.	PF	DQ	Stl.	TO	Blk.	Pts.	Avg.
Chris Webber	67	2622	661	1433	.461	215	354	.607	160	544	704	364	204	1	106	215	88	1542	23.0
Peja Stojakovic	72	2450	497	1034	.481	231	264	.875	61	336	397	141	143	1	72	101	5	1380	19.2
Mike Bibby	55	1835	329	700	.470	161	187	.861	34	113	147	285	93	0	72	127	8	875	15.9
Bobby Jackson	59	1676	340	732	.464	126	149	.846	57	162	219	182	126	0	71	106	3	895	15.2
Vlade Divac	80	2384	305	655	.466	179	251	.713	157	417	574	274	239	3	83	152	105	795	9.9
Doug Christie	80	2710	267	557	.479	141	174	.810	61	281	342	376	186	1	180	144	37	748	9.4
Jim Jackson	63	1309	204	462	.442	47	55	.855	84	178	262	118	132	0	31	80	4	487	7.7
Keon Clark	80	1780	226	451	.501	84	128	.656	138	313	451	80	227	2	38	94	150	536	6.7
Hedo Turkoglu	67	1175	165	391	.422	88	110	.800	35	153	188	87	125	0	25	50	12	447	6.7
Gerald Wallace	47	571	90	183	.492	39	74	.527	38	90	128	23	68	0	24	44	15	220	4.7
Damon Jones	49	709	80	210	.381	20	27	.741	11	59	70	80	42	0	18	23	4	224	4.6
Scot Pollard	23	325	40	87	.460	23	38	.605	46	60	106	6	50	0	13	15	15	103	4.5
Lawrence Funderburke	27	229	32	72	.444	10	17	.588	17	38	55	8	25	0	1	6	11	74	2.7
Mateen Cleaves	12	55	6	23	.261	3	4	.750	1	7	8	10	6	0	2	14	0	16	1.3
Kings	*82*	*19830*	*3242*	*6990*	*.464*	*1367*	*1832*	*.746*	*900*	*2751*	*3651*	*2034*	*1666*	*8*	*736*	*1192*	*457*	*8342*	*101.7*
Opponents	*82*	*19830*	*2991*	*7125*	*.420*	*1454*	*1962*	*.741*	*1145*	*2614*	*3759*	*1759*	*1635*	*9*	*684*	*1262*	*356*	*7809*	*95.2*

3-Pt. FG: Sacramento Kings 491-1288 (.381); Cleaves 1-1 (1.000); J. Jackson 32-71 (.451); Bibby 56-137 (.409); Christie 73-185 (.395); Stojakovic 155-406 (.382); B. Jackson 89-235 (.379); Turkoglu 29-78 (.372); Jones 44-121 (.364); Wallace 1-4 (.250); Divac 6-25 (.240); Webber 5-21 (.238); Clark 0-4. Opponents 373-1166 (.320).

2002-03 Playoffs

First Place in Pacific Division

First Round (4-1)	April	19	Sacramento	96	vs.	Utah	90	
	April	21	Sacramento	108	vs.	Utah	95	
	April	26	Sacramento	104	@	Utah	107	
	April	28	Sacramento	99	@	Utah	82	
	April	30	Sacramento	111	vs.	Utah	91	
Semifinals (3-4)	May	6	Sacramento	124	@	Dallas	113	
	May	8	Sacramento	110	@	Dallas	132	
	May	10	Sacramento	137	vs.	Dallas	141	2OT
	May	11	Sacramento	99	vs.	Dallas	83	
	May	13	Sacramento	93	@	Dallas	112	
	May	15	Sacramento	115	vs.	Dallas	109	
	May	17	Sacramento	99	@	Dallas	112	

Team Notes

- Despite numerous injuries, the Kings finished with the third-best record in the NBA, 59-23, and claimed their second straight Pacific Division title.
- Kings guard Bobby Jackson became the first Kings player and only the second point guard in NBA history to win the NBA Sixth Man of the Year award.

2002-03 GAME-BY-GAME

G	DATE	SCORE	W/L +/-	OPPONENT	W/L	REC	KINGS HI. SCORER/REBOUNDER	OPPONENT HI. SCORER/REBOUNDER	ATT
1	10/29	94-67	+27	Cleveland	W	1-0	Jones-18/Webber-14	Davis-17/Hill-11	17,317
2	10/31	100-72	+28	Portland	W	2-0	Stojkvc-26/B. Jackson,Wallace-10	Wallace-24/Davis-11	17,317
3	11/2	116-99	+17	@Memphis	W	3-0	Divac-24/Clark-10	Gasol-20/Gasol,Swift-7	17,112
4	11/3	78-88	-10	@Miami	L	3-1	Clark-19/Divac-10	Jones-16/Grant-14	15,468
5	11/5	121-125	-4	@Orlando	L	3-2	B. Jackson-26/Funderburke-12	McGrady-41/Burke,McGrady-8	14,292
6	11/6	88-95	-7	@New York	L	3-3	Webber-22/Webber-11	Houston-21/Harrington-8	19,763
7	11/8	99-91	+8	Memphis	W	4-3	Stojakovic-22/Webber-17	Gooden-23/Swift-10	17,317
8	11/10	105-97	+8	Atlanta	W	5-3	Webber-27/Divac-10	Abdur-Rahim-32/Ratliff-13	17,317
9	11/13	104-93	+11	@Golden State	W	6-3	Webber-33/B. Jackson-9	Jamison-31/Dampier-12	18,369
10	11/15	97-111	-14	@Seattle	L	6-4	Webber-24/Clark-9	Payton-24/Mason-17	17,072
11	11/17	101-99	+2	Orlando	W	7-4	Webber-24/Divac,Webber-10	McGrady-36/McGrady-14	17,317
12	11/19	111-98	+13	Chicago	W	8-4	Christie,B. Jackson-22/Divac-10	Baxter-17/Marshall-10	17,317
13	11/20	93-89	+4	@L.A. Clippers	W	9-4	B. Jackson,Webber-19/Clark-11	Maggette-30/Olowokandi-12	18,087
14	11/22	118-101	+17	Phoenix	W	10-4	B. Jackson-24/Webber-13	Marbury-39Marion-10	17,317
15	11/23	95-94	+1	@Portland	W	11-4	Webber-24/Webber-10	Wallace-30/Wallace-9	18,782
16	11/26	91-85	+6	@Cleveland	W	12-4	Webber-28/Webber-11	Davis-22/Hill,Ilgauskas-11	11,595
17	11/27	74-90	-16	@Minnesota	L	12-5	Webber-19/Webber-11	Garnett-20/Garnett-13	17,821
18	11/29	107-94	+13	L.A. Clippers	W	13-5	B. Jackson-31/Wallace-10	Brand-25/Brand-12	17,317
19	12/1	103-84	+19	Houston	W	14-5	Wallace-21/Wallace-8	Francis-22/Thomas-8	17,317
20	12/3	98-86	+12	Minnesota	W	15-5	B. Jackson-24/Webber-11	Hudson-19/Garnett-16	17,317
21	12/4	92-90	+2	@Denver	W	16-5	Webber-31/Divac-14	Whitney-22/Howard-7	13,002
22	12/6	98-77	+21	Denver	W	17-5	Christie 23/Webber-11	Posey-22/Howard-10	17,317
23	12/8	104-80	+24	@San Antonio	W	18-5	J. Jackson,Webber-23/Webber-13	Duncan-16/Duncan-13	16,873
24	12/10	96-103	-7	@Houston	L	18-6	Webber-30/Webber-11	Francis-32/Yao-15	13,158
25	12/14	98-96	+2	@Utah	W	19-6	Webber-27/Webber-13	Kirilenko-18/Cheaney,Jcksn-8	19,911
26	12/15	107-92	+15	New Orleans	W	20-6	Webber-28/Webber-8	Davis-23/Brown-13	17,317
27	12/17	95-86	+9	Phoenix	W	21-6	Webber-27/Divac,Webber-12	Jacobsen-15/Outlaw-11	17,317
28	12/19	81-83	-2	San Antonio	L	21-7	Webber-23/Webber-12	Duncan-23/Duncan-14	17,317
29	12/21	101-110	-9	@Phoenix	L	21-8	Webber-29/Webber-15	Marbury,Marion-28/Stdmre-12	18,133
30	12/22	103-88	+15	Golden State	W	22-8	Stojakovic,Webber-20/Webber-12	Jamison-20/Foyle-15	17,317
31	12/25	105-99	+6	@L.A. Lakers	W	23-8	Stojakovic-26/Webber-15	Bryant,O'Neal-27/O'Neal-17	18,997
32	12/28	113-119*	-6	Portland	L	23-9	Bibby-22/Webber-10	Wells-32/Davis-14	17,317
33	1/4	87-76	+11	@Denver	W	24-9	Bibby-24/Stojakovic-10	Howard-20/Howard-15	17,393
34	1/5	96-70	+26	Miami	W	25-9	Bibby-22/Divac-12	C. Butler-16/Grant-12	17,317
35	1/7	101-76	+25	@Milwaukee	W	26-9	Bibby-20/Webber-13	Allen-16/Johnson-7	16,072
36	1/9	118-82	+36	@New Jersey	W	27-9	Stojakovic-24/Webber-11	Coll,Harris,Jhnsn-11/Mrtn-13	20,049
37	1/10	109-115*	-6	@Minnesota	L	27-10	Webber-30/Webber-8	Smith-25/Garnett-15	16,591
38	1/12	106-98	+8	Memphis	W	28-10	Stojakovic-30/Divac,Webber-10	Gasol-26/Gasol-12	17,317
39	1/15	123-94	+29	Dallas	W	29-10	Webber-29/Webber-15	Van Exel-20/Nowitzki-9	17,317
40	1/18	107-112	-5	@L.A. Clippers	L	29-11	Stojakovic-37/Divac-10	Brand-34/Brand-15	20,037
41	1/20	102-80	+22	@Golden State	W	30-11	Divac,Stojkvc,Webr-16/Divac-11	Richardson-28/Murphy-15	19,871
42	1/21	109-102	+7	New Jersey	W	31-11	Webber-36/Webber-15	Kidd-27/Martin-13	17,317
43	1/23	104-98	+6	@Memphis	W	32-11	Webber-26/Divac-11	Gasol-24/Gasol-17	13,228
44	1/24	104-115	-11	@Atlanta	L	32-12	Webber-32/Webber-13	Robinson-29/Abdur-Rahim-9	15,697
45	1/26	97-101	-4	@Toronto	L	32-13	Bibby-30/Webber-19	Carter-22/J. Williams-14	19,800
46	1/28	92-102	-10	Utah	L	32-14	Stojakovic-32/Divac,Stojakovic-6	Malone-29/Malone-10	17,317
47	1/30	95-77	+18	@Seattle	W	33-14	Turkoglu-22/Stojakovic-14	Lewis-25/Mason-11	16,286
48	1/31	113-124	-11	L.A. Lakers	L	33-15	Stojakovic-36/Turkoglu-7	Bryant-38/O'Neal-10	17,317
49	2/2	89-105	-16	@Houston	L	33-16	Stojakovic-31/2 players-6	Griffin-22/Yao-11	16,285
50	2/4	110-109	+1	@Dallas	W	34-16	Bibby-27/Stojakovic-14	Finley,Nowitzki-28/Nowitzki-16	20,102
51	2/5	84-108	-24	@New Orleans	L	34-17	Stojakovic-20/Clark-9	Mashburn-26/Brown-10	17,217
52	2/11	99-80	+19	Washington	W	35-17	Stojakovic-20/Christie-12	Hughes-19/Laettner-11	17,317
53	2/14	110-81	+29	Seattle	W	36-17	Stojakovic-24/Clark-14	Payton-20/Payton-7	17,317
54	2/16	101-104	-3	San Antonio	L	36-18	Divac-22/Clark-13	Duncan-34/Duncan-12	17,317
55	2/18	102-93	+9	Milwaukee	W	37-18	Stojakovic-26/Divac-19	Kukoc-21/Caffey-11	17,317
56	2/20	105-83	+22	Boston	W	38-18	Clark,Christie-18/Clark,Stojkvc-9	Pierce-22/Pierce-12	17,317
57	2/23	99-92	+7	New York	W	39-18	Webber-20/Webber-11	Thomas-17/Weatherspoon-11	17,317
58	2/25	81-75	+6	Detroit	W	40-18	Webber-19/Webber-13	Hamilton-18/Wallace-19	17,317
59	2/27	126-124*	+2	@Dallas	W	41-18	Stojakovic-36/Clark-11	Nowitzki-36/Nowitzki-13	20,059
60	3/1	100-108	-8	@San Antonio	L	41-19	Webber-36/Webber-9	Parker-32/Duncan-15	18,797
61	3/3	107-99	+8	Philadelphia	W	42-19	Webber-29/Divac-13	Iverson-35/Coleman-10	17,317
62	3/5	96-95*	+1	Minnesota	W	43-19	Webber-25/Stojakovic,Webber-11	Garnett-27/Garnett-24	17,317
63	3/7	108-105*	+3	@Utah	W	44-19	Bibby,Webber-24/Webber-15	Malone-25/Ostertag-11	19,911
64	3/9	107-88	+19	Indiana	W	45-19	Bibby,B. Jackson-17/Webber-12	Harrington-27/Foster,Hargtn-11	17,317
65	3/13	84-109	-25	@Phoenix	L	45-20	Webber-22/Webber-11	Marion-27/Stoudamire,Marn-11	18,184
66	3/14	119-84	+35	Toronto	W	46-20	Webber-26/Webber-10	Carter,Peterson-16/N'diaye-10	17,317
67	3/16	123-129*	-6	Dallas	L	46-21	Stojakovic-30/Webber-15	Nowitzki-34/Nowitzki-18	17,317
68	3/18	117-91	+26	Golden State	W	47-21	Stojakovic-20/Pollard-12	Arenas-22/Dampier-11	17,317
69	3/20	107-99	+8	L.A. Lakers	W	48-21	Webber-26/Webber-11	Bryant-34/Bryant,O'Neal-13	17,317
70	3/22	113-104	+9	@Portland	W	49-21	Stojakovic-30/Webber-15	Wallace-31/Davis,Wallace-6	20,580
71	3/23	109-108	+1	Houston	W	50-21	Webber-24/Divac-12	Francis-38/Yao-19	17,317
72	3/27	93-83	+10	L.A. Clippers	W	51-21	Webber-23/Divac-13	Wilcox-16/Ely-12	17,317
73	3/29	107-92	+15	@Chicago	W	52-21	Stojakovic-27/Pollard-13	Curry-24/Curry-14	22,638
74	3/30	88-99	-11	@Detroit	L	52-22	Webber-22/Webber-8	Robinson-21/Wallace-16	22,076
75	4/1	103-98	+5	@Indiana	W	53-22	Stojakovic-26/Pollard-16	O'Neal-24/B. Miller-11	17,088
76	4/2	105-99	+6	@Washington	W	54-22	Webber-28/Webber-9	Stackhouse-27/Lue-8	20,172
77	4/4	93-92	+1	@Boston	W	55-22	Webber-27/Webber-11	Pierce-40/Bremr,Walkr,Wilms-6	18,624
78	4/6	97-81	+16	@Philadelphia	W	56-22	Stojakovic,Webber-21/Webber-11	Iverson-24/Coleman-10	20,702
79	4/8	107-85	+22	Seattle	W	57-22	Webber-20/Clark-8	Allen,Drobnk-22/Evans,Radvc-8	17,317
80	4/10	104-117	-13	@L.A. Lakers	L	57-23	Bibby,Webber-24/Webber-9	Bryant-34/O'Neal-16	18,997
81	4/11	105-103	+2	Denver	W	58-23	Webber-29/Webber-10	Howard-24/Camby-16	17,317
82	4/16	95-84	+11	Utah	W	59-23	Webber-15/B. Jackson-7	Kirilenko-15/Massbrg,Ostrg-6	17,317

* overtime

2003-04 SACRAMENTO KINGS



Front row — from left to right, Tony Massenburg, Gerald Wallace, Brad Miller, Vlade Divac, Chris Webber, Peja Stojakovic, Jabari Smith, Darius Songaila. Back row — from left to right, Assistant Coach/Scout Bubba Burrage, Assistant Coach John Wetzel, Assistant Coach Elston Turner, Head Coach Rick Adelman, Anthony Peeler, Bobby Jackson, Mike Bibby, Rodney Buford, Doug Christie, Assistant Coach Pete Carril, Trainer Pete Youngman, President, Basketball Operations Geoff Petrie, Vice President, Basketball Operations Wayne Cooper.

Final Statistics

Player	G.	Min.	FGM	FGA	Pct.	FTM	FTA	Pct.	Off.	Def.	Tot.	Ast.	PF	DQ	Stl.	TO	Blk.	Pts.	Avg.
Peja Stojakovic	81	3264	665	1386	.480	394	425	.927	91	417	508	173	159	0	108	153	14	1964	24.2
Chris Webber	23	831	174	421	.413	81	114	.711	48	152	200	105	76	1	31	60	20	430	18.7
Mike Bibby	82	2980	527	1170	.450	304	373	.815	67	210	277	444	146	0	112	175	18	1506	18.4
Brad Miller	72	2621	373	731	.510	256	329	.778	191	552	743	312	247	7	68	144	86	1014	14.1
Bobby Jackson	50	1185	263	592	.444	81	109	.752	55	119	174	105	106	1	49	63	8	689	13.8
Doug Christie	82	2780	317	688	.461	148	172	.860	69	260	329	347	186	0	151	155	41	831	10.1
Vlade Divac	81	2317	314	668	.470	170	260	.654	136	327	463	432	222	2	57	173	77	800	9.9
Anthony Peeler	75	1391	156	348	.448	68	61	.836	31	122	153	120	103	0	56	77	10	431	5.7
Darius Songaila	73	976	133	273	.487	71	88	.807	91	134	225	48	126	1	42	43	12	337	4.6
Tony Massenburg	59	789	104	219	.475	43	63	.683	57	131	188	29	144	0	14	45	18	251	4.3
Jabari Smith	31	168	26	70	.371	12	20	.600	11	20	31	11	25	0	2	7	6	64	2.1
Gerald Wallace	37	337	32	89	.360	11	24	.458	35	39	74	19	37	0	14	8	14	75	2.0
Rodney Buford	22	141	19	56	.339	3	6	.500	6	9	15	7	9	0	6	4	1	41	1.9
Kings	*82*	*19780*	*3103*	*6711*	*.462*	*1626*	*2044*	*.796*	*888*	*2492*	*3380*	*2152*	*1586*	*12*	*710*	*1137*	*325*	*8433*	*102.8*
Opponents	*82*	*19780*	*3140*	*6920*	*.454*	*1333*	*1780*	*.749*	*1080*	*2521*	*3601*	*1743*	*1817*	*20*	*651*	*1225*	*413*	*8022*	*97.8*

3-Pt. FG: Sacramento Kings 601-1498 (.401); Peeler 68-141 (.482); Stojakovic 240-554 (.433); Bibby 148-378 (.392); Jackson 81-219 (.370); Christie 49-142 (.345); Miller 12-38 (.316); Webber 1-5 (.200); Divac 2-13 (.154); Massenburg 0-1; Buford 0-2; Wallace 0-2; Smith 0-3. Opponents 409-1205 (.339).

2003-04 Playoffs

Second Place in Pacific Division

First Round (4-1)	April	18	Sacramento	116	vs.	Dallas	105	
	April	20	Sacramento	83	vs.	Dallas	79	
	April	24	Sacramento	79	@	Dallas	104	
	April	26	Sacramento	94	@	Dallas	92	
	April	29	Sacramento	119	vs.	Dallas	118	
Semifinals (3-4)	May	4	Sacramento	104	@	Minnesota	98	
	May	8	Sacramento	89	@	Minnesota	94	
	May	10	Sacramento	113	vs.	Minnesota	114	OT
	May	12	Sacramento	87	vs.	Minnesota	81	
	May	14	Sacramento	74	@	Minnesota	86	
	May	16	Sacramento	104	vs.	Minnesota	87	
	May	19	Sacramento	80	@	Minnesota	83	

Team Notes

- Kings finished second in the Pacific Division, compiling a 55-27 regular season record. It marked the fourth straight season in which the team had won 55 or more games.
- Kings forward-guard Peja Stojakovic finished second in the NBA in scoring (24.2 ppg) and led the league in free throw shooting (.927), becoming the first King to do so since Spud Webb (.934) during the 1994-95 season.

2003-04 GAME-BY-GAME

G	DATE	SCORE	W/L +/-	OPPONENT	W/L	REC	KINGS HI. SCORER/REBOUNDER	OPPONENT HI. SCORER/REBOUNDER	ATT
1	10/29	106-92	+14	Cleveland	W	1-0	Stojakovic-22/Miller-9	James-25/Boozer-11	17,317
2	10/31	100-89	+11	Philadelphia	W	2-0	Stojakovic-28/Miller-9	Iverson-27/Coleman-10	17,317
3	11/1	88-109	-21	@Denver	L	2-1	Stojakovic-19/Miller-12	Anthony-23/Camby-12	18,111
4	11/5	125-121*	+4	@Minnesota	W	3-1	Stojakovic-34/Divac,Miller-8	Garnett-28/Garnett-11	15,889
5	11/7	111-114	-3	@New York	L	3-2	Stojakovic-36/Divac-7	Houston-39/Thomas-14	19,333
6	11/9	82-91	-9	@Boston	L	3-3	Miller-19/Miller-16	Baker-18/Baker-13	16,502
7	11/11	97-91	+6	Detroit	W	4-3	Bibby-23/Stojakovic-10	Hamilton-19/Okur-9	17,317
8	11/13	110-112*	-2	@Portland	L	4-4	Stoj.-27/Massenburg,Miller-7	Randolph-28/Randolph-14	17,422
9	11/14	94-64	+30	Toronto	W	5-4	Stojakovic-17/Miller-12	Carter,Murray-13/Davis-10	17,317
10	11/16	106-104	+2	Golden State	W	6-4	Stojakovic-33/Stojakovic-11	Richardson-31/Dampier-15	17,317
11	11/19	118-110	+8	@Utah	W	7-4	Stojakovic-30/Miller-13	Arroyo-25/Ostertag-10	17,664
12	11/21	122-92	+30	Orlando	W	8-4	Miller-22/Miller-14	Giricek-19/Hunter,McGrady-9	17,317
13	11/23	110-99	+11	Chicago	W	9-4	Stojakovic-21/Miller-10	Crawford-19/Chandler-12	17,317
14	11/25	109-89	+20	Memphis	W	10-4	Stojakovic-26/Stojakovic-9	Gasol-21/Gasol-10	17,317
15	11/28	103-74	+29	Houston	W	11-4	Miller-29/Christie,Miller-7	Mobley-17/Yao-8	17,317
16	11/30	105-92	+13	New Jersey	W	12-4	Stojakovic-25/Miller-11	Rogers-23/Martin-7	17,317
17	12/5	109-112*	-3	Minnesota	L	12-5	Miller-35/Stojakovic-11	Sprewell-37/Garnett-25	17,317
18	12/7	91-88	+3	Indiana	W	13-5	Stojakovic-27/Miller-15	O'Neal-20/O'Neal-13	17,317
19	12/9	105-95	+10	LA Clippers	W	14-5	Stojakovic-26/Bibby-7	Maggette-27/Kaman-14	17,317
20	12/12	100-93	+7	@Utah	W	15-5	Bibby-25/Miller,Stojakovic-8	Bell-17/Ostertag-12	19,678
21	12/14	107-102	+5	Phoenix	W	16-5	Stojakovic-36/Jackson,Miller-9	Marion-32/Marion-12	17,317
22	12/16	100-105	-5	@Memphis	L	16-6	Stojakovic-27/Miller-16	Gasol-22/Wright-13	11,210
23	12/18	101-90	+11	@New Orleans	W	17-6	Miller-21/Miller-14	Davis-23/Magloire-13	13,769
24	12/19	98-86	+12	@Atlanta	W	18-6	Stojakovic-31/Miller-12	Terry-25Abdur-Rahim-10	11,666
25	12/21	117-98	+19	Portland	W	19-6	Stojakovic-29/Miller-14	Wallace-27Randolph-13	17,317
26	12/23	114-97	+17	Memphis	W	20-6	Stojakovic-41/Miller-17	Gasol-23/Gasol-10	17,317
27	12/25	103-111	-8	Dallas	L	20-7	Bibby-23/Miller-12	Nowitzki-31/Nowitzki-14	17,317
28	12/26	91-98	-7	@Golden State	L	20-8	Bibby-28/Miller-10	Richardson-25/Murphy-14	20,192
29	12/28	98-89	+9	Utah	W	21-8	Stojakovic-37/Christie-9	Kirilenko-21/Harpring,Kirilko-11	17,317
30	1/3	116-109	+7	@LA Clippers	W	22-8	Bibby-24/Miller-11	Drobnjak-22/Brand-9	18,252
31	1/4	130-99	+31	Seattle	W	23-8	Stojakovic-24/Miller-11	Lewis-18/Evans,Radmanovic-6	17,317
32	1/6	105-89	+16	Atlanta	W	24-8	Stojakovic-28/Miller-10	Ab-R,Jacksn-19/Ab-R,Hndsn-8	17,317
33	1/7	93-104	-11	@Seattle	L	24-9	Bibby,Stojakovic-19/Miller-17	Allen-22/Evans-12	15,035
34	1/9	113-93	+20	@Phoenix	W	25-9	Stojakovic-29/Stojakovic-12	Johnson-23/Marion-11	16,848
35	1/11	117-106	+11	Denver	W	26-9	Stojakovic-33/Stojakovic-8	Miller-30/Anthony-12	17,317
36	1/13	90-86	+4	Miami	W	27-9	Stojakovic-24/Miller-9	Odom-21/Odom-12	17,317
37	1/16	103-83	+20	LA Lakers	W	28-9	Stojakovic-23/Miller-14	Rush-30/Sampson,Medv.-9	17,317
38	1/19	125-100	+25	@LA Clippers	W	29-9	Stojakovic-31/Miller-8	Brand-24/Maggette-9	17,325
39	1/20	104-109*	-5	Portland	L	29-10	Stojakovic-34/Jackson-10	Anderson-29/Wallace-15	17,317
40	1/22	95-89	+6	@Cleveland	W	30-10	Stojakovic-37/Miller-15	Wagner-20/Boozer-11	17,720
41	1/23	95-109	-14	@Memphis	L	30-11	Divac-17/Divac-12	Miller-27/Wright-14	17,119
42	1/25	99-108	-9	@Dallas	L	30-12	Stojakovic-24/Miller-17	Finley-23/Nowitzki-12	20,284
43	1/28	99-94	+5	@Houston	W	31-12	Bibby-28/Stojakovic-9	J. Jackson-28/Taylor-14	18,209
44	1/29	96-91	+5	@San Antonio	W	32-12	Stojakovic-22/Divac-9	Duncan-35/Duncan-18	17,669
45	1/31	110-103	+7	@Seattle	W	33-12	Stojakovic-29/Miller-17	Daniels-30/Allen-8	17,072
46	2/3	117-101	+16	Seattle	W	34-12	Stojakovic-26/Miller-15	Lewis-25/Evans,Potapenko-8	17,317
47	2/6	94-102	-8	San Antonio	L	34-13	Bibby,Divac,Stojkvc-20/Miller-11	Duncan-28/Duncan-14	17,317
48	2/8	115-92	+23	Denver	W	35-13	Stojakovic-35/Divac,Miller-10	Anthony-24/Camby-16	17,317
49	2/10	124-117	+7	@Milwaukee	W	36-13	Stojakovic-31/Miller-8	Kukoc,Mason-21/Skinner-10	17,407
50	2/11	96-94	+2	@Detroit	W	37-13	Bibby-26/Miller-15	Hamilton-27/Wallace-19	22,076
51	2/17	127-111	+16	Boston	W	38-13	Stojakovic-28/Divac-11	Davis-32/Mihm-8	17,317
52	2/19	75-92	-17	@Minnesota	L	38-14	Stojakovic-15/Divac-8	Garnett-22/Garnett-24	18,667
53	2/20	91-83	+8	@Chicago	W	39-14	Stojakovic-24/Divac,Songaila-11	Crawford-23/Davis-12	20,172
54	2/22	96-81	+15	@Toronto	W	40-14	Stoj.-27/Massenburg,Songaila-10	Bosh-20/Marshall-13	19,800
55	2/24	107-99	+8	New York	W	41-14	Bibby-28/Songaila-13	T. Thomas-33/K. Thomas-10	17,317
56	2/26	103-101	+2	@L.A. Lakers	W	42-14	Stojakovic-37/Stojakovic-9	Bryant-35/Bryant-11	18,997
57	2/27	97-102	-5	Utah	L	42-15	Bibby-26/Divac-8	Kirilenko-24/Ostertag,Kirlko-11	17,317
58	2/29	108-94	+14	Phoenix	W	43-15	Stojakovic-32/Miller-10	Stoudemire-33/Stoudemire-17	17,317
59	3/2	113-106	+7	L.A. Clippers	W	44-15	Webber-26/Webber-12	Maggette-32/Brand,Richrdsn-8	17,317
60	3/4	114-105	+9	@Philadelphia	W	45-15	Stojakovic-27/Miller-7	Iverson-32/Dalembert-15	18,798
61	3/6	96-102	-6	@Miami	L	45-16	Bibby-24/Miller-11	Odom-30/Odom-19	16,500
62	3/7	107-90	+17	@Orlando	W	46-16	Stojakovic-28/Miller-13	Howard-26/Howard-8	15,625
63	3/9	96-92	+4	Golden State	W	47-16	Christie-23/Webber-11	Dampier-26/Dampier-18	17,317
64	3/11	120-102	+18	Dallas	W	48-16	Christie,Stojakovic-22/Miller-16	Nowitzki-21/Walker-9	17,317
65	3/12	81-83	-2	@Portland	L	48-17	Stojakovic-18/Stojakovic-9	Stoudamire-20/Randolph-14	20,308
66	3/14	101-87	+14	San Antonio	W	49-17	Bibby-24/Miller-13	Ginobili-16/Nesterovic-13	17,317
67	3/16	77-94	-17	@New Jersey	L	49-18	Bibby-17/Webber-9	Kittles-24/Collins-10	16,949
68	3/17	108-114	-6	@Washington	L	49-19	Stojakovic-25/Miller-8	Brown-30/Brown-19	15,255
69	3/19	94-92	+2	@Indiana	W	50-19	Bibby-25/Webber-16	O'Neal-23/Foster-12	18,345
70	3/21	100-95	+5	Houston	W	51-19	Stojakovic-29/Webber-15	Taylor-23/J. Jackson-11	17,317
71	3/23	101-112	-11	Milwaukee	L	51-20	Bibby-27/Webber-10	Redd-26/Van Horn-11	17,317
72	3/24	91-115	-24	@LA Lakers	L	51-21	Stojakovic-20/Stojakovic-8	Bryant-36/O'Neal-16	18,997
73	3/28	100-92	+8	Washington	W	52-21	Stojakovic-29/Stojakovic-11	Arenas-27/Brown-15	17,317
74	3/31	89-107	-18	@San Antonio	L	52-22	Stojakovic-19/Songaila-9	Ginobili-29/Dunc,Nestc,Tkglu-7	18,797
75	4/1	117-127	-10	@Dallas	L	52-23	Bibby-23/Webber-11	Finley-29/Nowitzki-10	20,533
76	4/4	99-94	+5	@Houston	W	53-23	Stojakovic-28/Stojakovic-11	Yao-21/Yao-10	18,148
77	4/6	105-91	+14	New Orleans	W	54-23	Stojakovic-26/Miller-10	Armstrong-21/Magloire-13	17,317
78	4/8	86-94	-8	Minnesota	L	54-24	Webber-21/Webber-11	Cassell-29/Garnett-17	17,317
79	4/9	96-101	-5	@Phoenix	L	54-25	Bibby-26/Miller-15	Johnson-24/McDyess-15	18,422
80	4/11	102-85	+17	LA Lakers	W	55-25	Webber-25/Webber-12	Payton-15/Malone-11	17,317
81	4/12	89-97	-8	@Denver	L	55-26	Stojakovic-20/Miller-8	Miller-21/Camby-21	19,746
82	4/14	91-97	-6	@Golden State	L	55-27	Stojakovic-27/Miller-11	Richardson-28/Foyle-17	19,831

* overtime

2004-05 SACRAMENTO KINGS



Front row — from left to right, Owner Gavin Maloof, Darius Songaila, Brian Skinner, Brad Miller, Peja Stojakovic, Kenny Thomas, Corliss Williamson, Owner Joe Maloof. Middle row — from left to right, Assistant Coach/Scout Bubba Burrage, Assistant Coach Elston Turner, Assistant Coach T.R. Dunn, Head Coach Rick Adelman, Cuttino Mobley, Bobby Jackson, Mike Bibby, Eddie House, Assistant Coach Pete Carril, Trainer Pete Youngman, President of Basketball Operations Geoff Petrie. Back row — from left to right, Maurice Evans, Kevin Martin, Erik Daniels, Greg Ostertag.

Final Statistics

Player	G.	Min.	FGM	FGA	Pct.	FTM	FTA	Pct.	Off.	Def.	Tot.	Ast.	PF	DQ	Stl.	TO	Blk.	Pts.	Avg.
Chris Webber*	46	1668	412	917	.449	143	179	.799	94	353	447	252	144	3	68	133	34	978	21.3
Peja Stojakovic	66	2534	451	1016	.444	253	275	.920	62	223	285	138	157	0	79	102	12	1329	20.1
Mike Bibby	80	3084	560	1264	.443	320	413	.775	77	255	332	541	191	0	124	203	30	1571	19.6
Cuttino Mobley (Tot)	66	2388	408	932	.438	168	205	.820	45	184	229	188	152	1	74	133	30	1134	17.2
Cuttino Mobley (Sac)	43	1662	280	636	.440	113	136	.831	34	132	166	146	103	0	51	92	21	765	17.8
Brad Miller	56	2089	319	609	.524	233	287	.812	139	382	521	220	181	4	69	82	68	876	15.6
Kenny Thomas (Tot)	73	2167	367	781	.470	173	227	.762	184	351	535	152	227	3	67	131	17	908	12.4
Kenny Thomas (Sac)	26	823	150	305	.492	78	108	.722	78	149	227	75	76	0	27	48	11	378	14.5
Bobby Jackson	25	536	109	255	.427	50	58	.862	23	62	85	59	58	1	14	28	2	301	12.0
Corliss Williamson (Tot)	72	1527	273	584	.467	195	244	.799	104	155	259	78	218	3	38	86	15	741	10.3
Corliss Williamson (Sac)	24	471	79	167	.473	65	79	.823	31	50	81	35	74	2	12	26	3	223	9.3
Darius Songaila	81	1668	257	488	.527	94	111	.847	125	219	344	114	206	2	51	70	18	608	7.5
Doug Christie*	31	996	83	204	.407	50	56	.893	29	94	123	153	61	0	43	68	13	226	7.3
Maurice Evans	65	1233	165	373	.442	59	78	.756	88	113	201	45	104	1	37	34	8	416	6.4
Eddie House (Tot)	68	891	165	366	.451	23	27	.852	16	67	83	96	65	0	44	35	6	397	5.8
Eddie House (Sac)	50	550	98	214	.458	13	14	.929	14	47	61	67	39	0	18	22	3	237	4.7
Brian Skinner (Tot)	49	941	104	205	.507	25	70	.357	107	173	280	43	102	0	31	40	49	233	4.8
Brian Skinner (Sac)	25	695	82	148	.554	20	53	.377	84	134	218	38	73	0	26	27	43	184	7.4
Matt Barnes	43	715	62	151	.411	35	58	.603	49	84	133	57	80	0	30	45	7	164	3.8
Kevin Martin	45	455	45	117	.385	36	55	.655	29	29	58	22	35	0	16	24	3	131	2.9
Michael Bradley*	8	48	8	12	.667	2	6	.333	5	6	11	2	8	0	0	3	0	18	2.3
Greg Ostertag	56	556	37	84	.440	13	38	.342	55	112	167	37	88	1	7	24	40	87	1.6
Erik Daniels	21	72	6	18	.333	0	0	---	7	11	18	4	7	0	2	6	0	13	0.6
Kings	*82*	*19855*	*3203*	*6978*	*.459*	*1577*	*2004*	*.787*	*1023*	*2455*	*3478*	*2005*	*1685*	*14*	*674*	*1073*	*316*	*8505*	*103.7*
Opponents	*82*	*19855*	*3186*	*6941*	*.459*	*1485*	*2011*	*.738*	*1102*	*2532*	*3634*	*1766*	*1762*	*9*	*622*	*1204*	*365*	*8328*	*101.6*

3-Pt. FG: Sacramento Kings 522-1396 (.374); Stojakovic 174-433 (.402); Bibby 131-364 (.360); Mobley 92-217 (.424)SAC, 150-342 (.439)TOT; Jackson 33-96 (.344); House 28-62 (.452)SAC, 44-97 (.454)TOT; Evans 27-82 (.329); Webber 11-29 (.379); Christie 10-39 (.256); Barnes 5-22 (.227); Martin 5-25 (.200); Miller 5-19 (.263); Daniels 1-2 (.500); Thomas 0-1 SAC, 1-5 (.200)TOT; Skinner 0-1 TOT; Ostertag 0-2; Williamson 0-2 TOT; Songaila 0-3. Opponents 471-1318 (.357).

* Did not finish season with team

2004-05 Playoffs

Second Place in Pacific Division

First Round (1-4)	April 23	Sacramento	82	@	Seattle	87
	April 26	Sacramento	93	@	Seattle	105
	April 29	Sacramento	116	vs.	Seattle	104
	May 1	Sacramento	102	vs.	Seattle	115
	May 3	Sacramento	118	@	Seattle	122

Team Notes

- Kings finished second in the Pacific Division, compiling a 50-32 regular season record. It marked the fifth straight season in which the team had won 50 or more games. Sacramento advanced to the postseason for the seventh consecutive season.

- Head Coach Rick Adelman earned his 700th coaching victory with the Kings' 112-93 win versus Portland (3/22/05), becoming the 15th NBA coach to reach the milestone.

2004-05 GAME-BY-GAME

G	DATE	SCORE	W/L +/-	OPPONENT	W/L	REC	KINGS HI. SCORER/REBOUNDER	OPPONENT HI. SCORER/REBOUNDER	ATT
1	11/2	98-107	-9	@Dallas	L	0-1	Miller-24/Webber-10	Nowitzki-33/Nowitzki-10	20,041
2	11/3	85-101	-16	@San Antonio	L	0-2	Bibby-23/Webber-9	Duncan-30/Duncan-14	18,797
3	11/6	101-104*	-3	@Houston	L	0-3	Bibby-31/Webber-13	Yao-33/McGrady-13	18,003
4	11/9	108-92	+16	Toronto	W	1-3	Miller,Webber-21/Miller-12	Alston,Rose-15/Woods-11	17,317
5	11/10	78-108	-30	@Seattle	L	1-4	Miller-17/Miller-9	Allen-20/Fortson-13	14,355
6	11/13	113-111	+2	@Phoenix	W	2-4	Webber-28/Webber-10	Nash,Stoudemire-29/Marion-15	18,422
7	11/14	101-89	+12	Denver	W	3-4	Miller-26/Miller,Webber-9	Anthony-28/Elson-8	17,317
8	11/16	113-106	+7	Chicago	W	4-4	Stojakovic-29/Webber-13	Piatkowski-24/Chandler-14	17,317
9	11/19	107-105	+2	Memphis	W	5-4	Webber-31/Webber-12	Swift-23/Gasol-18	17,317
10	11/21	88-79	+9	Milwaukee	W	6-4	Stojakovic-21/Webber-14	Redd-16/Gadzuric-13	17,317
11	11/23	102-96	+6	Houston	W	7-4	Stojakovic-22/Bibby-9	Yao-29/Taylor-10	17,317
12	11/26	109-106	+3	@LA Lakers	W	8-4	Stojakovic-26/Webber-16	Bryant-40/Odom-14	18,997
13	11/28	110-121	-11	Minnesota	L	8-5	Webber-25/Webber-10	Garnett-28/Garnett-16	17,317
14	11/30	98-93	+5	@Memphis	W	9-5	Stojakovic-29/Webber-11	Miller-25/Gasol-13	14,192
15	12/1	94-81	+13	@New Orleans	W	10-5	Miller-24/Bibby,Webber-7	Wesley-18/Lynch-10	12,133
16	12/3	113-87	+26	Indiana	W	11-5	Webber-29/Miller-13	Tinsley-21/Croshere,Gill,Edw-5	17,317
17	12/5	119-105	+14	Boston	W	12-5	Stojakovic-27/Miller,Webber-10	Blount-18/LaFrentz-14	17,317
18	12/7	109-92	+17	Charlotte	W	13-5	Stojakovic-30/Stojakovic-12	S. Smith-16/Okafor-15	17,317
19	12/10	105-113	-8	@Minnesota	L	13-6	Webber-25/Miller-9	Garnett-35/Garnett-18	19,101
20	12/11	97-92*	+5	@Indiana	W	14-6	Webber-26/Miller-13	Croshere-21/Foster-18	17,091
21	12/14	89-86	+3	@Milwaukee	W	15-6	Bibby-27/Miller-11	Mason-23/Gadzuric-8	13,687
22	12/16	99-115	-16	LA Lakers	L	15-7	Jackson,Webber-20/Songaila-10	Bryant-31/Mihm-8	17,317
23	12/19	107-71	+36	New Orleans	W	16-7	Stojakovic-21/Songaila-11	Brown,Dickau-14/Andersen-7	17,317
24	12/21	104-93	+13	Washington	W	17-7	Stojakovic-26/Webber-10	Arenas-22/Jamison-8	17,317
25	12/23	107-109	-2	Miami	L	17-8	Webber-26/Ostertag-10	O'Neal-25/Haslem-12	17,317
26	12/26	94-98	-4	Golden State	L	17-9	Webber-28/Miller-13	Richardson-26/Murphy-13	17,317
27	12/31	109-102	+7	@Utah	W	18-9	Stojakovic-26/Miller-10	Boozer-25/Boozer,Harpring-10	19,911
28	1/2	86-81	+5	San Antonio	W	19-9	Stojakovic-28/Webber-13	Ginobili-18/Nesterovic-12	17,317
29	1/4	105-98	+7	@New York	W	20-9	Webber-22/Webber-11	Marbury-26/Mohammed-11	19,763
30	1/5	93-96	-3	@Toronto	L	20-10	Bibby-32/Miller-19	Bosh-23/Araujo-14	18,288
31	1/7	100-97	+3	@Atlanta	W	21-10	Bibby-31/Webber-8	Harrington-22/Walker-11	13,626
32	1/8	117-121*	-4	@New Orleans	L	21-11	Stojakovic-37/Miller-16	B. Davis-26/Brown-14	14,635
33	1/11	109-100	+9	Denver	W	22-11	Stojakovic-27/Miller,Songaila-8	Martin-17/Camby-11	17,317
34	1/13	107-93	+14	Utah	W	23-11	Stojakovic-27/Webber-15	Harpring-16/Boozer-9	17,317
35	1/15	99-95	+4	LA Clippers	W	24-11	Webber-36/Webber-10	Brand-25/Brand-14	17,317
36	1/17	89-83	+6	@LA Clippers	W	25-11	Webber-23/Webber-14	Brand-24/Kaman-15	17,139
37	1/18	113-107*	+6	Portland	W	26-11	Webber-32/Webber-13	Van Exel-30/Przybilla-22	17,317
38	1/20	123-96	+27	Cleveland	W	27-11	Webber-27Webber-13	James-18Ilgauskas-11	17,317
39	1/23	73-103	-30	San Antonio	L	27-12	Bibby-13/Miller-14	Duncan-23/Duncan-13	17,317
40	1/25	113-93	+20	New Jersey	W	28-12	Miller-31/Miller-12	Carter-23/Krstic-7	17,317
41	1/27	80-90	-10	@San Antonio	L	28-13	Miller-19/Webber-8	Ginobili-25/Duncan-12	18,797
42	1/28	117-111*	+6	@Houston	W	29-13	Webber-30/Miller-14	McGrady-30/Yao-9	18,191
43	1/30	94-84	+10	@Minnesota	W	30-13	Miller-27/Miller-15	Garnett-21/Garnett-13	18,722
44	2/1	101-106	-5	Seattle	L	30-14	Bibby-25/Barnes-8	Lewis-24/Evans-15	17,317
45	2/2	111-107*	+4	@Golden State	W	31-14	Miller-38/Miller-17	Richardson-37/Najera-11	17,347
46	2/4	116-115	+1	New York	W	32-14	Bibby-40/Miller-9	Marbury-37/K. Thomas-17	17,317
47	2/5	108-114	-6	@Portland	L	32-15	Bibby-35/Webber-13	Stoudmre-30/Randolph,Przy-12	19,002
48	2/8	123-125	-2	Phoenix	L	32-16	Bibby-27/Miller,Webber-10	Nash-33/Marion-16	17,317
49	2/10	107-115	-8	@Seattle	L	32-17	Stojakovic-28/Webber-9	Allen-34/Evans-12	16,629
50	2/11	113-115	-2	Dallas	L	32-18	Bibby-25/Webber-11	Nowitzki-27/Dampier-8	17,317
51	2/13	104-100	+4	@Boston	W	33-18	Bibby-27/Webber-17	LaFrentz-25/LaFrentz-9	14,252
52	2/15	102-107	-5	@Chicago	L	33-19	Miller-23/Miller, Webber-9	Curry-25/Curry-12	21,789
53	2/16	85-96	-11	@New Jersey	L	33-20	Bibby-25/Webber-10	Carter-21/Collins-13	12,227
54	2/22	114-104	+10	Atlanta	W	34-20	Webber-30/Miller-14	Harrington-25/J. Smith-10	17,317
55	2/24	113-122	-9	@Dallas	L	34-21	Bibby,Mobley-26/Miller-15	Nowitzki-34/Nowitzki-11	20,377
56	2/26	101-99	+2	@Philadelphia	W	35-21	Bibby-19/Thomas-10	Iverson-27/Webber,Dalembt-11	21,068
57	2/27	110-108	+2	@Washington	W	36-21	Bibby-38/Thomas-12	Arenas-43/Brown-10	20,173
58	3/1	87-94	-7	@Charlotte	L	36-22	Williamson-18/Skinner-16	Brezec-19/Okafor-13	11,790
59	3/2	111-114	-3	@Orlando	L	36-23	Stojakovic-28/Songaila-7	Francis-29/Howard-16	13,568
60	3/4	83-104	-21	@Miami	L	36-24	Bibby-22/Skinner-11	Wade-22/Haslem-13	20,122
61	3/6	100-85	+15	Detroit	W	37-24	Bibby,Thomas-19/Skinner-12	R. Wallace-19/B. Wallace-14	17,317
62	3/8	85-82	+3	Memphis	W	38-24	Bibby-26/Evans-14	Cardinal-15/Miller-8	17,317
63	3/11	113-112	+1	LA Clippers	W	39-24	Bibby-28/Skinner,Thomas-9	Maggette-26/Kaman,Magtte-10	17,317
64	3/13	96-111	-15	Houston	L	39-25	Stojakovic-21/Skinner-11	McGrady-22/McGrady-12	17,317
65	3/15	105-94	+11	Orlando	W	40-25	Stojakovic-27/Skinner,Thomas-11	Francis-25/Cato-12	17,317
66	3/17	97-100	-3	@Golden State	L	40-26	Mobley-28/Skinner-11	Richardson-40/Murphy-13	17,836
67	3/19	111-107*	+4	@LA Clippers	W	41-26	Mobley,Stojakovic-24/Skinner-9	Maggette-28/Maggette-12	19,816
68	3/20	94-104	-10	Golden State	L	41-27	Bibby-24/Songaila-9	Murphy-29/Murphy-14	17,317
69	3/22	112-93	+19	Portland	W	42-27	Thomas-24/Thomas-9	Abdur-Rahim-27/Przybilla-21	17,317
70	3/24	109-101	+8	Dallas	W	43-27	Stojakovic-38/Stojakovic-9	Nowitzki-35/Howard-10	17,317
71	3/26	99-113	-14	@Denver	L	43-28	Stojakovic-24/Skinner-8	Anthony-28/Najera-11	19,729
72	3/28	118-109	+9	Philadelphia	W	44-28	Mobley-30/Skinner-19	Iverson-34/Dalembert-16	17,317
73	3/30	82-99	-17	@Detroit	L	44-29	Bibby-26/Thomas-11	Hamilton-24/B. Wallace-14	22,076
74	4/1	128-109	+19	@Cleveland	W	45-29	Bibby,Mobly,Stoj-22/Evns,Thms-8	James-35/James-8	20,562
75	4/3	100-112	-12	Minnesota	L	45-30	Stojakovic-25/Thomas-16	Garnett-30/Garnett-13	17,317
76	4/5	122-101	+21	Seattle	W	46-30	Stojakovic-24/Thomas-8	Allen-23/Evans-12	17,317
77	4/8	119-115	+4	@Portland	W	47-30	Stojakovic-35/Skinner-16	Abdur-Rahim,Miles-23/Przy-15	17,539
78	4/10	124-105	+19	LA Lakers	W	48-30	Thomas-32/Thomas-14	Bryant-18/Butler,Grant-5	17,317
79	4/15	115-106	+9	@LA Lakers	W	49-30	Bibby-26/Thomas-9	Butler-34/Walton-12	18,997
80	4/16	98-116	-18	@Phoenix	L	49-31	House-17/Ostertag, Thomas-8	Stoudemire-38/Stoudemire-9	18,422
81	4/18	82-92	-10	@Utah	L	49-32	Bibby-26/Songaila-11	Harpring-24/Harpring-13	18,603
82	4/20	132-107	+25	Phoenix	W	50-32	Mobl,Song,Willsn-19/Ostertag-10	Stoudemire-30/Stoudemire-11	17,317

* overtime

2005-06 SACRAMENTO KINGS

Front row — from left to right, Owner Gavin Maloof, Francisco Garcia, Ron Artest, Brad Miller, Shareef Abdur-Rahim, Kenny Thomas, Corliss Williamson, Owner Joe Maloof. Middle row — from left to right, Assistant Coach/Scout Bubba Burrage, Assistant Coach Elston Turner, Assistant Coach T.R. Dunn, Head Coach Rick Adelman, Jason Hart, Ronnie Price, Mike Bibby, Bonzi Wells, Assistant Coach Pete Carril, Trainer Pete Youngman, President of Basketball Operations Geoff Petrie, Vice President of Basketball Operations Wayne Cooper. Back row — from left to right, Jamal Sampson, Sergei Monia, Kevin Martin, Vitaly Potapenko.

Final Statistics

Player	G.	Min.	FGM	FGA	Pct.	FTM	FTA	Pct.	Off.	Def.	Tot.	Ast.	PF	DQ	Stl.	TO	Blk.	Pts.	Avg.
Mike Bibby	82	3167	597	1382	.432	342	403	.849	29	211	240	444	169	0	82	199	10	1728	21.1
Ron Artest (Tot)	56	2207	350	867	.404	206	305	.675	75	211	286	203	164	1	122	131	41	984	17.6
Ron Artest (Sac)	40	1604	241	630	.383	132	184	.717	49	159	208	168	119	1	80	88	30	674	16.9
Peja Stojakovic*	31	1147	171	424	.403	98	105	.933	34	131	165	68	82	2	19	51	2	511	16.5
Brad Miller	79	2923	434	877	.495	280	338	.828	122	493	615	374	234	1	61	180	62	1182	15.0
Bonzi Wells	52	1684	284	613	.463	129	190	.679	142	259	401	144	156	0	94	126	25	707	13.6
Shareef Abdur-Rahim	72	1961	332	632	.525	218	278	.784	106	251	357	149	227	1	48	108	42	887	12.3
Kevin Martin	72	1913	262	546	.480	188	222	.847	58	203	261	97	138	0	55	81	9	778	10.8
Kenny Thomas	82	2293	305	604	.505	138	204	.676	199	419	618	168	196	1	72	135	39	748	9.1
Francisco Garcia	67	1301	130	325	.400	78	101	.772	39	146	185	94	135	0	41	75	47	377	5.6
Corliss Williamson	37	362	43	103	.417	38	49	.776	21	46	67	14	56	0	7	30	4	126	3.4
Jason Hart	66	818	86	221	.389	37	56	.661	12	59	71	70	85	0	31	43	5	218	3.3
Sergei Monia (Tot)	26	343	29	87	.333	10	14	.714	11	41	52	19	41	0	7	12	5	77	3.0
Sergei Monia (Sac)	3	7	0	2	.000	2	2	1.000	0	1	1	0	0	0	1	0	0	2	0.7
Vitaly Potapenko (Tot)	33	353	37	71	.521	10	17	.588	27	37	64	9	50	0	2	16	2	84	2.5
Vitaly Potapenko (Sac)	9	32	5	7	.714	0	0	---	1	1	2	2	6	0	0	2	0	10	1.1
Brian Skinner*	38	429	38	69	.551	12	27	.444	30	71	101	17	54	0	11	18	20	88	2.3
Ronnie Price	29	150	21	58	.362	12	12	1.000	5	10	15	11	10	0	6	10	0	60	2.1
Jamal Sampson	12	39	5	7	.714	0	2	.000	5	13	18	5	5	0	0	0	4	10	0.8
Kings	*82*	*19830*	*2954*	*6500*	*.454*	*1704*	*2173*	*.784*	*852*	*2473*	*3325*	*1825*	*1672*	*6*	*608*	*1199*	*299*	*8106*	*98.9*
Opponents	*82*	*19830*	*3053*	*6726*	*.454*	*1412*	*1891*	*.747*	*953*	*2503*	*3456*	*1733*	*1886*	*21*	*656*	*1199*	*403*	*7980*	*97.3*

3-Pt. FG: Sacramento Kings 494-1408 (.351); Bibby 192-497 (.386); Stojakovic* 71-179 (.397); Martin 66-179 (.369); Artest 60-199 (.302)SAC, 78-253 (.308)TOT; Garcia 39-137 (.285); Miller 34-88 (.386); Wells 10-45 (.222); Hart 9-31 (.290); Price 6-27 (.222); Abdur-Rahim 5-22 (.227); Williamson 2-2 (1.000); Thomas 0-1; Monia 0-1 SAC, 9-34 (.265)TOT. Opponents 462-1316 (.351).

* Did not finish season with team

2005-06 Playoffs

Fourth Place in Pacific Division

First Round (2-4)	April 22	Sacramento	88	@	San Antonio	122	
	April 25	Sacramento	119	@	San Antonio	128	OT
	April 28	Sacramento	94	vs.	San Antonio	93	
	April 30	Sacramento	102	vs.	San Antonio	84	
	May 2	Sacramento	98	@	San Antonio	109	
	May 5	Sacramento	83	vs.	San Antonio	105	

Team Notes

- Kings finished fourth in the Pacific Division, compiling a 44-38 regular season record. Sacramento advanced to the postseason for the eighth consecutive season, setting a new franchise record for consecutive playoff appearances.

- Sacramento went 25-11 after starting the season 19-27. After acquiring Ron Artest from Indiana for Peja Stojakovic on January 26, the Kings posted a 26-14 record, including 15-3 at ARCO Arena.

2005-06 GAME-BY-GAME

G	DATE	SCORE	W/L +/-	OPPONENT	W/L	REC	KINGS HI. SCORER/REBOUNDER	OPPONENT HI. SCORER/REBOUNDER	ATT
1	11/1	67-93	-26	@ NO/Okla. City	L	0-1	Stojakovic-18/Abdur-Rahim-8	Brown-20/West-11	19,163
2	11/2	89-98	-9	@ Houston	L	0-2	Wells-22/Wells-18	Barry-24/Yao-10	16,457
3	11/6	118-117	+1	@ Phoenix	W	1-2	Stojakovic-33/Abdur-Rahim-12	Barbosa-23/Marion-14	17,298
4	11/8	88-102	-14	Detroit	L	1-3	Wells-16/Bibby,Miller-6	Prince-25/B.Wallace-14	17,317
5	11/9	91-107	-16	@ Denver	L	1-4	Stoj.-26/Abdur-Rahim,Stoj.-7	Camby-20/Camby-11	12,371
6	11/11	101-85	+16	Denver	W	2-4	Stoj.-23/Abdur-Rahim,Miller-9	Camby-20/Camby-17	17,317
7	11/13	95-105	-10	New York	L	2-5	Stojakovic-31/Abdur-Rahim-13	Frye-19/Curry-8	17,317
8	11/15	119-83	+36	Utah	W	3-5	Bibby-25/Wells-11	Palacio-19/Whaley-7	17,317
9	11/18	103-82	+21	Milwaukee	W	4-5	Stojakovic-19/Miller-8	Smith-21/Magloire-14	17,317
10	11/20	104-106	-2	@ Seattle	L	4-6	Bibby,Stojakovic-25/Wells-11	Allen-28/Collison-9	16,113
11	11/21	93-96	-3	San Antonio	L	4-7	Bibby-33/Wells-14	Parker-23/Duncan-19	17,317
12	11/23	114-105	+9	New Jersey	W	5-7	Bibby-25/Wells-9	Jackson-21/Jackson-9	17,317
13	11/25	106-104	+2	Toronto	W	6-7	Bibby-25/Wells-9	Bosh-22/Peterson-9	17,317
14	11/29	110-92	+18	Charlotte	W	7-7	Bibby-25/Abdur-Rahim-9	Rush-15/Brezec-12	17,317
15	11/30	106-113	-7	@ Golden State	L	7-8	Wells-23/Thomas,Wells-8	Richardson-33/Foyle-13	19,279
16	12/2	87-98	-11	Miami	L	7-9	Miller-18/Miller-15	Wade-27/Haslem-8	17,317
17	12/4	77-85	-8	Minnesota	L	7-10	Bibby-14/Miller-8	Szczerbiak-18/Garnett-10	17,317
18	12/6	97-102	-5	Cleveland	L	7-11	Abdur-Rahim-25/Wells-12	James-30/Gooden,Ilgauskas-7	17,317
19	12/8	95-106	-11	Houston	L	7-12	Bibby-24/Miller-8	McGrady-28/Yao-9	17,317
20	12/10	123-104	+19	@ Seattle	W	8-12	Wells-31/Wells-8	Allen-24/Evans,Wilkins-6	15,982
21	12/11	110-100	+10	NO/Okla. City	W	9-12	Ab.-Rah.,Stoj.,Wells-23/Ab.-R.-11	Paul-18/Brown-8	17,317
22	12/13	93-91	+2	@ Minnesota	W	10-12	Wells-20/Wells-7	Szczerbiak-25/Madsen-10	13,989
23	12/14	98-109	-11	@ Detroit	L	10-13	Miller-16/Miller-9	Hamilton-36/B.Wallace-17	22,076
24	12/17	89-90	-1	@ San Antonio	L	10-14	Abdur-Rahim-25/Miller-13	Parker-25/Duncan-14	18,797
25	12/19	103-106*	-3	@ Charlotte	L	10-15	Abdur-Rahim-32/Miller-12	Brezec-26/Okafor-12	14,155
26	12/22	95-105	-10	Dallas	L	10-16	Bibby-22/Abdur-Rahim-8	Nowitzki-37/Howard-13	17,317
27	12/26	92-105	-13	Portland	L	10-17	Stojakovic-19/Miller-12	Randolph-22/Randolph-9	17,317
28	12/27	110-93	+17	@ L.A. Clippers	W	11-17	Bibby-38/Miller-10	Brand-25/Kaman-11	18,151
29	12/30	116-112	+4	Boston	W	12-17	Bibby-33/Miller-10	Davis-33/Jefferson-8	17,317
30	1/3	98-111	-13	Philadelphia	L	12-18	Miller-36/Thomas-14	Iguodala-22/Webber-16	17,317
31	1/6	118-114	+4	L.A. Clippers	W	13-18	Bibby-32/Stojakovic-13	Cassell-28/Brand,Kaman-13	17,317
32	1/8	83-108	-25	Indiana	L	13-19	Thomas-21/Skinner-9	Jackson-31/Foster-10	17,317
33	1/10	85-99	-14	@ Memphis	L	13-20	Bibby-26/Thomas-10	Gasol-27/Miller-10	14,081
34	1/11	88-80	+8	@ Houston	W	14-20	Bibby,Williamson-19/Miller-11	Howard-24/Mutombo-18	12,252
35	1/13	76-90	-14	@ NO/Okla. City	L	14-21	Miller-18/Thomas-11	West-19/Paul-8	11,343
36	1/15	104-100	+4	Orlando	W	15-21	Bibby-42/Miller-12	Nelson-29/Howard-19	17,317
37	1/17	119- 90	+29	Phoenix	W	16-21	Martin-25/Thomas-15	Marion-25/Diaw-10	17,317
38	1/19	118-109*	+8	L.A. Lakers	W	17-21	Bibby-40/Thomas-12	Bryant-51/Odom-10	17,317
39	1/21	78-83*	-10	@ Orlando	L	17-22	Bibby-17/Miller-11	Turkoglu-22/Howard-15	15,766
40	1/22	99-119	-20	@ Miami	L	17-23	Stojakovic-19/Thomas-10	O'Neal-27/Hasl.,O'Neal,Wade-6	20,071
41	1/24	103-109	-6	@ Philadelphia	L	17-24	Bibby-44/Thomas-13	Iverson-41/Dalembert,Web.-13	13,451
42	1/25	106-102*	+4	@ New York	W	18-24	Bibby-35/Miller-15	Marbury-22/Taylor-12	18,106
43	1/27	74-84	-10	@ Boston	L	18-25	Miller-22/Thomas-12	Pierce-18/Perkins-11	18,624
44	1/29	123-124*	-1	@ Toronto	L	18-26	Bibby-42/Thomas-11	Peterson-23/Peterson-10	16,573
45	1/31	98-91	+7	Denver	W	19-26	Martin-25/Wells-14	Anthony-24/Camby-13	17,317
46	2/3	79-89	-10	@ Utah	L	19-27	Artest-20/Wells-10	Kirilenko-24/Kirilenko-11	19,113
47	2/5	96-78	+18	Utah	W	20-27	Bibby-23/Thomas-9	Okur-25/Kirilenko,Okur-8	17,317
48	2/7	104-96	+8	Memphis	W	21-27	Martin,Miller-22/Miller-10	Jackson-24/Battier-10	17,317
49	2/9	98-80	+18	Chicago	W	22-27	Martin-23/Martin-8	Nocioni,Song.-14/Chandler-16	17,317
50	2/10	104-112	-8	@ Phoenix	L	22-28	Artest-28/Thomas-11	Nash-24/Thomas-9	18,422
51	2/12	109-84	+25	Atlanta	W	23-28	Artest,Martin-20/Thomas-10	Childr.,John.-13/Batis.,Pach.-6	17,317
52	2/14	105-101*	+4	@ Chicago	W	24-28	Bibby-31/Artest-14	Gordon-30/Chandler-15	19,591
53	2/15	78-84	-6	@ Memphis	L	24-29	Martin-14/Thomas-12	Gasol-24/Wright-9	14,541
54	2/21	102-77	+25	Golden State	W	25-29	Miller-17/Thomas-13	Pietrus-16/Biedrins-8	17,317
55	2/23	85-106	-21	@ L.A. Lakers	L	25-30	Bibby-25/Thomas-13	Bryant-36/George-9	18,997
56	2/27	115-91	+24	Portland	W	26-30	Martin-25/Thomas-11	Skinner-17/Khryapa,Skinner-7	17,317
57	3/1	97-90	+7	@ Cleveland	W	27-30	Thomas-22/Thomas-10	James,Ilga.,Murray-19/James-7	17,363
58	3/3	102-93	+9	@ Atlanta	W	28-30	Miller-24/Miller-10	Harrington-23/Harrington-10	15,200
59	3/5	107-117	-10	@ Washington	L	28-31	Artest-30/Thomas-11	Jamison-31/Haywood,Jam.-8	19,612
60	3/6	109-84	+25	@ New Jersey	W	29-31	Bibby-29/Wells-10	Carter-21/Collins-10	15,749
61	3/8	123-116	+7	@ Milwaukee	W	30-31	Bibby-36/Thomas-12	Redd-32/Magloire-7	14,024
62	3/10	105-93	+12	Memphis	W	31-31	Artest-30/Thomas-10	Gasol-26/Gasol-12	17,317
63	3/12	85-80	+5	Dallas	W	32-31	Miller-17/Miller-10	Nowitzki-24/Nowitzki-13	17,317
64	3/14	114-98	+16	L.A. Lakers	W	33-31	Bibby-29/Miller-11	Bryant-30/Brown-8	17,317
65	3/17	93-98	-5	@ Indiana	L	33-32	Bibby-22/Wells-17	Granger-23/Foster-16	18,345
66	3/19	89-95	-6	@ Minnesota	L	33-33	Bibby-35/Thomas-13	Garnett-37/Garnett-10	18,207
67	3/21	105-96	+9	Seattle	W	34-33	Artest-34/Miller-14	Allen-23/Wilcox-19	17,317
68	3/22	80-87	-7	@ L.A. Lakers	L	34-34	Artest-18/Artest,Miller-10	Bryant-28/Brown-12	18,997
69	3/25	91-89	+2	@ Utah	W	35-34	Bibby-24/Thomas,Wells-8	Boozer-19/Boozer-16	17,867
70	3/26	83-90	-7	Golden State	L	35-35	Abdur-Rahim-24/Thomas-11	Foyle-18/Murphy-13	17,317
71	3/28	84-97	-13	Washington	L	35-36	Bibby-20/Thomas-9	Butler-23/Butler-9	17,317
72	3/29	106-90	+16	@ Portland	W	36-36	Miller-24/Thomas-8	Khryapa-18/Przybilla-12	15,167
73	3/31	96-93	+3	@ Golden State	W	37-36	Wells-22/Thomas,Wells-9	Dunleavy-24/Murphy-12	20,011
74	4/2	106-96	+10	L.A. Clippers	W	38-36	Artest-26/Miller-9	Cassell,Kaman-20/Brand-13	17,317
75	4/4	101-127	-26	@ Dallas	L	38-37	Wells-30/Wells-7	Nowitzki-29/Dampier,Howard-8	20,128
76	4/5	97-87	+10	@ San Antonio	W	39-37	Bibby-31/Thomas-10	Parker-16/Mohammed-9	18,797
77	4/7	96-93	+3	@ L.A. Clippers	W	40-37	Bibby-30/Wells-10	Mobley-19/Kaman-15	18,735
78	4/9	86-77	+9	Houston	W	41-37	Miller-30/Wells-12	Howard-22/Yao-12	17,317
79	4/11	110-123	-13	Phoenix	L	41-38	Artest,Bibby,Miller-23/Miller-10	Bell-25/Marion-8	17,317
80	4/15	100-82	+18	@ Denver	W	42-38	Bibby-23/Thomas-13	Patterson-20/Camby-17	18,209
81	4/16	96-79	+17	NO/Okla. City	W	43-38	Bibby-23/Thomas-9	Paul-12/Bass-7	17,317
82	4/18	111-105	+6	Seattle	W	44-38	Wells-23/Thomas-18	Allen-26/Collison-11	17,317

* overtime

2006-07 SACRAMENTO KINGS



Front row — from left to right, Head Coach Eric Musselman, Francisco Garcia, Ron Artest, Brad Miller, Shareef Abdur-Rahim, Corliss Williamson, Assistant Coach T.R. Dunn, Assistant Coach Scott Brooks. Middle row — from left to right, Assistant Coach Mark Hughes, Team Video Coordinator Bubba Burrage, Assistant Coach Jason Hamm, Assistant Coach Brendan O'Connor, Ronnie Price, Quincy Douby, Mike Bibby, John Salmons, Strength & Conditioning Coach Daniel Shapiro, Athletic Trainer Pete Youngman, President of Basketball Operations Geoff Petrie, Vice President of Basketball Operations Wayne Cooper. Back row — from left to right, Justin Williams, Kevin Martin, Vitaly Potapenko. Not pictured: Kenny Thomas

Final Statistics

Player	G.	Min.	FGM	FGA	Pct.	FTM	FTA	Pct.	Off.	Def.	Tot.	Ast.	PF	DQ	Stl.	TO	Blk.	Pts.	Avg.
Kevin Martin	80	2818	505	1067	.473	481	570	.844	69	273	342	173	181	1	98	135	11	1618	20.2
Ron Artest	70	2641	458	1040	.440	307	415	.740	102	352	454	235	205	1	149	146	43	1316	18.8
Mike Bibby	82	2784	471	1166	.404	288	347	.830	39	224	263	388	139	0	88	197	6	1403	17.1
Shareef Abdur-Rahim	80	2015	310	654	.474	170	234	.726	122	276	398	109	243	3	53	116	40	793	9.9
Corliss Williamson	68	1337	236	463	.510	148	207	.715	63	158	221	39	183	1	29	97	15	620	9.1
Brad Miller	63	1783	224	494	.453	115	149	.772	79	322	401	224	155	0	38	108	39	568	9.0
John Salmons	79	2135	236	517	.456	159	204	.779	47	217	264	254	177	2	73	119	27	671	8.5
Francisco Garcia	79	1410	163	380	.429	95	114	.833	53	152	205	87	190	2	45	70	43	474	6.0
Kenny Thomas	62	1412	146	303	.482	39	76	.513	134	243	377	76	141	2	43	90	16	331	5.3
Justin Williams	26	333	54	88	.614	23	63	.365	51	64	115	2	51	0	5	15	16	131	5.0
Ronnie Price	58	563	67	172	.390	37	55	.673	15	56	71	48	64	0	28	33	4	192	3.3
Jason Hart*	13	100	15	30	.500	10	11	.909	2	13	15	10	23	2	3	4	0	43	3.3
Quincy Douby	42	359	48	126	.381	11	15	.733	11	26	37	15	21	0	15	15	4	119	2.8
Maurice Taylor*	12	103	8	28	.286	8	13	.615	10	18	28	5	16	0	4	6	1	24	2.0
Vitaly Potapenko	3	13	0	4	.000	0	0	---	0	2	2	0	3	0	0	2	0	0	0.0
Kings	*82*	*19805*	*2941*	*6532*	*.450*	*1891*	*2473*	*.765*	*797*	*2396*	*3193*	*1665*	*1792*	*14*	*671*	*1194*	*265*	*8303*	*101.3*
Opponents	*82*	*19805*	*3147*	*6671*	*.472*	*1600*	*2115*	*.757*	*907*	*2648*	*3555*	*1840*	*1990*	*16*	*572*	*1335*	*405*	*8451*	*103.1*

3-Pt. FG: Sacramento Kings 530-1513 (.350); Bibby 173-481 (.360); Martin 127-333 (.381); Artest 93-260 (.358); Garcia 53-149 (.356); Salmons 40-112 (.357); Price 21-65 (.323); Douby 12-50 (.240); Miller 5-33 (.152); Abdur-Rahim 3-20 (.150); Hart 3-6 (.500); Williamson 0-2; Thomas 0-1; Williams 0-1. Opponents 557-1524 (.365).

* Did not finish season with team

Team Notes

- Kings finished fifth in the Pacific Division, compiling a 33-49 regular season record. Sacramento's eight consecutive seasons of advancing to the playoffs ended.

- Sacramento led the league in free throw attempts per game (30.2) and free throws attempted (2,473). The Kings were also ranked third in the NBA in steals per game (8.18 spg), fourth in forcing turnovers (16.3 tpg) and fifth in points off turnovers (18.7 ppg).

- Kevin Martin finished second in the voting for the NBA's Most Improved Player behind Golden State's Monta Ellis. Martin led the Kings in scoring (20.2 ppg), field goals made (505), three-point percentage (.381), free throws made (481) and attempted (570). His 481 free throws made set a new Sacramento era record for most free throws made in a single season and his 570 attempts is second-best in the Sacramento era. Martin made 18 free throws at Indiana on 2/25/07, setting a new Sacramento era record for most free throws made in a game.

- Mike Bibby dished out his 4,000th career assist on 1/20/07 at Detroit, becoming the 61st player in the NBA to record 10,000 points and 4,000 assists in a career. Bibby set a new franchise record with nine three-pointers on 3/25/07 vs. Phoenix.

2006-07 GAME-BY-GAME

G	DATE	SCORE	W/L +/-	OPPONENT	W/L	REC	KINGS HI. SCORER/REBOUNDER	OPPONENT HI. SCORER/REBOUNDER	ATT
1	11/1	83-92	-9	@ Minnesota	L	0-1	Martin-23/Artest-12	Garnett-24/Garnett-12	19,356
2	11/3	89-88	+1	@ Chicago	W	1-1	Martin-30/Artest-13	Deng-29/Wallace-13	22,454
3	11/4	91-104	-13	@ Milwaukee	L	1-2	Salmons-18/Thomas-7	Redd-26/Bogut-8	18,717
4	11/6	93-81	+12	Minnesota	W	2-2	Artest-22/Thomas-11	James-23/Blount,Garnett-10	17,317
5	11/8	99-86	+13	Detroit	W	3-2	Martin-30/Thomas-15	Billups-25/Wallace-15	17,317
6	11/12	107-92	+15	Toronto	W	4-2	Martin-26/Artest-10	Bosh-19/Bosh-7	17,317
7	11/15	115-111	+4	Memphis	W	5-2	Bibby-32/Abdur-Rahim-13	Atkins-27/Miller,Roberts-8	17,317
8	11/16	105-117	-12	@ Golden State	L	5-3	Martin-26/Artest-12	Davis-36/Biedrins-16	17,821
9	11/19	99-108	-9	San Antonio	L	5-4	Artest-22/Abdur-Rahim-12	Duncan-35/Duncan-14	17,317
10	11/22	101-110	-9	Utah	L	5-5	Martin-24/Martin,Ab.-Rah.-8	Boozer-32/Boozer-13	17,317
11	11/24	109-100	+9	@ Seattle	W	6-5	Martin-35/Thomas-14	Lewis-26/Wilcox-13	16,757
12	11/25	105-85	+20	Portland	W	7-5	Martin-27/Thomas-9	Randolph-24/Randolph-8	17,317
13	11/28	93-80	+13	L.A. Clippers	W	8-5	Artest-28/Thomas-9	Livingston-20/Brand-18	17,317
14	12/1	90-109	-19	@ Dallas	L	8-6	Artest-15/Price,Artest-5	Howard-24/Diop,Nowitzki-10	20,277
15	12/2	98-100	-2	@ San Antonio	L	8-7	Martin-30/Miller-10	Bowen-23/Duncan-11	18,797
16	12/4	89-92	-3	Orlando	L	8-8	Bibby-19/Thomas-14	Howard-18/Howard-16	17,317
17	12/5	102-127	-25	@ Phoenix	L	8-9	Bibby-21/Miller-9	Barbosa-26/Stoudemire-13	18,422
18	12/7	91-93*	-2	Miami	L	8-10	Bibby-20/Thomas-12	Wade-32/Haslem-14	17,317
19	12/10	117-92	+25	Atlanta	W	9-10	Miller-19/Artest-8	Stoudamire-26/Smith-9	17,317
20	12/12	113-126	-13	@ Golden State	L	9-11	Martin-32/Abdur-Rahim,Artest-9	Barnes-32/Biedrins-14	17,574
21	12/15	98-97	+1	@ Utah	W	10-11	Ab.-Rah.-21/Bibby,Ab.-Rah.-8	Okur-17/Boozer,Kirilenko-11	19,911
22	12/16	98-105	-7	Phoenix	L	10-12	Martin-23/Thomas-13	Stoudemire-20/Stoudemire-9	17,317
23	12/18	91-109	-18	Dallas	L	10-13	Miller-19/Thomas-15	Nowitzki-29/Nowtizki-13	17,317
24	12/21	119-126	-7	Washington	L	10-14	Martin-40/Miller-9	Jamison-33/Haywood-14	17,317
25	12/22	101-96	+5	@ Denver	W	11-14	Miller,Salmons-21/Miller-14	Boykins-25/Nene-15	18,022
26	12/27	101-76	+25	Philadelphia	W	12-14	Bibby-21/Thomas-9	Iguodala-15/Dalembert-8	17,317
27	12/29	93-102	-9	@ L.A. Clippers	L	12-15	Bibby-26/Miller,Salmons-6	Brand-22/Kaman-8	18,505
28	12/30	119-96	+23	Golden State	W	13-15	Martin-25/Abdur-Rahim-8	McLeod,Barnes-17/Dun.,Murp.-8	17,317
29	1/2	112-100	+12	New York	W	14-15	Artest-39/Thomas-9	Crawford-28/Lee-15	17,317
30	1/4	128-132*	-4	L.A. Lakers	L	14-16	Bibby-38/Thomas-8	Bryant-42/Bynum-11	17,317
31	1/6	105-110*	-5	Portland	L	14-17	Bibby-28/Abdur-Rahim-7	Randolph-32/Randolph-15	17,317
32	1/9	98-108	-10	Cleveland	L	14-18	Bibby-26/Martin-11	James-34/Gooden-11	17,317
33	1/12	87-95	-8	@ Portland	L	14-19	Martin-17/Martin-7	Randolph-23/Randolph-12	14,762
34	1/13	111-115*	-4	Houston	L	14-20	Artest-34/Williamson-12	McGrady-37/Mutombo-18	17,317
35	1/15	97-102	-5	@ New York	L	14-21	Martin-30/Taylor-7	Marbury-25/Lee-12	19,207
36	1/17	85-101	-16	@ Toronto	L	14-22	Bibby-21/Mart.,Salm.,Ab.-Rah.-6	Peterson-22/Bosh-9	15,175
37	1/19	96-91	+5	@ Boston	W	15-22	Martin-27/Artest-11	West-25/Jefferson-11	16,019
38	1/20	74-91	-17	@ Detroit	L	15-23	Williamson-17/Miller-10	Hamilton-19/Webber-10	22,076
39	1/22	88-87	+1	New Jersey	W	16-23	Artest-21/Miller-10	Moore-22/Kidd-10	17,317
40	1/24	114-106	+8	Milwaukee	W	17-23	Artest-36/Thomas-9	Boykins-36/Patterson-12	17,317
41	1/26	84-88	-4	@ NO/Okla. City	L	17-24	Bibby,Martin-21/Artest-12	Mason-24/Chandler-12	16,607
42	1/27	104-106	-2	@ Dallas	L	17-25	Artest-25/Miller-10	Nowitzki-32/Nowitzki-11	20,487
43	1/29	117-124	-7	@ Memphis	L	17-26	Bibby-23/Miller,Thomas-5	Gasol-34/Roberts-14	12,396
44	1/31	100-98	+2	@ Minnesota	W	18-26	Martin-28/Thomas-11	Davis-24/Garnett-10	14,607
45	2/3	94-87	+7	Denver	W	19-26	Martin-28/Artest-11	Anthony-20/Camby-15	17,317
46	2/5	105-99	+6	NO/Okla. City	W	20-26	Artest-21/Williamson-8	Paul-24/Chandler-13	17,317
47	2/8	86-77	+9	Chicago	W	21-26	Martin-29/Miller-12	Deng-20/Wallace-13	17,317
48	2/10	114-93	+21	@ Seattle	W	22-26	Martin-26/Thomas-8	Allen-29/Wilcox-11	17,072
49	2/11	103-114	-11	Seattle	L	22-27	Martin-24/Artest-12	Allen,Wilcox-25/Lewis-10	17,317
50	2/13	104-109*	-5	@ Houston	L	22-28	Artest-39/Thomas-9	McGrady-28/Hayes-14	13,185
51	2/14	93-110	-17	@ NO/Okla. City	L	22-29	Artest-18/Garcia,Ab.-Rah.,Art.-5	Mason-18/Chandler-15	16,753
52	2/20	104-101	+3	Boston	W	23-29	Martin-22/Artest,Miller-8	Pierce-26/Jefferson-15	17,317
53	2/22	106-109	-3	@ Washington	L	23-30	Artest-32/Miller-13	Arenas-43/Arenas,Haywood-7	15,508
54	2/23	96-109	-13	@ New Jersey	L	23-31	Artest-33/Abdur-Rahim-10	Carter-26/Kidd-13	18,902
55	2/25	110-93	+17	@ Indiana	W	24-31	Martin-35/Abdur-Rahim-8	O'Neal-19/Murphy-11	12,258
56	2/26	82-89	-7	@ Philadelphia	L	24-32	Martin-23/Miller-10	Iguodala-22/Dalembert-17	11,034
57	2/28	135-120	+15	Charlotte	W	25-32	Martin-36/Mart.,Miller,Salmons-5	Wallace-31/Wallace-6	17,317
58	3/2	116-108	+8	@ L.A. Lakers	W	26-32	Bibby-33/Ab.-Rah.,Miller-5	Bryant-30/Odom-13	18,997
59	3/3	104-96	+8	@ Portland	W	27-32	Martin-33/Artest-9	Randolph-24/Randolph-12	19,980
60	3/6	102-98	+3	Indiana	W	28-32	Martin-27/Martin,Miller-7	Dunleavy-24/O'Neal-12	17,317
61	3/8	93-100	-7	San Antonio	L	28-33	Martin-26/Martin-12	Ginobili-31/Duncan-13	17,317
62	3/11	101-113	-12	Denver	L	28-34	Bibby-34/Artest-8	Anthony-29/Camby-10	17,317
63	3/13	100-124	-24	@ Cleveland	L	28-35	Artest-19/Miller,Williamson-6	Hugh.,Pavl.-25/Good.,Ilgau.-10	20,562
64	3/14	108-111	-3	@ Charlotte	L	28-36	Martin-26/Martin,Miller-7	Carroll-22/Voskuhl-13	12,848
65	3/16	97-103	-6	@ Miami	L	28-37	Artest-32/Artest-11	O'Neal-23/Posey-11	19,600
66	3/17	95-83	+12	@ Orlando	W	29-37	Martin-20/Miller-12	Nelson-23/Howard-12	17,361
67	3/19	76-99	-23	@ Atlanta	L	29-38	Williamson-14/Garcia-9	Childress-25/Smith-12	13,879
68	3/21	89-95	-6	Minnesota	L	29-39	Bibby-23/Williamson-10	Foye-24/Garnett-18	17,317
69	3/22	100-118	-18	@ Phoenix	L	29-40	Bibby-28/Ab.-Rah.,Garcia,Martin-6	Stoudemire-33/Stoudemire-21	18,422
70	3/25	107-100	+7	Phoenix	W	30-40	Bibby-37/Artest-9	Barbosa-27/Stoudemire-11	17,317
71	3/30	101-105	-4	L.A. Clippers	L	30-41	Artest-29/Miller-9	Mobley-26/Kaman-12	17,317
72	4/1	103-126	-23	@ L.A. Lakers	L	30-42	Artest-26/Miller-7	Evans-21/Brown-7	18,997
73	4/3	93-97	-4	Dallas	L	30-43	Artest-25/Artest-10	Howard-29/George,Howard-8	17,317
74	4/4	115-120	-5	@ Denver	L	30-44	Artest-32/Williams-13	Anthony-31/Nene-12	16,045
75	4/6	107-103	+4	Utah	W	31-44	Martin-21/Artest-10	Okur-24/Millsap,Okur-8	17,317
76	4/8	106-112	-6	Houston	L	31-45	Martin-24/Abdur-Rahim-8	McGrady-40/Hayes,McGrady-8	17,317
77	4/10	112-100	+12	@ Memphis	W	32-45	Bibby-25/Williams-11	D. Jones-20/Gasol-9	11,393
78	4/11	100-109	-9	@ San Antonio	L	32-46	Bibby,Garcia-22/Williams-10	Duncan-26/Duncan-13	18,797
79	4/13	108-125	-17	Golden State	L	32-47	Abdur-Rahim-23/Ab.-Rah.-14	Jackson-26/Biedrins-12	17,317
80	4/15	105-100	+5	@ L.A. Clippers	W	33-47	Garcia-16/Douby,Williams-6	Brand-29/Brand-14	19,060
81	4/16	118-125	-7	NO/Okla. City	L	33-48	Artest-22/Williams-9	West-25/Armstrong-7	17,317
82	4/18	106-117	-11	L.A. Lakers	L	33-49	Bibby-17/Garcia-9	Bryant-34/Odom-13	17,317

* overtime

2007-08 SACRAMENTO KINGS



Front row — from left to right, Head Coach Reggie Theus, Francisco Garcia, Ron Artest, Brad Miller, Mikki Moore, Spencer Hawes, Kevin Martin, President of Basketball Operations Geoff Petrie. Middle row — from left to right, Assistant Coach Chuck Person, Assistant Coach Jason Hamm, Assistant Coach Kenny Natt, John Salmons, Beno Udrih, Quincy Douby, Anthony Johnson, Video Coordinator Todd Purves, Assistant Coach Rex Kalamian, Assistant Coach Randy Brown, Assistant Coach/Advance Scout Bubba Burrage, Vice President of Basketball Operations Wayne Cooper. Back row — from left to right, Equipment Manager Rob Pimental, Strength & Conditioning Coach Daniel Shapiro, Lorenzen Wright, Kenny Thomas, Shelden Williams, Shareef Abdur-Rahim, Assistant Trainer Manny Romero, Athletic Trainer Pete Youngman.

Final Statistics

Player	G.	Min.	FGM	FGA	Pct.	FTM	FTA	Pct.	Off.	Def.	Tot.	Ast.	PF	DQ	Stl.	TO	Blk.	Pts.	Avg.
Kevin Martin	61	2216	417	914	.456	502	578	.869	48	225	273	129	150	1	62	131	5	1443	23.7
Ron Artest	57	2172	436	962	.453	212	295	.719	101	227	328	199	159	1	133	148	38	1168	20.5
Mike Bibby	15	473	78	192	.406	23	31	.742	11	45	56	75	34	0	19	38	2	203	13.5
Brad Miller	72	2513	337	728	.463	262	309	.848	167	514	681	264	247	5	69	164	74	964	13.4
Beno Udrih	65	2080	328	707	.464	125	147	.850	34	183	217	282	138	1	56	148	10	834	12.8
John Salmons	81	2517	381	799	.477	214	260	.823	76	273	349	208	171	0	93	170	31	1015	12.5
Francisco Garcia	79	2096	348	753	.462	162	208	.779	52	212	264	128	232	3	96	128	50	971	12.3
Mikki Moore	82	2385	282	489	.577	134	182	.736	160	334	494	84	310	9	35	110	46	698	8.5
Anthony Johnson (TOT)	69	1530	155	355	.437	35	43	.814	22	115	137	262	115	0	52	84	9	387	5.6
Anthony Johnson (SAC)	27	410	40	88	.455	9	11	.818	5	34	39	60	29	0	10	34	1	104	3.9
Quincy Douby	74	876	132	335	.394	48	52	.923	17	66	83	53	80	0	30	59	12	354	4.8
Spencer Hawes	71	931	146	318	.459	38	58	.655	68	162	230	44	128	1	14	56	40	334	4.7
Shelden Williams (TOT)	64	776	92	212	.434	71	105	.676	68	137	205	19	110	0	22	35	21	255	4.0
Shelden Williams (SAC)	28	362	55	112	.491	36	54	.667	34	64	98	8	50	0	9	21	10	146	5.2
Dahntay Jones	25	206	23	53	.434	34	51	.667	7	28	35	12	28	1	8	10	6	81	3.2
Shareef Abdur-Rahim	6	51	3	14	.214	4	4	1.000	6	4	10	4	9	0	1	1	0	10	1.7
Justin Williams	22	117	12	26	.462	7	22	.318	19	29	48	0	14	0	5	3	5	31	1.4
Kenny Thomas	23	281	16	38	.421	0	5	.000	18	43	61	13	38	0	6	21	1	32	1.4
Darryl Watkins	9	71	5	15	.333	2	5	.400	5	7	12	0	8	0	2	7	2	12	1.3
Orien Greene	7	61	3	11	.273	0	0	---	0	6	6	3	9	0	3	7	1	6	0.9
Lorenzen Wright (TOT)	18	161	6	21	.286	3	6	.500	8	30	38	4	31	0	3	4	3	15	0.8
Lorenzen Wright (SAC)	5	13	1	4	.250	0	0	---	1	0	1	1	5	0	0	2	0	2	0.4
KINGS	*82*	*19830*	*3043*	*6558*	*.464*	*1812*	*2272*	*.798*	*829*	*2456*	*3285*	*1567*	*1839*	*22*	*651*	*1317*	*334*	*8408*	*102.5*
OPPONENTS	*82*	*19830*	*3137*	*6732*	*.466*	*1722*	*2287*	*.753*	*970*	*2465*	*3435*	*1878*	*1892*	*15*	*661*	*1250*	*452*	*8593*	*104.8*

3-Pt. FG: Sacramento Kings 510-1367 (.373); Garcia 113-289 (.391); Martin 107-266 (.402); Artest 84-221 (.380); Udrih 53-137 (.387); Douby 42-122 (.344); Salmons 39-120 (.325); Miller 28-90 (.311); Bibby 24-61 (.393); Johnson 15-30 (.500) SAC, 42-93 (.452) TOT; Hawes 4-21 (.190); Jones 1-6 (.167); S. Williams 0-1 SAC, 0-2 TOT; Greene 0-1. Opponents 597-1600 (.373).

* Did not finish season with team

Team Notes

- Kings finished fourth in the Pacific Division, compiling a 38-44 regular season record.
- Sacramento ranked third in the league in free throw percentage (.798) and seventh in steals per game (7.94 spg). Kevin Martin led the team in scoring (23.7 ppg) and placed sixth in the NBA. Ron Artest finished second in the league in steals for the second straight season (2.33 spg).
- Martin established a new single-season record for most free throws made in a season (502), eclipsing the mark he set in 2006-07 (481). He also made 16 straight free throws in the game against Memphis (3/26/08). Versus Minnesota (3/7/08), Martin scored a career-high 48 points, going 22-of-24 from the free throw line, setting new ARCO Arena and Sacramento-era records for free throws made and attempted.

2007-08 GAME-BY-GAME

G	DATE	SCORE	W/L +/-	OPPONENT	W/L	REC	KINGS HI. SCORER/REBOUNDER	OPPONENT HI. SCORER/REBOUNDER	ATT
1	10/31	90-104	-14	@New Orleans	L	0-1	Martin-26/Garcia-6	Paul-22/Chandler-13	15,188
2	11/2	80-96	-16	@San Antonio	L	0-2	Martin-22/Salmons-9	Duncan,Prkr-15/Dncn,Obrto-10	17,072
3	11/3	102-123	-21	@Dallas	L	0-3	Martin-28/Martin-6	Jo. Howard-27/Diop-8	20,343
4	11/6	104-98	+6	Seattle	W	1-3	Martin-31/Miller-11	Szczerbiak-32/Wilcox-10	14,908
5	11/9	91-93	-2	Cleveland	L	1-4	Martin-32/Miller-10	James-26/Ilgauskas-15	15,293
6	11/10	100-93	+7	Minnesota	W	2-4	Martin-29/Miller-16	Jefferson-17/Jefferson-12	13,170
7	11/12	93-117	-24	@Utah	L	2-5	Salmons-22/Moore-9	Boozer-32/Boozer-10	19,911
8	11/14	103-108	-5	@Minnesota	L	2-6	Martin-22/Miller-8	McCants-33/Jaric-8	11,656
9	11/16	123-118**	+5	New York	W	3-6	Martin-43/Miller-11	Curry-27/Lee-16	12,549
10	11/18	105-95	+10	Detroit	W	4-6	Udrih-23/Miller,Moore-9	Prince-19/Wallace-12	12,978
11	11/20	98-100	-2	Phoenix	L	4-7	Artest-33/Artest-12	Stoudemire-26/Marion,Stdmre-13	13,592
12	11/21	111-127	-16	@Phoenix	L	4-8	Garcia-31/Salmons,J.Williams-10	Marion-25/Stoudemire,Diaw-6	18,422
13	11/23	84-87	-3	@Portland	L	4-9	Martin-21/Artest-11	Aldridge-28/Aldridge-12	19,980
14	11/26	112-99	+13	San Antonio	W	5-9	Udrih-27/Miller-10	Duncan-15/Parker-7	12,587
15	11/28	96-103	-7	Golden State	L	5-10	Martin-28/Miller-18	Ellis-22/Barnes-9	13,652
16	12/1	107-99	+8	Houston	W	6-10	Martin,Artest-26/Hawes-10	McGrady-40/Yao-11	15,081
17	12/4	117-107	+10	Utah	W	7-10	Martin-25/Miller-11	Williams-30/Boozer-11	12,688
18	12/7	87-97	-10	L.A. Clippers	L	7-11	Artest-21/Salmons-10	Kaman-26/Kaman-12	13,094
19	12/8	97-101	-4	@Denver	L	7-12	Salmons-25/Moore-13	Iverson-23/Camby-13	15,493
20	12/10	96-93	+3	Milwaukee	W	8-12	Salmons-22/Miller-10	Redd-24/Bogut-9	12,449
21	12/12	78-90	-12	@Boston	L	8-13	Artest,Udrih-16/Moore-8	Pierce-26/Davis-9	18,624
22	12/14	109-99	+10	@Philadelphia	W	9-13	Miller-25/Miller-10	Miller-24/Dalembert-9	10,856
23	12/15	79-92	-12	@Washington	L	9-14	Miller-21/Moore-10	Stevenson-19/Haywood-11	20,173
24	12/18	106-101	+5	@New Jersey	W	10-14	Salmons-31/Miller-10	Jefferson-36/Kidd-10	11,902
25	12/19	102-89	+13	@Milwaukee	W	11-14	Artest-26/Miller-9	Redd-27/Yi-12	13,746
26	12/23	105-106	-1	Denver	L	11-15	Artest-24/Artest-9	Anthony-30/Camby-14	15,055
27	12/26	69-89	-20	Boston	L	11-16	Artest-15/Miller-11	R. Allen-17/Garnett-10	17,317
28	12/28	80-92	-12	Philadelphia	L	11-17	Salmons-22/Miller-12	Dalembert-19/Dalembert-12	13,897
29	12/30	102-117	-15	Phoenix	L	11-18	Garcia-30/Moore-12	Stoudemire-31/Stoudemire-17	15,962
30	1/2	107-97	+10	@New York	W	12-18	Salmons-32/Miller-16	Curry-24/Lee-12	19,763
31	1/4	93-97	-4	@Cleveland	L	12-19	Salmons-22/Moore-11	James-24/Ilgauskas-15	20,562
32	1/5	93-94	-1	@Chicago	L	12-20	Miller-22/Miller-13	Nocioni-26/Wallace-11	21,908
33	1/8	104-100	+4	Orlando	W	13-20	Salmons-21/Moore-12	Howard-29/Howard-15	12,831
34	1/10	116-113	+3	Memphis	W	14-20	Salmons-28/Salmons-11	Gay-31/Gay,Milicic,Warrick-7	12,493
35	1/12	105-111	-6	Indiana	L	14-21	Martin-25/Miller-15	Dunleavy-23/O'Neal-7	14,047
36	1/14	122-120	+2	Dallas	W	15-21	Martin-39/Miller-9	Harris,Terry-25/Dampier-10	14,077
37	1/16	91-116	-25	@Toronto	L	15-22	Martin-22/Miller-7	Bosh-31/Bosh-9	17,760
38	1/18	100-93	+7	@Detroit	W	16-22	Martin-24/Miller-9	Billups-28/McDyess-11	22,076
39	1/19	110-104	+6	@Indiana	W	17-22	Moore-22/Miller-16	Granger-26/Foster-11	14,015
40	1/22	128-94	+34	New Jersey	W	18-22	Artest-27/Martin,Miller-7	Carter-21/Nachbar-5	13,232
41	1/23	85-111	-26	@L.A. Clippers	L	18-23	Bibby-16/Miller-12	Thornton-23/Kaman-21	15,513
42	1/25	113-127	-14	@Utah	L	18-24	Martin-32/Artest-8	Boozer-33/Boozer-10	19,911
43	1/27	103-101	+2	@Seattle	W	19-24	Martin-26/Miller-12	Durant-19/Thomas-10	13,409
44	1/30	105-91	+14	Charlotte	W	20-24	Martin,Miller-22/Miller-21	Wallace-25/Okafor-15	12,627
45	2/1	112-103	+9	New Orleans	W	21-24	Artest-24/Miller-14	Stojakovic-25/Chandler,Stoj-9	14,245
46	2/2	105-101	+4	Chicago	W	22-24	Artest-28/Miller-20	Gordon-33/Wallace-9	15,526
47	2/6	92-105	-13	Seattle	L	22-25	Artest-20/Moore-9	Watson-23/Watson,Wilcox-10	13,136
48	2/8	117-104	+13	Utah	W	23-25	Martin-27/Miller,Artest-8	Boozer-23/Boozer-12	14,865
49	2/9	102-105	-3	@Golden State	L	23-26	Bibby-24/Miller,Artest-13	Ellis-34/Ellis,Davis,Biedrins-9	20,018
50	2/12	94-107	-13	@Memphis	L	23-27	Martin-33/Miller-13	Warrick-24/Warrick-13	10,161
51	2/13	87-89	-2	@Houston	L	23-28	Artest-30/J. Williams-12	Yao-25/Yao-14	16,115
52	2/19	105-94	+11	@Portland	W	24-28	Artest-24/Moore-9	Outlaw-23/Przybilla-9	19,980
53	2/20	119-107	+12	Atlanta	W	25-28	Artest-29/Miller-13	Childress-18/Horford-12	13,641
54	2/22	116-115*	+1	@Charlotte	W	26-28	Garcia-23/Miller-14	Richardson-29/Okafor-7	16,842
55	2/24	93-112	-19	@Orlando	L	26-29	Artest-23/Martin-10	Howard-26/Howard-10	17,519
56	2/26	86-107	-21	@Miami	L	26-30	Hawes-16/Moore-9	Marion-24/Blount-9	19,243
57	2/27	117-123	-6	@Atlanta	L	26-31	Miller,Udrih-25/Miller-13	J. Johnson-26/Horford-14	15,661
58	2/29	106-115	-9	@Dallas	L	26-32	Martin,Udrih-25/Moore-12	Nowitzki-34/Dampier-13	20,354
59	3/2	120-109	+11	Miami	W	27-32	Artest-32/Miller-9	Wade-26/Marion-8	15,028
60	3/4	105-117	-12	L.A. Lakers	L	27-33	Martin,Artest-23/Moore-13	Bryant-34/Odom-12	17,317
61	3/5	109-116**	-7	@L.A. Clippers	L	27-34	Udrih-25/Hawes-8	Thornton-27/Kaman,Powell-11	17,030
62	3/7	103-111	-8	Minnesota	L	27-35	Martin-48/Miller-8	McCants-22/Jefferson-13	13,990
63	3/9	114-113	+1	@L.A. Lakers	W	28-35	Udrih-25/Moore-9	Bryant-26/Odom-10	18,997
64	3/13	96-85	+11	Portland	W	29-35	Artest-22/Udrih-8	Roy-21/Przybilla-10	13,333
65	3/15	99-127	-28	@Phoenix	L	29-36	Artest-26/Artest-9	Stoudemire-30/Stoudemire-10	18,422
66	3/16	106-100	+6	Toronto	W	30-36	Martin-32/Miller-11	Kapono-26/Nesterovic-8	13,963
67	3/18	122-105	+17	Golden State	W	31-36	Martin-34/Miller-13	Davis-24/Biedrins,Azubuike-8	16,245
68	3/21	89-102	-13	@San Antonio	L	31-37	Artest-23/Moore-9	Duncan-21/Duncan-13	18,797
69	3/22	111-117	-6	@Memphis	L	31-38	Martin-29/Hawes-12	Gay-24/Milicic-10	11,151
70	3/24	100-108	-8	@Houston	L	31-39	Martin-18/Miller-7	Alston-28/Mutombo-9	18,241
71	3/26	107-106*	+1	Memphis	W	32-39	Martin-36/Miller-17	Warrick-26/Milicic,Crittenton-9	13,433
72	3/28	108-114	-6	Washington	L	32-40	Artest-28/Miller-8	Jamison-25/Jamison-12	14,061
73	3/30	120-107	+13	@Seattle	W	33-40	Martin-31/Artest-12	Durant-25/Collison-8	10,862
74	4/1	99-98	+1	Houston	W	34-40	Artest-30/Miller-7	McGrady-32/Battier-9	14,169
75	4/3	110-98	+12	L.A. Clippers	W	35-40	Martin-26/Miller-10	Maggette-28/Powell-13	12,707
76	4/5	118-115	+3	@Denver	W	36-40	Martin-36/Moore-10	Anthony-47/Camby-14	18,921
77	4/6	92-114	-22	L.A. Lakers	L	36-41	Martin-22/Hawes-11	Bryant-29/Radmanovic-14	17,317
78	4/8	132-140	-8	@Golden State	L	36-42	Garcia-31/Martin,S.Williams-7	Davis-33/Biedrins-17	20,003
79	4/11	103-86	+17	Portland	W	37-42	Salmons-18/Hawes,Mart,S.Wil-7	Aldridge-24/Aldridge-15	13,327
80	4/12	94-91	+3	New Orleans	W	38-42	Artest-22/Salmons-11	West-30/West-15	14,965
81	4/14	98-101	-3	San Antonio	L	38-43	Salmons-29/Salmons-10	Parker-32/Oberto-8	15,334
82	4/15	101-124	-23	@L.A. Lakers	L	38-44	Douby-32/S. Williams-11	Gasol-22/Odom-12	18,997

* overtime

2008-09 SACRAMENTO KINGS



Front row — from left to right, Head Coach Kenny Natt, Francisco Garica, Kevin Martin, Jason Thompson, Spencer Hawes, Donté Greene, Andres Nocioni. Middle row — from left to right, Assistant Coach Shareef Abdur-Rahim, Assistant Coach Jason Hamm, Assistant Coach Rex Kalamian, Video Coordinator Todd Purves, Rashad McCants, Beno Udrih, Bobby Jackson, Will Solomon, Assistant Coach Pete Carril, Assistant Coach Randy Brown, Assistant Coach/Advance Scout Bubba Burrage, Vice President of Basketball Operations Wayne Cooper. Back row — from left to right, Equipment Manager Rob Pimental, Strength & Conditioning Coach Daniel Shapiro, Ike Diogu, Cedric Simmons, Kenny Thomas, Calvin Booth, Athletic Trainer Pete Youngman, Assistant Trainer Manny Romero.

Final Statistics

Player	G.	Min.	FGM	FGA	Pct.	FTM	FTA	Pct.	Off.	Def.	Tot.	Ast.	PF	DQ	Stl.	TO	Blk.	Pts.	Avg.
Martin 51	46	1947	341	811	.420	457	527	.867	29	154	183	138	116	0	61	146	8	1254	24.6
Salmons* 53	53	1980	351	744	.472	191	232	.823	43	178	221	196	122	0	58	122	9	970	18.3
Garcia.....65	36	1975	295	665	.444	146	178	.820	56	162	218	150	196	4	80	112	67	824	12.7
Gooden* 1	0	26	5	9	.556	2	2	1.000	3	10	13	2	2	0	0	3	0	12	12.0
Miller* 43	43	1354	184	388	.474	125	156	.801	83	261	344	148	135	0	30	83	24	513	11.9
Nocioni (TOT) 76	18	1992	299	701	.427	145	183	.792	54	307	361	102	261	5	39	113	33	867	11.4
Nocioni (SAC) 23	16	713	113	252	.448	45	59	.763	20	119	139	42	85	1	13	40	17	316	13.7
Hawes 77	51	2259	373	800	.466	90	136	.662	148	401	549	149	249	4	44	160	93	876	11.4
Thompson.....82	56	2303	356	717	.497	198	286	.692	234	372	606	93	314	9	46	146	59	910	11.1
Udrih.....73	72	2270	321	696	.461	123	150	.820	46	174	220	342	192	2	81	158	12	800	11.0
McCants (TOT).....58	3	1100	192	488	.393	107	141	.759	21	89	110	68	103	0	47	64	14	554	9.6
McCants (SAC) 24	1	465	87	196	.444	47	60	.783	10	37	47	36	40	0	20	19	8	246	10.3
Jackson.....71	10	1484	193	485	.398	86	101	.851	42	158	200	143	100	0	62	66	4	532	7.5
Brown* 47	1	675	94	247	.381	26	34	.765	8	28	36	87	74	0	15	47	1	245	5.2
Solomon (TOT)* ..53	9	712	105	245	.429	25	34	.735	12	52	64	133	71	0	27	54	4	263	5.0
Solomon (SAC)* ..14	0	168	26	64	.406	5	10	.500	3	18	21	10	11	0	7	5	0	70	5.0
Douby* 20	0	227	30	88	.341	14	15	.933	3	22	25	13	23	0	2	6	5	84	4.2
Diogu (TOT) 29	1	215	39	74	.527	40	53	.755	26	30	56	3	23	0	3	12	3	119	4.1
Diogu (SAC) 10	1	142	33	55	.600	25	33	.758	14	25	39	3	14	0	2	6	1	92	9.2
Greene 55	4	725	77	236	.326	29	34	.853	19	67	86	30	68	0	16	37	14	209	3.8
Williams* 30	0	305	40	89	.449	32	42	.762	25	53	78	8	36	0	12	26	10	112	3.7
Moore* 46	20	746	63	121	.521	34	42	.810	45	107	152	28	112	1	13	27	14	160	3.5
Booth (TOT) 8	0	55	5	10	.500	6	8	.750	5	6	11	0	10	0	1	1	2	16	2.0
Booth (SAC) 7	0	55	5	10	.500	6	8	.750	4	6	10	0	10	0	1	1	2	16	2.3
Simmons (TOT) ...18	0	84	11	25	.440	7	16	.438	5	11	16	2	8	0	1	2	4	29	1.6
Simmons (SAC) 7	0	23	0	4	.000	1	2	.500	1	3	4	0	2	0	0	2	0	1	0.1
Thomas.....8	0	62	3	8	.375	0	0	---	4	11	15	1	9	0	6	1	1	6	0.8
KINGS.....82	*-*	*19905*	*2990*	*6685*	*.447*	*1682*	*2107*	*.798*	*840*	*2366*	*3206*	*1619*	*1910*	*21*	*569*	*1266*	*349*	*8248*	*100.6*
OPPONENTS.....82	*-*	*19905*	*3281*	*6792*	*.483*	*1824*	*2412*	*.756*	*1018*	*2592*	*3610*	*1796*	*1737*	*7*	*704*	*1178*	*423*	*8966*	*109.3*

3-Pt. FG: Sacramento Kings 586-1594 (.368); Martin 115-277 (.415); Garcia 88-221 (.398); Salmons 77-184 (.418); Jackson 60-197 (.305); Nocioni 45-102 (.441) SAC, 124-311 (.399) TOT; Hawes 40-115 (.348); Udrih 35-113 (.310); Brown 31-94 (.330); McCants 25-70 (.357) SAC, 63-189 (.333) TOT; Greene 26-100 (.260); Miller 20-43 (.465); Solomon 13-29 (.448) SAC, 28-86 (.326) TOT; Douby 10-37 (.270); Diogu 1-2 (.500) SAC, 1-2 (.500) TOT; Thompson 0-8; Williams 0-2. Opponents 580-1430 (.406).

* Did not finish season with team

Team Notes

- Kings finished fifth in the Pacific Division, compiling a 17-65 regular season record.
- Sacramento ranked sixth in the league in free throw percentage (.798), matching the Sacramento-era record single-season record set in 2007-08.
- For the third consecutive season, Kevin Martin led the team in scoring (24.6 ppg).

2008-09 GAME-BY-GAME

G	DATE	SCORE	W/L +/-	OPPONENT	W/L	REC	KINGS HI. SCORER/REBOUNDER	OPPONENT HI. SCORER/REBOUNDER	ATT
1	10/29	96-98	-2	@Minnesota	L	0-1	Salmons-24/Hawes-14	Jefferson-21/Jefferson-10	17,820
2	10/31	77-103	-26	@Miami	L	0-2	Douby,Salmons-14/Hawes-11	Wade-20/Marion-10	19,600
3	11/1	103-121	-18	@Orlando	L	0-3	Martin-31/Thompson-5	Howard-29/Howard-14	16,704
4	11/3	91-125	-34	@Philadelphia	L	0-4	Thompson-17/Hawes-8	Young-18/Dalembert-6	10,100
5	11/5	100-95	+5	Memphis	W	1-4	Martin-33/Moore-11	Mayo-28/Gay,Gasol,Lowry-6	13,685
6	11/7	121-109	+12	Minnesota	W	2-4	Martin-26/Miller-10	Love-20/Jefferson-9	10,592
7	11/9	115-98	+17	Golden State	W	3-4	Martin-27/Hawes-11	Biedrins-16/Biedrins-18	12,090
8	11/11	92-100	-8	Detroit	L	3-5	Hawes-19/Thompson-9	Iverson-30/Prince-11	11,423
9	11/12	103-98	+5	@L.A. Clippers	W	4-5	Udrih-30/Miller,Thompson-11	Thornton-20/Kaman-6	13,266
10	11/14	95-97*	-2	Phoenix	L	4-6	Salmons-21/Miller-11	O'Neal-29/O'Neal-13	12,810
11	11/16	88-90	-2	San Antonio	L	4-7	Salmons-31/Miller,Moore-8	Finley-21/Duncan-10	11,699
12	11/18	94-109	-15	@Memphis	L	4-8	Salmons-18/Thompson-9	Gay-22/Warrick-10	10,834
13	11/19	105-96	+9	@New Orleans	W	5-8	Salmons-29/Miller-8	West-22/Chandler-10	15,533
14	11/21	96-117	-21	Portland	L	5-9	Thompson-19/Thompson-12	Blake-20/Przybilla-10	12,056
15	11/23	108-118	-10	@L.A. Lakers	L	5-10	Salmons-24/Hawes-8	Bryant-24/Ariza-11	18,997
16	11/24	90-91	-1	@Portland	L	5-11	Salmons-20/Miller,Thompson-6	Roy-28/Przybilla-12	20,467
17	11/26	114-116*	-2	New Jersey	L	5-12	Salmons-38/Miller-13	Carter-25/Lopez,Anderson-8	11,650
18	11/28	94-120	-26	@Utah	L	5-13	Salmons-20/Hawes,Greene-6	Okur-20/Okur-12	19,911
19	11/29	78-101	-23	Dallas	L	5-14	Udrih-13/Udrih-9	J. Terry-24/Dampier-13	12,650
20	12/2	94-99	-5	Utah	L	5-15	Martin-22/Miller-9	Korver-15/Millsap,Okur-11	10,798
21	12/6	85-118	-33	Denver	L	5-16	Salmons-22/Thompson-15	Billups-24/Anthony,Nene-7	12,322
22	12/9	113-101	+12	L.A. Lakers	W	6-16	Garcia,Salmons-21/Hawes-9	Bryant-28/Gasol-12	16,068
23	12/12	103-112	-9	@L.A. Lakers	L	6-17	Salmons-26/Thompson-8	Bryant-32/Gasol-11	18,997
24	12/13	90-114	-24	New York	L	6-18	Salmons-14/Thompson-11	Harrington-33/Lee-19	12,155
25	12/15	118-103	+15	Minnesota	W	7-18	Garcia-21/Hawes,Miller-10	Jefferson-22/Love-15	10,593
26	12/16	77-109	-32	@Portland	L	7-19	Salmons-21/Moore-6	Roy-29/Przybilla-14	20,005
27	12/19	96-107	-11	@Houston	L	7-20	Salmons-26/Miller-11	Yao-30/Landry-11	18,271
28	12/20	90-99	-9	@New Orleans	L	7-21	Salmons-26/Thompson-10	Paul-34/Chandler-8	16,869
29	12/22	85-101	-16	@San Antonio	L	7-22	Salm-22/Garcia,Haw,Miller,Thom-6	Parker-18/Thomas-7	18,372
30	12/26	101-107	-6	Toronto	L	7-23	Miller,Salmons-20/Hawes,Miller-8	O'Neal-36/O'Neal-9	12,059
31	12/28	63-108	-45	Boston	L	7-24	Salmons-11/Moore-8	Garnett-21/Perkins-12	16,029
32	12/30	92-90	+2	L.A. Clippers	W	8-24	Martin-20/Miller-13	Gordon-24/Camby-24	11,420
33	1/2	92-98	-6	@Detroit	L	8-25	Miller-25/Miller-16	Stuckey-38/Johson-14	22,076
34	1/3	117-122	-5	@Indiana	L	8-26	Martin-45/Jackson-10	Granger-35/Murphy-13	12,765
35	1/5	90-98	-8	@New Jersey	L	8-27	Martin-36/Thomas-8	Carter-29/Yi-13	12,314
36	1/6	94-99	-5	@Chicago	L	8-28	Martin-29/Miller-12	Gordon-24/Gooden-10	18,060
37	1/9	115-119*	-4	Miami	L	8-29	Salmons-29/Miller-16	Wade-41/Beasley-10	12,587
38	1/11	102-95	+7	Dallas	W	9-29	Martin-21/Hawes-8	J. Terry-33/Nowitzki-8	12,294
39	1/13	107-139	-32	Orlando	L	9-30	Martin-30/Garcia-5	Howard-25/Howard-15	11,168
40	1/14	135-133***	+2	@Golden State	W	10-30	Miller-30/Miller-22	Crawford-35/Biedrins-14	19,122
41	1/16	122-129	-7	Milwaukee	L	10-31	Martin,Salmons-24/Thompson-11	Redd-44/Villanueva-12	11,663
42	1/20	99-118	-19	@Denver	L	10-32	Martin-25/Thompson-11	Kleiza-27/Nene-12	15,164
43	1/21	107-110	-3	Washington	L	10-33	Salm,Udrih-24/Salm,Wilms,Thom-5	Jamison-33/McGuire-12	10,821
44	1/24	104-106	-2	@Milwaukee	L	10-34	Martin-20/Miller-13	Jefferson-20/Elson-12	15,379
45	1/25	97-113	-16	@Toronto	L	10-35	Salmons-21/Salmons-7	Bosh-31/O'Neal-10	18,127
46	1/27	110-117	-7	@Cleveland	L	10-36	Martin-35/Martin-7	M. Williams-43/James-15	20,562
47	1/28	100-119	-19	@Boston	L	10-37	Salmons-22/Thompson-11	House-28/Garnett,Allen-8	18,624
48	1/30	88-109	-21	Chicago	L	10-38	Martin-27/Thompson-12	Gordon,Deng-20/Thomas-10	13,356
49	2/1	122-118*	+4	Oklahoma City	W	11-38	Martin-37/Salmons-10	Westbrook-34/Collison-14	10,817
50	2/2	81-129	-48	@Phoenix	L	11-39	Salmons-19/Hawes-9	Stoudemire-25/O'Neal-9	18,422
51	2/6	107-111	-4	Utah	L	11-40	Martin-37/Hawes-8	Williams-34/Okur-11	17,317
52	2/8	113-116	-3	@Oklahoma City	L	11-41	Udrih-29/Hawes,Mar,Thom,Udrih-6	Durant-39/Durt,Green,Westbk-7	18,271
53	2/10	100-118	-18	@Dallas	L	11-42	Martin-18/Jackson-6	Howard,Wright-23/Dampier-16	19,667
54	2/11	82-94	-12	@Houston	L	11-43	Martin-18/Hawes-7	Yao-24/Yao-18	15,626
55	2/18	100-105	-5	Atlanta	L	11-44	Martin-32/Hawes-14	Bibby-29/Horford-18	11,213
56	2/20	115-106	+9	@Memphis	W	12-44	Martin-33/Thompson-9	Mayo-24/Gay,Conley-10	15,036
57	2/21	95-116	-21	@Dallas	L	12-45	Udrih-18/Hawes-9	Howard,Bass-20/Singleton-12	20,223
58	2/23	105-112	-7	New Orleans	L	12-46	Martin-32/Hawes-14	Paul-27/Chandler-10	11,633
59	2/25	91-98	-7	Charlotte	L	12-47	Martin-27/Gooden-13	Wallace-27/Okafor-11	10,439
60	2/27	98-86	+12	L.A. Clippers	W	13-47	Martin-20/Hawes-15	B. Davis,Novak-13/Camby-13	12,846
61	2/28	89-102	-13	@Utah	L	13-48	Martin-19/Thompson-12	Brewer,Okur-26/Millsap-12	19,911
62	3/3	109-117	-8	Indiana	L	13-49	Martin-21/Hawes,Nocioni,Thom-7	Jack-26/Murphy-10	10,748
63	3/8	114-106	+8	Denver	W	14-49	Martin-26/Hawes,Jackson-8	Anthony-32/Balkman-10	12,678
64	3/10	98-99	-1	Oklahoma City	L	14-50	Hawes-20/Hawes-10	Green,Westbrook-22/Krstic-15	10,784
65	3/13	123-126*	-3	Cleveland	L	14-51	Martin-34/Nocioni-9	James-51/Varejao-12	16,317
66	3/15	104-106	-2	@Washington	L	14-52	Martin-24/Thompson-14	Jamison-30/Jamison-9	15,108
67	3/17	97-119	-22	@Atlanta	L	14-53	Martin-31/Thompson-8	Horford-23/Horford-12	14,226
68	3/18	88-104	-16	@Charlotte	L	14-54	McCants-30/Thompson-11	Wallace-25/Wallace-12	13,594
69	3/20	121-94	+27	@New York	W	15-54	Martin-30/Hawes-13	Robinson-19/Wilcox-9	19,763
70	3/22	100-112	-12	Philadelphia	L	15-55	Garcia-24/Thompson-13	Iguodala-27/Iguodala-7	12,943
71	3/27	95-113	-18	Memphis	L	15-56	Martin-31/Thompson-8	Gasol-27/Gay-9	12,987
72	3/29	126-118	+8	Phoenix	W	16-56	Thompson-21/Hawes-10	Nash-31/Dudley-11	13,623
73	3/31	110-111	-1	New Orleans	L	16-57	Nocioni-23/Udrih-7	West-40/West-9	17,317
74	4/1	141-143*	-2	@Golden State	L	16-58	Martin-50/Thompson-19	Ellis-42/Azubuike,Turiaf-13	18,743
75	4/3	111-139	-28	@Phoenix	L	16-59	Garcia-29/Hawes-10	Nash-29/Barnes-11	18,422
76	4/5	100-105	-5	Golden State	L	16-60	Jackson-17/Nocioni-15	Azubuike-30/Azubuike-15	12,975
77	4/7	104-122	-18	L.A. Lakers	L	16-61	Hawes-21/Hawes-15	Gasol-26/Gasol-12	17,317
78	4/9	98-115	-17	Houston	L	16-62	Hawes-22/Hawes-11	Artest-26/Yao-9	12,897
79	4/10	78-109	-31	@L.A. Clippers	L	16-63	Udrih-18/Hawes-13	Skinner-21/Kaman-13	18,232
80	4/12	92-95	-3	San Antonio	L	16-64	Hawes-24/Thompson-11	Parker-25/Thomas-13	13,330
81	4/13	98-118	-20	@Denver	L	16-65	Diogu-32/Diogu-11	Smith-45/Andersen-10	15,823
82	4/15	97-90	+7	@Minnesota	W	17-65	Diogu-28/Diogu-13	Smith-18/Love-10	17,333

* overtime

2009-10 SACRAMENTO KINGS



Front row — from left to right, Head Coach Paul Westphal, Francisco Garcia, Carl Landry, Jason Thompson, Spencer Hawes, Donté Greene, Andres Nocioni, President Geoff Petrie. Middle row — from left to right, Assistant Coach Truck Robinson, Assistant Coach Shareef Abdur-Rahim, Assistant Coach Mario Elie, Assistant Vice President of Basketball Operations Mike Petrie, Omri Casspi, Beno Udrih, Tyreke Evans, Dominic McGuire, Assistant Coach Pete Carril, Director of Player Personnel Jerry Reynolds, Assistant Coach Jim Eyen, Assistant Coach Bryan Gates, Advance Scout Bubba Burrage, Vice President of Basketball Operations and General Manager Wayne Cooper. Back row — from left to right, Equipment Manager Rob Pimental, Strength & Conditioning Coach Daniel Shapiro, Jon Brockman, Sean May, Ime Udoka, Athletic Trainer Pete Youngman, Assistant Trainer Manny Romero.

Final Statistics

Player	G	Min.	FGM	FGA	Pct.	FTM	FTA	Pct.	Off.	Def.	Tot.	Ast.	PF	DQ	Stl.	TO	Blk.	Pts.	Avg.
Evans	72	2677	36	141	.255	348	465	.748	66	314	380	414	204	2	109	216	26	1450	20.1
Martin	22	774	39	110	.355	127	155	.819	20	74	94	57	51	0	23	35	4	436	19.8
Landry (TOT)	80	2469	1	3	.333	344	427	.806	188	280	468	66	234	2	55	136	63	1343	16.8
Landry (SAC)	28	1054	1	3	.333	109	147	.741	66	116	182	26	88	1	27	50	17	504	18.0
Udrih	79	2477	75	199	.377	118	141	.837	38	181	219	372	166	0	89	136	10	1023	12.9
Thompson	75	2357	1	10	.100	198	277	.715	224	413	637	124	279	7	41	139	73	939	12.5
Casspi	77	1931	75	203	.369	117	174	.672	75	274	349	95	125	0	54	98	17	792	10.3
Hawes	72	1904	26	87	.299	73	106	.689	145	291	436	158	200	1	32	131	83	723	10.0
Greene	76	1630	69	183	.377	90	140	.643	53	181	234	71	150	2	41	93	53	647	8.5
Nocioni	75	1477	96	249	.386	71	99	.717	32	190	222	75	160	1	32	67	26	635	8.5
Garcia	25	575	23	59	.390	15	17	.882	11	55	66	45	49	0	10	21	19	202	8.1
Rodriguez*	39	517	15	42	.357	43	62	.694	15	35	50	121	46	0	29	59	3	234	6.0
Udoka	69	944	26	91	.286	42	57	.737	51	140	191	58	83	0	34	42	6	250	3.6
May	37	331	0	4	.000	21	32	.656	20	50	70	17	46	0	12	19	7	123	3.3
Brockman	52	654	0	0	---	37	62	.597	105	108	213	22	115	0	15	23	5	147	2.8
Mason*	5	66	0	0	---	3	4	.750	4	9	13	2	5	0	1	4	1	13	2.6
Temple*	5	23	0	2	.000	5	5	1.000	1	2	3	2	1	0	1	2	0	11	2.2
Armstrong*	6	56	0	0	---	2	2	1.000	5	9	14	2	5	0	2	4	4	10	1.7
Thomas*	26	313	0	0	---	7	12	.583	35	51	86	15	42	0	10	17	10	41	1.6
Dorsey*	8	52	0	0	---	4	10	.400	5	13	18	0	9	0	1	2	1	12	1.5
McGuire (TOT)	51	307	0	0	---	0	7	.000	23	56	79	11	35	0	5	17	4	38	0.7
McGuire (SAC)	10	67	0	0	---	0	2	.000	6	12	18	3	3	0	1	7	1	8	0.8
KINGS	*82*	*19880*	*482*	*1383*	*.349*	*1430*	*1969*	*.726*	*977*	*2518*	*3495*	*1679*	*1827*	*14*	*564*	*1226*	*366*	*8200*	*100.0*
OPPONENTS	*82*	*19880*	*497*	*1391*	*.357*	*1663*	*2149*	*.774*	*909*	*2538*	*3447*	*1683*	*1650*	*12*	*586*	*1120*	*468*	*8558*	*104.4*

3-Pt. FG: Sacramento Kings 482-1383 (.349); Evans 36-141 (.255); Martin 39-110 (.355); Landry 1-3 (.333) SAC, 1-3 (.333) TOT; Udrih 75-199 (.377); Thompson 1-10 (.100); Casspi 75-203 (.369); Hawes 26-87 (.299); Greene 69-183 (.377); Nocioni 96-249 (.386); Garcia 23-59 (.390); Rodriguez 15-42 (.357); Udoka 26-91 (.286); May 0-4 (.000); Temple 0-2. Opponents 497-1391 (.357).

* Did not finish season with team

Team Notes

- Paul Westphal, in his first season as head coach of the Kings, guided Sacramento to a fifth-place finish in the Pacific Division, compiling a 25-57 regular season record.
- Rookie Tyreke Evans, selected fourth overall in the 2009 NBA Draft, averaged a team-high 20.1 ppg, 5.3 rpg, a team-leading 5.8 apg, and 1.51 spg and became the first Kings player in the Sacramento era to win the NBA Rookie of the Year award.
- Sacramento ranked 10th in the NBA in rebounding (42.6 rpg), and third in offensive rebounding (11.9 orpg).
- The Kings rallied from a third-quarter 35-point deficit to defeat the Bulls, 102-98, at Chicago on December 21, 2009. It was the largest deficit to come back from and win since the Jazz overcame a 36-point deficit to beat the Nuggets on Nov. 27, 1996.

2009-10 GAME-BY-GAME

G	DATE	SCORE	W/L +/-	OPPONENT	W/L	REC	KINGS HI. SCORER/REBOUNDER	OPPONENT HI. SCORER/REBOUNDER	ATT
1	10/28	89-102	-13	@Oklahoma City	L	0-1	Martin-27/Thompson-9	Durant-25/Durant-11	18,203
2	10/30	92-97	-5	@New Orleans	L	0-2	Evans-22/Thompson-12	Paul-31/Okafor-13	17,306
3	10/31	94-113	-19	@San Antonio	L	0-3	Martin-29/Hawes-10	Parker-24/Blair,Duncan-10	16,966
4	11/2	127-116*	+11	Memphis	W	1-3	Martin-48/Hawes-11	Randolph-30/Gasol,Rndlph-16	17,317
5	11/4	105-113	-8	Atlanta	L	1-4	Martin-29/Thompson-12	Crawford,Jhnsn-26/Hfrd,Jhnsn-8	11,751
6	11/7	104-99	+5	@Utah	W	2-4	Evans-32/Thompson-11	Williams-29/Boozer-17	18,825
7	11/8	120-107	+13	Golden State	W	3-4	Evans-23/Casspi,Thompson-10	Jackson-21/Azubuike-7	10,760
8	11/10	101-98	+3	Oklahoma City	W	4-4	Thompson-21/Thompson-14	Durant-37/Krstic-8	10,523
9	11/13	109-100	+9	Houston	W	5-4	Thompson-27/Thompson-11	Ariza-28/Scola-9	11,762
10	11/17	87-101	-14	Chicago	L	5-5	Greene-24/Thompson-9	Salmons-23/Noah-14	12,634
11	11/20	102-104	-2	@Dallas	L	5-6	Evans-29/Thompson-8	Nowitzki,Terry-20/Gooden-16	19,871
12	11/21	106-113	-7	@Houston	L	5-7	Hawes-24/Hawes,Nocioni-9	Scola-22/Scola-12	16,202
13	11/23	105-116	-9	@Memphis	L	5-8	Evans-28/Thompson-10	Gay-24/Gay-8	10,109
14	11/25	111-97	+14	New York	W	6-8	Greene-24/Evans-11	Lee,Robinson-25/Lee-12	11,375
15	11/27	109-96	+13	New Jersey	W	7-8	Evans,Udrih-21/Hawes-10	Harris-25/Lopez-11	12,725
16	11/29	112-96	+16	New Orleans	W	8-8	Rodriguez-24/Thompson-14	West-24/Okafor,Brown-9	11,548
17	12/2	110-105	+5	Indiana	W	9-8	Evans-26/Hawes-7	Granger-33/Foster-18	10,021
18	12/5	107-115	-8	@Phoenix	L	9-9	Evans-21/Thomas-18	Nash-32/Stoudemire-21	17,747
19	12/6	102-115	-13	Miami	L	9-10	Evans-30/Thompson-8	Wade-34/Haslem-6	13,186
20	12/8	94-96	-2	@New Orleans	L	9-11	Evans-25/Thompson-9	West-24/Okafor,West-12	13,140
21	12/9	106-118	-12	@San Antonio	L	9-12	Casspi-20/Thompson-9	Jefferson-23/McDyess-9	17,353
22	12/12	120-100	+20	Minnesota	W	10-12	Thompson-23/Thompson-12	Jefferson-26/Love-12	11,333
23	12/15	88-95	-7	@Portland	L	10-13	Evans-19/Thompson-9	Roy,Aldridge-25/Przybilla-10	20,588
24	12/16	112-109	+3	Washington	W	11-13	Evans-26/Thompson-13	Arenas-33/Haywood-14	16,579
25	12/18	96-112	-16	@Minnesota	L	11-14	Casspi-21/Thompson-9	Love,Brewer-20/Love-16	13,144
26	12/19	96-95	+1	@Milwaukee	W	12-14	Evans-24/Thompson-10	Delfino-17/Bogut-13	13,745
27	12/21	102-98	+4	@Chicago	W	13-14	Evans-23/Evans-8	Deng-26/Noah-10	19,631
28	12/23	104-117*	-13	Cleveland	L	13-15	Evans-28/Hawes-12	James-34/James-16	16,407
29	12/26	103-112**	-9	LA Lakers	L	13-16	Udrih-23/Casspi-10	Bryant-38/Odom-15	17,345
30	12/28	106-101	+5	Denver	W	14-16	Nocioni-21/Thompson-11	Anthony-34/Martin-12	14,548
31	12/30	106-116	-10	Philadelphia	L	14-17	Casspi,Greene-21/Thompson-11	Wilms-22/Dmbrt,Igdla,Young-7	13,156
32	1/1	108-109	-1	@LA Lakers	L	14-18	Hawes-30/Hawes-11	Bryant-39/Gasol-16	18,997
33	1/2	91-99	-8	Dallas	L	14-19	Casspi-22/Casspi-11	Nowitzki-25/Gooden-10	14,294
34	1/5	109-113	-4	Phoenix	L	14-20	Evans-27/Evans-11	Nash-30/Richardson-9	13,630
35	1/8	101-108	-7	@Golden State	L	14-21	Evans-25/Udoka-14	Ellis-39/Biedrins-9	18,327
36	1/9	102-100	+2	Denver	W	15-21	Evans-27/Brockman-12	Billups-27/Martin-10	14,411
37	1/12	88-109	-21	Orlando	L	15-22	Evans-18/Casspi-11	Howard-30/Howard-16	14,426
38	1/15	86-98	-12	@Philadelphia	L	15-23	Martin,Thompson-19/Thmpsn-16	Young-20/Dalembert-12	16,767
39	1/16	86-96	-10	@Washington	L	15-24	Martin-23/Hawes-7	Butler-19/Haywood-10	17,242
40	1/18	103-105	-2	@Charlotte	L	15-25	Evans-34/Brockman-14	Wallace-28/Felton-9	13,678
41	1/20	97-108	-11	@Atlanta	L	15-26	Evans-24/Casspi-8	Crawford-20/Smith-9	14,809
42	1/22	84-100	-16	@Orlando	L	15-27	Evans-19/Thompson-10	Howard-19/Howard-15	17,461
43	1/23	84-115	-31	@Miami	L	15-28	Evans-15/Hawes,Thompson-7	Wade-27/Beasley-13	18,521
44	1/26	99-96	+3	Golden State	W	16-28	Udrih-24/Hawes-13	Curry-27/Maggette-12	14,522
45	1/29	94-101	-7	@Utah	L	16-29	Martin-33/Hawes-9	Millsap-32/Millsap-14	19,480
46	1/30	96-103	-7	Charlotte	L	16-30	Martin-31/Thompson-16	Wallace-38/Wallace-11	14,186
47	2/1	109-112*	-3	@Denver	L	16-31	Hawes-23/Brockman-11	Martin-24/Martin-12	15,544
48	2/3	113-115	-2	San Antonio	L	16-32	Evans-32/Evans-7	Hill-23/Duncan-13	12,934
49	2/5	102-114	-12	Phoenix	L	16-33	Greene-31/Casspi-8	Stoudemire-30/Stoudemire-9	14,922
50	2/7	104-115	-11	@Toronto	L	16-34	Martin-24/Hawes-11	Bosh-36/Bosh-11	18,007
51	2/9	118-114*	+4	@New York	W	17-34	Evans-27/Thompson-11	Chandler-35/Lee,Jeffries-10	19,531
52	2/10	103-97	+6	@Detroit	W	18-34	Martin-26/Hawes-11	Prince-23/Wallace-13	14,152
53	2/16	92-95	-3	Boston	L	18-35	Casspi-19/Evans,Thompson-11	Pierce,Wallace-17/Garnett-9	14,439
54	2/17	98-130	-32	@Golden State	L	18-36	Evans,Thompson-17/Thmpsn-15	Watson-40/Tolliver-8	17,023
55	2/20	89-99	-10	@LA Clippers	L	18-37	Evans-21/Landry-8	Gordon-30/Kaman-16	17,903
56	2/21	88-104	-16	@Phoenix	L	18-38	Landry-18/Thompson-9	Richardson-26/Stoudemire-14	17,369
57	2/23	89-101	-12	Detroit	L	18-39	Evans-28/Thompson-8	Hamilton-30Stuckey-8	11,557
58	2/26	103-99	+4	Utah	W	19-39	Udrih-25/Hawes-12	Boozer-26/Okur-11	12,938
59	2/28	97-92	+5	LA Clippers	W	20-39	Evans-22/Hawes-9	Kaman-18/Kaman-11	13,071
60	3/2	107-113	-6	@Oklahoma City	L	20-40	Evans-27/Landry-7	Durant-39/Durant-10	17,677
61	3/3	84-81	+3	@Houston	W	21-40	Landry-22/Hawes,Landry-10	Brooks-22/Scola-18	15,651
62	3/5	100-108	-8	@Dallas	L	21-41	Landry-21/Hawes-9	Nowitzki-31/Nowitzki-12	19,954
63	3/7	102-108	-6	Oklahoma City	L	21-42	Evans-24/Landry,Thompson-8	Durant-27/Krstic-10	12,081
64	3/9	81-88	-7	@Portland	L	21-43	Evans-18/Hawes-9	Roy-19/Camby,Roy,Howard-8	20,587
65	3/10	113-90	+23	Toronto	W	22-43	Udrih-24/Evans-10	Bargnani-20/Turkoglu-7	13,412
66	3/12	94-110	-16	Portland	L	22-44	Landry-18/Evans-10	Roy-28/Camby-7	12,110
67	3/14	114-100	+14	Minnesota	W	23-44	Evans-29/Evans-9	Jefferson-22/Jefferson-10	10,736
68	3/16	99-106	-7	LA Lakers	L	23-45	Evans-25/Evans-11	Bryant-30/Bynum,Gasol-12	17,361
69	3/19	108-114**	-6	Milwaukee	L	23-46	Udrih-26/Udoka-13	Jennings-35/Bogut-11	12,098
70	3/21	102-89	+13	@LA Clippers	W	24-46	Landry-24/Hawes-10	Gordon-23/Kaman-9	17,233
71	3/22	85-102	-17	Memphis	L	24-47	Landry-23/Udrih-7	Randolph-25/Randolph-12	11,497
72	3/24	79-93	-14	@New Jersey	L	24-48	Udrih-19/Thompson-11	Lopez-26/Lopez-13	10,068
73	3/26	86-94	-8	@Boston	L	24-49	Landry-30/Greene-9	Pierce-22/Garnett-13	18,624
74	3/28	90-97	-7	@Cleveland	L	24-50	Nocioni-21/Thompson-14	James-34/Jmaison-9	20,562
75	3/30	95-102	-7	@Indiana	L	24-51	Udrih,Thompson-18/Thompson-11	Granger-33/Murphy-13	13,339
76	3/31	99-108	-9	@Minnesota	L	24-52	Landry-22/Evans,Landry,Thmpsn-7	Jefferson,Brewer-19/Jffrn-12	15,582
77	4/3	87-98	-11	Portland	L	24-53	Udrih-22/Landry-9	Roy-24/Camby-15	12,875
78	4/6	86-95	-9	San Antonio	L	24-54	Evans-22/Evans-9	Jefferson-18/McDyess-11	11,732
79	4/8	116-94	+22	LA Clippers	W	25-54	Evans-28/Thompson-15	Kaman-23/Jordan-10	11,418
80	4/10	108-126	-18	Dallas	L	25-55	Landry-30/Evans-8	Nowitzki-39/Kidd-10	15,247
81	4/12	107-117	-10	Houston	L	25-56	Evans-24/Thompson-10	Martin-39/Hayes,Jeffries-7	14,549
82	4/13	100-106	-6	@LA Lakers	L	25-57	Udrih-21/Thompson-16	Gasol-28/Odom-10	18,997

* overtime

2010-11 SACRAMENTO KINGS



Front row — from left to right, Head Coach Paul Westphal, Francisco Garcia, Omri Casspi, DeMarcus Cousins, Samuel Dalembert, Jason Thompson, Donté Greene, President Geoff Petrie. Middle row — from left to right, Assistant Coach Truck Robinson, Assistant Coach Mario Elie, Assistant Coach Otis Hughley, Assistant Coach Jim Eyen, Pooh Jeter, Beno Udrih, Tyreke Evans, Marcus Thornton, Assistant Coach Pete Carril, Director of Player Personnel Jerry Reynolds, Video Coordinator Todd Purves, Advance Scout Bubba Burrage, Vice President of Basketball Operations and General Manager Wayne Cooper. Back row — from left to right, Equipment Manager Rob Pimental, Strength & Conditioning Coach Daniel Shapiro, Darnell Jackson, Hassan Whiteside, Jermaine Taylor, Athletic Trainer Pete Youngman, Assistant Trainer Manny Romero.

Final Statistics

Player	G	Min.	FGM	FGA	Pct.	FTM	FTA	Pct.	Off.	Def.	Tot.	Ast.	PF	DQ	Stl.	TO	Blk.	Pts.	Avg.
Tyreke Evans	57	2107	382	933	.409	205	266	.771	46	229	275	319	143	1	85	184	30	1012	17.8
DeMarcus Cousins	81	2310	432	1004	.430	276	402	.687	217	482	699	204	332	10	85	268	68	1143	14.1
Beno Udrih	79	2734	412	824	.500	197	228	.864	41	224	265	386	181	2	94	141	9	1086	13.7
Marcus Thornton (TOT)	73	1776	350	807	.434	145	184	.788	61	197	258	135	110	0	64	93	9	933	12.8
Marcus Thornton (SAC)	27	1030	213	473	.450	95	118	.805	36	91	127	92	60	0	45	56	5	574	21.3
Carl Landry*	53	1406	238	484	.492	155	215	.721	127	126	253	50	125	0	30	82	20	631	11.9
Francisco Garcia	58	1386	207	475	.436	65	76	.855	24	109	133	71	126	0	51	45	49	560	9.7
Jason Thompson	75	1748	271	534	.507	121	200	.605	144	310	454	88	212	1	28	99	44	663	8.8
Omri Casspi	71	1702	225	546	.412	68	101	.673	74	233	307	74	115	0	54	68	13	610	8.6
Samuel Dalembert	80	1938	268	567	.473	108	148	.730	212	445	657	67	225	2	36	132	116	644	8.1
Jermaine Taylor (TOT)	34	482	94	196	.480	21	28	.750	26	36	62	32	39	0	14	46	5	223	6.6
Jermaine Taylor (SAC)	26	406	78	164	.476	16	22	.727	25	28	53	30	35	0	12	40	3	184	7.1
Donté Greene	69	1127	156	386	.404	43	65	.662	49	98	147	48	88	0	36	60	20	400	5.8
Luther Head*	36	586	68	164	.415	39	50	.780	16	44	60	70	43	0	10	32	9	200	5.6
Marquis Daniels (TOT)	49	938	114	232	.491	39	57	.684	24	89	113	64	63	0	39	38	22	271	5.5
Pooh Jeter	62	858	106	259	.409	37	41	.902	9	61	70	162	54	0	29	51	2	255	4.1
Darnell Jackson	59	486	77	158	.487	30	49	.612	49	45	94	14	61	0	12	23	3	187	3.2
Antoine Wright*	7	31	1	8	.125	0	0	---	2	1	3	0	3	0	1	1	0	2	0.3
Hassan Whiteside	1	2	0	0	---	0	0	---	0	0	0	0	2	0	0	0	0	0	0.0
KINGS	*82*	*19855*	*3134*	*6979*	*.449*	*1455*	*1981*	*.734*	*1071*	*2526*	*3597*	*1675*	*1805*	*16*	*608*	*1324*	*391*	*8151*	*99.4*
OPPONENTS	*82*	*19855*	*3260*	*6826*	*.478*	*1589*	*2085*	*.762*	*868*	*2508*	*3376*	*1779*	*1723*	*9*	*666*	*1204*	*464*	*8589*	*104.7*

3-Pt. FG: Sacramento Kings 428-1277 (.335); Casspi 92-247 (.372); Garcia 81-224 (.362); Udrih 65-182 (.357); Thornton 53-147 (.361) SAC, 88-240 (.367) TOT; Greene 45-154 (.292); Evans 43-148 (.291); Head 25-64 (.391); Taylor 12-40 (.300) SAC, 14-45 (.311); Jeter 6-30 (.200); Jackson 3-11 (.273); Cousins 3-18 (.167); Dalembert 0-4; Landry 0-3; Thompson 0-3; Dalembert 0-2. Opponents 480-1353 (.355).

* Did not finish season with team

Team Notes

- Kings finished fourth in the Pacific Division, compiling a 24-58 regular season record. For the first time in the Sacramento era and since the 1968-69 season the Kings finished with more wins on the road (13) than at home (11).
- Sacramento was ranked second in offensive rebounds per game (13.1 rpg) and fourth in rebounding overall (43.9 rpg).
- Rookie forward-center DeMarcus Cousins set a new Sacramento-era rookie record for most rebounds in a season (699), surpassing Lionel Simmons' mark of 697, set in 1990-91.
- Marcus Thornton, acquired along with cash considerations from New Orleans in exchange for forward Carl Landry on February 23, averaged 21.3 points (.450 FG%, .361 3pt%, .805 FT%), 4.7 rebounds, 3.4 assists, and 1.67 steals per game in 27 games with the Kings. Thornton scored a career-high 42 points in a March 14th win over the Warriors.

2010-11 GAME-BY-GAME

G	DATE	SCORE	W/L +/-	OPPONENT	W/L	REC	KINGS HI. SCORER/REBOUNDER	OPPONENT HI. SCORER/REBOUNDER	ATT
1	10/27	117-116	+1	@Minnesota	W	1-0	Garcia, Landry-22/Landry-11	Ridnour-20/Love-10	17,067
2	10/29	100-106	-6	@New Jersey	L	1-1	Garcia, Evans-18/Jackson-6	Lopez-29/Humphries-8	13,482
3	10/30	107-104	+3	@Cleveland	W	2-1	Evans-21/Cousins-10	Sessions-21/Varejao-9	20,562
4	11/1	111-108	+3	Toronto	W	3-1	Evans-23/Dalembert-14	Bargnani-28/Evans-19	17,317
5	11/3	100-112	-12	L.A. Lakers	L	3-2	Evans-21/Dalembert, Thompson-10	Bryant-30/Gasol-11	16,113
6	11/6	91-100	-9	Memphis	L	3-3	Evans-30/Dalembert-12	Gay-32/Randolph-11	14,085
7	11/10	89-98	-8	Minnesota	L	3-4	Casspi-17/Dalembert-9	Beasley-42/Beasley, Love-9	12,433
8	11/12	89-103	-14	@Phoenix	L	3-5	Landry-20/Landry-11	Nash-28/Richardson-8	18,029
9	11/14	94-100	-6	Detroit	L	3-6	Evans-20/Landry, Cousins-8	Stuckey-17/Wallace-10	12,377
10	11/17	106-113	-7	New York	L	3-7	Evans-23/Cousins-10	Gallinari, Stoude.-27/Stoude.-10	12,817
11	11/19	86-81	+5	New Jersey	W	4-7	Evans-20/Cousins-10	Humphries-18/Lopez,Hump.-10	11,766
12	11/21	71-75	-4	New Orleans	L	4-8	Greene-15/Dalembert, Greene-10	West-17/Okafor-12	12,003
13	11/22	83-94	-11	@Utah	L	4-9	Cousins-18/Dalembert, Cousins-9	Miles-20/Millsap-9	18,698
14	11/25	82-100	-18	@L.A. Clippers	L	4-10	Landry-18/Landry, Cousins-6	Gordon-28/Griffin-15	11,504
15	11/27	85-96	-11	Chicago	L	4-11	Thompson-18/Thompson-9	Rose-30/Brewer-10	13,504
16	11/30	98-107	-9	Indiana	L	4-12	Udrih-24/Dalembert-12	Granger-37/Hibbert-8	10,927
17	12/3	80-113	-33	@L.A. Lakers	L	4-13	Thompson-19/Thompson-10	Bryant-22/Odom-7	18,997
18	12/4	103-105	-2	Dallas	L	4-14	Evans-25/Cousins-11	Nowitzki-25/Marion-8	12,900
19	12/6	91-98	-7	@L.A. Clippers	L	4-15	Casspi-21/Dalembert-11	Gordon-29/Griffin-11	14,964
20	12/8	116-91	+25	Washington	W	5-15	Udrih-23/Thompson-14	Thornton-20/McGee-9	12,308
21	12/11	83-104	-21	Miami	L	5-16	Casspi-20/Dalembert-11	Wade-36/Bosh-17	16,396
22	12/14	105-118	-13	@Houston	L	5-17	Cousins, Landry-17/Thompson-10	Scola-23/Scola-10	13,414
23	12/15	91-94	-3	@New Orleans	L	5-18	Evans-22/Cousins-7	Paul-22/Okafor, West-9	13,325
24	12/17	87-102	-15	@Oklahoma City	L	5-19	Evans-22/Cousins-16	Durant-24/Ibaka-10	18,203
25	12/19	93-102	-9	Houston	L	5-20	Cousins-19/Cousins-8	Martin-22/Hayes-11	13,599
26	12/21	109-117*	-8	Golden State	L	5-21	Udrih-34/Cousins-13	Ellis-36/Lee-12	13,740
27	12/23	79-84	-5	Milwaukee	L	5-22	Udrih-17/Dalembert, Landry-12	Boykins-19/Bogut-13	12,360
28	12/27	99-100	-1	L.A. Clippers	L	5-23	Evans-32/Dalembert, Cousins-8	Gordon-31/Griffin-14	14,590
29	12/29	100-98	+2	Memphis	W	6-23	Udrih-24/Cousins-16	Randolph-35/Randolph-17	12,636
30	1/1	86-104	-18	@Denver	L	6-24	Thompson-17/Cousins-8	Billups-22/Nene-14	17,466
31	1/2	94-89	+5	Phoenix	W	7-24	Cousins-28/Landry-12	Nash-20/Hill, Gortat-6	12,500
32	1/4	102-108	-6	Atlanta	L	7-25	Evans-29/Casspi-11	Ja. Crawford-31/Smith-11	11,472
33	1/6	122-102	+20	Denver	W	8-25	Evans-27/Casspi, Cousins-6	Anthony-26/Nene-8	13,184
34	1/9	112-118	-6	@Toronto	L	8-26	Udrih-25/Thompson-11	Bargnani-30/Johnson-9	17,206
35	1/11	133-136*	-3	@Washington	L	8-27	Garcia, Udrih-26/Casspi, Cousins-8	Young-43/Blatche-13	16,226
36	1/12	95-119	-24	@Boston	L	8-28	Landry-17/Thompson-9	Pierce-25/Erden-9	18,624
37	1/14	93-83	+10	@New York	W	9-28	Udrih-29/Cousins-10	Stoudemire-25/Stoudemire-13	19,763
38	1/15	106-110	-4	@Detroit	L	9-29	Evans-25/Cousins-8	Prince-21/Monroe-7	18,784
39	1/17	98-100	-2	@Atlanta	L	9-30	Cousins-20/Greene-11	Johnson-36/Smith-10	14,820
40	1/19	90-94*	-4	Portland	L	9-31	Udrih-20/Dalembert-12	Batum-24/Przybilla-11	12,722
41	1/21	112-119*	-7	@Golden State	L	9-32	Evans-35/Thompson-12	Curry-34/Wright-12	18,428
42	1/24	96-81	+15	@Portland	W	10-32	Evans-26/Landry, Cousins-8	Matthews-21/Batum-9	20,488
43	1/25	89-94	-5	Charlotte	L	10-33	Eva.,Land.-19/Eva.,Casspi,Thom.-8	Jackson-21/K. Brown-18	13,984
44	1/28	100-95	+5	@L.A. Lakers	W	11-33	Cousins-27/Landry, Cousins-10	Bryant-38/Gasol-11	18,997
45	1/29	102-96	+6	New Orleans	W	12-33	Cousins-25/Cousins-12	West-21/West-7	14,534
46	2/1	90-95	-5	Boston	L	12-34	Evans,Cousins-20/Dalem.,Casspi-7	Allen-22/Perkins-10	16,482
47	2/4	100-113	-13	San Antonio	L	12-35	Evans-25/Cousins-10	Parker-25/Blair-12	15,772
48	2/7	104-107	-3	Utah	L	12-36	Cousins-25/Cousins-14	Jefferson-23/Kirilenko-8	11,509
49	2/9	100-102	-2	Dallas	L	12-37	Dalembert-20/Cousins-15	Terry-22/Kidd-8	12,310
50	2/12	97-99	-2	Oklahoma City	L	12-38	Evans-30/Cousins-12	Durant-35/Durant, Ibaka-6	14,987
51	2/13	113-108	+5	@Phoenix	W	13-38	Evans-21/Dalembert-15	Nash-22/Gortat-12	17,798
52	2/15	96-126	-30	@Oklahoma City	L	13-39	Cousins-21/Cousins-13	Cook-20/Ibaka-9	18,087
53	2/16	100-116	-16	@Dallas	L	13-40	Taylor-17/Cousins-12	Kidd-20/Haywood-10	20,420
54	2/22	97-117	-20	@Miami	L	13-41	Dalembert-18/Dalembert-13	James-31/Bosh-9	19,754
55	2/23	111-105	+6	@Orlando	W	14-41	Taylor-21/Dalembert-9	Howard-31/Howard-17	19,146
56	2/25	98-110	-12	@Charlotte	L	14-42	Dalembert-18/Thompson-13	Jackson-30/Brown-13	15,782
57	2/26	92-120	-28	@Memphis	L	14-43	Udrih-24/Casspi, Dalembert-8	Randolph-23/Randolph-12	16,028
58	2/28	105-99	+6	L.A. Clippers	W	15-43	Thornton-29/Dalembert-10	Griffin-27/Griffin-12	17,317
59	3/2	102-107	-5	Portland	L	15-44	Cousins-28/Cousins-11	Matthews-21/Camby-13	12,286
60	3/5	102-109*	-7	@Utah	L	15-45	Thornton-22/Cousins-18	Jefferson-27/Elson-9	19,911
61	3/7	101-123	-22	Houston	L	15-46	Cousins-20/Dalembert-12	Budinger-20/Lowry-7	12,561
62	3/9	102-106	-4	Orlando	L	15-47	Cousins-29/Dalembert-10	Nelson-26/Howard-15	12,728
63	3/11	103-108	-5	@San Antonio	L	15-48	Taylor, Casspi-16/Cousins-11	Parker-27/Duncan-10	18,712
64	3/12	103-115	-12	@New Orleans	L	15-49	Thornton-25/Cousins-11	Paul-33/West-9	15,530
65	3/14	129-119	+10	Golden State	W	16-49	Thornton-42/Dalembert-16	Thornton-23/Lee,Radmanovic-4	14,243
66	3/16	93-97	-4	Cleveland	L	16-50	Thornton-23/Cousins-16	Sessions-20/Hickson,Harang.-8	13,477
67	3/18	80-102	-22	Philadelphia	L	16-51	Cousins-19/Dalembert-13	Holiday-15/Young-10	15,373
68	3/20	127-95	+32	@Minnesota	W	17-51	Dalembert-26/Dalembert-17	Ridnour-22/Milicic-6	18,993
69	3/21	92-132	-40	@Chicago	L	17-52	Thornton-25/Cousins-8	Korver, Rose-18/Noah-9	21,873
70	3/23	97-90	+7	@Milwaukee	W	18-52	Thornton-27/Dalembert-12	Delfino-30/Bogut-9	14,122
71	3/25	110-93	+17	@Indiana	W	19-52	Cousins-18/Cousins-14	Granger-20/Hansb.,Rush,Geo.-8	13,813
72	3/27	114-111*	+3	@Philadelphia	W	20-52	Thornton-32/Dalembert-19	Holiday-28/Hawes-15	16,235
73	3/29	116-113	+3	Phoenix	W	21-52	Thornton-24/Thornton-11	Dudley, Frye-21/Gortat-11	13,774
74	3/30	90-104	-14	@Denver	L	21-53	Thornton-27/Dalem., Thompson-6	Lawson-20/Nene-15	17,955
75	4/1	90-99	-9	Denver	L	21-54	Garcia-17/Dalembert-12	Felton-17/Nene-12	15,871
76	4/3	106-97	+9	Utah	W	22-54	Evans-24/Cousins-9	Millsap-21/Jefferson-9	17,215
77	4/5	104-101	+3	@Houston	W	23-54	Dalem., Thorn.-21/Dal.,Cousins-15	Martin-30/Hayes, Scola-10	15,523
78	4/6	92-124	-32	@San Antonio	L	23-55	Evans-16/Cousins-11	Ginobili-25/Duncan-8	18,590
79	4/8	96-101	-5	@Memphis	L	23-56	Thornton-18/Dalembert-16	Randolph-27/Randolph-15	16,517
80	4/10	104-103	+1	@Golden State	W	24-56	Thornton-21/Dalembert-14	Curry-27/Lee-14	19,596
81	4/11	112-120	-8	Oklahoma City	L	24-57	Cousins-30/Dalem.,Cou.,Thorn.-9	Durant-32/Durant, Ibaka-8	15,683
82	4/13	108-116*	-8	L.A. Lakers	L	24-58	Thornton-33/Dalembert-18	Bryant-36/Gasol-13	17,641

* overtime

2011-12 SACRAMENTO KINGS



Front row — from left to right, Head Coach Keith Smart, Francisco Garcia, John Salmons, DeMarcus Cousins, Chuck Hayes, Jason Thompson, Donté Greene, President Geoff Petrie. Middle row — from left to right, Assistant Coach Alex English, Assistant Coach Bobby Jackson, Assistant Coach Jim Eyen, Director of Player Personnel Jerry Reynolds, Terrence Williams, Jimmer Fredette, Isaiah Thomas, Marcus Thornton, Tyreke Evans, Video Coordinator Joe Cook, Assistant Vice President Mike Petrie, Advance Scout Scott Wissell, Special Consultant Clifford Ray, Vice President of Basketball Operations and General Manager Wayne Cooper. Back row — from left to right, Equipment Manager Dwayne Wilson, Strength & Conditioning Coach Daniel Shapiro, Tyler Honeycutt, Hassan Whiteside, Travis Outlaw, Director of Sports Medicine Pete Youngman, Head Athletic Trainer Manny Romero.

Final Statistics

Player	G	Min.	FGM	FGA	Pct.	FTM	FTA	Pct.	Off.	Def.	Tot.	Ast.	PF	DQ	Stl.	TO	Blk.	Pts.	Avg.
Thornton	51	1780	352	803	.438	141	163	.865	84	104	188	98	111	3	71	84	12	952	18.7
Cousins	64	1950	448	999	.448	262	373	.702	265	438	703	102	257	7	93	170	75	1160	18.1
Evans	63	2162	408	900	.453	201	258	.779	64	225	289	283	136	0	84	171	29	1037	16.5
Thomas	65	1656	256	571	.448	154	185	.832	48	120	168	266	121	0	53	105	8	749	11.5
Thompson	64	1657	237	443	.535	109	181	.602	166	277	443	79	149	1	43	68	44	583	9.1
Fredette	61	1135	172	446	.386	40	48	.833	17	56	73	108	73	0	30	67	3	462	7.6
Salmons	46	1250	141	345	.409	29	45	.644	20	114	134	93	77	0	37	45	7	344	7.5
Williams (TOT)	30	550	85	198	.429	27	46	.587	13	89	102	65	35	0	20	43	7	213	7.1
Williams (SAC)	18	369	65	141	.461	21	34	.618	11	63	74	55	19	0	16	33	6	159	8.8
Greene	53	777	108	266	.406	44	55	.800	19	114	133	34	67	0	18	32	29	285	5.4
Garcia	49	798	86	229	.376	24	30	.800	11	88	99	31	73	0	36	22	37	234	4.8
Hickson*	35	644	64	173	.370	37	58	.638	67	110	177	22	44	0	18	39	17	165	4.7
Outlaw	39	500	60	175	.343	31	46	.674	19	42	61	16	34	0	19	20	21	167	4.3
Hayes	54	1039	73	170	.429	26	39	.667	72	162	234	77	111	1	36	50	17	172	3.2
Whiteside	18	109	12	27	.444	5	12	.417	16	23	39	0	12	0	3	5	15	29	1.6
Honeycutt	15	88	8	24	.333	3	5	.600	3	11	14	7	3	0	4	2	3	20	1.3
KINGS	*66*	*15915*	*2490*	*5712*	*.436*	*1127*	*1532*	*.736*	*882*	*1947*	*2829*	*1271*	*1287*	*12*	*561*	*952*	*323*	*6518*	*98.8*
OPPONENTS	*66*	*15915*	*2668*	*5609*	*.476*	*1118*	*1468*	*.762*	*815*	*2154*	*2969*	*1571*	*1313*	*8*	*518*	*1014*	*423*	*6893*	*104.4*

3-Pt. FG: Sacramento Kings 411-1301 (.316); Thomas 83-219 (.379); Fredette 78-216 (.361); Thornton 107-310 (.345); Honeycutt 1-3 (.333); Williams 8-27 (.296), 16-46 (.348) TOT; Salmons 33-112 (.295); Garcia 38-131 (.290); Outlaw 16-60 (.267); Greene 25-105 (.238); Evans 20-99 (.202); Cousins 2-14 (.143); Thompson 0-2; Hayes 0-2; Hickson 0-1. Opponents 439-1236 (.355)

* Did not finish season with team

Team Notes

- Kings finished fourth in the Pacific Division, compiling a 22-44 regular season record. Keith Smart was named head coach on January 5, 2012, replacing Paul Westphal after the first seven games of the lockout-shortened season. Sacramento posted a 16-17 home record, surpassing the 11-win home total in 2010-11.

- The Kings ranked second in the NBA in offensive rebounding (13.4 orpg), fifth in steals (8.50 spg), sixth in scoring (98.8 ppg), and 10th in rebounding (42.9 rpg). It marked the third straight season in which the Kings finished in the top 3 in offensive rebounding and top 10 in rebounding.

- Rookie Isaiah Thomas was named to the 2011-12 NBA All-Rookie Second Team. Thomas was named back-to-back Western Conference Rookie of the Month in February and March, becoming only the fourth Kings rookie in the Sacramento era to win the award.

- Marcus Thornton led the Kings in scoring (18.7 ppg), three-pointers made (107) and attempted (310), and free throw percentage (.865).

- DeMarcus Cousins ranked first in the NBA in offensive rebounding (4.1 orpg and 265 total offensive rebounds) and charges taken (47). His 11.0 rpg was tied with Kris Humphries for fourth in the NBA. Cousins recorded a team-high 36 double-doubles, sixth highest in the league.

2011-12 GAME-BY-GAME

G	DATE	SCORE	W/L +/-	OPPONENT	W/L	REC	KINGS HI. SCORER/REBOUNDER	OPPONENT HI. SCORER/REBOUNDER	ATT
1	12/26	100-91	+9	L.A. Lakers	W	1-0	Thornton-27/Cousins-11	Bryant-29/Gasol-9	17,317
2	12/27	79-101	-22	@ Portland	L	1-1	Cousins-16/Hayes,Cousins-11	Wallace-25/Camby-9	20,350
3	12/29	98-108	-10	Chicago	L	1-2	Thornton-20/Cousins-12	Rose-19/Boozer-15	17,317
4	12/31	92-114	-22	New York	L	1-3	Thornton-14/Hayes-13	Anthony-23/Harrelson-12	16,175
5	1/1	96-80	+16	New Orleans	W	2-3	Evans-27/Hayes-10	Ariza-17/Kaman-15	13,628
6	1/3	96-113	-17	@ Memphis	L	2-4	Fredette-17/Hickson-10	Gay-23/Gasol-15	12,391
7	1/4	83-110	-27	@ Denver	L	2-5	Cousins-26/Evans,Hayes,Thmpn-5	Harrington-15/Koufos-11	14,562
8	1/5	103-100	+3	Milwaukee	W	3-5	Thornton-27/Cousins-15	Jennings-31/Gooden-9	11,813
9	1/8	97-104	-7	Orlando	L	3-6	Evans-28/Hickson-11	J.Richardson-22/Anderson-11	14,150
10	1/10	85-112	-27	@ Philadelphia	L	3-7	Cousins-17/Cousins-10	Brand-21/Brand,Turner-10	10,255
11	1/11	98-91	+7	@ Toronto	W	4-7	Evans-29/Cousins-19	Barbosa-24/Bargnani-10	14,323
12	1/13	89-103	-14	@ Houston	L	4-8	Evans-27/Greene-8	Lowry-25/Dalembert-16	12,870
13	1/14	60-99	-39	@ Dallas	L	4-9	Thornton-14/Cousins-10	Terry-21/Marion-8	20,313
14	1/16	86-99	-13	@ Minnesota	L	4-10	Garcia,Thmpsn,Thrntn-12/Evans-8	Love-33/Love-11	16,159
15	1/18	92-88	+4	Indiana	W	5-10	Thornton-17/Cousins-19	Collison,Granger-16/George-9	14,170
16	1/20	88-86	+2	@ San Antonio	W	6-10	Evans-23/Cousins-13	Parker-24/Duncan-10	18,581
17	1/21	95-128	-33	@ Memphis	L	6-11	Greene-21/Cousins-11	Gay-23/Speights-15	16,562
18	1/23	89-101	-12	@ Portland	L	6-12	Cousins-18/Cousins-13	Crawford-26/Aldridge-16	20,363
19	1/25	93-122	-29	Denver	L	6-13	Fredette-19/Cousins-15	Gallinari-23/Miller-10	12,097
20	1/28	93-96	-3	@ Utah	L	6-14	Evans-31/Cousins-9	Hayward-21/Millsap-14	19,911
21	1/31	90-93	-3	@ Golden State	L	6-15	Evans-22/Cousins-14	Rush-20/Rush-6	17,753
22	2/2	95-92	+3	Portland	W	7-15	Thornton-20/Thompson-12	Aldridge-28/Aldridge-14	11,740
23	2/4	114-106*	+8	Golden State	W	8-15	Thornton-28/Cousins-20	D.Wright-24/Bdrns,Lee,McGre-5	16,411
24	2/6	100-92	+8	@ New Orleans	W	9-15	Cousins-28/Cousins-19	Vasquez-20/Kaman-12	13,222
25	2/7	84-86	-2	@ Minnesota	L	9-16	Thornton-22/Cousins,Hickson-11	Pekovic-23/Beasley-14	14,073
26	2/9	106-101	+5	Oklahoma City	W	10-16	Evans-22/Thompson-10	Westbrook-33/Ibaka-9	17,317
27	2/11	84-98	-14	Phoenix	L	10-17	Cousins-26/Cousins-9	Dudley-20/Dudley-10	16,964
28	2/14	115-121	-6	@ Chicago	L	10-18	Cousins-28/Cousins-17	Deng-23/Noah-11	21,936
29	2/15	85-100	-15	@ New York	L	10-19	Evans-19/Hickson-6	Fields-15/Fields-10	19,763
30	2/17	108-114	-6	@ Detroit	L	10-20	Cousins-26/Cousins-15	Stuckey-36/Prince-10	14,686
31	2/19	92-93	-1	@ Cleveland	L	10-21	Thomas-23/Thornton-10	Irving-23/Casspi,Thompson-12	16,812
32	2/21	108-120	-12	@ Miami	L	10-22	Thomas-24/Thompson-10	Wade-30/Bosh-10	20,068
33	2/22	115-107	+8	@ Washington	W	11-22	Evans,Thornton-22/Cousins-16	Crawford-32/McGee-10	17,085
34	2/28	103-96	+7	Utah	W	12-22	Cousins-22/Cousins-18	Harris-18/Favors-11	13,896
35	3/1	100-108	-8	L.A. Clippers	L	12-23	Cousins-23/Cousins-10	Paul-22/Griffin-9	15,512
36	3/2	107-115	-8	@ L.A Lakers	L	12-24	Garcia-18/Cousins-13	Bryant-38/Bynum-15	18,997
37	3/4	88-96	-8	@ Phoenix	L	12-25	Thornton-21/Cousins-14	Nash-19/Gortat-17	15,026
38	3/5	116-119*	-3	@ Denver	L	12-26	Evans,Thornton-27/Thompson-8	Afflalo-32/Faried-12	14,823
39	3/7	99-98	+1	New Orleans	W	13-26	Thornton-25/Thompson-8	Jack-25/Kaman-11	13,487
40	3/9	110-97	+13	Dallas	W	14-26	Evans,Thornton-17/Evans-9	Terry-23/Nowitzki-9	16,857
41	3/11	99-106	-7	Atlanta	L	14-27	Cousins-28/Cousins-12	Smith-28/Pachulia-13	13,976
42	3/13	89-115	-16	Golden State	L	14-28	Cousins-19/Cousins-12	Lee,Robnsn,Rush-17/Wright-10	12,011
43	3/14	112-124	-12	Detroit	L	14-29	Evans-23/Thompson-15	Stuckey-35/Monroe-11	12,173
44	3/16	120-95	+25	Boston	W	15-29	Thornton-36/Thompson-15	Allen-26/Garnett-9	17,317
45	3/18	115-99	+16	Minnesota	W	16-29	Thornton-24/Thompson-10	Love-21/Love-11	15,616
46	3/20	119-110	+9	Memphis	W	17-29	Thornton-31/Thompson-13	Gay-23/Gasol-10	11,105
47	3/22	102-103	-1	Utah	L	17-30	Evans-25/Cousins-18	Jefferson-26/Favors-10	11,646
48	3/24	108-111	-3	@ Golden State	L	17-31	Cousins-28/Cousins-18	Thompson-31/Lee-14	19,596
49	3/26	106-113*	-7	@ Houston	L	17-32	Cousins-38/Cousins-14	Patterson-24/Scola-14	13,572
50	3/28	112-117	-5	San Antonio	L	17-33	Thomas-28/Cousins-11	Ginobili-20/Leonard-9	13,119
51	3/30	104-103	+1	@ Utah	W	18-33	Cousins-27/Cousins-14	Jefferson-27/Jefferson-16	19,911
52	3/31	99-111	-12	New Jersey	L	18-34	Evans-23/Thompson-10	Morrow-24/Humphries-12	14,370
53	4/2	116-108	+8	Minnesota	W	19-34	Evans-24/Williams-12	Love-23/Love-7	12,279
54	4/3	100-109	-9	Phoenix	L	19-35	Cousins-41/Cousins-12	Gortat-20/Gortat-10	12,462
55	4/5	85-93	-8	L.A. Clippers	L	19-36	Thomas-17/Thompson-16	Foye-20/Griffin-9	14,411
56	4/7	94-109	-15	@ L.A. Clippers	L	19-37	Cousins-15/Cousins-20	Griffin-27/Griffin-14	19,060
57	4/8	87-104	-17	Houston	L	19-38	Williams-21/Whiteside-10	Lee-25/Patteron,Dalembert-10	13,299
58	4/10	100-110	-10	@ Dallas	L	19-39	Cousins-25/Cousins-18	Beaubois,Nwtzki-15/Marion-14	20,241
59	4/11	96-105	-9	@ New Orelans	L	19-40	Thornton-25/Thompson-7	Smith-22/Kaman-10	16,906
60	4/13	89-115	-26	@ Oklahoma City	L	19-41	Thomas-21/Cousins-12	Durant-29/Perkins-11	18,203
61	4/15	104-103	+1	Portland	W	20-41	Cousins-23/Cousins,Hayes-7	Matthews-31/Hickson-13	16,012
62	4/18	102-127	-25	San Antonio	L	20-42	Thomas-21/Cousins-9	Neal,Splitter-17/Splitter-7	16,954
63	4/20	92-103	-11	Oklahoma City	L	20-43	Cousins-18/Cousins-9	Durant-29/Durant-14	16,882
64	4/22	114-88	+26	@ Charlotte	W	21-43	Cousins-29/Thompson-11	Brown,Mullens,Wlkr-13/Mllns-8	11,317
65	4/24	110-118	-8	@ Oklahoma City	L	21-44	Cousins-32/Cousins,Outlaw-7	Durant-32/Durant-9	18,203
66	4/26	113-96	+17	L.A. Lakers	W	22-44	Cousins-23/Cousins-19	McRoberts-16/McRoberts-9	16,281

* overtime

2012-13 SACRAMENTO KINGS

Front row — from left to right, Head Coach Keith Smart, John Salmons, Marcus Thornton, DeMarcus Cousins, Chuck Hayes, Jason Thompson, Patrick Patterson, President of Basketball Operations Geoff Petrie. Middle row — from left to right, Assistant Coach Alex English, Director of Player Development Fat Lever, Assistant Coach Bobby Jackson, Assistant Coach Jim Eyen, Director of Player Personnel Jerry Reynolds, Toney Douglas, Jimmer Fredette, Isaiah Thomas, Tyreke Evans, Advance Scout Scott Wissell, Special Assistant Ross McMains, Assistant Coach Clifford Ray, Vice President and General Manager of Basketball Operations Wayne Cooper. Back row — from left to right, Equipment Manager Dwayne Wilson, Strength & Conditioning Coach Daniel Shapiro, James Johnson, Cole Aldrich, Travis Outlaw, Director of Sports Medicine Pete Youngman, Assistant Equipment Manager Miguel Lopez, Head Athletic Trainer Manny Romero.

			FIELD GOALS			3-POINT FG			FREE THROWS			REBOUNDS				MISCELLANEOUS					SCORING	
PLAYER .....G	GS	MIN	FG	FGA	PCT	FG	FGA	PCT	FT	FTA	PCT	OFF	DEF	TOT	AST	PF	DQ	STL	TO	BLK	PTS	AVG
Cousins.....75	74	2289	482	1036	.465	4	22	.182	312	423	.738	222	524	746	199	269	4	108	225	55	1280	17.1
Evans.....65	61	2016	366	765	.478	45	133	.338	210	271	.775	56	231	287	229	133	0	90	128	27	987	15.2
Thomas.....79	62	2122	366	832	.440	115	321	.358	253	287	.882	29	132	161	316	167	0	67	140	3	1100	13.9
Thornton.....72	8	1726	332	774	.429	141	379	.372	111	126	.881	50	131	181	91	105	0	61	68	4	916	12.7
Thompson.....82	81	2285	374	745	.502	0	3	.000	143	206	.694	172	377	549	84	227	1	48	101	61	891	10.9
Patterson (TOT) 71	41	1775	319	623	.512	51	132	.386	48	63	.762	113	224	337	81	138	0	31	61	40	737	10.4
Patterson (SAC) 24	3	556	83	168	.494	16	36	.444	11	14	.786	40	76	116	30	48	0	13	19	13	193	8.0
Salmons.....76	72	2278	244	612	.399	99	267	.371	85	110	.773	33	174	207	226	143	1	51	85	25	672	8.8
Brooks 46	20	959	139	303	.459	48	127	.378	40	52	.769	12	66	78	108	89	2	29	63	7	366	8.0
Douglas (TOT).....71	0	1288	188	466	.403	82	216	.380	76	84	.905	34	104	138	151	145	0	71	81	3	534	7.5
Douglas (SAC) 22	0	376	49	114	.430	21	54	.389	16	16	1.000	11	37	48	58	42	0	31	25	1	135	6.1
Fredette.....69	0	967	172	409	.421	65	156	.417	85	99	.859	19	52	71	92	64	0	31	68	3	494	7.2
Outlaw.....38	2	444	74	177	.418	14	50	.280	38	52	.731	17	44	61	21	35	0	11	19	8	200	5.3
Garcia.....40	15	710	77	205	.376	40	109	.367	12	14	.857	7	61	68	43	66	0	32	20	31	206	5.2
Johnson.....54	11	878	117	283	.413	2	21	.095	40	67	.597	49	96	145	58	99	0	41	68	50	276	5.1
Robinson 51	0	809	103	243	.424	0	0	---	41	71	.577	92	146	238	36	95	0	25	65	21	247	4.8
Hayes.....74	1	1209	84	190	.442	0	1	.000	30	48	.625	113	186	299	112	114	0	31	44	18	198	2.7
Aldrich (TOT) 45	0	388	44	80	.550	0	0	---	12	20	.600	30	90	120	9	60	0	5	23	23	100	2.2
Aldrich (SAC) 15	0	175	21	37	.568	0	0	---	8	11	.727	18	45	63	3	19	0	2	9	14	50	3.3
Honeycutt.....9	0	32	3	11	.273	0	2	.000	2	2	1.000	3	7	10	2	2	0	0	5	1	8	0.9
KINGS.....82	*-*	*19830*	*3086*	*6904*	*.447*	*610*	*1681*	*.363*	*1437*	*1869*	*.769*	*943*	*2385*	*3328*	*1708*	*1717*	*8*	*671*	*1199*	*342*	*8219*	*100.2*
OPPONENTS.....82	*-*	*19830*	*3222*	*6831*	*.472*	*625*	*1762*	*.355*	*1550*	*1980*	*.783*	*973*	*2601*	*3574*	*2058*	*1636*	*6*	*624*	*1208*	*517*	*8619*	*105.1*

Team Notes

- The Kings finished fourth in the Pacific Division, compiling a 28-54 regular season record. Sacramento posted a 20-21 home record. Sacramento posted a 15-2 record when shooting 50 percent or better from the field.
- The Kings ranked 10th in the NBA in scoring (100.2 ppg), 11th in free throw percentage (.769) and 12th in three-point field goal percentage (.363).
- DeMarcus Cousins, in his third NBA season, led the Kings in scoring (17.1 ppg), rebounding (9.9 rpg, 9th in the NBA), and steals (1.44 spg). Among centers, Cousins ranked second in steals, tied for fourth in scoring, 10th in rebounding, sixth in assists (2.7 apg) and second n free throws made per game (4.2). Cousins recorded his first career triple-double with 12 points, 10 rebounds, and a career-high 10 assists in a win against New York (12/28/12).
- Sacramento traded rookie forward Thomas Robinson (selected fifth overall in the 2012 NBA Draft), guard Francisco Garcia and Tyler Honeycutt to Houston in excahgne for forward Patrick Patterson, guard Toney Douglas, center Cole Aldrich and cash considerations on February 20, 2013.
- On May 31, 2013, the sale of the Sacramento Kings to an ownership group led by Vivek Ranadivé was completed. The Maloof family had owned the Kings for the previous 13 seasons (1999-00 - 2012-13).

2012-13 GAME-BY-GAME

G	DATE	SCORE	W/L +/-	OPPONENT	W/L	REC	KINGS HI. SCORER/REBOUNDER	OPPONENT HI. SCORER/REBOUNDER	ATT
1	10/31	87-93	-6	@Chicago	L	0-1	Evans-21/Evans,Thompson-8	Noah-23/Deng-12	21,313
2	11/2	80-92	-12	@Minnesota	L	0-2	Thomas-20/Hayes-11	Barea-21/Cunningham-9	19,356
3	11/3	98-106**	-8	@Indiana	L	0-3	Thornton-26/Cousins-13	Hill,West-18/West-18	18,165
4	11/5	94-92	+2	Golden State	W	1-3	Cousins-23/Cousins-15	Thompson-22/Thompson-7	17,317
5	11/7	105-103	+2	Detroit	W	2-3	Cousins-21/Cousins-11	Knight,Monroe-21/Monroe-12	10,185
6	11/9	86-97	-11	San Antonio	L	2-4	Thornton,Thompson-17/Cousins-9	Duncan-23/Duncan-12	13,505
7	11/11	90-103	-13	@L.A. Lakers	L	2-5	Fredette-18/Thompson-10	Howard-23/Howard-18	18,997
8	11/13	86-103	-17	Portland	L	2-6	Johnson-16/Thompson-11	Lillard-22/Hickson-13	10,153
9	11/16	96-112	-16	@Atlanta	L	2-7	Thompson-19/Cousins-16	Korver-22/Horford-10	11,814
10	11/18	90-99	-9	Brooklyn	L	2-8	Cousins-29/Thompson-8	Blatche-22/Humphries-10	11,965
11	11/21	113-97	+16	L.A. Lakers	W	3-8	Thornton-23/Thompson-10	Bryant-38/Gasol,Howard-9	15,249
12	11/23	102-104	-2	@Utah	L	3-9	Evans-19/Cousins-7	Hayward-23/Favors-14	18,000
13	11/24	108-97	+11	Utah	W	4-9	Evans-27/Cousins,Thompson-9	Foye-17/Millsap-8	12,239
14	11/27	89-97	-8	Minnesota	L	4-10	Cousins,Evans-20/Evans-7	Love-23/Love-24	10,741
15	11/30	92-97	-5	Indiana	L	4-11	Cousins-19/Cousins-16	West-31/West-11	12,544
16	12/1	81-116	-35	@L.A. Clippers	L	4-12	Thornton-20/Thompson-12	Crawford-17/Griffin-9	19,060
17	12/5	107-100	+7	Toronto	W	5-12	Cousins-25/Cousins-13	Lowry-34/Davis-11	12,476
18	12/7	91-82	+9	Orlando	W	6-12	Cousins,Thomas-17/Cousins-14	Davis-20/Davis-11	16,305
19	12/8	99-80	+19	@Portland	W	7-12	Cousins,Salmons-19/Cousins-12	Aldridge-17/Hickson-15	19,454
20	12/10	96-119	-23	@Dallas	L	7-13	Cousins,Garcia-25/Thompson-12	Mayo-19/Mayo-7	19,737
21	12/12	85-98	-13	@Milwaukee	L	7-14	Evans-17/Thompson-15	Jennings-19/Ilyasova-14	11,491
22	12/14	103-113	-10	@Oklahoma City	L	7-15	Thomas-26/Cousins-7	Durant-31/Ibaka-11	18,203
23	12/16	97-122	-25	Denver	L	7-16	Thomas-20/Cousins-11	McGee-19/Faried,Iguodala-8	13,327
24	12/17	90-101	-11	@Phoenix	L	7-17	Fredette-22/Cousins-10	Brown-22/Gortat-13	13,068
25	12/19	131-127	+4	Golden State	W	8-17	Cousins-24/Thompson-15	Curry-32/Lee-8	12,885
26	12/21	85-97	-12	@L.A. Clippers	L	8-18	Fredette-16/Thompson-8	Paul-24/Griffin-13	19,060
27	12/23	108-96	+12	Portland	W	9-18	Thornton-22/Salmons-7	Aldridge-22/Aldridge,Hickson-11	13,244
28	12/26	91-109	-18	@Portland	L	9-19	Salmons-19/Hayes-9	Aldridge-28/Hickson-14	20,545
29	12/28	106-105	+1	New York	W	10-19	Thornton-18/Cousins-10	J.Smith-28/Chandler-18	16,407
30	12/30	118-96	+22	Boston	W	11-19	Thomas-27/Cousins-10	Pierce,Terry-20/Garnett-12	15,305
31	1/1	97-103	-6	@Detroit	L	11-20	Cousins-21/Cousins-14	Knight-20/Drummond,Monroe-11	12,175
32	1/2	97-94	+3	@Cleveland	W	12-20	Thompson-19/Cousins-16	Irving-22/Thompson-13	12,331
33	1/4	105-96	+9	@Toronto	W	13-20	Cousins-31/Cousins-20	Lowry-24/Davis-13	17,824
34	1/5	93-113	-20	@Brooklyn	L	13-21	Cousins-28/Cousins-11	Lopez-18/Evans-12	17,732
35	1/7	81-113	-32	Memphis	L	13-22	Salmons-17/Robinson-12	Ellington-26/Randolph-7	11,531
36	1/10	112-117*	-5	Dallas	L	13-23	Cousins-29/Robinson-10	Mayo-24/Marion,Mayo-10	14,011
37	1/12	99-128	-29	Miami	L	13-24	Thomas-34/Robinson-10	Chalmers-34/Anthony-7	14,367
38	1/14	124-118	+6	Cleveland	W	14-24	Cousins-26/Cousins-14	Waiters-33/Thompson-15	12,194
39	1/16	95-94	+1	Washington	W	15-24	Cousins,Evans,Salmons-21/Cousins-16	Beal-26/Nene,Webster-9	11,611
40	1/18	69-85	-16	@Memphis	L	15-25	Cousins-22/Cousins-12	Conley-19/Gasol-10	15,910
41	1/19	97-93	+4	@Charlotte	W	16-25	Thornton-18/Cousins-10	Sessions-16/Haywood-7	17,012
42	1/21	105-114	-9	@New Orleans	L	16-26	Cousins-29/Cousins-13	Anderson-27/Aminu-11	10,880
43	1/23	96-106	-10	Phoenix	L	16-27	Evans-16/Cousins-15	Scola-21/Scola-7	12,741
44	1/25	95-105	-10	Oklahoma City	L	16-28	Evans-16/Cousins,Salmons-8	Durant,Martin-24/Durant-11	15,022
45	1/26	93-121	-28	@Denver	L	16-29	Brooks-16/Robinson-10	Lawson-26/Faried,Miller-9	17,651
46	1/28	96-94	+2	@Washington	W	17-29	Thomas-22/Evans,Hayes,Thompson-5	Okafor-23/Okafor-15	13,422
47	1/30	81-99	18	@Boston	L	17-30	Evans-19/Evans-11	Pierce-16/Pierce-10	18,624
48	2/1	80-89	-9	@Philadelphia	L	17-31	Evans-29/Cousins-12	T. Young-23/Young-15	17,927
49	2/2	81-120	-39	@New York	L	17-32	Cousins-25/Cousins-9	J. Smith-25/Chandler-20	19,033
50	2/4	91-98*	-7	@Utah	L	17-33	Thompson-23/Thompson-10	Foye-20/Jefferson-12	17,742
51	2/9	120-109	+11	Utah	W	18-33	Thomas-25/Cousins-11	Burks-26/Favors,Millsap-8	16,193
52	2/10	117-111	+6	Houston	W	19-33	Salmons,Thomas-23/Hayes-12	Harden-30/Asik-12	15,526
53	2/12	101-108	-7	@Memphis	L	19-34	Cousins-23/Cousins,Evans-7	Gasol-24/Gasol-12	14,722
54	2/13	100-123	-23	@Dallas	L	19-35	Evans-23/Cousins-13	Carter-26/Marion-9	19,892
55	2/19	102-108	-6	San Antonio	L	19-36	Thomas-22/Thompson-8	Parker-30/Duncan-14	14,940
56	2/22	108-122	-14	@Atlanta	L	19-37	Thomas-30/Cousins-13	Horford-24/Horford-8	15,031
57	2/24	95-110	-15	@New Orleans	L	19-38	Salmons-18/Cousins-10	Davis-20/Anderson-9	12,788
58	2/26	129-141**	-12	@Miami	L	19-39	Thornton-36/Cousins-15	James-40/Bosh,James,Wade-8	19,734
59	2/27	125-101	+24	@Orlando	W	20-39	Salmons-21/Thornton-8	Harris-23/Afflalo-7	16,722
60	3/1	102-130	-28	@San Antonio	L	20-40	Thornton-25/Cousins-7	Blair-16/Splitter-11	18,581
61	3/3	119-83	+36	Charlotte	W	21-40	Salmons-22/Thompson-14	Hndrsn,Mllns-12/Kidd-Ghst,McRbts-6	14,555
62	3/5	113-120	-7	Denver	L	21-41	Thornton-32/Cousins-13	Lawson-24/Faried-12	11,923
63	3/6	83-87	-4	@Golden State	L	21-42	Thompson-17/Patterson,Thompson-8	Thompson-20/Lee-10	19,596
64	3/8	121-112	+9	Phoenix	W	22-42	Thomas-27/Cousins-14	Beasley-24/Scola-9	13,501
65	3/10	113-115	-2	Milwaukee	L	22-43	Cousins-24/Cousins-10	Ellis-29/Dalembert-11	14,761
66	3/13	121-79	+42	Chicago	W	23-43	Evans-26/Patterson-9	Boozer-21/Noah-9	14,426
67	3/17	102-113	-11	@L.A. Lakers	L	23-44	Thomas-26/Hayes,Thompson-7	Jamison-27/Howard-17	18,997
68	3/19	116-101	+15	L.A. Clippers	W	24-44	Thornton-25/Cousins-11	Griffin-26/Jordan-9	13,563
69	3/21	101-98	+3	Minnesota	W	25-44	Thomas-24/Cousins-14	Pekovic-18/Pekovic-12	12,176
70	3/23	95-101	-6	@Denver	L	25-45	Cousins-24/Cousins-15	Gallinari-19/Faried,Koufos-9	19,155
71	3/24	103-117	-14	Philadelphia	L	25-46	Thomas-25/Cousins-9	Wright-22/Hawes,Holiday-10	14,647
72	3/27	105-98	+7	@Golden State	W	26-46	Thomas-31/Patterson,Thompson-9	Lee-20/Lee-10	19,596
73	3/28	117-103	+14	@Phoenix	W	27-46	Cousins-34/Cousins-14	Scola-25/Beasley-8	15,086
74	3/30	98-103	-5	L.A. Lakers	L	27-47	Evans-21/Cousins-11	Howard-24/Howard-15	17,317
75	4/3	102-112	-10	Houston	L	27-48	Evans-22/Thompson-15	Parsons-29/Jones-12	12,377
76	4/5	108-117	-9	Dallas	L	27-49	Thomas-29/Thompson-16	Marion-25/Marion-12	13,903
77	4/7	87-89	-2	Memphis	L	27-50	Cousins-22/Cousins,Hayes-9	Conley-25/Gasol-10	15,205
78	4/10	121-110	11	New Orleans	W	28-50	Salmons-22/Thompson-8	Gordon-23/Davis-10	14,275
79	4/12	101-108	-7	@San Antonio	L	28-51	Cousins-19/Cousins-12	Parker-22/Splitter-12	18,581
80	4/14	100-121	-21	@Houston	L	28-52	Outlaw-15/Aldrich-12	Harden-29/Asik-12	18,138
81	4/15	95-104	-9	@Oklahoma City	L	28-53	Thomas-16/Aldrich-13	Durant-29/Brewer-13	18,203
82	4/17	108-112	-4	L.A. Clippers	L	28-54	Cousins-36/Cousins-22	Paul-25/Jordan-10	17,317

* overtime

2013-14 SACRAMENTO KINGS

Front row — from left to right, Head Coach Michael Malone, Reggie Evans, Jason Thompson, DeMarcus Cousins, Rudy Gay, Quincy Acy, Assistant Coach Chris Jent. Middle row — from left to right, Assistant Coach/Assistant Director of Player Development Ryan Bowen, Assistant Coach Corliss Williamson, Assistant Coach/Director of Player Development Dee Brown, Assistant Coach Micah Nori, Ben McLemore, Jared Cunningham, Isaiah Thomas, Ray McCallum, Director of Athletic Performance Chip Schaefer, Director of Sports Medicine Pete Youngman, Head Athletic Trainer Manny Romero. Back row — from left to right, Derrick Williams, Aaron Gray, Travis Outlaw. Not pictured: Carl Landry.

				FIELD GOALS			3-POINT FG			FREE THROWS			REBOUNDS				MISCELLANEOUS					SCORING	
PLAYER	G	GS	MIN	FG	FGA	PCT	FG	FGA	PCT	FT	FTA	PCT	OFF	DEF	TOT	AST	PF	DQ	STL	TO	BLK	PTS	AVG
Cousins	71	71	2298	591	1191	.496	0	7	.000	432	595	.726	218	613	831	207	270	4	109	251	91	1614	22.7
Thomas	72	54	2497	496	1096	.453	127	364	.349	346	407	.850	47	163	210	454	185	0	93	213	8	1465	20.3
Gay (TOT)	73	73	2531	537	1179	.455	65	197	.330	318	387	.822	113	324	437	209	171	2	95	224	56	1457	20.0
Gay (SAC)	55	55	1892	407	844	.482	43	138	.312	250	299	.836	84	220	304	169	124	1	67	165	33	1107	20.1
Vasquez*	18	18	465	65	150	.433	16	50	.320	30	32	.938	5	29	34	95	38	0	6	27	1	176	9.8
McLemore	82	55	2187	255	679	.376	95	297	.320	115	143	.804	53	182	235	82	201	1	45	96	18	720	8.8
Thornton*	46	26	1121	142	373	.381	57	179	.318	42	52	.808	39	85	124	47	74	0	31	38	8	383	8.3
Williams (TOT)	78	15	1820	206	482	.427	26	99	.263	186	259	.718	71	252	323	56	114	0	48	76	20	624	8.0
Williams (SAC)	67	15	1658	187	428	.437	24	84	.286	172	243	.708	68	229	297	55	105	0	44	70	16	570	8.5
Thompson	82	61	2007	251	496	.506	0	0	---	84	145	.579	153	374	527	53	251	5	32	95	56	586	7.1
Patterson*	17	6	415	50	122	.410	9	39	.231	9	16	.563	34	65	99	15	39	0	13	16	3	118	6.9
McCallum	45	10	897	113	300	.377	22	59	.373	32	43	.744	18	61	79	120	69	0	22	39	9	280	6.2
Fredette*	41	0	463	94	198	.475	36	73	.493	17	19	.895	7	38	45	61	28	0	14	44	3	241	5.9
Salmons*	18	8	445	41	117	.350	16	42	.381	7	7	1.000	8	38	46	44	32	0	12	14	8	105	5.8
Outlaw	63	4	1065	130	326	.399	41	117	.350	42	52	.808	36	132	168	48	94	0	20	26	19	343	5.4
Terry (TOT)	35	0	570	55	152	.362	39	103	.379	10	15	.667	4	33	37	56	48	0	13	27	0	159	4.5
Mbah a Moute*	9	5	196	15	32	.469	1	3	.333	9	13	.692	9	18	27	15	18	1	9	4	5	40	4.4
Landry	18	1	233	31	60	.517	0	0	---	14	17	.824	15	42	57	5	34	1	3	9	1	76	4.2
Evans (TOT)	54	20	899	71	150	.473	0	0	---	72	130	.554	115	219	334	21	119	1	37	58	3	214	4.0
Evans (SAC)	24	14	500	48	91	.527	0	0	---	37	65	.569	62	123	185	16	65	1	24	30	1	133	5.5
Acy (TOT)	63	0	848	66	141	.468	4	15	.267	35	53	.660	72	144	216	28	122	1	23	30	26	171	2.7
Acy (SAC)	56	0	786	60	127	.472	2	10	.200	30	45	.667	67	134	201	24	114	1	19	28	23	152	2.7
Johnson (TOT)	45	0	392	36	113	.319	9	47	.191	19	26	.731	9	46	55	20	26	0	6	15	2	100	2.2
Johnson (SAC)	7	0	50	3	17	.176	1	6	.167	2	4	.500	2	2	4	4	3	0	0	1	1	9	1.3
Hayes*	16	1	179	14	32	.438	0	0	---	5	7	.714	20	27	47	6	18	0	11	7	2	33	2.1
Cunningham (TOT)	13	0	80	6	21	.286	1	7	.143	13	16	.813	1	5	6	8	16	0	3	2	0	26	2.0
Cunningham (SAC)	8	0	58	5	19	.263	1	6	.167	13	14	.929	1	4	5	5	13	0	3	0	0	24	3.0
Gray (TOT)	37	6	354	27	61	.443	0	1	.000	11	20	.550	42	69	111	22	64	0	10	31	8	65	1.8
Gray (SAC)	33	6	335	25	58	.431	0	1	.000	10	18	.556	39	64	103	19	57	0	10	27	8	60	1.8
Ndiaye*	14	0	74	3	9	.333	0	0	---	0	1	.000	5	13	18	3	15	0	0	3	4	6	0.4
White*	3	0	9	0	1	.000	0	0	---	0	0	---	0	0	0	0	2	0	0	0	0	0	0.0
KINGS	*82*	*-*	*19830*	*3026*	*6766*	*.447*	*491*	*1475*	*.333*	*1698*	*2237*	*.759*	*990*	*2656*	*3646*	*1547*	*1849*	*15*	*587*	*1249*	*318*	*8241*	*100.5*
OPPONENTS	*82*	*-*	*19830*	*3103*	*6734*	*.461*	*696*	*1833*	*.380*	*1577*	*2139*	*.737*	*813*	*2568*	*3381*	*1927*	*1897*	*23*	*637*	*1116*	*459*	*8479*	*103.4*

** Did not finish season with the team*

Team Notes

- Under first-year Kings Head Coach Michael Malone, the Kings finished fourth in the Pacific Division, compiling a 28-54 regular season record. The Kings were 23-6 when scoring 105 points or more.
- The Kings ranked fifth in offensive rebounding (12.1 orpg) and ninth in rebounding (44.5 rpg) in the NBA.
- Sacramento was the only team in the NBA to have three players averaging 20 or more points per game - Cousins (22.7 ppg), Isaiah Thomas (20.3 ppg) and Rudy Gay (20.0 ppg).
- DeMarcus Cousins, in his fourth NBA season, led the Kings in scoring (22.7 ppg, tied 9th in NBA), rebounding (11.7 rpg, 5th in the NBA), steals (1.54 spg) and blocks (1.28 bpg). With 53 double-doubles, Cousins set a new Sacramento-era single-season record.

2013-14 GAME-BY-GAME

G	DATE	SCORE	W/L +/-	OPPONENT	W/L	REC	KINGS HI. SCORER/REBOUNDER	OPPONENT HI. SCORER/REBOUNDER	ATT
1	10/30	90-88	+2	DENVER	W	1-0	Cousins-30/Cousins-14	Lawson-20/Hickson-9	17,317
2	11/1	101-110	-9	L.A. CLIPPERS	L	1-1	Thomas-29/Cousins-10	Paul-26/Griffin-17	17,317
3	11/2	87-98	-11	@Golden State	L	1-2	McLemore-19/Outlaw-12	Thompson-27/Lee-12	19,596
4	11/5	100-105	-5	ATLANTA	L	1-3	Thomas-26/Patterson-9	Horford-27/Millsap-11	13,506
5	11/8	91-104	-13	@Portland	L	1-4	Cousins-35/Cousins-9	Lillard-22/Lillard-8	17,627
6	11/9	85-96	-11	PORTLAND	L	1-5	Cousins-33/Cousins-12	Aldridge-22/Aldridge-14	15,482
7	11/13	107-86	+21	BROOKLYN	W	2-5	Thornton-24/Thompson-11	Lopez-16/Lopez,Pierce-9	15,122
8	11/15	90-97	-7	DETROIT	L	2-6	Cousins-26/Cousins-13	Smith-21/Drummond-18	17,317
9	11/17	86-97	-11	MEMPHIS	L	2-7	Outlaw-18/Ndiaye,Outlaw-6	Randolph-22/Randolph-10	15,630
10	11/19	107-104	+3	PHOENIX	W	3-7	Cousins-27/Cousins-12	Green-23/Frye-9	14,626
11	11/20	113-106	+7	@Phoenix	W	4-7	Thomas-23/Cousins-12	Dragic-31/Plumlee-7	12,705
12	11/23	102-103	-1	@L.A. Clippers	L	4-8	Cousins-23/Cousins-19	Paul-22/Jordan-12	19,060
13	11/24	86-100	-14	@L.A. Lakers	L	4-9	Vasquez-20/Cousins-8	Henry-21/Hill-13	18,997
14	11/29	98-104*	-6	L.A. CLIPPERS	L	4-10	Cousins-25/Cousins,Patterson-9	Crawford-31/Jordan-15	17,317
15	12/1	113-115	-2	GOLDEN STATE	L	4-11	Cousins-24/Pttrsn,Thmpsn,Wlms-7	Curry-36/Lee-12	15,588
16	12/3	95-97	-2	OKLAHOMA CITY	L	4-12	Thomas-24/Patterson,Thmpsn-10	Durant-27/Durant-11	15,089
17	12/6	100-106	-6	L.A. LAKERS	L	4-13	Cousins,McLemore-20/Cousins-11	Gasol,Meeks-19/Hill-9	17,317
18	12/7	112-102*	+10	@Utah	W	5-13	Cousins-28/McLemore-9	Hayward-22/Burke-10	16,500
19	12/9	112-97	+15	DALLAS	W	6-13	Cousins-32/Cousins-19	Ellis-21/Crowder-7	15,329
20	12/11	101-122	-21	UTAH	L	6-14	Cousins-21/Cousins-11	Jefferson-20/Favors-7	15,198
21	12/13	107-116	-9	@Phoenix	L	6-15	Thomas-29/Cousins-16	Dragic-29/Plumlee,Tucker-9	14,128
22	12/15	106-91	+15	HOUSTON	W	7-15	Gay-26/Cousins-10	Harden-25/Howard-10	15,606
23	12/17	87-95	-8	@Charlotte	L	7-16	Cousins-30/Cousins-17	Walker-24/Biyombo,Jefferson-9	11,339
24	12/18	107-124	-17	@Atlanta	L	7-17	Cousins-28/Cousins,Thompson-7	Korver-28/Horford-10	10,185
25	12/20	103-122	-19	@Miami	L	7-18	Cousins-27/Cousins-8	Bosh-25/Bosh-8	19,600
26	12/21	105-100	+5	@Orlando	W	8-18	Gay,Thomas-23/Cousins-11	Afflalo-26/O'Quinn,Vucevic-9	14,283
27	12/23	100-113	-13	NEW ORLEANS	L	8-19	Cousins-24/Cousins-14	Evans-25/Davis-11	17,317
28	12/27	108-103*	+5	MIAMI	W	9-19	Cousins-27/Cousins-17	James-33/James-8	17,317
29	12/29	104-112	-8	@San Antonio	L	9-20	Cousins-29/Cousins-14	Ginobili-28/Duncan-13	18,581
30	12/31	110-106	-4	@Houston	W	10-20	Gay-25/Cousins-16	Harden-38/Jones-11	18,232
31	1/2	104-113	-9	PHILADELPHIA	L	10-21	Cousins-33/Cousins-14	Young-28/Turner-10	16,259
32	1/4	103-113	-10	CHARLOTTE	L	10-22	Cousins-26/Thompson-14	Walker-30/McRoberts-11	16,410
33	1/7	123-119	+4	PORTLAND	W	11-22	Cousins-35/Cousins-13	Lillard-41/Batum-11	15,518
34	1/10	103-83	+20	ORLANDO	W	12-22	Cousins-24/Cousins-14	Harris-16/Davis-12	15,694
35	1/12	124-80	+44	CLEVELAND	W	13-22	Thomas-26/Thompson-16	Miles-14/Varejao-7	16,072
36	1/14	92-116	-24	@Indiana	L	13-23	Cousins-31/Cousins-13	George-31/West-8	17,530
37	1/15	111-108	+3	@Minnesota	W	14-23	Gay-33/Cousins-11	Love-27/Love-11	12,399
38	1/17	90-91	-1	@Memphis	L	14-24	Cousins-22/Cousins-17	Conley-25/Randolph-9	17,212
39	1/19	93-108	-15	@Oklahoma City	L	14-25	Thomas-38/Cousins-14	Durant-30/Adams,Collison-7	18,203
40	1/21	114-97	+17	@New Orleans	W	15-25	Gay-41/Cousins-11	Evans-17/Davis-6	16,459
41	1/22	98-119	-21	@Houston	L	15-26	Williams-22/Williams-11	Howard-26/Howard-13	16,488
42	1/24	111-116*	-5	INDIANA	L	15-27	Thornton-42/Williams-11	George-36/Hibbert-11	17,317
43	1/26	117-125	-8	DENVER	L	15-28	Thomas-22/Thompson-10	Lawson-27/Faried-11	15,939
44	1/27	99-106	-7	@Utah	L	15-29	Thompson-19/Williams-15	Favors-17/Favors-12	16,663
45	1/29	89-99	-10	MEMPHIS	L	15-30	Thomas-24/Landry-9	Conley-27/Randolph-7	15,195
46	1/31	103-107	-4	@Dallas	L	15-31	Gay-35/Gay-12	Nowitzki-34/Wright-10	19,614
47	2/1	93-95	-2	@San Antonio	L	15-32	Thomas-26/Acy-10	Duncan-23/Duncan-17	18,581
48	2/3	99-70	+29	CHICAGO	W	16-32	Cousins-25/Cousins-16	Butler-17/Boozer-9	15,178
49	2/5	109-101	+8	TORONTO	W	17-32	Cousins-25/Csns,Gay,Thmpsn-10	Lowry-21/Valanciunas-11	17,317
50	2/7	89-99	-10	@Boston	L	17-33	Cousins-31/Cousins-16	Sullinger-31/Sullinger-16	18,624
51	2/9	84-93	-9	@Washington	L	17-34	Thomas-30/Cousins-12	Nene-18/Gortat,Seraphin-8	18,173
52	2/11	99-109	-10	@Cleveland	L	17-35	Cousins-21/Cousins-10	Deng-22/Thompson-13	14,245
53	2/12	106-101*	+5	@New York	W	18-35	Fredette-24/Cousins-14	Anthony-36/Athny,Chandler-11	19,812
54	2/19	92-101	-9	GOLDEN STATE	L	18-36	Thomas-26/Acy-12	Lee-23/Lee-11	17,317
55	2/22	105-98	+7	BOSTON	W	19-36	Gay-22/Cousins,Gay-7	Green-29/Humphries-8	17,317
56	2/23	109-95	+14	@Denver	W	20-36	Thomas-33/Gay-11	Fournier,Foye-27/Frd,Foye,Hksn-6	16,263
57	2/25	103-129	-26	HOUSTON	L	20-37	Gay-25/Evans-8	Harden-43/Howard-11	16,057
58	2/28	122-126	-4	@L.A. Lakers	L	20-38	Gay-32/Williams-12	Farmar-30/Johnson-12	18,997
59	3/1	97-108	-11	MINNESOTA	L	20-39	Gay-24/Cousins-17	Martin-26/Love-10	17,085
60	3/3	96-89	+7	NEW ORLEANS	W	21-39	Cousins-23/Evans-13	Evans-27/Evans-10	16,225
61	3/5	116-102	+14	@Milwaukee	W	22-39	Thomas-25/Thompson-13	Knight-25/Henson-7	11,079
62	3/7	87-99	-12	@Toronto	L	22-40	Cousins-24/Evans-10	Ross-18/Johnson-9	18,188
63	3/9	89-104	-15	@Brooklyn	L	22-41	Cousins-28/Cousins-20	Thornton-27/Andn,Teltvc,Wlms-4	17,732
64	3/11	89-99	-10	@Detroit	L	22-42	Gay-20/Cousins-14	Smith-24/Monroe-12	15,234
65	3/12	115-98	+17	@Philadelphia	W	23-42	Gay-27/Cousins-12	Sims-20/Sims-10	11,109
66	3/15	87-94	-7	@Chicago	L	23-43	Thomas-26/Cousins-14	Noah-23/Noah-11	22,012
67	3/16	102-104	-2	@Minnesota	L	23-44	Thomas-27/Williams-11	Martin-31/Dieng-11	13,171
68	3/18	117-111*	+6	WASHINGTON	W	24-44	Cousins,Gay,Thomas-24/Csns-14	Beal,Gortat-19/Gortat-14	16,084
69	3/21	79-99	-20	SAN ANTONIO	L	24-45	Thomas-18/Cousins-13	Belinelli-17/Splitter-11	17,317
70	3/23	124-107	+17	MILWAUKEE	W	25-45	Cousins-32/Cousins-12	Mayo-21/Antetokounmpo-6	16,341
71	3/26	99-107	-8	NEW YORK	L	25-46	Cousins-32/Cousins-15	Anthony-36/Chandler-8	15,594
72	3/28	81-94	-13	@Oklahoma City	L	25-47	McLemore-18/Thompson-14	Durant-29/Ibaka-8	18,203
73	3/29	100-103	-3	@Dallas	L	25-48	Gay-30/Evans-18	Nowitzki-19/Nowitzki-7	20,210
74	3/31	102-97	+5	@New Orleans	W	26-48	Cousins-35/Cousins-14	Morrow-23/Davis-8	15,548
75	4/2	107-102	+5	L.A. LAKERS	W	27-48	Gay-31/Thompson-12	Meeks-21/Hill-15	17,317
76	4/4	69-102	-33	@Golden State	L	27-49	Cousins-19/Cousins-11	Thompson-21/Green,Speights-10	19,596
77	4/6	91-93	-2	DALLAS	L	27-50	Gay-32/Cousins-10	Ellis-23/Dalembert-11	17,023
78	4/8	92-107	-15	OKLAHOMA CITY	L	27-51	Cousins,Outlaw-24/Cousins-14	Butler,Durant-23/Collison-7	16,696
79	4/9	99-100	-1	@Portland	L	27-52	Cousins-30/Cousins-12	Aldridge-22/Lopez,Robinson-9	20,002
80	4/12	101-117	-16	@L.A. Clippers	L	27-53	Cousins-32/Evans-14	Griffin-27/Jordan-9	19,060
81	4/13	106-103	+3	MINNESOTA	W	28-53	Cousins-35/Cousins-15	Love-43/Dieng-14	16,965
82	4/16	99-104	-5	PHOENIX	L	28-54	McLemore-31/Gray-13	Goodwin-29/Mk Morris-6	17,317

* overtime

2014-15 SACRAMENTO KINGS



Front row — from left to right: Kings Head Coach George Karl, Reggie Evans, Jason Thompson, DeMarcus Cousins, Rudy Gay, Derrick Williams, Carl Landry, Assistant Coach Vance Walberg. Second row (L to R): Assistant Coach/Assistant Director of Player Development Ryan Bowen, Assistant Coach Corliss Williamson, Assistant Coach/Director of Player Development Dee Brown, Assistant Coach Micah Nori, Omri Casspi, Andre Miller, Darren Collison, Ray McCallum, Ben McLemore, Director of Sports Science Chip Schaefer, Director of Sports Medicine Pete Youngman, Equipment Manager Dwayne Wilson, Head Athletic Trainer Manny Romero, Assistant Strength & Conditioning Coach Ramsey Nijem, Director of Team Security & Player Development Hakeem Sylver. Last row (L to R): Seasonal Video Coordinator Joe Kennedy, Assistant Video Coordinator Travess Armenta, Assistant Player Development Coach Greg St. Jean, Ryan Hollins, Sim Bhullar, Eric Moreland, Nik Stauskas, Video Coordinator Elvis Valcarcel, Assistant Equipment Manager Miguel Lopez, Athletic Training Intern Ernie DeLosAngeles.

			FIELD GOALS			3-POINT FG			FREE THROWS			REBOUNDS				MISCELLANEOUS					SCORING	
PLAYER	G	GS	MIN	FG	FGA	PCT	FG	FGA	PCT	FT	FTA	PCT	OFF	DEF	TOT	AST	PF	DQ	STL	TO	BLK	PTS	AVG
Cousins	59	59	2013	498	1066	.467	2	8	.250	423	541	.782	185	562	747	210	241	10	90	254	103	1421	24.1
Gay	68	67	2408	508	1116	.455	79	220	.359	337	393	.858	98	301	399	250	157	1	71	183	41	1432	21.1
Collison	45	45	1565	260	550	.473	60	161	.373	145	184	.788	19	124	143	252	95	0	67	112	14	725	16.1
McLemore	82	82	2670	363	831	.437	140	391	.358	130	160	.813	31	210	241	140	219	3	77	138	19	996	12.1
Casspi	67	19	1416	209	427	.489	35	87	.402	140	191	.733	54	206	260	102	107	0	31	88	9	593	8.9
Williams	74	6	1462	217	485	.447	49	156	.314	134	196	.684	41	161	202	50	67	0	34	56	4	617	8.3
McCallum	68	30	1436	206	470	.438	34	111	.306	57	84	.679	52	128	180	188	92	0	45	85	11	503	7.4
Landry	70	15	1192	190	369	.515	0	0	---	123	150	.820	99	169	268	26	132	1	15	54	17	503	7.2
Thompson	81	63	1991	201	428	.470	0	1	.000	89	143	.622	139	391	530	85	239	4	33	84	57	491	6.1
Sessions*	36	7	642	63	183	.344	6	28	.214	64	88	.727	13	56	69	96	45	0	13	51	0	196	5.4
A. Miller (TOT)	81	0	1253	145	290	.500	7	34	.206	58	77	.753	37	116	153	284	103	0	32	104	6	355	4.4
A. Miller (SAC)	30	0	622	68	148	.459	6	26	.231	30	38	.789	16	60	76	141	47	0	18	58	4	172	5.7
Stauskas	73	1	1127	108	296	.365	48	149	.322	55	64	.859	11	77	88	67	92	0	20	40	17	319	4.4
Evans	47	7	764	58	137	.423	0	2	.000	60	97	.619	97	202	299	32	91	0	22	45	5	176	3.7
Hollins	46	9	441	53	82	.646	0	0	---	31	54	.574	36	67	103	14	65	0	6	25	19	137	3.0
Q. Miller	6	0	61	4	18	.222	1	7	.143	8	11	.727	2	10	12	3	4	0	6	3	3	17	2.8
Stockton	3	0	33	2	6	.333	1	2	.500	3	6	.500	0	2	2	9	1	0	2	4	0	8	2.7
Bhullar	3	0	3	1	2	.500	0	0	---	0	0	---	0	1	1	1	0	0	0	0	1	2	0.7
Moreland	3	0	2	1	1	1.000	0	0	---	0	0	---	0	1	1	0	1	0	0	0	0	2	0.7
Wear	2	0	7	0	2	.000	0	1	.000	0	0	---	2	0	2	1	1	0	0	0	0	0	0.0
KINGS	*82*	*-*	*19855*	*3010*	*6617*	*.455*	*461*	*1350*	*.341*	*1829*	*2400*	*.762*	*895*	*2728*	*3623*	*1667*	*1696*	*19*	*550*	*1333*	*324*	*8310*	*101.3*
OPPONENTS	*82*	*-*	*19855*	*3238*	*7094*	*.456*	*718*	*2055*	*.349*	*1420*	*1898*	*.748*	*898*	*2479*	*3377*	*1912*	*1958*	*14*	*712*	*1059*	*508*	*8614*	*105.0*

** Did not finish season with the team*

Team Notes

- The Kings had three head coaches during the 2014-15 season - Michael Malone (beginning of the season until 12/15/14, record: 11-13), Tyrone Corbin (12/15/14 - 2/12/15, record: 7-21), George Karl (2/17/15 - end of the season, record: 11-19).

- Sacramento ranked ninth in rebounding (44.2 rpg) and 10th in free throw percentage (.762 FT%).

- DeMarcus Cousins was named to the 2015 Western Conference All-Star team, becoming the first Kings player since Brad Miller and Peja Stojakovic in 2004 to represent the Kings. Cousins recorded 14 points (6-7 FG, 2-3 FT) and seven rebounds in 18 minutes off the bench in the West's 163-158 win over the East at Madison Square Garden on February 16, 2015.

- Cousins was named to the All-NBA Second team after leading the Kings in points (24.1 ppg, ranked 5th in the NBA), rebounds (12.7 rpg, 3rd in the NBA) and blocks (1.76 bpg, 10th in the NBA). He also led the NBA in personal fouls drawn (8.8) and was tied for third in double-doubles (47).

- On March 6, 2015, at Orlando, Jason Thompson played in his 519th career game, becoming the Kings' career leader in games played in the Sacramento era. Thompson, who was traded to the Philadelphia 76ers in the offseason, finished his Kings career with 541 games.

2014-15 GAME-BY-GAME

G	DATE	SCORE	W/L +/-	OPPONENT	W/L	REC	KINGS HI. SCORER/REBOUNDER	OPPONENT HI. SCORER/REBOUNDER	ATT
1	10/29	77- 95	-18	GOLDEN STATE	L	0-1	Cousins-20/Cousins-11	Curry-24/Curry,Green-10	17,317
2	10/31	103- 94	+9	PORTLAND	W	1-1	Gay-40/Cousins-9	Aldridge-22/Lillard-7	14,648
3	11/2	98- 92	+6	@L.A. Clippers	W	2-1	Cousins-34/Cousins-17	Griffin,Hawes-17/Jordan-9	19,060
4	11/3	110-105	+5	@Denver	W	3-1	Collison-21/Evans-14	Afflalo,McGee-16/Faried-10	12,516
5	11/5	131-109	+22	DENVER	W	4-1	Cousins-30/Cousins-11	Foye-19Faried,Nurkic-5	14,539
6	11/7	114-112**	+2	@Phoenix	W	5-1	Cousins-25/Cousins-18	Bledsoe-23/Plumlee-16	15,476
7	11/9	93-101	-8	@Okla. City	L	5-2	Gay-23/Gay-10	Jackson-22/Ibaka,Lamb-9	18,203
8	11/11	98-106	-8	@Dallas	L	5-3	Gay-26/Cousins-11	Nowitzki-23/Chandler-11	19,663
9	11/13	110-111	-1	@Memphis	L	5-4	Gay-25/Cousins-12	Conley-22/Randolph-8	15,666
10	11/15	94- 91	+3	SAN ANTONIO	W	6-4	Cousins-25/Cousins-10	Ginobili-21/Diaw,Duncan-8	17,317
11	11/18	100-106	-6	NEW ORLEANS	L	6-5	Cousins-24/Cousins-17	Davis-28/Davis-9	16,526
12	11/20	103- 88	+15	CHICAGO	W	7-5	Cousins-22/Cousins-14	Butler-23/Noah-11	17,317
13	11/22	113-101	+12	@Minnesota	W	8-5	Cousins-31/Cousins-18	Wiggins-29/Dieng-10	13,191
14	11/25	99- 89	+10	@New Orleans	W	9-5	Casspi,Cousins-22/Cousins-12	Evans-22/Davis-9	17,037
15	11/26	89-102	-13	@Houston	L	9-6	Cousins-29/Cousins-17	Harden-26/Harden-7	18,058
16	11/28	104-112	-8	@San Antonio	L	9-7	Gay-23/Landry-10	Parker-27/Duncan-8	18,581
17	11/30	85- 97	-12	MEMPHIS	L	9-8	Gay-20/Evans-20	Randolph-22/Randolph-12	16,240
18	12/2	109-117	-8	TORONTO	L	9-9	McLemore-21/Evans-7	Lowry-27/Valanciunas-8	15,522
19	12/5	102-101*	+1	INDIANA	W	10-9	Gay-27/Thompson-10	West-16/Scola,West-8	15,512
20	12/6	96-105	-9	ORLANDO	L	10-10	Collison-22/Thompson-9	Harris-27/Dedmon-8	16,021
21	12/8	101- 92	+9	UTAH	W	11-10	Gay-29/Evans-13	Hayward-19/Gobert-9	16,511
22	12/9	95- 98	-3	@L.A. Lakers	L	11-11	Collison-26/Evans-14	Bryant-32/Boozer-9	18,267
23	12/11	109-113*	-4	HOUSTON	L	11-12	Collison-24/Thompson-15	Harden-44/Beverley-10	16,676
24	12/13	90- 95	-5	DETROIT	L	11-13	Gay-20/Landry-11	Monroe-24/Smith-13	16,242
25	12/16	92-104	-12	OKLAHOMA CITY	L	11-14	Gay-22/Hollins,Thompson-9	Westbrook-32/Adams-10	17,317
26	12/18	107-108	-1	MILWAUKEE	L	11-15	Cousins-27/Cousins-11	Knight-20/Dudley,Knight,Pachulia-5	15,645
27	12/21	108-101	+7	L.A. LAKERS	W	12-15	Cousins-29/Cousins-14	Young-26/Hill-9	17,317
28	12/22	108-128	-20	@Golden State	L	12-16	Cousins-22/Gay-9	Thompson-25/Barnes,Green-8	19,596
29	12/26	106-115	-9	PHOENIX	L	12-17	Collison-19/Evans-16	Marc. Morris-20/Len-11	17,317
30	12/27	135-129*	+6	NEW YORK	W	13-17	Cousins-39/Cousins-11	Anthony-36/Anthony-11	17,317
31	12/29	99-107	-8	@Brooklyn	L	13-18	Gay-25/Cousins-13	Plumlee-22/Garnett-8	17,732
32	12/31	84-106	-22	@Boston	L	13-19	Collison,Landry-14/Cousins-11	Sullinger-20/Sullinger-11	18,624
33	1/1	110-107	+3	@Minnesota	W	14-19	Collison,Gay-21/Landry-9	Wiggins-27/Dieng-10	13,337
34	1/4	95-114	-16	@Detroit	L	14-20	Cousins-18/Cousins-15	Jennings-35/Drummond-14	12,254
35	1/7	104- 83	+21	OKLAHOMA CITY	W	15-20	Gay-28/Cousins-15	Durant-24/Ibaka-10	16,037
36	1/9	108-118	-10	DENVER	L	15-21	Cousins-32/Cousins-13	Afflalo,Lawson-22/Faried-13	16,029
37	1/11	103- 84	+19	CLEVELAND	W	16-21	Cousins-26/Cousins-13	Love-25/Mozgov-12	16,143
38	1/13	104-108*	-4	DALLAS	L	16-22	Cousins-32/Cousins-16	Ellis-28/Chandler-17	15,747
39	1/16	83- 95	-12	MIAMI	L	16-23	Cousins-17/Cousins-11	Bosh-30/Bosh-7	16,350
40	1/17	108-117	-9	L.A. CLIPPERS	L	16-24	Thompson-23/Thompson-22	Griffin-30/Barnes-10	16,601
41	1/19	94- 98	-4	@Portland	L	16-25	Gay-26/Cousins-19	Lillard-22/Lillard,Robinson-6	19,441
42	1/21	100-103	-3	BROOKLYN	L	16-26	Cousins-28/Cousins-14	Lopez-22/Johnson-8	16,427
43	1/23	101-126	-25	@Golden State	L	16-27	Cousins-28/Cousins-11	Thompson-52/Lee-9	19,596
44	1/26	----------		@ New York	PPD-SEVERE WEATHER (3/3)				
44	1/28	102-119	-17	@Toronto	L	16-28	Gay-22/Landry-7	Williams-27/Valanciunas-9	19,800
45	1/30	90-101	-11	@Cleveland	L	16-29	Cousins-21/Cousins-13	Love-23/Love-10	20,562
46	1/31	99- 94	+5	@Indiana	W	17-29	Gay-31/Cousins-19	Miles,West-17/Hibbert-7	18,165
47	2/3	96-121	-25	GOLDEN STATE	L	17-30	Cousins-26/Cousins-11	Curry-23/Speights-8	17,317
48	2/5	78-101	-23	DALLAS	L	17-31	Cousins-23/Cousins-11	Ellis-21/Chandler-16	16,993
49	2/7	90-102	-12	@Utah	L	17-32	Cousins-27/Evans-11	Hayward-30/Kanter-13	19,128
50	2/8	85- 83	+2	PHOENIX	W	18-32	Cousins-28/Cousins-12	Thomas-26/Plumlee-12	17,013
51	2/10	86-104	+18	@Chicago	L	18-33	Gay-24/Cousins-8	Gasol-26/Gasol-16	21,560
52	2/11	103-111	-8	@Milwaukee	L	18-34	Cousins-28/Cousins-19	Mayo-21/Middleton-10	13,046
53	2/20	109-101	+8	BOSTON	W	19-34	Cousins-31/Cousins-15	Bradley-28/Bass-10	17,317
54	2/21	99-126	-27	@L.A. Clippers	L	19-35	Cousins-21/Casspi-17	Rivers-28/Jordan-15	19,133
55	2/25	102- 90	+12	MEMPHIS	W	20-35	Gay-28/Evans,Thompson-11	Randolph-20/Koufos-9	16,794
56	2/27	96-107	-11	SAN ANTONIO	L	20-36	McLemore-21/Evans,Thompson-11	Parker-19/Splitter-9	17,317
57	3/1	99-110	-11	PORTLAND	L	20-37	Gay-24/Gay-8	Lillard-31/Aldridge-15	16,776
58	3/3	124- 86	+38	@New York	W	21-37	Gay-25/Cousins-10	Shved-15/Aldrich,Shved-7	19,812
59	3/4	85-112	-27	@San Antonio	L	21-38	Cousins-14/McCallum,Thompson-7	Leonard-21/Ayres-7	18,581
60	3/6	114-119	-5	@Orlando	L	21-39	Gay-39/Cousins-12	Oladipo-32/Frye-10	15,112
61	3/7	109-114*	-5	@Miami	L	21-40	Cousins,Gay-27/Cousins-17	Wade-28/Beasley-7	19,600
62	3/9	105-130	-25	@Atlanta	L	21-41	Gay-23/Cousins-14	Carroll,Korver-20/Carroll,Teague-5	18,418
63	3/11	113-106	+7	@Charlotte	W	22-41	McLemore-27/Cousins-14	Kidd-Gilchrist-23/Kidd-Gilchrist-9	15,885
64	3/13	107-114	-7	@Philadelphia	L	22-42	Cousins-39/Cousins-24	Covington-24/Noel-12	12,331
65	3/14	97-113	-16	@Washington	L	22-43	Cousins-30/Cousins,Evans,McCallum-6	Wall-31/Gooden-9	20,356
66	3/16	103-110	-7	ATLANTA	L	22-44	Cousins-20/Cousins-13	Teague-23/Millsap-10	16,835
67	3/18	105-116	-11	L.A. CLIPPERS	L	22-45	Gay-23/Evans-11	Paul-30/Jordan-15	16,785
68	3/20	101- 91	+10	CHARLOTTE	W	23-45	Gay-33/Evans-16	Henderson-20/Kidd-Gilchrist-7	16,799
69	3/22	109- 86	+23	WASHINGTON	W	24-45	Gay-26/Cousins-7	Beal-19/Gortat-7	17,008
70	3/24	107-106	+1	PHILADELPHIA	W	25-45	Cousins-33/Cousins-17	Covington-21/Noel-10	16,636
71	3/25	108- 99	+9	@Phoenix	W	26-45	Cousins-24/Cousins-11	Mark. Morris-24/Tucker-11	17,589
72	3/27	88-102	-14	@New Orleans	L	26-46	Cousins-39/Cousins-20	Evans-25/Asik-12	17,669
73	3/30	83- 97	-14	@Memphis	L	26-47	Gay-24/Evans-7	Conley-18/Koufos-12	17,218
74	4/1	111-115	-4	@Houston	L	26-48	Cousins-24/Cousins-21	Harden-51/Dorsey-11	18,312
75	4/3	95-101	-6	NEW ORLEANS	L	26-49	Cousins-24/Cousins-20	Gordon-21/Evans-12	17,021
76	4/5	95-101	-6	UTAH	L	26-50	Cousins-26/Cousins-12	Hood-25/Booker,Gobert-9	16,716
77	4/7	116-111	+5	MINNESOTA	W	27-50	Gay-33/McCallum-9	Martin-37/Wiggins-8	16,770
78	4/8	91-103	-12	@Utah	L	27-51	Casspi,Landry,McLemore-16/Thompson-11	Hood-20/Favors-11	18,351
79	4/10	103-116	-13	@Oklahoma City	L	27-52	McLemore-20/Thompson-14	Westbrook-27/Adams-11	18,203
80	4/12	111-122	-11	@Denver	L	27-53	Casspi-22/Casspi-7	Faried-30/Chandler-9	14,004
81	4/13	102- 92	+10	L.A. LAKERS	W	28-53	Casspi-26/Thompson-10	Clarkson-23/Davis-14	17,317
82	4/15	122- 99	+23	@L.A. Lakers	W	29-53	McLemore-24/Landry-9	Brown-32/Davis-12	18,997

* overtime

2015-16 SACRAMENTO KINGS

Front row — from left to right: Kings Head Coach George Karl, Omri Casspi, Quincy Acy, Rudy Gay, DeMarcus Cousins, Kosta Koufos, Caron Butler, Associate Head Coach Chad Iske. Second row (L to R): Assistant Coach Corliss Williamson, Assistant Coach Nancy Lieberman, Marco Belinelli, Seth Curry, Rajon Rondo, Darren Collison, Ben McLemore, Assistant Coach Anthony Carter, Assistant Coach John Welch. Last row (L to R): James Anderson, Eric Moreland, Willie Cauley-Stein, Duje Dukan.

				FIELD GOALS			3-POINT FG			FREE THROWS			REBOUNDS				MISCELLANEOUS					SCORING	
PLAYER	G	GS	MIN	FG	FGA	PCT	FG	FGA	PCT	FT	FTA	PCT	OFF	DEF	TOT	AST	PF	DQ	STL	TO	BLK	PTS	AVG
Cousins	65	65	2246	601	1332	.451	70	210	.333	476	663	.718	158	589	747	214	236	7	101	249	92	1748	26.9
Gay	70	70	2379	466	1007	.463	74	215	.344	198	254	.780	103	353	456	120	184	1	100	139	51	1204	17.2
Collison	74	15	2219	377	776	.486	87	217	.401	194	226	.858	28	141	169	318	142	0	76	130	4	1035	14.0
Rondo	72	72	2537	355	782	.454	62	170	.365	87	150	.580	77	358	435	839	175	1	141	278	10	859	11.9
Casspi	69	21	1880	299	622	.481	112	274	.409	103	159	.648	58	352	410	95	154	1	56	94	17	813	11.8
Belinelli	68	7	1672	245	635	.386	91	297	.306	115	138	.833	10	107	117	127	91	0	37	80	2	696	10.2
McLemore	68	53	1443	195	455	.429	67	185	.362	74	103	.718	34	114	148	79	140	0	52	99	10	531	7.8
Cauley-Stein	66	39	1412	191	339	.563	0	2	.000	81	125	.648	134	218	352	37	146	1	48	46	66	463	7.0
Curry	44	9	692	102	224	.455	50	111	.450	45	54	.833	9	51	60	67	41	0	22	36	3	299	6.8
Koufos	78	14	1482	236	444	.532	0	0	---	57	104	.548	169	254	423	33	185	1	40	48	70	529	6.8
Dukan	1	0	24	2	10	.200	2	5	.400	0	0	---	2	2	4	1	2	0	1	0	0	6	6.0
Acy	59	29	876	119	214	.556	19	49	.388	50	68	.735	65	123	188	27	103	0	29	27	24	307	5.2
Butler	17	1	176	25	59	.424	3	18	.167	10	12	.833	5	17	22	10	19	0	9	3	1	63	3.7
Anderson	51	15	721	67	178	.376	23	86	.267	22	29	.759	13	73	86	41	54	0	21	42	14	179	3.5
Moreland	8	0	48	3	6	.500	0	0	---	2	4	.500	3	8	11	1	4	0	0	3	4	8	1.0
KINGS	*82*	*-*	*19805*	*3283*	*7083*	*.464*	*660*	*1839*	*.359*	*1514*	*2089*	*.725*	*868*	*2760*	*3628*	*2009*	*1676*	*12*	*733*	*1326*	*368*	*8740*	*106.6*
OPPONENTS	*82*	*-*	*19805*	*3327*	*7194*	*.462*	*839*	*2293*	*.366*	*1450*	*1902*	*.762*	*926*	*2765*	*3691*	*1986*	*1800*	*10*	*722*	*1308*	*437*	*8943*	*109.1*

** Did not finish season with the team*

Team Notes

- Kings Head Coach George Karl guided the Kings to a 33-49 record (18-23 home, 15-26 road) in their 31st season in Sacramento. The 33 wins were the most since the 2007-08 team won 38.
- The Kings were ranked third in scoring (106.6 ppg), fourth in assists (24.5 apg) and fifth in steals (8.94 spg).
- With the Golden 1 Center set to open prior to the 2016-17 season, the Kings played their final game in Sleep Train Arena, defeating the Oklahoma City Thunder, 114-112, on April 9, 2016.
- The 2015-16 Kings set new Sacramento-era records in three-point field goals made (660) and attempted (1,839) and two-point field goal percentage (.500).
- The Kings ended a 14-game losing streak to the Thunder in Oklahoma City with a 116-104 win on Jan. 4, 2016, and a 22-game losing streak to the Mavericks in Dallas thanks to a 104-101 decision on March 3, 2016.
- An All-Star Game appearance and an All-NBA Second Team nod for the second straight season, DeMarcus Cousins posted career-high averages in scoring (26.9 ppg), steals (1.55 spg) and minutes (34.6 mpg) while also averaging 11.5 rpg, 3.3 apg, 1.4 bpg. Among NBA leaders, Cousins ranked fourth in scoring, fifth in rebounding, sixth in double-doubles (47) and led all players in personal fouls drawn (8.9). Cousins recorded a career-high 56 points to set a new Sleep Train Arena record and a Sacramento-era record for most points in a game in a double-overtime loss to the Hornets on Jan. 25, 2016.
- Rajon Rondo averaged a league-leading 11.7 apg, becoming the first Kings player since Nate Archibald (1972-73, 11.4 apg) to lead the NBA in assists per game. With six triple-doubles during the 2015-16 season, Rondo established a new Sacramento-era single-season record.
- Willie Cauley-Stein was named to the 2015-16 NBA All-Rookie Second Team after averaging 7.0 ppg (.563 FG%, .648 FT%), 5.3 rpg, 1.00 bpg and 21.4 mpg in 66 contests, of which he started 39.

2015-16 GAME-BY-GAME

G	DATE	SCORE	W/L +/-	OPPONENT	W/L	REC	KINGS HI. SCORER/REBOUNDER	OPPONENT HI. SCORER/REBOUNDER	ATT
1	10/28	104-111	-7	L.A. CLIPPERS	L	0-1	Cousins-32/Cousins-13	Griffin-33/Jordan-12	17,458
2	10/30	132-114	+18	L.A. LAKERS	W	1-1	Cousins,Rondo-21/Cousins-11	Clarkson-22/Kelly-6	17,391
3	10/31	109-114	-5	@L.A. Clippers	L	1-2	Rondo-21/C-S,Cousins,Gay-9	Griffin-37/Jordan-18	19,060
4	11/3	89-103	-14	MEMPHIS	L	1-3	Gay-19/Cauley-Stein-7	Randolph-20/Ja.Green-12	17,317
5	11/4	97-118	-21	@Phoenix	L	1-4	Koufos-16/Gay-8	Bledsoe-19/Chandler-11	16,497
6	11/6	110-116	-6	HOUSTON	L	1-5	Casspi,Collison-22/Cauley-Stein-9	Harden-43/Capela-12	16,983
7	11/7	94-103	-9	GOLDEN STATE	L	1-6	Belinelli,Gay-22/Rondo-12	Curry-24/Ezeli-12	17,317
8	11/9	88-106	-18	SAN ANTONIO	L	1-7	Cousins-21/Cousins-12	Leonard-24/Duncan-14	17,317
9	11/11	101-92	+9	DETROIT	W	2-7	Cousins-33/Casspi,Rondo-11	Jackson,Morris-16/Drummond-17	17,317
10	11/13	111-109	+2	BROOKLYN	W	3-7	Cousins-40/Cousins-13	Jack-21/Lopez-10	17,131
11	11/15	107-101	+6	TORONTO	W	4-7	Cousins-36/Cousins-10	DeRozan-24/Biyombo-6	17,006
12	11/18	97-103	-6	@Atlanta	L	4-8	Cousins-24/Cousins,Rondo-12	Millsap-23/Millsap-16	13,008
13	11/19	109-116	-7	@Miami	L	4-9	Belinelli-23/Gay-12	Wade-24/Bosh-11	19,600
14	11/21	97-91	+6	@Orlando	W	5-9	Cousins-29/Cousins-12	Harris-24/Vucevic-11	16,104
15	11/23	122-127*	-5	@Charlotte	L	5-10	Cousins-30/Cousins-11	Walker-39/Batum-10	14,163
16	11/25	129-118	+11	@Milwaukee	W	6-10	Gay-36/Koufos,Rondo-9	Anttkmpo,Middleton-21/Hnsn-11	14,120
17	11/27	91-101	-10	MINNESOTA	L	6-11	Belinelli-17/Koufos-13	Wiggins-22/Dieng,LaVine,Towns-8	17,317
18	11/28	101-120	-19	@Golden State	L	6-12	Gay-20/Acy,Casspi,Gay,Koufos-7	Curry-19/Ezeli,Green-11	19,596
19	11/30	112-98	+14	DALLAS	W	7-12	Cousins-31/Cousins-9	Parsons-14/Pachulia-10	16,937
20	12/3+	97-114	-17	BOSTON	L	7-13	Gay-18/Koufos-10	Olynyk,Thomas-21/Johnson-7	18,660
21	12/5	113-120	-7	@Houston	L	7-14	McLemore-19/Koufos-12	Harden-31/Howard-18	17,318
22	12/6	95-98	-3	@Oklahoma City	L	7-15	Gay-20/Cousins-10	Durant-20/Adams-12	18,203
23	12/8	114-106	+8	UTAH	W	8-15	Cousins,Gay-23/Cousins-12	Burks,Hayward-18/Bker,Favors-10	16,505
24	12/10	99-97	+2	NEW YORK	W	9-15	Cousins-27/Cousins-11	Anthony-23/Anthony-14	17,317
25	12/15	107-97	+10	HOUSTON	W	10-15	Cousins-26/Gay-13	Harden-33/Capela-9	17,317
26	12/18	95-99	-4	@Minnesota	L	10-16	Cousins-24/Cousins-12	Wiggins-32/Dieng-9	12,770
27	12/20	104-94	+10	@Toronto	W	11-16	Gay,Rondo-19/Casspi-11	DeRozan-28/Biyombo-13	19,800
28	12/21	99-113	-14	@Washington	L	11-17	Cousins-22/Cousins,Rondo-8	Gortat-27/Gortat-16	15,124
29	12/23	108-106	+2	@Indiana	W	12-17	Cousins-25/Cousins-16	Ellis-21/George-10	18,165
30	12/27	94-98	-4	PORTLAND	L	12-18	Cousins-36/Gay-14	McCollum-35/Leonard,McCllm-11	17,317
31	12/28	103-122	-19	@Golden State	L	12-19	Casspi-36/Acy-10	K.Thompson-29/Curry-14	19,596
32	12/30	105-110	-5	PHILADELPHIA	L	12-20	Belinelli-28/Casspi,Cousins-11	Noel-20/Grant-11	17,317
33	1/ 2	142-119	+23	PHOENIX	W	13-20	Cousins-32/Cousins-9	Knight-23/Knight,Warren-5	17,317
34	1/ 4	116-104	+12	@Oklahoma City	W	14-20	Cousins-33/Cousins-19	Ibaka-25/Adams-10	18,203
35	1/ 5	116-117**	-1	@Dallas	L	14-21	Cousins-35/Cousins-17	Williams-25/Pachulia-17	20,059
36	1/ 7	118-115	+3	L.A. LAKERS	W	15-21	Cousins-29/Cousins-10	Bryant-28/Randle-10	17,386
37	1/ 9	116-128	-12	GOLDEN STATE	L	15-22	Cousins-33/Cousins-10	Curry-38/Bogut-11	17,317
38	1/ 13	97-109	-12	NEW ORLEANS	L	15-23	Cousins-32/Cousins-12	Davis,Gordon-24/Asik-13	17,317
39	1/ 14	103-101	+2	@Utah	W	16-23	Cousins-36/Cousins-17	Hayward-21/Gobert-12	17,894
40	1/ 16	110-103	+7	@L.A. Clippers	W	17-23	Cousins-19/Cousins-13	Redick-22/Aldrich-10	19,191
41	1/ 20	112-93	+19	@L.A. Lakers	W	18-23	Cousins-36/Cousins-16	Bass-18/Randle-12	18,997
42	1/ 21	91-88	+3	ATLANTA	W	19-23	Cousins-24/Cousins-16	Millsap-14/Millsap-14	17,019
43	1/ 23	108-97	+11	INDIANA	W	20-23	Cousins-48/Cousins-13	George-34/J.Hill-13	17,419
44	1/ 25	128-129**	-1	CHARLOTTE	L	20-24	Cousins-56/Cousins-12	Daniels-28/Kaminsky-8	16,991
45	1/ 26	97-112	-15	@Portland	L	20-25	Cousins-17/Casspi-8	McCollum-18/Plumlee-8	19,393
46	1/ 28	105-114	-9	@New Orleans	L	20-26	Cousins,McLemore-26/Cousins-10	Anderson-36/Asik-13	15,636
47	1/ 30	117-121	-4	@Memphis	L	20-27	Gay-21/Cousins-14	Je.Green-29/Gasol-6	18,119
48	2/1	111-104	+7	MILWAUKEE	W	21-27	Gay-32/Koufos-11	Monroe-24/Monroe-12	16,827
49	2/3	102-107	-5	CHICAGO	L	21-28	Cousins-30/Cousins-11	Moore-24/Gasol-13	17,317
50	2/5	119-128	-9	@Brooklyn	L	21-29	Collison-25/Cousins-10	Johnson-27/Young-14	14,432
51	2/7	119-128	-9	@Boston	L	21-30	Cousins-31/Cousins-7	Bradley-25/Johnson-9	18,624
52	2/8	100-120	-20	@Cleveland	L	21-31	Casspi,Gay-16/Cousins,Rondo-8	Irving-32/Shumpert-11	20,562
53	2/10	114-110	+4	@Philadelphia	W	22-31	Cousins-28/Cousins-12	Covington-29/Okafor-10	12,501
54	2/19	116-110	+6	DENVER	W	23-31	Cousins-37/Cousins-20	Gallinari-27/Barton,Faried-9	17,317
55	2/23	114-110	+4	@Denver	W	24-31	Cousins-39/Gay-10	Barton-18/Jokic-13	15,721
56	2/24	92-108	-16	SAN ANTONIO	L	24-32	Cousins-22/Cousins-10	Parker-23/Aldridge-9	17,317
57	2/26	107-117	-10	L.A. CLIPPERS	L	24-33	Cousins-26/Cousins-15	Paul-40/Jordan-11	17,317
58	2/29	116-131	-15	OKLAHOMA CITY	L	24-34	Cousins-35/Cousins-12	Durant-27/Westbrook-13	17,317
59	3/2	98-104	-6	@Memphis	L	24-35	Cousins-18/Cousins-16	Conley-24/Martin,Randolph-8	15,310
60	3/3	104-101	+3	@Dallas	W	25-35	Cousins-22/Cousins-13	Parsons-28/Lee-11	19,910
61	3/5	94-104	-10	@San Antonio	L	25-36	Cousins-31/Cousins-9	Leonard-25/Leonard-13	18,418
62	3/7	112-115	-3	@New Orleans	L	25-37	Cousins-40/Cousins-16	Davis-31/Davis-10	16,403
63	3/9	111-120	-9	CLEVELAND	L	25-38	Cousins-29/Cousins-11	Irving-30/Thompson-15	17,317
64	3/11	100-107	-7	ORLANDO	L	25-39	Koufos-19/Gay-7	A.Gordon-20/Gordon-11	17,081
65	3/13	99-108	-8	UTAH	L	25-40	Cousins-31/Cousins-10	Favors-28/Favors-14	17,023
66	3/15	106-98	+8	@L.A. Lakers	W	26-40	Collison,Cousins-22/Cousins,Gay-8	Williams-17/Randle-11	18,997
67	3/16	108-123	-15	NEW ORLEANS	L	26-41	Collison-23/Cousins-12	Anderson-29/Davis-14	17,086
68	3/18	108-115	-7	@Detroit	L	26-42	Cousins-31/Cousins-10	Morris-24/Drummond-11	15,982
69	3/20	88-80	+8	@New York	W	27-42	Cousins-24/Cousins-20	Lopez-23/Lopez-20	19,812
70	3/21	102-109	-7	@Chicago	L	27-43	Collison,Cousins-19/Cousins-18	Gibson,Rose-18/Gasol-14	21,531
71	3/23	104-113	-9	@Minnesota	L	27-44	Rondo-25/Koufos-15	Towns-26/Dieng-12	12,151
72	3/25	116-94	+22	PHOENIX	W	28-44	Cousins-29/Cousins-11	Booker-26/Jenkins,Tucker-8	17,317
73	3/27	133-111	+22	DALLAS	W	29-44	Cauley-Stein-21/Cousins-12	Felton-15/Lee,Powell-6	17,147
74	3/28	93-105	-12	@Portland	L	29-45	Curry-21/Cauley-Stein-14	Crabbe-21/Davis-9	19,393
75	3/30	120-111	+9	WASHINGTON	W	30-45	Cousins-29/Cousins-10	Beal-24/Gortat-12	17,185
76	4/1	106-112	-6	MIAMI	L	30-46	Collison-26/Gay-13	Green-30/Whiteside-13	17,317
77	4/2	115-106	+9	@Denver	W	31-46	Gay-25/C-S,Gay-9	Harris-19/Jokic-13	15,607
78	4/5	107-115	-8	PORTLAND	L	31-47	Cousins-30/Rondo-10	McCollum-30/Harkless-16	17,317
79	4/7	97-105	-8	MINNESOTA	L	31-48	Collison-19/Gay-13	Bjelica,Dieng,LaVine-18/Dieng-13	17,317
80	4/9	114-112	+2	OKLAHOMA CITY	W	32-48	Collison-27/Acy,Gay-8	Durant-31/Adams,Ibaka-8	17,317
81	4/11	105-101	+4	@Phoenix	W	33-48	Curry-20/Koufos-8	Teletovic-26/Len-12	17,288
82	4/13	81-116	-35	@Houston	L	33-49	McLemore-24/Koufos-11	Harden-38/Capela-17	18,311

+ Mexico City * overtime

2016-17 SACRAMENTO KINGS

Front row — from left to right: Kings Head Coach David Joerger, Arron Afflalo, Anthony Tolliver, Rudy Gay, Kosta Koufos, Willie Cauley-Stein, Garrett Temple, Associate Head Coach Elston Turner. Second row (L to R): Assistant Coach Duane Ticknor, Assistant Coach Bryan Gates, Assistant Coach Bob Thornton, Tyreke Evans, Ty Lawson, Darren Collison, Langston Galloway, Ben McLemore, Assistant Coach Larry Lewis, Assistant Coach Jason March, Assistant Coach/Scout Dan Hartfield. Last row (L to R): Buddy Hield, Skal Labissiere, Georgios Papagiannis, Malachi Richardson.

				FIELD GOALS			3-POINT FG			FREE THROWS			REBOUNDS				MISCELLANEOUS					SCORING	
PLAYER	G	GS	MIN	FG	FGA	PCT	FG	FGA	PCT	FT	FTA	PCT	OFF	DEF	TOT	AST	PF	DQ	STL	TO	BLK	PTS	AVG
Cousins	55	55	1891	505	1118	.452	95	267	.356	423	549	.770	115	468	583	266	203	4	75	207	74	1528	27.8
Gay	30	30	1013	201	442	.455	42	113	.372	118	138	.855	35	155	190	83	79	0	44	74	26	562	18.7
Collison	68	63	2063	340	714	.476	73	175	.417	147	171	.860	23	129	152	312	119	0	67	114	9	900	13.2
Hield (TOT)	82	55	1888	327	767	.426	148	379	.391	64	76	.842	35	233	268	121	115	0	38	101	9	866	10.6
Hield (SAC)	25	18	727	142	296	.480	59	138	.428	35	43	.814	16	86	102	44	34	0	20	53	2	378	15.1
Evans (TOT)	40	6	788	150	370	.405	42	118	.356	69	92	.750	13	124	137	124	60	0	35	61	9	411	10.3
Evans (SAC)	14	6	314	59	143	.413	21	48	.438	24	34	.706	7	44	51	33	19	0	12	22	5	163	11.6
Lawson	69	25	1732	237	522	.454	34	118	.288	173	217	.797	44	135	179	334	119	1	74	129	6	681	9.9
Labissiere	33	12	612	117	218	.537	3	8	.375	52	74	.703	51	112	163	27	64	1	16	37	13	289	8.8
Afflalo	61	45	1580	185	420	.440	62	151	.411	83	93	.892	9	116	125	78	104	0	21	42	6	515	8.4
Cauley-Stein	75	21	1421	255	481	.530	0	2	.000	101	151	.669	85	254	339	80	147	1	53	69	44	611	8.1
McLemore	61	27	1176	180	419	.430	65	170	.382	70	93	.753	19	110	129	51	108	0	29	62	6	495	8.1
Galloway (TOT)	74	2	1494	207	545	.380	120	308	.390	51	64	.797	27	129	156	93	96	0	46	46	6	585	7.9
Galloway (SAC)	19	2	375	42	104	.404	19	40	.475	11	12	.917	7	28	35	28	20	0	6	18	1	114	6.0
Temple	65	20	1728	183	432	.424	82	220	.373	58	74	.784	32	152	184	168	141	0	84	78	28	506	7.8
Barnes	54	13	1366	147	383	.384	69	211	.327	50	66	.758	55	238	293	150	138	0	36	83	17	413	7.6
Tolliver	65	9	1477	155	351	.442	90	230	.391	61	82	.744	51	186	237	77	109	0	34	56	20	461	7.1
Koufos	71	62	1419	216	392	.551	0	1	.000	38	62	.613	118	285	403	47	172	2	36	61	48	470	6.6
Farmar	2	0	35	4	12	.333	4	9	.444	0	0	---	1	2	3	9	1	0	2	3	0	12	6.0
Casspi	22	2	397	53	117	.453	11	29	.379	12	21	.571	20	70	90	26	23	0	10	17	1	129	5.9
Papagiannis	22	0	355	56	102	.549	0	2	.000	12	14	.857	24	62	86	20	44	0	3	24	17	124	5.6
Richardson	22	0	198	28	68	.412	8	28	.286	15	19	.789	3	20	23	11	23	0	5	8	1	79	3.6
KINGS	*82*	*-*	*19880*	*3105*	*6734*	*.461*	*737*	*1960*	*.376*	*1483*	*1913*	*.775*	*715*	*2652*	*3367*	*1844*	*1667*	*9*	*627*	*1201*	*324*	*8430*	*102.8*
OPPONENTS	*82*	*-*	*19880*	*3153*	*6824*	*.462*	*896*	*2462*	*.364*	*1546*	*1988*	*.778*	*826*	*2689*	*3515*	*1941*	*1646*	*10*					

Team Notes

- Kings Head Coach Dave Joerger guided the Kings to a 32-50 record (17-24 home, 15-26 road) in his first season as the team's head coach and the Kings' 32nd season in Sacramento.
- The Kings opened the brand new Golden 1 Center in downtown Sacramento and sold out all 41 home games, averaging 17,608 fans each game.
- On February 20, 2017, The Sacramento Kings acquired guards Buddy Hield, Tyreke Evans, Langston Galloway and 2017 first and second-round draft selections from the New Orleans Pelicans in exchange for forward/center DeMarcus Cousins and forward Omri Casspi.
- In games decided by three points or less, Sacramento was 10-6 on the season and 17-13 in games decided by five points or less.

2016-17 GAME-BY-GAME

G	DATE	SCORE	W/L +/-	OPPONENT	W/L	REC	KINGS HI. SCORER/REBOUNDER	OPPONENT HI. SCORER/REBOUNDER	ATT
1	10/26	113-94	+19	@Phoenix	W	1-0	Cousins-24/Barnes-7	Booker-18/Chandler-10	18,055
2	10/27	94-102	-8	SAN ANTONIO	L	1-1	Cousins-37/Cousins-16	Leonard-30/Anderson-8	17,608
3	10/29	106-103	+3	MINNESOTA	W	2-1	Cousins-29/Cousins,Koufos-7	Wiggins-29/Dieng-13	17,608
4	10/31	95-106	-11	@Atlanta	L	2-2	Gay-22/Cousins-12	Howard-18/Millsap-13	12,501
5	11/1	96-108*	-12	@Miami	L	2-3	Cousins, Gay-30/Gay-12	Dragic-25/Whiteside-11	19,612
6	11/3	94-102	-8	@Orlando	L	2-4	Cousins-33/Cousins,Koufos,Lawson-7	Fournier-29/Gordon-11	17,026
7	11/5	91-117	-26	@Milwaukee	L	2-5	Temple-19/Koufos-7	Teletovic-22/Antetokounmpo-8	16,021
8	11/6	96-91	+5	@Toronto	W	3-5	Gay-23/Cousins-14	DeRozan-23/Patterson-9	19,800
9	11/8	102-94	+8	NEW ORLEANS	W	4-5	Cousins-28/Barnes-8	Davis-34/Asik-9	17,608
10	11/10	91-101	-10	L.A. LAKERS	L	4-6	Cousins-28/Cousins-9	Williams-21/Randle-8	17,608
11	11/11	120-122*	-2	@Portland	L	4-7	Cousins-33/Gay-14	Lillard-36/Harkless-8	19,918
12	11/16	105-110	-5	SAN ANTONIO	L	4-8	Cousins-26/Cousins-17	P.Gasol-24/Aldridge-8	17,608
13	11/18	115-121	-6	L.A. CLIPPERS	L	4-9	Cousins-38/Cousins-13	Griffin-29/Jordan-12	17,608
14	11/20	102-99	+3	TORONTO	W	5-9	Gay-23/Cousins-10	Lowry-25/Valanciunas-13	17,608
15	11/23	116-101	+15	OKLAHOMA CITY	L	6-9	Cousins-36/Cousins-13	Westbrook-31/Westbrook-11	17,608
16	11/25	104-117	-13	HOUSTON	L	6-10	Cousins-32/Cousins-9	Harden-23/Ariza,Capella-10	17,608
17	11/27	122-105	+17	@Brooklyn	W	7-10	Cousins-37/Cousins-11	Kilpatrick-22/Hamilton-10	13,646
18	11/28	95-101*	-6	@Washington	L	7-11	Cousins-36/Cousins-20	Beal-31/Oubre Jr.-11	12,751
19	12/2	92-97	-5	@Boston	L	7-12	Cousins-28/Barnes-16	Horford-26/Bradley,Jerebko-9	18,624
20	12/4	98-106	-8	@New York	L	7-13	Cousins-36/Cousins-13	Anthony,Rose-20/Porzingis-14	19,812
21	12/7	120-89	+31	@Dallas	W	8-13	Cousins-24/Cousins-13	Williams-20/Mejri-7	19,711
22	12/9	100-103	-3	NEW YORK	L	8-14	Cousins-28/Cousins-12	Anthony-33/Porzingis,O'Quinn-11	17,608
23	12/10	84-104	-20	@Utah	L	8-15	Gay-20/Cousins-10	Hayward-26/Gobert-15	19,331
24	12/12	116-92	+24	L.A. LAKERS	W	9-15	Cousins-31/Cousins-17	Russell-17/Randle-8	17,608
25	12/14	98-132	-34	@Houston	L	9-16	Temple-20/Tolliver-10	Anderson-22/Harden-11	15,039
26	12/16	96-92	+4	@Memphis	W	10-16	Cousins-22/Koufos-13	Gasol-20/Allen,Randolph-9	15,987
27	12/18	79-99	-20	@Dallas	L	10-17	Cousins-33/Koufos-9	Finney-Smith-17/Barnes-9	19,504
28	12/20	126-121	+5	PORTLAND	W	11-17	Cousins-55/Cousins-14	McCollum-36/Ma.Plumlee-13	17,608
29	12/21	94-93	+1	@Utah	W	12-17	Cousins-21/Cousins-8	Hayward-28/Gobert-14	19,195
30	12/23	109-105	+4	@Minnesota	W	13-17	Cousins-32/Cousins-7	LaVine-40/LTowns-13	13,288
31	12/26	102-100	+2	PHILADELPHIA	W	14-17	Cousins-30/Gay-9	Embiid-25/Saric-9	17,608
32	12/28	89-102	-13	@Portland	L	14-18	Cousins-28/Koufos-10	McCollum-20/Ma. Plumlee-14	19,665
33	12 31	98-112	-14	MEMPHIS	L	14-19	Cousins-26/Barnes,Koufos-8	Conley-22/Conley-8	17,608
34	1/ 3	120-113	+7	@Denver	W	15-19	Cousins-31/Cousins-6	Gallinari-24/Jokic,Nurkic-6	11,018
35	1/ 4	102-107	-5	MIAMI	L	15-20	Afflalo,Lawson,Temple-15/Barnes-7	T.Johnson-23/Richardson-8	17,608
36	1/ 6	98-106	-8	L.A. CLIPPERS	L	15-21	Cousins-25/Cousins-11	Rivers-24/Speights-11	17,608
37	1/ 8	106-117	-12	GOLDEN STATE	L	15-22	Gay-23/Cousins-10	Curry-30/Durant,Green, Iguodala,Pachulia-7	17,608
38	1/ 10	100-94	+6	DETROIT	W	16-22	Cousins-24/Cousins-11	Caldwell-Pope-21/Drummond-12	17,608
39	1/ 13	108-120	-12	CLEVELAND	L	16-23	Cousins-26/Gay-10	Irving-26/Love-17	17,608
40	1/ 15	118-122	-4	OKLAHOMA CITY	L	16-24	Cousins-31/Cousins-11	Westbrook-36/Kanter-12	17,608
41	1/ 18	100-106	-6	INDIANA	L	16-25	Cousins-25/Cousins-12	George-24/Teague-7	17,608
42	1/ 20	91-107	-16	@Memphis	L	16-26	Cousins-19/Cousins-10	Gasol-28/Allen,Randolph-10	16,991
43	1/ 21	99-102	-3	@Chicago	L	16-27	Cousins-42/Cousins-14	Wade-30/Felicio-10	21,606
44	1/ 23	109-104	+5	@Detroit	W	17-27	Cousins-22/Cousins-13	Jackson-18/Drummond-12	14,017
45	1/ 25	116-112*	+4	@Cleveland	W	18-27	Cousins-28/Cousins-11	James-24/Love-16	20,562
46	1/ 27	111-115*	-4	@Indiana	L	18-28	Collison,Cousins-26/Cousins-16	George-33/Teague-8	17,522
47	1/ 28	109-106	+3	@Charlotte	W	19-28	Cousins-35/Cousins-18	Walker-26/Batum,Hawes-7	18,597
48	1/30+	119-122	-3	@Philadelphia	L	19-29	Cousins-46/Cousins-15	Covington-23/Covington-10	15,840
49	1/31	83-105	-22	@Houston	L	19-30	Cousins-16/Barnes-11	Anderson-25/Anderson,Capela-11	15,187
50	2/3	103-105	-2	PHOENIX	L	19-31	Collison-22/Cousins-11	Booker-33/Chandler-12	17,608
51	2/4	109-106*	+3	GOLDEN STATE	W	20-31	Cousins-32/Barnes-14	Curry-35/Durant-9	17,608
52	2/6	107-112	-5	CHICAGO	L	20-32	Lawson-22/Cousins-14	Wade-31/Carter-Williams,Lopez,Wade-6	17,608
53	2/8	108-92	+16	BOSTON	W	21-32	Colison-26/Barnes,Koufos-11	Thomas-26/Olynyk-11	17,608
54	2/10	108-107	+1	ATLANTA	W	22-32	Collison,Cousins,McLemore-22/Cousins-11	Hardaway-28/Howard-11	17,608
55	2/12	105-99	+6	NEW ORLEANS	W	23-32	Cousins-28/Cousins-14	Davis-32/Davis-10	17,608
56	2/14	97-96	+1	@L.A. Lakers	W	24-32	Cousins-40/Cousins-12	Williams-29/Clarkson,Randle-7	19,997
57	2/15	86-109	-23	@Golden State	L	24-33	Barnes-15/Barnes-14	Thompson-35/McGee-10	19,596
58	2/23	116-100	+16	DENVER	W	25-33	Cauley-Stein-29/Cauley-Stein-10	Harris-23/Jokic-11	17,608
59	2/25	85-99	-14	CHARLOTTE	L	25-34	McLemore-18/Labissiere-13	Kaminsky-23/Kaminsky-13	17,608
60	2/27	88-102	-14	MINNESOTA	L	25-35	Cauley-Stein,Koufos,McLemore-14/Koufos-11	Towns-29/Towns-17	17,608
61	3/1	100-109	-9	BROOKLYN	L	25-36	Hield-16/Tolliver-6	Lopez-24/Booker,Lopez-8	17,608
62	3/5	109-110*	-1	UTAH	L	25-37	Lawson-19/Koufos-10	Hood-28/Gobert-23	17,608
63	3/6	96-108	-12	@Denver	L	25-38	Collison-17/Koufos-9	Chandler-36/Chandler,Plumlee-11	11,614
64	3/8	104-114	-10	@San Antonio	L	25-39	Evans-26/Koufos-10	Ginobli-19/Lee-10	18,418
65	3/10	122-130*	-8	WASHINGTON	L	25-40	Cauley-Stein-20/Cauley-Stein-13	Beal-38/Beal-10	17,608
66	3/11	92-105	-13	DENVER	L	25-41	Hield-17/Koufos-8	Harris-24/Jokic-14	17,608
67	3/13	120-115	+5	ORLANDO	W	26-41	Collison,Tolliver-19/ Cauley-Stein-8	Vucevic-23/Payton-10	17,608
68	3/15	107-101	+6	@Phoenix	W	27-41	Labissiere-32/C-Stein,Labissiere-11	Warren-24/Williams-11	17,196
69	3/18	94-110	-16	@Oklahoma City	W	27-42	Papagiannis-14/Papagiannis-11	Westbrook-28/Adams-13	18,203
70	3/19	102-118	-16	@San Antonio	L	27-43	Hield,C-Stein-18/Papagiannis-10	Gasol-22/Gasol-9	18,418
71	3/22	104-113	-18	MILWAUKEE	L	27-44	Hield-21/C-Stein,Labissiere-8	Antetokounmpo-32/ Antetokounmpo 14	17,608
72	3/24	100-114	-14	@Golden State	L	27-45	Hield-22/Labissiere-10	Curry-27/McGee-10	19,596
73	3/26	98-97	+1	@L.A. Clippers	W	28-45	Collison-19/Cauley-Stein-14	Jordan-20/Jordan-11	19,060
74	3/27	91-90	+1	MEMPHIS	W	29-45	Collison-23/Cauley-Stein-9	Conley-22/Randolph-15	17,608
75	3/29	82-112	-30	UTAH	L	29-46	McLemore-22/Cauley-Stein-8	Hayward-20/Gobert-15	17,608
76	3/31	89-117	-28	@New Orleans	L	29-47	McLemore-15/Cauley-Stein-14	Cousins-37/Cousins-13	17,304
77	4/1	123-117	+6	@Minnesota	W	30-47	Hield-22/Cauley-Stein-10	Wiggins-32/Towns-11	18,960
78	4/4	98-87	+1	DALLAS	W	31-47	McLemore-22/Cauley-Stein-16	Brussino-13/Noel-10	17,608
79	4/7	94-98	-4	@L.A. Lakers	L	31-48	Labissiere-19/Papagiannis-10	Randle-25/Nance Jr.-11	18,997
80	4/9	128-135	-7	HOUSTON	L	31-49	Labissiere-25/Cauley-Stein-10	Harden-35/Harden-11	17,608
81	4/11	129-104	+25	PHOENIX	W	32-49	Hield-30/Lawson,McLemore-10	Ulis-27/Williams-11	17,608
82	4/12	95-115	-20	@L.A. Clippers	L	32-50	Cauley-Stein-19/Cauley-Stein-14	Jordan,Redick-18/Jordan-17	19,060

+Postponed from 11/30 * overtime

KINGS YEARLY TRANSACTIONS

1971-72:

April 10, 1972 — Selected 6-10 Eau Claire State center Mike Ratliff in the second round (#28 overall) and 6-8 USC forward Ron Riley in the third round (#38 overall) of the 1972 NBA Draft.

1972-73:

October 9, 1972 — Acquired forward Toby Kimball from Milwaukee for a future draft choice.

November 2, 1972 — Acquired 6-5 guard Dick Gibbs from Houston for cash.

November 9, 1972 — Traded guard John Mengelt to Detroit for a future draft choice.

August 9, 1972 — Acquired 6-6 forward Don Kojis from Seattle in exchange for Jim Fox and future considerations.

January 26, 1973 — Acquired 6-10 center John Block from Philadelphia in exchange for Tom Van Arsdale and a future draft choice.

April 10, 1973 — Selected 6-9 Minnesota forward Ron Behagen in the first round (#7 overall), 6-3 Marshall guard Mike D'Antoni (#20 overall) and 6-9 Marquette forward Larry McNeill in the second round (#25 overall) of the 1973 NBA Draft.



MIKE D'ANTONI

1973-74:

October 8, 1973 — Signed 6-1 free agent guard Howard "Butch" Komives.

October 29, 1973 — Acquired 6-3 guard Jimmy Walker in exchange for veteran forward Matt Guokas.

November 12, 1973 — Acquired 6-11 center Otto Moore from Houston for forward Ron Riley.

December 5, 1973 — Signed 6-1 free agent guard Justus Thigpen.

May 29, 1974 — Selected 6-7 Colorado forward Scott Wedman in the first round (#6 overall) and 7-0 Tennessee center Len Kosmalski in the second round (#24 overall) of the 1974 NBA Draft.

1974-75:

February 1, 1975 — Acquired 6-6 forward Ollie Johnson and 6-2 guard Rick Adelman from the New Orleans Jazz in exchange for Nate Williams.

June 25, 1975 — Selected 6-7 DePaul forward Bill Robinzine (#10 overall) and 6-7 Pennsylvania guard-forward Bob Bigelow (#13 overall) in the first round and 6-5 Louisiana State guard Glenn Hansen (#31 overall) in the second round of the 1975 NBA Draft.

RICK ADELMAN

1975-76:

October 14, 1975 — Acquired 6-2 free agent guard Lee Winsfield from Buffalo's waivers.

November 12, 1975 — Signed 6-9 free agent Rick Roberson.

December 8, 1975 — Acquired former Kings forward Matt Guokas from Chicago for future draft choices.

1976-77:

June 8, 1976 — Selected 6-10 UCLA forward-center Richard Washington in the first round (#3 overall) and 6-4 UCLA guard Andre McCarter in the sixth round (#89 overall) of the 1976 NBA Draft.

August 5, 1976 — Selected 6-2 guard Ron Boone, previously of the American Basketball Association's Utah Stars, in the first round (#3 overall) and 6-3 guard Mike Barr, previously of the ABA's Spirits of St. Louis, in the second round (#25 overall) of the 1976 ABA-NBA Dispersal Draft.

KINGS YEARLY TRANSACTIONS

September 10, 1976	Acquired 6-2 guard Brian Taylor, 6-11 center and Sacramento native Jim Eakins, and a future draft choice from New Jersey in exchange for guard Nate "Tiny" Archibald.
1977-78:	
May 25, 1977	Acquired 7-2 center Tom Burleson from the Denver Nuggets in exchange for guard Brian Taylor and a future draft choice.
June 1, 1977	Acquired 6-2 guard Lucius Allen from the Los Angeles Lakers in exchange for Ollie Johnson and future draft choices.
June 10, 1977	Selected 6-4 Houston guard Otis Birdsong in the first round (#2 overall) and 6-3 North Carolina guard John Kuester in the third round (#53 overall) of the 1977 NBA Draft.
September 19, 1977	Signed 6-8 free agent forward Bob Nash
October 20, 1977	Signed 6-3 free agent guard Louie Nelson.
November 16, 1977	Signed 6-9 forward Kevin Restani off waivers from Milwaukee.
1978-79:	
May 10, 1978	Hired Lowell "Cotton" Fitzsimmons as head coach.
June 9, 1978	Selected 6-1 North Carolina guard Phil Ford in the NBA Draft with the second overall pick.
January 30, 1979	Waived rookie free-agent guard Marlon Redmond.
March 11, 1979	Signed forward Ron Behagen to a 10-day contract. Behagen was previously drafted by the Kings with the seventh overall pick in the 1973 NBA Draft.
June 25, 1979	Selected 6-6 Alabama forward Reggie King with the #18 overall pick in the 1979 NBA Draft.
1979-80:	
July 24, 1979	Hired John Begzos as General Manager.
October 8, 1979	Waived veteran guard Lucius Allen, and forwards Bob Nash and Darnell Hillman.
October 11, 1979	Acquired 6-6 Tennessee guard-forward Ernie Grunfeld and a second round draft choice from the Milwaukee Bucks in exchange for forward-center Richard Washington.
November 27, 1979	Acquired 6-10 center Len Elmore from the Indiana Pacers for the Bucks' second-round pick from the Grunfeld-Washington deal. Waived guard Marlon Redmond to make room for Len Elmore.
May 14, 1980	Signed Coach Lowell "Cotton" Fitzsimmons to a four-year contract extension.
May 28, 1980	Allowed 6-0 Northwestern reserve guard Billy McKinney to be selected by the Dallas Mavericks in the NBA expansion draft.
June 10, 1980	Selected 6-5 North Carolina State guard Charles "Hawkeye" Whitney with the #16 overall pick in the 1980 NBA Draft.
June 12, 1980	Signed 6-10 Alabama free agent center-forward Leon Douglas to a five-year contract.
June 20, 1980	Received Bucks' 1981 second round draft choice as compensation for Len Elmore.

PHIL FORD

ERNIE GRUNFELD

KINGS YEARLY TRANSACTIONS

1980-81:

July 8, 1980	Released 7-2 center Tom Burleson.
September 10, 1980	Acquired 6-3 Kansas guard JoJo White from the Golden State Warriors for future cash considerations.
September 16, 1980	Signed first round draft choice Hawkeye Whitney to a multi-year contract.
September 25, 1980	Acquired 6-10 Southern Illinois center Joe Meriweather and New York's 1981 first round draft pick (via Seattle) in a three-way trade also involving the Knicks and Cleveland, who received forward Bill Robinzine.
October 30, 1989	Relieved John Begzos as Executive Vice President and General Manager.
November 3, 1980	Received $50,000 and Atlanta's 1981 second round draft pick after Tom Burleson signed with the Hawks, as awarded by NBA commissioner Larry O'Brien.
November 8, 1980	Signed 6-0 Marquette guard Lloyd Walton.
December 26, 1980	Waived 6-8 forward Gus Gerard and signed 6-10 USC free agent forward John Lambert.
January 20, 1981	Signed 6-6 UCLA guard-forward Frankie Sanders to a 10-day contract.
January 23, 1981	Hired Jeff Cohen as Executive Vice President and General Manager.
February 12, 1981	Signed Frankie Sanders for the remainder of the 1980-81 season.
June 9, 1981	Matched Cleveland's offer for 6-4 guard Otis Birdsong, then traded Birdsong [along with the Kings second round draft choice (#44) in the 1981 NBA Draft] to the New Jersey Nets for 6-9 forward Cliff Robinson. Minutes before the trading deadline, the Kings received Cleveland's first round draft choice (#17 overall) by pledging not to exercise the right of first refusal in matching the Cavaliers' offer to 6-7 forward Scott Wedman. Selected 6-10 Oregon State center Steve Johnson (#7) and 6-6 Alabama State guard-forward Kevin Loder (#17) in the first round and 6-6 Illinois forward Eddie Johnson (#29 overall) in the second round of the 1981 NBA Draft.

1981-82:

July 30, 1981	Signed six-year veteran forward-center Joe Meriweather to a three-year pact.
August 26, 1981	Acquired 6-2 guard Larry Drew in a trade with the Detroit Pistons, giving up second round draft choices in 1982 and 1984.
September 11, 1981	Signed 1981 second round draft choice Eddie Johnson.
October 1, 1981	Signed Kevin Loder to a multi-year contract on the day before training camp opened.
October 7, 1981	Signed Steve Johnson to a multi-year contract.
November 12, 1981	Acquired 6-5 forward Mike Woodson and a 1982 first round draft pick from the New Jersey Nets for 12-year veteran center Sam Lacey. The pick was to be the earlier selection from the Phoenix Suns or Los Angeles Lakers.
February 16, 1982	Acquired 6-9 forward Reggie Johnson from Cleveland for Cliff Robinson. Received the San Antonio Spurs' 1984 third round draft pick and cash for John Lambert.
February 18, 1982	Signed 6-8 Duke forward Ken Dennard, the final cut in preseason camp, through the 1983-84 season, making him the fourth rookie to earn a roster spot on the team.
April 30, 1982	Rehired General Manager Joe Axelson to a five-year contract after Jeff Cohen, General Manager and Executive Vice President resigned after 13 months.
June 29, 1982	Selected 6-10 Texas forward-center LaSalle Thompson with the fifth overall pick and 6-5 Georgia Tech guard Brook Steppe with the #17 overall pick in the 1982 NBA Draft.

1982-83:

November 9, 1982	Signed LaSalle Thompson to a multi-year contract.
November 19, 1982	Waived Leon Douglas to create roster room for LaSalle Thompson.
February 15, 1983	Activated Ken Dennard and traded Reggie Johnson to the Philadelphia 76ers for cash.
June 8, 1983	Franchise was purchased for cash and assumption of obligations totaling $10.5 million dollars by Sacramento, California, business and real estate investors, Joseph Benvenuti, Frank and Gregg Lukenbill, Robert A. Cook, Stephen H. Cippa, and Frank McCormack.
June 28, 1983	Obtained 6-8 veteran power forward Mark Olberding from the Chicago Bulls in exchange for guard Ennis Whatley, the #13 pick of the 1983 NBA Draft. In the second round, the Kings obtained the Bulls second round selection 6-9 Houston forward Larry Micheaux (#29 overall) in exchange for its second-round selection 6-7 San Jose State forward Chris McNealy (#38 overall) and a 1984 second round pick.

LASALLE THOMPSON

KINGS YEARLY TRANSACTIONS

1983-84:

July 20, 1983	Signed 6-7 Kansas State forward and 1982 eighth round pick (#166 overall) Ed Nealy to a two-year contract.
August 1, 1983	Signed Larry Micheaux to a three-year deal.
September 17, 1983	Acquired 6-6 veteran guard Billy Knight from the Indiana Pacers in a three-team deal with New York and Indiana. Kings also received a 1984 second round pick from Indiana in exchange for Brooke Steppe and cash from New York in exchange for 6-2 guard Ray Williams. The Knicks also sent the Pacers their 1984 first round pick and 6-5 guard Vince Taylor.
September 26, 1983	Received the Denver Nuggets' 1985 third round pick in exchange for Ken Dennard.
September 28, 1983	Signed 6-4 veteran free agent guard Don Buse to a one-year contract.
September 29, 1983	Signed veteran free agent guard Larry Drew to a five-year contract. Contract terms were not disclosed, however the deal included an innovative cash/real estate compensation package.
October 12, 1983	Signed 6-5 veteran free agent forward Mike Woodson to a five-year deal.
October 26, 1993	Received the Seattle SuperSonics' 1985 second round pick in exchange for 6-6 forward Reggie King.
October 28, 1983	Signed 6-3 guard Dane Suttle for the remainder of the season after placing Mike Woodson on the injured list for rehabilitation from orthoscopic surgery for torn cartilage in his right knee.
November 22, 1983	Activated Mike Woodson and waived forward Kevin Loder.
February 15, 1984	Acquired 6-5 NBA All-Star guard Reggie Theus minutes before the trading deadline from the Chicago Bulls. In exchange, traded veteran Steve Johnson and three second round draft selections, two from previous deals, (Indiana's 1984, Kansas City's 1985, and Seattle's 1985) to the Bulls.
March 31, 1984	Signed 6-10 veteran free agent center Dave Robisch to a two-year contract and placed Joe Meriweather on the injured list.
May 15, 1984	Named Jack McKinney head coach.
June 19, 1984	Selected 6-10 Providence College forward Otis Thorpe with the #9 overall pick in the first round of the 1984 NBA Draft.

1984-85:

July 11, 1984	Extended the club's first-ever free agent offer sheet to veteran center Paul Mokeski of the Milwaukee Bucks. The Bucks matched the offer on July 24, thus retaining the rights to Mokeski.
September 21, 1984	Signed Kings free agent Joe Meriweather to a one-year contract.
September 24, 1984	Inked rookie Otis Thorpe to a multi-year deal.
October 24, 1984	Released Ed Nealy, trimming the roster to 11.
November 2, 1984	Signed 6-9 free agent forward Peter Verhoeven to a one-year contract.
November 18, 1984	Named former Kings mentor Phil Johnson head coach by signing a three-year deal after Jack McKinney unexpectantly resigned.
December 6, 1984	Waived 6-2 guard Dane Suttle.
December 8, 1984	Signed 6-7 forward David Pope.
December 11, 1984	Acquired 6-11 veteran reserve center Mark McNamara from San Antonio in exchange for veteran swingman Billy Knight, in a deal signed hours before the two teams were set to tip off. Both players donned their new uniforms at game time.
December 14, 1984	Signed 6-3 veteran free agent guard Kenny Natt to a 10-day contract to replace Larry Drew, who was placed on the injured list with a severely sprained left foot suffered in the previous game at Dallas.
February 27, 1985	Waived Pope and re-signed Ed Nealy, who was playing with the Sarasota Stingers of the CBA.
June 18, 1985	Selected 6-11 Arkansas center Joe Kleine with the sixth overall pick, marking the first NBA Draft choice made by the Kings in Sacramento.

1985-86:

August 9, 1985	Received Milwaukee's 1986 third round draft pick in exchange for Mark McNamara.
September 5, 1985	Signed Sacramento native, 6-8 St. Mary's forward David Cooke to a two-year contract.
September 17, 1985	Signed 7-0 veteran free agent center Rich Kelley to a one-year deal.
September 26, 1985	Signed veteran free agent forward Mark Olberding to a two-year pact.
October 8, 1985	Signed rookie Kleine to a multi-year contract 12 days after training camp opened.
November 18, 1985	Signed Detroit Pistons' 6-7 veteran free agent forward Terry Tyler to an offer sheet.
November 20, 1985	Acquired Tyler and compensated Detroit with an option to switch first round draft picks in either 1986 or 1987, or a second round choice in 1987 and an undisclosed amount of cash. Waived David Cooke to clear room on the roster.
December 17, 1985	Signed 6-2 veteran free agent guard Mike Bratz for the remainder of the season and waived rookie Michael Adams.
June 17, 1986	Selected 6-7 Villanova swingman Harold Pressley with the #17 overall pick in the first round and 6-10 UC Irvine forward Johnny Rogers with the #57 overall pick in the second round of the 1986 NBA Draft.

KINGS YEARLY TRANSACTIONS

1986-87:

August 7, 1986	Signed Los Angeles Clippers' free agent guards Derek Smith and Franklin Edwards to offer sheets.
August 19, 1986	Secured Smith, Edwards, and veteran Junior Bridgeman days before the LA Clippers deadline for matching the Kings offer. In exchange, the club sent guards Larry Drew, Mike Woodson, a 1988 first round draft pick, a 1989 second round draft pick, and an undisclosed amount of cash to the Clippers.
September 5, 1986	Signed 1986 second round draft choice (#57 overall) Johnny Rogers to a two-year contract.
September 23, 1986	Signed 1986 first round draft pick Harold Pressley to a four-year deal.
October 17, 1986	Announced during player introductions of the Kings pre-season game at ARCO Arena the signing of veteran free agent LaSalle Thompson to a four-year pact. Waived free agent forward Bill Nelson.
October 22, 1986	Waived guards Mike Bratz and Bruce Douglas.
October 23, 1986	Matched an offer sheet extended to veteran free agent Eddie Johnson by Cleveland.
October 25, 1986	Re-signed Bruce Douglas after guard Franklin Edwards suffered a fracture in his right foot and was subsequently sidelined through January, 1987.
October 28, 1986	Placed veteran Junior Bridgeman and free agent Dan Federmann on waivers.
December 16, 1986	Waived Bruce Douglas and signed guard Othell Wilson.
December 23, 1986	Waived guard Brook Steppe.
December 26, 1986	Signed Brooke Steppe to a 10-day contract.
January 6, 1987	Signed Brooke Steppe to a second 10-day contract.
January 15, 1987	Placed Franklin Edwards on the active roster for the first time since his pre-season injury and released Steppe.
February 1, 1987	Signed guard Jerry Eaves to a 10-day contract after Franklin Edwards reinjured his foot.
February 9, 1987	Terminated Head Coach Phil Johnson and Assistant Coach Frank Hamblen after opening the season with a 14-32 record. Jerry Reynolds assumed the head coaching duties and former Kings' player Don Buse was assigned the assistant coach position.
February 13, 1987	Released Jerry Eaves.
February 16, 1987	Signed guard Reggie Theus to a three-year contract extension with an option for a fourth year.
April 27, 1987	Signed NBA Hall of Fame center Bill Russell to a seven-year deal, effective June 1. Russell assumed the head coaching duties and within four years had the option of becoming general manager and eventually president.
May 2, 1987	Waived Othell Wilson.
May 23, 1987	Hired Willis Reed as an assistant coach.
June 21, 1987	Acquired 6-9 forward Ed Pickney from Phoenix with a 1988 second round pick in exchange for forward Eddie Johnson.
June 22, 1987	Selected 6-3 North Carolina guard Kenny Smith with the sixth overall pick in the 1987 NBA Draft.

1987-88:

October 14, 1987	Signed rookie Kenny Smith to a four-year deal six days after training camp opened.
October 15, 1987	Acquired 7-0 veteran center Jawann Oldham from the New York Knicks in exchange for a 1988 second round draft pick.
November 3, 1987	Waived second-year forward Johnny Rogers and placed guard Franklin Edwards on the injured list with a sprained right ankle.
December 14, 1987	Acquired 6-5 Mike McGee from the Atlanta Hawks in exchange for the Kings' second round picks in 1991 and 1995. Waived rookie Joe Arlauckas to clear room for McGee.
January 18, 1988	Waived veteran Franklin Edwards and activated Derek Smith from the injured list where he was placed after undergoing an individualized knee strengthening program for his left knee.
March 7, 1988	Announced the re-alignment of the basketball operations staff. Named Bill Russell vice president of basketball operations, after compiling a 17-41 record as head coach, Jerry Reynolds head coach, and reassigned President and General Manager Joe Axelson as vice president of business operations. Reynolds' first move was to name former Kings coach Phil Johnson as his assistant.
March 26, 1988	Signed Conner Henry to the first of two 10-day contracts to replace Derek Smith who fractured the frontal rim of his left eye after colliding with Utah's Karl Malone and missed the remainder of the season.
April 1, 1988	Signed 7-2 free agent center Martin Nessley to a 10-day contract to replace center LaSalle Thompson who was placed on the injured list for the first time in his six-year career after tearing his lateral meniscus in his right knee, a season-ending injury.
April 11, 1988	Signed Martin Nessley to a second 10-day contract.
April 14, 1988	Signed Connor Henry for the remainder of the season.
June 28, 1988	Acquired forward Randy Wittman and the Atlanta Hawks' 1988 first round pick (#18 overall) in exchange for Reggie Theus and the Kings' 1988 third round draft choice. Selected 6-8 San Jose State guard Ricky Berry (#18 overall) with the first round pick and 6-5 North Carolina State guard Vinny Del Negro (#29 overall) with the second round selection in the 1988 NBA Draft.

KINGS YEARLY TRANSACTIONS

RICKY BERRY

1988-89:

August 1, 1988	Signed rookie Ricky Berry to a three-year contract.
August 22, 1988	Signed rookie Vinny Del Negro to a two-year contract.
October 6, 1988	Waived veteran forward Terry Tyler.
October 11, 1988	Acquired 6-8 forward Rodney McCray and 6-11 center Jim Peterson from the Houston Rockets for free agent Otis Thorpe after signing Thorpe to a multi-year contract.
October 19, 1988	Released rookie free agent Randy Allen.
October 31, 1988	Received the New Jersey Nets' 1991 and 1996 second round picks in exchange for Mike McGee.
December 12, 1988	Hired Herman Kull as assistant coach after Phil Johnson resigned to accept a similar position with the Utah Jazz.
December 16, 1988	Waived 6-2 Georgetown guard Michael Jackson.
February 1, 1989	Signed Jim Peterson, who was to be an unrestricted free agent at the end of the season, to a multi-year contract extension with the club through the mid-1990's.
February 7, 1989	Waived veteran swingman Derek Smith and signed Michael Jackson to a 10-day contract.
February 18, 1989	Signed Michael Jackson to a contract for the remainder of the season.
February 20, 1989	Acquired 6-9 Oklahoma forward Wayman Tisdale and a 1990 or 1991 second round draft pick from the Indiana Pacers in exchange for LaSalle Thompson and Randy Wittman.
February 23, 1989	Acquired 6-5 veteran guard and two-time NBA All-Star Danny Ainge and 7-0 Iowa forward-center Brad Lohaus in exchange for center Joe Kleine and forward Ed Pickney.
March 3, 1989	Signed 6-8 forward Randy Allen to a 10-day contract following injuries suffered by Rodney McCray and Ricky Berry.
March 13, 1989	Signed Randy Allen to a second 10-day contract.
March 23, 1989	Signed Randy Allen for the remainder of the season.
June 27, 1989	Selected 6-10 Louisville center Pervis Ellison with the franchise's first number one overall pick in the 1989 NBA Draft.

1989-90:

September 27, 1989	Acquired 1984 NBA "Rookie of the Year" 7-4 center Ralph Sampson from the Golden State Warriors in exchange for Jim Peterson.
October 26, 1989	Signed Wayman Tisdale and Pervis Ellison to multi-year deals, however both missed training camp due to contract negotiations. Released Ben Gillery and free agents Luther Burks and Wayne Casey.
November 2, 1989	Waived Jawann Oldham to reach the 12-player roster limit.
November 25, 1989	Signed veteran free agent center Greg Kite for the remainder of the season to replace Ralph Sampson who was placed on the injured list to rehabilitate his knees.
December 16, 1989	Placed Pervis Ellison on the IL following an examination by Dr. Roger Mann who determined rest was needed. Released Greg Stokes and signed free agent forward Mike Williams for the remainder of the season.
December 19, 1989	Released Bill Russell from his post as vice president of basketball operations and named Rick Benner president of the Kings and ARCO Arena. It was also announced Jerry Reynolds would eventually assume the position of director of player personnel after a permanent head coach was named.
January 4, 1990	Named Dick Motta, the third winningest coach in NBA history, head coach.
February 13, 1990	Acquired 6-9 forward Antoine Carr, 6-2 guard Sedric Toney, and a 1991 second round draft pick in exchange for guard Kenny Smith and forward Mike Williams.
June 25, 1990	Acquired 6-6 guard Bobby Hansen, 6-11 center Eric Leckner, Utah's 1990 first (#23 overall) and second (#49 overall) round picks and Washington's 1991 second round pick (#35 overall). Washington received Pervis Ellison and Utah received Bullets' guard Jeff Malone and the Kings' 1990 second round pick (#33 overall).
June 26, 1990	Acquired Dallas' 1990 first round picks (#14, #18 overall) and 7-0 center Bill Wennington in exchange for Rodney McCray and the Kings' 1990 (#49 overall) and 1991 (#35 overall) second round picks.
June 27, 1990	Selected 6-7 LaSalle forward Lionel Simmons (#7 overall), 6-2 Texas guard Travis Mays (#14 overall), 7-0 Temple center Duane Causwell (#18 overall) and 6-8 St. Louis forward Anthony Bonner (#23 overall) in the 1990 NBA Draft, marking the first time in league history one franchise made four first round selections. Acquired 6-2 veteran guard Rory Sparrow from the Miami Heat in exchange for the rights to the Kings' second round selection, Virginia Tech guard Vernell "Bimbo" Coles (#40 overall).

KINGS YEARLY TRANSACTIONS

1990-91:

July 9, 1990	Waived guards Michael Jackson and Sedric Toney and forward Randy Allen.
August 1, 1990	Acquired 6-2 guard Byron Irvin, 1991 and 1992 second round picks, and future considerations from the Portland Trail Blazers in exchange for veteran guard Danny Ainge.
August 28, 1990	Signed rookie Duane Causwell to a two-year contract.
September 14, 1990	Signed rookie Travis Mays to a three-year contract.
September 20, 1990	Signed rookie Anthony Bonner to a three-year contract.
September 28, 1990	Signed rookie Lionel Simmons to a five-year contract.
October 26, 1990	Released free agent guards Dennis Nutt and Kevin Nixon and forward Jason Reese.
October 30, 1990	Acquired 6-2 guard Steve Colter from the Washington Bullets in exchange for guard Byron Irvin.
October 31, 1990	Released rookie free agents forward-center Marty Conlon and guard Joe Frederick.
November 1, 1990	Signed 6-6 rookie free agent swingman Ricky Calloway to replace Anthony Bonner who was placed on the IL with a stress fracture in his left foot.
November 28, 1990	Signed 6-2 guard Leon Wood to replace Colter, who was placed on the IL with a sprained left ankle.
December 10, 1990	Waived Calloway prior to activating Anthony Bonner.
December 18, 1990	Re-signed Ricky Calloway after Bobby Hansen was placed on the IL with torn cartilage in his left knee.
December 24, 1990	Waived Leon Wood before the guaranteed contract deadline.
December 31, 1990	Signed 5-11 CBA guard Jim Les to a 10-day contract.
January 10, 1991	Signed Jim Les to a second 10-day contract.
January 14, 1991	Signed 6-7 CBA forward Anthony Frederick to a 10-day contract after placing leading scorer and rebounder Wayman Tisdale on the injured list with a torn tendon in his right foot.
January 20, 1991	Signed Jim Les to a contract for the remainder of the season.
January 23, 1991	Signed Anthony Frederick to a second 10-day contract.
January 29, 1991	Received the Charlotte Hornets' 1993 (with contingencies) and 1995 second round picks in exchange for center Eric Leckner.
February 11, 1991	Signed forward Mike Higgins to a 10-day contract.
February 22, 1991	Signed Mike Higgins to second 10-day contract.
February 28, 1991	Signed Anthony Frederick for the remainder of the season after center Ralph Sampson was placed on the injured list with strained tendons in his right forefoot.
March 7, 1991	Signed 6-6 CBA swingman Tony Dawson to a 10-day contract.
June 26, 1991	Selected 6-9 Syracuse forward Billy Owens (#3 overall) and 6-10 North Carolina forward Pete Chilcutt (#27 overall) in the first round and 6-2 New Mexico State guard Randy Brown (#31 overall) and 6-7 James Madison swingman Steve Hood (#42 overall) in the second round of the 1991 NBA Draft.

1991-92:

July 1, 1991	Acquired 5-7 point guard Anthony "Spud" Webb and a 1994 second round pick from the Atlanta Hawks in exchange for guard Travis Mays.
July 3, 1991	Signed guard Jim Les to a three-year contract.
July 21, 1991	Signed rookie Pete Chilcutt to a three-year deal.
September 23, 1991	Acquired second-year 7-2 center Dwayne Schintzius and the San Antonio Spurs' 1994 second round draft choice in exchange for 6-9 veteran forward Antoine Carr.
October 2, 1991	Signed rookie Randy Brown to a two-year deal.
October 24, 1991	Waived injury plagued center Ralph Sampson after reaching a buyout agreement on his contract, which had two years remaining.
October 29, 1991	Waived free agent guards Steve Alford, Stevie Thompson, Clinton Venable, and free agent forward Mark Peterson. Also waived second round pick guard Steve Hood.
November 1, 1991	Acquired 6-5 guard Mitch Richmond, 7-0 center Les Jepsen, and a 1995 second round draft pick from Golden State in exchange for unsigned rookie Billy Owens. Jepsen joined the club on the injured list with tonsilitis. In a related move, the Kings waived 6-7 Ball State forward Paris McCurdy and renounced the rights to guard Vinny Del Negro, who spent the 1990-91 season playing overseas in Italy.
November 4, 1991	Acquired 6-5 guard Dennis Hopson from the Chicago Bulls in exchange for Bobby Hansen and a 1992 second round draft pick. Waived 6-4 Eastern Michigan rookie guard Carl Thomas.
December 12, 1991	Signed point guard Anthony "Spud" Webb to a four-year contract extension.
December 24, 1991	Named Assistant Coach Rex Hughes interim head coach to replace Dick Motta who was relieved of his duties. Scout and former Kings guard Mike Bratz was named interim assistant coach.
February 13, 1992	Signed 6-10 forward Steve Scheffler to a 10-day contract to replace Dwayne Schintzius who was placed on the injured list for a herniated disk in his lower back.
February 26, 1992	Signed 6-4 CBA swingman Stevie Thompson to a 10-day contract.
March 7, 1992	Signed Stevie Thompson to a second 10-day contract.
March 17, 1992	Signed Stevie Thompson for the remainder of the season.
June 18, 1992	Named former NBA guard Eddie Jordan assistant coach, scout and video coordinator.
June 24, 1992	Selected 6-8 Maryland guard-forward Walt Williams with the seventh overall pick in the 1992 NBA Draft. Selected Morehead State 6-8 forward Brett Roberts in the second round (#54 overall).

KINGS YEARLY TRANSACTIONS

1992-93:

July 1, 1992	Signed center Duane Causwell to a five-year contract extension.
July 20, 1992	Waived center Dwayne Schintzius.
September 14, 1992	Signed 6-11 free agent forward-center Marty Conlon.
October 8, 1992	Signed 6-6 free agent guard Vincent Askew.
October 10, 1992	Waived free agent invitee David Whitmore.
October 17, 1992	Waived free agent invitee Shedrick Anderson.
October 24, 1992	Waived free agent invitee Roy Fisher.
October 29, 1992	Signed 1992 first round draft pick Walt Williams to a multi-year contract.
November 2, 1992	Waived Les Jepsen and free agent invitees Ben Coleman, Michael Curry, and Stan Kimbrough.
November 13, 1992	Signed Stan Kimbrough to replace Spud Webb, who was placed on the IL with torn ligaments in his left wrist.
November 16, 1992	Extended guard Mitch Richmond's contract.
November 25, 1992	Acquired the Seattle SuperSonics' 1993 second round draft pick in exchange for guard Vincent Askew.
November 27, 1992	Signed veteran free agent forwards Rod Higgins and Kurt Rambis and waived Stan Kimbrough.
February 2, 1993	Signed 6-8 CBA forward Henry James to a 10-day contract.
February 13, 1993	Signed Henry James to a second 10-day contract.
May 15, 1993	Extended General Manager Jerry Reynolds' contract.
May 20, 1993	Promoted Mike Schuler to lead assistant coach, Eddie Jordan to full-time assistant coach, and hired Mike Bratz as an assistant coach/scout/video coordinator. With the staff restructuring, assistant coach Dave Wohl's contract was not renewed.
June 30, 1993	Selected 6-0 Duke guard Bobby Hurley with the seventh overall pick in the 1993 NBA Draft. In the second round, the club selected 6-8 Maryland forward Evers Burns (#31 overall), 6-9 Baylor center Alex Holcombe (#44 overall) and 6-10 Michigan St. forward Mike Peplowski (#52 overall).

1993-94:

September 22, 1993	Hired Del Harris as a basketball consultant.
October 5, 1993	Signed second-round draft picks Evers Burns and Mike Peplowski and free agent Randy Breuer.
November 2, 1993	Waived veteran forward Marty Conlon and free agent training camp invitees Russ Schoene and Craig Sedmak.
December 8, 1993	Signed 6-3 free agent guard LaBradford Smith.
December 12, 1993	Exercised the option on Head Coach Garry St. Jean's contract, extending the agreement through the 1994-95 season.
December 15, 1993	Signed 6-8 free agent forward Trevor Wilson.
December 28, 1993	General Manager Jerry Reynolds resigned.
January 11, 1994	Waived veteran guard Jim Les.
February 16, 1994	Acquired 7-0 center Olden Polynice and forward David Wood from the Detroit Pistons in exchange for center Duane Causwell and second-round draft picks in 1994, 1995, and 1996. The club also waived rookie forward Evers Burns.
February 19, 1994	Pistons rescinded the trade of Duane Causwell and three second-round draft picks for Olden Polynice and David Wood because Causwell did not pass his physical in Detroit.
February 20, 1994	Re-acquired Olden Polynice from Detroit in exchange for forward-center Pete Chilcutt, a conditional first-round draft pick, and a 1994 second-round draft pick.
March 3, 1994	Signed 6-6 forward Andre Spencer to a 10-day contract.
March 14, 1994	Signed Spencer to a second 10-day contract.
March 24, 1994	Signed Spencer for the remainder of the season.
April 25, 1994	Assistant Coach Mike Schuler resigned.
May 11, 1994	Basketball Consultant Del Harris resigned.
June 1, 1994	Hired Geoff Petrie as Vice President, Basketball Operations.
June 29, 1994	Selected 6-9 Xavier forward Brian Grant with the eighth overall pick in the 1994 NBA Draft. Club also selected 6-8 Providence forward Michael Smith (#35 overall) and 6-9 Ohio State forward Lawrence Funderburke (#51 overall) in the second round of the draft.

KINGS YEARLY TRANSACTIONS

1994-95:

July 23, 1994	Signed 6-7 unrestricted free agent guard-forward Henry Turner.
July 23, 1994	Jerry Reynolds agreed to remain with the club as Director of Player Personnel and the club also hired Wayne Cooper as Director of Basketball Services/Assistant Coach.
July 26, 1994	Signed 6-10 unrestricted free agent forward-center Alaa Abdelnaby.
August 17, 1994	Re-signed restricted free agent center Olden Polynice to a multi-year contract.
August 19, 1994	Renounced the rights to unrestricted free agent forward Wayman Tisdale and signed 6-9 unrestricted free agent forward-center Frank Brickowski.
August 24, 1994	Re-signed restricted free agent forward Lionel Simmons to a multi-year contract.
October 7, 1994	Signed second-round draft pick Michael Smith and re-signed free agents Mike Peplowski (center), LaBradford Smith (guard) and Trevor Wilson (forward-guard). Also signed restricted free agent 6-5 guard Jimmy Oliver and renounced the rights to 1993 second-round draft pick Alex Holcombe (forward-center).
October 30, 1994	Signed first-round draft pick Brian Grant to a multi-year contract and waived Jimmy Oliver.
October 31, 1994	Waived LaBradford Smith and free agent invitee guard Thomas Hill and signed free agent 6-6 guard Doug Lee.
November 3, 1994	Waived Mike Peplowski.
January 24, 1995	Forward-center Frank Brickowski underwent surgery to repair a dislocated right shoulder suffered in the pre-season. The injury forced Brickowski to miss the entire 1994-95 regular season.
March 22, 1995	Waived forward-center Alaa Abdelnaby.
April 20, 1995	Signed free agent 6-4 rookie guard Derrick Phelps to a contract for the remainder of the regular season.
May 1, 1995	Signed Head Coach Garry St. Jean to a three-year contract extension.
June 24, 1995	Derrick Phelps was selected by the Toronto Raptors in the 1995 NBA Expansion Draft.
June 28, 1995	Selected 6-7 Arkansas forward Corliss Williamson with the 13th overall pick in the 1995 NBA Draft. Club also selected 5-10 UCLA guard Tyus Edney (#47 overall) and 6-8 Yugoslavian guard-forward Dejan Bodiroga (#51 overall) in the second round of the draft.
June 29, 1995	Acquired 6-6 veteran forward Tyrone Corbin from Atlanta for guard Spud Webb.

CORLISS WILLIAMSON

1995-96

July 1, 1995	NBA imposed a lockout of its players until a new collective bargaining agreement was reached.
September 18, 1995	NBA ended its 79-day lockout.
September 18, 1995	Acquired 6-5 guard Sarunas Marciulionis and 6-5 forward Byron Houston from Seattle for forward-center Frank Brickowski.
September 27, 1995	Signed forward Michael Smith to a multi-year contract.
October 3, 1995	Signed first-round draft pick Corliss Williamson to a three-year contract and second-round draft pick Tyus Edney to a two-year contract.
October 25, 1995	Waived guard-forward Henry Turner and renounced the rights to guard Doug Lee.
November 2, 1995	Signed 6-4 free agent guard Clint McDaniel to a one-year contract.
February 22, 1996	Acquired 6-9 forward-guard Billy Owens and 6-6 forward-guard Kevin Gamble from Miami in exchange for guard-forward Walt Williams and forward Tyrone Corbin.
June 14, 1996	Hired former Princeton Head Coach Pete Carril as an assistant coach.
June 24, 1996	Acquired 6-1 guard Mahmoud Abdul-Rauf from Denver in exchange for guard Sarunas Marciulionis and a 1996 second-round draft pick (#37 overall—Jeff McInnis).
June 26, 1996	Selected 6-9 guard-forward Predrag Stojakovic of PAOK (Greece) with the 14th overall pick in the 1996 NBA Draft. Club also selected 6-7 Texas Tech forward Jason Sasser in the second round (#41 overall) of the draft.
June 27, 1996	Conveyed the rights of Jason Sasser to Portland for future considerations.

PETE CARRIL

KINGS YEARLY TRANSACTIONS

1996-97

July 1, 1996	Announced the retirement of trainer Bill Jones.
July 22, 1996	Promoted Wayne Cooper to vice president, basketball operations and Pete Youngman to head trainer. Club also renewed the contracts of Director, Player Personnel Jerry Reynolds, Director, Scouting Scotty Stirling, Assistant Coach Mike Bratz, and Assistant Coach Eddie Jordan.
October 1, 1996	Renounced the rights to forward Byron Houston and guard Clint McDaniel.
October 30, 1996	Waived free agent guards Dell Demps and Gaylon Nickerson and signed 7-0 free-agent center Kevin Salvadori to a one-year contract.
November 17, 1996	Signed 6-7 free agent guard-forward Lloyd Daniels.
December 10, 1996	Waived Lloyd Daniels.
December 21, 1996	Signed 6-7 free agent forward Devin Gray.
January 6, 1997	Waived Devin Gray.
January 20, 1997	Signed 6-5 guard-forward Jeff Grayer to a 10-day contract.
January 30, 1997	Signed Jeff Grayer to a second consecutive 10-day contract.
February 10, 1997	Signed Jeff Grayer to a contract for the remainder of the season.
March 20, 1997	Relieved Garry St. Jean of his head coaching duties and named assistant coach Eddie Jordan to the post. Added Wayne Cooper to the coaching staff as a bench assistant.
June 5, 1997	Named Ralph Lewis assistant coach.
June 25, 1997	Selected San Jose State 6-6 guard-forward Olivier Saint-Jean (now Tariq Abdul-Wahad) with the 11th overall pick in the 1997 NBA Draft. Club also selected College of Charleston 6-3 guard Anthony Johnson in the second round (#40 overall).

1997-98

July 8, 1997	Signed 1997 first-round draft pick Olivier Saint-Jean (Abdul-Wahad) and 1994 second-round draft selection Lawrence Funderburke (6-9 forward) to contracts.
July 17, 1997	Re-signed free agent center Kevin Salvadori to a one-year contract .
July 25, 1997	Signed 1997 second-round draft pick Anthony Johnson to a one-year contract.
August 1, 1997	Signed 6-4 free agent guard Terry Dehere to a two-year contract.
August 12, 1997	Re-signed free agent center Duane Causwell and then traded Causwell's rights to Miami in exchange for 6-3 guard Gary Grant, 6-11 center Matt Fish, a conditional 1999 second-round draft pick, and other considerations.
September 5, 1997	Waived Gary Grant and Matt Fish.
September 11, 1997	Signed free agent forwards Anthony Avent and Derek Grimm and forward-center Stacey King.
September 19, 1997	Re-signed free agent center Matt Fish.
October 5, 1997	Waived Anthony Avent.
October 10, 1997	Waived Stacey King and Matt Fish.
October 30, 1997	Announced the retirement of forward Lionel Simmons. Renounced the rights to free agent guard-forward Jeff Grayer.
November 20, 1997	Waived Derek Grimm.
December 23, 1997	Signed 6-9 free agent forward Mark Hendrickson.
January 14, 1998	Maloof family of Albuquerque, New Mexico, purchased a minority ownership interest in the Kings and ARCO Arena.
February 18, 1998	Acquired forward-center Otis Thorpe and guard Chris Robinson from Vancouver for forward Michael Smith and guard Bobby Hurley.
February 20, 1998	Waived Kevin Gamble and Kevin Salvadori.
May 14, 1998	Acquired forward Chris Webber from Washington for guard Mitch Richmond and forward-center Otis Thorpe.
June 15, 1998	Signed 1996 first-round draft pick Predrag Stojakovic to a three-year contract.
June 24, 1998	Selected Florida 6-1 guard Jason Williams with the seventh overall pick in the 1998 NBA Draft. Club also selected Florida A&M 7-1 center Jerome James in the second round (#36 overall).
June 30, 1998	Opted not to renew the contract of assistant coach Ralph Lewis.



PEJA STOJAKOVIC

KINGS YEARLY TRANSACTIONS

1998-99

July 1, 1998	NBA imposed a lockout of its players until a new collective bargaining agreement was reached.
August 18, 1998	Relieved Eddie Jordan of his duties as head coach and opted not to renew the contract of assistant coach Mike Bratz.
September 18, 1998	Named Rick Adelman head coach.
October 7, 1998	Named John Wetzel, Byron Scott, and Steve Fisher assistant coaches.
January 7, 1999	NBA ended its 191-day lockout.
January 15, 1999	Maloof family announced the purchase of controlling interest of the Kings and ARCO Arena, effective July 1, 1999.
January 21, 1999	Signed free agents Peter Aluma (center), Terrell Bell (center), Dion Cross (guard), Tony Dumas (guard), Isaac Fontaine (guard), Joe McLean (guard-forward), Kevin Ollie (guard), Ray Owes (forward), Ryan Perryman (forward), Dylan Rigdon (guard) and Randy White (forward).
January 22, 1999	Signed free agents Vlade Divac (center), Jon Barry (guard) and Vernon Maxwell (guard). Also, re-signed free agent forward Corliss Williamson and signed 1998 NBA Draft picks Jason Williams and Jerome James and waived Isaac Fontaine, Ryan Perryman, Dylan Rigdon, and Randy White.
January 29, 1999	Waived Dion Cross and Tony Dumas.
February 1, 1999	Signed free agent center Oliver Miller.
February 2, 1999	Placed guard Chris Robinson and forward Ray Owes on the injured list and waived Joe McLean and Terrell Bell.
February 19, 1999	Waived Peter Aluma and Kevin Ollie and placed Oliver Miller on the injured list.
February 22, 1999	Claimed guard Michael Hawkins off waivers from Portland.
February 23, 1999	Waived guard Terry Dehere.
February 24, 1999	Signed free agent center Scot Pollard.
March 10, 1999	Waived Ray Owes.
March 12, 1999	President Rick Benner resigned from his post effective July 1, 1999. In conjunction with Benner's resignation, the club announced John Thomas would become president of the Kings and ARCO Arena on July 1.
March 26, 1999	Assistant Coach Steve Fisher accepted the head coaching job at San Diego State University.
March 27, 1999	Re-signed Vice President, Basketball Operations Geoff Petrie to a multi-year contract.
May 7, 1999	NBA Board of Governors unanimously approved the Maloof family purchase of the Kings, and subsequently named Joe Maloof to the Board of Governors.
June 30, 1999	Selected Kansas 6-5 guard Ryan Robertson in the second round (#45 overall) of the '99 Draft.

1999-00

July 1, 1999	Maloof family officially took over controlling interest of the Kings and ARCO Arena.
July 13, 1999	Renewed the contracts of Assistant Vice President, Basketball Operations Wayne Cooper, Assistant Coach Pete Carril, Director, Scouting Scotty Stirling, and Trainer Pete Youngman.
July 27, 1999	Signed Assistant Coaches John Wetzel and Byron Scott to contract extensions.
August 1, 1999	Renounced the rights to guards Michael Hawkins and Chris Robinson and centers Jerome James and Oliver Miller.
August 3, 1999	Re-signed free agents Jon Barry (guard) and Scot Pollard (center-forward) and renounced the rights to guard Vernon Maxwell and acquired guard Nick Anderson from Orlando in exchange for guard Tariq Abdul-Wahad and a future first-round draft pick.
August 4, 1999	Re-signed forward Lawrence Funderburke and signed free agent guard Darrick Martin.
August 16, 1999	Signed free agent guard Tony Delk.
August 28, 1999	Extended the contract of Director of Player Personnel Jerry Reynolds.
August 30, 1999	Signed 1999 second-round draft pick Ryan Robertson to a contract.
September 7, 1999	Signed free agent center Bill Wennington.
September 28, 1999	Re-signed forward Corliss Williamson.
October 1, 1999	Signed free agents Art Long (forward), Malcolm Mackey (forward), Mark Sanford (forward) and Keith Veney (guard).
October 2, 1999	Signed free agent forward Tyrone Corbin.
October 11, 1999	Waived Malcolm Mackey, Mark Sanford, and Keith Veney.
October 29, 1999	Waived Art Long.
February 23, 1999	Maloof family announced the groundbreaking of a state-of-the-art training facility for the Kings and the WNBA's Sacramento Monarchs adjacent to ARCO Arena.
June 27, 2000	Assistant Coach Byron Scott accepted the head coaching job with the New Jersey Nets.
June 28, 2000	Selected Efes Pilsen (Turkish League) 6-9 guard-forward Hedo Turkoglu with the 16th overall pick in the 1999 NBA Draft. Club also selected Louisiana State 6-10 center-forward Jabari Smith in the second round (#45 overall).

KINGS YEARLY TRANSACTIONS

2000-01

July 17, 2000	Signed 2000 second-round draft pick Jabari Smith to a contract.
August 1, 2000	Re-signed forward-center Scot Pollard and signed free agent guard Bobby Jackson.
August 4, 2000	Signed 2000 first-round draft pick Hedo Turkoglu to a multi-year contract.
August 10, 2000	Re-signed guard Jon Barry.
August 16, 2000	Signed forward-guard Peja Stojakovic to a multi-year contract extension.
September 18, 2000	Hired Elston Turner as assistant coach.
September 27, 2000	Signed Head Coach Rick Adelman to a contract extension through the 2001-02 season. Club also picked up the option on Vice President Wayne Cooper's contract through 2001-02.
September 29, 2000	Acquired guard-forward Doug Christie from Toronto for forward Corliss Williamson.
October 1, 2000	Signed free agents Malik Allen (forward), J.R. Henderson (forward), Jerome James (center), Antonio Lang (forward) and Roy Rogers (forward).
October 22, 2000	Waived Jerome James and J.R. Henderson.
October 30, 2000	Waived Malik Allen, Antonio Lang, and Roy Rogers.
December 20, 2000	Signed Head Coach Rick Adelman to a contract extension through the 2003-04 season.
February 2, 2001	Extended contract of President, Basketball Operations Geoff Petrie.
February 18, 2001	Signed Art Long to a 10-day contract.
February 28, 2001	Signed Art Long to a second 10-day contract.
March 10, 2001	Signed Art Long for the remainder of the season.
March 15, 2001	Extended contract of Vice President, Basketball Operations Wayne Cooper.
June 27, 2001	Selected Alabama 6-7 forward Gerald Wallace with the 25th overall pick in the 2001 NBA Draft. Club also selected Saint Louis 6-4 guard-forward Maurice Jeffers in the second round (#55 overall).
June 27, 2001	Acquired guards Mike Bibby and Brent Price from Vancouver for guard Jason Williams and guard-forward Nick Anderson.
June 29, 2001	Renounced the rights to Darrick Martin and Jabari Smith.



DOUG CHRISTIE

2001-02

July 6, 2001	Signed 2001 first-round draft pick Gerald Wallace to multi-year contract.
July 18, 2001	Re-signed guard-forward Doug Christie.
July 21, 2001	Re-signed forward Chris Webber.
September 7, 2001	Acquired guard Mateen Cleaves from Detroit for guard Jon Barry and a future first-round draft choice.
October 1, 2001	Signed free agents Mario Bennett (forward), Torraye Braggs (forward), Eric Chenowith (center), Garth Joseph (center), Jabari Smith (forward), Jamie Watson (forward) and Mike Wilks (guard).
October 10, 2001	Waived Eric Chenowith, Garth Joseph, and Mike Wilks.
October 22, 2001	Waived Maurice Jeffers and Torraye Braggs.
October 26, 2001	Waived Mario Bennett and Jamie Watson.
December 18, 2001	Waived Jabari Smith.
February 26, 2002	Signed forward Chucky Brown to a 10-day contract.
March 8, 2002	Signed Chucky Brown to a second 10-day contract.
March 18, 2002	Signed Chucky Brown for the remainder of the season.
June 21, 2002	Named Pete Carril Special Assistant to President of Basketball Operations.
June 26, 2002	Selected Gonzaga 6-0 guard Dan Dickau with the 28th overall pick in the 2002 NBA Draft. Traded draft rights of Dickau to Atlanta in exchange for a future first-round pick. Club also selected Central Connecticut State 6-9 forward Corsley Edwards in the second round (#58 overall).

MIKE BIBBY

KINGS YEARLY TRANSACTIONS

2002-03

July 29, 2002	Hired Terry Porter as an assistant coach.
August 9, 2002	Signed 2002 second-round draft pick Corsley Edwards to a contract.
August 14, 2002	Signed free agent center-forward Keon Clark.
August 16, 2002	Re-signed guard Mike Bibby.
September 10, 2002	Acquired forward Jumaine Jones from Cleveland for guard Mateen Cleaves.
September 12, 2002	Exercised option on guard-forward Hedo Turkoglu for the 2003-04 season.
September 17, 2002	Jones-Cleaves trade rescinded by Cleveland.
September 30, 2002	Signed free agents Jean-Paul Afif (forward), Sean Chen (guard), Sean Daugherty (center), Kiwane Garris (guard), Nakiea Miller (forward), Jason Sasser (forward), Casey Shaw (center) and David Webber (guard).
October 7, 2002	Waived Jean-Paul Afif, Sean Daugherty, and Nakiea Miller.
October 17, 2002	Waived Sean Chen, Kiwane Garris, and Casey Shaw.
October 18, 2002	Signed free agent guard Damon Jones.
October 23, 2002	Waived Corsley Edwards, Jason Sasser, and David Webber.
December 1, 2002	Signed free agent guard-forward Jim Jackson.
June 9, 2003	Conveyed a future first-round pick from Atlanta to Detroit in exchange for a future first-round selection owed by Sacramento to Detroit from the 9/7/01 trade of Jon Barry for Mateen Cleaves.
June 23, 2003	Acquired the draft rights to forward Darius Songaila from Boston for two second-round draft picks (No. 56 in the 2003 NBA Draft and a second-round choice in 2005).
June 25, 2003	Signed Songaila to a contract.
June 27, 2003	Extended Head Coach Rick Adelman's contract. Pete Carril, after spending 2002-03 as Special Assistant to President, Basketball Operations, resumed role as a full-time assistant coach.

2003-04

July 24, 2003	Acquired center Brad Miller from Indiana in a three-team trade. Indiana received Kings center-forward Scot Pollard and Spurs forward Danny Ferry. San Antonio received Kings forward-guard Hedo Turkoglu and Indiana guard-forward Ron Mercer.
August 5, 2003	Acquired a future second-round pick from Utah in exchange for center-forward Keon Clark and two future second-round selections.
August 15, 2003	Signed free agent guard Anthony Peeler.
August 22, 2003	Signed free agent center-forward Tony Massenburg.
September 29, 2003	Signed free agents Roberto Bergersen (forward-guard), Wayne Bernard (guard), Rodney Buford (guard), Ashante Johnson (forward), Brandin Knight (guard), Boyko Mladenov (center), Jabari Smith (forward), Cedric Suitt (center).
October 1, 2003	Promoted Bubba Burrage to assistant coach/advance NBA scout.
October 2, 2003	Signed free agent Mark Strickland (forward) and Phil Ricci (forward) and waived Wayne Bernard and Boyko Mladenov.
October 8, 2003	Waived Cedric Suitt.
October 13, 2003	Waived Ashante Johnson.
October 17, 2003	Exercised fourth-year option on guard-forward Gerald Wallace.
October 22, 2003	Waived Roberto Bergersen, Brandin Knight, Phil Ricci, Mark Strickland.
December 8, 2003	Waived Rodney Buford.
December 22, 2003	Activated Lawrence Funderburke from the injured list.
February 16, 2004	Activated Chris Webber from the injured list, placed Lawrence Funderburke (left Achilles tendinitis) on injured list.
February 21, 2004	Placed Bobby Jackson (abdominal strain) on the injured list, signed Rodney Buford to a 10-day contract.
February 23, 2004	Waived Lawrence Funderburke.
March 2, 2004	Signed Rodney Buford to a second 10-day contract.
March 12, 2004	Signed Rodney Buford for the remainder of the season.
April 8, 2004	Activated Bobby Jackson from the injured list, placed Gerald Wallace (sprained left foot) on the injured list.
June 3, 2004	Assistant Coach John Wetzel retired.
June 24, 2004	Selected Western Carolina 6-7 guard-forward Kevin Martin with the 26th overall pick in the 2004 NBA Draft. Club also selected Morehead State 6-4 guard Ricky Minard in the second round (48th overall).
June 30, 2004	Hired T.R. Dunn as an assistant coach.

2004-05

July 7, 2004	Signed draft selections Martin and Minard to multi-year contracts.
July 21, 2004	Signed free agent center Greg Ostertag.
July 23, 2004	Re-signed forward Darius Songaila.
August 10, 2004	Signed free agent forward David Bluthenthal.
October 1, 2004	Signed free agent guard Courtney Alexander.

KINGS YEARLY TRANSACTIONS

October 1, 2004	Signed free agents Matt Barnes (forward), Tony Bland (guard), Erik Daniels (forward), Maurice Evans (guard), Anwar Ferguson (center), Alton Ford (forward), Liu Wei (guard) and Adam Parada (center).
October 23, 2004	Waived Anwar Ferguson, Tony Bland, and Lui Wei.
October 27, 2004	Waived Adam Parada.
November 1, 2004	Waived David Bluthenthal, Alton Ford, and Ricky Minard.
November 20, 2004	Waived Courtney Alexander.
January 7, 2005	Acquired guard Eddie House off waivers from Milwaukee, placed Bobby Jackson on injured list (left wrist ligament tear surgery).
January 10, 2005	Acquired guard Cuttino Mobley and forward Michael Bradley from Orlando for guard Doug Christie.
January 25, 2005	Activated Erik Daniels and placed Maurice Evans on the IL (strained right groin).
February 1, 2005	Exercised the option on Head Coach Rick Adelman's contract for the 2005-06 season.
February 2, 2005	Activated Maurice Evans and placed Erik Daniels on the IL (sore lower back).
February 10, 2005	Exercised the option on the contracts of Assistant Coaches Elston Turner and T.R. Dunn and extended the contracts of Assistant Coaches Pete Carril and Bubba Burrage through 2005-06.
February 11, 2005	Awarded Kings President, Basketball Operations Geoff Petrie with a multi-year contract extension.
February 23, 2005	Acquired forwards Brian Skinner, Kenny Thomas, and Corliss Williamson in exchange for forwards Chris Webber, Matt Barnes, and Michael Bradley.
March 11, 2005	Kings extended the contract of Vice President of Basketball Operations Wayne Cooper.
March 13, 2005	Placed Brad Miller on injured list (fractured left fibula) and activated Erik Daniels.
April 20, 2005	Activated Bobby Jackson and placed Peja Stojakovic on the IL (strained left groin).
June 28, 2005	Selected Louisville 6-7 guard Francisco Garcia with the 23rd overall pick in the 2005 NBA Draft.

2005-06

July 1, 2005	Strength and Conditioning Coach Al Biancani retired.
July 6, 2005	Signed draft selection Garcia to a multi-year contract.
August 2, 2005	Acquired guard Jason Hart from Charlotte in exchange for a future second-round draft choice. Signed free agent guard Ronnie Price to a contract.
August 3, 2005	Acquired guard Bonzi Wells from Memphis in exchange for guard Bobby Jackson and center Greg Ostertag.
August 9, 2005	Signed free agent forward-center Jamal Sampson to a contract.
August 12, 2005	Signed free agent forward Shareef Abdur-Rahim to a multi-year contract.
August 24, 2005	Hired Daniel Shapiro as strength and conditioning coach.
October 3, 2005	Signed free agents Erik Daniels (forward), Anwar Ferguson (center), Luis Flores (guard), Lonnie Jones (center), Dan Langhi (forward), Rickey Paulding (guard) and Eric Sandrin (forward).
October 10, 2005	Waived Anwar Ferguson and Dan Langhi.
October 17, 2005	Waived Erik Daniels and Rickey Paulding.
October 25, 2005	Waived Luis Flores and Eric Sandrin.
October 27, 2005	Waived Luke Schenscher.
January 25, 2006	Acquired forward-guard Ron Artest from Indiana in exchange for forward-guard Peja Stojakovic.
February 23, 2006	Acquired center Vitaly Potapenko from Seattle and guard-forward Sergei Monia from Portland by sending center-forward Brian Skinner to Portland as part of a four-team, 10-player trade.
May 9, 2006	Mutually agree not to renew Head Coach Rick Adelman's contract. Opted not to renew the contracts of Assistant Coaches Pete Carril, Elston Turner, T.R. Dunn, and Bubba Burrage.
June 3, 2006	Named Eric Musselman head coach.
June 23, 2006	Named Scott Brooks, T.R. Dunn, Brendan O'Connor, Jason Hamm, and Mark Hughes assistant coaches. Named Clay Moser advance NBA scout.
June 28, 2006	Selected Rutgers 6-3 guard Quincy Douby with the 19th overall pick in the 2006 NBA Draft.
June 30, 2006	Exercised option on guard-forward Francisco Garcia.

2006-07

July 3, 2006	Signed draft selection Quincy Douby to a multi-year contract.
July 24, 2006	Signed free agent guard John Salmons to a multi-year contract.
July 24, 2006	Signed guard Eugene "Pooh" Jeter, forward Louis Amundson, and center Justin Williams to contracts.
August 15, 2006	Signed free agent center Loren Woods to a contract.
August 25, 2006	Requested waivers on guard Sergei Monia.
October 3, 2006	Signed free agent forward Maurice Taylor to a contract.
October 10, 2006	Waived Pooh Jeter.
October 23, 2006	Waived Loren Woods.
October 26, 2006	Waived Louis Amundson and Justin Williams.
January 5, 2007	Signed Justin Williams to a 10-day contract.

KINGS YEARLY TRANSACTIONS

January 15, 2007	Re-signed Justin Williams to a second 10-day contract.
January 23, 2007	Waived Maurice Taylor.
January 25, 2007	Signed Justin Williams for the remainder of the season.
March 1, 2007	Waived Jason Hart.

2007-08

April 20, 2007	Relieved Eric Musselman of head coaching duties.
June 19, 2007	Named Reggie Theus head coach.
June 22, 2007	Picked up options on Francisco Garcia and Quincy Douby.
June 28, 2007	Selected Washington 7-0 center Spencer Hawes with the 10th overall pick in the 2007 NBA Draft.
July 3, 2007	Relieved Scott Brooks, Brendan O'Connor, and Mark Hughes of assistant coaching duties and Clay Moser of his NBA advance scouting duties.
July 5, 2007	Signed Spencer Hawes and guard Mustafa Shakur.
July 7, 2007	Named Kenny Natt as an assistant coach.
July 20, 2007	Withdrew qualifying offer to Ronnie Price.
July 21, 2007	Signed free agent forward-center Mikki Moore to a multi-year contract.
August 1, 2007	Named Randy Brown and Chuck Person as assistant coaches.
August 7, 2007	Center Justin Williams agreed to the team's qualifying offer, retroactive to July 3, 2007.
August 29, 2007	Named Rex Kalamian as an assistant coach. Extended contract of Kevin Martin.
August 31, 2007	Signed guard Orien Greene to a contract.
October 14, 2007	Waived Rashid Byrd, Nik Caner-Medley, Adam Parada, and Brandon Robinson.
October 31, 2007	Waived Mustafa Shakur.
November 1, 2007	Signed free agent guard Beno Udrih.
November 15, 2007	Requested waivers on guard Orien Greene.
December 10, 2007	Signed free agent guard Dahntay Jones. Waived Darryl Watkins.
February 16, 2008	Acquired guards Anthony Johnson and Tyronn Lue and forwards Shelden Williams and Lorenzen Wright from Atlanta in exchange for guard Mike Bibby. Waived Dahntay Jones and Justin Williams.
February 29, 2008	Waived Tyronn Lue.

2008-09

May 27, 2008	Exercised option on contract of President, Basketball Operations Geoff Petrie.
June 26, 2008	Selected Rider 6-11 forward Jason Thompson with the 12th overall pick in the 2008 NBA Draft. Club also selected Virginia 6-0 guard Sean Singletary (42nd overall) and Georgetown 6-8 forward Patrick Ewing Jr. (43rd overall) in the second round.
July 8, 2008	Signed Jason Thompson.
July 9, 2008	Re-signed guard Beno Udrih to a multi-year contract. Signed Sean Singletary and Patrick Ewing Jr.
July 25, 2008	Signed free agent guard Bobby Brown.
August 14, 2008	Acquired forward Donté Greene, guard Bobby Jackson, and a future first round pick and other considerations from Houston in exchange for forward Ron Artest, guard Sean Singletary and forward Patrick Ewing Jr.
September 29, 2008	Signed Francisco Garcia to a multi-year contract extension.
September 22, 2008	Shareef Abdur-Rahim announces his retirement NBA as a player due to a reoccurring knee injury.
October 1, 2008	Named Shareef Abdur-Rahim as an assistant coach.

KINGS YEARLY TRANSACTIONS

October 8, 2008	Waived free agent forward Zhang Kai.
October 21, 2008	Waived forwards Noel Felix and Bobby Jones.
December 15, 2008	Relieved Reggie Theus of his coaching duties. Relieved Chuck Person of his duties as an assistant coach. Named Kenny Natt as interim head coach.
	Hired Jason Levien as Team General Counsel/Assistant General Manager.
January 8, 2009	Named Pete Carril as Basketball Development Consultant.
February 17, 2009	Acquired guard Sam Cassell and cash considerations from Boston in exchange for a conditional 2nd round pick in 2015.
February 18, 2009	Acquired Drew Gooden, Andres Nocioni, Cedric Simmons and Ike Diogu in a three-team trade that sent Brad Miller and John Salmons to Chicago and Michael Ruffin to Portland.
	Waived guards Quincy Douby and Sam Cassell.
February 19, 2009	Acquired guard Rashad McCants and center Calvin Booth from Minnesota in exchange for forward Shelden Williams and guard Bobby Brown.
	Acquired guard Will Solomon from the Toronto Raptors and cash considerations from Boston in a three-team trade that sent Boston's Patrick O'Bryant to Toronto and a protected Kings' second round pick in 2014 to Boston.
	Waived forward Mikki Moore.
April 8, 2009	Waived guard Will Solomon.
June 12, 2009	Named Paul Westphal head coach.
June 22, 2009	Named Jim Eyen, Mario Elie, and Truck Robinson as assistant coaches.
June 25, 2009	Selected Memphis 6-6 guard Tyreke Evans with the 4th overall pick in the 2009 NBA Draft. Club also selected Israel 6-9 forward Omri Casspi (23rd overall) in the first round.
	Acquired 6-3 guard Sergio Rodriguez, the draft rights to Washington 6-7 forward Jon Brockman (38th overall) and cash considerations from the Portland Trail Blazers in exchange for the draft rights to Jeff Pendergraph (31st overall).

2009-10

July 8, 2009	Signed Tyreke Evans.
July 10, 2009	Signed Omri Casspi.
July 17, 2009	Named Bryan Gates as an assistant coach.
August 3, 2009	Signed free agent forward Sean May.
September 15, 2009	Signed Jon Brockman.
September 17, 2009	Signed free agent guard-forward Desmond Mason.
October 20, 2009	Waived Melvin Ely and Lanny Smith.
October 23, 2009	Former Kings guard Bobby Jackson announced his retirement from the NBA.
October 25, 2009	Exercised the fourth-year option Spencer Hawes and third–year options on Jason Thompson and Donté Greene.
November 4, 2009	Signed free agent guard-forward Ime Udoka.
November 5, 2009	Requested waivers on Desmond Mason.
December 29, 2009	Signed President of Basketball Operations Geoff Petrie to a multi-year contract extension.
	Promoted Wayne Cooper to Vice President of Basketball Operations and General Manager.
	Promoted Mike Petrie to Assistant Vice President of Basketball Operations.
January 11, 2010	Acquire center-forward Hilton Armstrong in a trade with the New Orleans Hornets in exchange for a conditional 2016 second round pick and cash considerations.
February 20, 2010	Acquired Carl Landry and Joey Dorsey from Houston, Larry Hughes from New York by sending Kevin Martin and Hilton Armstrong to Houston and Sergio Rodriguez to New York in a three-team trade.
	Acquired Dominic McGuire and cash considerations from Washington in exchange for a protected 2010 second-round draft pick.
	Waived Kenny Thomas.
February 23, 2010	Waived Larry Hughes.
March 3, 2010	Signed Garrett Temple to a 10-day contract.
March 29, 2010	Waived Joey Dorsey.
April 12, 2010	Picked up the option on the contract of Kings Head Coach Paul Westphal for the 2011-12 season.
April 14, 2010	Exercised the team option on Carl Landry's contract for the 2010-11 season.
June 17, 2010	Acquired center Samuel Dalembert in a trade with the Philadelphia 76ers in exchange for center Spencer Hawes and forward Andres Nocioni.
June 24, 2010	Selected Kentucky 6-11 center DeMarcus Cousins with the 5th overall pick in the 2010 NBA Draft. Club also selected Marshall 7-0 center Hassan Whiteside (33rd overall) in the second round.

2010-11

July 6, 2010	Signed free agent guard Donald Sloan.
July 7, 2010	Signed DeMarcus Cousins.
July 8, 2010	Signed Hassan Whiteside.
July 21, 2010	Acquired forward Darnell Jackson and a future second-round draft pick from Milwaukee in a sign and trade that sent Jon Brockman to the Bucks.

KINGS YEARLY TRANSACTIONS

July 23, 2010	Signed free agent forward-guard Antoine Wright and guard Eugene "Pooh" Jeter.
July 29, 2010	Named Otis Hughley as an assistant coach.
September 27, 2010	Signed free agents forward-center Connor Atchley, guard Joe Crawford, guard J.R. Giddens, guard Luther Head, forward Darnell Jackson, and forward Marcus Landry.
October 4, 2010	Waived J.R. Giddens and Donald Sloan.
October 15, 2010	Waived Connor Atchley, Joe Crawford, and Marcus Landry.
October 25, 2010	Exercised the options on guard Tyreke Evans and forwards Jason Thompson, Donté Greene, and Omri Casspi
November 29, 2010	Waived Antoine Wright. Assigned Hassan Whiteside to the Reno Bighorns of the NBA D-League.
December 15, 2010	Acquired guard Jermaine Taylor and cash considerations from Houston in exchange for a heavily-protected, second-round pick.
January 9, 2011	Recalled Hassan Whiteside from Reno (D-League).
February 23, 2011	Acquired guard Marcus Thornton and cash considerations from New Orleans in exchange for forward Carl Landry.
February 24, 2011	Acquired forward-guard Marquis Daniels and cash considerations from Boston in exchange for a protected second-round pick in the 2017 Draft.
March 4, 2011	Hassan Whiteside underwent successful surgery to repair a partially torn patellar tendon in his left knee.
March 19, 2011	Waived guard Luther Head.
June 14, 2011	Waived guard Jermaine Taylor.
June 14, 2011	Extended qualifying offer to guard Marcus Thornton, making him a restricted free agent.
June 23, 2011	Acquired forward John Salmons and draft rights to Jimmer Fredette from Milwaukee in a three-team trade that sent guard Beno Udrih to the Bucks and the draft rights to Bismack Biyombo to Charlotte. The Bobcats also received forward-guard Corey Maggette from Milwaukee in exchange for Stephen Jackson, Shaun Livingston and the draft rights to Tobias Harris.
June 23, 2011	Selected BYU 6-2 guard Jimmer Fredette with the 10th overall pick (acquired in three-team trade) in the 2011 NBA Draft. Club also selected UCLA 6-8 forward Tyler Honeycutt (35th overall) and Washington 5-9 guard Isaiah Thomas (60th overall) in the second round.
June 30, 2011	Acquired forward-center J.J. Hickson in a trade with the Cleveland Cavaliers in exchange for forward Omri Casspi and a conditional future first-round draft pick.

2011-12

November 15, 2011	Hired Keith Smart and Bobby Jackson as assistant coaches. Additionally, the Kings hired Dwayne Wilson (equipment manager) and announced the promotions of Pete Youngman (director of sports medicine) and Manny Romero (head athletic trainer).
December 9, 2011	Renounced the rights to center Samuel Dalembert, guard Pooh Jeter, forward-guard Marquis Daniels and forward Darnell Jackson.
December 9, 2011	Re-signed restricted free agent guard Marcus Thornton to a multi-year contract.
December 9, 2011	Signed free agent center-forward Chuck Hayes to a multi-year contract.
December 9, 2011	Signed rookies Jimmer Fredette, Tyler Honeycutt and Isaiah Thomas to contracts.
December 10, 2011	Signed free agents forward Lawrence Hill and guard Adrian Oliver.
December 17, 2011	Awarded forward Travis Outlaw on a waiver claim under the NBA's new amnesty waiver procedure.
December 19, 2011	Voided Chuck Hayes' contract after failing physical.
December 21, 2011	Waived forward Lawrence Hill and guard Adrian Oliver.
December 24, 2011	Signed free agent center-forward Chuck Hayes to a multi-year contract.
January 1, 2012	Assigned Tyler Honeycutt and Hassan Whiteside to the Reno Bighorns of the D-League.
January 5, 2012	Relieved Kings Head Coach Paul Westphal of coaching duties. Named Keith Smart head coach.
January 13, 2012	Hired Alex English as assistant coach.
January 13, 2012	Recalled Tyler Honeycutt from Reno Bighorns.
February 3, 2012	Recalled Hassan Whiteside from Reno Bighorns.
March 5, 2012	Exercised contract option on Head Coach Keith Smart.
March 19, 2012	Waived J.J. Hickson.
March 21, 2012	Signed Terrence Williams to a 10-day contract.
March 31, 2012	Signed Terrence Williams to a contract for the remainder of the season.
June 28, 2012	Selected Kansas 6-10 forward Thomas Robinson with the fifth overall pick in the 2012 NBA Draft. Also selected UC Santa Barbara 6-5 guard Orlando Johnson in the second round (36th overall). Johnson's draft rights were traded to Indiana for cash considerations.

2012-13

July 9, 2012	Signed Thomas Robinson.
July 11, 2012	Re-signed restricted free agent forward Jason Thompson to a multi-year contract.
July 16, 2012	Acquired forward James Johnson from the Toronto Raptors in exchange for a second round pick in 2014. Agreed in principle to a contract with free agent guard Aaron Brooks.

KINGS YEARLY TRANSACTIONS

August 6, 2012	Extended the contract of Head Coach Keith Smart for the 2013-14 season.
October 1, 2012	Signed free agents center Cyril Awere, forward Tony Mitchell, center Hamady Ndiaye, and forward Willie Reed.
October 15, 2012	Waived Cyril Awere.
October 17, 2012	Exercised the 2013-14 contract options of center DeMarcus Cousins and guard Jimmer Fredette.
October 26, 2012	Waived forwards Tony Mitchell, Willie Reed and center Hamady Ndiaye.
November 7, 2012	Assigned Tyler Honeycutt to D-League's Reno Bighorns.
December 17, 2012	Recalled Tyler Honeycutt from D-League's Reno Bighorns.
December 22, 2012	Suspended center DeMarcus Cousins indefinitely for unprofessional behavior and conduct detrimental to the team.
December 24, 2012	Reinstated DeMarcus Cousins.
February 20, 2013	Acquired forward Patrick Patterson, center Cole Aldrich, guard Toney Douglas and cash considerations from the Houston Rockets in exchange for forwards Francisco Garcia, Thomas Robinson and Tyler Honeycutt.
March 1, 2013	Waived guard Aaron Brooks.
March 31, 2013	Announced Head Coach Keith Smart would not be retained for the 2013-14 season.
June 3, 2013	Hired Michael Malone as Kings head coach.
June 4, 2013	Announced Kings Assistant Coaches Jim Eyen, Alex English, and Clifford Ray would not be retained for the upcoming season.
June 10, 2013	Hired Chris Jent as an assistant coach.
June 17, 2013	Named Pete D'Alessandro as general manager.
June 21, 2013	Named Mike Bratz as assistant general manager.
June 25, 2013	Hired Brendan Malone as an assistant coach.
June 27, 2013	Selected Kansas 6-5 guard Ben McLemore with the 7th overall pick in the 2013 NBA Draft. Club also selected Detroit 6-3 guard Ray McCallum (36th overall) in the second round.

2013-14

July 9, 2013	Hired Dee Brown as assistant coach/director of player development and Micah Nori as an assistant coach. Also hired Bill Pope as advance scout.
July 10, 2013	Acquired guard Greivis Vásquez from New Orleans in a three-team trade that sent guard Tyreke Evans to the Pelicans. To round out the deal, the Kings will also receive a 2016 second-round draft pick and future second-round draft considerations while Portland acquired center Robin Lopez and guard Terrel Harris from New Orleans in exchange for the draft rights to Jeff Withey.
July 11, 2013	Announced Kings and Reno Bighorns entered into a single-affiliation partnership beginning with the 2013-14 NBA D-League season.
July 12, 2013	Acquired forward Luc Mbah a Moute from the Milwaukee Bucks in exchange for two future second-round picks.
July 13, 2013	Signed Ben McLemore to a contract.
July 15, 2013	Signed free agent forward Carl Landry.
July 18, 2013	Signed Ray McCallum to a contract.
August 2, 2013	Hired Corliss Williamson as an assistant coach.
August 21, 2013	Hired Ryan Bown as an assistant coach.
August 28, 2013	Signed free agent guard Trent Lockett.
August 29, 2013	Named Kings Director of Player Personnel Shareef Abdur-Rahim as general manager of the Reno Bighorns. Also named Kings Basketball Operations Coordinator Chris Gilbert as Reno Bighorns assistant general manager.
September 5, 2013	Added Chris Mullin as Advisor to the Chairman and Majority Owner Vivek Ranadivé.
September 11, 2013	Named Robert "Chip" Schaefer as director of athletic performance.
September 30, 2013	Signed center DeMarcus Cousins to a multi-year contract extension.
October 15, 2013	Waived DeQuan Jones and Brandon Heath.
	Announced Carl Landry to undergo surgery to repair a tear in his left hip flexor muscle (rectus femoris).
October 23, 2013	Kings assistant coach Brendan Malone resigned.
October 24, 2013	Waived guard Trent Lockett.
November 21, 2013	Assigned Ray McCallum to the Reno Bighorns.

VIVEK RANADIVÉ

KINGS YEARLY TRANSACTIONS

November 26, 2013	Acquired forward Derrick Williams from the Minnesota Timberwolves in exchange for forward Luc Mbah a Moute.
November 27, 2013	Recalled Ray McCallum from the Reno Bighorns.
December 9, 2013	Acquired forward Rudy Gay and Quincy Acy and center Aaron Gray from the Toronto Raptors in exchange for guard Greivis Vasquez and forwards Chuck Hayes, Patrick Patterson and John Salmons.
January 6, 2014	Requested waivers on center Hamady Ndiaye.
February 19, 2014	Acquired forward Reggie Evans and guard Jason Terry from the Brooklyn Nets in exchange for guard Marcus Thornton.
February 22, 2014	Announced newly-acquired Jason Terry will spend remainder of season rehabilitating his left knee.
February 26, 2014	Signed guard Orlando Johnson to a 10-day contract.
February 27, 2014	Mutually agreed with guard Jimmer Fredette to a contract buyout.
March 6, 2014	Signed forward Royce White to a 10-day contract.
March 8, 2014	Signed Orlando Johnson to a second 10-day contract.
March 18, 2014	Signed Royce White to a second 10-day contract.
March 20, 2014	Carl Landry underwent successful arthroscopic right knee surgery to repair a medial meniscus tear.
March 26, 2014	Signed forward Willie Reed (from NBADL Springfield Armor) for the remainder of the season.
March 28, 2014	Assigned Reed to the Reno Bighorns.
March 31, 2014	Signed guard Jared Cunningham to a 10-day contract.
April 8, 2014	Recalled forward Willie Reed from Reno.
April 10, 2014	Assigned Reed to Reno. Signed Cunningham for the remainder of the season.
April 14, 2014	Recall Willie Reed from Reno.
June 25, 2014	Extended qualifying offer to guard Isaiah Thomas.
June 26, 2014	Selected Michigan 6-6 guard Nik Stauskas with the 8th overall pick in the 2014 NBA Draft.

2014-15

July 8, 2014	Signed Nik Stauskas to a contract.
July 12, 2014	Signed free agent guard Darren Collison. Acquired draft rights to Alex Oriakhi and trade execption from the Phoenix Suns in exchange for guard Isaiah Thomas.
July 13, 2014	Hired Tyrone Corbin as an assistant coach.
July 30, 2014	Signed free agent forward-center Eric Moreland.
August 6, 2014	Acquired forward-center Jeremy Tyler, guard Wayne Ellington and the unencumbered rights to the Knicks' 2016 second-round draft selection fro New York in exchange for forwards Quincy Acy and Travis Outlaw.
August 14, 2014	Signed free agent center Sim Bhullar to a contract. Bhullar became first player of Indian descent to sign with an NBA team.
September 3, 2014	Waived Wayne Ellington.
September 17, 2014	Acquired guard-forward Alonzo Gee, guard Scott Hopson and a trade exception from Houston in exchange for guard Jason Terry and a pair of future second-round draft selections.
September 18, 2014	Signed free agent center Ryan Hollins.
September 18, 2014	Signed free agent forward Omri Casspi.
September 23, 2014	Waived guard Scotty Hopson.
September 25, 2014	Waived guard-forward Alonzo Gee.
October 17, 2014	Announced David Arseneault Jr. will serve as the head coach of the Kings' D-League affiliate Reno Bighorns.
October 19, 2014	Picked up the 2015-16 option on guard Ben McLemore's contract.
October 19, 2014	Waived center Sim Bhullar, guard Deonte Burton and forward David Wear.
October 25, 2014	Waived guard Trey Johnson.
November 14, 2014	Assigned forward Eric Moreland to the Reno Bighorns.
November 17, 2014	Recalled forward Eric Moreland from the Reno Bighorns.
November 19, 2014	Signed forward Rudy Gay to a multi-year contract extension.
November 21, 2014	Assigned forward Eric Moreland to the Reno Bighorns.
November 25, 2014	Recalled forward Eric Moreland from the Reno Bighorns.
November 28, 2014	Reassigned forward Eric Moreland to the Reno Bighorns.
November 30, 2014	Recalled forward Eric Moreland from the Reno Bighorns.
December 12, 2014	Assigned forward Eric Moreland to the Reno Bighorns.
December 13, 2014	Recalled forward Eric Moreland from the Reno Bighorns.
December 14, 2014	Reassigned forward Eric Moreland to the Reno Bighorns.
December 15, 2015	Relieved Michael Malone of his head coaching duties; Assistant Coach Tyrone Corbin assumed head coaching responsibilities.
December 16, 2014	Recalled forward Eric Moreland from the Reno Bighorns.
January 17, 2015	Signed forward Quincy Miller to a 10-day contract.
January 30, 2015	Signed forward Quincy Miller to a second 10-day contract.
February 12, 2015	Relieved Tyrone Corbin of his head coaching duties.
February 12, 2015	Reached an agreement in principle with George Karl to become the team's head coach.

KINGS YEARLY TRANSACTIONS

February 17, 2015	Named George Karl as team's new head coach.
February 19, 2015	Acquired guard Andre Miller from the Washington Wizards in exchange for guard Ramon Sessions.
February 20, 2015	Signed guard David Stockton to a 10-day contract.
February 23, 2015	Hired Vance Walberg as an assistant coach.
March 3, 2015	Named Vlade Divac vice president of basketball and franchise operations.
March 23, 2015	Signed forward David Wear to a 10-day contract.
April 2, 2015	Signed center Sim Bhullar to a 10-day contract.
April 20, 2015	Signed guard David Stockton through the 2015-16 season.
May 12, 2015	Picked up the option on Reno Bighorns David Arseneault Jr.
June 25, 2015	Selected University of Kentucky forward-center Willie Cauley-Stein in the first round (6th overall) of the 2015 NBA Draft.

2015-16

July 9, 2015	Acquired a second-round draft selection in the 2016 NBA Draft from the San Antonio Spurs in exchange for guard Ray McCallum.
July 10, 2015	Acquired the draft rights to Arturas Gudaitis and Luka Mitrovic from the Philadelphia 76ers in exchange for forward Carl Landry, forward-center Jason Thompson, guard Nik Stauskas and future draft considerations.
July 13, 2015	Signed guard Rajon Rondo, guard-forward Marco Belinelli and center Kosta Koufos.
July 14, 2015	Signed forwards Omri Casspi and Luc Mbah a Moute.
July 16, 2015	Void contract of Luc Mbah a Moute.
July 16, 2015	Signed forward-center Willie Cauley-Stein.
July 16, 2015	Signed free agent guard James Anderson.
July 22, 2015	Signed free agent guard Seth Curry, forwards Quincy Acy and Duje Dukan.
July 23, 2015	Signed free agent forward Caron Butler.
July 29, 2015	Waived forward Eric Moreland.
July 31, 2015	Signed Chad Iske as associate head coach and John Welch, Anthony Carter, and Nancy Lieberman as assistant coaches, joining Corliss Williamson and Vance Walberg on Kings Head Coach George Karl's coaching staff.
August 31, 2015	Announced Vlade Divac will serve as vice president of basketball operations and general manager, named Mike Bratz as assistant general manager, Roland Beech as vice president of basketball strategy and data science and Peja Stojakovic as director of player personnel and development.
October 3, 2015	Picked up option on Ben McLemore.
October 15, 2015	Waived guard Marshall Henderson and forward Vince Hunter.
October 22, 2015	Waived guard David Stockton.
November 13, 2015	Assigned Duje Dukan to the Reno Bighorns.
December 7, 2015	Recalled Duje Dukan from Reno.
December 9, 2015	Assigned Duje Dukan to Reno.
December 10, 2015	Recalled Duje Dukan from Reno.
December 17, 2015	Assigned Duje Dukan to Reno.
December 27, 2015	Recalled Duje Dukan from Reno.
February 4, 2016	Assigned Duje Dukan to Reno.
February 17, 2016	Parted ways with assistant coach Vance Walberg.
February 24, 2016	Recalled Duje Dukan from Reno.
February 25, 2016	Assigned Duje Dukan to Reno.
March 10, 2016	Suspended DeMarcus Cousins for one game for conduct detrimental to the team.
March 19, 2016	Assigned Eric Moreland to Reno.
March 30, 2016	Signed Vice President of Basketball Operations and General Manager Vlade Divac to a multi-year contract.
April 1, 2016	Recalled Duje Dukan and Eric Moreland from Reno.
April 7, 2016	Assigned Duje Dukan to Reno.
April 8, 2016	Recalled Duje Dukan from Reno.
April 14, 2016	Announced George Karl will not be retained as head coach for the 2016-17 season.
April 28, 2016	Named Ken Catanella assistant general manager.
May 9, 2016	Named Dave Joerger as team's new head coach.
June 3, 2016	Named Elston Turner, Duane Ticknor, Bryan Gates, Corliss Williamson, Nancy Lieberman and Jason March as assistant coaches.

VLADE DIVAC

KINGS YEARLY TRANSACTIONS

June 23, 2016	Selected guard Isaiah Cousins out of Oklahoma in the second round (59th overall) of the 2016 NBA Draft.
June 23, 2016	Acquired the draft rights for center Georgios Papagiannis (13th overall) and forward-center Skal Labissiere (28th overall), rights to Bogdan Bogdanovic and a future second-round selection from the Phoenix Suns in exchange for the draft rights to Marquese Chriss (8th overall) on the night of the 2016 NBA Draft.

2016-17

July 4, 2016	Waived forwards Caron Butler and Duje Dukan.
July 4, 2016	Rescinded qualifying offer for guard Seth Curry, allowing him to become an unrestricted free agent.
July 7, 2016	Acquired the draft rights of guard Malachi Richardson (first round - 22nd overall) from the Charlotte Hornets in exchange for forward Marco Belinelli.
July 9, 2016	Signed free agent guards Arron Afflalo and Garrett Temple and forwards Matt Barnes and Anthony Tolliver to contracts.
July 9, 2016	Named Bob Thornton an assistant coach and Larry Lewis as a player development coach.
July 12, 2016	Signed guard Malachi Richardson to a contract.
July 13, 2016	Signed center Georgios Papagiannis to a contract.
July 14, 2016	Claimed guard-forward Lamar Patterson off waivers.
July 15, 2016	Signed forward-center Skal Labissiere to a contract.
August 31, 2016	Signed guard Ty Lawson to a one-year deal.
September 6, 2016	Signed guard Isaiah Cousins to a contract.
September 14, 2016	Signed Jordan Farmar.
October 19, 2016	Waived Lamar Patterson
October 21, 2016	Signed Lamar Patterson
October 24, 2016	Waived Isaiah Cousins, Jordan Farmar and Lamar Patterson
November 2, 2016	Signed Jordan Farmar.
November 7, 2016	Waived Jordan Farmar.
November 11, 2016	Assigned Skal Labiessiere, Georgios Papagiannis and Malachi Richardson to Reno.
November 18, 2016	Recalled Georgios Papagiannis from Reno.
November 21, 2016	Assigned Georgios Papagiannis to Reno.
November 23, 2016	Recalled Skal Labiessiere, Georgios Papagiannis and Malachi Richardson from Reno.
November 25, 2016	Assigned Skal Labiessiere, Georgios Papagiannis and Malachi Richardson to Reno.
December 13, 2016	Recalled Skal Labiessiere and Malachi Richardson from Reno.
December 19, 2016	Recalled Georgios Papagiannis from Reno.
December 20, 2016	Assigned Skal Labiessiere and Georgios Papagiannis to Reno.
December 26, 2016	Recalled Skal Labiessiere and Georgios Papagiannis from Reno.
January 2, 2017	Assigned Skal Labiessiere and Georgios Papagiannis to Reno.
January 10, 2017	Assigned Malachi Richardson to Reno.
January 11, 2017	Recalled Malachi Richardson from Reno.
January 15, 2017	Recallled Skal Labiessiere and Georgios Papagiannis from Reno.
January 24, 2017	Assigned Georgios Papagiannis to Reno.
February 4, 2017	Recalled Georgios Papagiannis from Reno.
Februrary 20, 2017	The Sacramento Kings acquired guards Buddy Hield, Tyreke Evans, Langston Galloway and 2017 first and second-round draft selections from the New Orleans Pelicans in exchange for forward/center DeMarcus Cousins and forward Omri Casspi.
February 24, 2017	Assigned Georgios Papagiannis to Reno.
February 26, 2017	Recalled Georgios Papagiannis from Reno.
March 1, 2017	Assigned Georgios Papagiannis to Reno.
March 2,2017	Recalled Georgios Papagiannis from Reno.

DAVE JOEGER

March 3, 2017	Assigned Georgios Papagiannis to Reno.
March 5, 2017	Recalled Georgios Papagiannis from Reno.
March 9, 2017	Assigned Georgios Papagiannis to Reno.
March 11, 2017	Recalled Georgios Papagiannis from Reno.
June 1, 2017	Waived Anthony Tolliver.
June 22, 2017	Selected guard De'Aaron Fox out of Kentucky in the first round (5th overall) of the 2017 NBA Draft.
June 22, 2017	Drafted guard Frank Mason III out of Kansas in the second round (34th overall) of the 2017 NBA Draft.
June 22, 2017	Acquired the draft rights for forwards Justin Jackson (15th overall) and Harry Giles (20th overall) from the Portland Trail Blazers in exchange for the draft rights to Zach Collins (10th overall) on the night of the 2017 NBA Draft.
June 23, 2017	Waived Arron Afflalo.

2017-18

July 6, 2017	Signed forwards Harry Giles and Justin Jackson to contracts.
July 7, 2017	Signed guard De'Aaron Fox to a contract.
July 10, 2017	Signed free-agent guard George Hill and forwards Vince Carter and Zach Randolph to contracts.
July 13, 2017	Signed guards Frank Mason III and Bogdan Bogdanovic to contracts.
July 29, 2017	Signed free agent forwards Jack Cooley and JaKarr Sampson to two-way contracts.
September 10, 2017	Signed Matt Jones to a contract.

KINGS RETIRED JERSEYS

NATE ARCHIBALD

Nate "Tiny" Archibald played six of his 13 NBA seasons with the Kings franchise. Selected by the Cincinnati Royals in the second round of the 1970 NBA Draft, Archibald starred in six NBA All-Star Games. The 6-1, 180 guard posted his best season in 1972-73, averaging a career-best 34.0 ppg and 11.4 apg, becoming the only player in NBA history to lead the league in both scoring and assists. Archibald was inducted into the Hall of Fame in 1991.

MITCH RICHMOND

Mitch Richmond became the first player in Sacramento-era history to have his jersey retired (December 5, 2003). Richmond ranks among the top five in franchise history in points, field goals made and attempted, free throws made and attempted, free throw percentage, steals, three-pointers made and attempted, and three-point field goal percentage. He became the first Sacramento King to be named to the All-Star Game, and earned the All-Star MVP award in 1995 after tallying 23 points in 22 minutes off the bench. Also while with Sacramento, Richmond represented the United States in the 1996 Olympics, winning a gold medal. On August 8, 2014, Richmond was inducted into the Naismith Basketball Hall of Fame.

CHRIS WEBBER

One of the most talented forwards to ever don a Kings jersey, Chris Webber helped the Kings reach the NBA Playoffs in six straight seasons (1998-99 - 2003-04), earn two back-to-back Pacific Division titles (2001-02, 2002-03) and record a franchise record 61 regular season wins in 2001-02. Acquired from Washington in exchange for Mitch Richmond and Otis Thorpe on May 14, 1998, Webber recorded 51 points and 26 rebounds on January 5, 2001 versus Indiana, both Sacramento-era single-game records. As a King, Webber was a four-time NBA All-Star and a five-time All-NBA Team selection. He averaged 23.5 ppg, 10.6 rpg, 4.8 apg, 1.51 spg and 1.47 bpg in 377 games with Sacramento. His jersey was lifted to the rafters on February 6, 2009 (Kings vs. Utah).

6TH MAN (THE FANS)

The No. 6 jersey was retired to acknowledge the support of the Kings fans. The Kings have two of the highest consecutive sellout streaks in NBA history. A sellout streak of 497 games still stands as the fourth-longest sellout streak in NBA history. The milestone streak began on opening night in 1985, the first season the Kings played in Sacramento, and ended after the second game of the 1997-98 season. From November 26, 1999, to April 18, 2007, the Kings sold out 354 straight home contests, ranking eighth on the NBA's all-time sellout list. The team sold out every home game in the Golden 1 Center's opening season.

BOBBY DAVIES

Bobby Davies, known as the Harrisburg Houdini, played all 10 of his NBA seasons with the Rochester Royals (1945-46 - 1954-55). His two free throws in the final 40 seconds of regulation broke a 75-75 tie in the seventh and deciding game of the 1951 NBA Finals against New York, helping give the franchise its first and only NBA Championship. The four-time All-Star averaged 16.2 ppg, 2.9 rpg, and 6.0 apg in his best statisical season in 1951-52. A 6-1, 175 guard, Davies was inducted into the Hall of Fame in 1969.



MAURICE STOKES

The 6-7, 240 forward played all three of his seasons for the franchise, playing his first two seasons with Rochester (1955-56 - 1956-57) and his last with Cincinnati (1957-58). In his first season, Stokes was named NBA Rookie of the Year and was named to the All-NBA Second Team after posting team-highs of 16.8 ppg (11th in NBA), 16.3 rpg (2nd in NBA), and 4.9 apg (9th in NBA). An All-Star in all three seasons, Stokes averaged 16.4 ppg, 17.3 rpg, and 5.3 apg in 202 career games. His brillant career was cut short when he was diagnosed with post-traumatic encephalopathy (brain injury damaging motor-control center) after a fall suffered three days earlier in a game against the Minneapolis Lakers (3/12/58).



OSCAR ROBERTSON

Known as the Big O, Oscar Robertson displayed an uncanny all-around game, finishing his 12-year NBA career with 25.7 ppg, 7.5 rpg, and 9.5 apg in 1,040 career games. He played 10 of his 14 NBA seasons with the Cincinnati Royals. His best season came in 1961-62 when the 6-5, 210 guard averaged a triple double - 30.8 ppg, 12.5 rpg, 11.4 apg. He averaged 30 or more points in six of his first seven seasons in the league and 10 or more assists in five of his first seven seasons. Robertson, who led the league in assists in six seasons, ranks among the NBA's all-time leaders in scoring (10th), assists (6th), and points (12th). The 12-time All-Star was inducted into the Basketball Hall of Fame in 1979.

PEJA STOJAKOVIC

Drafted by the Kings in the first round (14th overall) of the 1996 NBA Draft, Peja Stojakovic went on to play 13 NBA seasons, eight with Sacramento, and finished his career as a three-time NBA All-Star, NBA Champion (2011 Dallas Mavericks) and the Kings' franchise leader in three-pointers made (1,070) and attempted (2,687) and free throw percentage (.893). He ranks in the top 10 in NBA history in several categories, including fifth in career free throw percentage (.895), 16th in three-pointers made (1,760), and tied for seventh with Steve Nash in playoff free throw percentage (.900). His #16 jersey was retired on December 16, 2014, during halftime of the Kings-Thunder game.

KINGS RETIRED JERSEYS

VLADE DIVAC

Known for his craftiness on the court and his generosity off of it, Vlade Divac signed with the Kings as a free agent on January 22, 1999. Divac helped the Kings reach the NBA Playoffs in six straight seasons (1998-99 - 2003-04) while capturing two back-to-back Pacific Division titles (2001-02, 2002-03) and a franchise record 61 regular season wins in 2001-02. An All-Star in 2001, Divac played six of his 16 NBA seasons with the Kings, averaging 13.2 ppg, 7.8 rpg, 3.7 apg and 1.15 bpg in 454 games with Sacramento. He joined Kareem Abdul-Jabbar and Hakeem Olajuwon as the only three players in NBA history to amass 13,000 points, 9,000 rebounds and 1,500 blocks in a career. His jersey was retired on March 31, 2009 (Kings vs. New Orleans).

JACK TWYMAN

A 6-6 guard from Cincinnati, Jack Twyman played all 11 of his NBA seasons with the Kings franchise, two coming in Rochester (1955-56 and 1956-57) and the other nine seasons (1957-58 - 1965-66) in his hometown. Twyman averaged 14 or more points in his first 10 seasons and averaged 31.2 ppg, 8.9 rpg, and 3.5 apg during the 1959-60 regular season. In 1958-59, Twyman ranked second in the league in scoring, posting a 25.8 scoring average. Twyman twice scored 50 or more points in his career, including a 59-point performance versus Minneapolis (1/15/60), which still remains as the Kings' franchise single-game scoring record. Among franchise career leaders, Twyman ranks second in points (15,840), field goals made (6,237) and attempted (13,873), and free throws made (3,366) and attempted (4,325). The Hall of Fame inducted the six-time All-Star guard in 1982.

SAM LACEY

Sam Lacey, a 6-10, 235 pound forward out of New Mexico State, played 11 of his 13 NBA seasons with the Kings franchise. The first selection of the Royals in the 1970 NBA Draft, Lacey averaged a double-double in points and rebounds in his first six seasons in the league. Lacey stands as the franchise leader in games played (888) and rebounds (9,353). He ranks in second in minutes played (29,991), fifth in points (9,895) and fourth in field goals made (4,101) and field goals attempted (9,280).

FIRST GAME IN SACRAMENTO ERA

SACRAMENTO KINGS VS. LA CLIPPERS
OCTOBER 25, 1985
ARCO ARENA, SACRAMENTO, CA
ATTENDANCE: 10,333

SCORE BY PERIODS	1	2	3	4	FINAL
LA CLIPPERS	21	21	37	29	108
SACRAMENTO	25	32	30	17	104

VISITORS: LA CLIPPERS

PLAYER	FG	FGA	FT	FTA	REB	PTS
Cedric Maxwell	4	10	7	8	8	15
Marques Johnson	9	16	2	2	1	20
James Donaldson	2	7	3	4	15	7
Derek Smith	14	19	8	14	6	36
Franklin Edwards	5	10	6	6	2	16
Michael Cage	2	4	1	2	3	5
Jamaal Wilkes	1	7	2	2	3	4
Junior Bridgeman	0	2	0	0	0	0
Beniot Benjamin	1	2	1	2	4	3
Lancaster Gordon	1	2	0	0	0	2
Jay Murphy	0	1	0	0	0	0
TOTALS	39	80	30	40	42	108

3-POINT FG: (0-0)

HOME: SACRAMENTO

PLAYER	FG	FGA	FT	FTA	REB	PTS
Eddie Johnson	7	18	5	7	4	19
Otis Thorpe	5	6	3	6	7	13
LaSalle Thompson	4	8	3	6	13	11
Reggie Theus	9	15	6	6	4	24
Larry Drew	6	14	0	0	2	12
Mark Olberding	0	5	3	8	3	3
Mike Woodson	5	11	2	4	1	12
Rich Kelley	1	3	2	2	5	4
Joe Kleine	2	4	2	2	5	4
Carl Henry	0	1	0	0	1	0
Michael Adams	0	0	0	0	0	0
David Cooke	0	3	0	0	3	0
TOTALS	39	88	26	41	48	104

3-PT FG: Johnson 0-1, Theus 0-1 (Total 0-2)

FIRSTS IN SACRAMENTO KINGS BASKETBALL

First basket: Reggie Theus, Sacramento
First rebound: LaSalle Thompson, Sacramento
First assist: Otis Thorpe, Sacramento
First steal: Derek Smith, LA Clippers
First free throw: LaSalle Thompson, Sacramento
First block: James Donaldson, LA Clippers

KINGS AT ALL-STAR WEEKEND

BY THE NUMBERS

Participants in All-Star Game: 23 (6 in Sac-era - Mitch Richmond, Chris Webber, Vlade Divac, Peja Stojakovic, Brad Miller, DeMarcus Cousins)
Most All-Star Game Appearances: 10, Oscar Robertson (6, Mitch Richmond)
Most Starts: 10, Oscar Robertson (Webber 2, Divac 1, Richmond 1)
All-Star Game Starters: 9
Total All-Star Game Appearances: 74

All-Star Game Participants

Archibald, Nate	1973*, 75*, 76
Birdsong, Otis	1979, 80, 81
Coleman, Jack	1955
Cousins, DeMarcus	2015, 16, 17
Davies, Bob	1951*, 52*, 53, 54
Divac, Vlade	2001
Embry, Wayne	1961, 62, 63, 64, 65
Green, Johnny	1971
Lacey, Sam	1975
Lucas, Jerry	1964*, 65* (MVP), 66*, 67, 68*, 69*
Miller, Brad	2004
Regan, Richie	1957
Richmond, Mitch	1993, 94*, 95 (MVP), 96, 97, 98
Risen, Arnie	1952, 53, 54, 55
Robertson, Oscar	1961* (MVP), 62*, 63*, 64* (MVP), 65*, 66*, 67*, 68*, 69* (MVP), 70*
Smith, Adrian	1966 (MVP)
Stojakovic, Peja	2002, 03, 04
Stokes, Maurice	1956, 57*, 58
Twyman, Jack	1957, 58*, 59, 60*, 62, 63*
Van Arsdale, Tom	1971, 72
Wanzer, Bobby	1952*, 53*, 54*, 55*, 56*
Webber, Chris	2000, 01*, 02*, 03+
Wedman, Scott	1976

*Started that year's game
+Named, but could not play due to injury

All-Star Game Coaches

1957	Bobby Wanzer (Cincinnati)
2001	Rick Adelman (Sacramento)
2003	Rick Adelman (Sacramento)



OSCAR ROBERTSON - 1961 NBA ALL-STAR GAME MVP



JERRY LUCAS - 1965 NBA ALL-STAR GAME MVP

MITCH RICHMOND - 1995 NBA ALL-STAR GAME MVP

KINGS AT ALL-STAR WEEKEND



TYREKE EVANS - 2010 T-MOBILE ROOKIE CHALLENGE MVP

All-Star Rookie Game Participants

1994	Bobby Hurley - *Honorary Coach*
1995	Brian Grant
	Michael Smith
1996	Tyus Edney
1998	Michael Stewart
2000	Jason Williams
2002	Hedo Turkoglu
2010	Tyreke Evans (MVP)
	Omri Casspi
2011	Tyreke Evans*
	DeMarcus Cousins
2012	DeMarcus Cousins
2013	Isaiah Thomas

* Evans named to Sophomore Team but due to injury did not participate

3-Point Shootout Participants

1991	Danny Ainge
1992	Jim Les, Mitch Richmond
1994	Mitch Richmond
2001	Peja Stojakovic (runner-up)
2002	Peja Stojakovic (Champion)
2003	Peja Stojakovic (Champion)
2004	Peja Stojakovic (runner-up)

Slam Dunk Contest Participants

1986	Terry Tyler
1990	Kenny Smith (runner-up)
2002	Gerald Wallace (runner-up)
2014	Ben McLemore

Skills Challenge

2016	DeMarcus Cousins

2-Ball Participants

1998	Mitch Richmond/Ruthie Bolton-Holifield
2000	Jason Williams/Yolanda Griffith
2001	Peja Stojakovic/Ruthie Bolton-Holifield (Champion)

3-on-3 Hoop-It-Up Participants

2002	Hedo Turkolgu (Kings), Ticha Penicheiro (Monarchs), Sarunas Marciulionis (former King), Tom Cavanaugh (actor, NBC's 'Ed') (Champion)

H.O.R.S.E. Participants

2010	Omri Casspi

Shooting Stars Participants

2010	Tyreke Evans, Chris Webber, Nicole Powell

RICK ADELMAN AND KINGS COACHING STAFF WITH 2003 WESTERN CONFERENCE ALL-STARS

GERALD WALLACE - 2002 NBA SLAM DUNK CONTEST

HEDO TURKOGLU, TICHA PENICHEIRO, SARUNAS MARCIULIONIS, TOM CAVANAUGH - 2002 INAUGURAL 3-ON-3 HOOP-IT-UP CHAMPIONS

BEN McLEMORE - 2014 NBA SLAM DUNK CONTEST

KINGS HONORS

OSCAR ROBERTSON - 1963-64 MVP

BOBBY JACKSON - 2002-03 6TH MAN

TYREKE EVANS - 2009-10 ROY

YEARLY AWARDS

Most Valuable Player

1963-64	Oscar Robertson (Cincinnati)

Coach of the Year

1974-75	Phil Johnson (KC-Omaha)
1978-79	Cotton Fitzsimmons (Kansas City)

Sixth Man of the Year

2002-03	Bobby Jackson (Sacramento)

Executive of the Year

1972-73	Joe Axelson (KC-Omaha)
1998-99	Geoff Petrie (Sacramento)
2000-01	Geoff Petrie (Sacramento)

Rookie of the Year

1955-56	Maurice Stokes (Rochester)
1960-61	Oscar Robertson (Cincinnati)
1963-64	Jerry Lucas (Cincinnati)
1978-79	Phil Ford (Kansas City)
2009-10	Tyreke Evans (Sacramento)

All-NBA Team Selections

1948-49	1st	Bob Davies (Rochester)
	2nd	Arnie Risen (Rochester)
1949-50	1st	Bob Davies (Rochester)
1950-51	1st	Bob Davies (Rochester)
1951-52	1st	Bob Davies (Rochester)
	2nd	Bobby Wanzer (Rochester)
1952-53	2nd	Bob Davies (Rochester)
	2nd	Bobby Wanzer (Rochester)
1953-54	2nd	Bobby Wanzer (Rochester)
1955-56	2nd	Maurice Stokes (Rochester)
1956-57	2nd	Maurice Stokes (Rochester)
1957-58	2nd	Maurice Stokes (Cincinnati)
1959-60	2nd	Jack Twyman (Cincinnati)
1960-61	1st	Oscar Robertson (Cincinnati)
1961-62	1st	Oscar Robertson (Cincinnati)
	2nd	Jack Twyman (Cincinnati)
1962-63	1st	Oscar Roberston (Cincinnati)
1963-64	1st	Oscar Robertson (Cincinnati)
	2nd	Jerry Lucas (Cincinnati)
1964-65	1st	Oscar Robertson (Cincinnati)
	1st	Jerry Lucas (Cincinnati)
1965-66	1st	Oscar Robertson (Cincinnati)
	1st	Jerry Lucas (Cincinnati)
1966-67	1st	Oscar Robertson (Cincinnati)
	2nd	Jerry Lucas (Cincinnati)
1967-68	1st	Oscar Robertson (Cincinnati)
	1st	Jerry Lucas (Cincinnati)
1968-69	1st	Oscar Robertson (Cincinnati)
1969-70	2nd	Oscar Robertson (Cincinnati)

All-NBA Team Selections, continued

1971-72	2nd	Nate Archibald (Cincinnati)
1972-73	1st	Nate Archibald (KC-Omaha)
1974-75	1st	Nate Archibald (KC-Omaha)
1975-76	1st	Nate Archibald (Kansas City)
1978-79	2nd	Phil Ford (Kansas City)
1979-80	3rd	Phil Ford (Kansas City)
1980-81	2nd	Otis Birdsong (Kansas City)
1993-94	2nd	Mitch Richmond (Sacramento)
1994-95	2nd	Mitch Richmond (Sacramento)
1995-96	3rd	Mitch Richmond (Sacramento)
1996-97	2nd	Mitch Richmond (Sacramento)
1997-98	3rd	Mitch Richmond (Sacramento)
1998-99	2nd	Chris Webber (Sacramento)
1999-00	3rd	Chris Webber (Sacramento)
2000-01	1st	Chris Webber (Sacramento)
2001-02	2nd	Chris Webber (Sacramento)
2002-03	2nd	Chris Webber (Sacramento)
2003-04	2nd	Peja Stojakovic (Sacramento)
2014-15	2nd	DeMarcus Cousins (Sacramento)
2015-16	2nd	DeMarcus Cousins (Sacramento)

All-Defensive Team

1970-71	2nd	Norm Van Lier (Cincinnati)
1976-77	2nd	Brian Taylor (Kansas City)
1979-80	2nd	Scott Wedman (Kansas City)
2000-01	2nd	Doug Christie (Sacramento)
2001-02	2nd	Doug Christie (Sacramento)
2002-03	1st	Doug Christie (Sacramento)
2003-04	2nd	Doug Christie (Sacramento)
2005-06	1st	Ron Artest (Sacramento)

All-Rookie Team

1963-64	1st	Jerry Lucas (Cincinnati)
1973-74	1st	Ron Behagen (KC-Omaha)
1974-75	1st	Scott Wedman (KC-Omaha)
1978-79	1st	Phil Ford (Kansas City)
1987-88	1st	Kenny Smith (Sacramento)
1990-91	1st	Lionel Simmons (Sacramento)
	2nd	Travis Mays (Sacramento)
1992-93	2nd	Walt Williams (Sacramento)
1994-95	1st	Brian Grant (Sacramento)
1995-96	2nd	Tyus Edney (Sacramento)
1998-99	1st	Jason Williams (Sacramento)
2000-01	2nd	Hedo Turkoglu (Sacramento)
2009-10	1st	Tyreke Evans (Sacramento)
2010-11	1st	DeMarcus Cousins (Sacramento)
2011-12	2nd	Isaiah Thomas (Sacramento)
2015-16	2nd	Willie Cauley-Stein (Sacramento)
2016-17	1st	Buddy Hield (Sacramento)

J. Walter Kennedy Citizenship Award

Vlade Divac	1999-2000

KINGS HONORS

Pacific Division Sportsmanship Award

Mitch Richmond	1996-97

All-Interview Team

Chris Webber	1999-00
Chris Webber	2000-01
Chris Webber	2002-03 (1st Team)

MONTHLY/WEEKLY AWARDS

Player of The Month

Larry Drew	December 1982
Chris Webber	January 2002
Chris Webber	December 2002
Peja Stojakovic	November 2003
Chris Webber	January 2005

Coach of The Month

Garry St. Jean	November 1995
Rick Adelman	January 2002
Rick Adelman	January 2004

Rookie of the Month

Lionel Simmons	December 1990
Lionel Simmons	February 1991
Brian Grant	January 1995
Tyreke Evans	October/November 2009
Tyreke Evans	December 2009
Isaiah Thomas	February 2012
Isaiah Thomas	March 2012
Ben McLemore	November 2013
Buddy Hield	March 2017

Hometown Hero of the Month

Lawrence Funderburke	December 2000
Vlade Divac	June 2001
Chris Webber	February 2003

Player of The Week

Phil Ford	November 18, 1979
Scott Wedman	January 6, 1980
Otis Birdsong	October 26, 1980
Phil Ford	January 25, 1981
Eddie Johnson	November 6, 1983
Otis Thorpe	January 20, 1987
Harold Pressley	April 11, 1988
Lionel Simmons	February 18, 1991
Mitch Richmond	January 27, 1997
Chris Webber	April 25, 1999
Chris Webber	January 3, 2000
Chris Webber	January 18, 2000
Chris Webber	December 11, 2000
Chris Webber	January 22, 2001
Chris Webber	January 7, 2002
Chris Webber	December 15, 2002
Peja Stojakovic	March 23, 2003
Peja Stojakovic	December 14, 2003

Player of The Week (continued)

Brad Miller	January 31, 2005
Mike Bibby	February 28, 2005
Mike Bibby	March 13, 2006
Kevin Martin	March 4, 2007
Brad Miller	February 4, 2008
DeMarcus Cousins	January 13, 2014
DeMarcus Cousins	November 24, 2014
DeMarcus Cousins	November 16, 2015
DeMarcus Cousins	January 25, 2016
DeMarcus Cousins	January 30, 2017

Kings-Royals in the Hall of Fame

Players Name	Years with Kings-Royals	Inducted
Nate Archibald	1970-71 thru 1975-76	1990
Al Cervi	1945-46 thru 1947-48	1984
Bob Davies	1945-46 thru 1954-55	1969
Wayne Embry	1958-59 thru 1965-66	1999
Alex Hannum	1951-52 thru 1953-54	1998
Red Holzman	1945-46 thru 1952-53	1985
Clyde Lovellette	1957-58	1987
Jerry Lucas	1963-64 thru 1969-70	1979
Mitch Richmond	1991-92 thru 1997-98	2014
Arnie Risen	1948-49 thru 1954-55	1998
Oscar Robertson	1960-61 thru 1969-70	1979
Maurice Stokes	1955-56 thru 1957-58	2004
Jack Twyman	1955-56 thru 1965-66	1982
Bobby Wanzer	1948-49 thru 1956-57	1986

Coaches Name	Years with Kings-Royals	Inducted
Pete Carril (asst.)	1996-97 thru present	1997
Bob Cousy	1969-70 thru 1973-74	1970
Lester Harrison	1945-46 thru 1954-55	1979
Willis Reed (asst.)	1987-88	1981
Bill Russell	1987-88 thru 1989-90	1974
Bobby Wanzer	1948-49 thru 1956-57	1986

Retired Numbers

1:	Nate Archibald
2:	Mitch Richmond
4:	Chris Webber
6:	Sixthman (Fan)
11:	Bobby Davies
12:	Maurice Stokes
14:	Oscar Robertson
16:	Peja Stojakovic
21:	Vlade Divac
27:	Jack Twyman
44:	Sam Lacey

MITCH RICHMOND

CHRIS WEBBER

VLADE DIVAC

KINGS FIRST-ROUND DRAFT CHOICES

YEAR	PLAYER	SCHOOL/FROM	HT	POS	OVERALL
2017	De'Aaron Fox	Kentucky	6-5	G	5
2017	Zach Collins (traded to Portland)	Gonzaga	7-0	C	10
2017	Frank Mason III	Kansas	5-11	G	34
2016	Marquese Chriss (traded to Phoenix)	Washington	6-10	F	8
2015	Willie Cauley-Stein	Kentucky	7-0	C	6
2014	Nik Stauskas	Michigan	6-6	G	8
2013	Ben McLemore	Kansas	6-5	G	7
2012	Thomas Robinson	Kansas	6-10	F	5
2011	Bismack Biyombo (traded to Charlotte)	Democratic Republic of the Congo	6-9	C-F	7
2010	DeMarcus Cousins	Kentucky	6-11	F-C	5
2009	Tyreke Evans	Memphis	6-6	G	4
2009	Omri Casspi	Maccabi Tel Aviv (Israel)	6-9	F	23
2008	Jason Thompson	Rider	6-11	F	12
2007	Spencer Hawes	Washington	7-0	C	10
2006	Quincy Douby	Rutgers	6-3	G	19
2005	Francisco Garcia	Louisville	6-7	G	23
2004	Kevin Martin	Western Carolina	6-7	G	26
2003	No first round selection				
2002	Dan Dickau (traded to Atlanta)	Gonzaga	6-0	G	28
2001	Gerald Wallace	Alabama	6-7	F	25
2000	Hidayet Turkoglu	Efes Pilsen (Turkey)	6-9	G-F	16
1999	No first round selection				
1998	Jason Williams	Florida	6-1	G	7
1997	Olivier Saint-Jean (Abdul-Wahad)	San Jose State	6-6	G-F	11
1996	Predrag Stojakovic	PAOK (Greece)	6-9	G-F	14
1995	Corliss Williamson	Arkansas	6-7	F	13
1994	Brian Grant	Xavier (OH)	6-9	F	8
1993	Bobby Hurley	Duke	6-0	G	7
1992	Walt Williams	Maryland	6-8	G-F	7
1991	Billy Owens	Syracuse	6-9	F	3
1991	Pete Chilcutt	North Carolina	6-10	F-C	27
1990	Lionel Simmons	La Salle	6-8	F	7
1990	Travis Mays	Texas	6-2	G	14
1990	Duane Causwell	Temple	7-0	C	18
1990	Anthony Bonner	St. Louis	6-8	F	23
1989	Pervis Ellison	Louisville	6-9	F-C	1
1988	Ricky Berry	San Jose State	6-8	G	18
1987	Kenny Smith	North Carolina	6-3	G	6
1986	Harold Pressley	Villanova	6-7	G-F	17
1985	Joe Kleine	Arkansas	6-11	C	6
1984	Otis Thorpe	Providence	6-10	F	9
1983 *	Ennis Whatley	Alabama	6-3 1/2	G	13
1982	LaSalle Thompson	Texas	6-10	C	5
1982	Brook Steppe	Georgia Tech	6-5	G	17
1981	Steve Johnson	Oregon State	6-10	C	7
1981	Kevin Loder	Alabama State	6-6	G-F	17
1980	Charles "Hawkeye" Whitney	North Carolina State	6-5 1/2	F-G	16
1979	Reggie King	Alabama	6-6	F	18
1978	Phil Ford	North Carolina	6-1	G	2
1978 **	Mike Evans	Kansas State	6-1	G	21
1977	Otis Birdsong	Houston	6-4	G	2
1976	Richard Washington	UCLA	6-11	F	3
1975	Bill Robinzine	DePaul	6-7	F	10
1975	Bob Bigelow	Pennsylvania	6-7	F-G	13
1974	Scott Wedman	Colorado	6-7	F	6
1973	Ron Behagen	Minnesota	6-8	F	7
1972 #	Nate Williams	Utah State	6-5	F	-
1971	Ken Durrett	La Salle	6-7	F	4
1970	Sam Lacey	New Mexico State	6-10	C	5
1969	Herm Gilliam	Purdue	6-3	G	8
1968	Don Smith (Abdul-Aziz)	Iowa State	6-9	C-F	5
1967 # *	Mel Daniels	New Mexico	6-10	C-F	9
1966	Walt Wesley	Kansas	6-11	C	6
1965	Nate Bowman	Wichita State	6-10	C	6
1964	George Wilson	Cincinnati	6-8	F	T
1963	Thomas Thacker	Cincinnati	6-2	G	T
1962	Jerry Lucas	Ohio State	6-8	F-C	T
1961	Larry Siegfried	Ohio State	6-4	F	3
1960	Oscar Robertson	Cincinnati	6-5	G	T
1959	Bob Boozer	Kansas State	6-8	F	1
1958	Archie Dees	Indiana	6-8	C	2
1957	Rod Hundley	West Virginia	6-4	G	1
1956	Si Green	Duquesne	6-2	G	-
1955	Bob Armstong	Michigan State	6-8	F	-
1954	Tom Marshall	Western Kentucky	6-4	F	-
1953	Richie Regan	Seton Hall	6-2	F	-
1952	Chuck Darling	Iowa	n/a	n/a	-
1951	Sam Ranzino	North Carolina State	6-1	F	-
1950	Joe McNamee	San Francisco	6-6	C	-
1949	Frank Saul	Seton Hall	6-2	F	-
1948	Bill Gabor	Syracuse	6-0	G	-

Note: Kings did not have a first-round draft pick in 1999
T - Territorial draft pick
** Drafted for Chicago in exchange for Mark Olberding*
*** Drafted by Denver for KC in exchange for a 1979 second-round pick*
 # Acquired in the 1971 supplemental draft
Signed in ABA*

HISTORY OF KINGS DRAFT

1970 DRAFT
1st Sam Lacey – New Mexico State
2nd A Nate Archibald – Texas-El Paso
B Doug Cook – Davidson
3rd Greg Hyder – Eastern New Mexico
4th Wade Fuller – Loyola at Chicago
5th Uluss Thompson – Wiley College
6th Charles Bishop – Louisiana Tech
7th Mike Bernard – Kentucky State
8th Joel McBride – Augusta College
9th Bob Mabry – Rio Grande (OH)
10th Carl Johnson – Gustavus Adolphus
11th Ted Hillary – St. Joseph's (IN)
12th Reggie Roach – Virginia State
13th Larry Gray – Huston-Pilloston
14th Andy Jennings – Alderson Broaddus
15th Mike Neer – Washington & Lee
16th Paul Favorite – Georgetown

1971 DRAFT
1st Ken Durrett – La Salle
2nd A John Mengelt – Auburn
B Joe Bergman – Creighton
3rd Rich Yunkus – Georgia Tech
4th Sid Catlett – Notre Dame
5th A Jim Guymond – Eastern New Mexico
B Tyrone Marioneaux – Loyola of Louis.
6th Gil McGregor – Wake Forest
7th Ollie Shannon – Minnesota
8th Frank Fitzgerald – Boston College

1972 DRAFT
2nd A Sam Sibert – Kentucky State
B Mike Ratliff – Eau Claire State
3rd Ron Riley – USC
4th Frank Schade – Eau Claire State
5th Dave Bustion – Denver
6th Jerry Crocker – Guilford College (NC)
7th Mike Sneed – Fayetteville
8th Jerry Clack – Oklahoma
9th Steve McMahon – Merrimack College
10th David Hall – Kansas State
11th Floyd Mathew – Northern Arizona
12th Len Baltimore – George Washington
13th Kent Scott – Pittsburgh
14th Bob Allen – Missouri
15th Mike Jefferies – Oklahoma State
16th Mike Peterson – Nebraska

1973 DRAFT
1st Ron Behagen – Minnesota
2nd A Mike D'Antoni – Marshall
B Larry McNeill – Marquette
5th M.L. Carr – Guilford College (NC)
6th Mike Quick – San Francisco
7th Mike Jeffries – Missouri
8th Mike Williams – Kentucky Wesleyan
9th James Brown – Dartmouth
10th Ernie Kusyner – Kansas State

1974 DRAFT
1st Scott Wedman – Colorado
2nd Len Kosmalski – Tennessee
4th Lloyd Batts – Cincinnati
5th Terry Compton – Vanderbilt
6th Ron Kennedy – Arizona
7th Mark Browne – Missouri
8th Richie O'Connor – Fairfield
9th Jeff Dawson – Illinois
10th Dennis White – Arkansas

1975 DRAFT
1st A Bill Robinzine – DePaul
B Bob Bigelow – Penn
2nd Glen Hansen – LSU
3rd Bob Guyette – Kentucky
4th Kevin Cleuss – St. John's (NY)
5th Ed Stahl – North Carolina
5th Clint Chapman – USC
7th Wayne Croft – Clemson
8th Jim Bostic – New Mexico State

1976 DRAFT
1st Richard Washington – UCLA
4th Clarence Ramsey – Washington
5th Willie Hodge – Duke
6th Andre McCarter – UCLA
7th Craig Prosser – Canisius
8th Mike Davis – Bradley
9th Dave Logan – Colorado
10th Harry Bailey – N. Texas State

1977 DRAFT
1st Otis Birdsong – Houston
2nd Eddie Owens – UNLV
3rd A Bill Paterno – Notre Dame
B John Kuester – North Carolina
4th Larry Williams – Texas Southern
5th Bob Chapman – Michigan State
6th Bob Cooper – Providence
7th Bruce Jenner – Graceland College (IA)

1978 DRAFT
1st Phil Ford – North Carolina
3rd Jeff Cook – Idaho State
4th Geff Crompton – North Carolina
5th Derick Claiborne – Massachusetts
6th Jim Krivacs – Texas
7th Charles McMillan – N. Texas State
8th Ron Hammye – Bowling Green

1979 DRAFT
1st Reggie King – Alabama
3rd Terry Crosby – Tennessee
4th John McCullough – Oklahoma
5th Curtis Watkins – DePaul
6th Bob Roma – Princeton
7th Nick Daniels – Xavier (OH)
8th Tony Vann – Alabama-Huntsville
9th Gary Wilson – Southern Illinois
10th Russell Saunders – New Mexico

1980 DRAFT
1st Hawkeye Whitney – N.C. State
3rd Tony Murphy – Southern (LA)
5th Kelvin Blakely – Eastern Michigan
6th Trent Grooms – Kent State
7th Arnold McDowell – Montana State
8th Selected ineligible player
9th Charlie Cole – Delta State
10th Selected ineligible player

1981 DRAFT
1st A Steve Johnson – Oregon State
B Kevin Loder – Alabama State
2nd Eddie Johnson – Illinois
3rd Curtis Berry – Missouri
4th A Kenneth Dennard – Duke
B B.B. Davis – Lamar
5th U.S. Reed – Arkansas
6th Brian Walker – Purdue
7th Clinton Wheeler – Wm. Paterson (NJ)
8th Randy Smithson – Wichita State
9th Mike Perry – Richmond
10th Mark Wilson – Fort Hays State (KS)

NATE ARCHIBALD

HISTORY OF KINGS DRAFT

1982 DRAFT
1st A LaSalle Thompson – Texas
B Brook Steppe – Georgia Tech
3rd Jim Johnstone – Wake Forest
4th Mike Sanders – UCLA
5th Ken Simpson – Grambling
6th Poncho Wright – Louisville
7th Perry Range – Illinois
8th Ed Nealy – Kansas State
9th Jack Moore – Nebraska
10th Robert Estes – Iowa State

1983 DRAFT
1st + Ennis Whatley – Alabama
2nd % Chris McNealy – San Jose State
3rd Steve Harriel – Washington State
4th Mike Jackson – Wyoming
5th Lorenza Andrews – Oklahoma State
6th Alvis Rogers – Wake Forest
7th Dane Suttle – Pepperdine
8th Preston Neumayr – UC Davis
9th Bernard Hill – Panhandle State (OK)
10th Aaron Haskins – Washington State
+Traded to Chicago for Mark Olberding
%Traded to Chicago for Larry Micheaux

1984 DRAFT
1st Otis Thorpe – Providence
3rd A Roosevelt Chapman – Dayton
B Jeff Allen – St. John's (NY)
4th Carl Henry – Kansas
5th Jim Foster – South Carolina
6th Bruce Vanley – Tulsa
7th Chipper Harris – Robert Morris
8th Nate Rollins – Fort Hays State (KS)
9th Greg Turner – Auburn
10th Victor Coleman – NW Missouri St.

1985 DRAFT
1st Joe Kleine – Arkansas
3rd A Charles Bradley – South Florida
3rd B Michael Adams – Boston College
4th Willie Simmons – Louisiana Tech
5th Bob Lojewski – St. Joseph's (PA)
6th Charles Balentine – Arkansas
7th Alton Lee Gipson – Florida State

1986 DRAFT
1st Harold Pressley – Villanova
2nd Johnny Rogers – UC Irvine
3rd Bruce Douglas – Illinois
4th A Alvin Franklin – Houston
B Bob Beecher – Virginia Tech
5th Keith Morrison – Washington State
6th John Flowers – UNLV
7th Ron Rankin – SE Missouri State

1987 DRAFT
1st Kenny Smith – North Carolina
3rd Sven Meyer – Oregon
4th Joe Arlauckas – Niagra
5th Vernon Carr – Michigan State
6th Daryl Thomas – Indiana
7th Scott Adubato – Upsala College (NJ)

1988 DRAFT
1st Ricky Berry – San Jose State
2nd Vinny Del Negro – N.C. State

CURRENT TWO-ROUND FORMAT FOR THE NBA DRAFT

YR	RD	NO	PLAYER	POS	HT/WT	CLASS	SCHOOL
1989	1	1	Pervis Ellison	PF/C	6-9/210	Senior	Louisville
	2	NONE					
1990	1	7	Lionel Simmons	SF	6-7/210	Senior	LaSalle
	1	14	Travis Mays	PG	6-2/190	Senior	Texas
	1	18	Duane Causwell	C	7-0/240	Senior	Temple
	1	23	Anthony Bonner	PF	6-8/215	Senior	Saint Loius
	2	40	Bimbo Coles*	PG	6-1/180	Senior	Virginia Tech
1991	1	3	Billy Owens	SF	6-9/225	Junior	Syracuse
	1	27	Pete Chilcutt	PF	6-10/230	Senior	North Carolina
	2	31	Randy Brown	PG/SG	6-3/190	Senior	New Mexico State
	2	42	Steve Hood	SF	6-7/185	Senior	James Madison
1992	1	7	Walt Williams	SF	6-8/220	Senior	Maryland
	2	54	Brett Roberts	SF	6-8/230	Senior	Morehead State
1993	1	7	Bobby Hurley	PG	6-0/160	Senior	Duke
	2	31	Evers Burns	PF	6-8/220	Senior	Maryland
	2	44	Alex Holcombe	PF	6-9/244	Senior	Baylor
	2	52	Mike Peplowski	PF	6-11/270	Senior	Michigan State
1994	1	8	Brian Grant	PF	6-9/254	Senior	Xavier
	2	35	Michael Smith	PF	6-8/230	Senior	Providence
	2	51	Lawrence Funderburke	PF	6-9/230	Senior	Ohio State
1995	1	13	Corliss Williamson	SF	6-7/245	Junior	Arkansas
	2	47	Tyus Edney	PG	5-10/152	Senior	UCLA
	2	51	Dejan Bodiroga	SF	6-8/217	N/A	Stefanel Milano (Italy)

HISTORY OF KINGS DRAFT

YR	RD	NO	PLAYER	POS	HT/WT	CLASS	COLLEGE/FROM
1996	1	14	Peja Stojakovic	SF	6-9/230	N/A	PAOK (Greece)
	2	41	Jason Sasser*	SF	6-7/214	Senior	Texas Tech
	* Sasser's draft rights were traded to Portland for future considerations						
1997	1	11	Olivier Saint-Jean	SG/SF	6-6/223	Senior	San Jose State
	2	40	Anthony Johnson	PG	6-3/190	Senior	College of Charleston
1998	1	7	Jason Williams	PG	6-1/190	Junior	Florida
	2	36	Jerome James	C	7-0/315	Junior	Florida A&M
1999	1	NONE					
	2	45	Ryan Robertson	PG/SG	6-5/190	Senior	Kansas
2000	1	16	Hedo Turkoglu	SF	6-8/220	N/A	Efes Pilsen (Turkey)
	2	45	Jabari Smith	PF	6-11/250	Senior	Louisiana State
2001	1	25	Gerald Wallace	SF/SG	6-7/210	Freshman	Alabama
	2	55	Maurice Jeffers	SG/PG	6-4/195	Senior	Saint Louis
2002	1	28	Dan Dickau*	PG	6-0/170	Senior	Gonzaga
	2	60	Corsley Edwards	PF	6-9/295	Senior	Central Connecticut State
	*Dickau's draft rights were traded to Atlanta for future considerations						
2003	1	NONE					
	2	NONE					
2004	1	26	Kevin Martin	SG	6-7/185	Junior	Western Carolina
	2	49	Ricky Minard	SG	6-4/200	Senior	Morehead State
2005	1	23	Francisco Garcia	SG	6-7/195	Junior	Louisville
	2	NONE					
2006	1	19	Quincy Douby	PG/SG	6-3/175	Junior	Rutgers
	2	NONE					
2007	1	10	Spencer Hawes	C	7-0/230	Freshman	Washington
	2	NONE					
2008	1	12	Jason Thompson	PF	6-11/250	Senior	Rider
	2	42	Sean Singletary	PG	6-0/184	Senior	Virginia
	2	43	Patrick Ewing_Jr.	SF	6-7/225	Senior	Georgetown
2009	1	4	Tyreke Evans	SG/PG	6-5/195	Freshman	Memphis
	1	23	Omri Casspi	F	6-9/225	N/A	Maccabi Tel Aviv (Israel)
	2	31	Jeff Pendergraph*	PF	6-9/230	Senior	Arizona State
	* Pendergraph's draft rights were traded to Portland for Brockman's draft rights, Sergio Rodriguez, and cash considerations						
	2	38	Jon Brockman	PF	6-7/255	Senior	Washington
2010	1	5	DeMarcus Cousins	C	6-11/270	Freshman	Kentucky
	2	33	Hassan Whiteside	C	7-0/235	Freshman	Marshall
2011	1	7	Bismack Biyombo*	PF	6-9/240	N/A	Fuenlabrada (Spain)
	2	35	Tyler Honeycutt	SF	6-8/180	Sophomore	UCLA
	2	60	Isaiah Thomas	PG	5-9/185	Junior	Washington
	* In a three-team, eight-player trade, the Kings traded Biyombo's draft rights and Beno Udrih to Milwaukee; the Kings received Fredette's draft rights and John Salmons						
	1	10	Jimmer Fredette	PG/SG	6-2/195	Senior	Brigham Young
2012	1	5	Thomas Robinson	PF	6-9/240	Junior	Kansas
	2	36	Orlando Johnson*	SG/SF	6-5/205	Senior	UC Santa Barbara
	* Johnson's draft rights were traded to Indiana for cash considerations						
2013	1	7	Ben McLemore	SG	6-5/195	Freshman	Kansas
	2	36	Ray McCallum	PG	6-3/190	Junior	Detroit
2014	1	8	Nik Stauskas	SG	6-6/205	Sophomore	Michigan
2015	1	6	Willie Cauley-Stein	C	7-0/240	Junior	Kentucky
2016	1	8	Marquese Chriss	F	6-10/233	Freshman	Washington
	2	59	Isaiah Cousins	G	6-4/187	Senior	Oklahoma
	* Chriss' draft rights were traded to Phoenix for the draft rights for center Georgios Papagiannis and forward-center Skal Labissiere, rights to Bogdan Bogdanovic and a future second-round selection						
2017	1	5	De'Aaron Fox	G	6-5/178	Freshman	Kentucky
	1	10	Zach Collins*	C	7-0/230	Freshman	Gonzaga
	2	34	Frank Mason III	G	5-11/190	Senior	Kansas
	* Collins' draft rights were traded to Portland for the draft rights for forward Josh Jackson and center Harry Giles						

ALL-TIME ROSTER

SACRAMENTO KINGS MEDIA GUIDE

ALL–TIME NUMERICAL ROSTER

0
Olden Polynice (93/94-97/98)
Thomas Robinson (12/13)
Toney Douglas (12/13)
Orlando Johnson (13/14)

00
Tony Delk (99/00)
Art Long (00/01)
Greg Ostertag (04/05)
Willie Cauley-Stein (15/16-17/18)

1
Nate Archibald (74/75-75/76)
Phil Ford (78/79-81/82)
Sedric Toney (89/90)
Travis Mays (90/91)

2
Kenny Natt (84/85)
Dane Suttle (84/85)
Michael Adams (85/86)
Othell Wilson (86/87)
Michael Jackson (87/88-89/90)
Rory Sparrow (90/91)
Mitch Richmond (91/92-97/98)

3
Frank Saul (49/50-50/51)
Sam Ranzino (51/52)
Jack McMahon (52/53-55/56)
Ed Fleming (56/57)
Chris Harris (55/56)
Lee Winfield (75/76)
Randy Brown (91/92-94/95)
Mahmoud Abdul-Rauf (96/97-97/98)
Vernon Maxwell (98/99)
Gerald Wallace (01/02-03/04)
Cuttino Mobley (04/05)
Shareef Abdur-Rahim (05/06-06/07)
Ike Diogu (08/09)
Ime Udoka (09/10)
Jermaine Taylor (10/11)
Antoine Wright (10/11)
Tyler Honeycutt (11/12)
Aaron Brooks (12/13)
Ray McCallum (13/14-14/15)
Marco Belinelli (15/16)
Skal Labissiere (16/17)
George Hill (17/18)

4
Connie Simmons (55/56)
Art Heyman (65/66)
Marlon Redmond (79/80)
Frankie Sanders (80/81)
Henry Turner (89/90)
Rick Calloway (90/91)
Anthony "Spud" Webb (91/92-94/95)
Corliss Williamson (95/96-97/98)
Chris Webber (98/99-04/05)

5
Don Meineke (55/56)
Guy Rodgers (67/68)
Tom Van Arsdale (67/68-72/73)
Mike D'Antoni (73/74)
Rick Adelman (74/75)
John Kuester (77/78)
Stephen Thompson (91/92)
Derrick Phelps (94/95)
Tyus Edney (95/96-96/97)
Chris Robinson (97/98)
Hedo Turkoglu (00/01-02/03)
Maurice Evans (04/05)
Jason Hart (05/06-06/07)
Orien Greene (07/08)
Anthony Johnson (07/08)
Bobby Brown (08/09)
Andres Nocioni (08/09-09/10)
Eugene "Pooh" Jeter (10/11)
John Salmons (11/12-13/14)
Quincy Acy (13/14)
Ryan Hollins (14/15)
James Anderson (15/16)
Malachi Richardson (16/17)
De'Aaron Fox (17/18)

6
No players listed at number 6; number is retired in honor of Kings fans.

7
Paul Noel (50/51-51/52)
Ed Fleming (55/56)
John McCarthy (56/57)
Danny Ainge (88/89-89/90)
Vincent Askew (92/93)
Bobby Hurley (93/94-97/98)
Michael Hawkins (98/99)
Bill Wennington (99/00)
Keon Clark (02/03)
Ronnie Price (05/06-06/07)
Dahntay Jones (07/08)
Rashad McCants (08/09)
Dominic McGuire (09/10)
Jimmer Fredette (11/12-13/14)
Darren Collison (14/15-16/17)
Skal Labissiere (17/18)

8
Bob Burrow (56/57)
Eddie Johnson (81/82-86/87)
Oliver Miller (98/99)
Mateen Cleaves (01/02-02/03)
Anthony Peeler (03/04)
Quincy Douby (06/07)
Hilton Armstrong (09/10)
Rudy Gay (13/14-16/17)
Bogdan Bogdanovic (17/18)

9
Bobby Wanzer (48/49-56/57)
Ken Dennard (81/82-82/83)
Henry Turner (94/95)
Tariq Abdul-Wahad (97/98-98/99)
Damon Jones (02/03)
Matt Barnes (04/05)
Kenny Thomas (04/05-06/07)
Luther Head (10/11)
Tyler Honeycutt (12-13)
Patrick Patterson (12/13-13/14)
Jared Cunningham (13/14)
Ramon Sessions (14/15)
David Stockton (14/15)
Rajon Rondo (15/16)
Langston Galloway (16/17)

10
Jack Coleman (49/50-55/56)
Dick Duckett (57/58)
Larry Staverman (58/59-59/60)
Ralph Davis (60/61)
Adrian Smith (61/62-69/70)
Nate Archibald (70/71-73/74)
Mike D'Antoni (74/75-75/76)
Otis Birdsong (77/78-80/81)
Don Buse (83/84-84/85)
Franklin Edwards (87/88)
Randy Wittman (88/89)
Anthony Johnson (97/98)
Ryan Robertson (99/00)
Mike Bibby (01/02-06/07)
Sergio Rodriguez (09/10)
Samuel Dalembert (10/11)
Greivis Vasquez (13/14)
Nik Stauskas (14/15)
Ty Lawson (16/17)
Frank Mason III (17/18)

11
Bob Davies (48/49-54/55)
James Paxson (57/58)
Vern Hatton (58/59)
Phil Rollins (59/60)
Arlen Bockhorn (60/61-64/65)
Jon McGlocklin (65/66-66/67)
Al Jackson (67/68)
Doug Sims (68/69)
Bob Bigelow (75/76-77/78)
Ron Behagan (73/74-74/75, 78/79)
Lloyd Walton (80/81)
Cliff Robinson (81/82)

12
Robert Fitzgerald (48/49)
Lionel Malamed (48/49)
Arnitz Johnson (49/50-52/53)
Norman Swanson (53/54)
Maurice Stokes (55/56-57/58)
Sihugo Green (56/57, 58/59)
Hub Reed (59/60)
Dave Piontek (56/57-59/60, 62/63)
Terry Crosby (79/80)
Jo Jo White (80/81)

13
Andrew Levane (48/49)
Bob Boozer (60/61-63/64)
George Wilson (64/65-65/66)
Walt Wesley (66/67-68/69)
Bill Turner (69/70)
Leon Douglas (80/81-82/83)
Carl Henry (85/86)
Sarunas Marciulionis (95/96)
Michael Stewart (97/98)
Doug Christie (00/01-04/05)
Darryl Watkins (07/08)
Tyreke Evans (09/10-12/13)
Derrick Williams (13/14-14/15)
Quincy Acy (15/16)
Georgios Papagiannis (16/17-17/18)

14
Arnie Risen (48/49-54/55)
Med Park (58/59-59/60)
Oscar Robertson (60/61-69/70)
Brian Taylor (76/77)
Brook Steppe (82/83)

15
Francis Curran (48/49-49/50)
Marion Spears (51/52-54/55)
Arlen Bockhorn (58/59-59/60)
Wayne Embry (60/61-65/66)
Gary Gray (67/68)
Fred Foster (68/69-70/71)
Willie Williams (70/71)
John Mengelt (71/72-72/73)
Frank Schade (72/73)
Howard Komives (73/74)
Scott Wedman (74/75-80/81)
Vinny Del Negro (88/89-89/90)
LaBradford Smith (93/94)
Kevin Ollie (98/99)
Darrick Martin (99/00-00/01)
Erik Daniels (04/05)
Sergei Monia (05/06)
John Salmons (06/07)
Cedric Simmons (08/09)
Joey Dorsey (09/10)
DeMarcus Cousins (10/11-16/17)
Vince Carter (17/18)

16
William "Red" Holzman (48/49-52/53)
Thomas Marshall (54/55, 56/57)
Dick Ricketts (55/56-57/58)
Jerry Paulson (57/58)
Jack Parr (58/59)
Phil Jordon (59/60-60/61)
Jerry Lucas (63/64-69/70)
Tom Burleson (77/78-79/80)
Greg Hyder (70/71)
Peja Stojakovic (99/00-04/05)
Ben McLemore (13/14)

17
Arnitz Johnson (48/49)
Don Henriksen (54/55)
Boris Nachamkin (54/55)
Hub Reed (60/61)
George Wilson (66/67)
Len Chappell (66/67-67/68)
Pat Frink (68/69)
Jim King (69/70)
Will Solomon (08/09)
Garret Temple (09/10, 16/17-17/18)

18
Mike Novak (48/49-49/50)
Ed Mikan (49/50-50/51)
Ray Ragelis (51/52)
Cal Christensen (52/53-54/55)
Jack Twyman (55/56-58/59)
Phil Rollins (60/61)
Dave Zeller (61/62)
Bill Dinwiddie (67/68-68/69)
Charles Paulk (70/71)
Darrell Imhoff (71/72)
Kevin Restani (77/78)
Derek Smith (86/87)
Omri Casspi (09/10-10/11, 14/15-16/17)

19
Bill Calhoun (48/49-50/51)
Phil Rollins (58/59)
Tom Hawkins (62/63-64/65)
Bob Cousy (69/70)
Moe Barr (70/71)
Beno Udrih (07/08-10/11)

20
Andy Duncan (48/49-49/50)
Joe McNamee (50/51-51/52)
Alex Hannum (51/52-53/54)
Frank Reddout (53/54)
Art Spoelstra (54/55-56/57)
Richie Regan (55/56-57/58)
Thomas Marshall (57/58-58/59)
Wayne Stevens (59/60)
Tom Hawkins (65/66)
Flynn Robinson (66/67-67/68)
Johnny Green (69/70-72/73)
Andre McCarter (76/77-77/78)
Louie Nelson (77/78)
Ernie Grunfeld (79/80-81/82)
Eddie Nealy (82/83-84/85)
David Cooke (85/86)
Bobby Hansen (90/91-91/92)
Dennis Hopson (91/92)
Andre Spencer (93/94)
Doug Lee (94/95)
Clint McDaniel (95/96)
Jeff Grayer (96/97)
Jon Barry (98/99-00/01)
Vitaly Potapenko (05/06-06/07)
Donté Greene (08/09-11/12)
Quincy Miller (14/15)
Jordan Farmar (16/17)
Harry Giles (17/18)

ALL–TIME NUMERICAL ROSTER

21
Joe Buckhalter (61/62-62/63)
Larry Staverman (61/62-63/64)
Jay Arnette (63/64-65/66)
Bob Love (66/67-67/68)
Fred Hetzel (68/69)
Don Smith (68/69)
Wally Anderzunas (69/70)
Don Kojis (72/73-74/75)
Harold Pressley (86/87-89/90)
Steve Colter (90/91)
Carl Thomas (91/92)
Rod Higgins (92/93)
Stan Kimbrough (92/93)
Trevor Wilson (93/94-94/95)
Vlade Divac (98/99-03/04)

22
George King (57/58)
Don Meineke (57/58)
Archie Dees (58/59)
Win Wilfong (59/60)
Harold "Happy" Hairston (64/65-67/68)
Luther Rackley (69/70)
Darrell Imhoff (70/71)
Nate Williams (71/72-74/75)
Gus Gerard (78/79-80/81)
Larry Drew (81/82-85/86)
Jerry Eaves (86/87)
Franklin Edwards (86/87)
Rodney McCray (88/89-89/90)
Lionel Simmons (90/91-96/97)
Jim Jackson (02/03)
Shelden Williams (07/08-08/09)
Isaiah Thomas (11/12-13/14)
Andre Miller (14/15)
Matt Barnes (16/17)

23
John Tresvant (67/68-68/69)
Al Tucker (68/69)
Jim Fox (67/68, 71/72)
Norm Van Lier (69/70-71/72)
Fred Taylor (71/72)
Ted Manakas (73/74)
Ron Riley (73/74)
Justus Thigpen (73/74)
Don May (74/75)
Marlon Redmond (78/79)
Mike Green (79/80)
Mike Bratz (85/86)
Wayman Tisdale (88/89-93/94)
Tyrone Corbin (95/96, 99/00)
Kevin Martin (04/05-09/10)
Marcus Thornton (10/11-13/14)
Ben McLemore (14/15-16/17)
Malachi Richardson (17/18)

24
Jim Palmer (58/59-59/60)
Enoch "Bud" Olsen (64/65-65/66)
Connie Dierking (65/66-70/71)
Matt Guokas (71/72-73/74, 75/76)
Jimmy Walker (73/74-75/76)
Ron Boone (76/77-77/78)
John Lambert (80/81-81/82)
Reggie Theus (83/84-87/88)
Anthony Bonner (90/91-92/93)
Lloyd Daniels (96/97)
Terry Dehere (97/98-98/99)
Bobby Jackson (00/01-04/05)
Maurice Taylor (06/07)
Desmond Mason (09/10)
Carl Landry (09/10-10/11, 13/14-14/15)
Buddy Hield (16/17-17/18)

25
Tom Thacker (63/64-65/66)
Gil McGregor (71/72)
Jim Eakins (76/77)
Billy McKinney (78/79-79/80)
Ray Williams (82/83)
Billy Knight (83/84-84/85)
Brook Steppe (86/87)
Mike McGee (87/88)
Marty Conlon (92/93)
Nick Anderson (99/00-00/01)
Brent Price (01/02)
Darius Songaila (03/04-04/05)
Travis Outlaw (11/12-13/14)
Eric Moreland (14/15-15/16)
Justin Jackson (17/18)

26
John McCarthy (58/59
Duje Dukan (15/16))

27
Jack Twyman (59/60)

29
Ron Riley (72/73)
JaKarr Sampson (17/18)

30
Herm Gilliam (69/70)
Bob Arnzen (70/71)
Tom Black (70/71)
Flynn Robinson (70/71)
Darnell Hillman (78/79)
Kevin Loder (81/82-83/84)
David Pope (84/85)
Kenny Smith (87/88-89/90)
Kurt Rambis (92/93)
Alaa Abdelnaby (94/95)
Billy Owens (95/96-97/98)
Justin Williams (06/07-07/08)
Reggie Evans (13/14-14/15)
Seth Curry (15/16)

31
Jack Twyman (60/61-65/66)
Dick Gibbs (72/73)
Larry McNeill (73/74-75/76)
Richard Washington (76/77-78/79)
Conner Henry (87/88)
Duane Causwell (90/91-96/97)
Scot Pollard (98/99-02/03)
Jamal Sampson (05/06)
Spencer Hawes (07/08-09/10)
J.J. Hickson (11/12)
Jason Terry (13/14)
David Wear (14/15)
Caron Butler (15/16)

32
Reggie Johnson (81/82-82/83)
Dane Suttle (83/84)
Johnny Rogers (86/87)
Jawann Oldham (87/88)
Greg Kite (89/90)
Tony Dawson (90/91)
Mike Higgins (90/91)
Pete Chilcutt (91/92-93/94)
Kevin Salvadori (96/97)
Rodney Buford (03/04)
Francisco Garcia (05/06-12/13)
Sim Bhullar (14/15)
Tyreke Evans (16/17)

33
Ken Durrett (71/72-74/75)
Ollie Johnson (74/75-76/77)
Steve Johnson (81/82-83/84)
Derek Smith (88/89)
Randy Allen (88/89)
Leon Wood (90/91)
Jim Les (90/91-93/94)
Brian Grant (94/95-96/97)
Otis Thorpe (84/85-87/88, 97/98)
Kevin Salvadori (97/98)
Michael Bradley (04/05)
Mikki Moore (07/08-08/09)
Hassan Whiteside (10/11-11/12)
Aaron Gray (13/14)
Luc Mbah a Moute (13/14)

34
Clyde Lovelette (57/58)
Wayne Embry (58/59-59/60)
John Block (72/73-73/74)
Mike Barr (76/77)
Ricky Berry (88/89)
Bill Wennington (90/91)
Michael Smith (94/95-97/98)
Rodney Buford (03/04)
Tony Massenburg (03/04)
Corliss Williamson (99/00, 04/05-06/07)
Jason Thompson (08/09-14/15)

35
Glenn Hansen (75/76-77/78)
Dave Robisch (83/84)
Mark McNamara (84/85)
Joe Kleine (85/86-88/89)
Mike Williams (89/90)
Antoine Carr (89/90-90/91)
Byron Houston (95/96)
Royce White (13/14)

40
Larry Micheaux (83/84)
Peter Verhoven (84/85)
Terry Tyler (85/86-87/88)
Randy Allen (89/90)
Kevin Gamble (95/96-96/97)
Jon Brockman (09/10)
Arron Afflalo (16/17)

41
Win Wilfong (60/61)
Dan Tieman (62/63)
Pete Cross (72/73)
Len Elmore (79/80)
LaSalle Thompson (82/83-88/89)
Greg Stokes (89/90)
Anthony Frederick (90/91)
Darnell Jackson (10/11)
Kosta Koufos (15/16-17/18)

42
Lucius Allen (77/78-78/79)
Mike Woodson (81/82-85/86)
Bruce Douglas (86/87)
Pervis Ellison (89/90)
Dwayne Schintzius (91/92)
Walt Williams (92/93-95/96)
Mark Hendrickson (97/98)
Bonzi Wells (05/06)
Lorenzen Wright (07/08)
Sean May (09/10)
Chuck Hayes (11/12-13/14)

43
Sid Catlett (71/72)
Mike Ratliff (72/73-73/74)
Otto Moore (73/74)
Charles Whitney (80/81-81/82)
Derek Smith (87/88)
Jim Petersen (88/89)
Peter Aluma (98/99)
Anthony Tolliver (16/17)

44
Sam Lacey (70/71-81/82)

45
Eric Leckner (90/91)
Steve Scheffler (91/92)
Randy Breuer (93/94)
Devin Gray (96/97)
Cole Aldrich (12/13)
Jack Cooley (17/18)

50
Rick Roberson (75/76)
Joe Meriweather (80/81-84/85)
Rich Kelley (85/86)
Ben Gillery (88/89)
Ralph Sampson (89/90-90/91)
Eddie House (04/05)
Zach Randolph (17/18)

51
Mike Farmer (60/61)
Hub Reed (61/62-62/63)
Reggie King (79/80-82/83)
Les Jepsen (91/92)
Henry James (92/93)
Lawrence Funderburke (97/98-02/03)

52
Bill Robinzine (75/76-79/80)
Jabari Smith (00/01-01/02)
Chucky Brown (01/02)
Brad Miller (03/04-08/09)
Calvin Booth (08/09)
James Johnson (12/13)

53
Mark Olberding (83/84-86/87)
Joe Arlauckas (87/88)
Martin Nessley (87/88)
Evers Burns (93/94)
Jerome James (98/99)

54
Ed Pinckney (87/88-88/89)
Brad Lohaus (88/89)
Mike Peplowski (93/94)
Derek Grimm (97/98)
Brian Skinner (04/05)

55
Len Kosmalski (74/75-75/76)
Bob Nash (77/78-78/79)
Jason Williams (98/99-00/01)
Jabari Smith (03/04)
Terrence Williams (11/12)
Hamady Ndiaye (13/14)

58
Willie Reed (13/14)

61
Bob Nordmann (61/62)

71
Enoch "Bud" Olsen (62/63-63/64)
Bob Wiesenhahn (61/62)

90
Drew Gooden (08/09)

93
Ron Artest (06/07-07/08)

* Retired jersey numbers in purple

Uniform numbers unknown for the following: Price Brookfield 49-50, James Davis 55-56, Dave Gambee 59-60, Jake Jones 71-72, Toby Kimball 72-73, Freddie Lewis 66-67, Al Masino 53-54, Sam Sibert 72-73, Jim Ware 66-67 (Note — Some players wore multiple uniform numbers over their career. Years in parenthesis indicate the season(s) in which a multiple-numbered player wore that particular jersey number)

PLAYOFFS

SACRAMENTO KINGS MEDIA GUIDE

FRANCHISE PLAYOFF HISTORY

1948-49 — ROCHESTER ROYALS — Western Division Champion (45-15)

Round	Date	W/L	Score		Opponent	Site	Att.
Western Division	3/22	W	93-64	vs.	St. Louis	Rochester Edgerton Park Sports Arena	4,200
Semifinals (2-0)	3/23	W	66-64	@	St. Louis	St. Louis Arena	2,095
Western Division	3/27	L	79-80	vs.	Minneapolis	Rochester Edgerton Park Sports Arena	4,200
Finals (0-2)	3/29	L	55-67	@	Minneapolis	St. Paul Auditorium	10,419

1949-50 — ROCHESTER ROYALS — Tie with Minneapolis for Central Division Title (51-17)

Round	Date	W/L	Score		Opponent	Site	Att.
Central Division	3/23	L	84-90	vs.	Fort Wayne	Rochester Edgerton Park Sports Arena	4,300
Semifinals (0-2)	3/25	L	78-79*	@	Fort Wayne	Fort Wayne North Side High School	3,600

1950-51 — ROCHESTER ROYALS — Runner-up Western Division (41-27)

Round	Date	W/L	Score		Opponent	Site	Att.
Western Division	3/20	W	110-81	vs.	Fort Wayne	Rochester Edgerton Park Sports Arena	2,029
Semifinals (2-1)	3/22	L	78-83	@	Fort Wayne	Fort Wayne North Side High School	3,751
	3/24	W	97-78	vs.	Fort Wayne	Rochester Edgerton Park Sports Arena	3,444
Western Division	3/29	L	73-76	@	Minneapolis	Minneapolis Auditorium	5,844
Finals (3-1)	3/31	W	70-66	@	Minneapolis	Minneapolis Auditorium	7,651
	4/1	W	83-70	vs.	Minneapolis	Rochester Edgerton Park Sports Arena	4,206
	4/3	W	80-75	vs.	Minneapolis	Rochester Edgerton Park Sports Arena	4,260
NBA Championship	4/7	W	92-65	vs.	New York	Rochester Edgerton Park Sports Arena	4,205
(4-3)	4/8	W	99-84	vs.	New York	Rochester Edgerton Park Sports Arena	4,200
	4/11	W	78-71	@	New York	NY 69th Regiment Armory	5,000
	4/13	L	73-79	@	New York	NY 69th Regiment Armory	4,000
	4/15	L	89-92	vs.	New York	Rochester Edgerton Park Sports Arena	4,206
	4/18	L	73-80	@	New York	NY 69th Regiment Armory	4,500
	4/21	W	79-75	vs.	New York	Rochester Edgerton Park Sports Arena	4,200

1951-52 — ROCHESTER ROYALS — Western Division Champions (41-25)

Round	Date	W/L	Score		Opponent	Site	Att.
Western Division	3/18	W	95-78	vs.	Fort Wayne	Rochester Edgerton Park Sports Arena	2,220
Semifinals (2-0)	3/20	W	92-86	@	Fort Wayne	Fort Wayne North Side High School	2,900
Western Division	3/29	W	88-78	vs.	Minneapolis	Rochester Edgerton Park Sports Arena	4,200
Finals (1-3)	3/30	L	78-83	vs.	Minneapolis	Rochester Edgerton Park Sports Arena	4,206
	4/5	L	67-77	@	Minneapolis	Minneapolis Auditorium	9,146
	4/6	L	80-82	@	Minneapolis	Minneapolis Auditorium	9,212

1952-53 — ROCHESTER ROYALS — Runner-up Western Division (44-26)

Round	Date	W/L	Score		Opponent	Site	Att.
Western Division	3/20	L	77-84	vs.	Fort Wayne	Rochester Edgerton Park Sports Arena	2,200
Semifinals (1-2)	3/22	W	83-71	@	Fort Wayne	Fort Wayne Memorial Coliseum	6,045
	3/24	L	65-67	vs.	Fort Wayne	Rochester Edgerton Park Sports Arena	3,500

1953-54 — ROCHESTER ROYALS — Runner-up Western Division (44-28)

Round	Date	W/L	Score		Opponent	Site	Att.
Western Division	3/16	W	82-75	vs.	Fort Wayne	Rochester Edgerton Park Sports Arena	1,503
Round Robin (2-1)	3/17	L	88-109	@	Minneapolis	Minneapolis Auditorium	2,491
	3/21	W	89-71	@	Fort Wayne	Fort Wayne Memorial Coliseum	2,586
	3/23			@	Minneapolis	Cancelled	
Western Division	3/24	L	76-89	@	Minneapolis	Minneapolis Auditorium	2,469
Finals (1-2)	3/27	W	74-73	vs.	Minneapolis	Rochester Edgerton Park Sports Arena	1,800
	3/28	L	72-82	@	Minneapolis	Minneapolis Auditorium	5,268

1954-55 — ROCHESTER ROYALS — Third Place Western Division (29-43)

Round	Date	W/L	Score		Opponent	Site	Att.
Western Division	3/16	L	78-82	@	Minneapolis	St. Paul Auditorium	4,851
Semifinals (1-2)	3/18	W	94-92	vs.	Minneapolis	Rochester Edgerton Park Sports Arena	2,280
	3/19	L	110-119	@	Minneapolis	St. Paul Auditorium	4,219

1957-58 — CINCINNATI ROYALS — Runner Up Tie Western Division (33-39)

Round	Date	W/L	Score		Opponent	Site	Att.
Western Division	3/15	L	83-100	@	Detroit	University of Detroit Memorial Building	2,462
Semifinals (0-2)	3/16	L	104-124	vs.	Detroit	Cincinnati Gardens	2,508

1961-62 — CINCINNATI ROYALS — Runner Up Western Division (43-37)

Round	Date	W/L	Score		Opponent	Site	Att.
Western Division	3/16	L	122-123	@	Detroit	Detroit Convention Arena	4,121
Semifinals (1-3)	3/17	W	129-107	vs.	Detroit	Cincinnati Gardens	1,829
	3/18	L	107-118	@	Detroit	Detroit Convention Arena	3,147
	3/20	L	111-112	vs.	Detroit	Cincinnati Gardens	3,336

FRANCHISE PLAYOFF HISTORY

1962-63 — CINCINNATI ROYALS — Third Place Eastern Division (42-38)

Round	Date	W/L	Score		Opponent	Site	Att.
Eastern Division	3/19	L	120-123	@	Syracuse	Syracuse Onondaga War Memorial	4,325
Semifinals (3-2)	3/21	W	133-115	vs.	Syracuse	Cincinnati Gardens	3,205
	3/23	L	117-121	@	Syracuse	Syracuse Onondaga War Memorial	8,087
	3/24	W	125-118	vs.	Syracuse	Cincinnati Gardens	3,331
	3/26	W	131-127*	@	Syracuse	Syracuse Onondaga War Memorial	7,418
Eastern Division	3/28	W	135-132	@	Boston	Boston Garden	13,798
Finals (3-4)	3/29	L	102-125	vs.	Boston	Cincinnati Gardens	11,102
	3/31	W	121-116	@	Boston	Boston Garden	13,909
	4/3	L	110-128	vs.	Boston	Xavier University Field House	3,498
	4/6	L	120-125	@	Boston	Boston Garden	13,909
	4/7	W	109-99	vs.	Boston	Cincinnati Gardens	7,745
	4/10	L	131-142	@	Boston	Boston Garden	13,909

1963-64 — CINCINNATI ROYALS — Runner-up Eastern Division (55-25)

Round	Date	W/L	Score		Opponent	Site	Att.
Eastern Division	3/22	W	127-102	vs.	Philadelphia	Cincinnati Gardens	6,238
Semifinals (3-2)	3/24	L	114-122	@	Philadelphia	Philadelphia Convention Hall	4,510
	3/25	W	101-89	vs.	Philadelphia	Cincinnati Gardens	7,171
	3/28	L	120-129	@	Philadelphia	Philadelphia Convention Hall	4,255
	3/29	W	130-124	vs.	Philadelphia	Cincinnati Gardens	7,913
Eastern Division	3/31	L	87-103	@	Boston	Boston Garden	13,909
Finals (1-4)	4/2	L	90-101	@	Boston	Boston Garden	13,909
	4/5	L	92-102	vs.	Boston	Cincinnati Gardens	11,850
	4/7	W	102-93	vs.	Boston	Cincinnati Gardens	2,300
	4/9	L	95-109	@	Boston	Boston Garden	13,909

1964-65 — CINCINNATI ROYALS — Runner-up Eastern Division (48-32)

Round	Date	W/L	Score		Opponent	Site	Att.
Eastern Division	3/24	L	117-119*	vs.	Philadelphia	Cincinnati Gardens	6,422
Semifinals (1-3)	3/26	W	121-120	@	Philadelphia	Philadelphia Convention Hall	5,801
	3/28	L	94-108	vs.	Philadelphia	Cincinnati Gardens	6,289
	3/31	L	112-119	@	Philadelphia	Philadelphia Convention Hall	7,451

1965-66 — CINCINNATI ROYALS — Third Place Eastern Division (45-35)

Round	Date	W/L	Score		Opponent	Site	Att.
Eastern Division	3/23	W	107-103	@	Boston	Boston Garden	9,510
Semifinals (2-3)	3/26	L	125-132	vs.	Boston	Cincinnati Gardens	10,027
	3/27	W	113-107	@	Boston	Boston Garden	13,531
	3/30	L	103-120	vs.	Boston	Cincinnati Gardens	12,107
	4/1	L	103-112	@	Boston	Boston Garden	13,909

1966-67 — CINCINNATI ROYALS — Third Place Eastern Division (39-42)

Round	Date	W/L	Score		Opponent	Site	Att.
Eastern Division	3/21	W	120-116	@	Philadelphia	Philadelphia Convention Hall	5,097
Semifinals (1-3)	3/22	L	102-123	vs.	Philadelphia	Cincinnati Gardens	5,276
	3/24	L	106-121	@	Philadelphia	Philadelphia Convention Hall	8,987
	3/25	L	94-112	vs.	Philadelphia	Cincinnati Gardens	2,624

1974-75 — KANSAS CITY–OMAHA KINGS — Runner-up Midwest Division (44-38)

Round	Date	W/L	Score		Opponent	Site	Att.
Western Conf.	4/9	L	89-95	@	Chicago	Chicago Stadium	15,433
Semifinals (2-4)	4/13	W	102-95	vs.	Chicago	Kemper Memorial Arena	11,378
	4/16	L	90-93	@	Chicago	Chicago Stadium	18,347
	4/18	W	104-100*	vs.	Chicago	Kemper Memorial Arena	14,945
	4/20	L	77-104	@	Chicago	Chicago Stadium	16,247
	4/23	L	89-101	vs.	Chicago	Kemper Memorial Arena	12,445

1978-79 — KANSAS CITY KINGS — Midwest Division Champions (48-34)

Round	Date	W/L	Score		Opponent	Site	Att.
Western Conf.	4/17	L	99-102	@	Phoenix	Phoenix Veterans Memorial Coliseum	12,660
Semifinals (1-4)	4/20	W	111-91	vs.	Phoenix	Kemper Memorial Arena	13,659
	4/22	L	93-108	@	Phoenix	Tempe Arizona State University	14,301
	4/25	L	94-108	vs.	Phoenix	Kemper Memorial Arena	13,124
	4/27	L	99-120	@	Phoenix	Phoenix Veterans Memorial Coliseum	12,660

1979-80 — KANSAS CITY KINGS — Runner-up Midwest Division (47-35)

Round	Date	W/L	Score		Opponent	Site	Att.
Western Conf.	4/2	L	93-96	@	Phoenix	Phoenix Veterans Memorial Coliseum	12,660
First Round (1-2)	4/4	W	106-96	vs.	Phoenix	Kemper Memorial Arena	9,637
	4/6	L	99-114	@	Phoenix	Phoenix Veterans Memorial Coliseum	11,306

FRANCHISE PLAYOFF HISTORY

1980-81 — KANSAS CITY KINGS — Runner Up Tie Midwest Division (40-42)

Round	Date	W/L	Score		Opponent	Site	Att.
Western Conf.	4/1	W	98-97*	@	Portland	Portland Memorial Coliseum	12,666
First Round (2-1)	4/3	L	119-124*	vs.	Portland	Kemper Memorial Arena	11,088
	4/5	W	104-95	@	Portland	Portland Memorial Coliseum	12,666
Western Conf.	4/7	L	80-102	@	Phoenix	Phoenix Veterans Memorial Coliseum	12,660
Semifinals (4-3)	4/8	W	88-83	@	Phoenix	Phoenix Veterans Memorial Coliseum	12,660
	4/10	W	93-92	vs.	Phoenix	Kemper Memorial Arena	13,776
	4/12	W	102-95	vs.	Phoenix	Kemper Memorial Arena	11,089
	4/15	L	89-101	@	Phoenix	Phoenix Veterans Memorial Coliseum	12,660
	4/17	L	76-81	vs.	Phoenix	Kemper Memorial Arena	15,232
	4/19	W	95-88	@	Phoenix	Phoenix Veterans Memorial Coliseum	12,660
Western Conf.	4/21	L	78-97	vs.	Houston	Kemper Memorial Arena	13,885
Finals (1-4)	4/22	W	88-79	vs.	Houston	Kemper Memorial Arena	14,326
	4/24	L	88-92	@	Houston	Houston Summit	16,121
	4/26	L	89-100	@	Houston	Houston Summit	16,121
	4/29	L	88-97	vs.	Houston	Kemper Memorial Arena	14,640

1983-84 — KANSAS CITY KINGS — Third Place Tie Midwest Division (38-44)

Round	Date	W/L	Score		Opponent	Site	Att.
Western Conf.	4/18	L	105-116	@	Los Angeles	Los Angeles Forum	13,918
First Round (0-3)	4/20	L	102-109	@	Los Angeles	Los Angeles Forum	14,986
	4/22	L	102-108	vs.	Los Angeles	Kemper Memorial Arena	7,261

1985-86 — SACRAMENTO KINGS — Fifth Place Midwest Division (37-45)

Round	Date	W/L	Score		Opponent	Site	Att.	Network
Western Conf.	4/17	L	87-107	@	Houston	Houston Summit	15,101	-------
First Round (0-3)	4/19	L	103-111	@	Houston	Houston Summit	16,016	WTBS
	4/22	L	98-113	vs.	Houston	ARCO Arena I	10,333	WTBS

1995-96 — SACRAMENTO KINGS — Fifth Place Pacific Division (39-43)

Round	Date	W/L	Score		Opponent	Site	Att.	Network
Western Conf.	4/26	L	85-97	@	Seattle	KeyArena	17,072	TNT
First Round (1-3)	4/28	W	90-81	@	Seattle	KeyArena	17,072	TNT
	4/30	L	89-96	vs.	Seattle	ARCO Arena	17,317	TNT
	5/2	L	87-101	vs.	Seattle	ARCO Arena	17,317	TBS

1998-99 — SACRAMENTO KINGS — Third Place Tie Pacific Division (27-23)

Round	Date	W/L	Score		Opponent	Site	Att.	Network
Western Conf.	5/8	L	87-117	@	Utah	Delta Center	19,911	NBC
First Round (2-3)	5/10	W	101-90	@	Utah	Delta Center	19,911	TBS
	5/12	W	84-81*	vs.	Utah	ARCO Arena	17,317	TNT
	5/14	L	89-90	vs.	Utah	ARCO Arena	17,317	TNT
	5/16	L	92-99*	@	Utah	Delta Center	19,911	NBC

1999-00 — SACRAMENTO KINGS — Fifth Place Pacific Division (44-38)

Round	Date	W/L	Score		Opponent	Site	Att.	Network
Western Conf.	4/23	L	107-117	@	LA Lakers	STAPLES Center	18,997	NBC
First Round (2-3)	4/27	L	89-113	@	LA Lakers	STAPLES Center	18,997	TNT
	4/30	W	99-91	vs.	LA Lakers	ARCO Arena	17,317	NBC
	5/2	W	101-88	vs.	LA Lakers	ARCO Arena	17,317	TNT
	5/5	L	86-113	@	LA Lakers	STAPLES Center	18,997	TNT

2000-01 — SACRAMENTO KINGS — Second Place Pacific Division (55-27)

Round	Date	W/L	Score		Opponent	Site	Att.	Network
Western Conf.	4/22	L	83-86	vs.	Phoenix	ARCO Arena	17,317	NBC
First Round (3-1)	4/25	W	116-90	vs.	Phoenix	ARCO Arena	17,317	TNT
	4/27	W	104-96	@	Phoenix	America West Arena	19,023	NBC
	5/2	W	89-82	@	Phoenix	America West Arena	18,836	TNT
Western Conf.	5/6	L	105-108	@	LA Lakers	STAPLES Center	18,997	NBC
Semifinals (0-4)	5/8	L	90-96	@	LA Lakers	STAPLES Center	18,997	TBS
	5/11	L	81-103	vs.	LA Lakers	ARCO Arena	17,317	TNT
	5/13	L	113-119	vs.	LA Lakers	ARCO Arena	17,317	NBC

DID YOU KNOW ... The franchise record for consecutive playoff appearances is eight as the Kings qualified for the playoffs from 1998 to 2006. Since moving to Sacramento, the Kings have been to the NBA Playoffs 10 times.

FRANCHISE PLAYOFF HISTORY

2001-02 — SACRAMENTO KINGS — First Place Pacific Division (61-21)

Round	Date	W/L	Score		Opponent	Site	Att.	Network
Western Conf.	4/20	W	89-86	vs.	Utah	ARCO Arena	17,317	NBC
First Round (3-1)	4/23	L	86-93	vs.	Utah	ARCO Arena	17,317	TBS
	4/27	W	90-87	@	Utah	Delta Center	19,911	NBC
	4/29	W	91-86	@	Utah	Delta Center	19,911	TNT
Western Conf.	5/4	W	108-91	vs.	Dallas	ARCO Arena	17,317	NBC
Semifinals (4-1)	5/6	L	102-110	vs.	Dallas	ARCO Arena	17,317	TNT
	5/9	W	125-119	@	Dallas	American Airlines Center	20,265	TNT
	5/11	W	115-113*	@	Dallas	American Airlines Center	20,274	NBC
	5/13	W	114-101	vs.	Dallas	ARCO Arena	17,317	TNT
Western Conf.	5/18	L	99-106	vs.	LA Lakers	ARCO Arena	17,317	NBC
Finals (3-4)	5/20	W	96-90	vs.	LA Lakers	ARCO Arena	17,317	TNT
	5/24	W	103-90	@	LA Lakers	STAPLES Center	18,997	NBC
	5/26	L	99-100	@	LA Lakers	STAPLES Cener	18,997	NBC
	5/28	W	92-91	vs.	LA Lakers	ARCO Arena	17,317	NBC
	5/31	L	102-106	@	LA Lakers	STAPLES Center	18,997	NBC
	6/2	L	106-112*	vs.	LA Lakers	ARCO Arena	17,317	NBC

2002-03 — SACRAMENTO KINGS — First Place Pacific Division (59-23)

Round	Date	W/L	Score		Opponent	Site	Att.	Network
Western Conf.	4/19	W	96-90	vs.	Utah	ARCO Arena	17,317	TNT
First Round (4-1)	4/21	W	108-95	vs.	Utah	ARCO Arena	17,317	TNT
	4/26	L	104-107	@	Utah	Delta Center	19,911	ESPN
	4/28	W	99-82	@	Utah	Delta Center	19,911	TNT
	5/30	W	111-91	vs.	Utah	ARCO Arena	17,317	TNT
Western Conf.	5/6	W	124-113	@	Dallas	American Airlines Center	20,525	ESPN2
Semifinals (3-4)	5/8	L	110-132	@	Dallas	American Airlines Center	20,491	ESPN
	5/10	L	137-141+	vs.	Dallas	ARCO Arena	17,317	ESPN
	5/11	W	99-83	vs.	Dallas	ARCO Arena	17,317	TNT
	5/13	L	93-112	@	Dallas	American Airlines Center	20,556	TNT
	5/15	W	115-109	vs.	Dallas	ARCO Arena	17,317	ESPN
	5/17	L	99-112	@	Dallas	American Airlines Center	20,595	TNT

2003-04 — SACRAMENTO KINGS — Second Place Pacific Division (55-27)

Round	Date	W/L	Score		Opponent	Site	Att.	Network
Western Conf.	4/18	W	116-105	vs.	Dallas	ARCO Arena	17,317	ABC
First Round (4-1)	4/20	W	83-79	vs.	Dallas	ARCO Arena	17,317	TNT
	4/24	L	79-104	@	Dallas	American Airlines Center	20,580	ESPN
	4/26	W	94-92	@	Dallas	American Airlines Center	20,677	TNT
	4/29	W	119-118	vs.	Dallas	ARCO Arena	17,317	TNT
Western Conf.	5/4	W	104-98	@	Minnesota	Target Center	18,792	TNT
Semifinals (3-4)	5/8	L	89-94	@	Minnesota	Target Center	19,599	TNT
	5/10	L	113-114*	vs.	Minnesota	ARCO Arena	17,317	TNT
	5/12	W	87-81	vs.	Minnesota	ARCO Arena	17,317	ESPN
	5/14	L	74-86	@	Minnesota	Target Center	19,818	TNT
	5/16	W	104-87	vs.	Minnesota	ARCO Arena	17,317	ABC
	5/19	L	80-83	@	Minnesota	Target Center	19,944	TNT

2004-05 — SACRAMENTO KINGS — Second Place Pacific Division (50-32)

Round	Date	W/L	Score		Opponent	Site	Att.	Network
Western Conf.	4/23	L	82-87	@	Seattle	KeyArena	17,072	ESPN
First Round (1-4)	4/26	L	93-105	@	Seattle	KeyArena	17,072	TNT
	4/29	W	116-104	vs.	Seattle	ARCO Arena	17,317	ESPN
	5/1	L	102-115	vs.	Seattle	ARCO Arena	17,317	TNT
	5/3	L	118-122	@	Seattle	KeyArena	17,072	TNT

2005-06 — SACRAMENTO KINGS — Fourth Place Pacific Division (44-38)

Round	Date	W/L	Score		Opponent	Site	Att.	Network
Western Conf.	4/22	L	88-122	@	San Antonio	AT&T Center	18,797	ESPN
First Round (2-4)	4/25	L	119-128*	@	San Antonio	AT&T Center	18,797	TNT
	4/28	W	94-93	vs.	San Antonio	ARCO Arena	17,317	ESPN2
	4/30	W	102-84	vs.	San Antonio	ARCO Arena	17,317	TNT
	5/2	L	98-109	@	San Antonio	AT&T Center	18,797	NBATV
	5/5	L	83-105	vs.	San Antonio	ARCO Arena	17,317	ESPN

* Denotes overtime period
\+ Denotes double overtime

FRANCHISE PLAYOFF RECORDS

KINGS-ROYALS INDIVIDUAL RECORDS

MOST POINTS					
Game	43	Oscar Robertson	at	Boston	Apr. 10, 1963
Game	43	Oscar Robertson	at	Boston	Mar. 28, 1963
Half (2nd)	29	Oscar Robertson	at	Boston	Mar. 28, 1963
Quarter (3rd)	17	Oscar Robertson	at	Boston	Mar. 28, 1963
MOST FIELD GOALS					
Game	17	Oscar Robertson	at	Boston	Mar. 28, 1963
MOST FIELD GOAL ATTEMPTS					
Game	32	Chris Webber	vs.	Phoenix	Apr. 22, 2001
MOST FREE THROWS					
Game	21	Oscar Robertson	at	Boston	Apr. 10, 1963
MOST FREE THROW ATTEMPTS					
Game	22	Oscar Robertson	at	Boston	Apr. 10, 1963
MOST REBOUNDS					
Game	28	Jack Coleman	vs.	New York	Apr. 8, 1951
MOST OFFENSIVE REBOUNDS					
Game	10	Chris Webber	vs.	Phoenix	Apr. 22, 2001
MOST DEFENSIVE REBOUNDS					
Game	19	Sam Lacey	vs.	Chicago	Apr. 13, 1975
MOST ASSISTS					
Game	18	Oscar Robertson	at	Philadelphia	Mar. 29, 1964
MOST THREE-POINT FIELD GOALS					
Game	6	Mike Bibby	vs.	Dallas	Apr. 29, 2004
MOST THREE-POINT FIELD GOAL ATTEMPTS					
Game	13	Peja Stojakovic	vs.	Minnesota	May 10, 2004
MOST STEALS					
Game	6	Doug Christie	at	Dallas	May 11, 2002
Game	6	Ernie Grunfeld	at	Houston	Apr. 26, 1981
Game	6	Sam Lacey	at	Houston	Apr. 24, 1981
Game	6	Bill Robinzine	vs.	Phoenix	Apr. 20, 1979
MOST BLOCKED SHOTS					
Game	7	Chris Webber	vs.	LA Lakers	May 2, 2000
MOST TURNOVERS					
Game	8	Sam Lacey	vs.	Phoenix	Apr. 25, 1979

OPPONENT INDIVIDUAL RECORDS

MOST POINTS					
Game	48	Kobe Bryant	vs.	LA Lakers	May 13, 2001
Half (2nd)	28	Kobe Bryant	vs.	LA Lakers	May 13, 2001
Quarter (1st)	18	Dirk Nowitzki	at	Dallas	May 8, 2003
MOST FIELD GOALS					
Game	21	Shaquille O'Neal	at	LA Lakers	Apr. 23, 2000
MOST FIELD GOAL ATTEMPTS					
Game	34	Moses Malone	at	Houston	Apr. 26, 1981
MOST FREE THROWS					
Game	17	Kobe Bryant	vs.	LA Lakers	May 13, 2001
Game	17	George Mikan	vs.	Minneapolis	Mar. 29, 1952
MOST FREE THROW ATTEMPTS					
Game	19	Kobe Bryant	vs.	LA Lakers	May 13, 2001
MOST REBOUNDS					
Game	35	Bill Russell	at	Boston	Apr. 9, 1964
MOST OFFENSIVE REBOUNDS					
Game	11	Shaquille O'Neal	at	LA Lakers	May 6, 2001
MOST DEFENSIVE REBOUNDS					
Game	20	Kevin Garnett	at	Minnesota	May 19, 2004
MOST ASSISTS					
Game	19	Wilt Chamberlain	at	Philadelphia	Mar. 24, 1967
MOST THREE-POINT FIELD GOALS					
Game	7	Sam Cassell	at	Minnesota	May 4, 2004

FRANCHISE PLAYOFF RECORDS

MOST THREE-POINT FIELD GOAL ATTEMPTS					
Game	12	Michael Finley	at	Dallas	May 8, 2003
MOST STEALS					
Game	6	Shawn Kemp	vs.	Seattle	May 2, 1996
Game	6	Allen Leavell	vs.	Houston	Apr. 21, 1981
MOST BLOCKED SHOTS					
Game	7	Shaquille O'Neal	at	LA Lakers	May 6, 2001
MOST TURNOVERS					
Game	9	Steve Nash	at	Dallas	May 11, 2002
Game	9	Shawn Kemp	at	Seattle	Apr. 28, 1996

KINGS-ROYALS TEAM RECORDS

MOST POINTS				
Game (2OT)	137	vs.	Dallas	May 10, 2003
Game	135	at	Boston	Mar. 28, 1963
Half (2nd)	74	at	Boston	Mar. 28, 1963
Quarter (4th)	44	vs.	Syracuse	Mar. 21, 1963
Overtime	17	at	Syracuse	Mar. 26, 1963
FEWEST POINTS				
Game	55	at	Minneapolis	Mar. 29, 1949
Half (2nd)	20	at	Minneapolis	Mar. 29, 1949
Quarter (4th)	3	at	Minneapolis	Mar. 29, 1949
Overtime	7	vs.	Portland	Apr. 3, 1981
MOST FIELD GOALS				
Game	53	vs.	Philadelphia	Mar. 29, 1964
MOST FIELD GOAL ATTEMPTS				
Game	118	at	Philadelphia	Mar. 24, 1967
HIGHEST FIELD GOAL PERCENTAGE				
Game	.550	at	Dallas (44-80)	May 6, 2003
LOWEST FIELD GOAL PERCENTAGE				
Game	.239	vs.	Fort Wayne (17-71)	Mar. 24, 1953
MOST FREE THROWS				
Game	45	at	Boston	Mar. 27, 1966
MOST FREE THROW ATTEMPTS				
Game	54	at	Boston	Mar. 27, 1966
MOST REBOUNDS				
Game	74	vs.	Detroit	Mar. 17, 1962
MOST OFFENSIVE REBOUNDS				
Game	29	at	Phoenix	Apr. 27, 1979
MOST DEFENSIVE REBOUNDS				
Game	44	at	Dallas	Apr. 26, 2004
Game (2OT)	44	vs.	Dallas	May 10, 2003
MOST ASSISTS				
Game	35	at	Portland	Apr. 1, 1981
MOST THREE-POINT FIELD GOALS				
Game	11	vs.	Dallas	Apr. 29, 2004
Game	11	vs.	Dallas	Apr. 18, 2004
MOST THREE-POINT FIELD GOAL ATTEMPTS				
Game (2OT)	26	vs.	Dallas	May 10, 2003
Game	25	at	Dallas	May 17, 2003
MOST PERSONAL FOULS				
Game	40	at	Fort Wayne	Mar. 22, 1953
MOST STEALS				
Game	14	at	Utah	Apr. 28, 2003
Game	14	at	Phoenix	Apr. 22, 1979
Game	14	at	Phoenix	Apr. 17, 1979
MOST BLOCKED SHOTS				
Game	10	at	Dallas	May 17, 2003
MOST TURNOVERS				
Game	26	several times		

FRANCHISE PLAYOFF RECORDS

OPPONENT TEAM RECORDS

MOST POINTS					
Game	142	at	Boston	Apr.	10, 1963
Half (2nd)	83	at	Dallas	May	8, 2003
Quarter (2nd)	44	at	Dallas	May	8, 2003
Overtime	13	at	Syracuse	Mar.	26, 1963
FEWEST POINTS					
Game	64	at	St. Louis	Mar.	3, 1949
Game	64	vs.	St. Louis	Mar.	2, 1949
Half (1st)	26	at	St. Louis	Mar.	23, 1949
Quarter (2nd)	10	vs.	Phoenix	Apr.	22, 2001
Quarter (3rd)	10	at	St. Louis	Mar.	23, 1949
Overtime	6	vs.	Chicago	Apr.	18, 1975
MOST FIELD GOALS					
Game (2OT)	53	vs.	Dallas	May	10, 2003
Game	52	at	Boston	Mar.	28, 1963
MOST FIELD GOAL ATTEMPTS					
Game	112	vs.	Fort Wayne	Mar.	20, 1951
HIGHEST FIELD GOAL PERCENTAGE					
Game	.564	vs.	Houston (44-78)	Apr.	22, 1986
LOWEST FIELD GOAL PERCENTAGE					
Game	.271	vs.	New York (23-85)	Apr.	7, 1951
MOST FREE THROWS					
Game	40	at	Boston	Apr.	10, 1963
MOST FREE THROW ATTEMPTS					
Game	52	at	Fort Wayne	Mar.	22, 1953
MOST REBOUNDS					
Game	80	at	Detroit	Mar.	15, 1958
MOST OFFENSIVE REBOUNDS					
Game	25	at	LA Lakers	May	26, 2002
Game	25	at	LA Lakers	Apr.	23, 2000
MOST DEFENSIVE REBOUNDS					
Game	43	at	Dallas	May	13, 2003
MOST ASSISTS					
Game	37	at	Phoenix	Apr.	6, 1980
MOST THREE-POINT FIELD GOALS					
Game (2OT)	19	vs.	Dallas	May	10, 2003
Game	10	at	Minnesota	May	4, 2004
Game	10	at	LA Lakers	May	24, 2002
Game	10	vs.	Seattle	Apr.	30, 1996
MOST THREE-POINT FIELD GOAL ATTEMPTS					
Game (2OT)	42	vs.	Dallas	May	10, 2003
Game	31	at	LA Lakers	May	24, 2002
MOST PERSONAL FOULS					
Game	41	at	Fort Wayne	Mar.	22, 1953
MOST STEALS					
Game	19	at	Dallas	Apr.	24, 2004
MOST BLOCKED SHOTS					
Game	13	at	LA Lakers	Apr.	18, 1984
MOST TURNOVERS					
Game	30	at	Phoenix	Apr.	22, 1979

DID YOU KNOW ... Sacramento set a new franchise playoff record with 11 three-point field goals made versus Dallas in the first game of their 2004 NBA Playoff Western Conference First Round matchup (4/18/04). The Kings then matched that mark again in their series-clinching 119-118 win over Dallas (4/29/04).

FRANCHISE PLAYOFF STATISTICS

Highest Points-per-Game Average, Single Playoff Series
All-Time Franchise History

PPG	Pts	G	Series	Season	Tm	Player
33.4	234	7	Division Finals	1962-63	CIN	Oscar Robertson
31.8	159	5	Division Semifinals	1965-66	CIN	Oscar Robertson
30.4	152	5	Division Semifinals	1963-64	CIN	Oscar Robertson
29.4	147	5	Division Semifinals	1962-63	CIN	Oscar Robertson
28.8	115	4	Division Semifinals	1961-62	CIN	Oscar Robertson
28.2	141	5	Division Finals	1963-64	CIN	Oscar Robertson
28.0	112	4	Division Semifinals	1964-65	CIN	Oscar Robertson
27.5	55	2	Conference Semifinals	2002-03	SAC	Chris Webber
27.0	81	3	First Round	1980-81	KC	Otis Birdsong
26.3	105	4	Conference Semifinals	2000-01	SAC	Chris Webber
26.0	52	2	Division Semifinals	1951-52	ROC	Bob Davies
25.7	77	3	First Round	1980-81	KC	Scott Wedman
25.2	126	5	Division Semifinals	1962-63	CIN	Jack Twyman
25.2	126	5	Conference Semifinals	2001-02	SAC	Chris Webber

Highest Points-per-Game Average, Single Playoff Series
Sacramento Era (1985-86 to date)

PPG	Pts	G	Series	Season	Player
27.5	55	2	Conference Semifinals	2002-03	Chris Webber
26.3	105	4	Conference Semifinals	2000-01	Chris Webber
25.2	126	5	Conference Semifinals	2001-02	Chris Webber
24.4	122	5	First Round	1999-00	Chris Webber
24.4	122	5	First Round	2005-06	Bonzi Wells
24.3	170	7	Conference Finals	2001-02	Chris Webber
23.6	118	5	First Round	2003-04	Mike Bibby
23.4	164	7	Conference Semifinals	2002-03	Peja Stojakovic
23.3	93	4	First Round	2000-01	Peja Stojakovic
22.7	159	7	Conference Finals	2001-02	Mike Bibby
22.6	113	5	First Round	2002-03	Peja Stojakovic
22.2	111	5	First Round	2002-03	Chris Webber
22.0	110	5	First Round	2004-05	Peja Stojakovic

Most Points, Playoff Game, All-Time Franchise History

PTS	Player	Date	Opponent
43	Oscar Robertson	03/28/1963	Cincinnati at Boston
43	Oscar Robertson	04/10/1963	Cincinnati at Boston
41	Oscar Robertson	03/21/1963	Cincinnati vs Syracuse
40	Oscar Robertson	03/26/1965	Cincinnati at Philadelphia
39	Peja Stojakovic	05/10/2003	Sacramento vs Dallas (2OT)
38	Peja Stojakovic	05/03/2005	Sacramento at Seattle
38	Bonzi Wells	05/02/2006	Sacramento at San Antonio
37	Oscar Robertson	04/01/1966	Cincinnati at Boston
37	Mitch Richmond	04/28/1996	Sacramento at Seattle
37	Peja Stojakovic	05/02/2001	Sacramento at Phoenix

Most Points, Playoff Game Sacramento Era

PTS	Player	Date	Opponent
39	Peja Stojakovic	05/10/2003	Sacramento vs Dallas (2OT)
38	Peja Stojakovic	05/03/2005	Sacramento at Seattle
38	Bonzi Wells	05/02/2006	Sacramento at San Antonio
37	Mitch Richmond	04/28/1996	Sacramento at Seattle
37	Peja Stojakovic	05/02/2001	Sacramento at Phoenix
36	Mike Bibby	04/29/2004	Sacramento vs Dallas
35	Mike Bibby	05/03/2005	Sacramento at Seattle
34	Chris Webber	05/06/2001	Sacramento at L.A. Lakers
33	Eddie Johnson	04/22/1986	Sacramento vs Houston
33	Mike Bibby	05/04/2004	Sacramento at Minnesota

A GAME 7 THRILLER FOR THE NBA TITLE

The Sacramento Kings' lone franchise NBA World Championship came in 1951 when the then-Rochester Royals defeated the New York Knickerbockers in seven games. Following is the game story and box score of the Royals' thrilling 79-75 Game 7 victory over the Knickerbockers as it appeared in the New York Times.

By Leonard Koppett

ROCHESTER, N.Y., April 21 — Proving once again that free throws are more important than field goals, the Rochester Royals won the National Basketball Association championship before 4,200 spectators at the arena tonight by beating the New York Knickerbockers, 79 to 75, in the seventh game of the final play-off series. The Royals had won the first three games, the Knicks the next three.

Just how completely dependent Rochester's victory was on its foul line steadiness is clear in the chronology and statistics of the game. Bob Davies broke a 75-all tie with forty-four seconds to play when he sank two free throws after being fouled by Dick McGuire while driving to the basket; and in all, the Royals made twenty-nine out of thirty-seven free-throw attempts while New York sank only seventeen out of twenty-five. The Knicks had four more baskets, twenty-nine to twenty-five.

The fouls brought about New York's defeat in another way, too. Both its centers, Nat Clifton and Connie Simmons, fouled out in the last quarter, when the Knicks took the lead for the first time after trailing by as much as fourteen points in the first half. Meanwhile Arnie Risen, Rochester's center who took top-scoring honors with 24 points and scored the deciding basket before Davies made his free throws, committed his fourth foul twenty-two minutes before the game ended and played unpenalized the rest of the way.

Clifton, Simmons Foul Out

With Clifton and Simmons out, the Knicks were unable to control the jump balls that followed each foul in the last three minutes, so that their doom was really sealed when Risen made his last basket. New York was ahead, 74 to 72, when Simmons fouled out with two minutes left. Risen made the toss, then jumped against Ernie Vandeweghe and, when Rochester got possession, Arnie's hook shot put the Royals ahead, 75 to 74. Boryla tied it up a moment later but Rochester then froze the ball until Davies drove in.

Before the final minutes, the Knickerbockers' made another of their typical comebacks that marked their play all season long. The most "overtime" club in the league, they qualified for the final by coming from behind in their final game against Syracuse, and, after losing the first three to Rochester, trailed in each of the three games they won.

Tonight, trying to perform the ultimate in comebacks, they started by falling behind, 13 to 3. By the end of the first quarter they were up to 22 to 16, but a few minutes later Rochester led, 32 to 18. The Knicks battled back to within four points but trailed, 40 to 36, at halftime.

Knicks Finally Take Lead

In the third quarter they climbed to within three, then two, and were behind, 62 to 60, entering the last quarter. They finally achieved a 69-all tie midway through the period and took the lead for the first time, 71 to 70, with four minutes to go. Both times Gallatin converted under-the-basket feeds from McGuire.

McGuire added a foul half a minute later and the teams alternated free throws until Simmons fouled out against Risen. Rochester's final basket, with two seconds left, was a lay-up by Coleman after a successful freeze had settled matters.

Lou Eisenstein and Stan Stutz, the officials, charged the Knicks with thirty-two personals and the Royals with twenty-two. Splitting each team's total evenly between the two halves. Very few fouls were called against Rochester, however, in the play under the boards, where the Royals emerged with a 48-to-41 edge in rebounds. Clifton's fifth personal was particularly unfortunate for the Knicks, since it came while Rochester was holding the ball at mid-court. He was called for bumping Risen while moving into position. A minute and a half later he fouled out.

Coaches Voice No Complaints

No complaints were voiced about the officials, however, either by Knick coach, Joe Lapchick, or Rochester coach, Les Harrison, who, after Rochester's loss in New York Wednesday, found Eisenstein unsatisfactory and asked that he be replaced for tonight's game.

By their victory, the Royals earned $7,500 to add to their previous winnings and wound up with $13,250 in play-off money to divide up. The Knicks finished with $2,500 less and the satisfaction-disappointment of one of basketball's greatest near-misses.

NEW YORK (75)

Players	fg	fga	ft	fta	tp	pf	a	r
Boryla, F	6	13	4	4	16	3	2	7
Clifton, C	4	11	3	6	11	6	2	8
Gallatin, F	5	8	2	3	12	4	1	10
Lumpp, G	0	2	0	0	0	1	0	0
McGuire, G	1	1	2	2	4	5	4	4
Simmons, C	4	15	3	5	11	6	3	8
Vandeweghe, G	2	6	1	2	5	5	5	3
Zaslofsky, G	7	14	2	3	16	2	2	1
Totals	***29***	***70***	***17***	***25***	***75***	***32***	***19***	***41***

ROCHESTER (79)

Players	fg	fga	ft	fta	tp	pf	a	r
Calhoun, F	0	0	0	0	0	0	1	1
Coleman, F	3	6	3	6	9	4	9	7
Davies, G	7	19	6	7	20	4	3	3
Holzman, G	1	1	0	0	2	0	0	0
Johnson, F	2	8	7	7	11	5	3	11
McNamee, C	0	1	0	0	0	2	0	2
Risen, C	7	19	10	14	24	4	2	13
Saul, G	0	0	0	0	0	0	1	0
Wanzer, G	5	11	3	3	13	3	3	11
Totals	***25***	***65***	***29***	***37***	***79***	***22***	***22***	***48***

New York	16	18	26	15	—	75
Rochester	22	18	22	17	—	79

Officials, Stan Stutz and Lou Eisenstein.

OPPONENTS NBA/NBGL

SACRAMENTO KINGS MEDIA GUIDE

ATLANTA HAWKS

101 Marietta Street, Suite 1900m • Atlanta, GA 30303
Phone: (404) 878-3800
Home Court (Capacity): Philips Arena (TBA) - opened 1999
www.hawks.com

2016-17 SERIES SCHEDULE

Date	Site	Time (PST)
11/15	Philips Arena	4:30pm
3/22	Golden 1 Center	7:00pm

2016-17 VS. HAWKS (1-1)

Date	Site	Result
10/31	Philips Arena	L, 106-95
2/10	Golden 1 Center	W, 108-107

ALL-TIME SERIES (67 years)

	Overall	Home	Road
Sac-Era	19-41	14-17	5-24
All-Time	154-157		

CURRENT STREAKS

	Overall	Home	Road
Kings	W1	W2	L10

SERIES FACTS

Last Home Win: 2/10/17 (108-107)
Last Road Win: 3/3/06 (102-93)
Last Home Loss: 3/16/15 (103-110)
Last Road Loss: 10/31/16 (97-106)
Biggest Win: 32 (99-67) vs. Mil., 2/26/52
Biggest Loss: 39 (88-127) @ StL, 2/1/58

PRESIDENT OF BASKETBALL OPERATIONS/HEAD COACH: Mike Budenholzer (College - Pomona)
ASSISTANT COACHES: Darvin Ham (College - Texas Tech)
Taylor Jenkins (College - Pennsylvania)
Chris Jent (College - Ohio State)
Charles Lee (College – Bucknell)
Patrick St. Andrews (College - Penn St. Behrend)
Ben Sullivan (College – Portland)
EXECUTIVE DIRECTOR OF PLAYER PERFORMANCE:
Keke Lyles (College – Northeastern)
HEAD ATHLETIC TRAINER: Scottie Parker (College – Northwestern (MN))
DIRECTOR OF REHABILITATION: Mike Roncarati
(College – Northeastern)

Principal Owner & Chair of Board of Directors: Tony Ressler
Vice Chair of Board of Directors: Grant Hill
Alternate Governor: Steven Price
CEO, Atlanta Hawks Basketball Club and Philips Arena: Steve Koonin
General Manager and Head of Basketball Operations: Travis Schlenk
Senior Vice President of Public Relations: Garin Narain
Senior Director of Media Relations: Jon Steinberg
Senior Manager of Media Relations: Jason Roose
Radio: WZGC 92.9 FM, Steve Holman
TV: FOX Sports Southeast (cable), Bob Rathbun, Dominique Wilkins, Andre Aldridge, Olivia Harlan

Colors: Torch Red, Georgia Granite Gray, Volt Green
Founded: 1949-50, Tri-Cities Blackhawks; 1951-52, Milwaukee Hawks; 1955-56, St. Louis Hawks; 1968-69, Atlanta Hawks
NBA Titles Won: 1, 1957-58
All-Time NBA Record: 2693-2695 (.500)
2016-17 Record: 43-39 (2nd in Southeast)
2016-17 Playoff Results: Lost 2-4 to Washington in First Round

2016-17 SEASON SERIES (1-1) SACRAMENTO KINGS VS. ATLANTA

PLAYER	G-GS	MIN	FG-FGA	PCT	3FG-A	PCT	FT-FTA	PCT	OFF	DEF	TOT	AST	PF-DQ	STL	TO	BLK	PTS	AVG
Collison	1-1	44	8-16	.500	2-5	.400	4-5	.800	0	3	3	4	5-0	2	1	0	22	22.0
Gay	1-1	31	8-13	.615	1-2	.500	5-7	.714	0	3	3	5	5-0	2	2	0	22	22.0
Cousins	2-2	63	12-33	.364	3-13	.231	9-16	.563	4	19	23	8	10-0	2	13	2	36	18.0
McLemore	2-1	68	13-28	.464	7-12	.583	1-2	.500	4	7	11	4	6-0	4	2	1	34	17.0
Barnes	2-0	52	6-14	.429	5-11	.455	2-2	1.000	1	8	9	8	8-0	3	5	1	19	9.5
Temple	1-0	25	4-8	.500	1-2	.500	0-0	---	0	2	2	3	3-0	0	1	1	9	9.0
Tolliver	2-0	39	6-10	.600	6-10	.600	0-0	---	1	3	4	2	4-0	0	3	0	18	9.0
Afflalo	2-2	55	6-10	.600	1-2	.500	4-4	1.000	0	3	3	4	5-0	1	2	0	17	8.5
Lawson	1-1	23	3-5	.600	1-1	1.000	1-2	.500	1	1	2	6	3-0	3	1	0	8	8.0
Hield (TOT)	2-1	39	5-17	.294	4-10	.400	1-1	1.000	2	6	8	5	3-0	1	0	0	15	7.5
Evans (TOT)	1-0	13	3-6	.500	1-2	.500	0-0	---	0	2	2	3	0-0	0	2	0	7	7.0
Galloway (TOT)	2-0	37	4-12	.333	3-9	.333	0-0	---	1	4	5	5	6-0	4	1	0	11	5.5
Cauley-Stein	2-0	28	4-8	.500	0-0	---	1-2	.500	1	4	5	4	6-0	1	1	1	9	4.5
Koufos	2-2	43	3-9	.333	0-0	---	0-0	---	2	10	12	4	6-0	4	6	2	6	3.0
Richardson	1-0	8	1-1	1.000	1-1	1.000	0-0	---	0	0	0	1	0-0	0	0	0	3	3.0
KINGS	2	480	74-155	.477	28-59	.475	27-40	.675	14	63	77	53	61-0	22	37	8	203	101.5
HAWKS	2	480	69-150	.460	22-60	.367	53-78	.679	20	60	80	43	37-1	17	30	11	213	106.5

2016-17 SEASON SERIES (1-1) ATLANTA HAWKS VS. SACRAMENTO

PLAYER	G-GS	MIN	FG-FGA	PCT	3FG-A	PCT	FT-FTA	PCT	OFF	DEF	TOT	AST	PF-DQ	STL	TO	BLK	PTS	AVG
Millsap	2-2	70	12-27	.444	2-7	.286	12-15	.800	7	12	19	11	6-0	5	6	1	38	19.0
Schroder	2-2	65	11-26	.423	4-9	.444	11-13	.846	1	4	5	10	1-0	1	7	0	37	18.5
Korver	1-1	32	6-11	.545	5-8	.625	0-0	---	0	0	0	0	1-0	1	2	0	17	17.0
Hardaway	2-1	49	11-23	.478	3-12	.250	8-11	.727	1	5	6	2	3-0	0	3	0	33	16.5
Ilyasova(TOT)	2-1	55	10-20	.500	3-10	.300	4-6	.667	1	5	6	3	7-0	3	1	0	27	13.5
Howard	2-2	62	8-14	.571	0-0	---	8-20	.400	8	14	22	2	11-1	1	4	5	24	12.0
Bazemore	2-2	61	8-20	.400	2-9	.222	5-6	.833	0	8	8	3	4-0	4	1	4	23	11.5
Dunleavy(TOT)	1-0	12	3-5	.600	2-3	.667	0-0	---	0	1	1	0	1-0	0	0	0	8	8.0
Dunleavy(ATL)	1-0	12	3-5	.600	2-3	.667	0-0	---	0	1	1	0	1-0	0	0	0	8	8.0
Humphries	2-0	25	3-3	1.000	2-2	1.000	2-4	.500	0	5	5	2	3-0	0	1	0	10	5.0
Muscala	2-0	31	2-4	.500	0-1	.000	6-8	.750	2	1	3	1	1-0	0	1	0	10	5.0
Delaney	2-0	31	3-10	.300	2-5	.400	1-1	1.000	0	3	3	7	5-0	0	0	0	9	4.5
Sefolosha	1-0	24	2-5	.400	0-2	.000	0-0	---	1	6	7	3	1-0	4	2	0	4	4.0
Bembry	1-0	19	0-2	.000	0-2	.000	0-0	---	0	1	1	2	0-0	1	2	1	0	0.0
HAWKS	2	480	69-150	.460	22-60	.367	53-78	.679	20	60	80	43	37-1	17	30	11	213	106.5
KINGS	2	480	74-155	.477	28-59	.475	27-40	.675	14	63	77	53	61-0	22	37	8	203	101.5

ATLANTA HAWKS

DATE	W/L	H/A	SCORE	+/-
1/14/86	L	A	104-115	-11
2/13/86	L	H	114-123	-9
11/30/86	L	H	109-113	-4
12/12/86	L	A	120-130	-10
12/13/87	L	H	100-106	-6
2/16/87	W	A	118-115	+3
12/6/88	L	A	113-123	-10
3/16/89	L	H	103-119	-16
12/19/89	L	A	112-115	-3
1/16/90	W	H	108-91	+17
11/6/90	L	H	85-102	-17
2/25/91	L	A	88-96	-8
11/14/91	W	H	98-96	+2
11/20/91	L	A	104-116	-12
1/25/93	L	A	106-117	-11
2/11/93	W	H	116-105	+11
11/16/93	L	A	95-118	-23
3/31/94	L	H	102-106	-4
11/12/94	W	H	105-97	+8
2/27/95	L	A	99-118	-19
11/19/95	L	H	94-108	-14
1/9/96	L	A	88-104	-16
11/7/96	L	H	87-91	-4
3/29/97	L	A	74-88	-14
11/14/97	L	A	103-104	-1
12/14/97	L	H	89-93	-4
12/2/99	L	A	100-110	-10
2/23/00	L	H	94-100	-6
12/12/00	L	A	99-107	-8
2/20/01	W	H	94-80	+14
2/19/02	W	H	99-79	+20
3/31/02	W	A	92-91	+1
11/10/02	W	H	105-97	+8
1/24/03	L	A	104-115	-11
12/19/03	W	A	98-86	+12
1/6/04	W	H	105-89	+16
1/7/05	W	A	100-97	+3
2/22/05	W	H	114-104	+10
2/12/06	W	H	109-84	+25
3/3/06	W	A	102-93	+9
12/10/06	W	H	117-92	+25
3/19/07	L	A	76-99	-23
2/20/08	W	H	119-107	+12
2/27/08	L	A	117-123	-6
2/18/09	L	H	100-105	-5
3/17/09	L	A	97-119	-22
11/4/09	L	H	105-113	-8
1/20/10	L	A	97-108	-11
1/4/11	L	H	102-108	-6
1/17/11	L	A	98-100	-2
3/11/12	L	H	99-106	-7
11/16/12	L	H	96-112	-16
2/22/13	L	A	108-122	-14
11/5/13	L	H	100-105	-5
12/18/13	L	A	107-124	-17
3/9/15	L	A	105-130	-25
3/16/15	L	H	103-110	-7
11/18/15	L	A	97-103	-6
1/21/16	W	H	91-88	+3
11/31/16	L	A	95-106	-11
2/10/17	W	H	108-107	1

	OVR	HM	RD	NTL
49-68	99-90			
68-69	2-4	1-1	1-2	0-1
69-70	3-3	1-0	1-1	1-2
70-71	4-2	3-0	1-2	
71-72	3-3	2-1	1-2	
72-73	2-2	2-0	0-2	
73-74	3-1	1-1	2-0	
74-75	2-2	1-1	1-1	
75-76	2-2	2-0	0-2	
76-77	2-1	0-1	2-0	
77-78	1-2	1-1	0-1	
78-79	2-2	2-0	0-2	
79-80	2-0	1-0	1-0	
80-81	1-1	1-0	0-1	
81-82	1-1	1-0	0-1	
82-83	2-0	1-0	1-0	
83-84	2-0	1-0	1-0	
84-85	2-0	1-0	1-0	
85-86	0-2	0-1	0-1	
86-87	0-2	0-1	0-1	
87-88	1-1	0-1	1-0	
88-89	0-2	0-1	0-1	
89-90	1-1	1-0	0-1	
90-91	0-2	0-1	0-1	
91-92	1-1	1-0	0-1	
92-93	1-1	1-0	0-1	
93-94	0-2	0-1	0-1	
94-95	1-1	1-0	0-1	
95-96	0-2	0-1	0-1	
96-97	0-2	0-1	0-1	
97-98	0-2	0-1	0-1	
98-99	0-0	0-0	0-0	
99-00	0-2	0-1	0-1	
00-01	1-1	1-0	0-1	
01-02	2-0	1-0	1-0	
02-03	1-1	1-0	0-1	
03-04	2-0	1-0	1-0	
04-05	2-0	1-0	1-0	
05-06	2-0	1-0	1-0	
06-07	1-1	1-0	0-1	
07-08	1-1	1-0	0-1	
08-09	0-2	0-1	0-1	
09-10	0-2	0-1	0-1	
10-11	0-2	0-1	0-1	
11-12	0-1	0-1	0-0	
12-13	0-2	0-1	0-1	
13-14	0-2	0-1	0-1	
14-15	0-2	0-1	0-1	
15-16	1-1	1-0	0-1	
16-17	1-1	1-0	0-1	

DOMINIQUE WILKINS

BOSTON CELTICS

226 Causeway Street, 4th Floor • Boston, MA 02114
Phone: (617) 854-8000
Home Court (Capacity): TD Garden (18,624) - opened 1995
www.celtics.com

2016-17 SERIES SCHEDULE

Date	Site	Time (PST)
11/1	TD Garden	4:30pm
3/25	Golden 1 Center	3:00pm

2016-17 VS. CELTICS (1-1)

Date	Site	Result
12/2	TD Garden	L, 97-92
2/8	Golden 1 Center	W, 108-92

ALL-TIME SERIES (68 years)

	Overall	Home	Road	Neutral
Sac-Era	26-36	19-11	6-24	0-1
All-Time	116-181			

CURRENT STREAKS

	Overall	Home	Road
Kings	W1	W5	L9

SERIES FACTS

Last Home Win: 2/8/17 (108-92)
Last Road Win: 1/19/07 (96-91)
Last Home Loss: 2/1/11 (90-95)
Last Road Loss: 12/2/16 (92-97)
Biggest Win: 32 (95-63) vs. Bos., 11/13/48
Biggest Loss: 45 (63-108) vs. Bos., 12/28/08

HEAD COACH: Brad Stevens (College - DePauw)
ASSISTANT COACHES: Jamie Young (College - Blackburn College)
Jay Larranaga (College - Bowling Green State)
Walter McCarty (College - Kentucky)
Micah Shrewsberry (College - Hanover)
Jerome Allen (College – Pennsylvania)
STRENGTH-AND-CONDITIONING COACH: Bryan Doo (College - Messiah)
ATHLETIC TRAINER: Ed Lacerte (College - Boston University)

Managing Partner, Governor & Chief Executive Officer: Wyc Grousbeck
President: Rich Gotham
President of Basketball Operations: Danny Ainge
Sr. Vice President, Communications: Christian Megliola
Vice President, Media Services/Alumni Relations: Jeff Twiss
Sr. Director of Public Relations: Heather Walker
Media Services Manager: Brian Olive
Communications Coordinator: Brandon Chinn
Radio: CBS Radio Boston, Sean Grande, Cedric Maxwell
TV: Comcast SportsNet (cable), Mike Gorman, Tom Heinsohn, Brian Scalabrine, Abby Chin

Colors: Green, Gold, Black, Brown, Beige, White
Founded: 1946-47, Boston Celtics
NBA Titles Won: 17, last in 2007-08
All-Time NBA Record: 3274-2286 (.589)
2016-17 Record: 53-29 (1st in Atlantic)
2016-17 Playoff Results: Won 4-2 over Chicago in First Round: Won 4-3 over Washington in Eastern Conference Semi Finals; Lost 2-4 to Atlanta in First Round

2016-17 SEASON SERIES (1-1) SACRAMENTO KINGS VS. BOSTON

PLAYER	G-GS	MIN	FG-FGA	PCT	3FG-FGA	PCT	FT-FTA	PCT	OFF	DEF	TOT	AST	PF-DQ	STL	TO	BLK	PTS	AVG
Cousins	1-1	34	10-26	.385	2-7	.286	6-8	.750	3	6	9	3	4-0	1	2	4	28	28.0
Galloway (TOT)	2-0	54	14-27	.519	7-14	.500	6-7	.857	0	5	5	4	6-0	2	2	0	41	20.5
Collison	2-2	66	16-29	.552	3-7	.429	4-4	1.000	0	1	1	8	7-0	6	3	0	39	19.5
McLemore	1-0	30	7-12	.583	3-5	.600	0-0	---	0	2	2	1	2-0	0	1	0	17	17.0
Barnes	2-0	61	6-17	.353	4-10	.400	10-11	.909	3	24	27	9	5-0	3	5	1	26	13.0
Gay	1-1	35	6-14	.429	1-7	.143	0-0	---	0	8	8	3	3-0	1	6	0	13	13.0
Tolliver	1-1	37	5-12	.417	1-7	.143	0-0	---	0	4	4	0	1-0	3	2	0	11	11.0
Cauley-Stein	2-0	36	8-13	.615	0-0	---	4-4	1.000	1	5	6	4	4-0	0	0	1	20	10.0
Afflalo	2-2	51	5-13	.385	0-2	.000	4-6	.667	1	5	6	5	2-0	3	3	0	14	7.0
Casspi	1-0	27	2-9	.222	1-2	.500	2-3	.667	3	2	5	1	1-0	0	0	1	7	7.0
Hield (TOT)	2-2	46	5-16	.313	4-9	.444	0-0	---	0	7	7	6	4-0	0	1	0	14	7.0
Lawson	2-1	35	6-14	.429	0-2	.000	2-2	1.000	3	2	5	8	1-0	2	3	1	14	7.0
Evans (TOT)	1-0	20	1-6	.167	0-2	.000	2-2	1.000	0	3	3	6	4-0	1	1	2	4	4.0
Koufos	2-2	36	3-8	.375	0-0	---	0-0	---	3	11	14	3	2-0	1	2	0	6	3.0
Richardson	1-0	4	1-2	.500	1-1	1.000	0-0	---	0	1	1	0	0-0	0	1	0	3	3.0
Labissiere	1-0	1	0-0	---	0-0	---	2-2	1.000	0	0	0	0	0-0	0	0	0	2	2.0
Papagiannis	1-0	1	0-0	---	0-0	---	0-0	---	0	0	0	0	0-0	0	0	0	0	0.0
Temple	1-0	26	0-3	.000	0-1	.000	0-0	---	1	2	3	1	2-0	0	0	3	0	0.0
KINGS	2	480	75-172	.436	16-51	.314	34-40	.850	18	73	91	46	34-0	20	28	11	200	100.0
CELTICS	2	480	65-161	.404	21-60	.350	38-42	.905	18	66	84	43	41-0	18	33	11	189	94.5

2016-17 SEASON SERIES (1-1) BOSTON CELTICS VS. SACRAMENTO

PLAYER	G-GS	MIN	FG-FGA	PCT	3FG-A	PCT	FT-FTA	PCT	OFF	DEF	TOT	AST	PF-DQ	STL	TO	BLK	PTS	AVG
Thomas	2-2	68	12-37	.324	4-16	.250	18-19	.947	1	6	7	14	6-0	2	4	0	46	23.0
Horford	2-2	67	14-26	.538	5-9	.556	3-3	1.000	2	12	14	4	3-0	3	4	7	36	18.0
Bradley	1-1	35	6-13	.462	2-4	.500	1-1	1.000	2	7	9	2	1-0	2	1	0	15	15.0
Johnson	2-2	41	9-10	.900	2-2	1.000	2-2	1.000	3	5	8	4	3-0	4	2	1	22	11.0
Crowder	2-2	69	6-18	.333	3-9	.333	5-5	1.000	0	5	5	5	6-0	3	2	0	20	10.0
Green	1-0	13	2-7	.286	1-2	.500	2-4	.500	1	1	2	1	1-0	0	1	0	7	7.0
Smart	2-0	50	4-11	.364	3-9	.333	2-2	1.000	0	3	3	5	7-0	1	7	1	13	6.5
Olynyk	2-0	32	5-10	.500	0-1	.000	1-2	.500	4	9	13	3	6-0	0	0	1	11	5.5
Jerebko	2-0	27	3-8	.375	1-2	.500	0-0	---	2	9	11	1	3-0	0	4	0	7	3.5
Brown	2-1	30	2-6	.333	0-1	.000	2-2	1.000	0	3	3	0	5-0	1	3	0	6	3.0
Rozier	2-0	28	1-13	.077	0-5	.000	2-2	1.000	2	2	4	3	0-0	2	1	1	4	2.0
Young	2-0	5	1-1	1.000	0-0	---	0-0	---	0	1	1	0	0-0	0	0	0	2	1.0
Mickey	1-0	2	0-0	---	0-0	---	0-0	---	0	1	1	0	0-0	0	0	0	0	0.0
Zeller	2-0	12	0-1	.000	0-0	---	0-0	---	1	2	3	1	0-0	0	1	0	0	0.0
CELTICS	2	480	65-161	.404	21-60	.350	38-42	.905	18	66	84	43	41-0	18	33	11	189	94.5
KINGS	2	480	75-172	.436	16-51	.314	34-40	.850	18	73	91	46	34-0	20	28	11	200	100.0

BOSTON CELTICS

DATE	W/L	H/A	SCORE	+/-
12/11/85	L	A	101-118	-17
2/11/86	W	H	105-100	+5
12/29/86	L	H	102-119	-17
1/9/87	L	A	99-109	-10
12/27/87	L	H	102-114	-12
1/15/88	L	A	86-122	-36
1/27/89	L	A	116-128	-12
2/22/89	L	H	91-99	-8
12/27/89	L	H	112-115[OT]	-3
2/4/90	L	A	89-121	-32
11/23/90	L	A	105-115	-10
3/12/91	L	H	95-110	-15
11/12/91	L	H	103-126	-23
1/6/92	L	A	108-110	-2
12/27/92	W	H	118-102	+16
3/29/93	L	A	89-110	-21
12/8/93	L	A	115-129	-14
2/22/94	W	H	95-93	+2
1/15/95	L	A	97-87	-1
2/14/95	W	H	108-101	+7
1/10/96	L	A	104-113	-9
2/16/96	L	H	102-130	-28
12/28/96	W	H	126-96	+30
2/26/97	W	A	111-105	+6
2/17/98	W	H	102-99	+3
2/25/98	L	A	94-111	-17
2/16/99	W	H	101-98	+3
12/28/99	W	H	114-101	+13
1/7/00	L	A	93-101	-8
12/15/00	W	A	104-81	+23
1/17/01	W	H	111-106	+5
12/30/01	W	H	109-94	+15
2/6/02	W	A	102-85	+17
2/20/03	W	H	105-83	+22
4/4/03	W	A	93-92	+1
11/9/03	L	A	82-91	-9
2/17/04	W	H	127-111	+16
12/5/04	W	H	119-105	+14
2/13/05	W	A	104-100	+4
12/30/05	W	H	116-112	+4
1/27/06	L	A	74-84	-10
1/19/07	W	A	96-91	+5
2/20/07	W	H	104-101	+3
12/12/07	L	A	78-90	-12
12/26/07	L	H	69-89	-20
12/28/08	L	H	63-108	-45
1/28/09	L	A	100-119	-19
2/16/10	L	H	92-95	-3
3/26/10	L	A	86-94	-8
1/12/11	L	A	95-119	-24
2/1/11	L	H	90-95	-5
3/16/12	W	H	120-95	+25
12/30/12	W	H	118-96	+22
1/30/13	L	A	81-99	-18
2/7/14	L	A	89-99	-10
2/22/14	W	H	105-98	+7
12/31/14	L	A	84-106	-22
2/20/15	W	H	109-101	+8
12/3/15	L	N*	97-114	-17
2/7/16	L	A	119-128	-9
* Mexico City (SAC was home team)				
12/2/16	L	A	92-97	-5
2/8/17	W	H	108-92	+16

	OVR	HM	RD	N
48-72	75-120			
72-73	1-3	0-2	1-1	
73-74	1-3	1-1	0-2	
74-75	2-2	1-1	1-1	
75-76	2-2	2-0	0-2	
76-77	1-3	1-1	0-2	
77-78	2-2	2-0	0-2	
78-79	3-1	1-1	2-0	
79-80	1-1	1-0	0-1	
80-81	1-1	1-0	0-1	
81-82	0-2	0-1	0-1	
82-83	1-1	1-0	0-1	
83-84	0-2	0-1	0-1	
84-85	0-2	0-1	0-1	
85-86	1-1	1-0	0-1	
86-87	0-2	0-1	0-1	
87-88	0-2	0-1	0-1	
88-89	0-2	0-1	0-1	
89-90	0-2	0-1	0-1	
90-91	0-2	0-1	0-1	
91-92	0-2	0-1	0-1	
92-93	1-1	1-0	0-1	
93-94	1-1	1-0	0-1	
94-95	1-1	1-0	0-1	
95-96	0-2	0-1	0-1	
96-97	2-0	1-0	1-0	
97-98	1-1	1-0	0-1	
98-99	1-0	1-0	0-0	
99-00	1-1	1-0	0-1	
00-01	2-0	1-0	1-0	
01-02	2-0	1-0	1-0	
02-03	2-0	1-0	1-0	
03-04	1-1	1-0	0-1	
04-05	2-0	1-0	1-0	
05-06	1-1	1-0	0-1	
06-07	2-0	1-0	1-0	
07-08	0-2	0-1	0-1	
08-09	0-2	0-1	0-1	
09-10	0-2	0-1	0-1	
10-11	0-2	0-1	0-1	
11-12	1-0	1-0	0-0	
12-13	1-1	1-0	0-1	
13-14	1-1	1-0	0-1	
14-15	1-1	1-0	0-1	
15-16	0-2	0-1	0-1	
16-17	1-1	1-0	0-1	



BILL RUSSELL

BROOKLYN NETS

15 MetroTech Center, 11th Floor • Brooklyn, NY 11201
Phone: (718) 933-3000
Home Court (capacity): Barclays Center (17,732) - opened 2012
www.brooklynnets.com

2017-18 SERIES SCHEDULE

Date	Site	Time (PST)
12/20	Barclays Center	4:30pm
3/1	Golden 1 Center	7:00pm

2016-17 VS. NETS (1-1)

Date	Site	Result
11/27	Barclays Center	W, 122-105
3/1	Golden 1 Center	L, 100-109

ALL-TIME SERIES (40 years)

	Overall	Home	Road
Sac-Era	29-32	21-10	8-22
All-Time	47-38	32-12	15-27

CURRENT STREAKS

	Overall	Home	Road
Kings	L1	L1	W1

SERIES FACTS

Last Home Win: 11/13/15 (111-109)
Last Road Win: 11/27/16 (122-105)
Last Home Loss: 3/1/17 (100-109)
Last Road Loss: 2/5/16 (119-128)
Biggest Win: 36 (118-82) @ NJ, 1/9/03
Biggest Loss: 34 (83-117) @ NJ, 2/4/02

HEAD COACH: Kenny Atkinson (College - Richmond)
ASSISTANT COACHES: Jacque Vaughn (College - Kansas)
Chris Fleming (College - Richmond)
Bret Brielmaier (College - Arizona)
ASSISTANT COACH/DIRECTOR OF PLAYER DEVELOPMENT: Adam Harrington (College - Auburn)
PLAYER DEVELOPMENT ASSISTANT: Mike Batiste (College - Arizona State)
ASSISTANT COACH/MANAGER OF ADVANCE SCOUTING: Jordan Ott (College - Penn State)
HEAD ATHLETIC TRAINER/PHYSICAL THEARAPIST: Lloyd Beckett (College - Upsala)
STRENGTH-AND-CONDITIONING COACH/NUTRITIONAL DIRECTOR:
Dan Meehan (College - Middle Tennessee State)

Principal Owner: Mikhail Prokhorov
Chairman of the Board of Directors: Dmitry Razumov
President, ONEXIM Sports & Entertainment Holding USA, Inc.: Maureen Hanlon
Chief Executive Officer: Brett Yormark
General Manager: Sean Marks
Senior Director, Public Relations: Aaron Harris
Senior Manager, Public Relations: Eli Pearlstein
Senior Manager, Public Relations: Mitch Heckart
Radio: WFAN (660 AM/101.9 FM), Chris Carrino, Tim Capstraw
TV: YES Network (cable), Ian Eagle, Ryan Ruocco, Sarah Kustok, Jim Spanarkel, Michael Grady
Colors: Black and White
Founded: 1967-68, New Jersey Americans; 1968-69, New York Nets; 1977-78, New Jersey Nets, Former member of ABA; 2012-13, Brooklyn Nets
NBA Titles Won: None
All-Time NBA Record: 1380-1934 (.421)
2016-17 Record: 20-62 (5th in Atlantic)
2016-17 Playoff Results: Did not qualify

2016-17 SEASON SERIES (1-1) SACRAMENTO KINGS VS. BROOKLYN

PLAYER	G-GS	MIN	FG-FGA	PCT	3FG-A	PCT	FT-FTA	PCT	OFF	DEF	TOT	AST	PF-DQ	STL	TO	BLK	PTS	AVG
Cousins	1-1	36	13-24	.542	4-5	.800	7-9	.778	2	9	11	2	2-0	4	1	1	37	37.0
Gay	1-1	32	8-15	.533	3-5	.600	3-4	.750	4	4	8	8	1-0	1	2	1	22	22.0
Evans (TOT)	3-0	61	17-35	.486	5-13	.385	13-15	.867	4	9	13	3	6-0	6	3	2	52	17.3
Evans (SAC)	1-0	20	5-10	.500	3-5	.600	2-2	1.000	1	4	5	0	1-0	0	0	1	15	15.0
Collison	2-2	61	11-20	.550	3-3	1.000	4-6	.667	0	6	6	4	5-0	2	6	1	29	14.5
Lawson	2-0	54	12-21	.571	2-4	.500	2-2	1.000	2	5	7	13	6-0	1	6	0	28	14.0
Hield (TOT)	3-2	73	12-28	.429	6-15	.400	2-2	1.000	5	4	9	2	6-0	2	4	0	32	10.7
Hield (SAC)	1-0	26	6-11	.545	4-6	.667	0-0	---	1	0	1	0	2-0	2	3	0	16	16.0
Labissiere	1-1	15	4-5	.800	0-0	---	2-2	1.000	3	2	5	0	3-0	1	2	1	10	10.0
Afflalo	2-2	47	6-10	.600	2-2	1.000	4-4	1.000	0	7	7	0	1-0	1	0	0	18	9.0
Casspi	1-0	18	3-3	1.000	2-2	1.000	0-0	---	0	5	5	0	0-0	0	0	0	8	8.0
Barnes	1-0	19	3-5	.600	1-3	.333	0-0	---	1	3	4	6	2-0	0	2	1	7	7.0
McLemore	2-1	20	4-11	.364	0-1	.000	2-2	1.000	0	2	2	0	2-0	1	0	0	10	5.0
Cauley-Stein	2-0	28	2-7	.286	0-0	---	5-6	.833	2	4	6	0	4-0	3	3	0	9	4.5
Galloway (TOT)	2-0	41	3-18	.167	2-9	.222	1-1	1.000	2	6	8	1	2-0	1	1	0	9	4.5
Tolliver	1-0	27	0-7	.000	0-6	.000	4-6	.667	0	6	6	1	5-0	0	0	0	4	4.0
Koufos	2-2	51	3-12	.250	0-0	---	0-0	---	3	4	7	0	5-0	0	2	0	6	3.0
Temple	1-0	27	1-6	.167	0-3	.000	1-1	1.000	0	3	3	2	1-0	3	1	0	3	3.0
KINGS	2	480	81-167	.485	24-45	.533	36-44	.818	19	64	83	36	40-0	19	30	6	222	111.0
NETS	2	480	72-161	.447	27-68	.397	43-50	.860	19	66	85	35	46-0	15	35	3	214	107.0

2016-17 SEASON SERIES (1-1) BROOKLYN NETS VS. SACRAMENTO

PLAYER	G-GS	MIN	FG-FGA	PCT	3FG-A	PCT	FT-FTA	PCT	OFF	DEF	TOT	AST	PF-DQ	STL	TO	BLK	PTS	AVG
Lopez	2-2	60	14-32	.438	4-13	.308	9-11	.818	4	11	15	2	6-0	0	6	1	41	20.5
Lin	1-1	20	5-10	.500	2-3	.667	5-6	.833	0	2	2	5	1-0	0	2	0	17	17.0
Bogdanovic	1-1	28	4-9	.444	2-5	.400	3-4	.750	0	1	1	2	2-0	0	1	0	13	13.0
Kilpatrick	2-1	50	9-18	.500	3-8	.375	5-5	1.000	1	7	8	3	2-0	3	5	0	26	13.0
LeVert	1-1	25	6-9	.667	1-1	1.000	0-0	---	3	4	7	2	1-0	3	2	0	13	13.0
Whitehead	2-1	47	7-10	.700	4-5	.800	7-7	1.000	0	6	6	2	4-0	0	7	0	25	12.5
Foye	2-1	36	5-10	.500	4-8	.500	3-3	1.000	0	5	5	1	7-0	1	2	0	17	8.5
Booker	2-1	51	7-15	.467	0-0	---	0-0	---	4	12	16	9	7-0	3	4	0	14	7.0
Harris	2-0	39	5-14	.357	4-11	.364	0-0	---	0	3	3	1	6-0	0	1	0	14	7.0
Hollis-Jefferson	1-1	19	1-5	.200	1-2	.500	4-6	.667	0	2	2	1	1-0	2	0	0	7	7.0
Dinwiddie	1-0	27	1-5	.200	0-0	---	4-4	1.000	1	3	4	3	3-0	0	0	0	6	6.0
Scola	1-0	12	2-6	.333	0-1	.000	2-2	1.000	1	0	1	0	3-0	2	1	0	6	6.0
Ferrell	1-0	17	2-6	.333	1-4	.250	0-0	---	1	0	1	1	1-0	0	2	1	5	5.0
Acy (TOT)	1-0	11	1-2	.500	1-2	.500	1-2	.500	0	3	3	0	0-0	0	0	1	4	4.0
Acy (BRK)	1-0	11	1-2	.500	1-2	.500	1-2	.500	0	3	3	0	0-0	0	0	1	4	4.0
Hamilton	2-0	36	3-9	.333	0-4	.000	0-0	---	4	6	10	3	2-0	1	0	0	6	3.0
Nicholson (TOT)	1-0	3	0-0	---	0-0	---	2-2	1.000	0	1	1	0	2-0	0	0	0	2	2.0
McDaniels (TOT)	2-0	10	1-3	.333	0-1	.000	0-0	---	0	2	2	0	2-0	0	3	0	2	1.0
McCullough	1-0	4	0-1	.000	0-1	.000	0-0	---	0	1	1	0	0-0	0	0	0	0	0.0
NETS	2	480	72-161	.447	27-68	.397	43-50	.860	19	66	85	35	46-0	15	35	3	214	107.0
KINGS	2	480	81-167	.485	24-45	.533	36-44	.818	19	64	83	36	40-0	19	30	6	222	111.0

BROOKLYN NETS

DATE	W/L	H/A	SCORE	+/-
11/24/85	L	H	103-118	-15
12/10/85	L	A	100-106	-6
12/9/86	W	A	120-107	+13
1/27/87	W	H	118-115	+3
11/26/87	W	H	110-102	+8
1/14/88	L	A	87-90	-3
11/26/88	L	H	97-98	-1
1/26/89	W	A	112-109	+3
11/25/89	W	H	112-98	+14
3/5/90	L	A	111-128	-17
1/28/91	W	H	101-83	+18
2/19/91	L	A	83-97	-14
11/19/91	L	A	118-122	-4
1/28/92	W	H	124-118	+6
11/28/92	L	H	89-94	-5
12/20/92	W	A	98-104	-6
11/14/93	L	A	102-132	-30
3/16/94	W	H	132-111	+21
11/23/94	L	H	98-103	-5
12/3/94	W	A	94-89	+5
11/11/95	L	A	84-86	-2
11/26/95	W	H	99-92	+7
2/25/97	L	A	90-97	-7
3/3/97	W	H	108-95	+13
11/30/97	L	H	73-87	-14
2/26/98	L	A	99-102	-3
11/23/99	W	H	105-92	+13
12/6/99	L	A	95-109	-14
12/17/00	W	A	95-79	+16
1/23/01	W	H	130-104	+26
11/24/01	W	H	98-97	+1
2/04/02	L	A	83-117	-34
1/09/03	W	A	118-82	+36
1/21/03	W	H	109-102	+7
11/30/03	W	H	105-92	+13
3/16/04	L	A	77-94	-17
1/25/05	W	H	113-93	+20
2/16/05	L	A	85-96	-11
11/23/05	W	H	114-105	+9
3/6/06	W	A	109-84	+25
1/22/07	W	H	88-87	+1
2/23/07	L	A	96-109	-13
12/18/07	W	A	106-101	+5
1/22/08	W	H	128-94	+34
11/26/08	L	H	114-116[OT]	-2
1/5/09	L	A	90-98	-8
11/27/09	W	H	109-96	+13
3/24/10	L	A	79-93	-14
10/29/10	L	A	100-106	-6
11/19/10	W	H	86-81	+5
3/31/12	L	H	99-111	-12
11/18/12	L	H	90-99	-9
1/5/13	L	A	93-113	-20
11/13/13	W	H	107-86	+21
3/9/14	L	A	89-104	-15
12/29/14	L	A	99-107	-8
1/21/15	L	H	100-103	-3
11/13/15	W	H	111-109	+2
2/5/16	L	A	119-128	-9
11/27/16	W	A	122-105	+17
3/1/17	L	H	100-109	-9

	OVR	HM	RD
76-77	4-0	2-0	2-0
77-78	2-2	1-1	1-1
78-79	3-1	2-0	1-1
79-80	1-1	1-0	0-1
80-81	2-0	1-0	1-0
81-82	1-1	1-0	0-1
82-83	1-1	1-0	0-1
83-84	2-0	1-0	1-0
84-85	2-0	1-0	1-0
85-86	0-2	0-1	0-1
86-87	2-0	1-0	1-0
87-88	1-1	1-0	0-1
88-89	1-1	0-1	1-0
89-90	1-1	1-0	0-1
90-91	1-1	1-0	0-1
91-92	1-1	1-0	0-1
92-93	0-2	0-1	0-1
93-94	1-1	1-0	0-1
94-95	1-1	0-1	1-0
95-96	1-1	1-0	0-1
96-97	1-1	1-0	0-1
97-98	0-2	0-1	0-1
98-99	0-0	0-0	0-0
99-00	1-1	1-0	0-1
00-01	2-0	1-0	1-0
01-02	1-1	1-0	0-1
02-03	2-0	1-0	1-0
03-04	1-1	1-0	0-1
04-05	1-1	1-0	0-1
05-06	2-0	1-0	1-0
06-07	1-1	1-0	0-1
07-08	2-0	1-0	1-0
08-09	0-2	0-1	0-1
09-10	1-1	1-0	0-1
10-11	1-1	1-0	0-1
11-12	0-1	0-1	0-0
12-13	0-2	0-1	0-1
13-14	1-1	1-0	0-1
14-15	0-2	0-1	0-1
15-16	1-1	1-0	0-1
16-17	1-1	0-1	1-0



DARRYL DAWKINS

CHARLOTTE HORNETS

333 East Trade Street • Charlotte, NC 28202
Phone: (704) 688-8600
Home Court (Capacity): Spectrum Center (19,077) - opened 2005
www.hornets.com

2017-18 SERIES SCHEDULE

Date	Site	Time (PST)
1/2	Golden 1 Center	7:00pm
1/22	Spectrum Center	4:00pm

2016-17 VS. HORNETS (1-1)

Date	Site	Result
1/28	TWC Arena	W, 109-106
2/25	Golden 1 Center	L, 85-99

ALL-TIME SERIES (12 years)

	Overall	Home	Road
Sac-Era	11-14	6-6	5-8
All-Time	11-14	6-6	5-8

CURRENT STREAKS

	Overall	Home	Road
Kings	L1	L2	W1

SERIES FACTS

Last Home Win: 3/20/15 (101-91)
Last Road Win: 1/27/17 (109-106)
Last Home Loss: 2/25/17 (85-99)
Last Road Loss: 11/23/15 (122-127 OT)
Biggest Win: 36 (119-83) vs. Cha., 3/3/13
Biggest Loss: 16 (88-104) @ Cha., 3/18/09

HEAD COACH: Steve Clifford (College - Maine-Farmington)
ASSOCIATE HEAD COACH: Stephen Silas (College - Brown)
ASSISTANT COACHES: Pat Delany (College - St. Anselm)
Steve Hetzel (College - Michigan State)
Mike Batiste (College -
Bruce Kreutzer
HEAD ATHLETIC TRAINER: Steve Stricker (College - Iowa State)

Chairman: Michael Jordan
Vice Chairmn: Curtis Polk
General Manager: Rich Cho
Assistant General Manager: Buzz Peterson
Vice President of Communications: Mike Cristaldi
Director of Communications: Josh Rosen
Senior Manager, Basketball Communications: Brian Travis
Radio: WFNZ 610 AM, Steve Martin, Matt Carroll
TV: Fox SportSouth, Eric Collins, Dell Curry, Stephanie Ready

Colors: Purple, Teal, Black, Cool Gray, Light Blue
Founded: 1989-99 expansion team, 2002-03 New Orleans Hornets; 2004-05 expansion team, Charlotte Bobcats; 2014-15 Charlotte Hornets
NBA Titles Won: None
All-Time NBA Record: 952-1214 (.440)
2016-17 Record: 36-46 (4th in Southeast)
2016-17 Playoff Results: Did Not Qualify

2016-17 SEASON SERIES (1-1) SACRAMENTO KINGS VS. CHARLOTTE

PLAYER	G-GS	MIN	FG-FGA	PCT	3FG-A	PCT	FT-FTA	PCT	OFF	DEF	TOT	AST	PF-DQ	STL	TO	BLK	PTS	AVG
Cousins	1-1	34	13-22	.591	2-2	1.000	7-9	.778	7	11	18	4	4-0	0	2	1	35	35.0
McLemore	1-1	33	7-15	.467	3-7	.429	1-1	1.000	0	2	2	0	4-0	1	1	0	18	18.0
Collison	2-2	63	11-19	.579	4-9	.444	1-1	1.000	0	2	2	7	6-0	1	2	1	27	13.5
Afflalo	1-1	31	4-8	.500	2-4	.500	3-4	.750	0	2	2	4	1-0	1	0	0	13	13.0
Tolliver	2-1	50	8-16	.500	7-14	.500	2-4	.500	0	11	11	4	4-0	2	4	1	25	12.5
Galloway (TOT)	2-0	43	7-16	.438	6-12	.500	3-3	1.000	1	7	8	1	1-0	2	3	0	23	11.5
Galloway (SAC)	1-0	12	0-2	.000	0-1	.000	0-0	---	0	1	1	1	0-0	0	0	0	0	0.0
Evans (TOT)	1-1	22	4-10	.400	0-3	.000	3-3	1.000	0	5	5	5	3-0	0	1	2	11	11.0
Evans (SAC)	1-1	22	4-10	.400	0-3	.000	3-3	1.000	0	5	5	5	3-0	0	1	2	11	11.0
Hield (TOT)	2-0	32	6-14	.429	2-7	.286	3-3	1.000	0	1	1	2	1-0	0	3	0	17	8.5
Hield (SAC)	1-0	26	5-10	.500	2-5	.400	3-3	1.000	0	1	1	2	1-0	0	3	0	15	15.0
Labissiere	1-0	23	4-10	.400	0-1	.000	0-0	---	3	10	13	1	1-0	1	1	0	8	8.0
Cauley-Stein	2-0	43	6-12	.500	0-0	---	3-6	.500	1	4	5	1	4-0	0	1	3	15	7.5
Temple	1-1	24	2-7	.286	1-3	.333	2-4	.500	0	1	1	1	2-0	1	0	0	7	7.0
Koufos	2-2	32	4-10	.400	0-0	---	1-2	.500	4	6	10	1	6-0	0	2	2	9	4.5
Lawson	2-0	54	3-11	.273	1-3	.333	2-4	.500	2	2	4	11	3-0	1	4	0	9	4.5
Richardson	1-0	13	1-2	.500	0-1	.000	0-0	---	0	0	0	1	2-0	0	0	1	2	2.0
Barnes	1-0	15	0-4	.000	0-2	.000	0-0	---	0	4	4	2	1-0	1	2	0	0	0.0
Papagiannis	1-0	5	0-0	---	0-0	---	0-0	---	0	0	0	0	0-0	0	0	0	0	0.0
KINGS	2	480	72-158	.456	22-55	.400	28-41	.683	17	62	79	45	42-0	9	24	11	194	97.0
HORNETS	2	480	70-160	.438	26-75	.347	39-42	.929	20	64	84	50	38-0	14	22	10	205	102.5

2016-17 SEASON SERIES (1-1) CHARLOTTE HORNETS VS. SACRAMENTO

PLAYER	G-GS	MIN	FG-FGA	PCT	3FG-A	PCT	FT-FTA	PCT	OFF	DEF	TOT	AST	PF-DQ	STL	TO	BLK	PTS	AVG
Walker	2-2	75	13-28	.464	5-11	.455	7-8	.875	2	4	6	13	4-0	2	5	1	38	19.0
Batum	2-2	74	10-28	.357	4-12	.333	10-10	1.000	1	12	13	10	3-0	1	7	1	34	17.0
Kaminsky	2-1	60	12-28	.429	7-17	.412	0-0	---	2	15	17	9	5-0	2	0	0	31	15.5
Williams	2-2	67	11-24	.458	5-16	.313	3-3	1.000	2	6	8	1	8-0	2	3	1	30	15.0
Hawes	1-0	28	4-6	.667	0-1	.000	4-4	1.000	2	5	7	1	5-0	0	1	1	12	12.0
Belinelli	2-0	57	7-17	.412	3-11	.273	3-3	1.000	0	3	3	7	3-0	3	2	0	20	10.0
Kidd-Gilchrist	2-2	46	4-11	.364	0-1	.000	7-8	.875	7	11	18	3	5-0	3	0	5	15	7.5
Lamb	1-0	18	3-8	.375	1-4	.250	0-0	---	0	4	4	1	0-0	1	0	0	7	7.0
Hibbert	1-1	12	2-2	1.000	0-0	---	2-2	1.000	1	1	2	1	1-0	0	1	1	6	6.0
Plumlee (TOT)	1-1	15	2-2	1.000	0-0	---	2-2	1.000	1	2	3	0	3-0	0	0	3	6	6.0
Sessions	1-0	21	2-3	.667	1-1	1.000	0-0	---	0	2	2	0	0-0	0	1	0	5	5.0
Wood	1-0	10	1-3	.333	0-1	.000	3-4	.750	3	1	4	0	3-0	0	1	0	5	5.0
Roberts	1-0	12	1-2	.500	0-0	---	0-0	---	0	0	0	4	1-0	0	0	0	2	2.0
Weber (TOT)	1-0	6	0-3	.000	0-1	.000	0-0	---	0	0	0	1	0-0	0	1	0	0	0.0
HORNETS	2	480	70-160	.438	26-75	.347	39-42	.929	20	64	84	50	38-0	14	22	10	205	102.5
KINGS	2	480	72-158	.456	22-55	.400	28-41	.683	17	62	79	45	42-0	9	24	11	194	97.0

CHARLOTTE HORNETS

DATE	W/L	H/A	SCORE	+/-
3/12/89	W	A	114-105	+9
3/20/89	L	H	110-117	-7
1/27/90	W	A	92-85	+7
3/3/90	W	A	104-103	+1
3/8/90	W	H	111-102	+9
3/31/90	L	H	103-115	-12
1/10/91	L	A	59-101	-42
2/27/91	L	H	90-96	-6
1/9/92	L	A	96-109	-13
1/18/92	W	H	119-113	+6
12/4/92	L	H	111-112	-1
1/27/93	L	A	107-117	-10
11/17/93	L	A	113-130	-17
1/13/94	W	H	115-104	+11
2/22/95	L	A	89-100	-11
3/5/95	W	H	88-80	+8
2/8/96	L	A	105-115	-10
3/29/96	W	H	107-101[OT]	+6
1/12/97	L	H	93-97	-4
2/6/97	L	A	100-115	-15
12/2/97	L	A	102-121	-19
1/4/98	W	H	106-90	+16
2/19/98	W	H	106-95	+11
1/25/00	W	A	110-99	+11
3/8/00	W	H	105-92	+13
12/13/00	L	A	90-101	-11
12/28/00	W	H	91-87	+4
3/8/02	W	H	99-87	+12
3/29/02	W	A	92-87	+5
12/7/04	W	H	109-92	+17
3/1/05	L	A	87-94	-7
11/29/05	W	H	110-92	+18
12/19/05	L	A	103-106[OT]	-3
2/28/07	W	H	135-120	+15
3/14/07	L	A	108-111	-3
1/30/08	W	H	105-91	+14
2/22/08	W	A	116-115[OT]	+1
2/25/09	L	H	91-98	-7
3/18/09	L	A	88-104	-16
1/18/10	L	A	103-105	-2
1/30/10	L	H	96-103	-7
1/25/11	L	H	89-94	-5
2/25/11	L	A	98-110	-12
4/22/12	W	A	114-88	+26
1/19/13	W	A	97-93	+4
3/3/13	W	H	119-83	+36
12/17/13	L	A	87-95	-8
1/4/14	L	H	103-113	-10
3/11/15	W	A	113-106	+7
3/20/15	W	H	101-91	+10
11/23/15	L	A	122-127[OT]	-5
1/25/16	L	H	128-129[2OT]	-1
1/28/17	W	A	109-106	+3
2/25/17	L	H	85-99	-14

	OVR	HM	RD
88-89	1-1	0-1	1-0
89-90	3-1	1-1	2-0
90-91	0-2	0-1	0-1
91-92	1-1	1-0	0-1
92-93	0-2	0-1	0-1
93-94	1-1	1-0	0-1
94-95	1-1	1-0	0-1
95-96	1-1	1-0	0-1
96-97	0-2	0-1	0-1
97-98	1-1	1-0	0-1
98-99	1-0	1-0	0-0
99-00	2-0	1-0	1-0
00-01	1-1	1-0	0-1
01-02	2-0	1-0	1-0
04-05	1-1	1-0	0-1
05-06	1-1	1-0	0-1
06-07	1-1	1-0	0-1
07-08	2-0	1-0	1-0
08-09	0-2	0-1	0-1
09-10	0-2	0-1	0-1
10-11	0-2	0-1	0-1
11-12	1-0	0-0	1-0
12-13	2-0	1-0	1-0
13-14	0-2	0-1	0-1
14-15	2-0	1-0	1-0
15-16	0-2	0-1	0-1
16-17	1-1	0-1	1-0

LARRY JOHNSON

CHICAGO BULLS

1901 West Madison Street • Chicago, IL 60612
Phone: (312) 455-4000
Home Court: United Center (20,917) - opened 1994
www.bulls.com

2017-18 SERIES SCHEDULE

Date	Site	Time (PST)
12/1	United Center	5:00pm
2/7	Golden 1 Center	7:00pm

2016-17 VS. BULLS (0-2)

Date	Site	Result
2/3	Sleep Train Arena	L, 102-107
3/21	United Center	L, 102-109

ALL-TIME SERIES (50 years)

	Overall	Home	Road
Sac-Era	28-35	16-16	12-19
All-Time	75-81	43-30	29-46

CURRENT STREAKS

	Overall	Home	Road
Kings	L5	L2	L7

SERIES FACTS

Last Home Win: 2/6/17 (112-107)
Last Road Win: 12/21/09 (102-98)
Last Home Loss: 2/3/16 (102-107)
Last Road Loss: 3/21/16 (102-109)
Biggest Win: 42 (121-79) vs. Chi., 3/13/13
Biggest Loss: 47 (82-129) @ Chi., 2/22/91

HEAD COACH: Fred Hoiberg (College - Iowa State)
ASSOCIATE HEAD COACH: Jim Boylen (College - Maine)
ASSISTANT COACHES: Pete Myers (College - Arkansas-Little Rock)
Randy Brown (College - New Mexico State)
Mike Wilhelm (College - Southampton)
Charlie Henry (College - Madonna University)
DIRECTOR OF SPORTS PERFORMANCE: Chip Schaefer (College - Utah)
HEAD ATHLETIC TRAINER: Jeff Tanaka (College - Cal Poly San Luis Obispo)
STRENGTH COACH: Matt Johnson (College - Wisconsin-La Crosse)

Chairman: Jerry Reinsdorf
President and Chief Operating Officer: Michael Reinsdorf
Executive Vice President-Basketball Operations: John Paxson
General Manager: Gar Forman
Assistant General Manager: Brian Hagen
Senior Director of Public and Media Relations: Tim Hallam
Senior Manager of Public and Media Relations: Matt Yob
Manager of Public and Media Relations: Beth (Esler) Grady
Manager of Public and Media Relations: Kristen Deahl
Radio: WLA (AM 890), Chuck Swirsky, Bill Wennington, Steve Kashul
Radio (Spanish): Univision Deportes Radio (AM 1200), Omar Ramos, Matt Moreno
TV: WGN (Ch. 9), NBC Sports Chicago (cable), Neil Funk, Stacey King

Colors: Red, White, and Black
Founded: 1966-67, Chicago Bulls
NBA Titles Won: 6, last 1997-98
All-Time NBA Record: 2115-1936 (.522)
2016-17 Record: 41-41 (4th in Central)
2016-17 Playoff Results: Lost 2-4 to Boston in First Round

2016-17 SEASON SERIES (0-2) SACRAMENTO KINGS VS. CHICAGO

PLAYER	G-GS	MIN	FG-FGA	PCT	3FG-A	PCT	FT-FTA	PCT	OFF	DEF	TOT	AST	PF-DQ	STL	TO	BLK	PTS	AVG
Cousins	2-2	74	21-44	.477	5-16	.313	13-15	.867	4	24	28	8	9-0	2	4	3	60	30.0
Lawson	2-0	58	10-20	.500	2-4	.500	8-9	.889	2	5	7	13	4-0	1	6	1	30	15.0
Evans (TOT)	1-0	22	6-15	.400	0-3	.000	2-3	.667	0	1	1	6	1-0	1	1	0	14	14.0
Barnes	2-0	54	8-14	.571	4-6	.667	2-2	1.000	1	11	12	6	5-0	0	4	0	22	11.0
Collison	2-2	61	10-24	.417	2-5	.400	0-0	---	2	2	4	7	5-0	2	0	0	22	11.0
Koufos	2-2	46	8-9	.889	0-0	---	1-1	1.000	1	7	8	2	7-0	1	1	4	17	8.5
Temple	1-1	30	3-9	.333	1-4	.250	1-2	.500	0	3	3	3	5-0	2	2	1	8	8.0
Afflalo	2-2	52	5-14	.357	4-7	.571	0-0	---	1	1	2	4	8-0	1	0	1	14	7.0
Tolliver	2-0	55	5-11	.455	2-7	.286	0-0	---	5	2	7	2	1-0	1	3	0	12	6.0
Richardson	2-0	16	3-7	.429	0-3	.000	4-5	.800	0	2	2	0	3-0	0	2	0	10	5.0
Cauley-Stein	2-0	19	4-5	.800	0-0	---	1-3	.333	2	4	6	1	0-0	1	0	0	9	4.5
Galloway (TOT)	1-0	14	1-2	.500	0-0	---	0-0	---	0	0	0	0	0-0	1	0	0	2	2.0
Hield (TOT)	1-1	12	1-5	.200	0-1	.000	0-0	---	0	2	2	0	1-0	0	2	0	2	2.0
McLemore	1-1	16	1-6	.167	0-2	.000	0-0	---	0	1	1	1	1-0	0	2	0	2	2.0
KINGS	2	480	78-163	.479	20-54	.370	30-37	.811	18	62	80	47	48-0	11	27	10	206	103.0
BULLS	2	480	77-164	.470	12-36	.333	48-64	.750	22	61	83	43	35-1	17	19	10	214	107.0

2016-17 SEASON SERIES (2-0) CHICAGO BULLS VS. SACRAMENTO

PLAYER	G-GS	MIN	FG-FGA	PCT	3FG-A	PCT	FT-FTA	PCT	OFF	DEF	TOT	AST	PF-DQ	STL	TO	BLK	PTS	AVG
Wade	2-2	66	21-38	.553	0-2	.000	19-25	.760	3	9	12	7	3-0	5	2	6	61	30.5
Butler	1-1	39	6-14	.429	1-3	.333	10-10	1.000	0	5	5	7	1-0	0	2	0	23	23.0
Grant	1-1	35	4-5	.800	2-3	.667	3-5	.600	2	3	5	3	0-0	0	1	0	13	13.0
Lopez	2-2	61	11-20	.550	0-0	---	4-6	.667	8	6	14	4	5-0	1	3	1	26	13.0
Carter-Williams	2-2	51	9-18	.500	1-3	.333	4-4	1.000	1	12	13	6	4-0	2	1	1	23	11.5
Gibson	2-2	57	9-21	.429	0-1	.000	2-4	.500	0	7	7	1	8-1	2	1	2	20	10.0
Mirotic	2-0	48	8-22	.364	4-11	.364	0-0	---	2	6	8	1	3-0	1	1	0	20	10.0
Morrow (TOT)	1-0	19	2-8	.250	1-2	.500	3-3	1.000	0	0	0	0	1-0	0	0	0	8	8.0
Zipser	2-0	47	4-11	.364	3-8	.375	2-2	1.000	3	3	6	1	3-0	1	2	0	13	6.5
Felicio	1-0	15	1-2	.500	0-0	---	2-2	1.000	2	8	10	1	2-0	0	2	0	4	4.0
Payne (TOT)	1-0	18	2-7	.286	0-3	.000	0-0	---	1	1	2	1	4-0	2	0	0	4	4.0
McDermott	2-0	29	2-6	.333	1-3	.333	1-4	.250	1	0	1	1	2-0	0	2	0	6	3.0
Rondo	2-0	26	2-6	.333	0-2	.000	1-2	.500	0	2	2	10	2-0	5	2	0	5	2.5
Lauvergne (TOT)	2-0	9	1-5	.200	1-2	.500	0-0	---	1	1	2	1	2-0	0	2	0	3	1.5
Portis	1-0	6	0-1	.000	0-0	---	0-0	---	0	0	0	1	2-0	0	0	0	0	0.0
BULLS	2	480	77-164	.470	12-36	.333	48-64	.750	22	61	83	43	35-1	17	19	10	214	107.0
KINGS	2	480	78-163	.479	20-54	.370	30-37	.811	18	62	80	47	48-0	11	27	10	206	103.0

CHICAGO BULLS

DATE	W/L	H/A	SCORE	+/-
12/3/85	W	H	131-118	+13
12/14/85	W	A	108-103	+5
2/16/87	W	A	124-120[OT]	+4
3/21/87	L	H	97-112	-15
2/1/88	W	H	97-95	+2
2/19/88	L	A	90-111	-21
11/22/88	L	H	98-114	-16
2/2/89	L	A	98-109	-11
11/14/89	L	H	94-96	-2
3/24/90	W	A	116-113	+3
2/4/91	L	H	97-108	-11
2/22/91	L	A	82-129	-47
11/30/91	L	H	102-118	-16
12/28/91	L	A	118-127	-9
2/3/93	L	H	88-107	-19
2/15/93	L	A	101-119	-8
11/21/93	W	H	103-101	+2
3/12/94	L	A	94-111	-17
1/13/95	W	A	89-79	+10
2/2/95	W	H	88-68	+20
2/1/96	L	H	85-105	-20
3/19/96	L	A	67-89	-22
1/30/97	L	H	93-111	-18
2/28/97	L	A	108-126	-18
11/23/97	L	H	88-103	-15
2/28/98	L	A	94-109	-15
1/28/00	W	A	102-90	+12
2/8/00	W	H	119-80	+39
10/31/00	W	A	100-81	+19
11/22/00	W	H	100-71	+29
11/16/01	W	H	105-71	+34
3/11/01	W	A	107-103	+4
11/19/02	W	H	111-98	+13
3/29/03	W	A	107-92	+15
11/23/03	W	H	110-99	+11
2/20/04	W	A	91-83	+8
11/16/04	W	H	113-106	+7
2/15/05	L	A	102-107	-5
2/9/06	W	H	98-80	+18
2/14/06	W	A	105-101[OT]	+4
11/3/06	W	A	89-88	+1
2/8/07	W	H	86-77	+9
1/5/08	L	A	93-94	-1
2/2/08	W	H	105-101	+4
1/6/09	L	A	94-99	-5
1/30/09	L	H	88-109	-21
11/17/09	L	H	87-101	-14
12/21/09	W	A	102-98	+4
11/27/10	L	H	85-96	-11
3/21/11	L	A	92-132	-40
12/29/11	L	H	98-108	-10
2/14/12	L	A	115-121	-6
10/31/12	L	A	87-93	-6
3/13/13	W	H	121-79	+42
2/3/14	W	H	99-70	+29
3/15/14	L	A	87-94	-7
11/20/14	W	H	103-88	+15
2/10/15	L	A	86-104	-18
2/3/16	L	H	102-107	-5
3/21/16	L	A	102-109	-7
1/21/17	L	A	99-102	-3
2/6/17	L	H	107-112	-5

	OVR	HM	RD	NTL
66-67	4-5	2-1	2-3	0-1
67-68	2-5	1-2	1-1	0-2
68-69	5-1	2-0	2-1	1-0
69-70	3-3	2-0	0-2	1-1
70-71	0-4	0-1	0-2	0-1
71-72	1-3	1-1	0-2	
72-73	2-5	1-2	1-3	
73-74	2-5	1-3	1-2	
74-75	5-4	3-1	2-3	
75-76	6-1	4-0	2-1	
76-77	2-2	1-1	1-1	
77-78	4-0	2-0	2-0	
78-79	4-0	2-0	2-0	
79-80	3-3	2-0	0-3	1-0
80-81	0-2	0-1	0-1	
81-82	1-1	1-0	0-1	
82-83	2-0	1-0	1-0	
83-84	1-1	1-0	0-1	
84-85	0-2	0-1	0-1	
85-86	2-0	1-0	1-0	
86-87	1-1	0-1	1-0	
87-88	1-1	1-0	0-1	
88-89	0-2	0-1	0-1	
89-90	1-1	0-1	1-0	
90-91	0-2	0-1	0-1	
91-92	0-2	0-1	0-1	
92-93	0-2	0-1	0-1	
93-94	1-1	1-0	0-1	
94-95	2-0	1-0	1-0	
95-96	0-2	0-1	0-1	
96-97	0-2	0-1	0-1	
97-98	0-2	0-1	0-1	
98-99	0-0	0-0	0-0	
99-00	2-0	1-0	1-0	
00-01	2-0	1-0	1-0	
01-02	2-0	1-0	1-0	
02-03	2-0	1-0	1-0	
03-04	2-0	1-0	1-0	
04-05	1-1	1-0	0-1	
05-06	2-0	1-0	1-0	
06-07	2-0	1-0	1-0	
07-08	1-1	1-0	0-1	
08-09	0-2	0-1	0-1	
09-10	1-1	0-1	1-0	
10-11	0-2	0-1	0-1	
11-12	0-2	0-1	0-1	
12-13	1-1	1-0	0-1	
13-14	1-1	1-0	0-1	
14-15	1-1	1-0	0-1	
15-16	0-2	0-1	0-1	
16-17	0-2	0-1	0-1	



MICHAEL JORDAN

CLEVELAND CAVALIERS

Quicken Loans Arena • One Center Court • Cleveland, OH 44115-4001
Phone: (216) 420-2000
Home Court (Capacity): Quicken Loans Arena (20,562) - opened 1994
www.cavs.com

2017-18 SERIES SCHEDULE

Date	Site	Time (PST)
12/6	Quicken Loans Arena	4:00pm
12/27	Golden 1 Center	7:00pm

2016-17 VS. CAVALIERS (1-1)

Date	Site	Result
1/13	Golden 1 Center	L, 120-108
1/25	Quicken Loans Arena	W, 116-112

ALL-TIME SERIES (46 years)

	Overall	Home	Road
Sac-Era	22-39	14-17	8-22
All-Time	56-59	35-22	20-37

CURRENT STREAKS

	Overall	Home	Road
Kings	W1	L3	W1

SERIES FACTS

Last Home Win: 1/11/15 (103-84)
Last Road Win: 1/25/17 (116-112)
Last Home Loss: 1/25/17 (108-120)
Last Road Loss: 2/8/16 (100-120)
Biggest Win: 44 (124-80) vs. Clev., 1/12/14
Biggest Loss: 33 (91-124) @ Clev., 12/5/74

HEAD COACH: Tyronn Lue (College - Nebraska)
ASSOCIATE HEAD COACH: Larry Drew (College - Missouri)
ASSISTANT COACHES: Jim Boylan (College - Marquette)
Mike Longabardi (College - Frostburg State)
James Posey (College - Xavier (Ohio))
Damon Jones (College - Houston)
DIRECTOR OF PLAYER DEVELOPMENT/ASSISTANT COACH:
Phil Handy (College - Hawaii)
HEAD ATHLETIC TRAINER: Steve Spiro (College - Miami (FL))
STRENGTH-AND-CONDITIONING COACH: Derek Millender
(College - South Alabama)

Majority Owner/Chairman: Dan Gilbert
General Manager: Koby Altman
Assistant General Manager: Mike Gansey
Senior Vice President, Communications/Broadcasting: Tad Carper
Director of Basketball Communications: B.J. Evans
Basketball Communications Senior Manager: Jeff Schaefer
Sports Communications Coordinator: Cherome Owens
Senior Director of Corporate Communications: Phyllis Salem
Radio: WTAM (1100 AM), John Michael, Jim Chones, Mike Snyder
Radio (Spanish): LA MEGA (87.7 FM), Rafael Hernández Brito
TV: Fox Sports Ohio, Fred McLeod, Austin Carr, Allie Clifton

Colors: Wine and Gold
Founded: 1970-71, Cleveland Cavaliers
NBA Titles Won: 1, 2016 NBA Champions
All-Time NBA Record: 1779-2027 (.467)
2016-17 Record: 51-31 (1st in Central)
2016-17 Playoff Results: Won 4-0 over Indiana in First Round, Won 4-0 over Toronto in Eastern Conference Semifinals, Won 4-1 over Boston in Eastern Conference Finals, Lost 1-4 to Golden State in NBA Finals

2016-17 SEASON SERIES (1-1) SACRAMENTO KINGS VS. CLEVELAND

PLAYER	G-GS	MIN	FG-FGA	PCT	3FG-A	PCT	FT-FTA	PCT	OFF	DEF	TOT	AST	PF-DQ	STL	TO	BLK	PTS	AVG
Cousins	2-2	78	20-46	.435	1-10	.100	13-18	.722	2	16	18	20	6-0	4	8	1	54	27.0
Gay	1-1	35	8-14	.571	3-3	1.000	4-5	.800	5	5	10	2	5-0	0	2	4	23	23.0
Collison	2-2	58	13-24	.542	5-9	.556	5-5	1.000	1	3	4	9	5-0	2	4	1	36	18.0
Hield (TOT)	2-2	52	7-17	.412	5-8	.625	4-4	1.000	0	7	7	3	4-0	0	3	1	23	11.5
Lawson	2-0	43	9-16	.563	0-3	.000	4-5	.800	0	5	5	8	3-0	1	4	0	22	11.0
Afflalo	2-1	57	7-11	.636	5-7	.714	0-0	---	0	2	2	3	6-0	1	4	0	19	9.5
Temple	2-2	72	6-13	.462	2-7	.286	3-3	1.000	0	6	6	3	4-0	7	4	1	17	8.5
Galloway (TOT)	2-0	42	4-14	.286	4-12	.333	3-3	1.000	1	6	7	3	4-0	1	0	1	15	7.5
Barnes	2-0	34	6-15	.400	2-9	.222	0-0	---	3	8	11	3	7-0	1	2	0	14	7.0
Evans (TOT)	2-0	30	5-17	.294	1-4	.250	2-2	1.000	1	4	5	9	3-0	1	3	0	13	6.5
Richardson	2-0	15	5-6	.833	1-2	.500	1-1	1.000	1	2	3	1	3-0	1	1	0	12	6.0
Tolliver	2-1	54	5-15	.333	1-6	.167	0-0	---	3	5	8	1	6-0	2	2	0	11	5.5
Cauley-Stein	2-0	27	3-8	.375	0-0	---	2-2	1.000	3	7	10	0	2-0	1	0	1	8	4.0
Koufos	2-1	24	2-5	.400	0-0	---	2-2	1.000	4	7	11	1	3-0	0	1	0	6	3.0
Casspi	1-0	6	1-1	1.000	0-0	---	0-0	---	0	1	1	1	0-0	0	0	0	2	2.0
McLemore	1-0	1	0-1	.000	0-0	---	0-0	---	0	0	0	0	0-0	0	0	0	0	0.0
KINGS	2	505	85-175	.486	20-56	.357	34-41	.829	22	67	89	52	50-0	20	33	8	224	112.0
CAVALIERS	2	505	84-169	.497	30-75	.400	34-56	.607	23	63	86	56	41-0	20	30	9	232	116.0

2016-17 SEASON SERIES (1-1) CLEVELAND CAVALIERS VS. SACRAMENTO

PLAYER	G-GS	MIN	FG-FGA	PCT	3FG-A	PCT	FT-FTA	PCT	OFF	DEF	TOT	AST	PF-DQ	STL	TO	BLK	PTS	AVG
Irving	2-2	77	19-41	.463	3-11	.273	5-6	.833	1	4	5	11	8-0	3	6	2	46	23.0
James	2-2	87	14-27	.519	1-7	.143	11-14	.786	4	11	15	26	5-0	3	10	2	40	20.0
Love	2-2	70	13-32	.406	5-15	.333	5-8	.625	9	24	33	6	4-0	1	6	0	36	18.0
Dero. Williams	2-2	65	11-18	.611	4-9	.444	9-9	1.000	0	4	4	13	4-0	0	7	0	35	17.5
Shumpert	2-2	54	12-18	.667	8-13	.615	0-0	---	0	3	3	2	2-0	4	0	0	32	16.0
Korver (TOT)	3-1	91	17-30	.567	13-21	.619	0-0	---	2	4	6	5	5-0	3	3	1	47	15.7
Korver (CLE)	2-0	59	11-19	.579	8-13	.615	0-0	---	2	4	6	5	4-0	2	1	1	30	15.0
Frye	2-0	38	6-13	.462	4-10	.400	2-2	1.000	0	2	2	1	5-0	3	2	1	18	9.0
R. Jefferson	1-0	21	2-3	.667	1-2	.500	3-5	.600	1	2	3	2	2-0	0	1	0	8	8.0
Thompson	2-2	58	5-9	.556	0-1	.000	5-12	.417	4	8	12	1	8-0	2	0	3	15	7.5
Felder	2-0	12	2-3	.667	0-0	---	1-4	.250	0	0	0	1	2-0	2	3	0	5	2.5
J. Jones	2-0	15	0-2	.000	0-2	.000	2-5	.400	1	3	4	0	0-0	0	0	0	2	1.0
Liggins	2-0	15	0-2	.000	0-1	.000	0-0	---	1	2	3	1	1-0	0	1	0	0	0.0
McRae	1-0	1	0-0	---	0-0	---	0-0	---	0	0	0	0	0-0	0	0	0	0	0.0
CAVALIERS	2	505	84-169	.497	30-75	.400	34-56	.607	23	63	86	56	41-0	20	30	9	232	116.0
KINGS	2	505	85-175	.486	20-56	.357	34-41	.829	22	67	89	52	50-0	20	33	8	224	112.0

CLEVELAND CAVALIERS

DATE	W/L	H/A	SCORE	+/-
11/7/85	L	H	94-95	-1
1/11/86	L	A	101-105	-4
11/11/86	W	H	119-114	+5
2/18/87	L	A	119-129	-10
12/11/87	L	H	113-115	-2
2/15/88	L	A	95-104	-9
2/3/89	L	A	94-110	-16
3/7/89	L	H	95-105	-10
12/9/89	L	H	101-108	-7
3/26/90	L	A	95-116	-21
2/20/91	L	A	104-118	-14
3/8/91	W	H	87-79	+8
2/21/92	L	A	102-119	-17
3/4/92	L	H	108-109	-1
11/15/92	W	H	109-107	+7
12/18/92	L	A	108-119	-11
1/22/94	L	H	109-119[OT]	-10
3/8/94	L	A	82-103	-21
11/20/94	W	H	96-88	+8
3/22/95	L	A	89-101	-12
3/17/96	L	A	84-115	-31
3/31/96	W	H	105-100[OT]	+5
11/24/96	L	A	74-103	-29
3/11/97	L	H	85-88	-3
1/22/98	L	A	96-112	-16
3/19/98	L	H	85-90	-5
2/19/99	W	H	106-95	+11
1/4/00	W	A	111-107	+4
1/16/00	W	H	113-102	+11
11/1/00	L	A	100-102[2OT]	-2
1/10/01	W	H	108-103	+5
11/6/01	W	A	115-99	+16
1/15/02	W	H	109-102	+7
10/29/02	W	H	94-67	+27
11/26/02	W	A	91-85	+6
10/29/03	W	H	106-92	+14
1/22/04	W	A	95-99	+6
1/20/05	W	H	123-96	+27
4/1/05	W	A	128-109	+19
12/6/05	L	H	97-102	-5
3/1/06	W	A	97-90	+7
1/9/07	L	H	98-108	-10
3/13/07	L	A	100-124	-24
11/9/07	L	H	91-93	-2
1/4/08	L	A	93-97	-4
1/27/09	L	A	110-117	-7
3/13/09	L	H	123-126[OT]	-3
12/23/09	L	H	104-117[OT]	-13
3/28/10	L	A	90-97	-7
10/30/10	W	A	107-104	+3
3/16/11	L	H	93-97	-4
2/19/12	L	A	92-93	-1
1/2/13	W	A	97-94	+3
1/14/13	W	H	124-118	+6
1/12/14	W	H	124-80	+44
2/11/14	L	A	99-109	-10
1/11/15	W	H	103-84	+19
1/30/15	L	A	90-101	-11
2/8/16	L	A	100-120	-20
3/9/16	L	H	111-120	-9
1/13/17	L	H	108-120	-12
1/25/17	W	H	116-112[OT]	+4

	OVR	HM	RD	NTL
70-71	5-1	3-0	2-1	
71-72	6-2	3-0	2-2	1-0
72-73	2-2	2-0	0-2	
73-74	4-0	2-0	2-0	
74-75	2-2	2-0	0-2	
75-76	3-1	2-0	1-1	
76-77	1-3	0-2	1-1	
77-78	2-2	1-1	1-1	
78-79	3-1	2-0	1-1	
79-80	0-2	0-1	0-1	
80-81	2-0	1-0	1-0	
81-82	1-1	1-0	0-1	
82-83	1-1	1-0	0-1	
83-84	2-0	1-0	1-0	
84-85	0-2	0-1	0-1	
85-86	0-2	0-1	0-1	
86-87	1-1	1-0	0-1	
87-88	0-2	0-1	0-1	
88-89	0-2	0-1	0-1	
89-90	0-2	0-1	0-1	
90-91	1-1	1-0	0-1	
91-92	0-2	0-1	0-1	
92-93	1-1	1-0	0-1	
93-94	0-2	0-1	0-1	
94-95	1-1	1-0	0-1	
95-96	1-1	1-0	0-1	
96-97	0-2	0-1	0-1	
97-98	0-2	0-1	0-1	
98-99	0-0	0-0	0-0	
99-00	2-0	1-0	1-0	
00-01	1-1	1-0	0-1	
01-02	2-0	1-0	1-0	
02-03	2-0	1-0	1-0	
03-04	2-0	1-0	1-0	
04-05	2-0	1-0	1-0	
05-06	1-1	0-1	1-0	
06-07	0-2	0-1	0-1	
07-08	0-2	0-1	0-1	
08-09	0-2	0-1	0-1	
09-10	0-2	0-1	0-1	
10-11	1-1	0-1	1-0	
11-12	0-1	0-0	0-1	
12-13	2-0	1-0	1-0	
13-14	1-1	1-0	0-1	
14-15	1-1	1-0	0-1	
15-16	0-2	0-1	0-1	
16-17	1-1	0-1	1-0	

LENNY WILKENS

DALLAS MAVERICKS

American Airlines Center • 2500 Victory Avenue • Dallas, TX 75219
Phone: (214) 747-6287
Home Court (Capacity): American Airlines Center (19,200) - opened 2001
www.mavs.com

2017-18 SERIES SCHEDULE

Date	Site	Time (PST)
10/20	American Airlines Center	5:30pm
2/3	Golden 1 Center	7:00pm
2/13	American Airlines Center	5:30pm
3/27	Golden 1 Center	7:00pm

2016-17 VS. MAVERICKS (2-1)

Date	Site	Result
12/7	American Airlines Arena	W, 120-89
12/18	American Airlines Arena	L, 99-79
4/1	Golden 1 Center	W, 98-87

ALL-TIME SERIES (36 years)

	Overall	Home	Road
Sac-Era	54-75	35-29	17-48
All-Time	66-92	45-34	21-58

CURRENT STREAKS

	Overall	Home	Road
Kings	W1	W3	L1

SERIES FACTS
Last Home Win: 4/4/17 (98-87)
Last Road Win: 12/7/16 (120-89)
Last Home Loss: 2/5/15 (78-101)
Last Road Loss: 12/18/16 (79-99)
Biggest Win: 58 (139-81) vs. Dallas, 12/29/92
Biggest Loss: 40 (71-111) @ Dallas, 11/12/88

HEAD COACH: Rick Carlisle (College - Virginia)
ASSISTANT COACHES: Melvin Hunt (College - Baylor)
Kaleb Canales (College - UT-Arlington)
Jamahl Mosley (College - Colorado)
Darrell Armstrong (College - Fayetteville State (NC))
Larry Shyatt (College - Akron)
HEAD ATHLETIC TRAINER: Casey Smith (College - Arizona State)

Owner: Mark Cuban
Chief Operating Officer: Floyd Jahner
President of Basketball Operations/GM: Donn Nelson
Vice President of Basketball Communications: Sarah Melton
Director of Basketball Communications: Scott Tomlin
Basketball Communications Manager: Alan Rakowski

Radio: ESPN Radio (103.3 FM), Chuck Cooperstein, Brad Davis
Radio (Spanish): KFLC (Univision 1270 AM), Victor Villalba
TV: FOX Sports Southwest (cable), Mark Followill, Derek Harper, Jeff Wade

Colors: Blue, Black, Silver
Founded: 1980-81 expansion team, Dallas Mavericks
NBA Titles Won: 1, 2010-11
All-Time NBA Record: 1515-1471 (.507)
2016-17 Record: 33-49 (5th in Southwest)
2016-17 Playoff Results: Did not qualify

2016-17 SEASON SERIES (2-1) SACRAMENTO KINGS VS. DALLAS

PLAYER	G-GS	MIN	FG-FGA	PCT	3FG-A	PCT	FT-FTA	PCT	OFF	DEF	TOT	AST	PF-DQ	STL	TO	BLK	PTS	AVG
Cousins	2-2	67	22-40	.550	4-8	.500	9-13	.692	2	17	19	7	6-0	0	4	4	57	28.5
Gay	1-1	31	8-14	.571	1-3	.333	2-2	1.000	1	2	3	4	1-0	3	2	0	19	19.0
Papagiannis	1-0	28	6-10	.600	0-0	---	1-2	.500	1	3	4	1	3-0	0	4	1	13	13.0
Galloway (TOT)	3-1	87	13-24	.542	7-11	.636	3-4	.750	1	8	9	4	1-0	0	6	0	36	12.0
Galloway (SAC)	1-1	37	5-10	.500	2-4	.500	3-4	.750	1	6	7	1	0-0	0	4	0	15	15.0
McLemore	3-2	74	13-29	.448	7-13	.538	3-4	.750	0	7	7	2	7-0	3	4	0	36	12.0
Hield (TOT)	3-2	70	12-27	.444	7-14	.500	4-4	1.000	1	9	10	6	3-0	0	2	0	35	11.7
Hield (SAC)	1-1	30	5-14	.357	4-7	.571	2-2	1.000	1	3	4	3	0-0	0	2	0	16	16.0
Collison	2-2	55	6-18	.333	2-7	.286	7-9	.778	1	3	4	6	2-0	0	5	0	21	10.5
Casspi	1-0	18	5-7	.714	0-1	.000	0-0	---	0	5	5	3	1-0	0	1	0	10	10.0
Temple	3-1	85	7-22	.318	5-15	.333	6-7	.857	1	12	13	15	9-0	5	7	2	25	8.3
Lawson	2-0	50	7-18	.389	2-5	.400	0-0	---	0	4	4	4	2-0	3	2	0	16	8.0
Cauley-Stein	3-1	64	11-21	.524	0-0	---	0-4	.000	6	19	25	2	6-0	6	2	0	22	7.3
Koufos	2-2	40	7-7	1.000	0-0	---	0-0	---	3	10	13	0	6-0	3	3	0	14	7.0
Labissiere	2-1	36	3-7	.429	1-1	1.000	4-4	1.000	3	5	8	1	2-0	2	4	0	11	5.5
Barnes	2-0	48	4-9	.444	1-5	.200	0-0	---	1	5	6	5	7-0	2	1	0	9	4.5
Evans (TOT)	2-1	40	3-13	.231	0-4	.000	2-2	1.000	1	3	4	6	2-0	1	1	0	8	4.0
Evans (SAC)	1-1	28	2-9	.222	0-2	.000	2-2	1.000	1	3	4	5	1-0	1	1	0	6	6.0
Tolliver	2-0	26	2-6	.333	1-4	.250	2-2	1.000	1	6	7	2	1-0	0	1	2	7	3.5
Richardson	1-0	2	0-0	---	0-0	---	0-0	---	0	0	0	0	0-0	0	0	0	0	0.0
KINGS	3	720	113-241	.469	30-75	.400	41-55	.745	23	110	133	61	54-0	28	49	9	297	99.0
MAVERICKS	3	720	98-235	.417	35-106	.330	44-56	.786	23	100	123	58	48-0	26	50	20	275	91.7

2016-17 SEASON SERIES (1-2) DALLAS MAVERICKS VS. SACRAMENTO

PLAYER	G-GS	MIN	FG-FGA	PCT	3FG-A	PCT	FT-FTA	PCT	OFF	DEF	TOT	AST	PF-DQ	STL	TO	BLK	PTS	AVG
Williams	2-2	65	11-18	.611	4-9	.444	9-9	1.000	0	4	4	13	4-0	0	7	0	35	17.5
Matthews	2-2	68	12 -23	.522	7-14	.500	0-0	---	0	6	6	2	4-0	2	3	1	31	15.5
Curry	1-0	29	5-10	.500	3-6	.500	0-0	---	0	5	5	4	0-0	2	2	0	13	13.0
Barnes	3-3	90	14-41	.341	2-8	.250	7-10	.700	5	10	15	4	3-0	3	5	1	37	12.3
Finney-Smith	3-2	75	11-22	.500	6-13	.462	4-4	1.000	1	5	6	5	7-0	5	8	3	32	10.7
Barea	1-0	15	3-7	.429	3-6	.500	0-0	---	0	4	4	4	0-0	0	2	0	9	9.0
Powell	3-1	78	10-22	.455	2-8	.250	3-4	.750	4	14	18	7	5-0	3	2	2	25	8.3
D. Harris	3-0	52	9-18	.500	3-10	.300	3-4	.750	0	11	11	4	3-0	1	3	0	24	8.0
Noel (TOT)	3-1	49	9-11	.818	0-0	---	6-9	.667	4	10	14	4	6-0	5	3	4	24	8.0
Noel (DAL)	1-1	21	3-4	.750	0-0	---	3-4	.750	2	8	10	2	1-0	2	1	2	9	9.0
Anderson	2-0	18	3-9	.333	0-2	.000	9-10	.900	2	2	4	0	0-0	2	2	0	15	7.5
Ferrell (TOT)	2-1	41	5-15	.333	2-10	.200	0-0	---	1	0	1	6	2-0	0	5	2	12	6.0
Ferrell (DAL)	1-1	25	3-9	.333	1-6	.167	0-0	---	0	0	0	5	1-0	0	3	1	7	7.0
Brussino	3-1	47	5-17	.294	2-12	.167	4-5	.800	3	5	8	6	2-0	3	4	0	16	5.3
Uthoff	1-0	21	2-8	.250	0-3	.000	0-0	---	1	1	2	1	1-0	1	1	0	4	4.0
Gibson	2-0	30	3-12	.250	1-5	.200	0-0	---	0	2	2	1	3-0	1	1	0	7	3.5
Hammons	3-0	53	3-12	.250	1-4	.250	2-6	.333	1	13	14	0	9-0	1	2	7	9	3.0
Mejri	2-2	35	1-3	.333	0-0	---	0-0	---	4	10	14	0	5-0	0	1	3	2	1.0
Liggins (TOT)	2-0	15	0-2	.000	0-1	.000	0-0	---	1	2	3	1	1-0	0	1	0	0	0.0
MAVERICKS	3	720	98-235	.417	35-106	.330	44-56	.786	23	100	123	58	48-0	26	50	20	275	91.7
KINGS	3	720	113-241	.469	30-75	.400	41-55	.745	23	110	133	61	54-0	28	49	9	297	99.0

DALLAS MAVERICKS

DATE	W/L	H/A	SCORE	+/-
11/2/85	L	A	113-119	-6
11/29/85	L	A	111-133	-22
1/21/86	W	H	119-110	+9
3/9/86	L	H	102-117	-15
3/12/86	W	A	127-120^{OT}	+7
4/7/86	W	H	122-115	+7
11/26/86	L	A	117-129	-12
12/2/86	L	H	124-127	-3
2/12/87	W	H	129-125	+4
2/25/87	L	A	101-108	-7
3/19/87	L	H	104-105	-1
4/18/87	L	A	121-125	-4
11/21/87	L	H	96-103	-7
12/9/87	L	A	98-125	-27
12/29/87	L	A	117-126	-9
2/4/88	W	H	118-101	+17
3/2/88	L	A	90-115	-25
4/12/88	L	H	96-104	-8
11/12/88	L	A	71-111	-40
1/3/89	W	H	123-96	+27
3/18/89	W	H	100-90	+10
4/7/89	L	A	102-115	-13
11/7/89	H	W	96-94	+2
12/23/89	L	A	95-102	-7
1/26/90	L	A	93-106	-13
2/6/90	L	H	90-100	-10
12/4/90	W	H	103-83	+20
12/29/90	L	A	79-90	-11
3/18/91	L	A	86-104	-18
4/9/91	W	H	113-104	+9
12/21/91	L	A	85-109	-24
2/3/92	W	H	99-95	+4
3/20/92	W	A	125-96	+29
4/5/92	W	A	103-89	+14
12/29/92	W	A	139-81	+58
1/29/93	W	A	130-120	+10
3/13/93	W	H	122-94	+28
4/17/93	W	A	108-107^{OT}	+1
1/2/94	W	H	119-116	+3
1/29/94	L	A	101-108	-7
4/5/94	L	H	80-88	-8
4/16/94	W	A	106-98	+8
11/7/94	L	A	94-96	-2
1/24/95	W	H	110-109^{2OT}	+1
1/28/95	W	A	87-84	+3
3/14/95	L	H	90-91	-1
1/23/96	L	H	109-111	-2
2/21/96	L	A	91-93	-2
4/2/96	W	A	104-97	+7
4/9/96	W	H	95-86	+9
11/2/96	L	A	107-94	+13
12/12/96	W	H	93-86	+7
2/4/97	L	A	96-104	-8
3/16/97	L	H	88-89	-1
11/18/97	W	H	102-95	+7
12/20/97	W	A	89-88	+1
1/8/98	W	A	103-92	+11
4/5/98	W	H	105-99	+6
2/27/99	L	A	90-97	-7
3/7/99	W	H	94-89	+5
3/20/99	L	A	90-104	-14
4/24/99	W	H	105-102	+3
11/19/99	W	A	103-94	+9
12/26/99	W	H	118-111	+7
3/6/99	W	H	130-109	+21
4/4/00	L	A	102-105	-3
11/12/00	W	A	109-84	+25
1/15/01	W	H	116-105	+11
4/1/01	L	H	107-119	-12
4/13/01	L	A	97-101	-4
11/29/01	L	H	110-98	+12
12/2/01	L	H	114-120^{OT}	-6
2/23/02	L	A	97-111	-14
4/14/02	L	H	100-113	-13
1/15/03	W	H	123-94	+29
2/4/03	W	A	110-109	+1
2/27/03	W	A	126-124^{OT}	+2
3/16/03	L	H	123-129^{OT}	-6
12/25/03	L	H	103-111	-8
1/25/04	L	A	99-108	-9
3/11/04	W	H	120-102	+18
4/1/04	L	A	117-127	-10
11/2/04	L	A	98-107	-9
2/11/05	L	H	113-115	-2
2/24/05	L	A	113-122	-9
3/24/05	W	H	109-101	+8
12/22/05	L	H	95-105	-10
3/12/06	W	H	85-80	+5
4/4/06	L	A	101-127	-26
12/1/06	L	A	90-109	-19
12/18/06	L	H	91-109	-18
1/27/07	L	A	104-106	-2
4/3/07	L	H	93-97	-4
11/3/07	L	A	102-123	-21
1/14/08	W	H	122-120	+2
2/29/08	L	A	106-115	-9
11/29/08	L	H	78-101	23
1/11/09	W	H	102-95	+7
2/10/09	L	A	100-118	-18
2/21/09	L	A	95-116	-21
11/20/09	L	A	102-104	-2
1/2/10	L	H	91-99	-8
3/5/10	L	A	100-108	-8
4/10/10	L	H	108-126	-18
12/4/10	L	H	103-105	-2
2/9/11	L	H	100-102	-2
2/16/11	L	A	100-116	-16
1/14/12	L	A	60-99	-39
3/9/12	W	H	110-97	+13
4/10/12	L	A	100-110	-10
12/10/12	L	A	96-119	-23
1/10/13	L	H	112-117^{OT}	-5
2/13/13	L	A	100-123	-23
4/5/13	L	H	108-117	-9
12/9/13	W	H	112-97	+15
1/31/14	L	A	103-107	-4
3/29/14	L	A	100-103	-3
4/6/14	L	H	91-93	-2
11/11/14	L	A	98-106	-8
1/13/15	L	H	104-108^{OT}	-4
2/5/15	L	H	78-101	-23
11/30/15	W	H	112-98	+14
1/5/16	L	A	116-117^{2OT}	-1
3/3/16	W	A	104-101	+3
3/27/16	W	H	133-111	+22

	OVR	HM	RD
80-81	6-0	3-0	3-0
81-82	2-4	2-1	0-3
82-83	3-3	1-2	2-1
83-84	3-3	3-0	0-3
84-85	1-5	1-2	0-3
85-86	3-3	2-1	1-2
86-87	1-5	1-2	0-3
87-88	1-5	1-2	0-3
88-89	2-2	2-0	0-2
89-90	1-3	1-1	0-2
90-91	2-2	2-0	0-2
91-92	3-1	2-0	1-1
92-93	4-0	2-0	2-0
93-94	2-2	1-1	1-1
94-95	2-2	1-1	1-1
95-96	2-2	1-1	1-1
96-97	2-2	1-1	1-1
97-98	4-0	2-0	2-0
98-99	2-2	2-0	0-2
99-00	3-1	2-0	1-1
00-01	2-2	1-1	1-1
01-02	1-3	0-2	1-1
02-03	3-1	1-1	2-0
03-04	1-3	1-1	0-2
04-05	1-3	1-1	0-2
05-06	1-2	1-1	0-1
06-07	0-4	0-2	0-2
07-08	1-2	1-0	0-2
08-09	1-3	1-1	0-2
09-10	0-4	0-2	0-2
10-11	0-3	0-2	0-1
11-12	1-2	1-0	0-2
12-13	0-4	0-2	0-2
13-14	1-3	1-1	0-2
14-15	0-3	0-2	0-1
15-16	3-1	2-0	1-1
16-17	2-1	1-0	1-1

ROLANDO BLACKMAN



DENVER NUGGETS

Pepsi Center, 1000 Chopper Circle • Denver, CO 80204
Phone: (303) 405-1100
Home Court (capacity): Pepsi Center (19,155) - opened 1999
www.nuggets.com

2017-18 SERIES SCHEDULE

Date	Site	Time (PST)
10/21	Pepsi Center	6:00pm
11/20	Golden 1 Center	7:00pm
3/11	Pepsi Center	2:00pm

2016-17 VS. NUGGETS (2-2)

Date	Site	Result
1/3	Pepsi Center	W, 120-113
2/23	Golden 1 Center	W, 116-100
3/6	Pepsi Center	L, 108-96
3/11	Golden 1 Center	L, 92-105

ALL-TIME SERIES (39 years)

	Overall	Home	Road
Sac-Era	65-63	45-19	20-44
All-Time	88-88	61-27	27-61

CURRENT STREAKS

	Overall	Home	Road
Kings	L2	L1	L1

SERIES FACTS

Last Home Win: 2/23/17 (116-100)
Last Road Win: 1/3/17 (120-113)
Last Home Loss: 3/11/17 (92-105)
Last Road Loss: 3/06/17 (96-108)
Biggest Win: 44 (146-102) vs. Den., 12/22/83
Biggest Loss: 33 (85-118) vs. Den., 12/6/08

HEAD COACH: Michael Malone (College - Loyola (MD))
ASSISTANT COACHES: Wes Unseld Jr. (College - John Hopkins)
David Adelman (College - Portland State)
Micah Nori (College - Indiana)
Jordi Fernandez
Bob Weiss (College - Penn State)
Ryan Bowen (College - Iowa)
PLAYER DEVELOPMENT: John Beckett (College - Eckerd College (FLA))
Stephen Graham (College - Oklahoma State)
Ognjen Stojakovic
HEAD ATHLETIC TRAINER: Dan Shimensky (College - Utah)
STRENGTH-AND-CONDITIONING COACH: Felipe Eichenberger (College - Northwestern Oklahoma State)

Owner: E. Stanley Kroenke
President & Governor: Josh Kroenke
President of Basketball Operations: Tim Connelly
General Manager: Arturas Karnisovas
Director of Media Relations: Tim Gelt
Media Relations Manager: Nick O'Hayre
Media Relations Coordinator: Cody Wise
Media Relations Associate: Steven Blevins
Director of Player Services and Broadcast Relations: Tim Dixon
Radio: Altitude Radio Network, Jason Kosmicki
TV: Altitude Sports & Entertainment, Chris Marlowe, Scott Hastings

Colors: Blue and Gold
Founded: 1967-68, Denver Rockets; 1974-75, Denver Nuggets; Former member of ABA
NBA Titles Won: None
All-Time NBA Record: 2016-2042 (.497)
2016-17 Record: 40-42 (4th in Northwest)
2016-17 Playoff Results: Did not qualify

2016-17 SEASON SERIES (2-2) SACRAMENTO KINGS VS. DENVER

PLAYER	G-GS	MIN	FG-FGA	PCT	3FG-A	PCT	FT-FTA	PCT	OFF	DEF	TOT	AST	PF-DQ	STL	TO	BLK	PTS	AVG
Cousins	1-1	34	10-25	.400	3-7	.429	8-8	1.000	0	6	6	6	3-0	0	0	1	31	31.0
Collison	4-4	117	25-45	.556	5-9	.556	11-12	.917	1	7	8	27	3-0	3	4	1	66	16.5
Evans (TOT)	3-0	71	15-34	.441	5-11	.455	8-12	.667	1	12	13	7	1-0	3	8	1	43	14.3
Evans (SAC)	3-0	71	15-34	.441	5-11	.455	8-12	.667	1	12	13	7	1-0	3	8	1	43	14.3
Cauley-Stein	4-2	100	22-45	.489	0-0	---	8-9	.889	5	16	21	6	9-1	1	8	1	52	13.0
Hield (TOT)	4-1	96	18-33	.545	6-13	.462	9-10	.900	3	13	16	7	2-0	3	7	0	51	12.8
Hield (SAC)	3-1	79	16-25	.640	6-10	.600	9-10	.900	2	13	15	4	1-0	3	7	0	47	15.7
Koufos	4-4	103	24-36	.667	0-0	---	2-3	.667	8	20	28	3	11-0	3	4	3	50	12.5
Afflalo	3-2	74	12-26	.462	4-10	.400	1-1	1.000	0	5	5	4	4-0	2	3	0	29	9.7
Labissiere	3-0	53	12-22	.545	0-0	---	5-9	.556	7	8	15	3	6-0	1	5	0	29	9.7
Lawson	3-2	89	9-26	.346	1-6	.167	8-10	.800	5	5	10	15	10-1	7	3	0	27	9.0
McLemore	3-2	51	6-12	.500	4-7	.571	2-2	1.000	0	6	6	1	8-0	0	2	0	18	6.0
Barnes	1-1	28	2-6	.333	1-4	.250	0-0	---	0	3	3	3	1-0	1	0	0	5	5.0
Temple	2-0	43	5-14	.357	0-6	.000	0-0	---	3	4	7	8	1-0	2	1	2	10	5.0
Tolliver	4-1	91	5-19	.263	3-11	.273	2-2	1.000	2	13	15	8	3-0	1	4	0	15	3.8
Papagiannis	1-0	2	1-1	1.000	0-0	---	0-0	---	0	1	1	0	0-0	0	0	0	2	2.0
Galloway (TOT)	3-0	18	2-7	.286	0-1	.000	1-1	1.000	0	4	4	1	1-0	1	0	0	5	1.7
Galloway (SAC)	2-0	7	0-2	.000	0-0	---	0-0	---	0	2	2	0	0-0	0	0	0	0	0.0
Casspi	1-0	17	0-3	.000	0-1	.000	0-0	---	1	4	5	1	1-0	1	0	0	0	0.0
KINGS	4	960	164-341	.481	32-82	.390	64-78	.821	35	125	160	96	62-2	28	51	9	424	106.0
NUGGETS	4	960	157-329	.477	52-137	.380	60-73	.822	30	129	159	101	70-0	35	58	16	426	106.5

2016-17 SEASON SERIES (2-2) DENVER NUGGETS VS. SACRAMENTO

PLAYER	G-GS	MIN	FG-FGA	PCT	3FG-A	PCT	FT-FTA	PCT	OFF	DEF	TOT	AST	PF-DQ	STL	TO	BLK	PTS	AVG
Harris	4-4	138	30-52	.577	12-23	.522	5-6	.833	2	7	9	9	2-0	8	4	1	77	19.3
Gallinari	4-4	128	23-39	.590	8-16	.500	18-19	.947	1	20	21	11	4-0	2	4	1	72	18.0
Chandler	4-3	131	26-59	.441	10-29	.345	8-11	.727	5	23	28	8	13-0	3	7	1	70	17.5
Nurkic	1-0	18	6-8	.750	0-0	---	4-4	1.000	1	5	6	4	1-0	1	2	1	16	16.0
Jokic	3-3	84	16-30	.533	2-7	.286	8-8	1.000	6	25	31	9	7-0	3	4	1	42	14.0
Plumlee (TOT)	6-4	169	26-39	.667	0-1	.000	23-36	.639	13	42	55	28	22-1	7	16	8	75	12.5
Plumlee (DEN)	3-1	74	9-15	.600	0-0	---	10-15	.667	5	16	21	14	9-0	4	11	4	28	9.3
Nelson	4-3	112	13-29	.448	5-13	.385	1-2	.500	1	7	8	20	9-0	6	5	1	32	8.0
Barton	4-0	91	12-33	.364	5-16	.313	1-2	.500	2	9	11	8	7-0	2	7	2	30	7.5
Arthur	3-0	50	7-18	.389	5-11	.455	2-2	1.000	0	8	8	4	7-0	2	2	3	21	7.0
Mudiay	1-1	28	2-8	.250	1-5	.200	0-0	---	1	1	2	6	1-0	0	1	0	5	5.0
Murray	4-0	71	8-25	.320	2-13	.154	2-2	1.000	2	3	5	6	7-0	3	6	0	20	5.0
Hibbert (TOT)	2-1	13	2-2	1.000	0-0	---	2-2	1.000	1	2	3	1	1-0	0	1	1	6	3.0
Hibbert (DEN)	1-0	1	0-0	---	0-0	---	0-0	---	0	1	1	0	0-0	0	0	0	0	0.0
Hernangomez	4-0	17	3-5	.600	2-4	.500	1-2	.500	1	2	3	1	1-0	1	0	0	9	2.3
Beasley	1-0	1	1-1	1.000	0-0	---	0-0	---	0	1	1	0	0-0	0	0	0	2	2.0
Faried	1-1	14	1-7	.143	0-0	---	0-0	---	3	1	4	1	2-0	0	3	1	2	2.0
Miller	1-0	2	0-0	---	0-0	---	0-0	---	0	0	0	0	0-0	0	0	0	0	0.0
NUGGETS	4	960	157-329	.477	52-137	.380	60-73	.822	30	129	159	101	70-0	35	58	16	426	106.5
KINGS	4	960	164-341	.481	32-82	.390	64-78	.821	35	125	160	96	62-2	28	51	9	424	106.0

DENVER NUGGETS

DATE	W/L	H/A	SCORE	+/-
10/26/85	L	A	112-123	-11
11/23/85	L	A	118-122	-4
1/4/86	W	H	112-107	+5
1/28/86	W	H	125-120	+5
3/16/86	L	A	113-119	-6
3/18/86	W	H	117-113	+4
11/12/86	W	A	110-108	+2
12/16/86	L	H	119-120	-1
1/6/87	W	H	112-104	+8
1/31/87	L	A	113-142	-29
3/2/87	W	A	117-114	+3
4/16/87	W	H	123-117	+6
11/10/87	W	H	134-123	+11
11/14/87	L	A	109-130	-21
12/2/87	L	A	120-147	-27
3/7/88	W	H	116-114^{OT}	+2
3/29/88	L	H	103-107	-4
3/31/88	L	A	111-121	-10
12/1/88	L	H	126-133^{OT}	-7
1/16/89	L	A	110-116	-6
4/4/89	L	A	124-128	-4
4/13/89	W	H	121-112	+9
11/8/89	L	A	84-102	-18
12/15/89	L	A	112-121	-9
1/4/90	L	H	98-112	-14
4/10/90	L	H	113-121	-8
11/29/90	L	A	128-136	-8
12/26/90	L	H	112-128	-16
3/29/91	L	A	122-140	-18
4/18/91	W	H	123-104	+19
1/13/92	L	A	109-111	-2
1/21/92	W	H	94-85	+9
3/17/92	L	A	100-118	-18
4/9/92	W	H	124-107	+17
11/25/92	L	A	99-114	-15
1/5/93	W	H	126-106	+20
2/5/93	L	A	103-116	-13
4/6/93	L	H	100-101	-1
11/5/93	W	H	109-100	+9
1/8/94	L	A	98-104	-6
2/4/94	L	H	83-108	-25
3/18/94	W	A	115-103	+12
11/25/94	W	H	108-105^{OT}	+3
3/16/95	L	A	101-123	-22
3/20/95	W	H	91-89	+2
4/23/95	L	A	89-102	-13
11/28/95	W	H	91-85	+6
1/4/96	W	H	126-96	+30
1/20/96	W	A	115-110	+5
4/15/96	W	A	90-86	+4
12/18/96	L	A	79-95	-16
1/7/97	L	H	96-109	-13
3/1/97	W	A	113-107	+6
3/5/97	W	H	105-100	+5
11/25/97	W	H	97-93	+4
2/4/98	W	A	101-99	+2
2/12/98	W	H	87-84	+3
4/9/98	L	A	103-128	-25
4/10/99	W	H	110-104	+6
4/17/99	W	H	119-97	+22
5/3/99	W	A	112-104	+8
11/14/99	W	H	126-116	+10
12/16/99	L	A	106-116	-10
2/10/00	W	H	96-84	+12
2/21/00	L	A	117-123^{OT}	-6
1/21/01	L	A	93-106	-13
2/16/01	W	H	117-84	+33
3/9/01	W	H	110-104	+6
4/18/01	L	A	100-110	-10
11/3/01	W	A	106-94	+12
1/16/02	W	A	112-107	+5
2/1/02	W	H	132-96	+36
3/21/02	W	H	118-82	+36
12/4/02	W	A	92-90	+2
12/6/02	W	H	98-77	+21
1/4/03	W	A	87-76	+11
4/11/03	W	H	105-103	+2
11/1/03	L	A	88-109	-21
1/11/04	W	H	117-106	+11
2/8/04	W	H	115-92	+23
4/12/04	L	A	89-97	-8
11/14/04	W	H	101-89	+12
1/11/05	W	H	109-100	+9
3/26/05	L	A	99-113	-14
11/9/05	L	A	91-107	-16
11/11/05	W	H	101-85	+16
1/31/06	W	H	98-91	+7
4/15/06	W	A	100-82	+18
12/22/06	W	A	101-96	+5
2/3/07	W	H	94-87	+7
3/11/07	L	H	101-113	-12
4/4/07	L	A	115-120	-5
12/8/07	L	A	97-101	-4
12/23/07	L	H	105-106	-1
4/5/08	W	A	118-115	+3
12/6/08	L	H	85-118	-33
1/20/09	L	A	99-118	-19
3/8/09	W	H	114-106	+8
4/13/09	L	A	98-118	-20
12/28/09	W	H	106-101	+5
1/9/10	W	H	102-100	+2
2/1/10	L	A	109-112^{OT}	-3
1/1/11	L	A	86-104	-18
1/6/11	W	H	122-102	+20
3/30/11	L	A	90-104	-14
4/1/11	L	H	90-99	-9
1/4/12	L	A	83-110	-27
1/25/12	L	H	93-122	-29
3/5/12	L	A	116-119^{OT}	-3
12/16/12	L	H	97-122	-25
1/26/13	L	A	93-121	-28
3/5/13	L	H	113-120	-7
3/23/13	L	A	95-101	-6
10/30/13	W	H	90-88	+2
1/26/14	L	H	117-125	-8
2/23/14	W	A	109-95	+14
11/3/14	W	A	110-105	+5
11/5/14	W	H	131-109	+22
1/9/15	L	H	108-118	-10
4/12/15	L	A	111-122	-11
2/19/16	W	H	116-110	+6
2/23/16	W	A	114-110	+4
4/2/16	W	A	115-106	+9

	OVR	HM	RD
76-77	1-3	1-1	0-2
77-78	2-2	2-0	0-2
78-79	3-1	1-1	2-0
79-80	6-0	3-0	3-0
80-81	2-4	1-2	1-2
81-82	2-4	2-1	0-3
82-83	3-3	3-0	0-3
83-84	2-4	2-1	0-3
84-85	2-4	1-2	1-2
85-86	3-3	3-0	0-3
86-87	4-2	2-1	2-1
87-88	2-4	2-1	0-3
88-89	1-3	1-1	0-2
89-90	0-4	0-2	0-2
90-91	1-3	1-1	0-2
91-92	2-2	2-0	0-2
92-93	1-3	1-1	0-2
93-94	2-2	1-1	1-1
94-95	2-2	2-0	0-2
95-96	4-0	2-0	2-0
96-97	2-2	1-1	1-1
97-98	3-1	2-0	1-1
98-99	3-0	2-0	1-0
99-00	2-2	2-0	0-2
00-01	2-2	2-0	0-2
01-02	4-0	2-0	2-0
02-03	4-0	2-0	2-0
03-04	2-2	2-0	0-2
04-05	2-1	2-0	0-1
05-06	3-1	2-0	1-1
06-07	2-2	1-1	1-1
07-08	1-2	0-1	1-1
08-09	1-3	1-1	0-2
09-10	2-1	2-0	0-1
10-11	1-3	1-1	0-2
11-12	0-3	0-1	0-2
12-13	0-4	0-2	0-2
13-14	2-1	1-1	1-0
14-15	2-2	1-1	1-1
15-16	3-0	1-0	2-0
16-17	2-2	1-1	1-1

ALEX ENGLISH



DETROIT PISTONS

The Palace of Auburn Hills • 6 Championship Drive • Auburn Hills, MI 48326
Phone: (248) 377-0100
Home Court (capacity): The Palace of Auburn Hills (21,165) - opened 1988
www.pistons.com

2017-18 SERIES SCHEDULE

Date	Site	Time (PST)
11/4	Palace of Auburn Hills	4:00pm
3/19	Golden 1 Center	7:00pm

2016-17 VS. PISTONS (2-0)

Date	Site	Result
1/10	Golden 1 Center	W, 100-94
1/23	Palace of Auburn Hills	W, 109-104

ALL-TIME SERIES (68 years)

	Overall	Home	Road
Sac-Era	26-36	15-15	10-21
All-Time	119-133		

CURRENT STREAKS

	Overall	Home	Road
Kings	W2	W2	W1

SERIES FACTS

Last Home Win: 1/10/17 (100-94)
Last Road Win: 1/23/17 (109-104)
Last Home Loss: 12/13/14 (90-95)
Last Road Loss: 3/18/16 (108-115)
Biggest Win: 34 (130-96) vs. Det., 12/31/57
Biggest Loss: 44 (100-144) @ Det., 2/18/73

PRESIDENT OF BASKETBALL OPERATIONS/HEAD COACH: Stan Van Gundy (College - SUNY-Brockport)
ASSOCIATE HEAD COACH: Bob Beyer (College - Alfred)
ASSISTANT COACHES: Malik Allen (College - Villanova)
Tim Hardaway (College - Texas-El Paso)
Charles Klask (College - Michigan State)
Rex Walters (College - Kansas)
Aaron Gray (College - Pittburgh)
DIRECTOR OF PLAYER DEVELOPMENT/ASSISTANT COACH: Otis Smith (College - Jacksonville)
DIRECTOR OF SPORTS MEDICINE/HEAD ATHLETIC TRAINER: Jon Ishop (College - Texas at Austin)
STRENGTH & CONDITIONING COACH: Jordan Sabourin (College - Oakland)

Principal Owner: Tom Gores
Vice Chairman: Arn Tellem
President & CEO, Palace Sports & Ent./Pistons: Dennis Mannion
General Manager: Jeff Bower
Vice President, Public Relations: Kevin Grigg
Sr. Director, Public Relations: Cletus Lewis
Public Relations Managers: Michelle Fikany, Michael Horan
Radio: 97.1 The Ticket, George Blaha, Mark Champion, Rick Mahorn
TV (cable): FS Detroit, George Blaha, Greg Kelser

Colors: Red, White, Blue
Founded: 1948-49, Fort Wayne Pistons; 1957-58, Detroit Pistons
NBA Titles Won: 3, 1988-89, 1989-90, 2003-04
All-Time NBA Record: 2340-2491 (.484)
2016-17 Record: 37-45 (5th in Central)
2016-17 Playoff Results: Did not qualify

2016-17 SEASON SERIES (2-0) SACRAMENTO KINGS VS. DETROIT

PLAYER	G-GS	MIN	FG-FGA	PCT	3FG-A	PCT	FT-FTA	PCT	OFF	DEF	TOT	AST	PF-DQ	STL	TO	BLK	PTS	AVG
Cousins	2-2	63	16-35	.457	5-8	.625	9-15	.600	6	20	26	12	6-0	4	9	3	46	23.0
Lawson	2-0	47	9-20	.450	2-4	.500	7-8	.875	2	2	4	8	3-0	1	4	0	27	13.5
Cauley-Stein	1-0	21	5-8	.625	0-0	---	2-2	1.000	3	2	5	0	0-0	1	0	1	12	12.0
Tolliver	2-1	60	6-15	.400	4-9	.444	7-8	.875	4	2	6	4	2-0	1	0	0	23	11.5
Gay	1-1	38	3-11	.273	1-2	.500	4-4	1.000	2	5	7	4	5-0	3	7	1	11	11.0
Temple	2-2	64	7-14	.500	4-6	.667	4-5	.800	1	3	4	4	7-0	2	2	0	22	11.0
Collison	2-2	53	8-14	.571	3-5	.600	2-2	1.000	0	4	4	7	1-0	1	4	0	21	10.5
Barnes	1-0	25	4-9	.444	1-3	.333	1-1	1.000	1	7	8	2	3-0	1	2	0	10	10.0
Evans (TOT)	1-0	18	3-7	.429	0-2	.000	3-4	.750	0	0	0	1	0-0	0	1	0	9	9.0
Koufos	2-1	34	8-12	.667	0-0	---	2-2	1.000	1	10	11	0	3-0	0	2	1	18	9.0
Afflalo	2-1	40	3-10	.300	2-7	.286	2-2	1.000	0	3	3	3	0-0	0	0	0	10	5.0
Hield (TOT)	1-1	21	2-7	.286	1-6	.167	0-0	---	0	6	6	1	3-0	1	1	0	5	5.0
Richardson	1-0	14	2-4	.500	0-0	---	1-2	.500	0	0	0	1	0-0	1	0	0	5	5.0
Casspi	1-0	18	1-3	.333	0-0	---	2-4	.500	2	8	10	0	2-0	1	0	0	4	4.0
McLemore	1-0	2	0-0	---	0-0	---	0-0	---	0	0	0	1	0-0	0	0	0	0	0.0
KINGS	2	480	72-155	.465	22-44	.500	43-55	.782	22	66	88	46	32-0	16	31	6	209	104.5
PISTONS	2	480	77-164	.470	22-55	.400	22-33	.667	14	59	73	41	45-0	20	28	10	198	99.0

2016-17 SEASON SERIES (2-0) DETROIT PISTONS VS. SACRAMENTO

PLAYER	G-GS	MIN	FG-FGA	PCT	3FG-A	PCT	FT-FTA	PCT	OFF	DEF	TOT	AST	PF-DQ	STL	TO	BLK	PTS	AVG
Jackson	2-2	66	14-27	.519	6-10	.600	3-5	.600	1	4	5	14	8-0	0	8	0	37	18.5
Caldwell-Pope	2-2	76	10-26	.385	7-16	.438	8-9	.889	1	9	10	6	2-0	4	2	1	35	17.5
Harris	2-1	65	14-27	.519	3-9	.333	2-2	1.000	2	5	7	3	4-0	1	3	2	33	16.5
Leuer	1-1	28	6-11	.545	3-4	.750	0-0	---	0	4	4	4	5-0	0	2	0	15	15.0
Drummond	2-2	71	10-16	.625	0-1	.000	3-11	.273	5	19	24	2	9-0	6	5	7	23	11.5
Morris	2-2	69	9-22	.409	2-7	.286	2-2	1.000	1	5	6	2	5-0	2	2	0	22	11.0
Marjanovic	1-0	10	3-7	.429	0-0	---	2-2	1.000	1	3	4	0	0-0	0	0	0	8	8.0
Bullock	1-0	11	3-6	.500	1-4	.250	0-0	---	0	4	4	1	0-0	0	0	0	7	7.0
Smith	2-0	30	3-7	.429	0-1	.000	2-2	1.000	0	3	3	3	1-0	3	3	0	8	4.0
Baynes	2-0	20	2-5	.400	0-0	---	0-0	---	2	1	3	1	6-0	1	2	0	4	2.0
Ellenson	1-0	7	1-3	.333	0-2	.000	0-0	---	1	1	2	2	1-0	0	0	0	2	2.0
Johnson	2-0	26	2-7	.286	0-1	.000	0-0	---	0	1	1	3	4-0	3	0	0	4	2.0
Hilliard	1-0	0	0-0	---	0-0	---	0-0	---	0	0	0	0	0-0	0	0	0	0	0.0
PISTONS	2	480	77-164	.470	22-55	.400	22-33	.667	14	59	73	41	45-0	20	28	10	198	99.0
KINGS	2	480	72-155	.465	22-44	.500	43-55	.782	22	66	88	46	32-0	16	31	6	209	104.5

DETROIT PISTONS

DATE	W/L	H/A	SCORE	+/-
12/7/85	W	A	122-112	+10
12/17/85	W	H	132-121	+11
12/10/86	L	A	101-108	-7
1/24/87	W	H	138-113	+25
2/23/88	L	H	105-121	-16
3/14/88	L	A	97-109	-12
1/29/89	L	A	97-122	-25
2/16/89	L	H	84-95	-11
11/28/89	L	H	81-93	-12
3/6/90	L	A	91-101	-10
11/25/90	L	A	92-105	-13
12/8/90	L	H	93-104	-11
1/8/92	L	A	95-114	-19
3/14/92	L	H	83-89	-6
3/16/93	L	H	110-113	-3
4/2/93	L	A	100-109	-9
12/30/93	L	A	97-91	+6
3/14/94	L	H	102-108	-6
1/5/95	W	H	94-88	+6
2/20/95	L	A	93-99	-6
2/3/96	W	A	94-85	+9
2/26/96	L	H	78-93	-15
12/1/96	L	A	66-95	-29
1/22/97	W	H	97-92	+5
2/23/98	L	A	85-111	-26
3/4/98	W	H	109-89	+20
2/2/00	W	A	113-110	+3
3/24/00	W	H	113-103	+10
11/3/00	W	A	100-93	+7
3/22/01	W	H	103-98	+5
12/18/01	W	H	102-98	+4
4/3/02	W	A	107-86	+21
2/25/03	W	H	81-75	+6
3/30/03	L	A	88-99	-11
11/11/03	W	H	97-91	+6
2/11/04	W	A	96-94	+2
3/6/05	W	H	100-85	+15
3/30/05	L	A	82-99	-17
11/8/05	L	H	88-102	-14
12/14/05	L	A	98-109	-11
11/8/06	W	H	99-86	+13
1/20/07	L	A	74-91	-17
11/18/07	W	H	105-95	+10
1/18/08	W	A	100-93	+7
11/11/08	L	H	92-100	-8
1/2/09	L	A	92-98	-6
2/10/10	W	A	103-97	+6
2/23/10	L	H	89-101	-12
11/14/10	L	H	94-100	-6
1/15/11	L	A	106-110	-4
2/17/12	L	A	108-114	-6
3/14/12	L	H	112-124	-12
11/7/12	W	H	105-103	+2
1/1/13	L	A	97-103	-6
11/15/13	L	H	90-97	-7
3/11/14	L	A	89-99	-10
12/13/14	L	H	90-95	-5
1/4/15	L	A	95-114	-19
11/11/15	W	H	101-92	+9
3/18/16	L	A	108-115	-7
1/10/17	W	H	100-94	+6
1/23/17	W	A	109-104	+5

	OVR	HM	RD
57-72	68-71		
72-73	3-3	3-0	0-3
73-74	2-4	2-1	0-3
74-75	6-2	4-0	2-2
75-76	2-5	2-2	0-3
76-77	0-4	0-2	0-2
77-78	3-1	2-0	1-1
78-79	2-2	2-0	0-2
79-80	2-0	1-0	1-0
80-81	1-1	1-0	0-1
81-82	0-2	0-1	0-1
82-83	2-0	1-0	1-0
83-84	1-1	1-0	0-1
84-85	1-1	1-0	0-1
85-86	2-0	1-0	1-0
86-87	1-1	1-0	0-1
87-88	0-2	0-1	0-1
88-89	0-2	0-1	0-1
89-90	0-2	0-1	0-1
90-91	0-2	0-1	0-1
91-92	0-2	0-1	0-1
92-93	0-2	0-1	0-1
93-94	1-1	0-1	1-0
94-95	1-1	1-0	0-1
95-96	1-1	0-1	1-0
96-97	1-1	1-0	0-1
97-98	1-1	1-0	0-1
98-99	0-0	0-0	0-0
99-00	2-0	1-0	1-0
00-01	2-0	1-0	1-0
01-02	2-0	1-0	1-0
02-03	1-1	1-0	0-1
03-04	2-0	1-0	1-0
04-05	1-1	1-0	0-1
05-06	0-2	0-1	0-1
06-07	1-1	1-0	0-1
07-08	2-0	1-0	1-0
08-09	0-2	0-1	0-1
09-10	1-1	0-1	1-0
10-11	0-2	0-1	0-1
11-12	0-2	0-1	0-1
12-13	1-1	1-0	0-1
13-14	0-2	0-1	0-1
14-15	0-2	0-1	0-1
15-16	1-1	1-0	0-1
16-17	2-0	1-0	1-0

ISIAH THOMAS

GOLDEN STATE WARRIORS

1011 Broadway • Oakland, CA 94607
Phone: (510) 986-2200
Home Court (capacity): ORACLE Arena (19,596) - opened 1997
www.warriors.com

2017-18 SERIES SCHEDULE

Date	Site	Time (PST)
11/27	Oracle Arena	7:30pm
2/2	Golden 1 Center	7:30pm
3/16	Oracle Arena	7:30pm
3/31	Golden 1 Center	7:00pm

2016-17 VS. WARRIORS (1-3)

Date	Site	Result
1/8	Golden 1 Center	L, 117-106
2/4	Golden 1 Center	W, 109-106
2/15	Oracle Arena	L, 109-86
3/24	Oracle Arena	L, 100-114

ALL-TIME SERIES (67 years)

	Overall	Home	Road
Sac-Era	65-72	42-26	23-46
All-Time	186-199		

CURRENT STREAKS

	Overall	Home	Road
Kings	L2	W1	L8

SERIES FACTS
Last Home Win: 2/4/17 (109-106)
Last Road Win: 3/27/13 (105-98)
Last Home Loss: 1/8/17 (106-117)
Last Road Loss: 3/24/17 (100-114)
Biggest Win: 32 (85-53) vs. Phil., 11/5/49
Biggest Loss: 62 (91-153) @ GS, 11/2/91

HEAD COACH: Steve Kerr (College - Arizona)
ASSISTANT COACHES: Ron Adams (College - Fresno Pacific)
Mike Brown (College - San Diego)
Jarron Collins (College - Stanford)
ASSISTANT COACH/PLAYER DEVELOPMENT:
Chris DeMarco (College - Domincan)
Bruce Fraser (College - Arizona)
Willie Green (College - Detroit)
HEAD ATHLETIC TRAINER: Drew Yoder (College -Kansas State)

Co-Executive Chairman & CEO: Joe Lacob
Co-Executive Chairman: Peter Guber
President & COO: Rick Welts
President, Basketball Operations/General Manager: Bob Myers
Vice President, Communications: Raymond Ridder
Director, Public Relations: Brett Winkler
Director, Public Relations: Michael Ravina
Director, Publication and Statistical Information: Darryl Arata
Assistant, Public Relations: Cole Lawrence
Radio: KGMZ FM (95.7 The Game), Tim Roye
TV: NBC Sports Bay Area (cable), Bob Fitzgerald, Jim Barnett

Colors: Warriors Royal Blue, California Golden Yellow
Founded: 1946-47, Philadelphia Warriors; 1962-63, San Francisco Warriors; 1971-72, Golden State Warriors
NBA Titles Won: 5, 1946-47, 1955-56, 1974-75, 2014-15, 2016-17
All-Time NBA Record: 2657-2899 (.478)
2016-17 Record: 67-15 (1st in Pacific)
2016-17 Playoff Results: Won 4-0 over Portland in First Round; Won 4-0 over Utah in Western Conference Semifinals; Won 4-0 over San Antonio in Western Conference Finals; Won 4-1 over Cleveland in NBA Finals.

2016-17 SEASON SERIES (1-3) SACRAMENTO KINGS VS. GOLDEN STATE

PLAYER	G-GS	MIN	FG-FGA	PCT	3FG-A	PCT	FT-FTA	PCT	OFF	DEF	TOT	AST	PF-DQ	STL	TO	BLK	PTS	AVG
Gay	1-1	35	9-17	.529	2-6	.333	3-4	.750	0	1	1	3	3-0	2	4	2	23	23.0
Cousins	3-3	92	23-55	.418	2-11	.182	14-16	.875	3	23	26	19	10-0	3	17	4	62	20.7
Collison	3-3	91	19-31	.613	3-8	.375	5-6	.833	0	4	4	8	3-0	3	8	1	46	15.3
Lawson	3-1	66	15-24	.625	3-6	.500	9-12	.750	0	3	3	9	5-0	3	7	0	42	14.0
Cauley-Stein	3-1	69	18-34	.529	0-0	---	3-3	1.000	4	11	15	4	5-0	4	5	2	39	13.0
Hield (TOT)	4-2	98	15-37	.405	6-19	.316	4-4	1.000	4	14	18	10	8-0	2	6	2	40	10.0
Hield (SAC)	1-1	33	7-14	.500	4-9	.444	4-4	1.000	2	6	8	7	3-0	2	3	0	22	22.0
McLemore	3-2	84	10-26	.385	4-12	.333	6-8	.750	1	5	6	5	5-0	4	3	1	30	10.0
Tolliver	3-1	97	10-21	.476	6-12	.500	4-6	.667	5	12	17	5	3-0	4	3	1	30	10.0
Temple	2-1	58	7-14	.500	3-6	.500	2-4	.500	0	3	3	6	4-0	3	4	2	19	9.5
Galloway (TOT)	4-0	88	12-37	.324	8-21	.381	5-6	.833	2	8	10	4	4-0	5	5	0	37	9.3
Galloway (SAC)	1-0	25	3-8	.375	2-3	.667	0-0	---	0	2	2	0	1-0	0	2	0	8	8.0
Barnes	3-0	84	9-26	.346	3-12	.250	5-6	.833	6	25	31	8	6-0	3	3	1	26	8.7
Richardson	2-0	33	5-11	.455	0-1	.000	2-2	1.000	1	6	7	3	4-0	1	1	0	12	6.0
Papagiannis	2-0	34	5-9	.556	0-1	.000	1-1	1.000	3	5	8	1	2-0	0	3	2	11	5.5
Labissiere	2-0	37	5-13	.385	0-1	.000	0-0	---	1	9	10	9	2-0	0	3	1	10	5.0
Afflalo	4-3	89	4-18	.222	3-8	.375	3-4	.750	0	7	7	4	3-0	2	2	0	14	3.5
Koufos	4-3	55	3-13	.231	0-0	---	1-2	.500	1	15	16	5	9-0	1	3	2	7	1.8
KINGS	4	985	152-334	.455	35-96	.365	62-78	.795	27	137	164	96	68-0	35	77	19	401	100.3
WARRIORS	4	985	166-349	.476	48-140	.343	66-83	.795	39	137	176	124	70-0	45	56	34	446	111.5

2016-17 SEASON SERIES (3-1) GOLDEN STATE WARRIORS VS. SACRAMENTO

PLAYER	G-GS	MIN	FG-FGA	PCT	3FG-A	PCT	FT-FTA	PCT	OFF	DEF	TOT	AST	PF-DQ	STL	TO	BLK	PTS	AVG
Curry	4-4	142	35-74	.473	20-44	.455	15-17	.882	3	18	21	36	7-0	11	13	2	105	26.3
Thompson	4-4	140	33-76	.434	14-37	.378	7-11	.636	6	14	20	7	7-0	3	9	1	87	21.8
Durant	3-3	111	21-40	.525	3-14	.214	14-16	.875	0	23	23	15	2-0	3	5	13	59	19.7
Green	4-4	124	18-44	.409	7-23	.304	7-11	.636	3	18	21	27	10-0	8	15	5	50	12.5
Clark	3-0	45	9-21	.429	2-6	.333	2-2	1.000	0	1	1	4	5-0	0	0	0	22	7.3
Pachulia	2-2	41	5-9	.556	0-0	---	4-4	1.000	7	8	15	5	6-0	5	3	1	14	7.0
Iguodala	4-0	112	10-22	.455	2-7	.286	2-4	.500	4	16	20	12	6-0	3	2	3	24	6.0
Livingston	4-0	70	10-14	.714	0-0	---	2-2	1.000	0	5	5	2	2-0	2	1	1	22	5.5
McGee	4-2	46	9-14	.643	0-0	---	4-4	1.000	9	14	23	2	8-0	1	1	0	22	5.5
West	2-0	29	5-8	.625	0-0	---	0-0	---	2	6	8	6	4-0	2	1	3	10	5.0
McAdoo	3-0	27	4-8	.500	0-0	---	3-4	.750	1	2	3	1	0-0	0	0	1	11	3.7
Looney	3-0	30	3-5	.600	0-1	.000	3-4	.750	0	5	5	3	6-0	5	2	1	9	3.0
McCaw	3-1	43	3-9	.333	0-6	.000	2-2	1.000	1	4	5	2	4-0	2	1	2	8	2.7
Barnes (TOT)	1-0	14	1-2	.500	0-1	.000	0-0	---	1	3	4	1	2-0	0	0	1	2	2.0
Barnes (GS)	1-0	14	1-2	.500	0-1	.000	0-0	---	1	3	4	1	2-0	0	0	1	2	2.0
D. Jones	1-0	6	0-0	---	0-0	---	1-2	.500	2	0	2	0	1-0	0	0	0	1	1.0
Weber	1-0	6	0-3	.000	0-1	.000	0-0	---	0	0	0	1	0-0	0	1	0	0	0.0
WARRIORS	4	985	166-349	.476	48-140	.343	66-83	.795	39	137	176	124	70-0	45	56	34	446	111.5
KINGS	4	985	152-334	.455	35-96	.365	62-78	.795	27	137	164	96	68-0	35	77	19	401	100.3

GOLDEN STATE WARRIORS

DATE	W/L	H/A	SCORE	+/-
11/10/85	L	A	111-117	-6
11/14/85	W	H	112-103	+9
12/26/85	L	A	121-131	-10
1/17/86	W	A	125-111	+14
2/23/86	W	H	127-124	+3
11/28/86	L	H	97-103	-6
1/2/87	L	A	109-115	-6
1/20/87	W	H	123-114	+9
3/10/87	L	A	114-125	-11
4/11/87	L	H	118-124^{OT}	-6
11/6/87	W	H	134-106	+28
2/9/88	L	A	99-117	-18
3/23/88	L	A	118-126	-8
4/10/88	W	H	121-115	+7
4/22/88	W	A	117-109	+8
1/21/89	L	H	111-136	-25
2/9/89	W	H	142-117	+25
3/4/89	L	A	143-155	-12
3/5/89	W	H	110-96	+14
4/15/89	W	A	114-110	+4
11/22/89	L	A	109-133	-24
12/8/89	W	A	126-121	+5
12/12/89	L	H	103-118	-15
1/24/90	W	H	129-99	+30
3/11/90	L	A	116-123	-7
11/17/90	L	A	111-112	-1
1/3/91	W	H	131-113	+18
3/5/91	W	H	100-92	+8
3/10/91	L	A	87-97	-10
4/6/91	W	H	119-108	+11
11/2/91	L	A	91-153	-62
12/7/91	L	A	120-124	-4
3/2/92	L	H	98-118	-20
3/31/92	L	H	136-148^{2OT}	-12
4/3/92	L	A	116-124^{OT}	-8
12/12/92	L	H	120-124	-4
1/18/93	W	A	111-107	+4
2/13/93	L	H	110-111	-1
3/19/93	L	H	101-113	-12
4/21/93	L	A	105-132	-27
12/17/93	L	H	94-109	-15
1/4/94	L	A	112-115	-3
2/15/94	L	A	113-123	-10
4/21/94	L	A	96-121	-25
4/24/94	W	H	105-97	+8
12/10/94	W	H	106-94	+12
12/13/94	W	A	112-107	+5
1/19/95	W	H	112-103	+9
3/17/95	W	H	128-110	+18
4/20/95	W	A	112-98	+14
1/6/96	W	H	115-106	+9
1/26/96	L	A	118-124	-6
3/10/96	W	A	96-95	+1
4/21/96	W	H	107-100	+7
2/16/97	W	H	105-85	+2
3/9/97	L	A	98-102	-4
4/11/97	W	H	97-87	+10
4/19/97	W	A	122-120^{OT}	+2
12/7/97	W	H	99-84	+15
12/13/97	L	A	91-95^{OT}	-4
2/13/98	W	A	109-92	+17
3/9/98	L	H	88-93	-5
3/15/99	W	A	111-105	+6
4/21/99	W	H	103-94	+9
4/26/99	L	A	89-114	-25
11/26/99	W	H	124-95	+29
12/20/99	L	A	99-111	-12
1/15/00	W	A	114-99	+15
4/13/00	W	H	130-107	+23

DATE	W/L	H/A	SCORE	+/-
11/8/00	W	H	115-84	+31
11/10/00	W	A	114-107^{OT}	+7
1/30/01	W	H	105-79	+26
2/28/01	W	A	122-101	+21
1/18/02	W	H	121-97	+24
3/1/02	W	A	116-108	+8
4/10/02	W	A	118-116	+2
4/16/02	W	H	120-106	+14
11/13/02	W	A	104-93	+11
12/22/02	W	H	103-88	+15
1/20/03	W	A	102-80	+22
3/18/03	W	H	117-91	+26
11/16/03	W	H	106-104	+2
12/26/03	L	A	91-98	-7
3/9/04	W	H	96-92	+4
4/14/04	L	A	91-97	-6
12/26/04	L	H	94-98	-4
2/2/05	W	A	111-107^{OT}	+4
3/17/05	L	A	97-100	-3
3/20/05	L	H	94-104	-10
11/30/05	L	A	106-113	-7
2/21/06	W	H	102-77	+25
3/26/06	L	H	83-90	-7
3/31/06	W	A	96-93	+3
11/16/06	L	A	105-117	-12
12/12/06	L	A	113-126	-13
12/30/06	W	H	119-96	+23
4/13/07	L	H	108-125	-17
11/28/07	L	H	96-103	-7
2/9/08	L	A	102-105	-3
3/18/08	W	H	122-105	+17
4/8/08	L	A	132-140	-8
11/9/08	W	H	115-98	+17
1/14/09	W	A	135-133^{3OT}	+2
4/1/09	L	A	141-143^{OT}	-2
4/5/09	L	H	100-105	-5
11/8/09	W	H	120-107	+13
1/8/10	L	A	101-108	-7
1/26/10	W	H	99-96	+3
2/17/10	L	A	98-130	-32
12/21/10	L	H	109-117^{OT}	-8
1/21/11	L	A	112-119^{OT}	-7
3/14/11	W	H	129-119	+10
4/10/11	W	A	104-103	+1
1/31/12	L	A	90-93	-3
2/4/12	W	H	114-106^{OT}	+8
3/13/12	L	H	89-115	-16
3/24/12	L	A	108-111	-3
11/5/12	W	H	94-92	+2
12/19/12	W	H	131-127	+4
3/6/13	L	A	83-87	-4
3/27/13	W	A	105-98	+7
11/2/13	L	A	87-98	-11
12/1/13	L	H	113-115	-2
2/19/14	L	H	92-101	-9
4/4/14	L	A	69-102	-33
10/29/14	L	H	77-95	-18
12/22/14	L	A	108-128	-20
1/23/15	L	A	101-126	-25
2/3/15	L	H	96-121	-25
11/7/15	L	H	94-103	-9
11/28/15	L	A	101-120	-19
12/28/15	L	A	103-122	-19
1/9/16	L	H	116-128	-12

	OVR	HM	RD	NTL
48-62	52-57(Phil. Era)			
62-63	6-3	4-0	2-2	0-1
63-64	5-4	1-2	2-2	2-0
64-65	8-2	4-1	4-1	
65-66	5-5	2-1	1-3	2-1
66-67	5-4	2-1	3-2	0-1
67-68	4-3	3-0	1-3	
68-69	3-3	1-1	2-1	0-1
69-70	2-4	0-3	2-1	
70-71	2-3	0-1	1-2	1-0
71-72	2-3	2-1	0-2	
72-73	2-4	2-1	0-3	
73-74	3-3	2-1	1-2	
74-75	2-2	2-0	0-2	
75-76	1-4	1-2	0-2	
76-77	3-1	2-0	1-1	
77-78	1-3	0-2	1-1	
78-79	2-2	1-1	1-1	
79-80	3-3	2-1	1-2	
80-81	0-5	0-3	0-2	
81-82	2-3	1-1	1-2	
82-83	4-1	2-1	2-0	
83-84	1-4	1-1	0-3	
84-85	3-2	3-0	0-2	
85-86	3-2	2-0	1-2	
86-87	1-4	1-2	0-2	
87-88	3-2	2-0	1-2	
88-89	3-2	2-1	1-1	
89-90	2-3	1-1	1-2	
90-91	3-2	3-0	0-2	
91-92	0-5	0-2	0-3	
92-93	1-4	0-3	1-1	
93-94	1-4	1-1	0-3	
94-95	5-0	3-0	2-0	
95-96	3-1	2-0	1-1	
96-97	3-1	2-0	1-1	
97-98	2-2	1-1	1-1	
98-99	2-1	1-0	1-1	
99-00	3-1	2-0	1-1	
00-01	4-0	2-0	2-0	
01-02	4-0	2-0	2-0	
02-03	4-0	2-0	2-0	
03-04	2-2	2-0	0-2	
04-05	1-3	0-2	1-1	
05-06	2-2	1-1	1-1	
06-07	1-3	1-1	0-2	
07-08	1-3	1-1	0-2	
08-09	2-2	1-1	1-1	
09-10	2-2	2-0	0-2	
10-11	2-2	1-1	1-1	
11-12	1-3	1-1	0-2	
12-13	3-1	2-0	1-1	
13-14	0-4	0-2	0-2	
14-15	0-4	0-2	0-2	
15-16	0-4	0-2	0-2	
16-17	1-3	1-1	0-2	

RICK BARRY



HOUSTON ROCKETS

Toyota Center, 1510 Polk Street • Houston, TX 77002
Phone: (713) 758-7200
Home Court (capacity): Toyota Center (18,023) - opened 2003
www.rockets.com

2017-18 SERIES SCHEDULE

Date	Site	Time (PST)
10/18	Golden 1 Center	7:00pm
2/14	Toyata Center	5:00pm
4/11	Golden 1 Center	7:30pm

2016-17 VS. ROCKETS (0-4)

Date	Site	Result
11/25	Golden 1 Center	L, 117-104
12/14	Toyota Center	L, 132-98
1/31	Toyota Center	L, 105-83
4/9	Golden 1 Center	L, 135-128

ALL-TIME SERIES (49 years)

	Overall	Home	Road
Sac-Era	42-86	28-34	14-22
All-Time	88-127	58-47	30-80

CURRENT STREAKS

	Overall	Home	Road
Kings	L4	L2	L7

SERIES FACTS

Last Home Win: 12/15/15 (107-97)
Last Road Win: 12/31/13 (110-106)
Last Home Loss: 4/9/17 (128-135)
Last Road Loss: 1/31/17 (83-105)
Biggest Win: 36 (113-77) vs. Hou., 11/19/01
Biggest Loss: 40 (93-133) vs. Hou., 12/12/95

HEAD COACH: Mike D'Antoni (College - Marshall)
ASSISTANT COACHES: Jeff Bzdelik (College - Illinois-Chicago)
Roy Rogers (College - Alabama)
Brett Gunning (College - Neveda-Las Vegas)
John Lucas (College - Maryland)
Josh Oppenheimer (College - Northern Arizona)
Kevin Burleson (College - Minnesota)
HEAD ATHLETIC TRAINER: Keith Jones (College - Arkansas)

Owner: Leslie Alexander
Chief Executive Officer: Tad Brown
General Manager: Daryl Morey
Senior Consultant: Carroll Dawson
Director of Media & Player Relations: Tracey Hughes
Manager, Media Relations: Sean McCloskey
Coordinator, Media Relations: Jenny Zehentner
Radio: KBME SportsTalk (790 AM), Craig Ackerman, Matt Thomas
Radio (Spanish): KEYH 850 AM, Adrian Chavarria
TV: ROOT SPORTS Southwest, Bill Worrell, Matt Bullard, Clyde Drexler, Craig Ackerman

Colors: Red, White, Silver
Founded: 1967-68, San Diego Rockets; 1971-72 Houston Rockets
NBA Titles Won: 2, 1993-94, 1994-95
All-Time NBA Record: 2107-1945 (.520)
2016-17 Record: 55-27 (2nd in Southwest Division)
2016-17 Playoffs Results: Won 4-1 over Oklahoma City in First Round; Lost 2-4 to San Antonio in Western Conference Semifinals

2016-17 SEASON SERIES (1-3) SACRAMENTO KINGS VS. HOUSTON

PLAYER	G-GS	MIN	FG-FGA	PCT	3FG-A	PCT	FT-FTA	PCT	OFF	DEF	TOT	AST	PF-DQ	STL	TO	BLK	PTS	AVG
Cousins	2-2	56	17-38	.447	6-13	.462	8-12	.667	1	15	16	6	7-0	0	6	5	48	24.0
Cauley-Stein	3-1	72	15-30	.500	0-1	.000	7-7	1.000	5	15	20	4	7-0	1	1	6	37	12.3
Hield (TOT)	2-2	58	8-26	.308	4-12	.333	3-4	.750	1	10	11	4	7-0	0	3	0	23	11.5
Hield (SAC)	1-1	32	4-16	.250	1-8	.125	3-4	.750	1	5	6	3	3-0	0	1	0	12	12.0
Temple	4-3	108	16-35	.457	10-24	.417	3-3	1.000	1	12	13	8	6-0	7	7	1	45	11.3
Koufos	3-2	59	16-23	.696	0-0	---	0-1	.000	9	7	16	1	10-0	1	2	4	32	10.7
Gay	1-1	37	4-12	.333	0-4	.000	2-2	1.000	0	4	4	3	1-0	3	0	0	10	10.0
Labissiere	3-1	46	11-16	.688	0-0	---	8-10	.800	5	5	10	3	3-0	3	0	1	30	10.0
Lawson	4-2	89	14-30	.467	1-4	.250	11-14	.786	2	6	8	22	4-0	6	9	1	40	10.0
Tolliver	3-1	81	10-23	.435	3-15	.200	7-13	.538	3	11	14	2	4-0	4	3	3	30	10.0
Barnes	3-1	85	10-23	.435	6-16	.375	0-0	---	1	15	16	6	5-0	1	3	0	26	8.7
Casspi	2-1	55	7-19	.368	1-5	.200	2-4	.500	1	8	9	6	5-0	0	3	0	17	8.5
Galloway (TOT)	2-0	47	7-16	.438	3-8	.375	0-1	.000	2	1	3	6	3-0	0	0	0	17	8.5
Galloway (SAC)	1-0	26	4-6	.667	2-3	.667	0-0	---	1	1	2	3	1-0	0	0	0	10	10.0
Richardson	2-0	31	5-15	.333	2-7	.286	3-4	.750	1	5	6	2	3-0	1	2	0	15	7.5
Collison	3-3	80	6-26	.231	1-7	.143	7-7	1.000	1	8	9	17	3-0	3	5	0	20	6.7
McLemore	3-0	40	7-18	.389	3-9	.333	3-4	.750	0	4	4	4	3-0	1	1	0	20	6.7
Papagiannis	1-0	13	3-3	1.000	0-0	---	0-0	---	1	2	3	3	2-0	1	1	0	6	6.0
Afflalo	3-1	50	6-19	.316	1-8	.125	2-3	.667	0	4	4	6	2-0	0	1	1	15	5.0
KINGS	4	960	155-352	.440	37-124	.298	66-88	.750	33	127	160	99	69-0	32	46	22	413	103.3
ROCKETS	4	960	173-335	.516	75-180	.417	68-89	.764	32	158	190	121	76-0	23	64	13	489	122.3

2016-17 SEASON SERIES (3-1) HOUSTON ROCKETS VS. SACRAMENTO

PLAYER	G-GS	MIN	FG-FGA	PCT	3FG-A	PCT	FT-FTA	PCT	OFF	DEF	TOT	AST	PF-DQ	STL	TO	BLK	PTS	AVG
Harden	4-4	138	22-56	.393	11-35	.314	28-29	.966	1	37	38	47	6-0	3	25	0	83	20.8
L. Williams (TOT	4-0	104	24-56	.429	10-30	.333	24-28	.857	0	8	8	10	1-0	6	11	3	82	20.5
L. Williams (HOU)	1-0	31	5-14	.357	1-8	.125	7-7	1.000	0	4	4	2	1-0	0	3	1	18	18.0
Anderson	4-4	105	26-45	.578	19-34	.559	10-14	.714	5	13	18	8	5-0	2	2	0	81	20.3
Capela	4-4	92	27-40	.675	0-0	---	7-12	.583	8	21	29	3	10-0	1	6	4	61	15.3
Ariza	3-3	92	14-26	.538	12-22	.545	2-2	1.000	0	22	22	8	2-0	6	3	0	42	14.0
Gordon	3-0	83	15-41	.366	10-31	.323	0-0	---	2	7	9	10	5-0	1	2	3	40	13.3
Hilario	3-0	42	11-16	.688	0-0	---	4-6	.667	0	3	3	1	8-0	1	3	2	26	8.7
Dekker	3-0	56	10-17	.588	4-9	.444	1-1	1.000	3	11	14	3	2-0	3	2	0	25	8.3
Brown	2-0	27	5-11	.455	4-9	.444	2-2	1.000	0	1	1	2	2-0	0	1	0	16	8.0
Beverley	4-4	121	12-30	.400	6-18	.333	1-5	.200	4	15	19	22	12-0	4	5	1	31	7.8
T. Williams (TOT	2-2	52	6-12	.500	1-4	.250	1-1	1.000	4	7	11	2	5-0	0	1	1	14	7.0
T. Williams (HOU)	1-1	36	5-9	.556	1-4	.250	1-1	1.000	4	5	9	2	3-0	0	0	0	12	12.0
Wiltjer	1-0	6	2-2	1.000	2-2	1.000	1-2	.500	2	0	2	0	0-0	0	0	0	7	7.0
Brewer	3-0	43	7-9	.778	4-4	1.000	0-0	---	1	5	6	4	7-0	1	2	0	18	6.0
Harrell	4-0	46	9-11	.818	0-0	---	2-6	.333	2	9	11	4	7-0	1	1	2	20	5.0
Onuaku	1-0	12	1-1	1.000	0-0	---	2-2	1.000	0	1	1	1	1-0	0	0	0	4	4.0
Ennis	2-0	8	1-3	.333	1-2	.500	0-0	---	0	1	1	4	0-0	0	2	0	3	1.5
McDaniels	2-0	10	1-3	.333	0-1	.000	0-0	---	0	2	2	0	2-0	0	3	0	2	1.0
Taylor	1-0	12	0-1	.000	0-1	.000	0-0	---	0	1	1	0	3-0	0	0	0	0	0.0
ROCKETS	4	960	173-335	.516	75-180	.417	68-89	.764	32	158	190	121	76-0	23	64	13	489	122.3
KINGS	4	960	155-352	.440	37-124	.298	66-88	.750	33	127	160	99	69-0	32	46	22	413	103.3

HOUSTON ROCKETS

DATE	W/L	H/A	SCORE	+/-
10/31/85	W	H	122-116	+6
11/30/85	L	A	114-131	-17
1/23/86	L	A	107-124	-17
1/30/86	L	H	109-111	-2
2/18/86	W	H	115-105	+10
3/6/86	L	A	105-116	-11
11/4/86	L	H	84-100	-16
11/8/86	L	A	90-102	-12
12/13/86	L	A	106-119	-13
3/4/87	L	H	102-108^{OT}	-6
4/4/87	W	H	120-108	+12
4/9/87	L	A	102-112	-10
11/12/87	L	H	114-116	-2
12/8/87	L	A	97-106	-9
1/19/88	W	H	107-104	+3
3/5/88	L	A	94-105	-11
3/19/88	W	H	121-104	+17
4/14/88	L	A	105-123	-18
11/13/88	L	A	127-129	-2
12/20/88	L	A	104-105	-1
1/17/89	W	H	123-109	+14
3/14/89	W	H	95-90	+5
12/22/89	L	A	92-103	-11
1/11/90	L	H	87-90	-3
3/15/90	L	H	86-92	-6
4/17/90	L	A	97-112	-15
12/1/90	L	A	93-117	-24
1/21/91	W	H	97-94	+3
3/21/91	L	A	87-98	-11
4/13/91	L	H	94-95	-1
11/16/91	L	H	93-102	-9
12/19/91	L	A	102-109	-7
3/8/92	L	H	108-109	-1
3/21/92	W	A	100-97	+3
11/17/92	L	A	109-116	-7
1/19/93	L	H	96-102	-6
3/3/93	L	H	86-89	-3
3/6/96	L	A	102-119	-17
11/26/93	L	H	89-92	-3
1/27/94	L	A	97-113	-16
3/29/94	L	H	101-122	-21
4/14/94	L	A	99-104	-5
11/15/94	L	A	99-105	-6
2/8/95	L	H	86-97	-11
4/4/95	W	H	109-105	-4
4/15/95	L	A	84-98	-14
12/12/95	L	H	93-133	-40
12/15/95	W	A	114-110	+4
2/19/96	L	A	111-118^{OT}	-7
4/5/96	W	H	96-91	+5
11/1/96	L	A	85-96	-11
11/5/96	L	H	80-102	-22
1/16/97	L	A	80-89	-9
4/4/97	L	H	94-108	-14
11/2/97	L	H	77-93	-16
12/19/97	L	A	98-116	-18
3/14/98	L	A	86-89	-3
4/10/98	L	H	85-97	-12
2/10/99	L	A	82-92	-10
3/22/99	L	A	100-110	-10
3/28/99	L	H	93-107	-14
11/18/99	W	A	128-110	+18
11/21/99	W	H	110-105	+5
1/11/00	W	H	110-93	+17
3/2/00	L	A	99-102	-3
11/28/00	W	A	88-81	+7
12/8/00	W	H	111-98	+13
1/13/01	W	A	84-81	+3
3/20/01	W	H	125-109	+16
11/19/01	W	H	113-77	+36
11/27/01	W	A	89-84	+5
3/19/02	W	H	110-87	+23
3/28/02	W	A	101-74	+27
12/1/02	W	H	103-84	+19
12/10/02	L	A	96-103	-7
2/2/03	L	A	89-105	-16
3/23/03	W	H	109-108	+1
11/28/03	W	H	103-74	+29
1/28/04	W	A	99-94	+5
3/21/04	W	H	100-95	+5
4/4/04	W	A	99-94	+5
11/6/04	L	A	101-104^{OT}	-3
11/23/04	W	H	102-96	+6
1/28/05	W	A	117-111^{OT}	+6
3/13/05	L	H	96-111	-15
11/2/05	L	A	89-98	-9
12/8/05	L	H	95-106	-11
1/11/06	W	A	88-80	+8
4/9/06	W	H	86-77	+9
1/13/07	L	H	111-115^{OT}	-4
2/13/07	L	A	104-109^{OT}	-5
4/8/07	L	H	106-112	-6
12/1/07	W	H	107-99	+8
2/13/08	L	A	87-89	-2
3/24/08	L	A	100-108	-8
4/1/08	W	H	99-98	+1
12/19/08	L	A	96-107	-11
2/11/09	L	A	82-94	-12
4/9/09	L	H	98-115	-17
11/13/09	W	H	109-100	+9
11/21/09	L	A	106-113	-7
3/3/10	W	A	84-81	+3
4/12/10	L	H	107-117	-17
12/14/10	L	A	105-118	-13
12/19/10	L	H	93-102	-9
3/7/11	L	H	101-123	-22
4/5/11	W	A	104-101	+3
1/13/12	L	A	89-103	-14
3/26/12	L	A	106-113^{OT}	-7
4/8/12	L	H	87-104	-17
2/10/13	W	H	117-111	+6
4/3/13	L	H	102-112	-10
4/14/13	L	A	100-121	-21
12/15/13	W	H	106-91	+15
12/31/13	W	A	110-106	+4
1/22/14	L	A	98-119	-21
2/25/14	L	H	103-129	-26
11/26/14	L	A	89-102	-13
12/11/14	L	H	109-113^{OT}	-4
4/1/15	L	A	111-115	-4
11/6/15	L	H	110-116	-6
12/5/15	L	A	113-120	-7
12/15	W	H	107-97	+10
4/13/16	L	A	81-116	-35

	OVR	HM	RD
67-68	7-0	3-0	4-0
68-69	2-4	2-1	0-3
69-70	4-2	3-0	1-2
70-71	1-3	1-1	0-2
71-72	0-4	0-2	0-2
72-73	4-0	2-0	2-0
73-74	2-2	2-0	0-2
74-75	0-4	0-2	0-2
75-76	2-2	1-1	1-1
76-77	2-2	2-0	0-2
77-78	2-2	2-0	0-2
78-79	1-3	1-1	0-2
79-80	2-0	1-0	1-0
80-81	4-2	2-1	2-1
81-82	3-3	2-1	1-2
82-83	5-1	3-0	2-1
83-84	4-2	2-1	2-1
84-85	1-5	1-2	0-3
85-86	2-4	2-1	0-3
86-87	1-5	1-2	0-3
87-88	2-4	2-1	0-3
88-89	2-2	2-0	0-2
89-90	0-4	0-2	0-2
90-91	1-3	1-1	0-2
91-92	1-3	0-2	1-1
92-93	0-4	0-2	0-2
93-94	0-4	0-2	0-2
94-95	1-3	1-1	0-2
95-96	2-2	1-1	1-1
96-97	0-4	0-2	0-2
97-98	0-4	0-2	0-2
98-99	0-3	0-1	0-2
99-00	3-1	2-0	1-1
00-01	4-0	2-0	2-0
01-02	4-0	2-0	2-0
02-03	2-2	2-0	0-2
03-04	4-0	2-0	2-0
04-05	2-2	1-1	1-1
05-06	2-2	1-1	1-1
06-07	0-3	0-2	0-1
07-08	2-2	2-0	0-2
08-09	0-3	0-1	0-2
09-10	2-2	1-1	1-1
10-11	1-3	0-2	1-1
11-12	0-3	0-1	0-2
12-13	1-2	1-1	0-1
13-14	2-2	1-1	1-1
14-15	0-3	0-1	0-2
15-16	1-3	1-1	0-2
16-17	0-4	0-2	0-2

HAKEEM OLAJUWON

INDIANA PACERS

125 South Pennsylvania Street • Indianapolis, IN 46204
Phone: (317) 917-2500
Home Court (Capacity): Bankers Life Fieldhouse (18,165) - opened 1999
www.pacers.com

2017-18 SERIES SCHEDULE

Date	Site	Time (PST)
10/31	Bankers Life Fieldhouse	4:00pm
3/29	Golden 1 Center	7:00pm

2016-17 VS. PACERS (0-2)

Date	Site	Result
1/18	Golden 1 Center	L, 106-100
1/27	Bankers Life Fieldhouse	L, 115-111

ALL-TIME SERIES (40 years)

	Overall	Home	Road
Sac-Era	26-35	16-15	10-20
All-Time	39-46	25-18	14-28

CURRENT STREAKS

	Overall	Home	Road
Kings	L2	L1	L1

SERIES FACTS

Last Home Win: 1/23/16 (108-97)
Last Road Win: 12/23/15 (108-106)
Last Home Loss: 1/18/17 (106-100)
Last Road Loss: 2/27/17 (111-115)
Biggest Win: 38 (120-82) vs. Ind., 3/3/82
Biggest Loss: 26 (99-125) @ Ind., 2/17/93

HEAD COACH: Nate McMillan (College - North Carolina St.)
ASSISTANT COACHES: Dan Burke (College - Portland State)
Popeye Jones (College - Murray State)
Bill Bayno (College - Sacred Heart)
ASSISTANT COACH FOR PLAYER DEVELOPMENT: David Mcclure (College - Duke)
HEAD ATHLETIC TRAINER/TEAM ADMINISTRATOR: Josh Corbeil (College - Boston University)
STRENGTH-AND-CONDITIONING COACH: Shawn Windle (College - Maine - Presque Isle)

Owner, Chairman and Chief Executive Officer: Herbert Simon
President, Pacers Sports & Entertainment: Jim Morris
President of Basketball Operations: Larry Bird
Chief Operating Officer: Rick Fuson
Executive VP of Basketball Ops./General Manager: Kevin Pritchard
Director/Indiana Pacers Media Relations: David Benner
Senior Public Information Manager: Krissy Myers
Media Relations Assistant: Wes Kaminski
Radio: 1070 The Fan, Mark Boyle, Bob Leonard
TV: FSN Indiana, Quinn Buckner, Chris Denari

Colors: Blue and Gold
Founded: 1967-68 Indiana Pacers; Former member of ABA
NBA Titles Won: None
All-Time NBA Record: 1648-1655 (.497)
2016-17 Record: 42-40 (3rd in Central)
2016-17 Playoff Results: Lost 0-4 to Cleveland in First Round

2016-17 SEASON SERIES (0-2) SACRAMENTO KINGS VS. INDIANA

PLAYER	G-GS	MIN	FG-FGA	PCT	3FG-A	PCT	FT-FTA	PCT	OFF	DEF	TOT	AST	PF-DQ	STL	TO	BLK	PTS	AVG
Cousins	2-2	77	15-35	.429	2-6	.333	19-28	.679	4	24	28	15	8-0	1	15	4	51	25.5
Gay	1-1	28	8-13	.615	3-4	.750	2-2	1.000	3	1	4	0	3-0	2	3	1	21	21.0
Collison	2-2	83	14-25	.560	4-6	.667	5-6	.833	1	5	6	14	6-0	7	3	0	37	18.5
Lawson	1-0	23	3-7	.429	2-3	.667	8-8	1.000	1	1	2	6	1-0	1	2	0	16	16.0
Hield (TOT)	2-2	48	12-22	.545	7-11	.636	0-0	---	2	6	8	2	3-0	0	4	1	31	15.5
Afflalo	2-2	65	9-15	.600	5-9	.556	3-3	1.000	0	2	2	1	8-0	0	2	1	26	13.0
Koufos	2-2	52	9-14	.643	0-0	---	2-6	.333	3	13	16	0	3-0	1	3	0	20	10.0
Evans (TOT)	2-0	34	7-16	.438	1-3	.333	4-4	1.000	0	8	8	6	2-0	2	4	0	19	9.5
Tolliver	2-0	49	5-8	.625	3-5	.600	2-2	1.000	2	6	8	1	6-0	1	3	0	15	7.5
Galloway (TOT)	2-0	44	5-18	.278	4-13	.308	0-0	---	0	5	5	0	2-0	3	1	0	14	7.0
Temple	2-1	62	4-12	.333	1-6	.167	2-2	1.000	1	3	4	6	8-0	2	5	0	11	5.5
Barnes	2-0	40	2-10	.200	1-6	.167	4-4	1.000	2	4	6	5	5-0	1	2	0	9	4.5
Richardson	1-0	4	1-2	.500	1-1	1.000	0-0	---	0	0	0	0	1-0	0	0	0	3	3.0
Cauley-Stein	2-0	17	0-1	.000	0-0	---	2-2	1.000	2	0	2	2	3-0	0	0	0	2	1.0
McLemore	1-0	4	0-0	---	0-0	---	0-0	---	1	0	1	0	0-0	0	2	0	0	0.0
KINGS	2	505	70-142	.493	22-46	.478	49-63	.778	20	59	79	50	52-0	16	40	6	211	105.5
PACERS	2	505	77-153	.503	17-49	.347	50-58	.862	15	46	61	41	45-0	25	25	7	221	110.5

2016-17 SEASON SERIES (2-0) INDIANA PACERS VS. SACRAMENTO

PLAYER	G-GS	MIN	FG-FGA	PCT	3FG-A	PCT	FT-FTA	PCT	OFF	DEF	TOT	AST	PF-DQ	STL	TO	BLK	PTS	AVG
George	2-2	87	16-33	.485	3-10	.300	22-23	.957	1	7	8	6	3-0	3	8	0	57	28.5
Teague	2-2	76	10-17	.588	2-4	.500	17-17	1.000	1	14	15	19	6-0	3	4	0	39	19.5
Turner	2-2	70	13-18	.722	2-4	.500	2-4	.500	2	5	7	4	9-0	3	1	2	30	15.0
Jefferson	2-0	29	13-21	.619	0-0	---	3-3	1.000	2	2	4	2	5-0	0	2	0	29	14.5
Miles	2-1	61	9-17	.529	8-15	.533	1-3	.333	1	3	4	1	5-0	2	2	0	27	13.5
T. Young	2-2	53	7-20	.350	0-6	.000	2-2	1.000	2	7	9	2	6-0	7	1	2	16	8.0
Ellis	2-0	45	4-9	.444	1-2	.500	1-2	.500	2	2	4	4	3-0	2	4	1	10	5.0
Allen	1-0	16	2-4	.500	0-0	---	0-0	---	2	2	4	0	3-0	1	0	1	4	4.0
Robinson	2-1	38	2-6	.333	0-3	.000	2-4	.500	1	2	3	2	1-0	3	1	1	6	3.0
Brooks	2-0	25	1-7	.143	1-5	.200	0-0	---	1	1	2	1	3-0	1	1	0	3	1.5
Seraphin	1-0	6	0-1	.000	0-0	---	0-0	---	0	1	1	0	1-0	0	0	0	0	0.0
PACERS	2	505	77-153	.503	17-49	.347	50-58	.862	15	46	61	41	45-0	25	25	7	221	110.5
KINGS	2	505	70-142	.493	22-46	.478	49-63	.778	20	59	79	50	52-0	16	40	6	211	105.5

INDIANA PACERS

DATE	W/L	H/A	SCORE	+/-
1/8/86	W	A	88-87	+1
2/28/86	W	H	121-100	+21
11/20/86	W	H	92-83	+9
2/22/87	L	A	101-103	-2
11/17/87	L	H	111-126	-15
2/21/88	L	A	112-130	-18
11/19/88	W	H	107-96	+11
12/9/88	L	A	105-112	-7
11/18/89	W	H	107-102	+5
3/29/90	L	A	101-111	-10
2/17/91	L	A	110-113	-3
3/14/91	L	H	103-107	-4
11/6/91	W	H	112-102	+10
2/19/92	L	H	115-129	-14
12/10/92	L	H	99-106	-7
2/17/93	L	A	99-125	-26
11/29/93	L	H	103-105	-2
12/7/93	L	A	87-105	-18
3/9/95	L	H	94-109	-15
3/24/95	L	A	96-103	-7
11/10/95	W	A	119-95	+24
11/30/95	W	H	105-95	+10
11/28/96	L	A	83-101	-18
1/14/97	W	H	105-98^{OT}	+7
1/16/98	L	A	92-117	-25
2/3/98	L	H	93-115	-22
1/9/99	W	H	116-113	+3
2/4/00	L	A	94-104	-10
1/5/01	L	H	91-93^{OT}	-2
3/18/01	L	A	95-101	-6
11/7/01	L	A	104-116	-12
3/3/02	L	H	86-97	-11
3/9/03	W	H	107-88	+19
4/1/03	W	A	103-98	+5
12/7/03	W	H	91-88	+3
3/19/03	W	A	94-92	+2
12/3/04	W	H	113-87	+26
12/11/04	W	A	97-92^{OT}	+5
1/8/05	L	H	83-108	-25
3/17/06	L	A	93-98	-5
2/25/07	W	A	110-93	+17
3/6/07	W	H	102-98	+3
1/12/08	L	H	105-111	-6
1/19/08	W	A	110-104	+6
1/3/09	L	A	117-122	-5
3/3/09	L	H	109-117	-8
12/2/09	W	H	110-105	+5
3/30/10	L	A	95-102	-7
11/30/10	L	H	98-107	-9
3/25/11	W	A	110-93	+17
1/18/12	W	H	92-88	+4
11/3/12	L	A	98-106^{2OT}	-8
11/30/12	L	H	92-97	-5
1/14/14	L	A	92-116	-24
1/24/14	L	H	111-116^{OT}	-5
12/5/14	W	H	102-101^{OT}	+1
1/31/15	W	A	99-94	+5
12/23/15	W	A	108-106	+2
1/23/16	W	H	108-97	+11
1/18/17	L	H	100-106	-6
1/27/17	L	A	111-125^{OT}	-4

	OVR	HM	RD
76-77	2-2	1-1	1-1
77-78	2-2	2-0	0-2
78-79	3-1	2-0	1-1
79-80	1-1	1-0	0-1
80-81	0-2	0-1	0-1
81-82	1-1	1-0	0-1
82-83	1-1	1-0	0-1
83-84	2-0	1-0	1-0
84-85	1-1	0-1	1-0
85-86	2-0	1-0	1-0
86-87	1-1	1-0	0-1
87-88	0-2	0-1	0-1
88-89	1-1	1-0	0-1
89-90	1-1	1-0	0-1
90-91	0-2	0-1	0-1
91-92	1-1	1-0	0-1
92-93	0-2	0-1	0-1
93-94	0-2	0-1	0-1
94-95	0-2	0-1	0-1
95-96	2-0	1-0	1-0
96-97	1-1	1-0	0-1
97-98	0-2	0-1	0-1
98-99	0-0	0-0	0-0
99-00	1-1	1-0	0-1
00-01	0-2	0-1	0-1
01-02	0-2	0-1	0-1
02-03	2-0	1-0	1-0
03-04	2-0	1-0	1-0
04-05	2-0	1-0	1-0
05-06	0-2	0-1	0-1
06-07	2-0	1-0	1-0
07-08	1-1	0-1	1-0
08-09	0-2	0-1	0-1
09-10	1-1	1-0	0-1
10-11	1-1	0-1	1-0
11-12	1-0	1-0	0-0
12-13	0-2	0-1	0-1
13-14	0-2	0-1	0-1
14-15	2-0	1-0	1-0
15-16	2-0	1-0	1-0
16-17	0-2	0-1	0-1

REGGIE MILLER

LOS ANGELES CLIPPERS

6951 South Centinela Ave., Playa Vista, CA 90094
Phone: (310) 862-6000
Home Court (capacity): STAPLES Center (19,060) - opened 1999
www.clippers.com

2017-18 SERIES SCHEDULE

Date	Site	Time (PST)
11/25	Golden 1 Center	7:00pm
12/26	Staples Center	7:30pm
1/11	Golden 1 Center	7:00pm
1/13	Staples Center	12:30pm

2016-17 VS. CLIPPERS (1-3)

Date	Site	Result
11/18	Golden 1 Center	L, 121-115
1/6	Golden 1 Center	L, 106-98
3/26	Staples Center	W, 98-97
4/12	Staples Center	L, 115-95

ALL-TIME SERIES (46 years)

	Overall	Home	Road
Sac-Era	70-66	45-23	25-43
All-Time	114-89	70-31	44-58

CURRENT STREAKS

	Overall	Home	Road
Kings	L1	L9	L1

SERIES FACTS
Last Home Win: 3/19/13 (116-101)
Last Road Win: 3/26/17 (98-97)
Last Home Loss: 11/18/16 (121-115)
Last Road Loss: 4/12/17 (95-115)
Biggest Win: 39 (144-105) vs. LAC, 3/6/83
Biggest Loss: 35 (81-116) @ LAC, 12/1/12

HEAD COACH: Doc Rivers (College - Marquette)
ASSISTANT COACHES: Mike Woodson (College - Indiana)
Sam Cassell (College - Florida State)
Armond Hill (College - Princeton)
Brendan O'Connor (College - St. Anselm College)
Patrick Sullivan (College - North Carolina)
John Welch (College - UNLV)
ASSISTANT COACH FOR PLAYER DEVELOPMENT:
J.P. Clark (College - Flagler)
Dee Brown (College - Jacksonville)
DIRECTOR OF MEDICAL SERVICES & HEAD ATHLETIC TRAINER:
Jasen Powell (College - Cal Poly Pomona)
STRENGTH-AND-CONDITIONING COACH: Richard Williams
(College - Tabor)

Owner: Steve Ballmer
Executive Vice-President, Basketball Operations: Lawrence Frank
General Manager: Dave Wohl
Director, Communications: Dennis Rogers
Radio: AM 570 LA Sports, Brian Sieman
Radio (Spanish): ESPN Deportes (1330 AM) Armando Garcia
TV: Prime Ticket (cable), Ralph Lawler, Michael Smith

Colors: Red, White, Blue, Black
Founded: 1970-71, Buffalo Braves; 1978-79, San Diego Clippers; 1984-85, Los Angeles Clippers
NBA Titles Won: None
All-Time NBA Record: 1520-2286 (.399)
2016-17 Record: 51-31 (2nd in Pacific)
2016-17 Playoff Results: Lost 3-4 to Utah in 1st Round

2016-17 SEASON SERIES (1-3) SACRAMENTO KINGS VS. L.A. CLIPPERS

PLAYER	G-GS	MIN	FG-FGA	PCT	3FG-A	PCT	FT-FTA	PCT	OFF	DEF	TOT	AST	PF-DQ	STL	TO	BLK	PTS	AVG
Cousins	2-2	72	21-48	.438	5-15	.333	16-20	.800	6	18	24	14	7-0	6	8	3	63	31.5
Collison	3-2	96	22-35	.629	4-8	.500	7-10	.700	2	6	8	8	6-0	1	4	0	55	18.3
Lawson	2-2	73	13-23	.565	2-6	.333	7-8	.875	1	10	11	14	2-0	2	4	0	35	17.5
Gay	2-2	66	10-28	.357	1-8	.125	6-7	.857	1	9	10	4	5-0	2	4	0	27	13.5
Hield (TOT)	5-4	122	27-53	.509	10-22	.455	3-4	.750	4	18	22	11	4-0	2	5	0	67	13.4
Hield (SAC)	2-2	60	12-27	.444	5-12	.417	2-3	.667	3	10	13	6	3-0	1	2	0	31	15.5
Cauley-Stein	3-2	76	15-29	.517	0-0	---	1-1	1.000	4	25	29	7	8-0	2	4	2	31	10.3
Evans (TOT)	2-1	37	8-21	.381	4-10	.400	0-0	---	1	8	9	6	4-0	0	2	0	20	10.0
Evans (SAC)	1-1	21	3-12	.250	2-6	.333	0-0	---	0	4	4	1	2-0	0	1	0	8	8.0
Galloway (TOT)	5-1	147	16-52	.308	6-21	.286	10-13	.769	3	10	13	13	8-0	5	7	1	48	9.6
Galloway (SAC)	2-1	67	6-19	.316	4-6	.667	4-4	1.000	2	4	6	9	5-0	2	3	0	20	10.0
Barnes	2-1	54	6-16	.375	5-8	.625	2-4	.500	3	10	13	7	7-0	1	2	2	19	9.5
Papagiannis	2-0	49	9-15	.600	0-1	.000	0-0	---	2	3	5	7	6-0	0	3	2	18	9.0
Afflalo	3-2	81	10-20	.500	0-3	.000	6-6	1.000	1	4	5	6	1-0	0	0	0	26	8.7
McLemore	3-0	54	8-18	.444	1-5	.200	8-11	.727	1	8	9	3	7-0	1	1	0	25	8.3
Tolliver	3-0	35	5-10	.500	5-9	.556	3-4	.750	1	5	6	0	4-0	0	2	1	18	6.0
Temple	3-0	82	5-19	.263	3-7	.429	1-2	.500	6	10	16	6	8-0	0	3	1	14	4.7
Labissiere	2-2	52	4-14	.286	0-1	.000	1-2	.500	0	7	7	2	9-1	0	1	0	9	4.5
Koufos	2-1	21	3-5	.600	0-0	---	1-2	.500	1	3	4	0	5-0	0	0	1	7	3.5
KINGS	4	960	152-338	.450	37-95	.389	65-84	.774	34	136	170	94	85-1	18	45	12	406	101.5
CLIPPERS	4	960	154-321	.480	46-117	.393	85-108	.787	30	140	170	104	66-0	24	38	19	439	109.8

2016-17 SEASON SERIES (3-1) LOS ANGELES CLIPPERS VS. SACRAMENTO

PLAYER	G-GS	MIN	FG-FGA	PCT	3FG-A	PCT	FT-FTA	PCT	OFF	DEF	TOT	AST	PF-DQ	STL	TO	BLK	PTS	AVG
Redick	3-3	87	20-38	.526	14-24	.583	9-10	.900	1	7	8	7	6-0	0	4	2	63	21.0
Griffin	3-3	103	19-40	.475	2-8	.250	21-23	.913	4	18	22	18	7-0	3	5	1	61	20.3
Jordan	4-4	140	33-40	.825	0-0	---	8-14	.571	10	39	49	4	11-0	3	2	7	74	18.5
Rivers	3-2	101	18-35	.514	7-16	.438	3-4	.750	3	13	16	10	7-0	1	6	1	46	15.3
Paul	4-4	130	15-36	.417	8-18	.444	21-24	.875	3	21	24	42	8-0	10	8	1	59	14.8
Crawford	4-0	110	12-40	.300	5-16	.313	9-12	.750	0	3	3	14	3-0	1	2	1	38	9.5
Mbah a Moute	4-4	98	14-24	.583	3-6	.500	1-7	.143	1	6	7	1	4-0	2	4	2	32	8.0
Speights	4-0	53	10-30	.333	3-15	.200	2-2	1.000	6	16	22	2	10-0	1	4	1	25	6.3
Bass	2-0	14	1-4	.250	0-0	---	9-10	.900	2	2	4	0	1-0	1	0	0	11	5.5
Felton	4-0	75	7-20	.350	2-5	.400	2-2	1.000	0	4	4	5	5-0	2	1	1	18	4.5
Pierce	3-0	26	3-9	.333	2-6	.333	0-0	---	0	6	6	1	3-0	0	1	0	8	2.7
W. Johnson	3-0	25	2-5	.400	0-3	.000	0-0	---	0	5	5	0	1-0	0	0	2	4	1.3
CLIPPERS	4	960	154-321	.480	46-117	.393	85-108	.787	30	140	170	104	66-0	24	38	19	439	109.8
KINGS	4	960	152-338	.450	37-95	.389	65-84	.774	34	136	170	94	85-1	18	45	12	406	101.5

LOS ANGELES CLIPPERS

DATE	W/L	H/A	SCORE	+/-
10/25/85	L	H	104-108	-4
12/4/85	L	A	103-128	-25
3/14/86	L	A	104-105	-1
3/29/86	L	H	103-112	-9
10/31/86	W	H	107-106	+1
12/18/86	W	A	117-113	+4
2/28/87	L	A	106-111	+5
3/28/87	W	H	113-91	+22
12/4/87	L	A	84-98	-14
12/15/87	W	H	128-108	+20
3/20/88	L	A	112-116	-4
4/2/88	L	H	103-105	-2
4/19/88	W	A	120-105	+15
11/16/88	L	A	101-112	-11
11/29/88	W	H	123-95	+28
1/11/89	W	A	106-104	+2
3/29/89	L	A	108-114	-6
4/22/89	W	H	104-89	+15
12/2/89	L	A	84-114	-30
1/22/90	W	H	136-104	+32
2/19/90	W	A	99-97	+2
2/20/90	W	H	99-90	+9
4/3/90	L	H	105-114	-9
11/2/90	L	A	80-90	-10
12/23/90	L	A	99-109	-10
2/12/91	W	H	103-101	+2
4/7/91	L	A	109-119	-10
4/21/91	W	H	105-101	+4
11/1/91	W	H	94-90	+4
1/31/91	W	H	112-109	+3
3/10/92	L	H	109-120	-11
3/15/92	L	A	105-131	-26
4/14/92	W	A	103-97	+6
11/10/92	W	H	99-97	+2
11/11/92	L	A	101-109	-8
2/6/93	L	A	110-119	-9
2/23/93	L	A	116-123	-7
3/23/93	W	H	121-104	+17
12/12/93	L	H	102-112	-10
2/5/94	L	A	110-122	-12
2/9/94	W	H	105-95	+10
2/25/94	L	A	111-121	-10
4/11/94	W	H	118-97	+21
1/21/95	W	A#	92-86	+6
2/18/95	W	H	109-92	+17
3/12/95	W	A	105-93	+12
4/8/95	L	H	105-112^{OT}	-7
4/11/95	W	A	117-85	+32
# Anaheim				
11/5/95	W	H	99-82	+17
12/21/95	L	A	96-103	-7
2/29/96	L	A	110-122	-12
4/14/96	W	H	101-96	+5
12/14/96	L	A	94-106	-12
12/23/96	W	H	100-88	+12
2/13/97	W	H	105-98	+7
3/19/97	L	A	98-108	-10
11/17/97	L	H	85-98	-13
11/26/97	L	A	97-99	-2
1/6/98	W	H	105-89	+16
4/18/98	L	A	77-83	-6
3/11/99	L	A	92-106	-14
4/19/99	W	A	102-98	+4
4/29/99	W	H	103-81	+22

DATE	W/L	H/A	SCORE	+/-
12/23/99	L	A	91-97	-6
1/18/00	W	H	104-98	+6
3/15/00	W	H	98-78	+20
3/18/00	W	A	104-83	+21
1/27/01	W	A	101-89	+12
2/27/01	W	H	106-93^{OT}	+13
3/2/01	L	A	81-88	-7
4/10/01	W	H	116-109^{OT}	+7
12/22/01	L	A	85-101	-16
1/2/02	W	H	105-91	+14
3/26/02	W	H	107-90	+17
4/12/02	W	A	125-106	+19
11/20/02	W	A	93-89	+4
11/29/02	W	H	107-94	+13
1/18/03	L	A	107-112	-5
3/27/03	W	H	93-83	+10
12/9/03	W	H	105-95	+10
1/3/04	W	A	116-109	+7
1/19/04	W	A	125-100	+25
3/2/04	W	H	113-106	+7
1/15/05	W	H	99-95	+4
1/17/05	W	A	89-83	+6
3/11/05	W	H	113-112	+1
3/19/05	W	A	111-107^{OT}	+4
12/27/05	W	A	110-93	+17
1/6/06	W	H	118-114	+4
4/2/06	W	H	106-96	+10
4/7/06	W	A	96-93	+3
11/28/06	W	H	93-80	+13
12/29/06	L	A	93-102	-9
3/30/07	L	H	101-105	-4
4/15/07	W	A	105-100	+5
12/7/07	L	H	87-97	-10
1/23/08	L	A	85-111	-26
3/5/08	L	A	109-116^{OT}	-7
4/3/08	W	H	110-98	+12
11/12/08	W	A	103-98	+5
12/3/0/08	W	H	92-90	+2
2/27/09	W	H	98-86	+12
4/10/09	L	A	78-109	-31
2/20/10	L	A	89-99	-10
2/28/10	W	H	97-92	+5
3/21/10	W	A	102-89	+13
4/8/10	W	H	116-94	+22
11/25/10	L	A	82-100	-18
12/6/10	L	A	91-98	-7
12/27/10	L	H	99-100	-1
2/28/11	W	H	105-99	+6
3/1/12	L	H	100-108	-8
4/5/12	L	H	85-93	-8
4/7/12	L	A	94-109	-15
12/1/12	L	A	81-116	-35
12/21/12	L	A	85-97	-12
3/19/13	W	H	116-101	+15
4/17/13	L	H	108-112	-4
11/1/13	L	H	101-110	-9
11/23/13	L	A	102-103	-1
11/29/13	L	H	98-104^{OT}	-6
4/12/14	L	A	101-117	-16
11/2/14	W	A	98-92	+6
1/17/15	L	H	108-117	-9
2/21/15	L	A	99-126	-27
3/18/15	L	H	105-116	-11
10/28/15	L	H	104-111	-7
10/31/15	L	A	109-114	-5
1/16/16	W	A	110-103	+7
2/26/16	L	H	107-117	-10

	OVR	HM	RD
70-71	4-0	2-0	2-0
71-72	3-3	2-1	1-2
72-73	3-1	2-0	1-1
73-74	2-2	1-1	1-1
74-75	3-1	2-0	1-1
75-76	0-4	0-2	0-2
76-77	3-0	2-0	1-0
77-78	2-1	1-0	1-1
78-79	2-2	1-1	1-1
79-80	5-1	2-1	3-0
80-81	3-2	1-1	2-1
81-82	4-1	3-0	1-1
82-83	4-1	2-0	2-1
83-84	3-2	2-1	1-1
84-85	3-2	2-0	1-2
85-86	0-5	0-3	0-2
86-87	4-1	2-0	2-1
87-88	2-3	2-1	0-2
88-89	3-2	2-0	1-2
89-90	3-2	2-1	1-1
90-91	2-3	2-0	0-3
91-92	3-2	2-1	1-1
92-93	2-3	2-0	0-3
93-94	2-3	2-1	0-2
94-95	4-1	1-1	3-0
95-96	2-2	2-0	0-2
96-97	2-2	2-0	0-2
97-98	1-3	1-1	0-2
98-99	2-1	1-0	1-1
99-00	3-1	2-0	1-1
00-01	3-1	2-0	1-1
01-02	3-1	2-0	1-1
02-03	3-1	2-0	1-1
03-04	4-0	2-0	2-0
04-05	4-0	2-0	2-0
05-06	4-0	2-0	2-0
06-07	2-2	1-1	1-1
07-08	1-3	1-1	0-2
08-09	3-1	2-0	1-1
09-10	3-1	2-0	1-1
10-11	1-3	1-1	0-2
11-12	0-3	0-2	0-1
12-13	1-3	1-1	0-2
13-14	0-4	0-2	0-2
14-15	1-3	0-2	1-1
15-16	1-3	0-2	1-1
16-17	1-3	0-2	1-1

BOB McADOO

LOS ANGELES LAKERS

555 N. Nash Street • El Segundo, CA 90245
Phone: (310) 426-6000
Home Court (capacity): STAPLES Center (18,997) - opened 1999
www.lakers.com

2017-18 SERIES SCHEDULE

Date	Site	Time (PST)
11/22	Golden 1 Center	7:30pm
1/9	Staples Center	7:30pm
2/24	Golden 1 Center	7:00pm
1/1	Staples Center	6:30pm

2016-17 VS. LAKERS (2-2)

Date	Site	Result
11/10	Golden 1 Center	L, 101-91
12/12	Golden 1 Center	W, 116-92
2/14	Staples Center	W, 97-96
4/7	Staples Center	L, 98-94

ALL-TIME SERIES (67 years)

	Overall	Home	Road
Sac-Era	44-91	28-40	16-51
All-Time	153-269		

CURRENT STREAKS

	Overall	Home	Road
Kings	L1	W1	l1

SERIES FACTS

Last Home Win: 12/12/16 (116-92)
Last Road Win: 2/14/17 (97-96)
Last Home Loss: 12/6/13 (100-106)
Last Road Loss: 4/7/17 (94-98)
Biggest Win: 34 (146-112) vs. LAL, 1/5/71
Biggest Loss: 44 (102-146) @ LAL, 2/6/68

HEAD COACH: Luke Walton (College - Arizona)
ASSOCIATE HEAD COACH: Brian Shaw (College - UC-Santa Barbara)
ASSISTANT COACHES: Jesse Mermuys (College - Arizona)
Mark Madsen (College - Stanford)
Brian Keefe (College - UNLV)
Jud Buechler (College - Arizona)
Miles Simon (College - Arizona)
ATHLETIC TRAINER: Marco Nunez (College - Cal Poly-Pomona)
DIRECTOR, STRENGTH & ENDURANCE TRAINING/HEAD STRENGTH & CONDITION COACH: Gunnar Peterson (College - Duke)

CEO & Controlling Owner: Jeanie Buss
President, Business Operations & COO: Tim Harris
President, Basketball Operations: Earving "Magic" Johnson
General Manager: Rob Pelinka
Director, Media Relations: Alison Bogli
Senior Manager, Media Relations: Ta'Nisha Cooper
Manager, Media Relations: Will Patterson
Coordinator, Media Relations: T.C. Greene
Assistant, Public Relations: Matt Fleer
Radio: ESPNLA Radio (710 AM), John Ireland, Mychal Thompson Radio (Spanish): ESPN Deportes (1330 AM), Fernando Gonzalez, Jose "Pepe" Mantilla
TV: Spectrum SportsNet - Bill Macdonald, Stu Lantz
TV (Spanish): Spectrum Deportes, Adrian Garcia Marquez, Francisco Pinto

Colors: Purple and Gold
Founded: 1948-49, Minneapolis Lakers; 1960-61, Los Angeles Lakers
NBA Titles Won: 16, last in 2009-10
All-Time NBA Record: 3261-2190 (.597)
2016-17 Record: 26-56 (4th in Pacific)
2016-17 Playoff Results: Did Not Qualify

2016-17 SEASON SERIES (2-2) SACRAMENTO KINGS VS. L.A. LAKERS

PLAYER	G-GS	MIN	FG-FGA	PCT	3FG-A	PCT	FT-FTA	PCT	OFF	DEF	TOT	AST	PF-DQ	STL	TO	BLK	PTS	AVG
Cousins	3-3	107	35-71	.493	7-16	.438	22-34	.647	7	31	38	17	8-0	6	18	4	99	33.0
Labissiere	1-1	33	8-13	.615	1-1	1.000	2-2	1.000	1	2	3	0	1-0	1	1	2	19	19.0
Collison	4-3	122	19-42	.452	6-13	.462	10-14	.714	1	11	12	30	3-0	4	13	0	54	13.5
Casspi	1-0	30	6-10	.600	1-1	1.000	0-3	.000	1	5	6	3	2-0	1	1	0	13	13.0
Hield (TOT)	3-1	58	15-28	.536	4-10	.400	1-1	1.000	0	4	4	3	5-0	1	5	0	35	11.7
Hield (SAC)	1-1	30	7-14	.500	3-5	.600	0-0	---	0	1	1	2	2-0	1	4	0	17	17.0
Gay	2-2	47	8-19	.421	0-6	.000	6-7	.857	0	13	13	3	1-0	4	1	1	22	11.0
Papagiannis	1-0	25	5-8	.625	0-0	---	0-0	---	3	7	10	3	4-0	0	2	0	10	10.0
Lawson	2-1	52	7-14	.500	2-6	.333	3-4	.750	2	5	7	6	6-0	6	7	0	19	9.5
Cauley-Stein	4-1	61	16-26	.615	0-0	---	4-6	.667	13	5	18	0	5-0	5	4	4	36	9.0
Temple	2-0	47	7-11	.636	2-2	1.000	2-2	1.000	1	2	3	3	4-0	2	1	0	18	9.0
Galloway (TOT)	3-0	58	10-28	.357	5-16	.313	0-0	---	2	8	10	9	3-0	3	2	0	25	8.3
Galloway (SAC)	1-0	20	2-7	.286	1-4	.250	0-0	---	0	3	3	5	1-0	1	1	0	5	5.0
McLemore	3-2	64	7-15	.467	5-9	.556	3-3	1.000	0	6	6	2	4-0	0	6	1	22	7.3
Afflalo	4-3	101	10-24	.417	2-6	.333	2-2	1.000	0	10	10	2	8-0	1	4	0	24	6.0
Barnes	2-0	56	5-15	.333	2-9	.222	0-0	---	4	7	11	4	5-0	3	4	3	12	6.0
Koufos	3-3	77	9-13	.692	0-0	---	0-0	---	5	9	14	3	5-0	4	1	2	18	6.0
Evans (TOT)	1-0	20	1-4	.250	0-1	.000	1-2	.500	1	2	3	2	2-0	1	3	0	3	3.0
Tolliver	4-0	62	3-10	.300	1-8	.125	0-0	---	2	7	9	6	7-0	3	4	1	7	1.8
Richardson	1-0	6	0-1	.000	0-1	.000	0-0	---	0	1	1	0	2-0	0	1	0	0	0.0
KINGS	4	960	155-317	.489	33-88	.375	55-79	.696	41	127	168	91	70-0	43	77	18	398	99.5
LAKERS	4	960	147-327	.450	35-103	.340	58-83	.699	50	115	165	78	71-1	42	72	9	387	96.8

2016-17 SEASON SERIES (2-2) LOS ANGELES LAKERS VS. SACRAMENTO

PLAYER	G-GS	MIN	FG-FGA	PCT	3FG-A	PCT	FT-FTA	PCT	OFF	DEF	TOT	AST	PF-DQ	STL	TO	BLK	PTS	AVG
Williams	3-0	73	19-42	.452	9-22	.409	17-21	.810	0	4	4	8	0-0	6	8	2	64	21.3
Russell	4-4	99	20-41	.488	8-16	.500	7-8	.875	1	8	9	11	5-0	3	17	0	55	13.8
Randle	4-4	109	20-41	.488	1-5	.200	12-14	.857	12	16	28	9	10-0	1	7	1	53	13.3
Young	3-3	85	12-31	.387	9-24	.375	1-2	.500	0	6	6	6	6-0	2	3	0	34	11.3
Clarkson	4-1	102	16-38	.421	4-12	.333	7-8	.875	2	13	15	17	7-0	3	8	1	43	10.8
Deng	3-2	70	10-21	.476	2-6	.333	0-1	.000	2	11	13	5	0-0	4	4	0	22	7.3
Mozgov	3-2	67	11-16	.688	0-0	---	0-0	---	8	4	12	1	9-0	1	2	1	22	7.3
Ingram	4-2	106	12-33	.364	1-6	.167	4-11	.364	6	12	18	9	5-0	2	3	0	29	7.3
Black	3-1	52	9-16	.563	1-1	1.000	1-2	.500	6	6	12	2	12-1	3	2	1	20	6.7
Robinson	2-0	34	6-11	.545	0-0	---	1-4	.250	5	6	11	1	1-0	3	3	2	13	6.5
Brewer (TOT)	4-0	66	9-16	.563	4-6	.667	2-2	1.000	1	7	8	5	8-0	3	6	0	24	6.0
Brewer (LAL)	1-0	22	2-7	.286	0-2	.000	2-2	1.000	0	2	2	1	1-0	2	4	0	6	6.0
Nance	4-1	91	8-16	.500	0-3	.000	4-8	.500	7	20	27	5	12-0	10	7	1	20	5.0
Ennis (TOT)	3-0	32	3-12	.250	1-5	.200	0-0	---	0	2	2	6	0-0	1	2	0	7	2.3
Ennis (LAL)	1-0	24	2-9	.222	0-3	.000	0-0	---	0	1	1	2	0-0	1	0	0	4	4.0
World Peace	2-0	12	0-3	.000	0-3	.000	2-2	1.000	1	1	2	1	1-0	1	1	0	2	1.0
Huertas	1-0	2	0-0	---	0-0	---	0-0	---	0	0	0	0	0-0	0	0	0	0	0.0
Zubac	2-0	13	0-2	.000	0-0	---	0-0	---	0	5	5	0	2-0	0	2	0	0	0.0
LAKERS	4	960	147-327	.450	35-103	.340	58-83	.699	50	115	165	78	71-1	42	72	9	387	96.8
KINGS	4	960	155-317	.489	33-88	.375	55-79	.696	41	127	168	91	70-0	43	77	18	398	99.5

LOS ANGELES LAKERS

DATE	W/L	H/A	SCORE	+/-
12/21/85	L	H	116-117	-1
12/28/85	L	H	111-133	-22
3/8/86	L	A	121-122^{2OT}	-1
3/22/86	L	H	113-115	-2
4/3/86	L	A	105-135	-30
4/12/86	L	H	92-105	-13
11/16/86	L	A	111-113	-2
12/23/86	L	H	117-127^{OT}	-10
2/4/87	L	A	92-128	-36
2/10/87	L	H	98-114	-16
3/22/87	L	A	121-129	-8
12/1/87	L	H	120-125^{OT}	-5
12/23/87	L	A	103-117	-14
1/28/88	L	H	94-115	-21
3/26/88	W	H	114-92	+22
4/3/88	L	A	104-108	-4
12/23/88	L	A	102-120	-18
1/10/89	W	H	106-97	+9
2/20/89	L	H	97-100	-3
2/24/89	L	A	103-115	-12
3/23/89	L	H	92-115	-23
4/20/89	L	A	115-118	-3
11/30/89	L	H	93-109	-16
12/26/89	L	A	102-104	-2
1/15/90	L	A	91-111	-20
2/15/90	L	H	92-101	-9
4/5/90	L	A	103-110	-7
11/9/90	L	A	86-100	-14
1/17/91	L	H	78-93	-15
3/25/91	L	H	89-99	-10
3/31/91	L	A	87-115	-28
12/10/91	L	H	90-92	-2
12/15/91	L	A	94-110	-16
1/23/92	L	H	105-108	-3
1/24/92	L	A	92-95	-3
4/16/92	W	H	102-94	+8
11/8/92	W	A	124-114	+10
12/1/92	W	H	117-110	+7
1/8/93	L	A	90-93	-3
2/24/93	L	H	99-104	-5
4/24/93	L	A	107-125	-18
11/10/93	W	H	112-101	+11
1/5/94	W	H	106-98	+8
2/10/94	W	A	103-84	+19
2/24/94	W	H	102-90	+12
4/6/94	L	A	123-128^{OT}	-5
12/23/94	L	A	89-100	-11
2/16/95	W	H	98-82	+16
3/3/95	L	A	104-109^{2OT}	-5
3/19/95	L	A	116-121	-5
4/12/95	W	H	109-99	+10
11/14/95	L	H	100-106	-6
11/24/95	W	A	99-98	+1
12/22/95	L	A	83-116	-33
3/7/96	L	H	89-102	-13
12/10/96	L	H	90-92	-2
1/2/97	L	H	83-90	-7
1/3/97	L	A	93-100	-7
4/17/97	L	A	99-108	-9
11/4/97	L	H	98-101	-3
12/30/97	L	A	80-93	-13
3/22/98	L	H	93-96	-3
3/25/98	L	A	91-114	-23
3/14/99	W	A	105-101	+4
3/26/99	W	A	111-109	+2
4/7/99	L	H	89-104	-15
12/8/99	W	H	103-91	+12
3/12/00	L	A	106-109	-3
3/26/00	L	H	89-90	-1
4/14/00	L	A	114-121	-7
11/16/00	L	H	110-112^{OT}	-2
2/4/01	L	A	94-100	-6
3/25/01	L	H	72-84	-12
3/28/01	W	A	108-84	+24
11/18/01	L	A	85-93	-8
12/7/01	W	H	97-91	+6
3/24/02	L	H	96-97	-1
4/17/02	L	A	95-109	-14
12/25/02	W	A	105-99	+6
1/31/03	L	H	113-124	-11
3/20/03	W	H	107-99	+8
4/10/03	W	H	104-117	-13
1/16/04	W	H	103-83	+20
2/26/04	W	A	103-101	+2
3/24/04	L	A	91-115	-24
4/11/04	W	H	102-85	+17
11/26/04	W	A	109-106	+3
12/16/04	L	H	99-115	-16
4/10/05	W	H	124-105	+19
4/15/05	W	A	115-106	+9
1/19/06	W	H	118-109^{OT}	+8
2/23/06	L	A	85-106	-21
3/14/06	W	H	114-98	+16
3/22/06	L	A	80-87	-7
1/4/07	L	H	128-132^{OT}	-4
3/2/07	W	A	116-108	+8
4/1/07	L	A	103-126	-23
4/18/07	L	H	106-117	-11
3/4/08	L	H	105-117	-12
3/9/08	W	A	114-113	+1
4/6/08	L	H	92-114	-22
4/15/08	L	A	101-124	-23
11/23/08	L	A	108-118	-10
12/9/08	W	H	113-101	+12
12/12/08	L	A	103-112	-9
4/7/09	L	H	104-122	-18
12/26/09	L	H	103-112^{2OT}	-9
1/1/10	L	A	108-109	-1
3/16/10	L	H	99-106	-7
4/13/10	L	A	100-106	-6
11/3/10	L	H	100-112	-12
12/3/10	L	A	80-113	-33
1/28/11	W	A	100-95	+5
4/13/11	L	H	108-116^{OT}	-8
12/26/11	W	H	100-91	+9
3/2/12	L	A	107-115	-8
4/26/12	W	H	113-96	+17
11/11/12	L	A	90-103	-13
11/21/12	W	H	113-97	+16
3/17/13	L	A	102-113	-11
3/30/13	L	H	98-103	-5
11/24/13	L	A	86-100	-14
12/6/13	L	H	100-106	-6
2/28/14	L	A	122-126	-4
4/2/14	W	H	107-102	+5
12/9/14	L	A	95-98	-3
12/21/14	W	H	108-101	+7
4/13/15	W	H	102-92	+10
4/15/15	W	A	122-99	+23
10/30/15	W	H	132-114	+18
1/7/16	W	H	118-115	+3
1/20/16	W	A	112-93	+19
3/15/16	W	A	106-98	+8

	OVR	HM	RD	NTL
48-60 53-69 (MN Era)				
60-61	8-5	5-0	2-2	1-3
61-62	5-7	3-1	1-4	1-2
62-63	3-6	2-2	1-3	0-1
63-64	4-5	2-3	2-2	
64-65	6-4	5-0	1-4	
65-66	4-6	3-1	1-4	0-1
66-67	3-6	1-2	1-3	1-1
67-68	1-6	1-1	0-4	0-1
68-69	2-4	2-0	0-3	0-1
69-70	2-4	0-2	2-1	0-1
70-71	1-4	0-1	0-2	1-1
71-72	1-4	1-1	0-3	
72-73	1-5	0-3	1-2	
73-74	1-5	1-2	0-3	
74-75	3-1	2-0	1-1	
75-76	2-3	2-0	0-3	
76-77	1-3	1-1	0-2	
77-78	2-2	2-0	0-2	
78-79	2-2	2-0	0-2	
79-80	2-4	2-1	0-3	
80-81	0-5	0-2	0-3	
81-82	1-4	1-2	0-2	
82-83	1-4	1-0	0-3	0-1
83-84	0-5	0-3	0-2	
84-85	0-5	0-2	0-3	
85-86	0-5	0-3	0-2	
86-87	0-5	0-2	0-3	
87-88	1-4	1-2	0-2	
88-89	1-5	1-2	0-3	
89-90	0-5	0-2	0-3	
90-91	0-4	0-2	0-2	
91-92	1-4	1-2	0-2	
92-93	2-3	1-1	1-2	
93-94	4-1	3-0	1-1	
94-95	2-3	2-0	0-3	
95-96	1-3	0-2	1-1	
96-97	0-4	0-2	0-2	
97-98	0-4	0-2	0-2	
98-99	2-1	1-1	1-0	
99-00	1-3	1-1	0-2	
00-01	1-3	0-2	1-1	
01-02	1-3	1-1	0-2	
02-03	2-2	1-1	1-1	
03-04	3-1	2-0	1-1	
04-05	3-1	1-1	2-0	
05-06	2-2	2-0	0-2	
06-07	1-3	0-2	1-1	
07-08	1-3	0-2	1-1	
08-09	1-3	1-1	0-2	
09-10	0-4	0-2	0-2	
10-11	1-3	0-2	1-1	
11-12	2-1	2-0	0-1	
12-13	1-3	1-1	0-2	
13-14	1-3	1-1	0-2	
14-15	3-1	2-0	1-1	
15-16	4-0	2-0	2-0	
16-17	2-2	1-1	1-1	

ERVIN "MAGIC" JOHNSON

MEMPHIS GRIZZLIES

191 Beale Street • Memphis, TN 38103
Phone: (901) 205-1234
Home Court (capacity): FedExForum (18,119) - opened 2004
www.grizzlies.com

2017-18 SERIES SCHEDULE

Date	Site	Time (PST)
1/31	Golden 1 Center	4:00pm
1/19	FedEx Forum	5:00pm
4/6	FedEx Forum	5:00pm

2016-17 VS. GRIZZLIES (2-2)

Date	Site	Result
12/16	FedEx Forum	W, 96-92
12/31	Golden 1 Center	L, 112-98
1/20	FedEx Forum	L, 107-91
3/27	Golden 1 Center	W, 91-90

ALL-TIME SERIES (21 years)

	Overall	Home	Road
Sac-Era	45-38	30-11	15-27
All-Time	45-38	30-11	15-27

CURRENT STREAKS

	Overall	Home	Road
Kings	W1	W1	L1

SERIES FACTS

Last Home Win: 3/27/17 (91-90)
Last Road Win: 12/16/16 (96-92)
Last Home Loss: 12/31/16 (98-112)
Last Road Loss: 1/20/17 (91-107)
Biggest Win: 28 (118-90) vs. Vanc., 4/6/01
Biggest Loss: 33 (95-128) at Mem., 1/21/12

HEAD COACH: David Fizdale (College - San Diego)
ASSOCIATE HEAD COACH: J.B. Bickerstaff (College - Minnesota)
ASSISTANT COACHES: Keith Smart (College - Indiana)
Bob Bender (College - Duke)
Nick Van Exel (College - Cincinnati)
Adam Mazarei (College - Redlands)
MEDICAL DIRECTOR: Allen Gruver (College - Elon)
HEAD ATHLETIC TRAINER: Jim Scholler (College - Ohio State)
STRENGTH & CONDITIONING COACH: Chattin Hill (College - Central Washington)

Controlling Owner: Robert J. Pera
General Manager: Chris Wallace
Vice President of Basketball Operations: John Hollinger
Director, Communications and Publications: Jason Wallace
Manager, Communications & Publications: Ross Wooden
Sr. Coordinator, Communications & Publications: Kerri Harper
Radio: WMFS ESPN (92.9FM/680 AM), Eric Hasseltine, Hank McDowell, Elliot Perry
TV: Fox Sports Southeast (Cable), Pete Pranica, Sean Tuohy, Brevin Knight, Rob Fischer, Chris Vernon

Colors: Memphis Midnight, Beale Street Blue, Smoke Blue, Grizzlies Gold
Founded: 1995-96 expansion team, Vancouver Grizzlies; 2000-01, Memphis Grizzlies
NBA Titles Won: None
All-Time NBA Record: 694-980 (.415)
2015-16 Record: 42-40 (3rd in Southwest)
2015-16 Playoff Results: Lost 4-0 to San Antonio in First Round

2016-17 SEASON SERIES (2-2) SACRAMENTO KINGS VS. MEMPHIS

PLAYER	G-GS	MIN	FG-FGA	PCT	3FG-A	PCT	FT-FTA	PCT	OFF	DEF	TOT	AST	PF-DQ	STL	TO	BLK	PTS	AVG
Cousins	3-3	102	19-49	.388	2-9	.222	27-31	.871	3	20	23	11	14-1	5	11	2	67	22.3
Collison	4-4	140	22-49	.449	2-10	.200	8-9	.889	2	11	13	19	10-0	1	3	0	54	13.5
Galloway (TOT)	4-0	84	16-34	.471	11-22	.500	5-7	.714	1	3	4	4	5-0	2	1	1	48	12.0
Galloway (SAC)	1-0	5	0-0	---	0-0	---	0-0	---	1	0	1	0	0-0	0	0	0	0	0.0
Barnes	3-1	80	10-25	.400	6-15	.400	9-14	.643	3	16	19	8	3-0	0	3	1	35	11.7
Hield (TOT)	4-3	107	16-39	.410	9-23	.391	4-4	1.000	0	13	13	3	8-0	4	3	1	45	11.3
Hield (SAC)	1-1	34	5-12	.417	2-7	.286	2-2	1.000	0	4	4	0	1-0	0	1	0	14	14.0
Temple	4-3	135	12-34	.353	8-22	.364	8-9	.889	3	13	16	11	7-0	5	5	4	40	10.0
Tolliver	4-0	108	12-27	.444	7-19	.368	9-10	.900	8	9	17	6	10-0	1	4	2	40	10.0
Koufos	4-4	104	15-27	.556	0-0	---	5-9	.556	11	17	28	3	14-1	4	3	10	35	8.8
Lawson	4-0	74	8-21	.381	1-5	.200	14-21	.667	1	9	10	7	5-0	1	5	0	31	7.8
Afflalo	1-1	25	2-5	.400	0-3	.000	1-1	1.000	0	2	2	0	0-0	2	1	0	5	5.0
McLemore	4-2	60	8-24	.333	1-11	.091	2-3	.667	0	1	1	0	6-0	2	3	1	19	4.8
Cauley-Stein	4-1	51	5-9	.556	0-0	---	8-10	.800	2	9	11	3	8-0	2	2	1	18	4.5
Evans (TOT)	1-0	27	2-7	.286	0-1	.000	0-0	---	0	5	5	4	2-0	2	3	1	4	4.0
Richardson	2-0	16	2-5	.400	1-4	.250	3-4	.750	0	2	2	1	0-0	0	0	0	8	4.0
Labissiere	3-0	19	3-4	.750	0-0	---	2-4	.500	2	5	7	0	3-0	1	3	0	8	2.7
Casspi	1-0	6	1-4	.250	0-1	.000	0-0	---	1	0	1	0	0-0	0	0	0	2	2.0
Papagiannis	1-0	3	0-0	---	0-0	---	0-0	---	0	0	0	0	0-0	0	0	0	0	0.0
KINGS	4	960	124-295	.420	30-106	.283	98-127	.772	37	118	155	69	81-2	24	47	21	376	94.0
GRIZZLIES	4	960	142-337	.421	38-114	.333	79-99	.798	59	131	190	80	93-1	23	43	17	401	100.3

2016-17 SEASON SERIES (2-2) MEMPHIS GRIZZLIES VS. SACRAMENTO

PLAYER	G-GS	MIN	FG-FGA	PCT	3FG-A	PCT	FT-FTA	PCT	OFF	DEF	TOT	AST	PF-DQ	STL	TO	BLK	PTS	AVG
Conley	4-4	132	24-54	.444	6-19	.316	14-18	.778	5	17	22	26	4-0	4	10	2	68	17.0
Gasol	3-3	91	15-43	.349	3-11	.273	17-17	1.000	1	15	16	10	9-0	1	4	2	50	16.7
Randolph	4-1	107	23-57	.404	2-7	.286	13-15	.867	14	26	40	12	11-0	0	5	1	61	15.3
Allen	4-4	105	20-38	.526	1-2	.500	5-8	.625	16	14	30	2	7-0	4	4	1	46	11.5
Wright	1-0	21	5-7	.714	0-0	---	1-2	.500	1	1	2	0	2-0	2	1	0	11	11.0
Green	4-4	112	13-26	.500	5-13	.385	7-8	.875	10	16	26	7	13-0	2	4	3	38	9.5
Carter	4-1	89	11-25	.440	7-17	.412	5-7	.714	2	15	17	3	5-0	5	2	2	34	8.5
Daniels	4-0	77	11-33	.333	8-23	.348	4-4	1.000	1	6	7	1	8-0	0	2	1	34	8.5
Harrison	4-0	79	10-21	.476	4-9	.444	8-10	.800	2	7	9	10	14-1	1	4	1	32	8.0
Parsons	1-1	16	3-7	.429	1-4	.250	0-0	---	0	1	1	2	1-0	1	0	0	7	7.0
Ennis	3-1	82	5-14	.357	1-7	.143	3-8	.375	5	8	13	7	10-0	0	3	3	14	4.7
Williams	1-1	16	1-3	.333	0-0	---	0-0	---	0	2	2	0	2-0	0	1	1	2	2.0
Martin	3-0	29	1-7	.143	0-1	.000	2-2	1.000	2	2	4	0	7-0	3	2	0	4	1.3
Baldwin	1-0	2	0-1	.000	0-1	.000	0-0	---	0	0	0	0	0-0	0	0	0	0	0.0
Davis	1-0	3	0-1	.000	0-0	---	0-0	---	0	1	1	0	0-0	0	0	0	0	0.0
GRIZZLIES	4	960	142-337	.421	38-114	.333	79-99	.798	59	131	190	80	93-1	23	43	17	401	100.3
KINGS	4	960	124-295	.420	30-106	.283	98-127	.772	37	118	155	69	81-2	24	47	21	376	94.0

MEMPHIS GRIZZLIES

DATE	W/L	H/A	SCORE	+/-
Vancouver				
12/18/95	W	H	92-85	+7
2/14/96	L	A	86-93	+7
3/11/96	W	H	92-88	+4
4/12/96	L	A	98-99	-1
11/18/96	W	A	84-83	+1
12/26/96	W	H	111-88	+23
1/11/97	W	A	109-101	+8
4/8/97	W	H	109-93	+16
11/1/97	L	A	96-97	-1
1/2/98	W	H	94-80	+14
3/6/98	W	A	98-96	+2
4/19/98	L	H	108-112OT	-4
2/7/99	W	H	109-87	+22
3/2/99	W	A	111-101	+10
4/11/99	W	A	91-88	+3
5/5/99	W	H	99-95	+4
11/16/99	W	H	81-77	+4
12/15/99	W	A	109-106	+3
2/26/00	L	A	90-102	-12
2/29/00	W	H	112-87	+25
12/22/01	W	A	95-91	+4
2/2/02	W	H	105-95	+10
4/6/01	W	A	118-90	+28
4/16/01	W	H	110-100	+10
Memphis				
11/26/01	L	A	94-98	-4
12/16/01	W	H	104-87	+17
1/21/02	W	H	112-98	+14
4/2/02	W	A	107-83	+24
11/2/02	W	A	116-99	+17
11/8/02	W	H	99-91	+8
1/12/03	W	H	106-98	+8
1/23/03	W	A	104-98	+6
11/25/03	W	H	109-89	+20
12/16/03	L	A	100-105	-5
12/23/03	W	H	114-97	+17
1/23/04	L	A	95-109	-14
11/19/04	W	H	107-105	+2
11/30/04	W	A	98-93	+5
3/8/05	W	H	85-82	+3
1/10/06	L	A	85-99	-14
2/7/06	W	H	104-96	+8
2/15/06	L	A	78-84	-6
3/10/06	W	H	105-93	+12
11/15/06	W	H	115-111	+4
1/29/07	L	A	117-124	-7
4/10/07	W	A	112-100	+12
1/10/08	W	H	116-113	+3
2/12/08	L	A	94-107	-13
3/22/08	L	A	111-117	-6
3/26/08	W	H	107-106OT	+1
11/5/08	W	H	100-95	+5
11/18/08	L	A	94-109	-15
2/20/09	W	A	115-106	+9
3/27/09	L	H	95-113	-18
11/2/09	W	H	127-116OT	+11
11/23/09	L	A	105-116	-9
3/22/10	L	H	85-102	-17
11/6/10	L	H	91-100	-9
12/29/10	W	H	100-98	+2
2/26/11	L	A	92-120	-28
4/8/11	L	A	96-101	-5
1/3/12	L	A	96-113	-17
1/21/12	L	A	95-128	-33
3/20/12	W	H	119-110	+9
1/7/13	L	H	81-113	-32
1/18/13	L	A	69-85	-16
2/12/13	L	A	101-108	-7
4/7/13	L	H	87-89	-2
11/17/13	L	H	86-97	-11
1/17/14	L	A	90-91	-1
1/29/14	L	H	89-99	-10
11/13/14	L	A	110-111	-1
11/30/14	L	H	85-97	-12
2/25/15	W	H	102-90	+12
3/30/15	L	A	83-97	-14
11/3/15	L	H	89-103	-14
1/30/16	L	A	117-121	-4
3/2/16	L	A	98-104	-6
12/16/16	W	A	96-92	+4
12/31/16	L	H	98-112	-14
1/20/17	L	A	91-107	-16
3/27/17	W	H	91-90	+1

	OVR	HM	RD
95-96	2-2	2-0	0-2
96-97	4-0	2-0	2-0
97-98	2-2	1-1	1-1
98-99	4-0	2-0	2-0
99-00	3-1	2-0	1-1
00-01	4-0	2-0	2-0
01-02	3-1	2-0	1-1
02-03	4-0	2-0	2-0
03-04	2-2	2-0	0-2
04-05	3-0	2-0	1-0
05-06	2-2	2-0	0-2
06-07	2-1	1-0	1-1
07-08	2-2	2-0	0-2
08-09	2-2	1-1	1-1
09-10	1-2	1-1	0-1
10-11	1-3	1-1	0-2
11-12	1-2	1-0	0-2
12-13	0-4	0-2	0-2
13-14	0-3	0-2	0-1
14-15	1-3	1-1	0-2
15-16	0-3	0-1	0-2
16-17	2-2	1-1	1-1

SHAREEF ABDUR-RAHIM

MIAMI HEAT

AmericanAirlines Arena • 601 Biscayne Blvd. • Miami, FL 33132
Phone: (786) 777-4328
Home Court (capacity): AmericanAirlines Arena (19,600) - opened 2000
www.heat.com

2017-18 SERIES SCHEDULE

Date	Site	Time (PST)
1/25	American Airlines Arena	4:30pm
3/14	Golden 1 Center	7:00pm

2016-17 VS. HEAT (0-2)

Date	Site	Result
11/1	American Airlines Arena	L^{OT},108-96
1/4	Golden 1 Center	L, 107-102

ALL-TIME SERIES (28 years)

	Overall	Home	Road
Sac-Era	17-40	14-14	3-26
All-Time	17-40	14-14	3-26

CURRENT STREAKS

	Overall	Home	Road
Kings	L6	L3	L15

SERIES FACTS

Last Home Win: 12/27/13 (108-103 OT)
Last Road Win: 11/10/01 (90-75)
Last Home Loss: 1/4/17 (102-107)
Last Road Loss: 11/1/16 (108-96)
Biggest Win: 39 (108-69) vs. Miami, 4/10/89
Biggest Loss: 31 (84-115) @ Miami, 1/23/10

HEAD COACH: Erik Spoelstra (College - Portland)
ASSISTANT COACHES: Juwan Howard (College - Michigan)
Dan Craig (College - Plymouth State University)
ASSISTANT COACH/DIRECTOR OF PLAYER DEVELOPMENT:
Chris Quinn (College - Notre Dame)
ASSISTANT COACH/PLAYER DEVELOPMENT:
Octavio de la Grana (College - Liberty)
DIRECTOR OF STRENGTH AND CONDITIONING COACH:
Eric Foran (College - Florida)
HEAD ATHLETIC TRAINER: Jay Sabol (College - Florida International)

Managing General Partner: Micky Arison
Chief Executive Officer: Nick Arison
President: Pat Riley
Senior VP, Basketball Operations/General Manager: Andy Elisburg
Vice President, Sports Media Relations: Tim Donovan
Senior Director, Sports Media Relations: Rob Wilson
Director of Sports Media Relations: Michael Lissack
Sports Media Relations Manager: Nick Maiorana
Cable Television: Fox Sports Sun, Eric Reid, Tony Fiorentino, Jason Jackson
Radio: The Ticket (790 AM), Mike Inglis, John Crotty, Ron Rothstein
Spanish Radio: WAQI (710 AM), José Pañeda, Joe Pujala

Colors: Red, Yellow, Black, White
Founded: 1988-89 expansion team, Miami Heat
NBA Titles Won: 3, 2005-06, 2011-12, 2012-13
All-Time NBA Record: 1211-1119
2016-17 Record: 48-34 (1st in Southeast)
2016-17 Playoff Results: Did Not Qualify

2016-17 SEASON SERIES (0-2) SACRAMENTO KINGS VS. MIAMI

PLAYER	G-GS	MIN	FG-FGA	PCT	3FG-A	PCT	FT-FTA	PCT	OFF	DEF	TOT	AST	PF-DQ	STL	TO	BLK	PTS	AVG
Gay	1-1	42	11-24	.458	2-4	.500	6-6	1.000	0	12	12	1	2-0	1	2	0	30	30.0
Cousins	2-2	67	12-31	.387	0-4	.000	19-26	.731	1	12	13	8	11-1	2	5	1	43	21.5
Afflalo	2-1	72	12-25	.480	4-8	.500	5-5	1.000	0	4	4	1	8-0	1	5	0	33	16.5
Galloway (TOT)	1-0	29	4-11	.364	3-7	.429	0-0	---	0	1	1	0	4-0	1	1	0	11	11.0
Collison	1-1	27	4-11	.364	1-1	1.000	1-1	1.000	0	2	2	3	3-0	0	1	1	10	10.0
Tolliver	2-0	42	7-9	.778	2-3	.667	3-3	1.000	1	6	7	2	5-0	0	2	0	19	9.5
Lawson	2-1	66	8-17	.471	1-3	.333	0-0	---	0	5	5	10	6-0	1	5	0	17	8.5
Temple	2-0	61	8-16	.500	0-5	.000	1-1	1.000	2	2	4	2	5-0	3	2	2	17	8.5
Evans (TOT)	1-0	15	1-7	.143	1-2	.500	4-4	1.000	0	5	5	5	2-0	1	1	0	7	7.0
Barnes	2-2	56	5-16	.313	2-9	.222	0-0	---	4	11	15	7	7-0	1	7	1	12	6.0
Koufos	2-1	40	5-6	.833	0-1	.000	2-2	1.000	3	10	13	2	3-0	1	2	2	12	6.0
Hield (TOT)	1-1	18	1-8	.125	1-4	.250	0-0	---	0	3	3	2	0-0	1	0	0	3	3.0
Cauley-Stein	1-0	7	1-2	.500	0-0	---	0-0	---	2	1	3	1	1-0	1	0	0	2	2.0
McLemore	2-1	24	1-10	.100	1-5	.200	0-0	---	0	1	1	1	0-0	1	0	0	3	1.5
KINGS	2	505	74-167	.443	13-43	.302	37-44	.841	13	66	79	38	51-1	12	32	7	198	99.0
HEAT	2	505	72-158	.456	25-57	.439	46-58	.793	13	71	84	48	41-1	18	36	18	215	107.5

2016-17 SEASON SERIES (2-0) MIAMI HEAT VS. SACRAMENTO

PLAYER	G-GS	MIN	FG-FGA	PCT	3FG-A	PCT	FT-FTA	PCT	OFF	DEF	TOT	AST	PF-DQ	STL	TO	BLK	PTS	AVG
T. Johnson	2-0	63	14-22	.636	4-6	.667	13-15	.867	3	7	10	4	2-0	3	3	4	45	22.5
Dragic	2-2	71	13-26	.500	5-10	.500	13-16	.813	1	7	8	15	3-0	4	5	2	44	22.0
Whiteside	1-1	28	6-13	.462	0-0	---	2-4	.500	2	9	11	0	5-0	1	5	2	14	14.0
Ellington	1-0	24	4-8	.500	4-5	.800	1-1	1.000	0	0	0	0	0-0	1	0	1	13	13.0
Waiters	2-1	52	9-18	.500	1-4	.250	5-7	.714	0	5	5	5	2-0	1	6	2	24	12.0
Babbitt	2-2	41	6-13	.462	6-12	.500	1-1	1.000	0	6	6	0	5-0	1	2	0	19	9.5
J. Johnson	2-0	43	5-13	.385	2-5	.400	6-6	1.000	2	11	13	7	7-1	1	4	4	18	9.0
Richardson	1-1	37	4-11	.364	1-7	.143	0-0	---	0	8	8	4	1-0	2	3	0	9	9.0
Winslow	1-1	41	3-15	.200	2-5	.400	1-2	.500	1	2	3	7	3-0	1	2	0	9	9.0
Reed	2-1	33	5-8	.625	0-0	---	0-0	---	0	6	6	0	4-0	1	1	2	10	5.0
Haslem	2-0	34	2-6	.333	0-0	---	3-4	.750	2	5	7	3	9-0	1	2	1	7	3.5
McGruder	2-1	38	1-5	.200	0-3	.000	1-2	.500	2	5	7	3	0-0	1	0	0	3	1.5
HEAT	2	505	72-158	.456	25-57	.439	46-58	.793	13	71	84	48	41-1	18	36	18	215	107.5
KINGS	2	505	74-167	.443	13-43	.302	37-44	.841	13	66	79	38	51-1	12	32	7	198	99.0

MIAMI HEAT

DATE	W/L	H/A	SCORE	+/-
12/7/88	W	A	96-94	+2
12/15/88	W	H	94-90	+4
2/5/89	L	A	98-102	-4
4/10/89	W	H	108-69	+39
2/28/90	L	A	92-113	-21
3/13/90	W	H	121-87	+34
1/8/91	L	A	83-95	-12
4/2/91	W	H	96-90	+6
11/22/91	L	A	112-118	-6
1/4/92	L	H	98-110	-12
12/15/92	L	A	98-106	-8
1/9/93	W	H	108-94	+14
12/26/93	L	A	95-109	-14
1/11/94	W	H	103-95	+8
11/29/94	W	A	94-89	+5
1/7/95	W	H	96-95	+1
12/10/95	W	H	110-90	+20
2/5/96	L	A	92-103	-11
11/22/96	L	H	108-111[20T]	-3
3/26/97	L	A	88-101	-13
11/11/97	L	A	82-101	-19
2/20/98	L	H	77-91	-24
11/29/99	L	A	88-98	-10
12/10/99	L	H	97-101	-10
12/10/00	W	H	101-97	+4
3/14/01	L	A	104-114	-10
11/10/01	W	A	90-75	+15
12/9/01	W	H	95-88	+7
11/3/02	L	A	77-88	-10
1/5/03	W	H	96-70	+26
1/13/04	W	H	90-86	+4
3/6/04	L	A	96-102	-6
12/23/04	L	H	107-109	-2
3/4/05	L	A	83-104	-21
12/2/05	L	H	87-98	-11
1/22/06	L	A	99-119	-20
12/7/06	L	H	91-93[OT]	-2
3/16/07	L	A	97-103	-6
2/26/08	L	A	86-107	-21
3/2/08	W	H	120-109	+11
10/31/08	L	A	77-103	-26
1/9/09	L	H	115-119[OT]	-4
12/6/09	L	H	102-115	-13
1/23/10	L	A	84-115	-31
12/11/10	L	H	83-104	-21
2/22/11	L	A	97-117	-20
2/21/12	L	A	108-120	-12
1/12/13	L	H	99-128	-29
2/26/13	L	A	129-141[20T]	-12
12/20/13	L	A	103-122	-19
12/27/13	W	H	108-103[OT]	+5
1/16/15	L	H	83-95	-12
3/7/15	L	A	109-114[OT]	-5
11/19/15	L	A	109-116	-7
4/1/16	L	H	106-112	-6
11/16/16	L	A	96-108[OT]	-12
1/4/17	W	H	102-107	-5

	OVR	HM	RD
88-89	3-1	2-0	1-1
89-90	1-1	1-0	0-1
90-91	1-1	1-0	0-1
91-92	0-2	0-1	0-1
92-93	1-1	1-0	0-1
93-94	1-1	1-0	0-1
94-95	2-0	1-0	1-0
95-96	1-1	1-0	0-1
96-97	0-2	0-1	0-1
97-98	0-2	0-1	0-1
98-99	0-0	0-0	0-0
99-00	0-2	0-1	0-1
00-01	1-1	1-0	0-1
01-02	2-0	1-0	1-0
02-03	1-1	1-0	0-1
03-04	1-1	1-0	0-1
04-05	0-2	0-1	0-1
05-06	0-2	0-1	0-1
06-07	0-2	0-1	0-1
07-08	1-1	1-0	0-1
08-09	0-2	0-1	0-1
09-10	0-2	0-1	0-1
10-11	0-2	0-1	0-1
11-12	0-1	0-0	0-1
12-13	0-2	0-1	0-1
13-14	1-1	1-0	0-1
14-15	0-2	0-1	0-1
15-16	0-2	0-1	0-1
16-17	0-2	0-1	0-1v

ALONZO MOURNING

MILWAUKEE BUCKS

1001 N. Fourth Street • Milwaukee, WI 53203
Phone: (414) 227-0500
Home Court (capacity): BMO Harris Bradley Center (18,717) - opened 1988
www.bucks.com

2017-18 SERIES SCHEDULE

Date	Site	Time (PST)
11/28	Golden 1 Center	7:00 pm
12/2	BMO Harris Bradley Center	5:30 pm

2015-16 VS. BUCKS (2-0)

Date	Site	Result
11/5	BMO Harris Bradley Center	L, 91-117
3/22	Golden 1 Center	L, 98-116

ALL-TIME SERIES (47 years)

	Overall	Home	Road
Sac-Era	32-29	17-15	15-15
All-Time	59-82	34-36	23-46

CURRENT STREAKS

	Overall	Home	Road
Kings	L2	L1	L1

SERIES FACTS
Last Home Win: 2/1/16 (111-104)
Last Road Win: 11/25/15 (129-118)
Last Home Loss: 3/22/17 (98-116)
Last Road Loss: 11/5/16 (91-117)
Biggest Win: 25 (101-76) @ Mil., 1/7/03
25 (98-73) @ Mil., 3/10/02
25 (122-97) @ Mil., 3/20/96
25 (129-104) @ Mil., 11/24/69
Biggest Loss: 58 (82-140) @ Mil., 12/15/85

HEAD COACH: Jason Kidd (College - California)
ASSISTANT COACHES: Joe Prunty (College - Cal Poly San Luis Obispo)
Eric Hughes (College - Cal State - Hayward)
Greg Foster (College - Texas El Paso)
Sean Sweeney (College - St. Thomas)
Stacey Augmon (College - UNLV)
TRAINER: Scott Faust (College - Alabama Huntsville)
STRENGTH & REHABILITATION SPECIALIST: Suki Hobson (College – Leeds)

Owners: Wes Edens, Marc Lasry and Jamie Dinan
General Manager: John Hammond
Vice President of Public Relations: Dan Smyczek
Director of Communications: Mark Rosenberg
Public Relations Coordinator: Erika Johnson
Radio: 620 WTMJ AM, Ted Davis, Dennis Krause
TV: Fox Sports Wisconsin, Jim Paschke, Jon McGlocklin, Gus Johnson, Marques Johnson

Colors: Good Land Green, Cream City Cream, Great Lakes Blue, Bucks Black
Founded: 1968-69, Milwaukee Bucks
NBA Titles Won: 1, 1970-71
All-Time NBA Record: 2025-1945 (.510)
2016-17 Record: 42-40 (2nd in Central)
2016-17 Playoff Results: Lost 2-4 to Toronto in First Round

2016-17 SEASON SERIES (0-2) SACRAMENTO KINGS VS. MILWAUKEE

PLAYER	G-GS	MIN	FG-FGA	PCT	3FG-A	PCT	FT-FTA	PCT	OFF	DEF	TOT	AST	PF-DQ	STL	TO	BLK	PTS	AVG
Evans (TOT)	1-0	21	8-14	.571	2-3	.667	0-1	.000	1	2	3	2	2-0	0	2	0	18	18.0
Evans (SAC)	1-0	21	8-14	.571	2-3	.667	0-1	.000	1	2	3	2	2-0	0	2	0	18	18.0
Temple	2-0	52	12-17	.706	7-10	.700	0-0	---	0	6	6	7	3-0	4	2	0	31	15.5
Cousins	1-1	28	5-12	.417	0-2	.000	5-6	.833	0	4	4	0	3-0	1	2	3	15	15.0
Hield (TOT)	3-1	66	15-33	.455	6-18	.333	4-6	.667	2	6	8	2	0-0	3	6	0	40	13.3
Hield (SAC)	1-1	36	8-16	.500	2-6	.333	3-5	.600	1	3	4	2	0-0	1	1	0	21	21.0
Collison	1-1	27	3-5	.600	1-2	.500	3-3	1.000	0	1	1	7	0-0	1	1	0	10	10.0
Afflalo	2-2	46	7-19	.368	3-8	.375	2-2	1.000	1	3	4	0	6-0	0	2	0	19	9.5
Farmar	1-0	25	3-10	.300	3-8	.375	0-0	---	1	1	2	7	0-0	2	2	0	9	9.0
Cauley-Stein	2-1	44	7-12	.583	0-0	---	2-3	.667	1	10	11	3	5-0	1	3	4	16	8.0
Labissiere	2-1	46	7-13	.538	0-1	.000	2-3	.667	6	5	11	1	3-0	2	0	0	16	8.0
Barnes	1-0	14	2-7	.286	0-1	.000	2-2	1.000	0	2	2	2	0-0	0	0	0	6	6.0
Casspi	1-1	24	3-8	.375	0-3	.000	0-0	---	3	3	6	2	1-0	0	3	0	6	6.0
Koufos	1-1	13	2-4	.500	0-0	---	0-0	---	4	3	7	1	2-0	0	1	0	4	4.0
Papagiannis	2-0	29	3-10	.300	0-0	---	0-0	---	2	6	8	0	5-0	0	2	2	6	3.0
Richardson	1-0	6	1-3	.333	1-3	.333	0-0	---	0	0	0	0	0-0	0	0	0	3	3.0
Tolliver	1-0	15	1-4	.250	1-4	.250	0-0	---	0	0	0	2	1-0	1	1	0	3	3.0
Galloway (TOT)	2-0	22	2-7	.286	1-2	.500	0-0	---	0	6	6	1	1-0	1	1	0	5	2.5
McLemore	2-0	35	2-10	.200	0-3	.000	1-2	.500	0	2	2	4	1-0	1	2	0	5	2.5
Lawson	1-1	20	0-4	.000	0-0	---	1-2	.500	1	1	2	6	2-0	0	2	0	1	1.0
KINGS	2	480	74-168	.440	20-54	.370	21-29	.724	21	52	73	46	34-0	14	28	9	189	94.5
BUCKS	2	480	84-163	.515	30-68	.441	35-44	.795	24	67	91	56	33-0	21	28	14	233	116.5

2016-17 SEASON SERIES (2-0) MILWAUKEE BUCKS VS. SACRAMENTO

PLAYER	G-GS	MIN	FG-FGA	PCT	3FG-A	PCT	FT-FTA	PCT	OFF	DEF	TOT	AST	PF-DQ	STL	TO	BLK	PTS	AVG
Antetokounmpo	2-2	65	17-31	.548	1-3	.333	14-18	.778	6	16	22	13	5-0	6	4	2	49	24.5
Parker	1-1	25	6-14	.429	0-2	.000	7-7	1.000	3	3	6	2	1-0	3	0	1	19	19.0
Teletovic	2-0	41	12-19	.632	10-17	.588	1-2	.500	0	4	4	3	3-0	0	1	1	35	17.5
Middleton	1-1	31	5-11	.455	3-6	.500	0-0	---	0	2	2	4	0-0	2	2	1	13	13.0
Hawes (TOT)	2-0	47	7-10	.700	2-4	.500	6-7	.857	3	7	10	3	5-0	0	1	3	22	11.0
Hawes (MIL)	1-0	18	3-4	.750	2-3	.667	2-3	.667	1	2	3	2	0-0	0	0	2	10	10.0
Monroe	2-0	34	7-10	.700	0-0	---	7-8	.875	2	5	7	3	6-0	1	4	1	21	10.5
Beasley	1-0	16	5-10	.500	0-1	.000	0-0	---	1	3	4	0	0-0	1	0	0	10	10.0
Terry	1-0	22	3-5	.600	3-5	.600	0-0	---	1	3	4	3	0-0	2	1	0	9	9.0
Vaughn	2-0	27	6-11	.545	4-9	.444	0-0	---	0	3	3	3	2-0	0	1	2	16	8.0
Brogdon	2-1	56	6-14	.429	2-6	.333	1-1	1.000	1	5	6	10	3-0	1	5	0	15	7.5
Dellavedova	2-1	40	5-13	.385	3-5	.600	0-0	---	1	6	7	8	1-0	3	2	0	13	6.5
Plumlee	1-1	15	2-2	1.000	0-0	---	2-2	1.000	1	2	3	0	3-0	0	0	3	6	6.0
Henson	1-0	16	2-3	.667	0-0	---	0-1	.000	4	0	4	2	4-0	0	2	1	4	4.0
Jones (TOT)	2-0	28	3-7	.429	0-0	---	1-2	.500	1	4	5	1	3-0	4	1	2	7	3.5
Jones (MIL)	1-0	2	0-1	.000	0-0	---	0-0	---	0	0	0	0	0-0	1	0	0	0	0.0
Maker	2-1	20	3-5	.600	0-2	.000	1-2	.500	2	7	9	0	3-0	0	0	0	7	3.5
Snell	2-2	47	2-9	.222	2-8	.250	0-0	---	1	6	7	3	2-0	1	3	0	6	3.0
Novak	1-0	4	0-1	.000	0-1	.000	0-0	---	0	0	0	0	0-0	0	0	0	0	0.0
BUCKS	2	480	84-163	.515	30-68	.441	35-44	.795	24	67	91	56	33-0	21	28	14	233	116.5
KINGS	2	480	74-168	.440	20-54	.370	21-29	.724	21	52	73	46	34-0	14	28	9	189	94.5

MILWAUKEE BUCKS

DATE	W/L	H/A	SCORE	+/-
11/21/85	L	H	97-131	-34
12/15/85	L	A	82-140	-58
11/22/86	L	H	99-107	-8
1/13/87	L	A	89-113	-24
11/19/87	L	H	113-117[OT]	-4
3/15/88	L	A	97-108	-11
1/24/89	L	H	110-114	-4
1/31/89	L	A	104-117	-13
12/5/89	W	H	118-103	+15
1/30/90	L	A	102-109	-7
1/23/91	W	H	95-91	+4
2/1/91	L	A	112-117	-5
1/11/92	W	A	106-105[OT]	+1
3/24/92	W	H	113-102	+11
12/22/92	W	A	102-99[OT]	+3
3/27/93	L	H	105-125	-20
12/15/93	L	H	95-96	-1
3/11/94	W	A	108-100	+8
12/6/94	W	H	108-95	+13
1/11/95	L	A	88-97	-9
3/13/96	W	H	104-95	+9
3/20/96	W	A	122-97	+25
11/15/96	W	H	103-99	+4
3/1/97	W	A	103-92	+11
1/24/98	L	A	97-101	-4
4/3/98	L	H	86-87	-1
12/21/99	W	H	108-95	+13
1/26/00	L	A	104-112	-8
2/6/01	L	A	109-112	-3
4/3/01	L	H	101-107	-6
1/6/02	W	H	115-101	+14
3/10/02	W	A	98-73	+25
1/7/03	W	A	101-76	+25
2/18/03	W	H	102-93	+9
2/10/04	W	A	124-117	+7
3/23/04	L	H	101-112	-11
11/21/04	W	H	88-79	+9
12/14/04	W	A	89-86	+3
11/18/05	W	H	103-82	+21
3/8/06	W	A	123-116	+7
11/4/06	L	A	91-104	-13
1/24/07	W	H	114-106	+8
12/10/07	W	H	96-93	+3
12/19/07	W	A	102-89	+13
1/16/09	L	H	122-129	-7
1/24/09	L	A	104-106	-2
12/19/09	W	A	96-95	+1
3/19/10	L	H	108-114[2OT]	-6
12/23/10	L	H	79-84	-5
3/23/11	W	A	97-90	+7
1/5/12	W	H	103-100	+3
12/12/12	L	A	85-98	-13
3/10/13	L	H	113-115	-2
3/5/14	W	A	116-102	+14
3/23/14	W	H	124-107	+17
12/18/14	L	H	107-108	-1
2/11/15	L	A	103-111	-8
11/25/15	W	A	129-118	+11
2/1/16	W	H	111-104	+7
11/5/16	L	A	91-117	-26
3/22/17	L	H	98-116	-18

	OVR	HM	RD	NTL
68-69	5-1	2-1	2-0	1-0
69-70	2-5	1-1	1-3	0-1
70-71	1-4	1-1	0-2	0-1
71-72	0-5	0-3	0-2	
72-73	1-6	1-3	0-3	
73-74	0-7	0-3	0-4	
74-75	6-3	4-1	1-2	1-0
75-76	2-5	2-1	0-4	
76-77	2-2	2-0	0-2	
77-78	0-4	0-2	0-2	
78-79	2-2	1-1	1-1	
79-80	3-3	2-1	1-2	
80-81	1-1	1-0	0-1	
81-82	1-1	0-1	1-0	
82-83	1-1	1-0	0-1	
83-84	0-2	0-1	0-1	
84-85	0-2	0-1	0-1	
85-86	0-2	0-1	0-1	
86-87	0-2	0-1	0-1	
87-88	0-2	0-1	0-1	
88-89	0-2	0-1	0-1	
89-90	1-1	1-0	0-1	
90-91	1-1	1-0	0-1	
91-92	2-0	1-0	1-0	
92-93	1-1	0-1	1-0	
93-94	1-1	0-1	1-0	
94-95	1-1	1-0	0-1	
95-96	2-0	1-0	1-0	
96-97	2-0	1-0	1-0	
97-98	0-2	0-1	0-1	
98-99	0-0	0-0	0-0	
99-00	1-1	1-0	0-1	
00-01	0-2	0-1	0-1	
01-02	2-0	1-0	1-0	
02-03	2-0	1-0	1-0	
03-04	1-1	0-1	1-0	
04-05	2-0	1-0	1-0	
05-06	2-0	1-0	1-0	
06-07	1-1	1-0	0-1	
07-08	2-0	1-0	1-0	
08-09	0-2	0-1	0-1	
09-10	1-1	0-1	1-0	
10-11	1-1	0-1	1-0	
11-12	1-0	1-0	0-0	
12-13	0-2	0-1	0-1	
13-14	2-0	1-0	1-0	
14-15	0-2	0-1	0-1	
15-16	2-0	1-0	1-0	
16-17	0-2	0-1	0-1	

SIDNEY MONCRIEF

MINNESOTA TIMBERWOLVES

600 Hennepin Avenue, Suite 300 • Minneapolis, MN 55403
Phone: (612) 673-1600
Home Court (capacity): Target Center (19,356) - opened 1990
www.timberwolves.com

2017-18 SERIES SCHEDULE

Date	Site	Time (PST)
12/14	Target Center	5:00pm
2/11	Target Center	4:00pm
2/26	Golden 1 Center	7:00pm

2016-17 VS. TIMBERWOLVES (3-1)

Date	Site	Result
10/29	Golden 1 Center	W, 106-103
12/23	Target Center	W, 109-105
2/27	Golden 1 Center	L, 102-88
4/1	Target Center	W, 123-117

ALL-TIME SERIES (27 years)

	Overall	Home	Road
Sac-Era	53-54	31-21	22-32
All-Time	53-54	31-21	22-32

CURRENT STREAKS

	Overall	Home	Road
Kings	W1	L1	W2

SERIES FACTS

Last Home Win: 10/29/16 (106-103)
Last Road Win: 4/1/17 (123-117)
Last Home Loss: 2/27/17 (88-102)
Last Road Loss: 3/23/16 (104-113)
Biggest Win: 32 (127-95) @ Minn., 3/20/11
Biggest Loss: 29 (88-117) @ Minn., 2/7/01

PRESIDENT OF BASKETBALL OPERATIONS/HEAD COACH:
Tom Thibodeau (College - Salem State)
ASSISTANT COACHES: Rick Brunson (College - Temple)
Andy Greer (College - Brockport)
Ed Pickney (College - Villanova)
Ryan Saunders (College - Minnesota)
SHOOTING COACH: Peter Pattom (College - Depaul)
PLAYER DEVELOPMENT COACHES: Vince Legarza (College - Miami (OH))
John Lucas III (College - Oklahoma State)
VICE PRESIDENT OF PLAYER HEALTH/ HEAD ATHLETIC TRAINER:
Gregg Farnam (College - St. Cloud State)
HEAD STRENGTH & CONDITIONING COACH/ASSISTANT ATHLETIC TRAINER: Dave Crewe (College - Minnesota)

Owner: Glen Taylor
Chief Executive Officer: Rob Moor
President: Scott Layden
General Manager: Milt Newton
Vice President of Communications: Brad Ruiter
Sr. Public Relations Manager: Aaron Seehusen
Communications Manager: Dan Bell
Public Relations Manager: Alex King
Sr. Corporate Communications Manager: Kristen Wenkers
Radio: WCCO (AM 830), Alan Horton
TV: Fox Sports North (cable), Dave Benz, Jim Petersen

Colors: Royal Blue, Kelly Green, and Silver
Founded: 1989-90 expansion team, Minnesota Timberwolves
NBA Titles Won: None
All-Time NBA Record: 878-1370 (.391)
2016-17 Record: 31-51 (5th in Northwest)
2016-17 Playoff Results: Did Not Qualify

2016-17 SEASON SERIES (3-1) SACRAMENTO KINGS VS. MINNESOTA

PLAYER	G-GS	MIN	FG-FGA	PCT	3FG-A	PCT	FT-FTA	PCT	OFF	DEF	TOT	AST	PF-DQ	STL	TO	BLK	PTS	AVG
Cousins	2-2	69	22-40	.550	3-8	.375	14-19	.737	7	7	14	11	9-1	5	8	2	61	30.5
Gay	1-1	33	11-20	.550	0-0	---	6-8	.750	2	4	6	2	3-0	1	2	2	28	28.0
Lawson	4-2	122	18-42	.429	4-11	.364	15-19	.789	0	7	7	29	8-0	8	7	0	55	13.8
Evans (TOT)	1-0	25	5-12	.417	3-3	1.000	0-0	---	0	5	5	1	3-0	1	2	1	13	13.0
Hield (TOT)	4-2	96	19-40	.475	7-19	.368	2-3	.667	0	13	13	3	8-0	2	7	0	47	11.8
Hield (SAC)	2-1	61	12-23	.522	5-11	.455	1-2	.500	0	9	9	1	4-0	2	5	0	30	15.0
Barnes	2-1	59	8-16	.500	5-10	.500	1-2	.500	0	10	10	14	6-0	1	5	1	22	11.0
McLemore	4-3	76	15-28	.536	5-10	.500	6-8	.750	3	7	10	1	10-0	0	8	0	41	10.3
Koufos	3-3	66	14-21	.667	0-0	---	2-2	1.000	8	14	22	1	9-0	1	3	0	30	10.0
Cauley-Stein	4-2	78	13-26	.500	0-0	---	9-15	.600	2	16	18	8	11-0	3	6	2	35	8.8
Galloway (TOT)	4-0	67	12-18	.667	9-14	.643	2-2	1.000	2	9	11	5	4-0	2	1	0	35	8.8
Galloway (SAC)	2-0	17	6-8	.750	3-5	.600	2-2	1.000	1	2	3	1	0-0	0	0	0	17	8.5
Afflalo	3-1	79	8-19	.421	5-10	.500	2-3	.667	0	2	2	5	6-0	0	2	1	23	7.7
Collison	3-3	76	8-25	.320	1-3	.333	3-4	.750	1	2	3	16	4-0	1	4	0	20	6.7
Tolliver	4-0	93	10-22	.455	5-13	.385	0-1	.000	1	10	11	7	8-0	1	2	4	25	6.3
Temple	2-0	40	4-9	.444	2-6	.333	2-2	1.000	2	4	6	4	3-0	0	2	1	12	6.0
Labissiere	2-1	34	5-10	.500	0-0	---	0-0	---	3	9	12	0	4-0	0	2	1	10	5.0
Papagiannis	2-0	23	2-3	.667	0-0	---	0-0	---	1	5	6	0	3-0	0	1	1	4	2.0
Casspi	1-0	10	0-1	.000	0-1	.000	0-0	---	0	3	3	0	1-0	0	0	0	0	0.0
KINGS	4	960	161-325	.495	41-91	.451	63-87	.724	31	116	147	101	92-1	24	59	16	426	106.5
TIMBERWOLVES	4	960	152-331	.459	36-104	.346	87-115	.757	45	126	171	89	84-1	30	48	20	427	106.8

2016-17 SEASON SERIES (1-3) MINNESOTA TIMBERWOLVES VS. SACRAMENTO

PLAYER	G-GS	MIN	FG-FGA	PCT	3FG-A	PCT	FT-FTA	PCT	OFF	DEF	TOT	AST	PF-DQ	STL	TO	BLK	PTS	AVG
LaVine	2-2	76	20-35	.571	10-19	.526	11-11	1.000	0	11	11	4	8-0	1	3	0	61	30.5
Wiggins	4-4	150	39-81	.481	6-21	.286	19-29	.655	3	5	8	5	5-0	5	6	3	103	25.8
Towns	4-4	152	35-63	.556	4-13	.308	16-23	.696	18	29	47	13	13-0	3	9	4	90	22.5
Rubio	4-4	131	10-32	.313	4-11	.364	14-15	.933	3	15	18	36	13-0	10	8	1	38	9.5
Dieng	4-4	135	11-30	.367	1-4	.250	10-10	1.000	10	31	41	6	13-0	4	4	5	33	8.3
Muhammad	4-0	60	10-17	.588	2-3	.667	9-11	.818	1	3	4	2	4-0	1	3	0	31	7.8
Rush	3-2	53	8-16	.500	5-9	.556	0-0	---	0	5	5	1	2-0	0	1	1	21	7.0
Jones	2-0	38	5-13	.385	1-6	.167	1-1	1.000	0	2	2	9	1-0	2	2	0	12	6.0
Payne	1-0	7	2-4	.500	0-1	.000	2-4	.500	1	2	3	0	2-0	0	0	2	6	6.0
Bjelica	3-0	59	5-21	.238	2-12	.167	1-2	.500	4	11	15	3	6-0	2	2	1	13	4.3
Casspi (MIN)	1-0	12	1-2	.500	0-1	.000	2-2	1.000	0	2	2	0	1-0	0	0	0	4	4.0
Dunn	4-0	70	6-16	.375	1-4	.250	2-7	.286	3	5	8	10	12-1	2	3	2	15	3.8
Aldrich	3-0	18	0-1	.000	0-0	---	0-0	---	2	5	7	0	4-0	0	2	1	0	0.0
TIMBERWOLVES	4	960	152-331	.459	36-104	.346	87-115	.757	45	126	171	89	84-1	30	48	20	427	106.8
KINGS	4	960	161-325	.495	41-91	.451	63-87	.724	31	116	147	101	92-1	24	59	16	426	106.5

MINNESOTA TIMBERWOLVES

DATE	W/L	H/A	SCORE	+/-
1/9/90	W	H	84-70	+14
1/29/90	L	A	91-109	-18
3/21/90	W	H	90-84	+6
3/28/90	L	A	88-93	-5
11/27/90	L	H	80-89	-9
12/18/90	W	H	108-99	+9
1/30/91	L	A	86-95	-9
4/15/91	L	A	94-112	-18
11/9/91	L	H	80-84	-4
12/30/91	W	A	117-109	+8
3/29/92	W	A	112-86	+26
4/11/92	W	H	114-94	+20
12/23/92	W	A	102-96OT	+6
1/23/93	W	H	113-108	+5
2/18/93	L	A	114-121	-7
3/11/93	W	H	109-95	+14
11/19/93	L	A	108-113	-5
12/1/93	L	H	101-111	-10
3/9/94	W	A	104-96	+8
4/2/94	W	H	102-87	+15
12/22/94	W	H	109-89	+20
1/10/95	W	A	98-85	+13
3/1/95	L	H	87-98	-11
3/26/95	W	A	104-98	+6
11/3/95	W	H	95-86	+9
1/15/96	L	A	94-103	-9
2/13/96	L	H	90-94	-4
3/15/96	L	A	87-113	-26
12/3/96	W	A	96-89	+7
12/19/96	W	H	112-105	+7
1/28/97	W	A	91-88	+3
2/18/97	W	H	95-84	+11
12/5/97	L	A	90-101	-11
12/22/97	W	H	89-79	+10
2/22/98	L	A	95-113	-18
3/29/98	L	H	96-104	-8
2/21/99	L	A	90-102	-12
3/12/99	L	H	95-101	-6
4/3/99	L	A	96-105	-9
4/23/99	W	H	105-97	+8
11/5/99	W	H#	100-95	+5
11/6/99	L	A#	101-114	-13
1/31/00	L	A	90-105	-15
4/7/00	L	H	92-95	-3
# Japan				
11/4/00	L	A	91-99	-8
1/8/01	W	H	100-97	+3
2/7/01	L	A	88-117	-29
3/30/01	W	H	110-98	+12
12/14/01	L	A	94-114	-20
12/28/01	W	H	125-111	+14
2/3/02	W	A	112-107	+5
4/9/02	W	H	122-103	+19
11/27/02	L	A	74-90	-16
12/3/02	W	H	98-86	+12
1/10/03	L	A	109-115OT	-6
3/5/03	W	H	96-95OT	+1
11/5/03	W	A	125-121OT	+4
12/5/03	L	H	109-112OT	-3
2/19/04	L	A	75-92	-17
4/8/04	L	H	86-94	-8
11/28/04	L	H	110-121	-11
12/10/04	L	A	105-113	-8
1/30/05	W	A	94-84	+10
4/3/05	L	H	100-112	-12
12/4/05	L	H	77-85	-8
12/13/05	W	A	93-91	+2
3/19/06	L	A	89-95	-6
11/1/06	L	A	83-92	-9
11/6/06	W	H	93-81	+12
1/31/07	W	A	100-98	+2
3/21/07	L	H	89-95	-6
11/10/07	W	H	100-93	+7
11/14/07	L	A	103-108	-5
3/7/08	L	H	103-111	-8
10/29/08	L	A	96-98	-2
11/7/08	W	H	121-109	+12
12/15/08	W	H	118-103	+15
4/15/09	W	A	97-90	+6
12/12/09	W	H	120-100	+20
12/18/09	L	A	96-112	-16
3/14/10	W	H	114-100	+14
3/31/10	L	A	99-108	-9
10/27/10	W	A	117-116	+1
11/10/10	L	H	89-98	-8
3/20/11	W	A	127-95	+32
1/16/12	L	A	86-99	-13
2/7/12	L	A	84-86	-2
3/18/12	W	H	115-99	+16
4/2/12	W	H	116-108	+8
11/2/12	L	A	80-92	-12
11/27/12	L	H	89-97	-8
3/21/13	W	H	101-98	+3
1/15/14	W	A	111-108	+3
3/1/14	L	H	97-108	-11
3/16/14	L	A	102-104	-2
4/13/14	W	H	106-103	+3
11/22/14	W	A	113-101	+12
1/1/15	W	A	110-107	+3
4/7/15	W	H	116-111	+5
11/27/15	L	H	91-101	-10
12/18/15	L	A	95-99	-4
3/23/16	L	A	104-113	-9
4/7/16	L	H	97-105	-8
10/29/16	W	H	106-103	+3
12/23/16	W	A	109-105	+4
2/27/17	L	H	88-102	-14
4/1/17	W	A	123-117	+6

	OVR	HM	RD	NTL
89-90	2-2	2-0	0-2	
90-91	1-3	1-1	0-2	
91-92	3-1	1-1	2-0	
92-93	3-1	2-0	1-1	
93-94	2-2	1-1	1-1	
94-95	3-1	1-1	2-0	
95-96	1-3	1-1	0-2	
96-97	4-0	2-0	2-0	
97-98	1-3	1-1	0-2	
98-99	1-3	1-1	0-2	
99-00	1-3	0-1	0-1	1-1
00-01	2-2	2-0	0-2	
01-02	3-1	2-0	1-1	
02-03	2-2	2-0	0-2	
03-04	1-3	0-2	1-1	
04-05	1-3	0-2	1-1	
05-06	1-2	0-1	1-1	
06-07	2-2	1-1	1-1	
07-08	1-2	1-1	0-1	
08-09	3-1	2-0	1-1	
09-10	2-2	2-0	0-2	
10-11	2-1	0-1	2-0	
11-12	2-2	2-0	0-2	
12-13	1-2	1-1	0-1	
13-14	2-2	1-1	1-1	
14-15	3-0	1-0	2-0	
15-16	0-4	0-2	0-2	
16-17	3-1	1-1	2-0	

KEVIN GARNETT

NEW ORLEANS PELICANS

5800 Airline Drive • Metairie, LA 70003
Phone: (504) 593-4700
Home Court (capacity): Smoothie King Center (16,867) - opened in 1999 (Hornets' 1st game in 2002)
www.pelicans.com

2017-18 SERIES SCHEDULE

Date	Site	Time (PST)
11/26	Golden 1 Center	7:30pm
12/8	Smoothie King	5:00pm
1/30	Smoothie King	5:00pm
3/7	Golden 1 Center	7:00pm

2016-17 VS. PELICANS (2-1)

Date	Site	Result
11/8	Golden 1 Center	W, 102-94
2/12	Golden 1 Center	W, 105-99
3/31	Smoothie King Center	L, 89-117

ALL-TIME SERIES (28 years)

	Overall	Home	Road
Sac-Era	39-42	27-14	12-28
All-Time	39-42	27-14	12-28

CURRENT STREAKS

	Overall	Home	Road
Kings	L1	W2	L4

SERIES FACTS

Last Home Win: 2/12/17 (105-99)
Last Road Win: 11/25/14 (99-89)
Last Home Loss: 3/16/16 (108-123)
Last Road Loss: 3/31/17 (89-117)
Biggest Win: 36 (107-71) vs. NO, 12/19/04
Biggest Loss: 26 (67-93) @ NO/OKC, 11/1/05

HEAD COACH: Alvin Gentry (College - Applachian State)
ASSOCIATE HEAD COACH: Darren Erman(College - Emory (GA))
ASSISTANT COACHES: Chris Finch (College - Franklin & Marshall (PA))
Fred Vinson (College - Georgia Tech)
Kevin Hanson (College - San Diego)
Jamelle McMillan (College - Arizona State)
Elvis Valcarcel (College - Rutgers)
HEAD ATHLETIC TRAINER: Duane Brooks (College - Florida A&M)
HEAD STRENGTH & CONDITIONING COACH: Jason Sumerlin (College - Texas Tech)

Owner/Chairman of the Board: Tom Benson
Executive Officer: Gayle Benson
President: Dennis Lauscha
Executive Vice President: Mickey Loomis
General Manager: Dell Demps
Sr. VP of Communications/Broadcasting: Greg Bensel
Director of Basketball Communications: Matt Ryan
Basketball Communications Manager: Will McClaran
Basketball Communications/Broadcast Coordinator: Chris Trahant
Corporate Communications Coordinator: Jordy Spitale

Radio: WRNO (99.5 FM), Sean Kelley, John DeShazier
TV: Fox Sports New Orleans, Joel Meyers, David Wesley, Jen Hale
Colors: Blue, Gold, Red

Founded: 1988-89 expansion team, Charlotte Hornets; 2002-03, New Orleans Hornets; 2005-06 New Orleans/Oklahoma City Hornets; 2007-08, New Orleans Hornets; 2013-14 New Orleans Pelicans
NBA Titles Won: None
All-Time NBA Record: 562-652 (.463)
2016-17 Record: 34-48 (4th in Southwest)
2016-17 Playoff Results: Did not qualify

2016-17 SEASON SERIES (2-1) SACRAMENTO KINGS VS. NEW ORLEANS

PLAYER	G-GS	MIN	FG-FGA	PCT	3FG-A	PCT	FT-FTA	PCT	OFF	DEF	TOT	AST	PF-DQ	STL	TO	BLK	PTS	AVG
Cousins	2-2	69	18-34	.529	0-7	.000	20-24	.833	3	15	18	11	8-0	4	9	3	56	28.0
Gay	1-1	33	7-16	.438	2-4	.500	5-5	1.000	0	6	6	6	1-0	2	0	1	21	21.0
Hield (TOT)	1-1	25	6-9	.667	1-4	.250	0-0	---	2	6	8	3	1-0	1	4	1	13	13.0
Labissiere	1-1	36	5-17	.294	0-0	---	3-6	.500	5	3	8	0	4-0	0	3	1	13	13.0
Afflalo	2-2	61	8-13	.615	3-6	.500	6-6	1.000	0	3	3	4	3-0	1	0	1	25	12.5
Collison	3-2	96	13-33	.394	3-8	.375	5-6	.833	1	11	12	17	7-0	7	10	0	34	11.3
Evans (TOT)	1-1	19	3-9	.333	2-4	.500	3-3	1.000	0	2	2	2	0-0	1	0	0	11	11.0
Papagiannis	1-0	25	4-5	.800	0-0	---	3-3	1.000	2	1	3	1	3-0	0	1	2	11	11.0
McLemore	3-1	68	12-26	.462	5-11	.455	2-2	1.000	4	10	14	5	5-0	1	6	1	31	10.3
Cauley-Stein	3-1	64	12-20	.600	0-0	---	4-7	.571	3	18	21	2	8-0	1	6	2	28	9.3
Tolliver	1-0	24	3-9	.333	3-7	.429	0-0	---	0	6	6	0	3-0	2	1	0	9	9.0
Barnes	2-0	61	7-14	.500	3-10	.300	0-0	---	1	12	13	6	3-0	0	3	1	17	8.5
Temple	2-0	47	4-15	.267	2-8	.250	1-1	1.000	1	4	5	5	2-0	3	2	1	11	5.5
Koufos	2-2	39	5-13	.385	0-0	---	0-0	---	5	9	14	1	5-0	1	3	1	10	5.0
Galloway (TOT)	1-0	21	1-7	.143	1-3	.333	0-0	---	0	1	1	0	0-0	0	1	1	3	3.0
Richardson	1-0	13	1-4	.250	0-2	.000	1-1	1.000	0	1	1	0	1-0	1	0	0	3	3.0
Lawson	1-1	21	0-5	.000	0-2	.000	0-0	---	0	2	2	2	2-0	0	0	0	0	0.0
KINGS	3	720	109-249	.438	25-76	.329	53-64	.828	27	110	137	65	56-0	25	51	16	296	98.7
PELICANS	3	720	118-261	.452	28-85	.329	46-58	.793	23	98	121	74	59-0	31	41	23	310	103.3

2016-17 SEASON SERIES (1-2) NEW ORLEANS PELICANS VS. SACRAMENTO

PLAYER	G-GS	MIN	FG-FGA	PCT	3FG-A	PCT	FT-FTA	PCT	OFF	DEF	TOT	AST	PF-DQ	STL	TO	BLK	PTS	AVG
Cousins (NO)	1-1	35	12-21	.571	5-8	.625	8-11	.727	2	11	13	4	5-0	3	5	1	37	37.0
Davis	3-3	111	34-65	.523	1-6	.167	16-17	.941	6	24	30	6	8-0	5	10	11	85	28.3
Moore	2-1	56	10-15	.667	2-4	.500	4-5	.800	0	4	4	6	3-0	1	1	1	26	13.0
Crawford	1-0	25	4-12	.333	2-7	.286	2-2	1.000	1	1	2	4	1-0	0	0	1	12	12.0
Cunningham	3-1	83	14-27	.519	5-11	.455	0-1	.000	3	15	18	4	6-0	2	2	2	33	11.0
Holiday	2-2	71	8-23	.348	1-8	.125	3-3	1.000	2	8	10	19	3-0	8	8	1	20	10.0
Hield	2-1	36	8-21	.381	2-10	.200	1-2	.500	0	2	2	3	4-0	0	0	0	19	9.5
Evans	1-0	15	2-6	.333	0-1	.000	3-4	.750	0	3	3	1	2-0	2	1	0	7	7.0
Hill	3-3	90	7-16	.438	5-11	.455	2-2	1.000	0	8	8	4	8-0	2	2	1	21	7.0
Jones	1-0	26	3-6	.500	0-0	---	1-2	.500	1	4	5	1	3-0	3	1	2	7	7.0
Galloway	2-0	41	5-17	.294	3-11	.273	0-1	.000	0	2	2	5	3-0	0	0	0	13	6.5
Asik	1-1	26	1-4	.250	0-0	---	3-4	.750	4	5	9	0	3-0	0	1	1	5	5.0
Cook (TOT)	1-0	3	2-2	1.000	1-1	1.000	0-0	---	0	0	0	0	1-0	0	0	0	5	5.0
Frazier	3-2	73	6-18	.333	1-3	.333	0-0	---	3	4	7	15	7-0	4	4	1	13	4.3
Motiejunas (TOT)	2-0	25	2-7	.286	0-4	.000	3-4	.750	1	7	8	2	2-0	1	4	1	7	3.5
Diallo	1-0	3	0-1	.000	0-0	---	0-0	---	0	0	0	0	0-0	0	0	0	0	0.0
PELICANS	3	720	118-261	.452	28-85	.329	46-58	.793	23	98	121	74	59-0	31	41	23	310	103.3

NEW ORLEANS PELICANS

DATE	W/L	H/A	SCORE	+/-
New Orleans				
12/15/02	W	H	107-92	+15
2/5/03	L	A	84-108	-24
12/18/03	W	A	101-90	+11
4/6/04	W	H	105-91	+14
12/1/04	W	A	94-81	+13
12/19/04	W	H	107-71	+36
1/8/05	L	A	117-121[OT]	-4
New Orleans/Oklahoma City				
11/1/05	L	A	67-93	-26
12/11/05	W	H	110-100	+10
1/13/06	L	A	76-90	-14
4/16/06	W	H	96-79	+17
1/26/07	L	A	84-88	-4
2/5/07	W	H	105-99	+6
2/14/07	L	A	93-110	-17
4/16/07	L	H	118-125	-7
New Orleans				
10/31/07	L	A	90-104	-14
2/1/08	W	H	112-103	+9
4/12/08	W	H	94-91	+3
11/19/08	W	A	105-96	+9
12/20/08	L	A	90-99	-9
2/23/09	L	H	105-112	-7
3/31/09	L	H	110-111	-1
10/30/09	L	A	92-97	-5
11/29/09	W	H	112-96	+16
12/8/09	L	A	94-96	-2
11/21/10	L	H	71-75	-4
12/15/10	L	A	91-94	-3
1/29/11	W	H	102-96	+6
3/12/11	L	A	103-115	-12
1/1/12	W	H	96-80	+16
2/6/12	W	A	100-92	+8
3/7/12	W	H	99-98	+1
4/11/12	L	A	96-105	-9
1/21/13	L	A	105-114	-9
2/24/13	L	A	95-110	-15
4/10/13	W	H	121-110	+11
12/23/13	L	H	100-113	-13
1/21/14	W	A	114-97	+17
3/3/14	W	H	96-89	+7
3/31/14	W	A	102-97	+5
11/18/14	L	H	100-106	-6
11/25/14	W	A	99-89	+10
3/27/15	L	A	88-102	-14
4/3/15	L	H	95-101	-6
1/13/16	L	H	97-109	-12
1/28/16	L	A	105-114	-9
3/7/16	L	A	112-115	-3
3/16/16	L	H	108-123	-15
11/8/16	W	H	102-94	+8
2/12/17	W	H	105-99	+6
3/31/17	L	A	89-117	-28

	OVR	HM	RD
02-03	1-1	1-0	0-1
03-04	2-0	1-0	1-0
04-05	2-1	1-0	1-1
05-06	2-2	2-0	0-2
06-07	1-3	1-1	0-2
07-08	2-1	2-0	0-1
08-09	1-3	0-2	1-1
09-10	1-2	1-0	0-2
10-11	1-3	1-1	0-2
11-12	3-1	2-0	1-1
12-13	1-2	1-0	0-2
13-14	3-1	1-1	2-0
14-15	1-3	0-2	1-1
15-16	0-4	0-2	0-2
16-17	2-1	2-0	0-1

ANTHONY DAVIS

NEW YORK KNICKS

Two Pennsylvania Plaza • New York, NY 10121-0091
Phone: (212) 465-6471
Home Court (capacity): Madison Square Garden (19,812) - opened 1968
www.nyknicks.com

2017-18 SERIES SCHEDULE

Date	Site	Time (PST)
11/11	Madison Square Garden	5:00pm
3/4	Golden 1 Center	6:00pm

2016-17 VS. KNICKS (0-2)

Date	Site	Result
12/4	Madison Square Garden	L, 98-106
12/9	Golden 1 Center	L, 100-103

ALL-TIME SERIES (68 years)

	Overall	Home	Road
Sac-Era	29-34	19-14	10-20
All-Time	153-143		

CURRENT STREAKS

	Overall	Home	Road
Kings	L2	L1	L2

SERIES FACTS
Last Home Win: 12/10/15 (99-97)
Last Road Win: 3/20/16 (88-80)
Last Home Loss: 12/9/16 (100-103)
Last Road Loss: 12/4/16 (98-106)
Biggest Win: 40 (134-94) vs. NY, 12/10/61
Biggest Loss: 43 (92-135) vs. NY, 2/6/70

HEAD COACH: Jeff Hornacek (College - Iowa State)
ASSOCIATE HEAD COACH: Kurt Rambis (College - Santa Clara)
ASSISTANT COACHES: Howard Eisley (College - Boston College)
Corey Gaines (College - Loyola Marymount)
Jerry Sichting (College - Purdue)
Joshua Longstaff (College - Bryant University)
ATHLETIC TRAINER: Roger Hinds (College - Brooklyn College)

Executive Chairman, The Madison Square Garden Company:
James L. Dolan
Vice President, Public Relations: Jonathan Supranowitz
Director, Media Relations: Gregg Schwartz
Radio: ESPN Radio (98.7 FM), Mike Crispino, Brendan Brown
TV: MSG Network (cable), Mike Breen, Walt Frazier

Colors: Orange and Blue
Founded: 1946-47, New York Knickerbockers NBA Titles Won: 2, 1969-70, 1972-73
All-Time NBA Record: 2732-2825 (.492)
2016-17 Record: 31-51 (3rd in Atlantic)
2016-17 Playoff Results: Did Not Qualify

2016-17 SEASON SERIES (0-2) SACRAMENTO KINGS VS. NEW YORK

PLAYER	G-GS	MIN	FG-FGA	PCT	3FG-A	PCT	FT-FTA	PCT	OFF	DEF	TOT	AST	PF-DQ	STL	TO	BLK	PTS	AVG
Cousins	2-2	80	18-56	.321	4-16	.250	24-28	.857	8	17	25	10	2-0	4	5	4	64	32.0
Gay	2-2	69	11-33	.333	2-11	.182	11-12	.917	2	12	14	5	8-0	4	3	0	35	17.5
Evans (TOT)	2-0	39	10-20	.500	4-10	.400	4-4	1.000	0	7	7	8	2-0	0	4	0	28	14.0
Collison	2-2	69	9-21	.429	2-5	.400	7-7	1.000	1	5	6	9	4-0	4	2	0	27	13.5
Hield (TOT)	2-2	51	7-16	.438	5-10	.500	4-4	1.000	0	5	5	4	0-0	3	1	0	23	11.5
McLemore	1-1	22	4-7	.571	2-2	1.000	0-0	---	1	3	4	2	1-0	1	0	0	10	10.0
Tolliver	1-0	27	4-9	.444	2-6	.333	0-0	---	1	4	5	2	3-0	0	1	0	10	10.0
Casspi	2-0	40	6-9	.667	1-2	.500	5-5	1.000	0	6	6	2	3-0	1	1	0	18	9.0
Galloway (TOT)	2-0	40	4-16	.250	3-11	.273	0-0	---	0	2	2	2	2-0	0	1	1	11	5.5
Temple	2-0	45	4-9	.444	2-6	.333	0-0	---	0	3	3	2	3-0	4	1	1	10	5.0
Cauley-Stein	2-0	35	4-9	.444	0-0	---	1-3	.333	4	1	5	1	6-0	1	0	0	9	4.5
Afflalo	1-1	17	1-4	.250	1-1	1.000	0-0	---	0	2	2	0	0-0	1	0	0	3	3.0
Koufos	2-2	33	3-9	.333	0-0	---	0-0	---	5	9	14	1	5-0	0	1	1	6	3.0
Barnes	1-0	17	1-11	.091	0-4	.000	0-0	---	2	1	3	1	1-0	2	1	0	2	2.0
Lawson	2-0	27	1-7	.143	0-3	.000	2-3	.667	0	3	3	7	1-0	1	3	0	4	2.0
KINGS	2	480	66-184	.359	16-56	.286	50-58	.862	24	66	90	42	37-0	23	18	6	198	99.0
KNICKERBOCKERS	2	480	75-172	.436	21-58	.362	38-49	.776	26	86	112	42	50-0	8	36	16	209	104.5

2016-17 SEASON SERIES (2-0) NEW YORK KNICKS VS. SACRAMENTO

PLAYER	G-GS	MIN	FG-FGA	PCT	3FG-A	PCT	FT-FTA	PCT	OFF	DEF	TOT	AST	PF-DQ	STL	TO	BLK	PTS	AVG
Anthony	2-2	72	17-42	.405	6-18	.333	13-16	.813	0	11	11	5	6-0	1	2	1	53	26.5
Rose	1-1	34	9-14	.643	0-0	---	2-3	.667	2	4	6	6	1-0	0	4	0	20	20.0
Jennings	2-1	64	10-17	.588	2-8	.250	10-11	.909	0	6	6	10	1-0	0	8	0	32	16.0
Porzingis	2-2	70	12-37	.324	2-11	.182	6-6	1.000	5	20	25	4	7-0	0	5	5	32	16.0
Lee	1-1	33	3-7	.429	2-3	.667	0-1	.000	1	3	4	1	2-0	0	0	0	8	8.0
Thomas	2-0	35	4-13	.308	4-7	.571	3-4	.750	1	4	5	0	5-0	1	4	0	15	7.5
Holiday	2-1	38	5-13	.385	2-6	.333	0-0	---	4	7	11	3	3-0	3	2	0	12	6.0
O'Quinn	2-0	34	6-12	.500	0-0	---	0-0	---	8	12	20	5	8-0	0	2	6	12	6.0
Hernangomez	1-0	12	1-1	1.000	0-0	---	2-2	1.000	0	4	4	3	1-0	0	0	1	4	4.0
Kuzminskas	2-0	11	3-6	.500	2-4	.500	0-0	---	1	1	2	1	2-0	0	2	1	8	4.0
Vujacic	2-0	25	3-3	1.000	1-1	1.000	0-0	---	1	3	4	3	5-0	1	3	0	7	3.5
Noah	2-2	53	2-7	.286	0-0	---	2-6	.333	3	11	14	1	9-0	2	2	2	6	3.0
KNICKERBOCKERS	2	480	75-172	.436	21-58	.362	38-49	.776	26	86	112	42	50-0	8	36	16	209	104.5
KINGS	2	480	66-184	.359	16-56	.286	50-58	.862	24	66	90	42	37-0	23	18	6	198	99.0

NEW YORK KNICKS

DATE	W/L	H/A	SCORE	+/-
1/13/86	L	A	97-115	-18
2/3/86	W	H	94-90	+4
11/6/86	L	H	95-106	-11
1/10/87	L	A	115-119	-4
1/23/88	W	H	97-94	+3
2/18/88	L	A	104-108	-4
12/10/88	L	A	111-124	-13
1/19/89	W	H	112-106	+6
11/16/89	L	H	102-121	-19
2/1/90	L	A	89-96	-7
11/10/90	L	H	88-93	-5
2/2/91	L	A	78-92	-14
2/18/92	L	A	97-110	-13
2/27/92	W	H	110-109OT	+1
1/12/93	L	H	93-104	-11
3/30/93	L	A	87-109	-22
12/4/93	L	A	101-123	-22
3/1/94	L	H	88-100	-12
12/15/94	L	H	84-94	-10
2/23/95	L	A	90-103	-13
1/13/96	W	A	119-111	+8
2/28/96	W	H	90-85	+5
11/30/96	L	A	101-115	-14
2/20/97	L	H	87-109	-22
11/9/97	W	H	86-78	+8
11/15/97	L	A	87-114	-27
3/24/99	W	H	92-91	+1
1/30/00	L	A	111-120	-9
3/28/00	W	H	103-95	+8
2/25/01	L	A	86-88	-2
3/27/01	W	H	124-117OT	+7
3/14/02	L	A	96-113	-17
4/7/02	W	H	116-82	+34
11/6/02	L	A	88-95	-7
2/23/03	W	H	99-92	+7
11/7/03	L	A	111-114	-3
2/24/04	W	H	107-99	+8
1/4/05	W	A	105-98	+7
2/4/05	W	H	116-115	+1
11/13/05	L	H	95-105	-10
1/25/06	W	A	106-102OT	+4
1/2/07	W	H	112-100	+12
1/15/07	L	A	97-102	-5
11/16/07	W	H	123-118 2OT	+5
1/2/08	W	A	107-97	+10
12/13/08	L	H	90-114	-24
3/20/09	W	A	121-94	+27
11/25/09	W	H	111-97	+14
2/9/10	W	A	118-114OT	+4
11/17/10	L	H	106-113	-5
1/14/11	W	A	93-83	+10
12/31/11	L	H	92-114	-22
2/15/12	L	A	85-100	-15
12/28/12	W	H	106-105	+1
2/2/13	L	A	81-120	-39
2/12/14	W	A	106-101OT	+5
3/26/14	L	H	99-107	-8
12/27/14	W	H	135-129OT	+6
3/3/15*	W	A	124-86	+38
* 1/26/15 PPD - severe weather				
12/10/15	W	H	99-97	+2
3/20/16	W	A	88-80	+8
12/4/16	L	A	98-106	-8
12/9/16	L	H	100-103	-3

	OVR	HM	RD
48-72	108-86		
72-73	0-4	0-2	0-2
73-74	1-3	0-2	1-1
74-75	2-2	1-1	1-1
75-76	1-3	1-1	0-2
76-77	4-0	2-0	2-0
77-78	0-4	0-2	0-2
78-79	2-1	1-0	1-1
79-80	1-1	0-1	1-0
80-81	1-1	1-0	0-1
81-82	2-0	1-0	1-0
82-83	1-1	1-0	0-1
83-84	0-2	0-1	0-1
84-85	1-1	1-0	0-1
85-86	1-1	1-0	0-1
86-87	0-2	0-1	0-1
87-88	1-1	1-0	0-1
88-89	1-1	1-0	0-1
89-90	0-2	0-1	0-1
90-91	0-2	0-1	0-1
91-92	1-1	1-0	0-1
92-93	0-2	0-1	0-1
93-94	0-2	0-1	0-1
94-95	0-2	0-1	0-1
95-96	2-0	1-0	1-0
96-97	0-2	0-1	0-1
97-98	1-1	1-0	0-1
98-99	1-0	1-0	0-0
99-00	1-1	1-0	0-1
00-01	1-1	1-0	0-1
01-02	1-1	1-0	0-1
02-03	1-1	1-0	0-1
03-04	1-1	1-0	0-1
04-05	2-0	1-0	1-0
05-06	1-1	0-1	1-0
06-07	1-1	1-0	0-1
07-08	2-0	1-0	1-0
08-09	1-1	0-1	1-0
09-10	2-0	1-0	1-0
10-11	1-1	0-1	1-0
11-12	0-2	0-1	0-1
12-13	1-1	1-0	0-1
13-14	1-1	0-1	1-0
14-15	2-0	1-0	1-0
15-16	2-0	1-0	1-0
16-17	0-2	0-1	0-1



WALT FRAZIER

OKLAHOMA CITY THUNDER

208 Thunder Drive • Oklahoma City, OK 73102
Phone: (405) 208-4800
Home Court (capacity): Chesapeake Energy Arena (18,203) - opened 2002
www.thunder.nba.com

2017-18 SERIES SCHEDULE

Date	Site	Time (PST)
11/7	Golden 1 Center	7:00pm
1/15	Chesapeake Energy	5:00pm
2/22	Golden 1 Center	7:00pm
3/12	Chesapeake Energy	5:00pm

2016-17 VS. THUNDER (1-2)

Date	Site	Result
11/23	Golden 1 Center	W, 116-101
1/15	Golden 1 Center	L, 122-118
3/18	Chesapeake Energy Arena	L, 94-110

ALL-TIME SERIES (49 years)

	Overall	Home	Road
Sac-Era	49-85	32-35	17-50
All-Time	85-142	53-60	31-81

CURRENT STREAKS

	Overall	Home	Road
Kings	L2	L1	L1

SERIES FACTS

Last Home Win: 4/9/16 (114-112)
Last Road Win: 1/4/16 (116-104)
Last Home Loss: 1/15/17 (118-122)
Last Road Loss: 3/18/17 (94-110)
Biggest Win: 33 (118-85) vs. Sea., 2/18/00
Biggest Loss: 35 (75-110) vs. Sea., 12/20/90

HEAD COACH: Billy Donovan (College - Providence)
ASSISTANT COACHES: Mark Bryant (College - Seton Hall)
Vin Bhavnani (College - USC)
Maurice Cheeks (College - West Texas State)
Adrian Griffin (College - Seton Hall)
Darko Rajakovic
Royal Ivey (College - Texas)
QUALITY CONTROL COACH: Billy Schmidt (College - Wake Forest)
DIRECTOR OF MEDICAL SERVICES: Dr. Donnie Strack
(College - Regis)
HEAD ATHLETIC TRAINER: Joe Sharpe (College - Old Dominion)
ATHLETIC PERFORMANCE SPECIALIST: Andrew Paul (College - Missouri State)

Chairman: Clayton I. Bennett
Executive Vice President and General Manager: Sam Presti
Assistant General Manager/Vice President: Tory Weaver
Director of Basketball Communications: Matt Tumbleson
Manager of Basketball Communications: John Read
Radio: WWLS (98.1 FM/640 AM), Matt Pinto
Spanish Radio: WKY (930 AM), Eleno Ornales
TV: Fox Sports Oklahoma (cable), Brian Davis, Michael Cage, Lesley McCaslin, NIck Gallo

Colors: Blue, Red, Yellow, Dark Blue
Founded: 1967-68, Seattle SuperSonics, 2008-09 Oklahoma City Thunder
NBA Titles Won: 1, 1978-79
All-Time NBA Record: 2139-1831 (.539)
2016-17 Record: 47-35 (2nd in Northwest)
2016-17 Playoff Results: Lost 1-4 to Houston in First Round.

2016-17 SEASON SERIES (1-2) SACRAMENTO KINGS VS. OKLAHOMA CITY

PLAYER	G-GS	MIN	FG-FGA	PCT	3FG-A	PCT	FT-FTA	PCT	OFF	DEF	TOT	AST	PF-DQ	STL	TO	BLK	PTS	AVG
Cousins	2-2	69	22-48	.458	4-11	.364	19-23	.826	8	16	24	9	5-0	3	8	1	67	33.5
Gay	2-2	70	12-33	.364	5-11	.455	10-11	.909	4	15	19	6	7-0	2	5	2	39	19.5
Collison	3-3	86	18-34	.529	5-10	.500	11-12	.917	0	4	4	8	6-0	2	6	0	52	17.3
Papagiannis	1-0	22	6-10	.600	0-0	---	2-2	1.000	2	9	11	1	2-0	1	1	1	14	14.0
Labissiere	1-0	18	5-10	.500	0-1	.000	3-3	1.000	2	2	4	1	3-0	0	1	0	13	13.0
Evans (TOT)	2-0	36	7-17	.412	2-5	.400	4-7	.571	0	6	6	12	4-0	1	4	0	20	10.0
Tolliver	2-1	52	8-13	.615	4-6	.667	0-0	---	0	6	6	2	5-0	2	2	1	20	10.0
McLemore	1-0	17	4-10	.400	1-3	.333	0-0	---	0	2	2	0	3-0	0	0	0	9	9.0
Hield (TOT)	4-3	90	12-37	.324	7-21	.333	3-3	1.000	1	8	9	3	4-0	1	4	0	34	8.5
Hield (SAC)	1-1	32	4-12	.333	2-8	.250	1-1	1.000	0	1	1	0	1-0	1	2	0	11	11.0
Koufos	3-1	56	10-21	.476	0-0	---	4-5	.800	7	10	17	3	11-0	3	3	2	24	8.0
Temple	3-2	79	8-22	.364	3-13	.231	4-4	1.000	2	8	10	8	8-0	5	2	0	23	7.7
Afflalo	2-1	48	5-12	.417	1-2	.500	4-4	1.000	0	4	4	4	2-0	0	4	1	15	7.5
Lawson	3-0	63	6-13	.462	0-3	.000	8-11	.727	2	4	6	14	6-0	2	4	0	20	6.7
Galloway (TOT)	4-0	57	6-24	.250	2-10	.200	2-2	1.000	2	4	6	1	6-0	3	0	0	16	4.0
Galloway (SAC)	1-0	20	3-7	.429	0-1	.000	2-2	1.000	0	1	1	0	3-0	2	0	0	8	8.0
Barnes	2-1	56	3-9	.333	1-5	.200	0-0	---	5	7	12	8	7-0	1	3	1	7	3.5
Cauley-Stein	2-1	31	2-6	.333	0-0	---	2-2	1.000	2	2	4	2	5-0	2	4	0	6	3.0
KINGS	3	720	116-260	.446	26-74	.351	70-80	.875	34	91	125	66	74-0	26	47	9	328	109.3
THUNDER	3	720	113-248	.456	26-79	.329	81-104	.779	35	96	131	61	70-0	28	44	15	333	111.0

2016-17 SEASON SERIES (2-1) OKLAHOMA CITY THUNDER VS. SACRAMENTO

PLAYER	G-GS	MIN	FG-FGA	PCT	3FG-A	PCT	FT-FTA	PCT	OFF	DEF	TOT	AST	PF-DQ	STL	TO	BLK	PTS	AVG
Westbrook	3-3	107	27-59	.458	9-19	.474	32-37	.865	6	24	30	29	3-0	10	17	0	95	31.7
Kanter	3-0	71	18-37	.486	0-2	.000	17-21	.810	10	13	23	3	9-0	2	6	2	53	17.7
Oladipo	3-3	107	18-44	.409	5-20	.250	9-10	.900	0	11	11	5	9-0	3	6	3	50	16.7
Adams	3-3	83	13-20	.650	0-0	---	7-10	.700	5	16	21	4	7-0	3	5	3	33	11.0
McDermott (TOT)	3-0	50	10-15	.667	5-8	.625	2-6	.333	1	5	6	1	4-0	0	2	0	27	9.0
McDermott (OKC)	1-0	21	8-9	.889	4-5	.800	1-2	.500	0	5	5	0	2-0	0	0	0	21	21.0
Gibson (TOT)	3-3	74	10-24	.417	0-1	.000	4-6	.667	0	11	11	1	10-1	2	2	2	24	8.0
Gibson (OKC)	1-1	16	1-3	.333	0-0	---	2-2	1.000	0	4	4	0	2-0	0	1	0	4	4.0
Morrow	1-0	19	2-8	.250	1-2	.500	3-3	1.000	0	0	0	0	1-0	0	0	0	8	8.0
Roberson	3-3	95	8-19	.421	1-7	.143	2-6	.333	10	6	16	4	7-0	4	0	4	19	6.3
Sabonis	3-2	68	7-19	.368	1-8	.125	2-4	.500	1	6	7	7	10-0	2	2	0	17	5.7
Abrines	3-0	33	4-10	.400	3-8	.375	4-5	.800	1	3	4	1	5-0	1	3	0	15	5.0
Payne	1-0	18	2-7	.286	0-3	.000	0-0	---	1	1	2	1	4-0	2	0	0	4	4.0
Grant (TOT)	3-0	52	3-7	.429	1-3	.333	2-4	.500	0	5	5	1	4-0	1	0	2	9	3.0
Grant (OKC)	3-0	52	3-7	.429	1-3	.333	2-4	.500	0	5	5	1	4-0	1	0	2	9	3.0
Lauvergne	2-0	9	1-5	.200	1-2	.500	0-0	---	1	1	2	1	2-0	0	2	0	3	1.5
Christon	2-0	20	1-1	1.000	0-0	---	0-0	---	0	0	0	5	5-0	0	0	1	2	1.0
Singler	1-0	1	0-0	---	0-0	---	0-0	---	0	1	1	0	0-0	0	0	0	0	0.0
THUNDER	3	720	113-248	.456	26-79	.329	81-104	.779	35	96	131	61	70-0	28	44	15	333	111.0
KINGS	3	720	116-260	.446	26-74	.351	70-80	.875	34	91	125	66	74-0	26	47	9	328	109.3

OKLAHOMA CITY THUNDER

DATE	W/L	H/A	SCORE	+/-
Seattle				
11/9/85	W	H	98-93	+5
1/18/86	W	H	98-96OT	+2
2/6/86	W	H	115-106	+9
2/25/86	W	A	102-100	+2
3/27/86	W	A	103-101	+2
11/1/86	L	A	103-114	-11
11/18/86	L	A	105-119	-14
1/17/87	W	H	125-115	+10
3/15/87	W	H	107-106	+1
3/31/87	L	A	129-132	-3
12/17/87	L	A	109-114	-5
1/10/88	W	H	109-108	+1
1/26/88	L	H	100-116	-16
2/26/88	L	A	130-133	-3
3/9/88	L	H	97-106	-9
11/8/88	L	H	75-97	-22
12/17/88	L	A	111-141	-30
1/5/89	L	A	106-120	-14
1/14/89	L	H	93-102	-9
2/25/89	W	A	97-94	+3
2/27/89	L	H	107-116	-9
11/4/89	W	H	107-100	+7
2/23/90	L	A	85-97	-12
4/9/90	W	A	106-105	+1
4/19/90	L	H	118-130OT	-12
12/20/90	L	H	75-110	-35
12/22/90	L	A	93-121	-28
1/12/90	W	H	101-85	+16
3/2/91	L	A	106-120	-14
4/3/91	L	A	91-106	-15
11/5/91	L	A	87-98	-11
12/26/91	L	H	106-115OT	-9
2/29/92	W	H	115-110	+4
4/2/92	L	H	103-111	-8
4/17/92	L	A	106-130	-24
11/14/92	L	A	117-133	-16
11/23/92	W	H	103-99	+4
2/26/93	L	H	120-141	-21
3/18/93	L	A	111-131	-20
4/9/93	L	A	97-111	-14
11/24/93	L	H	93-120	-27
1/7/94	L	A	93-102	-9
1/19/94	L	H	95-114	-19
3/5/94	L	A	98-114	-16
3/6/94	L	H	85-102	-17
11/9/94	W	A	108-100	+8
12/8/94	W	H	103-91	+12
12/26/94	L	A	103-123	-20
3/31/95	L	A	95-120	-25
4/21/95	W	H	105-97	+8
12/8/95	L	H	103-120	-17
2/24/96	L	A	91-104	-13
3/24/96	L	H	110-112	-2
4/10/96	L	A	89-108	-19
11/11/96	L	H	94-110	-16
11/16/96	L	A	96-108	-12
3/22/97	L	A	99-113	-14
4/6/97	W	H	113-101	+12
11/28/97	L	A	96-113	-17
12/26/97	L	H	95-111	-16
1/26/98	W	H	111-92	+19
2/23/98	L	A	83-109	-26
3/23/98	L	A	83-109	-26
2/17/99	W	A	109-106OT	+3
3/1/99	L	H	102-105OT	-3
4/6/99	W	A	112-106OT	+6
4/15/99	L	H	98-99OT	-1

DATE	W/L	H/A	SCORE	+/-
12/29/99	W	A	113-104	+9
2/18/00	W	H	118-85	+33
3/31/00	L	A	108-123	-15
4/18/00	L	H	112-119OT	-7
11/25/00	W	H	125-101	+24
12/20/00	L	A	85-89	-4
12/23/00	W	H	97-92	+5
1/21/01	L	A	107-109	-2
10/30/01	W	H	101-95	+6
12/19/01	L	A	92-104	-12
1/31/02	W	A	99-95	+4
2/17/02	L	H	116-126	-10
11/15/02	L	A	97-111	-14
1/30/03	W	A	95-77	+18
2/14/03	W	H	110-81	+29
4/8/03	W	H	107-85	+22
1/4/04	W	H	130-99	+31
1/7/04	L	A	93-104	-11
1/31/04	W	A	110-103	+7
2/3/04	W	H	117-101	+16
11/10/04	L	A	78-108	-30
2/1/05	L	H	101-106	-5
2/10/05	L	A	107-115	-8
4/5/05	W	H	122-101	+21
11/20/05	L	A	104-106	-2
12/10/05	W	A	123-104	+19
3/21/06	W	H	105-96	+9
4/18/06	W	H	111-105	+6
11/24/06	W	A	109-100	+9
2/10/07	W	A	114-93	+21
2/11/07	L	H	103-114	-11
11/6/07	W	H	104-98	+6
1/27/08	W	A	103-101	+2
2/6/08	L	H	92-105	-13
3/30/08	W	A	120-107	+13
Oklahoma City				
2/1/09	W	H	112-118OT	+4
2/8/09	L	A	113-116	-3
3/10/09	L	H	98-99	-1
10/28/09	L	A	89-102	-13
11/10/09	W	H	101-98	+3
3/2/10	L	A	107-113	-6
3/7/10	L	H	102-108	-6
12/17/10	L	A	87-102	-15
2/12/11	L	H	97-99	-2
2/15/11	L	A	96-126	-30
4/11/11	L	H	112-120	-8
2/9/12	W	H	106-101	+5
4/13/12	L	A	89-115	-26
4/20/12	L	H	92-103	-11
4/24/12	L	A	110-118	-8
12/14/12	L	A	103-113	-13
1/25/13	L	H	95-105	-10
4/15/13	L	A	95-104	-9
12/3/13	L	H	95-97	-2
1/19/14	L	A	93-108	-15
3/28/14	L	A	81-94	-13
4/8/14	L	H	92-107	-15
11/9/14	L	A	93-101	-8
12/16/14	L	H	92-104	-12
1/7/15	W	H	104-83	+21
4/10/15	L	A	103-116	-13
12/6/15	L	A	95-98	-3
1/4/16	W	A	116-104	+12
2/29/16	L	H	116-131	-15
4/9/16	W	H	114-112	+2

	OVR	HM	RD	NTL
67-68	6-1	3-0	2-0	1-1
68-69	3-3	2-0	1-2	0-1
69-70	1-5	1-2	0-3	
70-71	1-4	1-2	0-2	
71-72	0-5	0-2	0-3	
72-73	4-2	2-1	2-1	
73-74	2-4	1-2	1-2	
74-75	1-3	0-2	1-1	
75-76	2-3	1-2	1-1	
76-77	1-3	1-1	0-2	
77-78	1-3	0-2	1-1	
78-79	2-2	2-0	0-2	
79-80	3-3	2-1	1-2	
80-81	2-3	1-1	1-2	
81-82	2-3	1-2	1-1	
82-83	1-4	1-1	0-3	
83-84	1-4	0-3	1-1	
84-85	3-2	2-0	1-2	
85-86	5-0	3-0	2-0	
86-87	2-3	2-0	0-3	
87-88	1-4	1-2	0-2	
88-89	1-5	0-3	1-2	
89-90	2-2	1-1	1-1	
90-91	1-4	1-1	0-3	
91-92	1-4	1-2	0-2	
92-93	1-4	1-1	0-3	
93-94	0-5	0-3	0-2	
94-95	3-2	2-0	1-2	
95-96	0-4	0-2	0-2	
96-97	1-3	1-1	0-2	
97-98	1-3	1-1	0-2	
98-99	2-2	0-2	2-0	
99-00	2-2	1-1	1-1	
00-01	2-2	2-0	0-2	
01-02	2-2	1-1	1-1	
02-03	3-1	2-0	1-1	
03-04	3-1	2-0	1-1	
04-05	1-3	1-1	0-2	
05-06	3-1	2-0	1-1	
06-07	2-1	0-1	2-0	
07-08	3-1	1-1	2-0	
08-09	1-2	1-1	0-1	
09-10	1-3	1-1	0-2	
10-11	0-4	0-2	0-2	
11-12	1-3	1-1	0-2	
12-13	0-3	0-1	0-2	
13-14	0-4	0-2	0-2	
14-15	1-3	1-1	0-2	
15-16	2-2	1-1	1-1	
16-17	1-2	1-1	0-1	

NATE McMILLAN

ORLANDO MAGIC

8701 Maitland Summit Boulevard • Orlando, FL 32810
Phone: (407) 916-2400
Home Court (capacity): Amway Center (18,846) - opened 1989
www.orlandomagic.com

2017-18 SERIES SCHEDULE

Date	Site	Time (PST)
1/23	Amway Center	4:00pm
3/9	Golden 1 Center	7:00pm

2016-17 VS. MAGIC (1-1)

Date	Site	Result
11/3	Amway Center	L, 102-94
3/13	Golden 1 Center	W, 120-115

ALL-TIME SERIES (27 years)

	Overall	Home	Road
Sac-Era	29-27	18-10	11-17
All-Time	29-27	18-10	11-17

CURRENT STREAKS

	Overall	Home	Road
Kings	W1	W1	L1

SERIES FACTS

Last Home Win: 3/13/17 (120-115)
Last Road Win: 11/21/15 (97-91)
Last Home Loss: 3/11/16 (100-107)
Last Road Loss: 11/3/16 (94-102)
Biggest Win: 30 (122-92) vs. Orl., 11/21/03
Biggest Loss: 32 (107-139) vs. Orl., 1/13/09

HEAD COACH: Frank Vogel (College - Kentucky)
ASSISTANT COACHES: Chad Forcier (College - Seattle Pacific)
Corliss Williamson (College - Arkansas)
ASST. COACHES/PLAYER DEVELOPMENT:
Jay Hernandez (College - Hofstra)
ATHLETIC TRAINER: Keon Weise (College - Maryland)
STRENGTH & CONDITIONING COACH: Bill Burgos (College - Austin Peay St.)
DIRECTOR OF REHABILITATION/ASSISTANT ATHLETIC TRAINER: Ron Weathers

Senior Chairman: Rich DeVos
Chairman: Dan DeVos
Chief Executive Officer: Alex Martins
President of Basketball Operations: Jeff Weltman
General Manager: John Hammond
Assistant General Manager/Basketball Strategy: Pete D'Alessandro
Assistant General Manager/Basketball Operations: Matt Lloyd
Chief Communications Officer: Joel Glass
Director of Communications: George Galante
Director of Corporate Communications: Trish Wingerson
Communications Manager: Melanie Curtsinger
Radio: ESPN 580 Orlando (AM 580), Dennis Neumann, Richie Adubato
Radio (Spanish): Salsa 98.1 FM, Joey Colon
TV: Fox Sports Florida, David Steele, Jeff Turner, Dante Marchitelli
Colors: Blue, Silver, Black
Founded: 1989-90 expansion team, Orlando Magic
NBA Titles Won: None
All-Time NBA Record: 1091-1157 (.463)
2016-17 Record: 29-53 (5th in Southeast)
2016-17 Playoff Results: Did not qualify

2016-17 SEASON SERIES (1-1) SACRAMENTO KINGS VS. ORLANDO

PLAYER	G-GS	MIN	FG-FGA	PCT	3FG-A	PCT	FT-FTA	PCT	OFF	DEF	TOT	AST	PF-DQ	STL	TO	BLK	PTS	AVG
Cousins	1-1	36	12-20	.600	1-3	.333	8-9	.889	1	6	7	4	3-0	2	2	1	33	33.0
Collison	1-1	33	5-9	.556	2-4	.500	7-7	1.000	0	2	2	13	2-0	2	3	1	19	19.0
Tolliver	1-0	28	6-9	.667	5-7	.714	2-2	1.000	0	6	6	1	3-0	1	1	0	19	19.0
Evans (TOT)	1-0	20	6-12	.500	4-6	.667	2-2	1.000	0	4	4	5	1-0	3	1	0	18	18.0
Gay	1-1	32	6-13	.462	2-3	.667	2-5	.400	0	2	2	2	3-0	1	3	0	16	16.0
Galloway (TOT)	3-0	74	13-24	.542	9-17	.529	4-6	.667	2	3	5	7	5-0	1	1	0	39	13.0
Galloway (SAC)	1-0	22	2-4	.500	2-2	1.000	0-0	---	0	0	0	2	0-0	0	1	0	6	6.0
McLemore	2-0	51	9-17	.529	4-8	.500	3-5	.600	1	8	9	2	9-0	2	5	0	25	12.5
Casspi	1-0	23	5-13	.385	2-4	.500	0-0	---	3	2	5	0	3-0	1	1	0	12	12.0
Hield (TOT)	3-2	76	13-31	.419	5-17	.294	4-6	.667	0	15	15	10	5-0	2	5	0	35	11.7
Hield (SAC)	1-1	31	6-13	.462	2-6	.333	3-4	.750	0	6	6	2	1-0	2	2	0	17	17.0
Cauley-Stein	2-1	61	11-21	.524	0-0	---	0-0	---	0	9	9	1	4-0	1	2	0	22	11.0
Labissiere	1-1	20	5-9	.556	0-0	---	1-3	.333	1	6	7	0	2-0	0	0	4	11	11.0
Lawson	1-1	35	5-9	.556	1-2	.500	0-2	.000	3	4	7	5	1-0	0	2	0	11	11.0
Temple	2-1	47	6-11	.545	2-6	.333	0-0	---	1	5	6	6	3-0	3	5	0	14	7.0
Afflalo	1-1	18	1-6	.167	0-2	.000	1-1	1.000	0	0	0	1	1-0	0	0	0	3	3.0
Barnes	1-0	9	1-2	.500	0-1	.000	0-0	---	1	2	3	1	0-0	0	2	0	2	2.0
Koufos	1-1	20	1-3	.333	0-0	---	0-0	---	1	6	7	1	2-0	1	0	0	2	2.0
Papagiannis	1-0	12	1-3	.333	0-0	---	0-0	---	1	3	4	0	0-0	0	0	1	2	2.0
KINGS	2	480	82-162	.506	23-48	.479	27-38	.711	13	67	80	41	37-0	16	29	7	214	107.0
MAGIC	2	480	83-182	.456	23-64	.359	28-35	.800	22	66	88	56	32-0	15	26	8	217	108.5

2016-17 SEASON SERIES (1-1) ORLANDO MAGIC VS. SACRAMENTO

PLAYER	G-GS	MIN	FG-FGA	PCT	3FG-A	PCT	FT-FTA	PCT	OFF	DEF	TOT	AST	PF-DQ	STL	TO	BLK	PTS	AVG
Fournier	2-2	66	18-33	.545	7-18	.389	7-8	.875	3	3	6	1	3-0	1	6	0	50	25.0
Ibaka	1-1	33	6-13	.462	1-6	.167	4-4	1.000	1	2	3	0	2-0	0	0	1	17	17.0
Vucevic	2-2	61	14-28	.500	3-3	1.000	2-6	.333	7	11	18	7	4-0	4	5	2	33	16.5
Gordon	2-2	60	11-25	.440	3-6	.500	5-6	.833	3	10	13	5	6-0	3	2	1	30	15.0
Green	2-0	38	7-15	.467	3-6	.500	5-5	1.000	1	7	8	2	2-0	3	2	0	22	11.0
Payton	2-2	67	9-23	.391	0-6	.000	1-2	.500	1	12	13	24	4-0	0	2	1	19	9.5
Ross (TOT)	3-1	64	8-21	.381	4-14	.286	0-0	---	0	5	5	4	4-0	2	3	0	20	6.7
Ross (ORL)	1-1	29	3-7	.429	2-5	.400	0-0	---	0	2	2	4	1-0	0	0	0	8	8.0
Augustin	2-0	29	4-15	.267	2-8	.250	2-2	1.000	0	2	2	9	0-0	0	4	0	12	6.0
Hezonja	2-0	30	4-9	.444	1-2	.500	0-0	---	1	5	6	1	2-0	1	2	0	9	4.5
Watson	2-0	30	4-9	.444	1-4	.250	0-0	---	1	3	4	2	2-0	2	1	0	9	4.5
Biyombo	2-0	37	3-5	.600	0-0	---	2-2	1.000	4	9	13	1	6-0	1	2	3	8	4.0
MAGIC	2	480	83-182	.456	23-64	.359	28-35	.800	22	66	88	56	32-0	15	26	8	217	108.5
KINGS	2	480	82-162	.506	23-48	.479	27-38	.711	13	67	80	41	37-0	16	29	7	214	107.0

ORLANDO MAGIC

DATE	W/L	H/A	SCORE	+/-
11/21/89	L	H	113-115	-2
3/1/90	W	A	114-100	+14
12/15/90	W	H	117-108	+9
1/7/91	L	A	83-111	-28
2/24/91	L	A	90-120	-30
4/11/9	W	H	104-96	+8
11/23/91	W	A	95-93	+2
12/12/91	W	H	106-100	+6
12/17/92	L	A	91-112	-21
2/1/93	L	H	115-119	-4
12/19/93	L	H	91-97	-6
12/27/94	L	A	110-122	-12
11/30/94	L	A	107-114	-7
3/28/95	W	H	117-106	+11
12/2/95	W	H	109-106	+3
2/6/96	L	A	102-112	-10
12/8/96	W	H	91-84	+7
3/25/97	L	A	103-114	-11
11/12/97	W	A	115-89	+26
1/14/98	W	H	108-96	+12
2/22/99	L	A	96-107	-11
11/30/99	W	A	111-102	+9
1/20/00	W	H	111-103	+8
11/14/00	W	H	96-82	+14
3/13/01	W	A	114-108[OT]	+6
11/9/01	L	A	105-115	-10
12/11/01	W	A	112-100	+12
11/5/02	L	A	121-125	-4
11/17/02	W	H	101-99	+2
11/21/03	W	H	122-92	+30
3/7/04	W	A	107-90	+17
3/2/05	L	A	114-111	-3
3/15/05	W	H	105-94	+11
1/15/06	W	H	104-100	+4
1/21/06	L	A	78-83[OT]	-10
12/4/06	L	H	89-92	-3
3/17/07	W	A	95-83	+12
1/8/08	W	H	104-100	+4
2/24/08	L	A	93-112	-19
11/1/08	L	A	103-121	-18
1/13/09	L	H	107-139	-32
1/12/10	L	H	88-109	-21
1/22/10	L	A	84-100	-16
2/23/11	W	A	111-105	+6
3/9/11	L	H	102-106	-4
1/8/12	L	H	97-104	-7
12/7/12	W	H	91-82	+9
2/27/13	W	A	125-101	+24
12/21/13	W	A	105-100	+5
1/10/14	W	H	103-83	+20
12/6/14	L	H	96-105	-9
3/6/15	L	A	114-119	-5
11/21/15	W	A	97-91	+6
3/11/16	L	H	100-107	-7
11/3/16	L	A	94-102	-8
3/13/17	W	H	120-115	+5

	OVR	HM	RD
89-90	1-1	0-1	1-0
90-91	2-2	2-0	0-2
91-92	2-0	1-0	1-0
92-93	0-2	0-1	0-1
93-94	0-2	0-1	0-1
94-95	1-1	1-0	0-1
95-96	1-1	1-0	0-1
96-97	1-1	1-0	0-1
97-98	2-0	1-0	1-0
98-99	0-1	0-0	0-1
99-00	2-0	1-0	1-0
00-01	2-0	1-0	1-0
01-02	1-1	1-0	0-1
02-03	1-1	1-0	0-1
03-04	2-0	1-0	1-0
04-05	1-1	1-0	0-1
05-06	1-1	1-0	0-1
06-07	1-1	1-0	0-1
07-08	1-1	1-0	0-1
08-09	0-2	0-1	0-1
09-10	0-2	0-1	0-1
10-11	1-1	0-1	1-0
11-12	0-1	0-1	0-0
12-13	2-0	1-0	1-0
13-14	2-0	1-0	1-0
14-15	0-2	0-1	0-1
15-16	1-1	0-1	1-0
16-17	1-1	1-0	0-1

SHAQUILLE O'NEAL

PHILADELPHIA 76ERS

3 Banner Way • Camden, NJ 08103
Phone: (215) 339-7600
Home Court (capacity): Wells Fargo Center (20,328) - opened 1996
www.sixers.com

2017-18 SERIES SCHEDULE

Date	Site	Time (PST)
11/9	Golden 1 Center	7:00pm
12/19	Wells Fargo Center	4:00pm

2016-17 VS. 76ERS (1-1)

Date	Site	Result
12/26	Golden 1 Center	W, 102-100
1/30*	Wells Fargo Center	L, 119-122

ALL-TIME SERIES (66 years)

	Overall	Home	Road
Sac-Era	30-32	18-12	12-20
All-Time	124-163		

CURRENT STREAKS

	Overall	Home	Road
Kings	L1	W1	L1

SERIES FACTS

Last Home Win: 12/26/16 (102-100)
Last Road Win: 2/10/16 (14-100)
Last Home Loss: 12/30/15 (105-110)
Last Road Loss: 1/30/17 (119-122)
Biggest Win: 56 (154-98) vs. Phil., 1/2/93
Biggest Loss: 37 (87-124) @ Syracuse, 11/16/60

*Rescheduled game from 11/30

HEAD COACH: Brett Brown (College – Boston University)
ASSISTANT COACHES: Lloyd Pierce (College - Santa Clara)
Jim O'Brien (College - Saint Joseph's)
Kevin Young (College - Clayton State (GA))
Billy Lange (College - Rowan)
John Townsend
Todd Wright (College - Temple)
DIRECTOR OF SPORTS PERFORMANCE AND RESEARCH: Dr. David T. Martin
ATHLETIC TRAINER: Kevin N. Johnson (College - Indiana State)
HEAD OF PERFORMANCE SCIENCE: Jesse Wright (College - Temple)

Co-Managing Partner: Josh Harris
Co-Managing Partner: David Blitzer
Chief Executive Officer: Scott O'Neil
President of Basketball Operations: Bryan Calangelo
Public Relations: Dave Sholler, Patrick Rees, Lara Toscani Weems, Robert King
Radio: The Fanatic (97.5 FM, 950 AM), Tom McGinnis
TV: CSN Philadelphia (cable), The Comcast Network,
Marc Zumoff, Alaa Abdelnaby, Molly Sullivan

Colors: Red, White, Blue
Founded: 1949-50, Syracuse Nationals; 1963-64, Philadelphia 76ers
NBA Titles Won: 3, 1954-55, 1966-67, 1982-83
All-Time NBA Record: 2754-2632 (.511)
2016-17 Record: 28-54 (4th in Atlantic)
2016-17 Playoff Results: Did Not Qualify

2016-17 SEASON SERIES (1-1) SACRAMENTO KINGS VS. PHILADELPHIA

PLAYER	G-GS	MIN	FG-FGA	PCT	3FG-A	PCT	FT-FTA	PCT	OFF	DEF	TOT	AST	PF-DQ	STL	TO	BLK	PTS	AVG
Cousins	2-2	67	21-36	.583	6-10	.600	28-31	.903	6	16	22	10	10-1	4	13	3	76	38.0
Galloway (TOT)	1-0	28	8-16	.500	3-6	.500	0-1	.000	1	3	4	2	2-0	1	1	0	19	19.0
Gay	1-1	36	7-16	.438	1-4	.250	2-2	1.000	2	7	9	2	1-0	0	4	1	17	17.0
Cauley-Stein	2-0	33	12-17	.706	0-0	---	2-4	.500	3	4	7	1	4-0	2	3	2	26	13.0
Barnes	2-0	36	7-15	.467	5-9	.556	0-0	---	2	3	5	4	5-0	1	3	0	19	9.5
Collison	2-2	52	7-17	.412	1-4	.250	2-2	1.000	1	0	1	6	1-0	2	3	0	17	8.5
Afflalo	1-1	36	3-9	.333	2-7	.286	0-0	---	0	4	4	3	3-0	0	2	0	8	8.0
Hield (TOT)	2-2	55	6-21	.286	4-8	.500	0-0	---	0	5	5	3	2-0	0	3	0	16	8.0
Lawson	2-0	47	6-13	.462	0-3	.000	4-4	1.000	3	4	7	15	5-0	2	5	0	16	8.0
Koufos	2-2	32	6-7	.857	0-0	---	0-2	.000	0	3	3	1	7-0	2	0	1	12	6.0
Temple	2-1	63	4-10	.400	2-6	.333	2-3	.667	1	1	2	8	5-0	3	3	0	12	6.0
Tolliver	2-0	44	4-9	.444	3-7	.429	1-2	.500	2	6	8	1	3-0	1	2	0	12	6.0
McLemore	1-1	17	2-7	.286	0-3	.000	0-0	---	0	2	2	3	1-0	0	1	0	4	4.0
Casspi	1-0	13	1-4	.250	0-0	---	0-0	---	2	3	5	0	0-0	1	0	0	2	2.0
Richardson	1-0	6	0-1	.000	0-1	.000	0-0	---	0	0	0	1	2-0	0	0	0	0	0.0
KINGS	2	480	80-161	.497	20-54	.370	41-50	.820	22	53	75	55	47-1	18	40	7	221	110.5
76ERS	2	480	84-162	.519	20-56	.357	34-44	.773	17	50	67	52	41-0	26	38	7	222	111.0

2016-17 SEASON SERIES (1-1) PHILADELPHIA 76ERS VS. SACRAMENTO

PLAYER	G-GS	MIN	FG-FGA	PCT	3FG-A	PCT	FT-FTA	PCT	OFF	DEF	TOT	AST	PF-DQ	STL	TO	BLK	PTS	AVG
Embiid	1-1	29	8-17	.471	1-4	.250	8-9	.889	4	4	8	1	5-0	2	8	2	25	25.0
Saric	2-0	54	13-22	.591	3-8	.375	0-0	---	3	11	14	8	2-0	1	2	0	29	14.5
Covington	2-2	73	10-22	.455	4-13	.308	4-5	.800	2	14	16	3	7-0	6	5	2	28	14.0
Ilyasova	2-1	55	10-20	.500	3-10	.300	4-6	.667	1	5	6	3	7-0	3	1	0	27	13.5
Rodriguez	2-1	39	9-14	.643	5-8	.625	0-0	---	0	3	3	6	1-0	3	3	0	23	11.5
Henderson	2-1	51	7-16	.438	0-4	.000	7-8	.875	0	4	4	5	1-0	2	0	0	21	10.5
Okafor	2-2	41	8-16	.500	0-0	---	5-6	.833	4	2	6	4	6-0	1	4	0	21	10.5
Stauskas	2-1	47	8-14	.571	4-7	.571	0-0	---	0	1	1	1	5-0	2	3	1	20	10.0
Anderson (TOT)	2-0	18	3-9	.333	0-2	.000	9-10	.900	2	2	4	0	0-0	2	2	0	15	7.5
Noel	2-0	28	6-7	.857	0-0	---	3-5	.600	2	2	4	2	5-0	3	2	2	15	7.5
McConnell	2-1	57	5-12	.417	0-0	---	3-5	.600	1	3	4	17	2-0	3	6	0	13	6.5
Luwawu	1-0	6	0-2	.000	0-2	.000	0-0	---	0	1	1	2	0-0	0	2	0	0	0.0
76ERS	2	480	84-162	.519	20-56	.357	34-44	.773	17	50	67	52	41-0	26	38	7	222	111.0
KINGS	2	480	80-161	.497	20-54	.370	41-50	.820	22	53	75	55	47-1	18	40	7	221	110.5

PHILADELPHIA 76ERS

DATE	W/L	H/A	SCORE	+/-
12/30/85	L	H	84-87	-3
1/10/86	L	A	102-113	-11
12/27/86	L	H	95-99	-4
2/20/87	L	A	91-123	-32
11/28/87	W	H	115-114OT	+1
3/11/88	L	A	118-124	-6
3/1/89	L	H	111-114	-3
3/9/89	L	A	96-106	-10
12/29/89	W	H	105-95	+10
3/23/90	L	A	99-115	-16
11/21/90	L	A	99-101	-2
2/14/91	W	H	98-81	+17
1/2/92	W	H	114-110	+4
2/24/92	L	A	96-108	-12
1/2/93	W	H	154-98	+56
4/4/93	L	A	102-112	-10
12/10/93	W	A	109-103	+6
2/16/94	W	H	94-92OT	+2
12/2/94	L	A	96-99	-3
12/30/94	W	H	85-82	+3
11/7/95	W	A	109-106	+3
12/29/95	W	H	117-97	+20
1/5/97	W	H	107-106	+1
1/24/97	W	A	107-92	+15
12/28/97	W	H	92-90	+2
1/19/98	L	A	85-98	-13
2/24/99	L	A	81-94	-13
2/6/00	L	A	108-119	-11
4/2/00	W	H	117-95	+22
12/30/00	L	H	104-107OT	-3
3/16/01	W	A	100-79	+21
12/4/01	W	H	94-84	+10
3/13/02	W	A	92-88	+4
3/3/03	W	H	107-99	+8
4/6/03	W	A	97-81	+16
10/31/03	W	H	100-89	+11
3/4/04	W	A	114-105	+9
2/26/05	W	A	101-99	+2
3/28/05	W	H	118-109	+9
1/3/06	L	H	98-111	-13
1/24/06	L	A	103-109	-6
12/27/06	W	H	101-76	+25
2/26/07	L	A	82-89	-7
12/14/07	W	A	109-99	+10
12/28/07	L	H	80-92	-12
11/3/08	L	A	91-125	-34
3/22/09	L	H	100-112	-12
12/30/09	L	H	106-116	-10
1/15/10	L	A	86-98	-12
3/18/11	L	H	80-102	-22
3/27/11	W	A	114-111OT	+3
1/10/12	L	A	85-112	-27
2/1/13	L	A	80-89	-9
3/24/13	L	H	103-117	-14
1/2/14	L	H	104-113	-9
3/12/14	W	A	115-98	+17
3/13/15	L	A	107-114	-7
3/24/15	W	H	107-106	+1
12/30/15	L	H	105-110	-5
2/10/16	W	A	114-100	+14
12/26/16	W	H	102-100	+2
1/30/17*	L	A	119-122	-3

*11/30/16 PPD - court conditions

	OVR	HM	RD
49-72	83-103		
72-73	3-1	2-0	1-1
73-74	1-3	0-2	1-1
74-75	1-3	1-1	0-2
75-76	1-3	1-1	0-2
76-77	1-3	1-1	0-2
77-78	1-3	1-1	0-2
78-79	2-2	1-1	1-1
79-80	1-1	1-0	0-1
80-81	0-2	0-1	0-1
81-82	0-2	0-1	0-1
82-83	0-2	0-1	0-1
83-84	0-2	0-1	0-1
84-85	1-1	0-1	1-0
85-86	0-2	0-1	0-1
86-87	0-2	0-1	0-1
87-88	1-1	1-0	0-1
88-89	0-2	0-1	0-1
89-90	1-1	1-0	0-1
90-91	1-1	1-0	0-1
91-92	1-1	1-0	0-1
92-93	1-1	1-0	0-1
93-94	2-0	1-0	1-0
94-95	1-1	1-0	0-1
95-96	2-0	1-0	1-0
96-97	2-0	1-0	1-0
97-98	1-1	1-0	0-1
98-99	0-1	0-0	0-1
99-00	1-1	1-0	0-1
00-01	1-1	0-1	1-0
01-02	2-0	1-0	1-0
02-03	2-0	1-0	1-0
03-04	2-0	1-0	1-0
04-05	2-0	1-0	1-0
05-06	0-2	0-1	0-1
06-07	1-1	1-0	0-1
07-08	1-1	0-1	1-0
08-09	0-2	0-1	0-1
09-10	0-2	0-1	0-1
10-11	1-1	0-1	1-0
11-12	0-1	0-0	0-1
12-13	0-2	0-1	0-1
13-14	1-1	0-1	1-0
14-15	1-1	1-0	0-1
15-16	1-1	0-1	1-0
16-17	1-1	1-0	0-1

JULIUS "DR. J" ERVING

PHOENIX SUNS

201 East Jefferson Street • Phoenix, AZ 85004
Phone: (602) 379-7900
Home Court (capacity): Talking Stick Resort Arena (18,055) - opened 1992
www.suns.com

2017-18 SERIES SCHEDULE

Date	Site	Time (PST)
10/23	Talking Stick Arena	7:00pm
12/12	Golden 1 Center	7:00pm
12/29	Golden 1 Center	7:00pm
4/3	Talking Stick Arena	7:00pm

2016-17 VS. SUNS (3-1)

Date	Site	Result
10/26	Talking Stick Arena	W, 113-94
2/3	Golden 1 Center	L, 105-103
3/15	Talking Stick Arena	W, 107-101
4/11	Golden 1 Center	W. 129-104

ALL-TIME SERIES (48 years)

	Overall	Home	Road
Sac-Era	51-84	34-34	17-50
All-Time	90-131	58-49	29-80

CURRENT STREAKS

	Overall	Home	Road
Kings	W2	W1	W3

SERIES FACTS

Last Home Win: 4/11/17 (129-104)
Last Road Win: 3/15/17 (107-101)
Last Home Loss: 2/3/17 (103-105)
Last Road Loss: 11/4/15 (97-118)
Biggest Win: 37 (105-68) vs. Pho., 3/8/81
37 (122-85) vs. Pho., 10/21/79
Biggest Loss: 55 (85-140) @ Pho., 4/17/89

HEAD COACH: Earl Watson (College - UCLA)
ASSOCIATE HEAD COACH: Jay Triano (College - Simon Fraser)
ASSISTANT COACHES: Tyrone Corbin (College - DePaul)
Nate Bjorkgren (College - Buena Vista)
Marlon Garnett (College - Santa Clara)
SR VP, ATHLETE HEALTH & PERFORMANCE/HEAD ATHLETIC TRAINER: Aaron Nelson (College - Iowa St.)
HEAD STRENGTH & CONDITIONING COACH/DIRECTOR OF PERFORMANCE: JEFF FISH (College - Western Carolina)
ASSISTANT ATHLETIC TRAINER/REHABILITATION COORDINATOR:
Tom Maystadt (College - Iowa State)
ASSISTANT ATHLETIC TRAINER/SPORTS SCIENCE COORDINATOR:
Quinton Sawyer (College - North Carolina)

Managing Partner: Robert Sarver
General Manager: Ryan McDonough
Vice President, Basketball Communications: Julie Fie
Senior Manager, Basketball Communications: Cole Mickelson
Manager, Basketball Communications: DC Headley
Assistant to VP of Basketball Communications: Palmer Black
Radio: KTAR (620 AM), Al McCoy, Tim Kempton
Radio (Spanish): KSUN (1400 AM) Arturo Ochoa, Jorge Moreno, Enrique Cortez
TV: Fox Sports Arizona (cable), Kevin Ray, Eddie Johnson, Ann Meyers Drysdale, Lindsey Smith

Colors: Purple, Orange, Black, Gray, Yellow
Founded: 1968-69, Phoenix Suns
NBA Titles Won: None
All-Time NBA Record: 2146-1824 (.541)
2016-17 Record: 24-58 (4th in Pacific)
2016-17 Playoff Results: Did Not Qualify

2016-17 SEASON SERIES (3-1) SACRAMENTO KINGS VS. PHOENIX

PLAYER	G-GS	MIN	FG-FGA	PCT	3FG-A	PCT	FT-FTA	PCT	OFF	DEF	TOT	AST	PF-DQ	STL	TO	BLK	PTS	AVG
Cousins	2-2	59	12-26	.462	3-8	.375	19-25	.760	2	15	17	14	9-0	2	8	2	46	23.0
Gay	1-1	33	9-15	.600	1-3	.333	3-4	.750	0	3	3	2	1-0	0	0	4	22	22.0
Labissiere	2-1	56	14-22	.636	1-1	1.000	15-19	.789	4	14	18	2	6-0	2	3	0	44	22.0
Collison	1-1	38	8-16	.500	3-4	.750	0-0	---	0	2	2	1	3-0	1	2	0	19	19.0
Lawson	4-3	121	18-36	.500	2-6	.333	22-24	.917	7	17	24	28	7-0	5	11	1	60	15.0
Hield (TOT)	6-5	141	28-64	.438	14-35	.400	5-8	.625	2	16	18	8	11-0	3	5	1	75	12.5
Hield (SAC)	2-2	54	15-27	.556	5-11	.455	2-3	.667	1	5	6	0	7-0	1	4	1	37	18.5
McLemore	3-2	79	12-26	.462	3-10	.300	10-14	.714	0	10	10	6	7-0	1	2	0	37	12.3
Afflalo	2-2	56	7-18	.389	2-4	.500	6-6	1.000	0	7	7	0	5-0	1	0	0	22	11.0
Barnes	2-1	67	9-18	.500	2-9	.222	0-0	---	1	16	17	7	7-0	0	2	1	20	10.0
Temple	3-0	72	12-22	.545	4-6	.667	2-2	1.000	2	7	9	12	8-0	1	5	1	30	10.0
Cauley-Stein	4-2	88	17-33	.515	0-0	---	3-8	.375	6	16	22	9	7-0	7	6	4	37	9.3
Tolliver	3-0	63	7-19	.368	3-12	.250	8-11	.727	4	14	18	5	4-0	1	2	2	25	8.3
Galloway (TOT)	6-0	130	18-39	.462	13-27	.481	0-0	---	0	11	11	5	9-0	1	6	1	49	8.2
Galloway (SAC)	2-0	53	5-12	.417	2-6	.333	0-0	---	0	4	4	4	5-0	1	4	0	12	6.0
Koufos	3-3	49	11-22	.500	0-0	---	2-3	.667	2	13	15	3	3-0	0	2	2	24	8.0
Papagiannis	2-0	40	5-11	.455	0-0	---	3-4	.750	2	8	10	1	5-0	0	4	4	13	6.5
Evans (TOT)	3-0	47	6-18	.333	0-5	.000	3-7	.429	0	10	10	8	4-0	2	4	0	15	5.0
Evans (SAC)	1-0	14	0-4	.000	0-1	.000	0-2	.000	0	2	2	3	0-0	1	0	0	0	0.0
Casspi	1-0	9	2-2	1.000	0-0	---	0-0	---	1	2	3	0	0-0	1	2	0	4	4.0
Richardson	2-0	12	0-4	.000	0-0	---	0-0	---	0	0	0	0	2-0	0	0	0	0	0.0
KINGS	4	960	163-333	.489	31-81	.383	95-125	.760	32	155	187	97	86-0	25	58	22	452	113.0
SUNS	4	960	152-370	.411	30-100	.300	70-100	.700	50	125	175	74	98-0	30	52	20	404	101.0

2016-17 SEASON SERIES (1-3) PHOENIX SUNS VS. SACRAMENTO

PLAYER	G-GS	MIN	FG-FGA	PCT	3FG-A	PCT	FT-FTA	PCT	OFF	DEF	TOT	AST	PF-DQ	STL	TO	BLK	PTS	AVG
Booker	3-3	105	25-62	.403	7-20	.350	13-19	.684	1	6	7	7	11-0	2	6	1	70	23.3
Warren	4-4	145	30-62	.484	2-7	.286	11-12	.917	13	13	26	7	11-0	6	5	2	73	18.3
Bledsoe	2-2	63	9-23	.391	5-11	.455	13-16	.813	2	10	12	9	5-0	2	6	0	36	18.0
Ulis	3-2	87	17-46	.370	4-13	.308	4-6	.667	2	4	6	20	3-0	5	3	2	42	14.0
Williams	2-0	59	13-26	.500	0-0	---	2-3	.667	6	16	22	3	9-0	2	1	2	28	14.0
Chriss	4-3	111	18-46	.391	4-17	.235	8-17	.471	5	15	20	4	16-0	3	12	9	48	12.0
Knight	2-0	45	6-17	.353	2-7	.286	5-6	.833	0	3	3	6	1-0	0	4	0	19	9.5
Bender	2-0	33	6-16	.375	2-10	.200	1-1	1.000	2	4	6	2	5-0	0	0	0	15	7.5
Chandler	2-2	55	5-6	.833	0-0	---	5-7	.714	3	19	22	0	7-0	1	3	0	15	7.5
Jones	2-1	37	3-9	.333	1-3	.333	3-5	.600	3	3	6	4	3-0	1	1	1	10	5.0
Len	4-2	73	9-19	.474	0-0	---	2-2	1.000	8	19	27	3	16-0	5	4	2	20	5.0
Dudley	2-1	41	4-9	.444	0-2	.000	0-2	.000	1	4	5	2	4-0	0	1	1	8	4.0
Tucker	2-0	38	2-8	.250	2-4	.500	2-2	1.000	1	4	5	3	0-0	1	2	0	8	4.0
Millsap	1-0	11	1-2	.500	0-0	---	1-2	.500	3	1	4	0	0-0	0	1	0	3	3.0
Price	2-0	30	2-9	.222	1-5	.200	0-0	---	0	1	1	3	2-0	2	1	0	5	2.5
Barbosa	3-0	27	2-10	.200	0-1	.000	0-0	---	0	3	3	1	5-0	0	1	0	4	1.3
SUNS	4	960	152-370	.411	30-100	.300	70-100	.700	50	125	175	74	98-0	30	52	20	404	101.0
KINGS	4	960	163-333	.489	31-81	.383	95-125	.760	32	155	187	97	86-0	25	58	22	452	113.0

PHOENIX SUNS

DATE	W/L	H/A	SCORE	+/-
11/26/85	W	H	111-107	+4
12/19/85	L	A	106-107	-1
2/21/86	W	A	118-110	+8
3/19/86	L	A	104-108	-4
4/5/86	W	H	119-110	+9
11/25/86	W	H	123-102	+21
12/20/86	W	H	122-114	+8
3/7/87	L	A	102-105	-3
3/26/87	W	H	124-115	+9
4/14/87	L	A	123-132	-9
12/20/87	L	H	109-120	-11
12/26/87	W	A	112-110	+2
1/30/88	W	A	126-120	+6
2/13/88	L	H	114-116	-2
4/9/88	L	A	92-95	-3
11/15/88	L	H	89-119	-30
1/13/89	L	A	90-111	-21
2/18/89	L	H	101-120	-19
3/2/89	L	A	90-110	-20
3/30/89	W	H	135-123	+12
4/17/89	L	A	85-140	-55
11/10/89	L	A	109-130	-21
12/17/89	L	H	113-125	-12
1/12/90	L	A	96-111	-15
2/22/90	L	H	98-104	-6
4/12/90	L	H	114-116	-2
12/11/90	L	A	90-113	-23
1/19/91	W	H	101-97	+4
3/1/91	L	A	106-112	-6
3/23/91	L	H	95-100	-5
11/26/91	W	H	104-89	+15
11/27/91	L	A	100-141	-41
1/15/92	L	H	111-128	-17
1/17/92	L	A	94-134	-40
4/7/92	L	A	101-103	-2
11/18/92	L	A	111-127	-16
1/14/93	L	H	104-114	-10
3/5/93	L	A	122-130	-8
3/9/93	L	H	108-128	-20
4/8/93	L	H	114-123	-9
11/7/93	L	A	110-132	-22
1/15/94	L	H	103-119	-16
2/21/94	L	A	86-112	-26
4/8/94	W	H	104-101	+3
4/23/94	L	A	100-101	-1
11/4/94	W	H	107-89	+18
12/17/94	L	A	98-109	-11
1/3/95	L	H	100-108	-8
3/30/95	L	H	96-113	-17
4/18/95	L	A	101-111	-10
11/17/95	W	H	105-96	+9
1/21/96	L	A	97-111	-14
3/26/96	L	A	98-102	-4
4/17/96	W	H	103-102	+1
12/6/96	L	H	95-101	-6
12/30/96	L	A	88-100	-12
3/7/97	L	A	87-104	-17
4/10/97	L	H	99-101	-2
1/12/98	W	H	96-90	+6
2/10/98	L	A	86-88	-2
3/17/98	L	A	80-107	-27
4/7/98	L	H	97-103	-6
2/9/99	W	A	112-95	+17
3/6/99	W	A	111-99	+12
5/2/99	W	H	111-100	+11

DATE	W/L	H/A	SCORE	+/-
12/18/99	L	A	103-119	-16
2/15/00	L	H	108-117	-9
3/22/00	L	A	93-114	-21
4/9/00	L	H	97-102	-5
12/1/00	W	H	105-98	+7
1/2/01	W	H	121-117^{OT}	+4
3/7/01	W	A	100-89	+11
4/15/01	L	A	86-88	-2
12/12/01	L	A	88-114	-26
12/23/01	W	H	133-101	+32
1/5/02	W	A	118-112	+6
1/13/02	W	H	103-100	+3
11/22/02	W	H	118-101	+17
12/17/02	W	H	95-86	+9
12/21/02	L	A	101-110	-9
3/13/03	L	A	84-109	-25
12/14/03	W	H	107-102	+5
1/9/04	W	A	113-93	+20
2/29/04	W	H	108-94	+14
4/9/04	L	A	96-101	-5
11/13/04	W	A	113-111	+2
2/8/05	L	H	123-125	-2
4/16/05	L	A	98-116	-18
4/20/05	W	H	132-107	+25
11/6/05	W	A	118-117	+1
1/17/06	W	H	119-90	+29
2/10/06	L	A	104-112	-8
4/11/06	L	H	110-123	-13
12/5/06	L	A	102-127	-25
12/16/06	L	H	98-105	-7
3/22/07	L	A	100-118	-18
3/25/07	W	H	107-100	+7
11/20/07	L	H	98-100	-2
11/21/07	L	A	111-127	-16
12/30/07	L	H	102-117	-15
3/15/08	L	A	99-127	-28
11/14/08	L	H	95-97*	-2
2/2/09	L	A	81-129	-48
3/29/09	W	H	126-118	+8
4/3/09	L	A	111-139	-28
12/5/09	L	A	107-115	-8
1/5/10	L	H	109-113	-4
2/5/10	L	H	102-114	-12
2/21/10	L	A	88-104	-16
11/12/10	L	A	89-103	-14
1/2/11	W	H	94-89	+5
2/13/11	W	A	113-108	+5
3/29/11	W	H	116-113	+3
2/11/12	L	H	84-98	-14
3/4/12	L	A	88-96	-8
4/3/12	L	H	100-109	-9
12/17/12	L	A	90-101	-11
1/23/13	L	H	96-106	-10
3/8/13	W	H	121-112	+9
3/28/13	W	A	117-103	+14
11/19/13	W	H	107-104	+3
11/20/13	W	A	113-106	+7
12/13/13	L	A	107-116	-9
4/16/14	L	H	99-104	-5
11/7/14	W	A	114-112^{2OT}	+2
12/26/14	L	H	106-115	-9
2/8/15	W	H	85-83	+2
3/25/15	W	A	108-99	+9
11/4/15	L	A	97-118	-21
1/2/16	W	H	142-119	+23
3/25/16	W	H	116-94	+22
4/11/16	W	A	105-101	+4

	OVR	HM	RD	NTL
68-69	4-2	0-1	1-1	3-0
69-70	3-3	2-0	1-2	0-1
70-71	1-4	0-1	1-2	0-1
71-72	2-3	2-1	0-2	
72-73	3-3	1-2	2-1	
73-74	4-2	3-0	1-2	
74-75	3-1	1-1	2-0	
75-76	3-2	2-0	1-2	
76-77	3-1	2-0	1-1	
77-78	0-4	0-2	0-2	
78-79	2-2	2-0	0-2	
79-80	1-5	1-2	0-3	
80-81	3-2	2-1	1-1	
81-82	2-3	2-0	0-3	
82-83	1-4	1-2	0-2	
83-84	2-3	1-1	1-2	
84-85	2-3	2-1	0-2	
85-86	3-2	2-0	1-2	
86-87	3-2	3-0	0-2	
87-88	2-3	0-2	2-1	
88-89	1-5	1-2	0-3	
89-90	0-5	0-3	0-2	
90-91	1-3	1-1	0-2	
91-92	1-4	1-1	0-3	
92-93	0-5	0-3	0-2	
93-94	1-4	1-1	0-3	
94-95	1-4	1-2	0-2	
95-96	2-2	2-0	0-2	
96-97	0-4	0-2	0-2	
97-98	1-3	1-1	0-2	
98-99	3-0	1-0	2-0	
99-00	0-4	0-2	0-2	
00-01	3-1	2-0	1-1	
01-02	3-1	2-0	1-1	
02-03	2-2	2-0	0-2	
03-04	3-1	2-0	1-1	
04-05	2-2	1-1	1-1	
05-06	2-2	1-1	1-1	
06-07	1-3	1-1	0-2	
07-08	0-4	0-2	0-2	
08-09	1-3	1-1	0-2	
09-10	0-4	0-2	0-2	
10-11	3-1	2-0	1-1	
11-12	0-3	0-2	0-1	
12-13	2-2	1-1	1-1	
13-14	2-2	1-1	1-1	
14-15	3-1	1-1	2-0	
15-16	3-1	2-0	1-1	
16-17	3-1	1-1	2-0	

CHARLES BARKLEY

PORTLAND TRAIL BLAZERS

One Center Court, Suite 200 • Portland, OR 97227
Phone: (503) 234-9291
Home Court (capacity): Moda Center (19,980) - opened 1995
www.trailblazers.com

2017-18 SERIES SCHEDULE

Date	Site	Time (PST)
11/17	Golden 1 Center	7:00pm
11/18	Moda Center	7:00pm

2016-17 VS. BLAZERS (1-2)

Date	Site	Result
11/11	Moda Center	L[OT], 120-122
12/20	Golden 1 Center	W, 126-121
12/28	Moda Center	L, 89-102

ALL-TIME SERIES (46 years)

	Overall	Home	Road
Sac-Era	46-88	35-32	11-56
All-Time	77-129	59-44	18-85

CURRENT STREAKS

	Overall	Home	Road
Kings	L1	W1	L8

SERIES FACTS

Last Home Win: 12/20/16 (126-121)
Last Road Win: 12/8/12 (99-80)
Last Home Loss: 4/5/16 (107-115)
Last Road Loss: 12/28/16 (89-102)
Biggest Win: 39 (124-85) vs. Por., 12/12/79
Biggest Loss: 40 (107-147) @ Por., 2/2/92

HEAD COACH: Terry Stotts (College - Oklahoma)
ASSISTANT COACHES: Dale Osbourne (College - South Alabama)
David Vanterpool (College - St. Bonaventure)
Nate Tibbetts (College - South Dakota)
Jim Moran (College - William & Mary)
John McCullough (College - Oklahoma)
DIRECTOR OF PLAYER HEALTH AND PERFORMANCE:
Chris Stackpole (College - Boston U.)
HEAD ATHLETIC TRAINER: Geoff Clark (College - Oregon State)
STRENGTH-AND-CONDITIONING COACHES: Todd Forcier
(College - Washington State)
Ben Kenyon (College - Adelphi University)

Owner: Paul Allen
President & CEO: Chris McGowan
President of Basketball Operations: Neil Olshey
Vice President of Basketball Communications: Jim Taylor
Director of Basketball Communications: Collin Romer
Radio: Rip City Radio 620 AM, Brian Wheeler, Antonio Harvey
TV: NBC Sports Northwest (cable), Kevin Calabro, Lamar Hurd

Colors: Scarlet, Black, White
Founded: 1970-71, Portland Trail Blazers
NBA Titles Won: 1, 1976-77
All-Time NBA Record: 2032-1774 (.534)
2016-17 Record: 41-41 (3rd in Northwest)
2016-17 Playoff Results: Lost 0-4 to Golden State in First Round

2016-17 SEASON SERIES (1-2) SACRAMENTO KINGS VS. PORTLAND

PLAYER	G-GS	MIN	FG-FGA	PCT	3FG-A	PCT	FT-FTA	PCT	OFF	DEF	TOT	AST	PF-DQ	STL	TO	BLK	PTS	AVG
Cousins	3-3	114	37-69	.536	11-21	.524	31-36	.861	4	27	31	10	15-0	4	10	6	116	38.7
Gay	1-1	43	9-18	.500	2-4	.500	9-10	.900	4	10	14	3	2-0	2	6	1	29	29.0
Afflalo	2-1	62	9-16	.563	1-4	.250	7-9	.778	1	2	3	1	4-0	0	2	0	26	13.0
Collison	3-2	79	14-31	.452	0-4	.000	8-9	.889	1	7	8	12	7-0	0	4	0	36	12.0
Lawson	3-1	74	8-20	.400	1-6	.167	7-8	.875	1	3	4	13	2-0	4	1	0	24	8.0
Tolliver	2-0	63	4-11	.364	4-8	.500	2-2	1.000	1	7	8	3	4-0	0	1	0	14	7.0
Barnes	3-2	66	6-19	.316	2-10	.200	6-8	.750	3	10	13	7	9-0	1	6	1	20	6.7
Temple	3-0	74	7-16	.438	2-7	.286	3-5	.600	0	11	11	6	9-0	4	1	1	19	6.3
Koufos	3-3	56	8-12	.667	0-0	---	2-4	.500	6	10	16	0	6-0	0	3	1	18	6.0
Hield (TOT)	2-0	19	4-6	.667	2-3	.667	1-1	1.000	0	2	2	0	1-0	0	0	1	11	5.5
McLemore	3-2	58	4-15	.267	1-6	.167	6-6	1.000	0	0	0	0	5-0	2	1	0	15	5.0
Casspi	2-0	31	3-7	.429	1-2	.500	1-2	.500	0	6	6	3	2-0	1	1	0	8	4.0
Galloway (TOT)	2-0	38	3-10	.300	2-4	.500	0-0	---	0	1	1	1	3-0	3	2	0	8	4.0
Cauley-Stein	3-0	25	5-5	1.000	0-0	---	0-2	.000	2	2	4	0	4-0	0	0	0	10	3.3
KINGS	3	745	114-239	.477	25-72	.347	82-101	.812	23	95	118	58	69-0	18	36	10	335	111.7
TRAIL BLAZERS	3	745	124-246	.504	29-86	.337	68-89	.764	27	95	122	78	71-2	19	38	12	345	115.0

2016-17 SEASON SERIES (2-1) PORTLAND TRAIL BLAZERS VS. SACRAMENTO

PLAYER	G-GS	MIN	FG-FGA	PCT	3FG-A	PCT	FT-FTA	PCT	OFF	DEF	TOT	AST	PF-DQ	STL	TO	BLK	PTS	AVG
Lillard	2-2	81	18-39	.462	6-20	.300	18-21	.857	0	5	5	23	2-0	0	5	0	60	30.0
McCollum	3-3	113	32-64	.500	6-21	.286	17-21	.810	1	4	5	16	8-0	5	5	1	87	29.0
Nurkic (TOT)	1-0	18	6-8	.750	0-0	---	4-4	1.000	1	5	6	4	1-0	1	2	1	16	16.0
Plumlee	3-3	94	17-24	.708	0-1	.000	13-21	.619	8	26	34	14	13-1	3	5	4	47	15.7
Crabbe	3-1	106	14-25	.560	5-10	.500	5-7	.714	1	8	9	7	5-0	3	3	1	38	12.7
Harkless	3-3	93	13-25	.520	4-8	.500	1-3	.333	8	14	22	2	11-1	2	2	2	31	10.3
Leonard	3-2	72	9-25	.360	4-13	.308	5-5	1.000	1	10	11	4	11-0	1	0	1	27	9.0
Aminu	1-1	31	3-6	.500	0-1	.000	2-2	1.000	1	6	7	2	1-0	0	2	0	8	8.0
Davis	2-0	30	5-7	.714	0-0	---	4-6	.667	3	4	7	0	6-0	1	1	0	14	7.0
Turner	2-0	53	6-12	.500	0-1	.000	1-1	1.000	0	10	10	6	6-0	1	6	2	13	6.5
Napier	2-0	30	4-13	.308	3-9	.333	0-0	---	0	3	3	2	5-0	1	2	0	11	5.5
Layman	1-0	14	2-3	.667	1-2	.500	0-0	---	0	2	2	2	1-0	0	1	0	5	5.0
Vonleh	2-0	27	1-3	.333	0-0	---	2-2	1.000	4	3	7	0	2-0	2	2	1	4	2.0
TRAIL BLAZERS	3	745	124-246	.504	29-86	.337	68-89	.764	27	95	122	78	71-2	19	38	12	345	115.0
KINGS	3	745	114-239	.477	25-72	.347	82-101	.812	23	95	118	58	69-0	18	36	10	335	111.7

PORTLAND TRAIL BLAZERS

DATE	W/L	H/A	SCORE	+/-
11/12/85	L	A	115-126	-11
1/25/86	L	H	125-129	-4
1/26/86	W	A	121-116	+5
3/23/86	L	A	102-112	-10
3/25/86	W	H	116-99	+17
12/4/86	L	H	102-106	-2
1/4/87	L	A	111-128	-17
1/15/87	W	H	120-118	+2
1/23/87	L	A	89-109	-20
3/24/87	W	H	128-116	+12
11/24/87	L	A	94-98	-4
1/8/88	L	A	91-98	-7
2/11/88	W	H	123-113	+10
4/17/88	L	A	102-112	-10
4/23/88	L	H	110-124	-14
11/5/88	L	A	103-121	-18
12/27/88	W	H	112-111	+1
1/6/89	L	A	142-147 2OT	-5
3/25/89	W	H	106-105	+1
4/18/89	W	H	120-118	+2
4/23/89	L	A	120-126 OT	-6
11/3/89	L	A	96-114	-18
1/6/90	L	H	121-124	-3
1/8/90	L	A	96-108	-12
4/21/90	L	H	110-118	-8
11/3/90	L	H	93-95 OT	-2
12/13/90	W	H	100-88	+12
1/26/91	L	A	96-121	-25
2/6/91	W	H	97-93	+4
4/19/91	L	A	105-127	-22
12/14/91	L	A	110-115	-5
2/2/92	L	A	107-147	-40
2/14/92	L	H	106-107	-1
3/6/92	L	A	106-114	-8
3/26/92	L	H	106-128	-22
11/20/92	L	H	99-104	-5
11/29/92	L	A	99-107	-8
1/22/93	L	A	127-135	-8
3/25/93	L	H	111-113 OT	-2
4/23/93	L	H	108-112	-4
11/28/93	L	A	109-120	-11
2/1/94	W	H	102-97	+5
2/8/94	L	A	100-124	-24
3/22/94	L	H	94-96	-2
3/25/94	L	A	91-100	-9
11/10/94	L	H	84-104	-20
12/11/94	W	A	88-93	-5
12/27/94	W	H	102-101	+1
1/17/95	W	H	95-88	+7
1/22/95	L	A	87-103	-16
11/16/95	W	A	105-102	+3
1/18/96	W	H	105-100	+5
3/8/96	L	A	105-117	-12
3/22/96	W	H	80-78	+2
11/9/96	W	H	103-102	+1
11/19/96	L	A	90-92 OT	-2
12/21/96	W	H	101-99 OT	+2
3/18/97	L	A	87-92	-5
12/16/97	W	H	94-87	+7
12/23/97	L	A	82-93	-11
3/27/98	L	H	73-90	-17
4/14/98	L	A	66-92	-26
3/3/99	L	H	93-97 OT	-4
3/9/99	L	A	98-103	-5
3/18/99	L	H	78-88	-10
3/31/99	L	A	86-100	-14
12/11/99	L	H	96-101	-5
2/20/00	L	H	103-108 OT	-5
3/14/00	L	A	91-96	-5
4/16/00	L	A	95-102	-7
11/6/00	W	H	79-75	+4
1/20/01	W	A	111-101	+10
2/15/01	L	A	81-105	-24
4/8/01	W	H	98-89	+9
11/21/01	W	H	95-83	+12
12/26/01	W	H	89-74	+15
1/22/02	L	A	110-116 OT	-6
3/4/02	L	A	95-107	-12
10/31/02	W	H	100-72	+28
11/23/02	W	A	95-94	+1
12/28/02	L	H	113-119 OT	-6
3/22/03	W	A	113-104	+9
11/13/03	L	A	110-112 OT	-2
12/21/03	W	H	117-98	+19
1/20/04	L	H	104-109 OT	-5
3/12/04	L	A	81-83	-2
1/18/05	W	H	113-107 OT	+6
2/5/05	L	A	108-114	-6
3/22/05	W	H	112-93	+19
4/8/05	W	A	119-115	+4
12/26/05	L	H	92-105	-13
2/27/06	W	H	115-91	+24
3/29/06	W	A	106-90	+16
11/25/06	W	H	105-85	+20
1/6/07	L	H	105-110 OT	-5
1/12/07	L	A	87-95	-8
3/3/07	W	A	104-96	+8
11/23/07	L	A	84-87	-3
2/19/08	W	A	105-94	+11
3/13/08	W	H	96-85	+11
4/11/08	W	H	103-86	+17
11/21/08	L	H	96-117	-21
11/24/08	L	A	90-91	-1
12/16/08	L	A	77-109	-32
12/15/09	L	A	88-95	-7
3/9/10	L	A	81-88	-7
3/12/10	L	H	94-110	-16
4/3/10	L	H	87-98	-11
1/19/11	L	H	90-94 OT	-4
1/24/11	W	A	96-81	+15
3/2/11	L	H	102-107	-5
12/27/11	L	A	79-101	-22
1/23/12	L	A	89-101	-12
2/2/12	W	H	95-92	+3
4/15/12	W	H	104-103	+1
11/13/12	L	H	86-103	-17
12/8/12	W	A	99-80	+19
12/23/12	W	H	108-96	+12
12/26/12	L	A	91-109	-18
11/8/13	L	A	91-104	-13
11/9/13	L	H	85-96	-11
1/7/14	W	H	123-119	+4
4/9/14	L	A	99-100	-1
10/31/14	W	H	103-94	+9
1/19/15	L	A	94-98	-4
3/1/15	L	H	99-110	-11
12/27/15	L	H	94-98	-4
1/26/16	L	A	97-112	-15
3/28/16	L	A	93-105	-12
4/5/16	L	H	107-115	-8

	OVR	HM	RD
70-71	4-0	2-0	2-0
71-72	2-2	2-0	0-2
72-73	4-2	3-0	1-2
73-74	4-2	3-0	1-2
74-75	3-1	2-0	1-1
75-76	0-5	0-2	0-3
76-77	2-2	2-0	0-2
77-78	0-4	0-2	0-2
78-79	1-3	1-1	0-2
79-80	1-5	1-2	0-3
80-81	3-2	2-1	1-1
81-82	0-5	0-2	0-3
82-83	2-3	2-1	0-2
83-84	2-3	2-0	0-3
84-85	3-2	2-1	1-1
85-86	2-3	1-1	1-2
86-87	2-3	2-1	0-2
87-88	1-4	1-1	0-3
88-89	3-3	3-0	0-3
89-90	0-4	0-2	0-2
90-91	2-3	2-1	0-2
91-92	0-5	0-2	0-3
92-93	0-5	0-3	0-2
93-94	1-4	1-1	0-3
94-95	2-3	2-1	0-2
95-96	3-1	2-0	1-1
96-97	2-2	2-0	0-2
97-98	1-3	1-1	0-2
98-99	0-4	0-2	0-2
99-00	0-4	0-2	0-2
00-01	3-1	2-0	1-1
01-02	2-2	2-0	0-2
02-03	3-1	1-1	2-0
03-04	1-3	1-1	0-2
04-05	3-1	2-0	1-1
05-06	2-1	1-1	1-0
06-07	2-2	1-1	1-1
07-08	3-1	2-0	1-1
08-09	0-3	0-1	0-2
09-10	0-4	0-2	0-2
10-11	1-2	0-2	1-0
11-12	2-2	2-0	0-2
12-13	2-2	1-1	1-1
13-14	1-3	1-1	0-2
14-15	1-2	1-1	0-1
15-16	0-4	0-2	0-2
16-17	1-2	1-0	0-2

CLYDE DREXLER

SAN ANTONIO SPURS

One AT&T Center • San Antonio, TX 78219
Phone: (210) 444-5500
Home Court (capacity): AT&T Center (18,418) - opened 2002
www.spurs.com

2017-18 SERIES SCHEDULE

Date	Site	Time (PST)
12/23	Golden 1 Center	7:00pm
1/8	Golden 1 Center	7:00pm
1/28	AT&T Center	4:00pm
4/9	AT&T Center	5:30pm

2016-17 VS. SPURS (0-4)

Date	Site	Result
10/27	Golden 1 Center	L, 94-102
11/16	Golden 1 Center	L, 105-110
3/8	AT&T Center	L, 104-114
3/19	AT&T Center	L, 102-118

ALL-TIME SERIES (40 years)

	Overall	Home	Road
Sac-Era	39-87	24-39	15-48
All-Time	55-115	35-50	20-65

CURRENT STREAKS

	Overall	Home	Road
Kings	L10	L5	L9

SERIES FACTS

Last Home Win: 11/15/14 (94-91)
Last Road Win: 1/20/12 (88-86)
Last Home Loss: 11/16/16 (105-110)
Last Road Loss: 3/19/17 (102-118)
Biggest Win: 28 (130-102) vs. SA, 10/29/76
Biggest Loss: 42 (67-109) @ SA, 1/10/98

PRESIDENT OF BASKETBALL OPERATIONS/HEAD COACH:
Gregg Popovich (College - Air Force Academy)
ASSISTANT COACHES: Ettore Messina
Ime Udoka (College - Portland State)
James Borrego (College - San Diego)
Becky Hammon (College - Colorado State)
Chip Engelland (College - Duke)
Will Hardy (College - Williams (VA))
HEAD ATHLETIC TRAINER: Will Sevening
(College - Wisconsin-LaCrosse)

Chairman & CEO: Peter M. Holt
President of Business Operations: Rick Pych
President of Sports Franchises/General Manager: R.C. Buford
Vice President of Basketball Operations: Monty Williams
Senior Director of Communications: Tom James
Basketball Communications Manager: Kris Davis
Basketball Communications Coordinator: Jordan Howenstine
Radio: WOAI (1200 AM), Bill Schoening
Spanish Radio: KCOR (1350 AM), Paul Castro
TV: KENS (Ch. 5), KMYS (Ch. 35), FOX Sports Southwest (cable, Ch. 26), Bill Land, Sean Elliott, Andrew Monaco
Colors: Metallic Silver, Black
Founded: 1967-68, Dallas Chaparrals; 1970-71, Texas Chaparrals; 1971-72, Dallas Chaparrals; 1973-74, San Antonio Spurs, Former member of ABA
NBA Titles Won: 5, 1998-99, 2002-03, 2004-05, 2006-07, 2013-14
All-Time NBA Record: 2067-1247 (.611)
2016-17 Record: 61-21 (1st in Southwest)
2016-17 Playoff Results: Won 4-2 over Memphis in First Round: Won 4-2 to Houston in Western Conference Semifinals: Lost 0-4 to Goldenstae Warriors in Western Conference Finals.

2016-17 SEASON SERIES (0-4) SACRAMENTO KINGS VS. SAN ANTONIO

PLAYER	G-GS	MIN	FG-FGA	PCT	3FG-A	PCT	FT-FTA	PCT	OFF	DEF	TOT	AST	PF-DQ	STL	TO	BLK	PTS	AVG
Cousins	2-2	74	17-38	.447	4-9	.444	25-30	.833	6	27	33	8	7-0	2	6	0	63	31.5
Labissiere	2-0	38	14-19	.737	0-0	---	1-1	1.000	4	9	13	2	4-0	0	6	1	29	14.5
Gay	2-2	65	6-21	.286	2-5	.400	14-16	.875	1	9	10	5	5-0	2	3	1	28	14.0
Evans (TOT)	3-1	65	16-33	.485	4-11	.364	5-7	.714	1	9	10	11	4-0	3	2	0	41	13.7
Evans (SAC)	1-1	29	9-13	.692	3-4	.750	5-7	.714	1	1	2	4	1-0	2	2	0	26	26.0
McLemore	2-0	37	9-14	.643	2-4	.500	4-4	1.000	0	5	5	1	3-0	0	4	1	24	12.0
Hield (TOT)	5-3	106	23-51	.451	8-18	.444	2-2	1.000	3	14	17	10	4-0	3	5	0	56	11.2
Hield (SAC)	2-1	51	12-23	.522	5-8	.625	0-0	---	0	7	7	6	0-0	1	1	0	29	14.5
Cauley-Stein	4-1	83	13-26	.500	0-0	---	14-19	.737	2	9	11	6	11-0	1	5	2	40	10.0
Barnes	2-0	55	7-13	.538	3-7	.429	1-2	.500	1	1	2	3	7-0	2	4	1	18	9.0
Afflalo	3-3	84	9-25	.360	2-6	.333	2-2	1.000	1	9	10	3	4-0	2	1	0	22	7.3
Temple	4-1	82	11-22	.500	4-10	.400	2-4	.500	0	12	12	12	7-0	4	5	0	28	7.0
Galloway (TOT)	4-0	71	11-30	.367	2-13	.154	2-2	1.000	3	5	8	6	8-0	1	1	0	26	6.5
Galloway (SAC)	1-0	23	4-8	.500	0-1	.000	0-0	---	1	0	1	2	4-0	0	1	0	8	8.0
Koufos	4-4	79	12-26	.462	0-0	---	2-3	.667	4	23	27	4	9-0	1	5	0	26	6.5
Lawson	4-2	101	10-24	.417	1-5	.200	4-5	.800	2	7	9	18	4-0	3	4	1	25	6.3
Papagiannis	1-0	24	2-7	.286	0-0	---	2-2	1.000	4	6	10	0	5-0	1	1	1	6	6.0
Collison	3-2	77	7-24	.292	0-3	.000	3-3	1.000	2	9	11	14	4-0	2	5	1	17	5.7
Tolliver	3-1	61	5-12	.417	3-7	.429	3-4	.750	1	4	5	4	5-0	0	2	1	16	5.3
KINGS	4	960	147-315	.467	29-69	.420	82-102	.804	30	138	168	92	80-0	23	58	10	405	101.3
SPURS	4	960	164-338	.485	42-105	.400	74-92	.804	39	126	165	116	82-1	39	41	23	444	111.0

2016-17 SEASON SERIES (4-0) SAN ANTONIO SPURS VS. SACRAMENTO

PLAYER	G-GS	MIN	FG-FGA	PCT	3FG-A	PCT	FT-FTA	PCT	OFF	DEF	TOT	AST	PF-DQ	STL	TO	BLK	PTS	AVG
Leonard	3-3	93	21-47	.447	6-20	.300	14-15	.933	3	8	11	9	7-0	11	2	1	62	20.7
Aldridge	3-3	87	21-42	.500	3-4	.750	10-12	.833	9	12	21	3	7-0	3	3	3	55	18.3
Gasol	4-2	88	22-40	.550	3-4	.750	13-20	.650	5	21	26	5	7-0	3	4	3	60	15.0
Lee	4-1	78	19-26	.731	0-0	---	7-10	.700	9	16	25	8	8-0	3	4	3	45	11.3
Ginobili	3-0	60	11-29	.379	5-16	.313	2-2	1.000	0	8	8	12	4-0	5	5	1	29	9.7
Mills	4-0	87	12-27	.444	9-20	.450	5-5	1.000	0	5	5	21	5-0	3	3	0	38	9.5
Green	3-3	74	10-25	.400	8-17	.471	0-0	---	3	8	11	6	6-0	2	3	0	28	9.3
Parker	4-4	87	16-27	.593	0-1	.000	4-5	.800	0	7	7	19	3-0	2	5	0	36	9.0
Simmons	4-1	88	9-21	.429	3-6	.500	10-11	.909	2	4	6	11	16-1	0	5	2	31	7.8
Dedmon	3-1	50	8-10	.800	0-0	---	4-4	1.000	5	11	16	1	8-0	1	1	4	20	6.7
Bertans	3-1	52	6-15	.400	3-11	.273	2-3	.667	2	5	7	4	6-0	1	0	3	17	5.7
Anderson	4-1	76	7-15	.467	2-3	.667	0-0	---	1	15	16	11	3-0	4	1	3	16	4.0
Murray	2-0	16	1-5	.200	0-0	---	2-3	.667	0	4	4	4	0-0	1	1	0	4	2.0
Anthony	2-0	10	1-2	.500	0-0	---	0-0	---	0	2	2	1	1-0	0	1	0	2	1.0
Forbes	3-0	14	0-7	.000	0-3	.000	1-2	.500	0	0	0	1	1-0	0	0	0	1	0.3
SPURS	4	960	164-338	.485	42-105	.400	74-92	.804	39	126	165	116	82-1	39	41	23	444	111.0
KINGS	4	960	147-315	.467	29-69	.420	82-102	.804	30	138	168	92	80-0	23	58	10	405	101.3

SAN ANTONIO SPURS

DATE	W/L	H/A	SCORE	+/-
11/19/85	W	A	103-99	+4
1/2/86	W	H	114-106	+8
2/16/86	L	A	94-113	-19
2/20/86	W	H	107-105	+2
3/11/86	W	H	132-120	+12
4/1/86	W	A	109-99	+10
1/29/87	L	H	107-113	-6
2/24/87	W	A	112-106	+6
3/6/87	L	A	119-130	-11
3/17/87	L	H	106-108	-2
4/8/87	W	A	111-110	+1
4/13/87	W	H	123-118	+5
12/22/87	W	H	120-96	+24
12/30/87	L	A	108-140	-32
1/7/88	L	H	119-124	-5
3/4/88	W	A	134-132	+2
4/6/88	W	H	115-109	+6
4/15/88	L	A	112-116	-4
12/13/88	W	H	108-89	+19
12/21/88	L	A	107-125	-18
2/7/89	W	H	114-99	+15
4/6/89	L	A	116-122	-6
12/20/89	L	A	100-103	-3
2/26/90	L	H	96-105	-9
4/7/90	L	H	93-111	-18
4/14/90	L	A	94-105	-11
11/15/90	L	H	93-122	-29
12/28/90	L	A	88-104	-16
3/16/91	W	H	92-85	+7
3/19/91	L	A	101-104	-3
12/3/91	W	H	99-94	+5
12/23/91	L	A	90-101	-11
2/16/92	L	H	106-112	-6
3/18/92	L	A	89-118	-29
11/6/92	W	H	114-106	+8
1/30/93	L	A	124-129	-5
4/13/93	L	H	100-110	-10
4/16/93	W	A	100-93	+7
11/12/93	W	H	93-91	+2
1/25/94	L	A	91-107	-16
3/19/94	L	A	100-107	-7
3/24/94	L	H	91-107	-16
1/31/95	L	H	96-97	-1
2/4/95	L	A	96-97	-1
4/6/95	L	H	94-96	-2
4/14/95	L	A	88-98	-10
12/16/95	L	A	106-122	-16
12/26/95	W	H	115-98	+17
2/23/96	L	H	105-112	-7
4/3/96	L	A	96-117	-21
1/17/97	L	A	76-96	-20
2/3/97	W	A	85-79	+6
3/21/97	W	H	114-110^{OT}	+4
4/14/97	W	H	120-106	+14
1/10/98	L	A	67-109	-42
2/1/98	L	H	97-103	-6
3/2/98	L	H	95-116	-21
3/12/98	L	A	86-97	-11
2/5/99	L	A	83-101	-18
3/16/99	L	H	109-121	-12
4/27/99	W	H	104-100^{OT}	+4

DATE	W/L	H/A	SCORE	+/-
1/13/00	W	H	107-103	+4
3/4/00	W	A	108-103^{OT}	+5
4/5/00	W	A	108-98	+10
4/11/00	L	H	92-98^{OT}	-6
11/29/00	L	A	79-82	-3
12/5/00	W	H	81-75	+6
1/25/01	L	H	91-97	-6
4/12/01	W	A	107-105^{OT}	+2
11/4/01	W	H	103-83	+20
11/30/01	W	A	109-106^{OT}	+3
2/12/02	L	A	99-86	+13
2/21/02	L	A	92-115	-23
12/8/02	W	A	104-80	+24
12/19/02	L	H	81-83	-2
2/16/03	L	H	101-104	-3
3/1/03	L	A	100-108	-8
1/29/04	W	A	96-91	+5
2/6/04	L	H	94-102	-8
3/14/04	W	H	101-87	+14
3/31/04	L	A	89-107	-18
11/3/04	L	A	85-101	-16
1/2/05	W	H	86-81	+5
1/23/05	L	H	73-103	-30
1/27/05	L	A	80-90	-10
11/21/05	L	H	93-96	-3
12/17/05	L	A	89-90	-1
4/5/06	W	A	97-87	+10
11/19/06	L	H	99-108	-9
12/2/06	L	A	98-100	-2
3/8/07	L	H	93-100	-7
4/11/07	L	A	100-109	-9
11/2/07	L	A	80-96	-16
11/26/07	W	H	112-99	+13
3/21/08	L	A	89-102	-13
4/14/08	L	H	98-101	-3
11/16/08	L	H	88-90	-2
12/22/08	L	A	85-101	-16
4/12/09	L	H	92-95	-3
10/31/09	L	A	94-113	-19
12/9/09	L	A	106-118	-12
2/3/10	L	H	113-115	-2
4/6/10	L	H	86-95	-9
2/4/11	L	H	100-113	-13
3/11/11	L	A	103-108	-5
4/6/11	L	A	92-124	-32
1/20/12	W	A	88-86	+2
3/28/12	L	H	112-117	-5
4/18/12	L	H	102-127	-25
11/9/12	L	H	86-97	-11
2/19/13	L	H	102-108	-6
3/1/13	L	A	102-130	-28
4/12/13	L	A	101-108	-7
12/29/13	L	A	104-112	-8
2/1/14	L	A	93-95	-2
3/21/14	L	H	79-99	-20
11/15/14	W	H	94-91	+3
11/28/14	L	A	104-112	-8
2/27/15	L	H	96-107	-11
3/4/15	L	A	85-112	-27
11/9/15	L	H	88-106	-18
2/24/16	L	H	92-108	-16
3/5/16	L	A	94-104	-10

	OVR	HM	RD
76-77	1-3	1-1	0-2
77-78	0-4	0-2	0-2
78-79	1-3	1-1	0-2
79-80	1-1	1-0	0-1
80-81	2-4	1-2	1-2
81-82	1-5	1-2	0-3
82-83	3-3	1-2	2-1
83-84	5-1	3-0	2-1
84-85	2-4	2-1	0-3
85-86	5-1	3-0	2-1
86-87	3-3	1-2	2-1
87-88	3-3	2-1	1-2
88-89	2-2	2-0	0-2
89-90	0-4	0-2	0-2
90-91	1-3	1-1	0-2
91-92	1-3	1-1	0-2
92-93	2-2	1-1	1-1
93-94	1-3	1-1	0-2
94-95	0-4	0-2	0-2
95-96	1-3	1-1	0-2
96-97	3-1	2-0	1-1
97-98	0-4	0-2	0-2
98-99	1-2	1-1	0-1
99-00	3-1	1-1	2-0
00-01	2-2	1-1	1-1
01-02	3-1	2-0	1-1
02-03	1-3	0-2	1-1
03-04	2-2	1-1	1-1
04-05	1-3	1-1	0-2
05-06	1-2	0-1	1-1
06-07	0-4	0-2	0-2
07-08	1-3	1-1	0-2
08-09	0-3	0-2	0-1
09-10	0-4	0-2	0-2
10-11	0-3	0-1	0-2
11-12	1-2	0-2	1-0
12-13	0-4	0-2	0-2
13-14	0-3	0-1	0-2
14-15	1-3	1-1	0-2
15-16	0-3	0-2	0-1
16-17	0-4	0-2	0-2

DAVID ROBINSON

TORONTO RAPTORS

Air Canada Centre • 40 Bay Street • Toronto, Ontario, M5J 2X2
Phone: (416) 815-5600
Home Court (capacity): Air Canada Centre (19,800) - opened 1999
www.raptors.com

2017-18 SERIES SCHEDULE

Date	Site	Time (PST)
12/10	Golden 1 Center	12:30pm
12/17	Air Canada Centre	12:30pm

2016-17 VS. RAPTORS (2-0)

Date	Site	Result
11/6	Air Canada Centre	W, 96-91
11/20	Golden 1 Center	W, 102-99

ALL-TIME SERIES (21 years)

	Overall	Home	Road
Sac-Era	25-15	17-3	8-12
All-Time	25-15	17-3	8-12

CURRENT STREAKS

	Overall	Home	Road
Kings	W4	W2	W2

SERIES FACTS

Last Home Win: 11/20/16 (102-99)
Last Road Win: 11/6/16 (96-91)
Last Home Loss: 12/2/14 (109-117)
Last Road Loss: 1/28/15 (102-119)
Biggest Win: 30 (94-64) vs. Tor., 11/14/03
Biggest Loss: 25 (91-116) @ Tor., 1/16/08

HEAD COACH: Dwane Casey (College - Kentucky)
ASSISTANT COACHES: Rex Kalamian (College - Cal Poly Pomona)
Nick Nurse (College - Northern Iowa)
Jama Mahlalela (College - British Columbia (Canada))
Patrick Mutombo (College - Metro State (CO))
Jim Sann (College - Colorado)
ASSISTANT COACH/DIRECTOR OF SPORTS SCIENCE:
Alex McKechnie (Leeds School of Physiotherapy)
HEAD ATHLETIC TRAINER: Scott McCullough (College - Toronto)
STRENGTH AND CONDITIONING COACH: Jon Lee

Chairman of the Board & NBA Governor: Lawrence M. Tanenbaum, O.C.
President & General Manager, Alternate NBA Governor: Masai Ujiri
Director, Media Relations: Jennifer Quinn
Manager, Media Relations: Roven Yau
Coordinator, Media Relations: Phil Summers
Radio: TSN Radio 1050 (AM 1050), Sportsnet 590 (AM 590), Paul Jones, Eric Smith, Jack Armstrong, Sherman Hamilton
TV: TSN, TSN 2, Sportsnet, Sportsnet ONE, Matt Devlin, Leo Rautins, Jack Armstrong, Sherman Hamilton

Colors: Red, Black, Silver
Founded: 1995-96 expansion team, Toronto Raptors
NBA Titles Won: None
All-Time NBA Record: 790-966 (.447)
2016-17 Record: 56-26 (2nd in Atlantic)
2016-17 Playoff Results: Won 4-2 over Milwaukee in First Round; Lost 0-4 to Cleveland in the Eastern Conference Semi Finals.

2016-17 SEASON SERIES (2-0) SACRAMENTO KINGS VS. TORONTO

PLAYER	G-GS	MIN	FG-FGA	PCT	3FG-A	PCT	FT-FTA	PCT	OFF	DEF	TOT	AST	PF-DQ	STL	TO	BLK	PTS	AVG
Gay	2-2	72	18-32	.563	3-6	.500	7-8	.875	2	12	14	5	6-0	2	6	3	46	23.0
Cousins	2-2	66	14-43	.326	3-7	.429	10-14	.714	7	17	24	8	7-0	1	2	3	41	20.5
Collison	1-1	32	4-8	.500	1-4	.250	6-8	.750	0	0	0	9	1-0	2	1	0	15	15.0
Hield (TOT)	1-1	33	6-9	.667	3-5	.600	0-0	---	0	6	6	0	2-0	0	1	1	15	15.0
Afflalo	2-1	56	10-15	.667	2-3	.667	4-5	.800	1	9	10	2	4-0	0	0	0	26	13.0
Koufos	2-1	51	9-14	.643	0-0	---	3-7	.429	2	10	12	0	3-0	1	1	4	21	10.5
Barnes	2-1	66	5-17	.294	2-9	.222	4-5	.800	3	8	11	3	7-0	2	5	0	16	8.0
Temple	2-0	40	5-10	.500	3-8	.375	3-3	1.000	1	5	6	2	3-0	2	1	2	16	8.0
Lawson	2-2	63	2-13	.154	1-5	.200	5-6	.833	0	3	3	16	4-0	2	2	0	10	5.0
Galloway (TOT)	1-0	20	1-6	.167	0-5	.000	2-2	1.000	1	3	4	2	0-0	1	0	0	4	4.0
Farmar	1-0	11	1-2	.500	1-1	1.000	0-0	---	0	1	1	2	1-0	0	1	0	3	3.0
Casspi	1-0	10	1-1	1.000	0-0	---	0-0	---	0	1	1	0	0-0	0	2	0	2	2.0
Cauley-Stein	1-0	4	1-2	.500	0-0	---	0-0	---	1	0	1	0	3-0	0	0	1	2	2.0
McLemore	1-0	3	0-2	.000	0-0	---	0-0	---	0	0	0	0	0-0	0	1	0	0	0.0
Tolliver	1-0	5	0-0	---	0-0	---	0-0	---	0	1	1	0	1-0	0	0	0	0	0.0
KINGS	2	480	70-159	.440	16-43	.372	42-56	.750	17	67	84	47	40-0	12	25	13	198	99.0
RAPTORS	2	480	64-169	.379	16-54	.296	46-55	.836	29	62	91	38	47-1	13	21	11	190	95.0

2016-17 SEASON SERIES (0-2) TORONTO RAPTORS VS. SACRAMENTO

PLAYER	G-GS	MIN	FG-FGA	PCT	3FG-A	PCT	FT-FTA	PCT	OFF	DEF	TOT	AST	PF-DQ	STL	TO	BLK	PTS	AVG
Valanciunas	1-1	37	9-18	.500	0-0	---	5-6	.833	7	6	13	2	2-0	0	1	2	23	23.0
Lowry	2-2	75	12-33	.364	5-17	.294	11-13	.846	2	10	12	16	8-0	4	7	1	40	20.0
DeRozan	2-2	77	10-35	.286	1-3	.333	14-16	.875	3	10	13	7	5-0	0	4	0	35	17.5
Ibaka (TOT)	1-1	33	6-13	.462	1-6	.167	4-4	1.000	1	2	3	0	2-0	0	0	1	17	17.0
Carroll	2-2	55	7-20	.350	3-11	.273	4-4	1.000	3	9	12	1	4-0	2	0	0	21	10.5
Patterson	2-0	58	5-13	.385	3-8	.375	4-5	.800	3	11	14	3	7-0	2	3	2	17	8.5
Siakam	2-2	45	6-13	.462	0-0	---	2-3	.667	6	6	12	2	5-0	1	0	3	14	7.0
Poeltl	1-1	18	3-4	.750	0-0	---	0-0	---	2	2	4	2	6-1	0	0	0	6	6.0
Ross	2-0	34	5-14	.357	2-9	.222	0-0	---	0	3	3	0	3-0	2	3	0	12	6.0
Joseph	2-0	38	3-12	.250	2-4	.500	3-4	.750	0	3	3	4	2-0	0	2	0	11	5.5
Powell	1-0	10	1-3	.333	0-2	.000	2-2	1.000	0	0	0	1	1-0	0	0	0	4	4.0
Tucker (TOT)	2-0	38	2-8	.250	2-4	.500	2-2	1.000	1	4	5	3	0-0	1	2	0	8	4.0
Nogueira	2-0	32	3-4	.750	0-0	---	1-2	.500	3	2	5	0	4-0	2	1	3	7	3.5
RAPTORS	2	480	64-169	.379	16-54	.296	46-55	.836	29	62	91	38	47-1	13	21	11	190	95.0
KINGS	2	480	70-159	.440	16-43	.372	42-56	.750	17	67	84	47	40-0	12	25	13	198	99.0

TORONTO RAPTORS

DATE	W/L	H/A	SCORE	+/-
11/8/95	W	A	109-90	+19
1/30/96	W	H	102-75	+27
11/26/96	W	A	98-87	+11
3/13/97	L	H	96-103	-7
1/21/98	L	A	98-99	-1
1/30/98	W	H	123-97	+26
1/6/00	L	A	89-101	-12
3/10/00	W	H	103-88	+15
2/23/01	W	A	119-118 3OT	+1
3/6/01	W	H	98-91	+7
11/13/01	W	H	95-86	+9
3/17/02	W	A	116-113	+3
1/26/03	L	A	97-101	-4
3/14/03	W	H	119-84	+35
11/14/03	W	H	94-64	+30
2/22/04	W	A	96-81	+15
11/9/04	W	H	108-92	+16
1/5/05	L	A	93-96	-3
11/25/06	W	H	106-104	+2
1/29/06	L	A	123-124 OT	-1
11/12/06	W	H	107-92	+15
1/17/07	L	A	85-101	-16
1/16/08	L	A	91-116	-25
3/16/08	W	H	106-100	+6
12/26/08	L	H	101-107	-6
1/25/09	L	A	97-113	-16
2/7/10	L	A	104-115	-11
3/10/10	W	H	113-90	+23
11/1/10	W	H	111-108	+3
1/9/11	L	A	112-118	-6
1/11/12	W	A	98-91	+7
12/5/12	W	H	107-100	+7
1/4/13	W	A	105-96	+9
2/5/14	W	H	109-101	+8
3/7/14	L	A	87-99	-12
12/2/14	L	H	109-117	-8
1/28/15	L	A	102-119	-17
11/15/15	W	H	107-101	+6
12/20/15	W	A	104-94	+10
11/16/16	W	A	96-91	+5
11/20/16	W	H	102-99	+3

	OVR	HM	RD
95-96	2-0	1-0	1-0
96-97	1-1	0-1	1-0
97-98	1-1	1-0	0-1
98-99	0-0	0-0	0-0
99-00	1-1	1-0	0-1
00-01	2-0	1-0	1-0
01-02	2-0	1-0	1-0
02-03	1-1	1-0	0-1
03-04	2-0	1-0	1-0
04-05	1-1	1-0	0-1
05-06	1-1	1-0	0-1
06-07	1-1	1-0	0-1
07-08	1-1	1-0	0-1
08-09	0-2	0-1	0-1
09-10	1-1	1-0	0-1
10-11	1-1	1-0	0-1
11-12	1-0	0-0	1-0
12-13	2-0	1-0	1-0
13-14	1-1	1-0	0-1
14-15	0-2	0-1	0-1
15-16	2-0	1-0	1-0
16-17	2-0	1-0	1-0

VINCE CARTER

UTAH JAZZ

1414 S. 500 W • Salt Lake City, UT 84115
Phone: (801) 325-2500
Home Court (Capacity): Vivint Smart Home Arena (19,911) - opened 1991
www.utahjazz.com

2017-18 SERIES SCHEDULE

Date	Site	Time (PST)
1/17	Golden 1 Center	7:00pm
3/3	Golden 1 Center	7:00pm
3/17	Vivint Smart Home Arena	6:00pm

2016-17 VS. JAZZ (1-3)

Date	Site	Result
12/10	Vivint Smart Home Arena	L, 104-84
12/21	Vivint Smart Home Arena	W, 94-93
3/5	Golden 1 Center	L OT, 110-109
3/29	Golden 1 Center	L, 82-112

ALL-TIME SERIES (42 years)

	Overall	Home	Road
Sac-Era	49-79	30-34	19-45
All-Time	82-102	55-37	29-63

CURRENT STREAKS

	Overall	Home	Road
Kings	L2	L3	W1

SERIES FACTS

Last Home Win: 12/8/15 (114-106)
Last Road Win: 12/21/16 (94-93)
Last Home Loss: 3/05/17 (110-109)
Last Road Loss: 3/29/17 (84-112)
Biggest Win: 36 (119-83) vs. Utah, 11/15/05
Biggest Loss: 42 (88-130) @ Utah, 1/25/9

HEAD COACH: Quin Snyder (College - Duke)
ASSISTANT COACHES: Igor Kokoskov (College - Belgrade University)
Alex Jensen (College - Utah)
Johnnie Bryant (College - Utah)
Zach Guthrie (Texas)
Antonio Lang (College - Duke)
Lamar Skeeter (Walsh University)
Mike Wells (College - Mt. Vernon Nazarene)
Jeff Watkinson (College - North Carolina State)
DIR. OF SPORTS SCIENCE /ASST COACH: Mark McKown (College - South Carolina Upstate)
HEAD ATHLETIC TRAINER: Eric Waters (College - Iowa)
STRENGTH & CONDITIONING COACH: Isaiah Wright (College -Utah)

Owner: Gail Miller
President, Miller Sports Properties: Steve Miller
President, Utah Jazz: Steve Starks
General Manager: Dennis Lindsey
Senior Vice President, Communications (Larry H. Miller Sports & Entertainment): Frank Zang
Vice President, Communications: Derek Garduño
Director, Communications :Lindsay Twiss
Manager, Communications: Danny Franks
Radio: KZNS (1280 AM/97.5 FM "The Zone"), David Locke, Ron Boone
TV: AT&T SportsNet (cable), Craig Bolerjack, Matt Harpring, Kristen Kenney
Colors: Navy, Dark Yellow, Dark Green, Gray
Founded: 1974-75, New Orleans Jazz; 1979-80, Utah Jazz
NBA Titles Won: None
All-Time NBA Record: 1866-1612 (.537)
2016-17 Record: 51-31 (1st in Northwest)
2016-17 Playoff Results: Won 4-3 to LA Clippers First Round; Lost 0-4 to Golden State in Western Semi Finals

2016-17 SEASON SERIES (1-3) SACRAMENTO KINGS VS. UTAH

PLAYER	G-GS	MIN	FG-FGA	PCT	3FG-A	PCT	FT-FTA	PCT	OFF	DEF	TOT	AST	PF-DQ	STL	TO	BLK	PTS	AVG
Gay	1-1	33	7-15	.467	3-4	.750	3-4	.750	0	5	5	3	2-0	2	1	0	20	20.0
Cousins	2-2	65	12-40	.300	2-9	.222	11-16	.688	4	14	18	7	5-0	1	6	2	37	18.5
Collison	4-4	116	23-45	.511	4-8	.500	5-6	.833	1	6	7	9	3-0	3	6	0	55	13.8
Lawson	4-1	100	20-35	.571	1-6	.167	13-18	.722	1	10	11	12	8-0	2	10	1	54	13.5
Casspi	1-0	27	5-9	.556	2-3	.667	0-0	---	2	3	5	2	1-0	2	1	0	12	12.0
McLemore	3-2	71	12-23	.522	1-8	.125	4-8	.500	2	6	8	2	6-0	3	4	0	29	9.7
Evans (TOT)	1-1	25	4-12	.333	1-5	.200	0-0	---	1	2	3	1	3-0	2	2	0	9	9.0
Afflalo	3-1	70	9-20	.450	3-6	.500	4-4	1.000	2	6	8	6	6-0	0	2	0	25	8.3
Temple	3-0	76	9-21	.429	5-10	.500	2-2	1.000	1	5	6	6	9-0	5	3	1	25	8.3
Papagiannis	1-0	20	4-7	.571	0-0	---	0-0	---	0	3	3	2	4-0	0	1	0	8	8.0
Cauley-Stein	4-2	99	13-30	.433	0-1	.000	5-10	.500	1	23	24	5	3-0	3	1	3	31	7.8
Hield (TOT)	3-2	68	8-21	.381	4-13	.308	0-0	---	0	6	6	2	3-0	3	6	0	20	6.7
Hield (SAC)	2-1	48	5-14	.357	2-7	.286	0-0	---	0	4	4	2	0-0	2	6	0	12	6.0
Koufos	3-3	63	8-17	.471	0-0	---	2-2	1.000	6	9	15	2	9-1	0	1	2	18	6.0
Barnes	2-1	43	4-12	.333	2-5	.400	0-1	.000	2	3	5	3	4-0	2	0	0	10	5.0
Labissiere	2-1	35	4-8	.500	0-0	---	1-4	.250	1	6	7	2	7-0	1	0	1	9	4.5
Tolliver	4-0	75	5-10	.500	3-6	.500	0-0	---	3	11	14	4	1-0	2	0	1	13	3.3
Galloway (TOT)	2-0	31	2-9	.222	0-4	.000	2-2	1.000	0	1	1	1	0-0	0	1	0	6	3.0
Galloway (SAC)	1-0	19	1-4	.250	0-1	.000	0-0	---	0	1	1	0	0-0	0	1	0	2	2.0
KINGS	4	985	145-322	.450	29-79	.367	50-75	.667	27	117	144	68	71-1	30	47	11	369	92.3
JAZZ	4	985	153-320	.478	45-120	.375	68-86	.791	39	148	187	88	71-0	34	58	22	419	104.8

2016-17 SEASON SERIES (3-1) UTAH JAZZ VS. SACRAMENTO

PLAYER	G-GS	MIN	FG-FGA	PCT	3FG-A	PCT	FT-FTA	PCT	OFF	DEF	TOT	AST	PF-DQ	STL	TO	BLK	PTS	AVG
Hayward	4-4	145	33-72	.458	10-24	.417	21-24	.875	4	25	29	15	9-0	1	14	0	97	24.3
Hood	2-2	57	16-25	.640	9-13	.692	5-7	.714	1	5	6	2	4-0	4	1	0	46	23.0
Gobert	4-4	146	24-34	.706	0-0	---	18-25	.720	15	52	67	4	12-0	2	2	12	66	16.5
Hill	1-1	40	4-14	.286	2-6	.333	5-8	.625	1	4	5	8	3-0	1	1	0	15	15.0
Mack	3-1	91	12-26	.462	3-12	.250	6-7	.857	3	7	10	8	8-0	2	4	0	33	11.0
Ingles	4-2	132	13-28	.464	9-22	.409	4-4	1.000	2	11	13	16	10-0	7	8	1	39	9.8
J. Johnson	3-0	70	10-26	.385	3-12	.250	0-0	---	1	7	8	6	4-0	3	3	2	23	7.7
Diaw	4-3	85	12-20	.600	2-5	.400	0-0	---	2	6	8	15	3-0	1	8	2	26	6.5
Favors	2-1	42	6-11	.545	0-0	---	1-2	.500	1	5	6	2	1-0	1	1	1	13	6.5
Neto	2-0	25	5-9	.556	2-3	.667	0-0	---	1	4	5	3	3-0	2	1	0	12	6.0
Lyles	4-0	44	8-25	.320	4-13	.308	3-3	1.000	4	6	10	2	2-0	2	5	1	23	5.8
Burks	2-0	24	4-9	.444	0-2	.000	2-3	.667	1	3	4	1	3-0	3	4	0	10	5.0
Withey	2-0	26	3-5	.600	0-0	---	3-3	1.000	1	9	10	1	4-0	3	1	3	9	4.5
Exum	3-2	58	3-16	.188	1-8	.125	0-0	---	2	4	6	5	5-0	2	4	0	7	2.3
JAZZ	4	985	153-320	.478	45-120	.375	68-86	.791	39	148	187	88	71-0	34	58	22	419	104.8
KINGS	4	985	145-322	.450	29-79	.367	50-75	.667	27	117	144	68	71-1	30	47	11	369	92.3

UTAH JAZZ

DATE	W/L	H/A	SCORE	+/-
11/16/85	L	H	96-100	-4
1/31/86	L	A	101-113	-12
3/1/86	L	A	94-110	-16
3/4/86	W	H	94-92	+2
4/9/86	W	A	113-108	+5
4/10/86	L	H	108-119	-11
12/6/86	L	H	111-114	-3
2/1/87	L	H	113-121	-8
2/3/87	L	A	95-101	-6
3/12/87	L	H	109-113	-4
3/14/87	L	A	116-123	-7
4/6/87	W	A	110-104	+6
11/7/87	L	A	100-121	-21
12/5/87	L	H	117-126	-9
1/2/88	W	H	107-105	+2
2/3/88	L	A	91-123	-32
2/29/88	L	H	110-115	-5
3/24/88	L	A	97-117	-20
11/9/88	L	A	81-105	-24
12/3/88	L	H	73-107	-34
12/28/88	L	A	80-96	-16
4/1/89	W	H	117-97	+20
1/20/90	L	H	81-94	-13
2/17/90	L	A	106-110	-4
3/17/90	W	H	122-109OT	+13
3/19/90	L	A	97-105	-8
1/5/91	L	H	98-106	-8
1/25/91	L	A	93-105	-12
3/28/91	W	H	116-96	+20
4/16/91	L	A	101-111	-10
11/11/91	L	A	90-106	-16
1/29/92	L	A	105-124	-19
2/5/92	W	H	100-98	+2
3/12/92	L	H	103-114	-11
1/16/93	L	A	107-108	-1
2/9/93	L	H	114-119	-5
2/27/93	W	A	121-117	+4
4/20/93	W	H	101-92	+9
1/21/94	L	A	83-112	-29
2/18/94	W	H	90-81	+9
4/12/94	L	A	91-126	-35
4/19/94	L	H	108-115	-7
11/27/94	L	H	89-94	-5
1/25/95	L	A	88-130	-42
3/7/95	L	H	95-102OT	-7
3/10/95	L	A	93-110	-17
11/22/95	L	A	95-116	-21
3/5/96	L	H	97-112	-15
4/7/96	L	H	92-107	-15
4/20/96	L	A	92-104	-12
11/13/96	L	A	74-105	-31
2/11/97	L	H	98-120	-22
4/2/97	L	A	87-118	-31
4/20/97	L	H	109-113	-4
11/20/97	W	H	97-95	+2
12/9/97	W	H	113-101	+12
3/11/98	L	A	95-110	-15
4/16/98	L	A	86-99	-13
2/15/99	L	A	112-120OT	-8
3/30/99	W	H	104-101OT	+3
4/13/99	L	H	100-105OT	-5
11/12/99	W	H	105-92	+13
1/22/00	L	H	101-104	-3
2/17/00	L	A	108-119	-11
4/19/00	L	A	86-95	-9
2/13/01	W	A	97-94OT	+3
2/18/01	L	H	90-94	-4
3/11/01	W	H	105-90	+15
4/5/01	W	A	92-86	+6
1/24/02	W	H	113-80	+33
1/26/02	W	A	114-90	+24
2/26/02	W	H	107-81	+26
4/5/02	W	A	117-109	+8
12/14/02	W	A	98-96	+2
1/28/03	L	H	92-102	-10
3/7/03	W	A	108-105OT	+3
4/16/03	W	H	95-84	+11
11/19/03	W	A	118-110	+8
12/12/03	W	A	100-93	+7
12/28/03	W	H	98-89	+9
2/27/04	L	H	97-102	-5
12/31/04	W	A	109-102	+7
1/13/05	W	H	107-93	+14
4/18/05	L	A	82-92	-10
11/15/05	W	H	119-83	+36
2/3/06	L	A	79-89	-10
2/5/06	W	H	96-78	+18
3/25/06	W	A	91-89	+2
11/22/06	L	H	101-110	-9
12/15/06	W	A	98-97	+1
4/6/07	W	H	107-103	+4
11/12/07	L	A	93-117	-24
12/4/07	W	H	117-107	+10
1/25/08	L	A	113-127	-14
2/8/08	W	H	117-104	+13
11/28/08	L	A	94-120	-26
12/2/08	L	H	94-99	-5
2/6/09	L	H	107-111	-4
2/28/09	L	A	89-102	-13
11/7/09	W	A	104-99	+5
1/29/10	L	A	94-101	-7
2/26/10	W	H	103-99	+4
11/22/10	L	A	83-94	-11
2/7/11	L	H	104-107	-3
3/5/11	L	A	102-109OT	-7
4/3/11	W	H	106-97	+9
1/28/12	L	A	93-96	-3
2/28/12	W	H	103-96	+7
3/22/12	L	H	102-103	-1
3/30/12	W	A	104-103	+1
11/23/12	L	A	102-104	-2
11/24/12	W	H	108-97	+11
2/4/13	L	A	91-98OT	-7
2/9/13	W	H	120-109	+11
12/7/13	W	A	112-102*	10
12/11/13	L	H	101-122	-21
1/27/14	L	A	99-106	-7
12/8/14	W	H	101-92	+9
2/7/15	L	A	90-102	-12
4/5/15	L	H	95-101	-6
4/8/15	L	A	91-103	-12
12/8/15	W	H	114-106	+8
1/14/16	W	A	103-101	+2
3/13/16	L	H	99-108	-8

	OVR	HM	RD
74-75	2-2	2-0	0-2
75-76	1-3	1-1	0-2
76-77	2-2	2-0	0-2
77-78	2-2	2-0	0-2
78-79	3-1	2-0	1-1
79-80	6-0	3-0	3-0
80-81	5-1	3-0	2-1
81-82	3-3	2-1	1-2
82-83	4-2	3-0	1-2
83-84	3-3	3-0	0-3
84-85	2-4	2-1	0-3
85-86	2-4	1-2	1-2
86-87	1-5	0-3	1-2
87-88	1-5	1-2	0-3
88-89	1-3	1-1	0-2
89-90	1-3	1-1	0-2
90-91	1-3	1-1	0-2
91-92	1-3	1-1	0-2
92-93	2-2	1-1	1-1
93-94	1-3	1-1	0-2
94-95	0-4	0-2	0-2
95-96	0-4	0-2	0-2
96-97	0-4	0-2	0-2
97-98	2-2	2-0	0-2
98-99	1-2	1-1	0-1
99-00	1-3	1-1	0-2
00-01	3-1	1-1	2-0
01-02	4-0	2-0	2-0
02-03	3-1	1-1	2-0
03-04	3-1	1-1	2-0
04-05	2-1	1-0	1-1
05-06	3-1	2-0	1-1
06-07	2-1	1-1	1-0
07-08	2-2	2-0	0-2
08-09	0-4	0-2	0-2
09-10	2-1	1-0	1-1
10-11	1-3	1-1	0-2
11-12	2-2	1-1	1-1
12-13	2-2	2-0	0-2
13-14	1-2	0-1	1-1
14-15	1-3	1-1	0-2
15-16	2-1	1-1	1-0
16-17	1-3	0-2	1-1

KARL MALONE

JOHN STOCKTON

WASHINGTON WIZARDS

601 F Street NW • Washington, D.C. 20004
Phone: (202) 661-5000
Home Court (capacity): Capital One Center (20,356) - opened 1997
www.WashingtonWizards.com

2017-18 SERIES SCHEDULE

Date	Site	Time (PST)
10/29	Golden 1 Center	3:00pm
11/13	Capital One Center	4:00pm

2016-17 VS. WIZARDS (0-2)

Date	Site	Result
11/28	Verizon Center	L, 101-95
3/10	Golden 1 Center	L[OT], 122-130

ALL-TIME SERIES (55 years)

	Overall	Home	Road
Sac-Era	31-31	20-10	11-21
All-Time	104-90		

CURRENT STREAKS

	Overall	Home	Road
Kings	L2	L1	L4

SERIES FACTS

Last Home Win: 3/30/16 (120-111)
Last Road Win: 1/28/13 (96-94)
Last Home Loss: 3/10/17 (OT 122-130)
Last Road Loss: 11/28/16 (95-101)
Biggest Win: 34 (106-72) vs. Wash., 12/19/00
Biggest Loss: 43 (108-151) @ Wash., 3/3/65

HEAD COACH: Scott Brooks (College - UC Irvine)
ASSISTANT COACHES: Tony Brown (College - Arkansas)
Sidney Lowe (College - North Carolina State)
Chad Iske (College - Kansas)
Mark Terpstra (College -)
Maz Trakh (College - Southern Utah)
ASSISTANT COACH/PLAYER DEVELOPMENT: David Adkins (College - Radford)
DIRECTOR OF ATHLETIC PERFORMANCE/STRENGTH-AND-CONDITIONING COACH: Navin Hettiarachchi (College - West Virginia Wesleyan College)
HEAD ATHLETIC TRAINER: Corey Bennett (College - Florida)

Majority Owner: Ted Leonsis
President of Basketball Operations: Ernie Grunfeld
Senior Director, Communications: Scott Hall
Director, Communications: Patrick Rees
Director, Corporate Communications: Ketsia Colimon
Radio: WNEW 99.1 FM/WFED 1500 AM, Dave Johnson, Glen Consor
TV: NBC Sports Washington (cable), Steve Buckhantz, Kara Lawson, Chris Miller
Colors: Red, White, Blue
Founded: 1961-62, Chicago Packers; 1962-63, Chicago Zephyrs; 1963-64, Baltimore Bullets; 1973-74, Capital Bullets; 1974-75, Washington Bullets; 1997-98, Washington Wizards
NBA Titles Won: 1, 1977-78
All-Time NBA Record: 2053-2480 (.453)
2016-17 Record: 49-33 (1st in Southeast)
2016-17 Playoff Results: Won 4-2 to ATL in First Round; Lost 3-4 BOS in Eastern Conference Semifinals

2016-17 SEASON SERIES (0-2) SACRAMENTO KINGS VS. WASHINGTON

PLAYER	G-GS	MIN	FG-FGA	PCT	3FG-A	PCT	FT-FTA	PCT	OFF	DEF	TOT	AST	PF-DQ	STL	TO	BLK	PTS	AVG
Cousins	1-1	40	16-34	.471	1-6	.167	3-10	.300	4	16	20	4	5-0	2	5	1	36	36.0
Gay	1-1	38	7-16	.438	1-4	.250	3-3	1.000	2	3	5	2	5-0	2	6	1	18	18.0
Cauley-Stein	2-1	56	10-16	.625	0-0	---	8-11	.727	2	13	15	3	4-0	2	2	1	28	14.0
McLemore	1-0	16	3-9	.333	2-4	.500	3-4	.750	1	3	4	0	2-0	0	0	0	11	11.0
Afflalo	2-2	55	7-16	.438	2-6	.333	5-6	.833	0	4	4	2	3-0	0	0	0	21	10.5
Collison	2-2	64	7-18	.389	0-4	.000	6-7	.857	3	2	5	13	4-0	2	1	1	20	10.0
Lawson	2-0	44	7-14	.500	0-1	.000	6-6	1.000	0	0	0	9	5-0	5	6	0	20	10.0
Tolliver	1-0	17	4-5	.800	2-2	1.000	0-0	---	0	3	3	0	2-0	0	1	0	10	10.0
Evans (TOT)	2-0	45	7-19	.368	2-4	.500	1-4	.250	1	7	8	4	3-0	1	5	0	17	8.5
Hield (TOT)	3-3	77	10-31	.323	4-14	.286	0-0	---	3	6	9	3	8-0	0	5	0	24	8.0
Hield (SAC)	1-1	37	7-16	.438	4-8	.500	0-0	---	2	2	4	1	4-0	0	2	0	18	18.0
Labissiere	1-0	14	4-6	.667	0-0	---	0-0	---	0	5	5	0	1-0	1	2	0	8	8.0
Koufos	2-2	46	5-14	.357	0-0	---	2-2	1.000	6	7	13	1	3-0	2	1	1	12	6.0
Temple	2-0	59	3-11	.273	3-5	.600	1-3	.333	1	0	1	8	2-0	2	1	0	10	5.0
Galloway (TOT)	2-0	19	3-6	.500	3-5	.600	0-0	---	0	2	2	0	3-0	1	0	0	9	4.5
Barnes	1-0	27	1-6	.167	0-3	.000	1-2	.500	0	2	2	2	5-0	2	2	0	3	3.0
Casspi	1-0	16	1-4	.250	0-1	.000	0-0	---	0	3	3	2	0-0	0	1	0	2	2.0
KINGS	2	530	82-185	.443	15-44	.341	38-54	.704	21	63	84	47	45-0	20	31	5	217	108.5
WIZARDS	2	530	87-189	.460	19-51	.373	38-45	.844	23	78	101	51	45-0	18	35	12	231	115.5

2016-17 SEASON SERIES (2-0) WASHINGTON WIZARDS VS. SACRAMENTO

PLAYER	G-GS	MIN	FG-FGA	PCT	3FG-A	PCT	FT-FTA	PCT	OFF	DEF	TOT	AST	PF-DQ	STL	TO	BLK	PTS	AVG
Beal	2-2	83	25-48	.521	12-22	.545	7-9	.778	3	13	16	6	1-0	1	4	2	69	34.5
Wall	2-2	83	17-41	.415	2-7	.286	8-8	1.000	0	9	9	23	2-0	5	13	1	44	22.0
Porter	2-2	69	13-20	.650	4-7	.571	3-4	.750	2	13	15	2	5-0	5	0	1	33	16.5
Bogdanovic (TOT)	2-1	58	11-25	.440	2-10	.200	6-8	.750	2	1	3	3	6-0	1	2	0	30	15.0
Bogdanovic (WAS)	1-0	30	7-16	.438	0-5	.000	3-4	.750	2	0	2	1	4-0	1	1	0	17	17.0
Jennings (TOT)	3-1	78	10-22	.455	2-10	.200	10-11	.909	1	7	8	16	5-0	0	9	0	32	10.7
Jennings (WAS)	1-0	13	0-5	.000	0-2	.000	0-0	---	1	1	2	6	4-0	0	1	0	0	0.0
Mahinmi	1-0	22	4-5	.800	0-0	---	1-2	.500	3	4	7	1	5-0	0	3	2	9	9.0
Morris	2-2	70	6-21	.286	0-3	.000	6-6	1.000	4	7	11	6	9-0	1	6	0	18	9.0
Smith	2-0	46	6-12	.500	1-1	1.000	0-0	---	0	10	10	1	6-0	2	0	2	13	6.5
Gortat	2-2	58	5-9	.556	0-0	---	2-4	.500	4	12	16	1	4-0	1	1	3	12	6.0
Oubre	2-0	28	3-5	.600	0-2	.000	6-6	1.000	4	7	11	2	2-0	2	1	0	12	6.0
Burke	1-0	11	1-5	.200	0-1	.000	0-0	---	0	0	0	1	0-0	0	1	1	2	2.0
Nicholson	1-0	3	0-0	---	0-0	---	2-2	1.000	0	1	1	0	2-0	0	0	0	2	2.0
McCullough (TOT)	1-0	4	0-1	.000	0-1	.000	0-0	---	0	1	1	0	0-0	0	0	0	0	0.0
Satoransky	1-0	13	0-2	.000	0-1	.000	0-0	---	0	1	1	1	1-0	0	1	0	0	0.0
WIZARDS	2	530	87-189	.460	19-51	.373	38-45	.844	23	78	101	51	45-0	18	35	12	231	115.5
KINGS	2	530	82-185	.443	15-44	.341	38-54	.704	21	63	84	47	45-0	20	31	5	217	108.5

WASHINGTON WIZARDS

DATE	W/L	H/A	SCORE	+/-
12/8/85	L	A	89-111	-22
1/6/86	W	H	106-87	+19
1/12/87	L	A	109-113	-4
2/14/87	W	H	136-111	+25
1/17/88	L	A	113-130	-17
2/25/88	L	H	110-129	-19
2/14/89	L	H	99-107	-8
3/10/89	L	A	97-114	-17
2/2/90	L	A	99-108	-9
2/13/90	W	H	106-98	+8
11/20/90	W	A	87-82	+5
12/6/90	W	H	104-86	+18
2/12/92	W	H	98-97	+1
2/23/92	W	A	124-117	+5
12/8/93	L	H	106-114	-8
4/1/93	W	A	117-97	+20
12/23/93	W	H	114-88	+26
12/29/93	W	A	103-97	+6
12/20/94	W	H	105-102	+3
2/25/95	L	A	98-102	-4
1/12/96	L	A	88-117	-29
3/3/96	L	H	99-108	-9
12/16/96	L	H	89-97	-8
1/25/97	L	A	105-113	-8
12/4/97	L	A	96-118	-22
2/15/98	W	H	88-86	+2
2/25/99	W	A	115-105	+10
12/4/99	W	A	114-104	+10
3/21/00	W	H	98-86	+12
12/19/00	W	H	106-72	+34
2/22/01	W	A	115-110	+5
2/7/02	L	A	101-108	-7
2/14/02	W	H	109-93	+16
2/11/03	W	H	99-80	+19
4/2/03	W	A	105-99	+6
3/17/04	L	A	108-114	-6
3/28/04	W	H	100-92	+8
12/21/04	W	H	104-93	+13
2/27/05	W	A	110-108	+2
3/5/06	L	A	107-117	-10
3/28/06	L	H	84-97	-13
12/21/06	L	H	119-126	-7
2/22/07	L	A	106-109	-3
12/15/07	L	A	79-92	-13
3/28/08	L	H	108-114	-6
1/21/09	L	H	107-110	-3
3/15/09	L	A	104-106	-2
12/16/09	W	H	112-109	+3
1/16/10	L	A	86-96	-10
12/8/10	W	H	116-91	+25
1/11/11	L	A	133-136^{OT}	-3
2/22/12	W	A	115-107	+8
1/16/13	W	H	95-94	+1
1/28/13	W	A	96-94	+2
2/9/14	L	A	84-93	-9
3/18/14	W	H	117-111^{OT}	+6
3/14/15	L	A	97-113	-16
3/22/15	W	H	109-86	+23
12/21/15	L	A	99-113	-14
3/30/16	W	H	120-111	+9
11/28/16	L	A	95-101^{OT}	-6
3/10/17	L	H	122-130^{OT}	-8

	OVR	HM	RD
61-72	54-39 (Roc/Cn)		
72-73	1-3	1-1	0-2
73-74	1-3	0-2	1-1
74-75	1-3	1-1	0-2
75-76	1-3	1-1	0-2
76-77	2-2	2-0	0-2
77-78	2-2	1-1	1-1
78-79	3-0	2-0	1-0
79-80	2-0	1-0	1-0
80-81	1-1	1-0	0-1
81-82	0-2	0-1	0-1
82-83	2-0	1-0	1-0
83-84	2-0	1-0	1-0
84-85	1-1	1-0	0-1
85-86	1-1	1-0	0-1
86-87	1-1	1-0	0-1
87-88	0-2	0-1	0-1
88-89	0-2	0-1	0-1
89-90	1-1	1-0	0-1
90-91	2-0	1-0	1-0
91-92	2-0	1-0	1-0
92-93	1-1	0-1	1-0
93-94	2-0	1-0	1-0
94-95	1-1	1-0	0-1
95-96	0-2	0-1	0-1
96-97	0-2	0-1	0-1
97-98	1-1	1-0	0-1
98-99	1-0	0-0	1-0
99-00	2-0	1-0	1-0
00-01	2-0	1-0	1-0
01-02	1-1	1-0	0-1
02-03	2-0	1-0	1-0
03-04	1-1	1-0	0-1
04-05	2-0	1-0	1-0
05-06	0-2	0-1	0-1
06-07	0-2	0-1	0-1
07-08	0-2	0-1	0-1
08-09	0-2	0-1	0-1
09-10	1-1	1-0	0-1
10-11	1-1	1-0	0-1
11-12	1-0	0-0	1-0
12-13	2-0	1-0	1-0
13-14	1-1	1-0	0-1
14-15	1-1	1-0	0-1
15-16	1-1	1-0	0-1
16-17	0-2	0-1	0-1

WES UNSELD

NBA DIVISION ALIGNMENT

Southwest Division
Dallas Mavericks
Houston Rockets
Memphis Grizzlies
New Orleans Pelicans
San Antonio Spurs

Northwest Division
Denver Nuggets
Minnesota Timberwolves
Oklahoma City Thunder
Portland Trail Blazers
Utah Jazz

Pacific Division
Golden State Warriors
Los Angeles Clippers
Los Angeles Lakers
Phoenix Suns
SACRAMENTO KINGS

Atlantic Division
Boston Celtics
Brooklyn Nets
New York Knicks
Philadelphia 76ers
Toronto Raptors

Central Division
Chicago Bulls
Cleveland Cavaliers
Detroit Pistons
Indiana Pacers
Milwaukee Bucks

Southeast Division
Atlanta Hawks
Charlotte Hornets
Miami Heat
Orlando Magic
Washington Wizards

NBA KEY DATES

September 8-10	Naismith Memorial Basketball Hall of Fame Enshrinement (Springfield, MA)
September 22	First allowable date for players participating in preseason NBA Global Games to report to their teams (no earlier than 11 a.m. local time)
September 23	Training Camps open for all teams participating in preseason NBA Global Games
September 25	First allowable date for all other veteran players to report to their teams (no earlier than 11 a.m. local time)
September 26	Training Camps open for all other teams
September 30	NBA Preseason games begin
October 5	NBA China Games 2017, Minnesota Timberwolves vs. Golden State Warriors (Shenzhen)
October 8	NBA China Games 2017, Minnesota Timberwolves vs. Golden State Warriors (Shanghai)
October 13	NBA Preseason ends
October 16	Rosters set for NBA Opening Day
October 17	Start of the 2017-18 NBA Regular Season (NBA Tip-Off 2017)
December 7	NBA Mexico City Games 2017, Brooklyn Nets vs. Miami Heat (Mexico City)
December 9	NBA Mexico City Games 2017, Brooklyn Nets vs. Oklahoma City Thunder (Mexico City)
January 5	10-day contracts may now be signed
January 10	All contracts are guaranteed for the remainder of the season
January 11	NBA London Game 2018, Philadelphia 76ers vs Boston Celtics (London)
January 15	Last day to sign NBA Two-Way contracts
February 8	NBA Trade Deadline (3 p.m. ET)
February 16-18	NBA All-Star 2018 (Los Angeles, CA)
March 1	Playoff Eligibility Waiver Deadline
April 11-14	Portsmouth Invitational Tournament (Portsmouth, VA)
April 11	Regular Season ends
April 13	Rosters set for NBA Playoffs 2018, 3 p.m. ET
April 14	NBA Playoffs 2018 begin
April 22	NBA Early Entry Eligibility Deadline (11:59 p.m. ET)
April 30/May 1	Conference Semifinals begin (possible move up to April 28-29)
May 15-16	Conference Finals begin (possible move up to May 13-14)
May 31	NBA Finals 2017 begin
June 11	NBA Draft Early Entry Entrant Withdrawal Deadline (5 p.m. ET)
June 17	The Finals 2018 latest possible date
June 21	NBA Draft 2018

NBA DIRECTORY

NATIONAL BASKETBALL ASSOCIATION
NBA ENTERTAINMENT
WOMEN'S NATIONAL BASKETBALL ASSOCIATION
NBA DEVELOPMENT LEAGUE

NEW YORK
Olympic Tower
645 Fifth Avenue
New York, NY 10022
Telephone: (212) 407-8000
Fax: (212) 832-3861

NEW JERSEY
100 Plaza Drive
Secaucus, NJ 07094
Telephone: (201) 865-1500
Fax: (201) 974-5973

INTERNATIONAL OFFICES

EUROPE

Headquarters - NBA EMEA
Endeavour House
189 Shaftesbury Avenue
London, United Kingdom WC2H 8JR
Telephone: +44-20-7420-8900

SPAIN
Leganitos Street 6th Floor
28013 Madrid, Spain
Ignasi Castello, Communications, Cell: +34-610-200-051

AFRICA
6th Floor GreenPark Corner, Cnr West Road South and Lower Road
Morningside 2196
Johannesburg, South Africa
Telephone: +27-100-072-668

INDIA
Tower 1, 10th Floor
Indiabulls Finance Center
Senapati Bapat Marg Mumbai
Maharashtra 400013
Telephone: +91-22-6124-6100

LATIN AMERICA

BRAZIL
Av Borges de Medeiros, 633
Sala 301 – Leblon
Rio de Janeiro, RJ, Brazil 22430-041
Telephone: +55-21-3206-6400
Fax: +55-21-2586-6001

MEXICO
Av. Prolongacion Paseo de la Reforma 1236, Planta baja
Col. Desarrollo Santa Fe, CP. 05348
Del. Cuajimalpa de Morelos, Ciudad de Mexico Mexico 01210

CANADA
50 Bay Street
Suite 1402
Toronto, Ontario
Canada M5J 3A5
Telephone: (416) 682-2000
Fax: (416) 364-0205

ASIA/PACIFIC

HONG KONG
Room 3101, Lee Gardens One
33 Hysan Avenue
Causeway Bay, Hong Kong
Telephone: +852-2843-9600
Fax: +852-2536-4808

TAIWAN
Suite 1303, No. 88, Section 2
Chung Hsiao East Road
Taipei, Taiwan ROC 100
Telephone: +886-2-2397-8000
Fax: +886-2-2358-1098

PHILIPPINES
Unit 1701, World Plaza Building
5th Avenue corner 30th Street Bonifacio Global City
Taguig, 1634 Philippines
Jandric Lim, Communications; Cell: +63 (917) 791-9457

CHINA—BEIJING
19th Floor, Office Tower 2, China Central Place
No. 79 Jianguo Road, Chaoyang District
Beijing, China 100025
Telephone: +86-10-5200-8200
Fax: +86-10-5200-8202

CHINA—SHANGHAI
Unit 2703-2708, 27F, Tower 2 Plaza 66
1366 Nanjing West Road, Jing An District
Shanghai, China 200040
Telephone: +86-21-6137-2200
Fax: +86-21-6288-9920

NBA G-LEAGUE DIRECTORY

NBA G-League Office
Olympic Tower, 645 5th Avenue
New York, NY 10022
Media Relations: Joanna Shapiro
(jshapiro@nba.com)

Agua Caliente Clippers of Ontario
Tel: (909) 409-9090
Arena: Citizens Business Bank Arena
Media Relations Contact: TBD
Website: TBD
NBA Affiliation: LA Clippers

Austin Spurs
13581 Pond Springs Road, Suite 108, Austin, TX 78729
Tel: (512) 236-8333; Fax: (512) 236-8444
Arena: H-E-B Center at Cedar Park
Media Relations Contact: Perri Travillion
(ptravillion@attcenter.com)
Website: www.austinspurs.com
NBA Affiliation: San Antonio

Canton Charge
1101 Market Avenue North; Canton, OH 44702
Tel: (866) 444-1944; Fax: (330) 489-1703
Arena: Canton Memorial Civic Center
Media Relations Contact: Sean Wyatt
(swyatt@cantoncharge.com)
Website: www.cantoncharge.com
NBA Affiliation: Cleveland

Delaware 87ers
300 Martin Luther King Blvd, Ste. 200; Wilmington, DE 19801
Tel: (302) 504-7587; Fax: (302)351-5370
Arena: Bob Carpenter Center
Media Relations Contact: Amanda Janczak
(amandajanczak@sevens.com)
Website: www.sevens.com
NBA Affiliation: Philadelphia

Erie BayHawks
110 East 8th Street; Erie, PA 16501
Tel: (814) 790-5600; Fax: (814) 790-5608
Arena: Erie Insurance Arena
Media Relations Contact: Billy Hartman
(billy.hartman@nbaerie.com)
Website: www.nbaerie.com
NBA Affiliation: Atlanta

Fort Wayne Mad Ants
1910 St. Joe Center Rd, Suite 61; Fort Wayne, IN 46825
Tel: (260) 469-4667; Fax: (260) 469-4674
Arena: Allen County War Memorial Coliseum
Media Relations Contact: Ryan Stevens
(rstevens@ftwaynemadants.com)
Website: www.ftwaynemadants.com
NBA Affiliation: Indiana

Grand Rapids Drive
40 Monroe Center NW, Ste 11; Grand Rapids MI 49503
Tel: (844) 473-7483
Arena: DeltaPlex Arena
Media Relations Contact: Sarah Parfet Jbara (spj@nbagrandrapids.com)
Website: www.nbagrandrapids.com
NBA Affiliation: Detroit

Greensboro Swarm
2411 West Gate City Blvd.; Greensboro, NC 27403
Tel: (336) 907-3600
Arena: Fieldhouse at the Greensboro Coliseum Complex
Media Relations Contact: TBD
Website: www.gsoswarm.com
NBA Affiliation: Charlotte

Iowa Wolves
730 3rd Street; Des Moines, Iowa 50309
Tel: (515) 564-8550; Fax: (515) 564-8551
Arena: Wells Fargo Arena
Media Relations Contact: Seth Nutting
(seth.nutting@iawolves.com)
Website: www.iawolves.com
NBA Affiliation: Minnesota

Lakeland Magic
701 West Lime Street, Lakeland, FL 33815
Tel: (863) 825-3258; Fax: (863) 825-3279
Arena: RP Funding Center
Media Relations Contact: Ashley Foss
(afoss@lakelandmagic.com)
Website: www.lakelandmagic.com
NBA Affiliation: Orlando

Long Island Nets
168 39th Street, 8th Floor; Brooklyn, NY 11232
Tel: (718) 215-2299; Fax: (718) 522-3544
Arena: NYCB Live's Nassau Coliseum
Media Relations Contact: Megan Walsh
(mwalsh@brooklynnets.com)
Website: www.longislandnets.com
NBA Affiliation: Brooklyn

Maine Red Claws
550 Forest Avenue; Portland, ME 04012
Tel: (207) 210-6655; Fax: (207) 210-6659
Arena: Portland Exposition Building
Media Relations Contact: Evans Boston (eboston@maineredclaws.com)
Website: www.maineredclaws.com
NBA Affiliation: Boston

Memphis Hustle
191 Beale Street; Memphis, TN 28103
Tel: (901) 205-1234; Fax: (901) 205-1244
Arena: The Landers Center
Media Relations Contact: Geoffrey Langham (glangham@grizzlies.com)
Website: www.memphishustle.com
NBA Affiliation: Memphis

Northern Arizona Suns
3201 N. Main Street; Prescott Valley, AZ 86314
Tel: (928) 772-7867
Arena: Prescott Valley Event Center
Media Relations Contact: Jake Withee (jwithee@nazsuns.com)
Website: www.nazsuns.com
NBA Affiliation: Phoenix

Oklahoma City Blue
208 Thunder Drive, Oklahoma City, OK 73102
Tel: (405) 208-4800; Fax: (405) 429-7900
Arena: Cox Convention Center
Media Relations Contact: Laila Wani (lwani@okcthunder.com)
Website: www.oklahomacityblue.com
NBA Affiliation: Oklahoma City

Raptors 905
5600 Rose Cherry Place; Mississauga, ON L4Z4B6
Tel: (416) 815-5600 Fax: (416) 357-9205
Arena: Hershey Centre
Media Relations Contact: Stefano Toniutti
(Stefano.toniutti@mlse.com)
Website: www.raptors905.com
NBA Affiliation: Toronto

Reno Bighorns
50 West Liberty Street, Ste. 201; Reno, NV 89501
Tel: (775) 853-8200
Arena: Reno Event Center
Media Relations Contact: Kyle Jones (kjones@renobighorns.com)
Website: www.renobighorns.com
NBA Affiliation: Sacramento

Rio Grande Valley Vipers
4500 North 10th Street, Suite 315; McAllen, TX 78504
Tel:(956) 972-1144; Fax: (956) 972-1150
Arena: State Farm Arena
Media Relations Contact: Anwar Chagollan
(anwar@rgvfc.com)
Website: www.rgvipers.com
NBA Affiliation: Houston

Salt Lake City Stars
301 West South Temple; Salt Lake City, UT 84101
Tel: (801) 325-2500
Arena: Lifetime Activities Center – Bruin Arena
Media Relations: Gina Calvert
(gina.calvert@slcstars.com)
NBA Affiliation: Utah

Santa Cruz Warriors
903 Pacific Avenue, Suite 101; Santa Cruz, CA 95060
Tel: (831) 731-4396; Fax: (831) 466-3201
Arena: Kaiser Permanente Arena
Media Relations Contact: Massimo Degaudenzi (massimo@santacruzbasketball.com)
Website: www.santacruzbasketball.com
NBA Affiliation: Golden State

Sioux Falls Skyforce
2131 South Minnesota Ave; Sioux Falls, SD 57105
Tel: (605) 332-0605; Fax: (605) 332-2305
Arena: Sanford Pentagon
Media Relations Contact: Matt Dykstra (mdykstra@skyforceonline.com)
Website: www.skyforceonline.com
NBA Affiliation: Miami

South Bay Lakers
2275 E. Mariposa Ave.; El Segundo, CA 90245
Tel: (310) 426-6000; Fax: (310) 426-6031
Arena: Toyota Sports Center
Media Relations Contact: Noah Camarena (ncamarena@sb-lakers.com)
Website: www.sblakers.com
NBA Affiliation: Los Angeles Lakers

Texas Legends
2601 Avenue of the Stars, Suite 300; Frisco, TX 75034
Tel: (214) 469-0822; Fax: (214) 469-0823
Arena: Dr. Pepper Arena
Media Relations Contact: Britney Wynn (bwynn@texlegends.com)
Website: www.texlegends.com
NBA Affiliation: Dallas

Westchester Knicks
198 Central Ave.; White Plains, NY 10606
Tel: (914) 559-6888
Arena: Westchester County Center
Media Relations Contact: Katie Hatch (Katie.hatch@msg.com)
Website: www.westchesterknicks.com
NBA Affiliation: New York

Windy City Bulls
5333 Prairie Stone Parkway; Hoffman Estates, IL 60192
Tel: (847) 396-7070
Arena: Sears Centre Arena
Media Relations Contact: Shannon Jones (sjones@bulls.com)
Website: www.windycitybulls.com
NBA Affiliation: Chicago

Wisconsin Herd
549 High Avenue; Oshkosh, WI 54901
Tel: (920) 233-4374; Fax: (920) 744-0238
Arena: Oshkosh Arena
Media Relations Contact: Mallory Steinberg (msteinberg@wisconsinherd.com)
Website: www.wisconsinherd.com
NBA Affiliation: Milwaukee

NBA G-LEAGUE 2016-17 SEASON

ATLANTIC DIVISION	W-L	HOME	AWAY	PCT	GB
y-Maine Red Claws	29-21	15-10	14-11	0.580	0.0
Delaware 87ers	26-24	15-10	11-14	0.520	3.0
Westchester Knicks	19-31	12-13	7-18	0.380	10.0
Greensboro Swarm	19-31	13-12	6-19	0.380	10.0
Long Island Nets	17-33	10-15	7-18	0.340	12.0
Erie BayHawks	14-36	9-16	5-20	0.280	15.0

CENTRAL DIVISION	W-L	HOME	AWAY	PCT	GB
z-Raptors 905	39-11	18-7	21-4	0.780	0.0
x-Fort Wayne Mad Ants	30-20	16-9	14-11	0.600	9.0
x-Canton Charge	29-21	17-8	12-13	0.580	10.0
Grand Rapids Drive	26-24	15-10	11-14	0.520	13.0
Windy City Bulls	23-27	15-10	8-17	0.460	16.0

PACIFIC DIVISION	W-L	HOME	AWAY	PCT	GB
y-Los Angeles D-Fenders	34-16	16-9	18-7	0.680	0.0
x-Santa Cruz Warriors	31-19	18-7	13-12	0.620	3.0
Northern Arizona Suns	22-28	14-11	8-17	0.440	12.0
Reno Bighorns	21-29	12-13	9-16	0.420	13.0
Salt Lake City Stars	14-36	7-18	7-18	0.280	20.0

SOUTHWESTERN DIVISION	W-L	HOME	AWAY	PCT	GB
y-Oklahoma City Blue	34-16	19-6	15-10	0.680	0.0
x-Rio Grande Valley Vipers	32-18	19-6	13-12	0.640	2.0
Sioux Falls Skyforce	29-21	16-9	13-12	0.580	5.0
Austin Spurs	25-25	13-12	12-13	0.500	9.0
Texas Legends	25-25	14-11	11-14	0.500	9.0
Iowa Energy	12-38	6-19	6-19	0.240	22.0

x - Clinched Playoff Berth; z- Clinched Division

2017 NBA D-LEAGUE POSTSEASON RESULTS

QUARTERFINALS

Raptors 905 2, Canton Charge 0
Wednesday, April 5 – Raptors 112, Canton 107
Saturday, April 8 – Raptors 108, Canton 90

Maine Red Claws 2, Fort Wayne Mad Ants 1
Tuesday, April 4 – Maine 110, Fort Wayne 106 (OT)
Monday, April 10 – Fort Wayne 111, Maine 110
Wednesday, April 12 – Maine 124, Fort Wayne 119

Rio Grande Valley Vipers 2, Los Angeles D-Fenders 1
Thursday, April 4 – Rio Grande Valley 124, Los Angeles 116 (OT)
Saturday, April 8 – Los Angeles 126, Rio Grande Valley 124
Monday, April 10 – Rio Grande Valley 140, Los Angeles 127

Oklahoma City Blue 2, Santa Cruz Warriors 0
Saturday, April 8 – Oklahoma City 131, Santa Cruz 117
Monday, April 10 – Oklahoma City 124, Santa Cruz 104

CONFERENCE FINALS

EAST: Raptors 905 2, Maine Red Claws 0
Sunday, April 16 – Raptors 190, Maine 84
Wednesday, April 19 – Raptors 103, Maine 88

WEST: Rio Grande Valley Vipers 2, Oklahoma City Blue 1
Thursday, April 13 – Oklahoma City 112, Rio Grande Valley 102
Sunday, April 16 – Rio Grande Valley 118, Oklahoma City 105
Wednesday, April 19 – Rio Grande Valley 114, Oklahoma City 102

FINALS

Raptors 905 2, Rio Grande Valley Vipers 1
Sunday, April 23 – Rio Grande Valley 119, Raptors 106
Tuesday, April 25 – Raptors 95, Rio Grande Valley 85
Thursday, April 27 – Raptors 112, Rio Grande Valley 96

2016-17 NBA DEVELOPMENT LEAGUE AWARD WINNERS

Most Valuable Player: Vander Blue, Los Angeles D-Fenders
Dennis Johnson Coach of the Year: Jerry Stackhouse, Raptors 905
Defensive Player of the Year: Edy Tavares, Raptors 905
Rookie of the Year: Abdel Nader, Maine Red Claws
Jason Collier Sportsmanship Award: Keith Wright, Westchester Knicks
Impact Player of the Year: John Holland, Canton Charge
Most Improved Player: Devondrick Walker, Delaware 87ers
Basketball Executive of the Year: Mike Gansey, Canton Charge

2016-17 ALL-NBA DEVELOPMENT LEAGUE TEAMS

FIRST TEAM
Keith Benson – Sioux Falls
Vander Blue – Los Angeles
Quinn Cook – Canton
Dakari Johnson – Oklahoma City
Edy Tavares – Raptors 905

SECOND TEAM
Shawn Long – Delaware 87ers
Josh Magette – Los Angeles
Abdel Nader – Maine
Alex Poythress – Fort Wayne
Briante Weber – Sioux Falls

THIRD TEAM
Marcus Georges-Hunt – Maine
John Holland – Canton
Jalen Jones – Maine
Eric Moreland – Canton
Axel Toupane – Raptors 905

2016-17 DEVELOPMENT LEAGUE ALL-DEFENSIVE TEAMS

Keith Benson – Sioux Falls
Eric Moreland – Canton
David Nwaba – Los Angeles
Edy Tavares – Raptors 905
Briante Weber – Sioux Falls

2016-17 DEVELOPMENT LEAGUE ALL-ROOKIE TEAMS

Jalen Jones – Maine
Abdel Nader – Maine
David Nwaba – Los Angeles
Alex Poythress – Fort Wayne
Isaiah Taylor – Rio Grande Valley

NBA G LEAGUE 2016-17 LEADERS

SCORING AVERAGE	G	PTS	AVG
1. Quinn Cook, Canton	39	1014	26.0
2. Manny Harris, Texas	42	1086	25.9
3. Vander Blue, Los Angeles	47	1166	24.8
4. Lamar Patterson, Reno	**28**	**674**	**24.1**
5. Jordan Crawford, Grand Rapids	37	869	23.5
6. Kevin Murphy, Grand Rapids	45	1039	23.1
7. John Holland, Canton	37	847	22.9
8. Pierre Jackson, Texas	28	631	22.5
9. Abdel Nader, Maine	40	851	21.3
10. Jalen Jones, Maine	46	966	21.0
11. Isaiah Taylor, Rio Grande Valley	25	524	21.0
12. Keith Benson, Sioux Falls	50	1024	20.5
13. Shawn Long, Delaware	39	788	20.2
14. Darius Morris, Rio Grande Valley	47	941	20.0
15. Elijah Millsap, Northern Arizona	50	988	19.8
16. Dakar i Johnson, Oklahoma City	49	906	18.5

REBOUNDS PER GAME	G	REB	AVG
1. Eric Moreland, Canton	44	538	12.2
2. Shawn Long, Delaware	39	435	11.2
3. Chinanu Onuaku, Rio Grande Valley	43	457	10.6
4. Keith Benson, Sioux Falls	50	523	10.5
5. Henry Sims, Salt Lake City	25	241	9.6
6. James Webb III, Delaware	39	361	9.3
7. Alfonzo McKinnie, Windy City	50	460	9.2
8. Mike Tobey, Greensboro	35	316	9.0

ASSISTS PER GAME	G	AST	AVG
1. Josh Magette, Los Angeles	50	467	9.3
2. Julyan Stone, Fort Wayne	32	283	8.8
3. Phil Pressey, Santa Cruz	46	374	8.1
4. Pierre Jackson, Texas	28	217	7.8
5. Ray McCallum, Grand Rapids	43	302	7.0
6. Quinn Cook, Canton	39	257	6.6
7. Darius Morris, Rio Grande Valley	47	303	6.4
8. Russ Smith, Delaware	25	155	6.2

STEALS PER GAME	G	ST	AVG
1. J.P. Tokoto, Rio Grande Valley	43	101	2.3
2. Ray McCallum, Grand Rapids	43	96	2.2
3. Alex Caruso, Oklahoma City	50	108	2.2
4. Elijah Millsap, Northern Arizona	50	106	2.1
5. Phil Pressey, Santa Cruz	46	97	2.1
6. Lamar Patterson, Reno	**28**	**57**	**2.0**
7. Gary Payton II, Rio Grande Valley	49	98	2.0
8. Russ Smith, Delaware	25	50	2.0

BLOCKED SHOTS PER GAME	G	BS	AVG
1. Edy Tavares, Raptors	48	131	2.7
2. Eric Moreland, Canton	44	117	2.7
3. Cheick Diallo, AUS-LIN-GBO	26	63	2.4
4. Chris Obekpa, Santa Cruz	31	71	2.3
5. Keith Benson, Sioux Falls	50	111	2.2
6. Damian Jones, Santa Cruz	31	65	2.1
7. Alec Brown, Windy City	50	93	1.9
8. Josh Huestis, Oklahoma City	32	55	1.7

FIELD GOAL PERCENTAGE	FGM	FGA	PCT
1. David Nwaba, Los Angeles	229	353	0.649
2. Joshua Smith, Rio Grande Valley	144	226	0.637
3. Kaleb Tarczewski, Oklahoma City	152	241	0.631
4. Chinanu Onuaku, Rio Grande Valley	236	376	0.628
5. Will Davis, Reno	**176**	**288**	**0.611**
6. Keith Benson, Sioux Falls	418	694	0.602
7. Chris Horton, Grand Rapids	123	205	0.600
8. Edy Tavares, Raptors	214	362	0.591

3 POINT FIELD GOAL PERCENTAGE	3PM	3PA	PCT
1. Andre Ingram, Los Angeles	27	49	0.551
2. Jabari Brown, Santa Cruz	28	51	0.549
3. Daniel Nwaelele, Austin	62	124	0.500
4. Jeff Ledbetter, Austin	74	153	0.484
5. Anthony Brown, Erie	57	122	0.467
6. Jarrod Uthoff, RAP-FWN-TEX	30	65	0.462
7. Bryn Forbes, Austin	56	122	0.459
8. Isaiah Taylor, Rio Grande Valley	43	94	0.457

FREE THROW PERCENTAGE	FTM	FTA	PCT
1. Scott Wood, Santa Cruz	99	105	0.943
2. Devondrick Walker, WES-DEL	79	85	0.929
3. Will Bynum, Windy City	81	88	0.920
4. Quinn Cook, Canton	213	238	0.895
5. Marcus Georges-Hunt, Maine	159	179	0.888
6. Xavier Silas, Northern Arizona	97	110	0.882
7. John Holland, Canton	171	194	0.881
8. Kalin Lucas, IWA-ERI	193	221	0.873

MINUTES PER GAME	G	MIN	AVG
1. John Holland, Canton	37	1440	38.9
2. Manny Harris, Texas	42	1626	38.7
3. Quinn Cook, Canton	39	1506	38.6
4. Ray McCallum, Grand Rapids	43	1588	36.9
5. Elijah Millsap, Northern Arizona	50	1846	36.9
6. Marcus Georges-Hunt, Maine	45	1638	36.4
7. Lamar Patterson, Reno	**28**	**1009**	**36.0**
8. Jalen Jones, Maine	46	1655	36.0

COMMUNITY IMPACT

SACRAMENTO KINGS MEDIA GUIDE

COMMUNITY IMPACT

The Sacramento Kings Community Impact Department and the Sacramento Kings Foundation
The Sacramento Kings are about much more than just basketball. By investing and aligning our time, resources, talent and passion, the Sacramento Kings Foundation gives our region the support they need to succeed, economically and emotionally. Because being a positive agent of change in our community is at the core of our ongoing efforts to #DoGood, impact the world and make Sacramento proud.

This season, the Sacramento Kings community efforts will continue to be disproportionately focused on three #DoGood priority areas: Health, Education and Sustainability.

2017 YEAR IN REVIEW
#DoGood Summit: The second annual Do Good Summit was hosted by the Kings Foundation for over 500 regional nonprofits to learn about the Kings Foundation, their #DoGood priorities, and opportunities to engage for the 17-18 NBA season around Health, Education and Sustainability.

Lead Inspire Flourish Thrive: The Sacramento Kings launched an organization-wide commitment to Lead, Inspire, Flourish and Thrive, LIFT, through volunteerism. Kings employees were encouraged to dedicate 50 hours of their time volunteering with various non-profits throughout the Sacramento community. Volunteer opportunities included coaching at Junior Kings Clinics, helping with Season of Doing Good events, planting trees for Arbor Day, serving food in local homeless shelters, and reading in classrooms for Read Across America Day. In honor of Cesar Chavez Day, the Community Impact Team hosted an all team-member day of service at the Youth Detention Facility where volunteers spent a full day refurbishing garden beds, leading basketball clinics, speaking on career panels, painting a Sacramento Kings mural, and hosting a basketball tournament for the residents of the facility. Overall, Kings employees gave back over 7,000 hours of volunteer time throughout the year.

Math Hoops: The Sacramento Kings, in partnership with the Sacramento Bee, will launch its 3rd season of Math Hoops to elementary, middle and after school programs in the Sacramento County. Math Hoops is a creative fun board game using current NBA players to enforce basic math skills and statistics to win. The program has grown to more than 50 classrooms and after school sites throughout Sacramento County. A Math Hoops March Madness tournament will be held with 64 teams at the Golden 1 Center later this season and Math Hoops Final Four teams and teachers will be honored at a Kings home game in celebration of their efforts and success.

Basketball Court Refreshes: Using a proven community building solution, the Kings Foundation and Kaiser Permanente refreshed the basketball courts at Madera Park in Citrus Heights and Jack Davis Park in South Sacramento. Providing updated equipment at open access community parks for more people to play basketball.

Season of Doing Good: During the holidays, the Sacramento Kings Foundation teamed up with corporate partners, players, coaches and staff to treat over 25,000 kids and families from more than 45 nonprofits organizations to a memorable holiday season. “Season of Doing Good” highlights include distributing 4,000 bicycles to youth; DeMarcus Cousins & Ty Lawson hosting a shopping sprees allowing kids to shop for themselves and their families; Matt Barnes delivering holiday meals to families in Oak Park; Willie Cauley-Stein visiting children at Kaiser hospital; and an ice skating party for local foster children.

ROOT Community Gardens: This past season, the Sacramento Kings Foundation and Raley’s announced a new partnership creating a new garden program that will serve communities stretching from the Central Valley to Northern Nevada. Through six ROOT community gardens, the Kings and Raley’s will connect young adults, families, and non-profits that assist thousands with fresh, locally sourced produce while also growing the next generation of healthy eaters.

OUR IMPACTS
During the 2016-17 season, the Sacramento Kings Foundation donated to, supported and connected with over 1,350 community based organizations through various programs. Over 800 unique items were donated to community based organizations resulting in a value of $209,500 in donated items.
The Sacramento Kings Foundation also piloted the new 50/50 Raffle Program, generating more than $292,000 in revenue – with half going to benefitting nonprofit organizations.

Board Placement: In the 2016-2017 year, 15 Sacramento Kings Executives served on various nonprofit Board of Directors to support, enhance and promote the mission and vision of the organization. Many of the nonprofit

organizations' mission and vision are aligned with the Kings Executives personal and professional interests. Sharing their professional skill sets aligned with their personal interest offers the opportunity to develop stronger community involvement and partnerships through this volunteer service.

Community Ticket Program: Along with our Player Ticket Program, the Sacramento Kings supported 224 community based organizations by donating tickets to those who would never otherwise have the chance to attend a Kings game. During the 2016-2017 NBA Season, the Sacramento Kings donated more than $3 Million in ticket value to over 34,000 deserving kids and families.

Player Appearances: Sacramento Kings players play a crucial role in connecting the organization to the community. Their ability to uplift communities, motivate and inspire kids, and positively impact families is tremendous. There were dozens of memorable player events and talent appearances that occurred over the course of the season, highlighted by:

•Kosta Koufos practicing yoga with 200 Kings fans
•Willie Cauley-Stein hosting an art class and providing a scholarship to kids at Art Beast Studio
•Malachi Richardson attending Junior Kings clinics, teaching youth the fundamentals of basketball
•Georgios Papagiannis speaking to students about bullying at a local elementary school
•Skal Labissiere reading to students on Read Across America Day

Junior Kings
Last year over 3,000 kids learned, developed and played basketball through our Junior Kings programs. Through camps, clinics and leagues children ages 6 -14 developed their basketball skills, improved their physical fitness, developed self-confidence and had some fun. Using the best local and national trainers, current and former Kings fan favorites, Sacramento's youth had the opportunity to participate in year-round camps, clinics, and other special events.

The Junior Kings program aligned its programming with the Jr. NBA's mission to teach the fundamentals of basketball and use the sport to instill core character values. Highlights from last year include the Mother's Day and Father's Day Clinics where parents bonded with their children on the basketball court, a clinic for children with special needs and an all-girls clinic hosted by WNBA legend Ruthie Bolton. The Junior Kings also hosted a Legends Series over the summer which included clinics hosted by former Sacramento Kings Legends, Vlade Divac, Peja Stojakovic, Brad Miller, Doug Christie and Bobby Jackson.

Kids Club
This season, the Sacramento Kings launched a Kids Club with a free and All-Star memberships for youth 17 and under. The free Kids Club membership is a simple online sign up. The All Star Membership is $25 and includes a special Kids Club kit with a Kids Club branded lanyard, membership card, Buddy Hield growth chart, Kings branded lunch bag and a cowbell to bring to games. Signing up a youth for Kids Club will also offer the family opportunities for special announcements and access to youth programs such as Junior Kings clinics and special Kids Club promotions throughout the season.

NBA Cares
NBA Cares is the league's global social responsibility program that builds on the NBA's mission of addressing important social issues. NBA Cares programs and participants have provided more than 4.1 million hours of hands-on service and created more than 1,115 places where kids and families can live, learn or play in communities around the world. The NBA also engages more than 18 million youth annually, inspiring play and teaching the values of the game. NBA Cares works with internationally recognized youth-serving programs that support education, youth and family development, and health-related causes, including: Thurgood Marshall College Fund, Special Olympics, YMCA of the USA, Boys & Girls Clubs of America, UNICEF, the Make-A-Wish Foundation, Share Our Strength and GLSEN.

COMMUNITY IMPACT

OSCAR ROBERTSON TRIPLE-DOUBLE AWARD

Inaugurated in 2003, the Oscar Robertson Triple-Double Award is presented each season to a deserving Kings player who best exemplifies winning characteristics, both as an athlete and a conscientious citizen active in the community. Deconstructed, the "triple" signifies on-court accomplishments: team leader, embodies the spirit of sportsmanship and plays an outstanding all-around game. The "double" signifies his impact off the court by demonstrating a commitment to community service and family.

Heralded as one of the finest players in NBA history, Oscar Robertson left an indelible impression on the league when he averaged a triple-double in 1961-62, posting an astounding 30.8 ppg, 12.8 rpg and 11.4 apg. The feat has not been duplicated since and remains one of the sport's most elusive statistical achievements. Robertson finished his career with 181 career triple-doubles, 41 of which he logged during the historic '61-62 campaign, each NBA records.

OSCAR ROBERTSON TRIPLE-DOUBLE AWARD

2003	Chris Webber
2004	Vlade Divac
2005	Peja Stojakovic
2006	Corliss Williamson
2007	Corliss Williamson
2008	Kevin Martin
2009	Francisco Garcia
2010	Beno Udrih
2011	Samuel Dalembert
2012	Isaiah Thomas
2013	Jason Thompson
2014	Rudy Gay
2015	Ben McLemore
2016	Quincy Acy
2017	Garrett Temple

Following his playing days, the "Big O" has channeled his energies into a number of small business ventures while maintaining a robust involvement in the community. He is active in numerous philanthropic activities, including the International Prostate Cancer Foundation, the Boys Club of New York and the National Kidney Foundation, for whom he acts as an advocate for organ donation. Robertson and his wife Yvonne are co-chairs of the University of Cincinnati's $1 billion capital campaign and have also funded the Oscar and Yvonne Robertson Scholarship Fund at the University.

Garrett Temple Presented with the 2017 Oscar Robertson Triple-Double Award Temple Exemplifies Excellence on the Court and in the Community

The Sacramento Kings announced Garrett Temple as the recipient of the 2017 Oscar Robertson Triple-Double Award. The award, named after the NBA legend, is given each year to a player who exemplifies excellence on the court and in the community. Kings General Manager Vlade Divac and Kings Vice President of Player Personnel Peja Stojakovic presented Temple with the award on Tuesday, April 11 prior to the Kings vs. Suns game.

In his first season with the Kings, Garrett Temple personified the tenets of the Triple-Double Award. He played with passion each game and has proved to be a leader on and the court and in the locker room, always showing true sportsmanship and motiving his teammates.
Garrett is a true leader off the court too. He made a priority of giving back to the youth in our community by forming a community coalition with his teammates that provides a platform for players, youth and law enforcement to have open and honest discussions on race relations and other challenges youth face.

MISCELLANEOUS

SACRAMENTO KINGS MEDIA GUIDE

PRESEASON HISTORY

2017 PRESEASON GAME-BY-GAME (-)

DATE	OPPONENT	W/L	SCORE	HIGH SCORING	HIGH REBOUNDS	HIGH ASSISTS	OPP SCORING	ATTEN.
Oct. 2	SAN ANTONIO							
Oct. 6	@San Antonio							
Oct. 8	@L.A. Lakers[1]							
Oct. 9	PORTLAND							
Oct. 12	@LA Clippers							
Oct. 13	@Golden State							

[1]- T-Mobile Arena, Las Vegas, NV,

SACRAMENTO-ERA PRESEASON RESULTS

2016 (3-3)
L Kings 84-L.A. Lakers 103
L Kings 96-Golden State 105
W Maccabi Haifa 96-Kings 135
W Kings 116-L.A. Lakers 104
W Washington 119-Kings 124
L LA Clippers 92-Kings 89

2015 (5-1)
L Kings 109-Portland 105
W Kings 98-Phoenix 102
L San Antonio 92-Kings 95
L Portland 90-Kings 94
W Kings 107-L.A. Lakers 102
L Kings 107-New Orleans 98

2014 (3-4)
L Toronto 99-Kings 94
W Kings 113-Toronto 106
L Brooklyn 97-Kings 95
L Brooklyn 129-Kings 117
W Kings 91-Maccabi Haifa 59
L San Antonio 106-Kings 99
W Kings 93-L.A. Lakers 92

2013 (5-2)
L Golden State 94-Kings 81
W Kings 104-L.A. Lakers 86
W Kings 99-L.A. Clippers 88
W Kings 107-Phoenix 90
L Portland 109-Kings 105
W Kings 91-Golden State 90
W Kings 110-L.A. Clippers 100

2012 (5-2)
W Kings 102-Phoenix 96
W Kings 117-Portland 100
L Golden State 98-Kings 88
W Kings 103-L.A. Lakers 98
W Kings 99-L.A. Lakers 92
L Phoenix 103-Kings 88
W Kings 94-L.A. Lakers 82

2011 (1-1)
L Golden State 107-Kings 96
W Kings 95-Golden State 91

2010 (3-4)
W Kings 109-Phoenix 95
L LA Clippers 120-Kings 88
L Golden State 95-Kings 86
W Kings 116-Golden State 97
L LA Lakers 98-Kings 95
W Kings 96-LA Clippers 94
L Utah 82-Kings 71

2009 (2-5)
L Portland 98-Kings 86
L Portland 89-Kings 86
L LA Lakers 98-92
W Kings 94-OK City 85
L Phoenix 143-Kings 127
W Kings 104-OK City 89
L Utah 95-Kings 85

2008 (1-7)
L Portland 110-Kings 81
W Kings 94-OK City 85
L LA Lakers 94-Kings 89
L LA Clippers 116-Kings 112
L Houston 95-Kings 90
L Dallas 124-Kings 109
L Portland 112-Kings 98
L Houston 110-Kings 97

2007 (3-5)
W Kings 104-Seattle 98
L Phoenix 110-Kings 99
L Dallas 101-Kings 99
W Kings 105-Utah 91
L Portland 101-Kings 77
W Kings 111-Portland 87
L LA Clippers 92- Kings 90
L LA Lakers 101-Kings 97

2006 (5-3)
W Kings 111-Dallas 90
W Kings 96-LA Lakers 91
L Phoenix 114-Kings 94
W Kings 112-Utah 96
W Kings 117-NO/OK City 93
L NO/OK City 84-Kings 81
L Seattle 103-Kings 88
W Kings 84-Portland 78

2005 (3-5)
L Dallas 96-Kings 83
W Kings 90-LA Clippers 84
W Kings 114-Golden State 99
L Denver 102-Kings 99
W Kings 100-Portland 80
L Phoenix 100-Kings 88
L Phoenix 112-Kings 102
L LA Lakers 105-Kings 103

2004 (2-6)
L Golden State 97-Kings 79
L Houston 88-Kings 86
W Kings 91-Houston 89
L LA Lakers 105-Kings 80
L Utah 101-Kings 88
W Kings 92-New Orleans 87
L Dallas 112-Kings 93
L Phoenix 124-Kings 96

2003 (4-4)
W Kings 101-LA Clippers 82
W Kings 111-Portland 100
L Golden St. 111-Kings 94
L Houston 82-Kings 78
L Houston 88-Kings 72
L Seattle 109-Kings 107
W Kings 121-Dallas 99
W Kings 93-LA Lakers 87

2002 (6-2)
L Dallas 105-Kings 94
W Kings 102-Utah 92
W Kings 92-Golden State 74
L New York 87-Kings 84
W Kings 91-Seattle 90
W Kings 99-Portland 96
W Kings 115-Cleveland 94
W Kings 93-LA Lakers 88

2001 (4-4)
W Kings 101-Utah 95
L Portland 107-Kings 104
W Kings 107-Dallas 88
L Portland 101-Kings 100
L Seattle 101-Kings 99
W Kings 109-LA Lakers 104
W Kings 107-Memphis 94
L Seattle 106-Kings 88

2000 (4-4)
W Kings 107-Utah 83
L Milwaukee 91-Kings 89
L Indiana 92-Kings 83
W Kings 92-Memphis 90
L Seattle 113-Kings 110
W Kings 118-LA Lakers 111
L Seattle 113-Kings 109
W Kings 99-Portland 90

1999 (3-5)
L Detroit 129-Kings 115
W Kings 96-Indiana 95
L Indiana 116-Kings 107
W Kings 100-Chicago 85
L Portland 99-Kings 93
W Kings 103-Vancouver 101
L Seattle 133-Kings 128
L Portland 103-Kings 96

1998 (2-0)
W Kings 91-Golden State 88
W Kings 89-Golden State 85

1997 (4-4)
L Portland 107-Kings 96
L Milwaukee 94-Kings 86
W Kings 103-LA Clippers 92
W Kings 94-Portland 74
W Kings 98-Vancouver 81
L Detroit 104-Kings 84
L Indiana 101-Kings 71
W Chicago 87-Kings 81

1996 (3-5)
L Golden St. 118-Kings 80
W Kings 103-Portland 97
W Kings 83-Detroit 82
W Kings 98-LA Clippers 94
L Denver 95-Kings 87
L Denver 115-Kings 105
L Chicago 111-Kings 90
L Chicago 97-Kings 91

1995 (5-2)
W Kings 127-Denver 112
L LA Clippers 120-Kings 74
W Kings 101-Vancouver 72
L Detroit 103-Kings 97
W Kings 112-Chicago 111(OT)
W Kings 110-Vancouver 84
W Kings 111-Golden St. 103

1994 (1-6)
L LA Lakers 110-Kings 103
L LA Lakers 125-Kings 120
L LA Clippers 114-Kings 109
L Denver 124-Kings 118
L Detroit 107-Kings 91
L Chicago 109-Kings 101
W Kings 107-Golden St. 105

1993 (2-6)
W Kings 115-Portland 105
L Denver 113-Kings 96
L Denver 121-Kings 99
L Chicago 106-Kings 102
L Chicago 101-Kings 99
L Boston 126-Kings 125
W Kings 113-Golden St. 111
L Portland 101-Kings 95

1992 (2-5)
L Golden St. 124-Kings 115
L LA Lakers 133-Kings 117
W Kings 110-Seattle 108
L LA Lakers 119-Kings 102
L Chicago 105-Kings 96
L Chicago 102-Kings 93
W Kings 111-Portland 103

1991 (0-6)
L Utah 111-Kings 104
L Golden St. 110-Kings 100
L Portland 106-Kings 105
L Seattle 110-Kings 106
L Utah 104-Kings 100
L Golden St. 122-Kings 116

1990 (3-4)
W Kings 116-Miami 110
W Kings 111-Golden St. 105
L Portland 114-Kings 82
W Kings 94-Portland 89
L Golden St. 144-Kings 107
L Seattle 98-Kings 89
L Seattle 117-Kings 116

1989 (2-6)
L LA Lakers 115-Kings 94
L LA Lakers 110-Kings 99
L Golden St. 137-Kings 111
W Kings 95-LA Clippers 91
L LA Clippers 112-Kings 107
L Seattle 123-Kings 110
L Seattle 115-Kings 98
W Kings 119-Golden St. 114

1988 (3-4)
L LA Clippers 125-Kings 115
W Kings 114-LA Clippers 111
W Kings 109-Golden St. 98
L Phoenix 138-Kings 117
W Kings 103-San Ant. 97
L San Ant. 115-Kings 96
L Phoenix 121-Kings 112

1987 (5-3)
W Kings 122-LA Clippers 105
W Kings 135-Golden St. 117
W Kings 125-LA Clippers 120
L Seattle 123-Kings 116(OT)
L Seattle 109-Kings 101
W Kings 122-Golden St. 104
L San Ant. 135-Kings 131
W Kings 135-Phoenix 123

1986 (3-5)
W Kings 105-Golden St. 104
W Kings 134-Seattle 120
L Seattle 106-Kings 94
L Golden St. 97-Kings 84
W Kings 112-LA Clippers 91
L Portland 111-Kings 99
L Portland 96-Kings 82
L Portland 113-Kings 111

1985 (2-2)
L Indiana 110-Kings 94
W Kings 132-LA Clippers 125
L LA Clippers 114-Kings 109
W Kings 107-Golden St. 99

GOLDEN 1 CENTER

GOLDEN 1 CENTER

The critically-acclaimed, award-winning Golden 1 Center enters its second season as the home of the Sacramento Kings. In 2013, tech entrepreneur and innovator Vivek Ranadive purchased the Sacramento Kings securing the team's future in California's capital city. As part of the agreement to purchase the team, Vivek would guarantee a new NBA arena for the 2017 season. Not only did the team open a facility one year ahead of schedule, but they've also constructed the world's greenest, most advanced sports and entertainment facility in the world.

The innovations and achievement have sparked change in the sports industry and how businesses connect with their communities.

It is the first to earn a LEED Platinum rating from the United States Green Building Council. It is the first arena in the world to be 100% solar powered. Ninety percent of the arena food and beverage is sourced within 150 miles of the venue, preserving freshness and minimizing the impact on the environment by reducing vehicle miles traveled. Over 13,000 meals from unserved arena food have been redistributed through the venue's donation program, Second That.

The technology infrastructure has redefined the event experience at Golden 1 Center. It is home to the NBA's largest and only 4K Ultra HD video screen. Over 1,000 miles of cable power the most advanced network in sports. A 200-gigabit internet connection powers the venues connectivity. And a one-of-a-kind app places a "remote control" into the fans hands, providing guests with access to the arena's enhanced network with real-time information, on-demand services, even the ability to provide feedback to adjust the arena's temperature in their section.

From the beginning of the project, the venue was designed to be "bigger than basketball." The arena has transformed Sacramento into a great American city on the rise and profoundly impacted the community. Over 4,000 permanent jobs were created and the venue sits in the center of an energized downtown with $4 billion invested into redefining the city. Golden 1 Center is home to $10 million in public-art including the only publicly-owned, permanently-displayed work by 21st Century icon Jeff Koons. In its first year of operation, the arena has changed the city's culture and entertainment calendar with Over 200 community event and world-class performers including Lady Gaga, Paul McCartney, Bruno Mars, Mana, Ed Sheeran, and Eric Church.

For all its innovations, it has earned the 2017 Sports Business Journal Facility of the Year award and over 20 other awards and accolades highlighting its beautiful design, technological advancements, environmental innovations, and premium accommodations.

DOWNTOWN COMMONS (DOCO)

Golden 1 Center sits at the center of Downtown Commons (DOCO) – Sacramento's emerging lifestyle and entertainment district. Developed by the Sacramento Kings, the $1 billion investment to enhance Sacramento's downtown features 1.8 million square feet of the region's best retail, dining, a boutique hotel and entertainment options. Public art sprinkles the 3 acre plaza which wraps the arena and extends through the lobby of the hotel.

The Sawyer, a one-of-one hotel managed by Kimpton, brings guests into the heart of the city's entertainment district. It overlooks Golden 1 Center, while embracing the region's affinity for nature and the outdoors through spaces that feature organic textures, natural patterns, and abundant open-air areas with views to the Sierras, the State Capitol and one of Sacramento's iconic bridges. Go no further than the third floor Bar & Lounge, perched above the plaza, to experience locally inspired food, craft cocktails + beer, and local wines. The hotel is now open and available for booking.

At the top of the hotel sit 45 luxury residences that have sparked a renaissance in Sacramento's real estate market. The Residences at the Sawyer are Sacramento's first fully-amenitized luxury condominiums featuring a private residents' lounge, outdoor pool and lounge, fitness center, 24-hour concierge, residential doorman, valet and à la carte hotel services.

Learn more at restaurants, retailers and upcoming events at DOCOSacramento.com.

For more information on Golden 1 Center visit: http://www.golden1center.com

GOLDEN 1 CENTER SEATING CHART

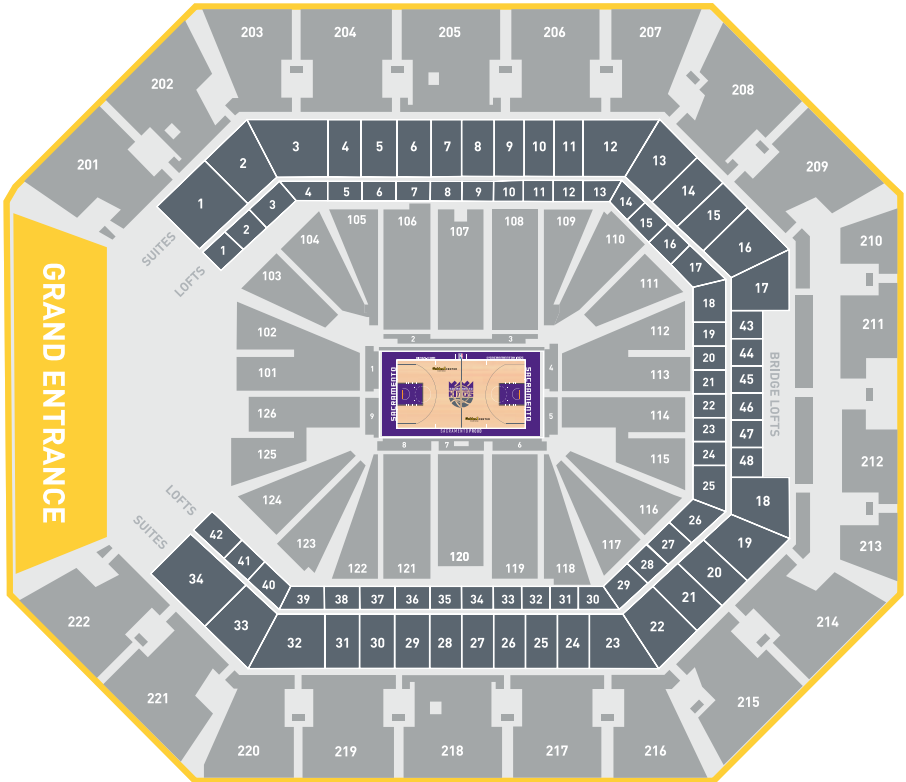

TICKET INFORMATION

Tickets for all Golden 1 Center events, including Kings games, can be purchased at the Golden 1 Center Box Office or any Ticketmaster outlet, or charged via phone 888-91-KINGS (54647) by calling any Ticketmaster outlet, or online at www.kings.com.

Golden 1 Center Office hours: Mon.-Fri., 10 a.m.-6 p.m.; Saturday, 10 a.m.-2 p.m.; Sunday, closed unless there is an event. Sunday event days will open 2 hours prior to doors opening.

MEDIA

SACRAMENTO KINGS MEDIA GUIDE

KINGS BROADCASTING

With 10 Emmy Awards and 18 Nominations, the Sacramento Kings Broadcast Team has elevated its television production to one of the highest levels in all of professional sports. For the 2017-18 season, NBC Sports California will televise 81 regular season games and one preseason contest. Flagship radio station KHTK Sports 1140 will brodcast a total of 88 Kings games - six preseason and 82 regular season games. Sacramento is scheduled to make 12 national television appearances (one on TNT, three on ESPN, eight on NBATV) in 2017-18.

NBC SPORTS CALIFORNIA:

NBC Sports California enters its 13th consecutive season with the Kings, broadcasting 81 of the team's 82 games during the 2017-18 regular season and one preseason contest. Mainstays Grant Napear and Jerry Reynolds will return to Kings TV as play-by-play and color analyst, respectively, while Kayte Christensen will handle sideline reporting duties.The Kings commitment to providing the best TV experience continues with all telecasts produced in High Definition (HD).

KHTK Sports 1140: Kings Radio Flagship

The region's 50,000-watt flagship radio station, KHTK, will once again broadcast all 88 Kings games in 2017-18. The "G-Man", Gary Gerould, enters his 33rd year (over 2,500 games) as the voice of the Kings.The "Kings Live" pregame show, packed full of interviews and features, rolls through your radio 30 minutes prior to tip. The "Kings Live" postgame show, powered by KHTK Sports calls and locker room reaction, takes you home for 30 minutes after the game. Jason Ross hosts the show.

GARY GEROULD
Radio Play-By-Play

Entering his 33rd season with the Kings and having called 2,520 Kings games, Gary Gerould has been the "Voice of the Kings" since the team's arrival in Sacramento in 1985 as the radio play-by-play announcer on the club's flagship station KHTK (1140 AM). Gerould is widely considered one of the best play-by-play announcers in all of sports broadcasting. He called game No. 2,500 on March 5th, 2017 versus Utah. His 2,000th Kings broadcast came on December 8, 2010, versus Washington. He is among the top five in longevity among NBA broadcasters.

Besides his work with the Kings, Gerould covered network TV motor sports for the last 37 years - 12 for the $50 million NHRA drag racing tour for ESPN Television and 25 covering the Indy car circuit as a pit reporter for world-wide events, including the Indy 500. His last broadcast was on November 15, 2015, on ESPN for the Auto Club NHRA Finals in Pomona. He has been a part of more than 1,800 nationally televised events, with the 1,500th coming at the U.S. Nationals in Indianapolis.

Prior to joining ABC, Gerould spent 11 years at NBC and was a member of the network's coverage team at the XXIV Olympic Games in Seoul. He also served as a regular NFL play-by-play announcer in addition to his motor sports duties. Additionally he was a member of the Turner Broadcast Network telecast of the 1990 Goodwill Games in Seattle.

Gerould's broadcasting career dates back to his high school days in Midland, Mich., as a play-by-play announcer for the local radio station. In 2000, he was inducted into the Midland Hall of Fame. A speech and physical education graduate of Anderson (Indiana) University, Gerould headed west to Chico, Calif., in 1963 where he became the news and sports director at KHSL Radio.

In 1965, he moved to Sacramento and joined the sports department at KCRA-TV, where he worked for 12 years. During that span he also was the play-by-play announcer for Sacramento State football and basketball. In 1977, he formed Gary Gerould Enterprises and since then has freelanced as a public relations consultant, commercial spokesman, and motor sports writer and broadcaster.

He and his wife, Marlene, have a daughter, Beth, and a son, Bob, who also enjoys a career in professional sports broadcasting.

KINGS BROADCASTING

GRANT NAPEAR
Television Play-By-Play

Grant Napear enters his 30th season announcing for the Kings, serving as the television play-by-play announcer for the Kings Broadcast Network. The 57-year-old Syosset, New York native has called Kings action as the team's play-by-play announcer from 1988-89 through 1993-94 and 1998-1999 to present, in addition to three campaigns (1995-96 - 1997-98) as the Kings' radio play-by-play announcer on KHTK (1140 AM).

He is the current daily host for the top-rated afternoon sports talk show in the Sacramento area, The Grant Napear Show with Doug Christie, on KHTK.

Prior to joining the Kings Broadcast Network talent team on a full-time basis, Napear served as the sports director at the then-Kings' flagship television station, Channel 31, for nine years (1987-95). Napear's play-by-play experience includes working with ESPN Radio, the National Hockey League's San Jose Sharks, the Sacramento Gold Miners (1992-94), a former member of the Canadian Football League, and most recently with the San Jose Sabercats of the Arena Football League. Napear was the television voice for the Oakland Raiders from 2003-07. He is currently a fill-in host for the nationally syndicated Jim Rome Show.

Napear began his professional career as a weekend sports anchor at WAND-TV in Decatur, Illinois. He spent his collegiate years (1977-81) as the play-by-play announcer for the football, basketball and hockey teams at his alma mater, Bowling Green University, while pursuing his degree in broadcast journalism. Napear hosts an annual golf tournament to benefit the Future Foundation which enables underprivlidged students to attend college. Napear and his wife, Starr, reside in El Dorado Hills and has two sons, Trent and Chase.

JERRY REYNOLDS
Television Color Analyst

Jerry Reynolds returns as a color analyst for the club's televised contests for the Kings Broadcast Network. The 2017-18 season marks his 33rd with the franchise, a tenure distinguished by a multitude of roles. In addition to serving as the Kings head coach for nearly four seasons (1987-90) and Kings director of player personnel from 1994-2013, Reynolds also acted as Sacramento Monarchs General Manager for six campaigns (1998-2003), leading the club to the league playoffs four times.

Reynolds was also a member of the USA Basketball Women's Senior National Team Committee for the 2001-04 quadrennium, where he helped select the coaching staff and players of the Olympic gold medal-winning USA Senior National Teams.

A native of French Lick, Indiana (where he is often referred to as the second most popular local, first being NBA Hall of Famer Larry Bird), Reynolds has a unique understanding of the interaction among players, coaches and the front office due in part to his experience gained through his varied roles with the Kings organization. He originally joined the club in 1985 as an assistant coach responsible for advance pro and college scouting.

On two occasions Reynolds served as the Kings' head coach following midseason changes. In 1987, he was named, on an interim basis, to replace former Head Coach Phil Johnson. The following year he took over for Bill Russell with 24 games remaining and stayed on as the club's head coach for the next two seasons. All told, Reynolds served as head coach of the Kings for a portion of four seasons (1987-1990). He also served as the director of player personnel for two seasons (1990-92) before accepting the role as the club's general manager (5/92-12/93). As the club's director of player personnel, he was responsible for keeping abreast of both the professional and collegiate talent pools available to the Kings, while also helping to oversee the club's scouting efforts.

An extremely popular figure with both the Sacramento community and the national media, Reynolds is an often-requested favorite on the public speaking circuit. A graduate of Oakland City University (Indiana) in 1966, he received his master's degree in physical education from Indiana State University in 1970.

Reynolds and his wife, Dodie, reside in Roseville and have a daughter, Danielle, a graduate of Santa Monica College and son, Jay, a 1992 graduate of Sacramento State University.

DID YOU KNOW ... Jerry Reynolds and Don Drysdale, who covered the Kings from 1985 to 1994 for the Sacramento Union, collaborated to write Reynolds Remembers, a 192-page book that covers the Kings through the eyes of Reynolds.

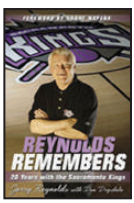

KINGS BROADCASTING

JASON ROSS
Radio Pre/Postgame/Halftime Host

Having served in a variety of capacities since 1994, Jason Ross returns for his 24th season with the Sacramento Kings Broadcast Team. Ross has worked as a pregame, halftime and postgame host for both the Sacramento Kings and Monarchs. Ross also serves as a gameday statistician and serves as the radio backup play-by-play voice of the Kings.

Ross, currently serves as the sports director for Sports 1140 KHTK, the flagship of the Sacramento Kings. He is the play-by-play voice of Sacramento State Hornets football and has held that position since 1997. He was also the play-by-play announcer for the San Francisco Demons during the only season of the XFL. He served as the pre-game and post-game host for the Oakland Raiders from 2010-2012.

A native of Southern California, Ross graduated from UC Davis in 1994 with a degree in rhetoric and communications. He resides in Sacramento with his wife, Alva, and their son, Jackson

KAYTE CHRISTENSEN
Basketball Analyst & Reporter

In her second stint as the team's TV sideline reporter and analyst, Kayte Christensen enters her fifth season with the Kings, after serving in a similar capacity from 2007-10.

During her previous Sacramento tenure, Christensen's duties included serving as a basketball analyst on the team's pre-, half- and postgame TV show, "House Party Live," and contributing to Kings Radio's weekly show, "Kings Talk."

In addition to her work with the Kings, Christensen is the co-host of The Drive on Sports 1140 KHTK weekdays from 6-9 a.m with Carmichael Dave and Nate Goodyear.

The former WNBA fan favorite's broadcast experience also includes work as a women's basketball color analyst for ESPN and ESPNU (2009-11), social media correspondent for the Phoenix Suns (2011-12) and social media engagement producer for AZ Central Sports (2012-13).

The California native earned Big West Conference Player of the Year and All-Big West First Team honors in 2001-02 at UC Santa Barbara, en route to being selected in the third round (40th overall) of the 2002 WNBA Draft by the Phoenix Mercury. Christensen holds career averages of 3.2 points (.464 FG%, .608 FT%), 2.6 rebounds and 0.6 steals in 143 contests (27 starts) during her six-year playing career with three teams (Mercury, Houston Comets and Chicago Sky). She is a two-time recipient of the WNBA Offseason Community Assist Award, securing the accolade in 2003 and 2004.

JERRY REYNOLDS AND GRANT NAPEAR - FINAL 2010-11 REGULAR SEASON GAME