

SAN ANTONIO SPURS
2017-2018
MEDIA
GUIDE



**SOME TEAMS DO THEIR BEST
WORK IN THE PAINT.**

**WE DO OURS
ON THE PAVEMENT.**



Valero is a proud partner of the San Antonio Spurs.



TABLE OF CONTENTS

Spurs Players	5-73	Spurs 2016-17 Regular Season Notes	106-07
2017-18 Roster	7	2016-17 NBA Standings	108
LaMarcus Aldridge	8-12	2016-17 NBA Honor Roll	109
Kyle Anderson	13-14	2016-17 NBA Regular Season Leaders	110
Davis Bertans	15	2016-17 NBA Team Statistics	111
Matt Costello	16	Spurs 2017 Playoff Stats	112
Bryn Forbes	17	Spurs 2017 Playoff High Games	113
Pau Gasol	18-24	Spurs 2017 Playoff Highs and Lows	114
Rudy Gay	25-28	2017 NBA Playoff Leaders	115
Manu Ginobili	29-37		
Danny Green	38-42	Spurs History	118-155
Darrun Hilliard	43	Spurs Won-Loss Record By Year	118
Joffrey Lauvergne	44-45	All-Time Spurs Coaches	118
Kawhi Leonard	46-51	Spurs All-Time Attendance	119
Patty Mills	52-55	Spurs All-Time Regular Season Leaders	120-21
Dejounte Murray	56-57	Spurs Leaders By Year	122-23
Tony Parker	58-67	Spurs Regular Season Top Games	124
Brandon Paul	68	Spurs Single Season Highs/Rookie Highs	125
Derrick White	69	Spurs NBA Honor Roll	126-28
Training Camp Invitees	70	Spurs Among League Leaders	129-31
International Players	71-73	Spurs All-Time Draft History	132-33
		Key Dates in Spurs History	134-36
Spurs Sports & Entertainment	76-98	Spurs All-Time Transactions	137-44
Spurs Ownership Group	76	Spurs All-Time Playoff Leaders	145-46
Julianna Hawn Holt	77	Spurs All-Time Playoff Results	147-155
Rick Pych	78		
Gregg Popovich	79	ABA History	157-168
Assistant Coaches	80-81		
R.C. Buford	82	Spurs Year-by-Year Recaps	169-249
Basketball Ops Front Office	82-85		
Spurs Basketball Staff	86-88	Former Spurs Statistics	250-295
Spurs Broadcasting	89		
Silver Dancers	90	Spurs Franchise Records	297-310
Coyote	91		
Spurs in the Community	92-94	The NBA	311-355
San Antonio Rampage	95	NBA Offices	312
Austin Spurs	96	NBA G League	313-15
San Antonio FC	97	All-Time NBA Leaders	316-17
AT&T Center	98	Active NBA Leaders	318-19
		All-Time NBA Playoff Leaders	320-21
2016-17 Season in Review	99-115	Active NBA Playoff Leaders	322-23
Spurs 2016-17 Regular Season Statistics	100	NBA Coaches Records	324
Spurs 2016-17 High Games	101	Spurs vs. NBA Teams	325-53
Spurs 2016-17 Game-by-Game	102	Spurs Media Outlets	354
Spurs 2016-17 Miscellaneous Statistics	103		
Spurs 2016-17 Individual Highs and Lows	104	Spurs Season Schedule	356-357
Spurs 2016-17 Team Highs and Lows	105		

The 2017-18 San Antonio Spurs media guide was written and edited by Kris Davis, Jordan Howenstine, Lauren Venticinque and Meredith Collier. Photography by Mark Sobhani and NBA Photos. A special thanks to Elias Sports Bureau for their assistance.

The information in this publication was compiled by the San Antonio Spurs and is provided as a courtesy to our fans and the media and may be used only for personal and editorial purposes. Any commercial use of this information is prohibited without the prior written consent of the San Antonio Spurs. All NBA and team insignia depicted in this guide are the property of NBA Properties, Inc. and the respective teams and may not be reproduced for commercial purposes without the prior written consent of NBA Properties, Inc.

© Copyright 2017 San Antonio Spurs.





SPURS PLAYERS



TAKE THE SPURS SHOW TO GO.

Stay connected to the Spurs
all season long with AT&T.



AT&T is a Proud Sponsor of
the San Antonio Spurs

MOBILIZING
YOUR
WORLD™



Coverage not available everywhere. Screen images simulated. ©2016 AT&T Intellectual Property. All rights reserved. AT&T, the Globe logo, and Mobilizing Your World are trademarks of AT&T Intellectual Property. All other marks are the property of their respective owners.

No.	Player	Pos.	Ht.	Wt.	DOB	Prior to NBA/Home Country	Yrs
12	LaMarcus Aldridge	F	6-11	260	07/19/85	Texas/USA	11
1	Kyle Anderson	G/F	6-9	230	09/20/93	UCLA/USA	3
42	Davis Bertans	F	6-10	210	11/12/92	Laboral Kutxa/Latvia	1
10	Matt Costello	F/C	6-10	240	08/05/93	Michigan State/USA	R
11	Bryn Forbes	G	6-3	190	07/23/93	Michigan State/USA	1
16	Pau Gasol	F/C	7-0	250	07/06/80	FC Barcelona/Spain	16
22	Rudy Gay	F	6-8	230	08/17/86	Connecticut/USA	11
20	Manu Ginobili	G	6-6	205	07/28/77	Kinder Bologna/Argentina	15
14	Danny Green	G/F	6-6	215	06/22/87	North Carolina/USA	8
24	Darrun Hilliard	G	6-6	220	04/13/93	Villanova/USA	2
77	Joffrey Lauvergne	F	6-11	260	09/30/91	Khimki/France	3
2	Kawhi Leonard	F	6-7	230	06/29/91	San Diego State/USA	6
8	Patty Mills	G	6-0	180	08/11/88	St. Mary's (CA)/Australia	8
5	Dejounte Murray	G	6-5	170	09/19/96	Washington/USA	1
9	Tony Parker	G	6-2	185	05/17/82	Paris Racing/France	16
3	Brandon Paul	G	6-4	200	04/30/91	Illinois/USA	R
4	Derrick White	G	6-4	190	07/02/94	Colorado/USA	R

Head Coach: Gregg Popovich (Air Force Academy)

Assistant Coaches: Ettore Messina (Italy) Chip Engelland (Duke)
 Ime Udoka (Portland State) Becky Hammon (Colorado State)
 James Borrego (University of San Diego) Will Hardy (Williams College)

Director of Medical Services: Phil Coles (University of Sydney)

Head Athletic Trainer: Will Sevensen (Wisconsin-La Crosse)

Athletic Trainer Assistant: Paul West (Linfield College)

Athletic Performance Coordinator: Anthony Falsone (Stephen F. Austin)

HOW THE SPURS ROSTER WAS BUILT

THE NBA DRAFT

Manu Ginobili	Second round pick in 1999 NBA Draft, 57th overall selection
Tony Parker	First round pick in 2001 NBA Draft, 28th overall selection
Kyle Anderson	First round pick in 2014 NBA Draft, 30th overall selection
Dejounte Murray	First round pick in 2016 NBA Draft, 29th overall selection
Derrick White	First round pick in 2017 NBA Draft, 29th overall selection

FREE AGENTS

Danny Green	Signed on 3/6/11	Rudy Gay	Signed on 7/6/17
Patty Mills	Signed on 3/27/12	Brandon Paul	Signed on 7/14/17
LaMarcus Aldridge	Signed on 7/9/15	Joffrey Lauvergne	Signed on 7/18/17
Pau Gasol	Signed on 7/14/16	Matt Costello	Signed on 7/24/17
Bryn Forbes	Signed on 7/14/16	Darrun Hilliard	Signed on 9/11/17

TRADES

Kawhi Leonard	Obtained draft rights to Kawhi Leonard, Davis Bertans and Erazem Lorbek from the Indiana Pacers for George Hill (6/23/11)
Davis Bertans	Obtained draft rights to Kawhi Leonard, Davis Bertans and Erazem Lorbek from the Indiana Pacers for George Hill (6/23/11)



LAMARCUS ALDRIDGE

HEIGHT 6-11 | WEIGHT 260 | SEASON 12th
BIRTHDATE 7/19/85 | BIRTHPLACE Dallas, TX
HIGH SCHOOL Seagoville (Dallas, TX)
COLLEGE Texas

FORWARD
12

SIGNED WITH THE SPURS ON 7/9/15

CAREER NOTES: Is in his 12th NBA season, his third with the Spurs ... spent his first nine seasons with the Portland Trail Blazers ... a four-time All-NBA performer, named to the Second Team in 2015 and the Third Team in 2011, 2014 and 2016 ... one of only four players in the league to be named to the All-NBA Team in each of the three seasons from 2014-16, along with LeBron James, Stephen Curry and Chris Paul ... selected an NBA All-Star in each of the five seasons from 2011-16 ... named to the NBA All-Rookie First Team in 2007 ... one of just three players (LeBron James, Dwyane Wade) to score 1,000 points or more in each of the last 10 seasons ... has been named Western Conference Player of the Month once and NBA Player of the Week on nine occasions ... in his NBA career has appeared in 794 games, averaging 19.1 points, 8.3 rebounds, 1.9 assists and 1.04 blocks in 34.9 minutes ... shooting .487 from the field and .802 from the foul line ... has seen action in 44 playoff games, averaging 22.1 points, 8.7 rebounds, 1.70 blocks and 1.5 assists in 34.7 minutes ... originally drafted by the Chicago Bulls with the 2nd overall pick in the 2006 NBA Draft, before being dealt to Portland on draft night ... played two seasons at the University of Texas at Austin (2004-06), where he was named to the All-Big 12 First Team and was Big 12 Defensive Player of the Year in 2006.

CAREER TRANSACTIONS: Selected by the Chicago Bulls in the first round (2nd overall pick) of the 2006 NBA Draft ... acquired by the Portland Trail Blazers from the Bulls with a future second-round draft pick for Viktor Khryapa and the draft rights to Tyrus Thomas (fourth pick overall) on June 28, 2006 ... signed by the Spurs (7/9/15).

2016-17: Started in each of his 72 appearances, averaging 17.3 points, 7.3 rebounds, 1.9 assists and 1.22 blocks in 32.4 minutes ... shot .477 from the field, .411 from three-point range and .812 from the free throw line ... scored in double figures 67 times, including 20 games with 20-plus points ... logged a team-best 18 double-doubles ... recorded the most total blocks on the team with 88 on the season ... led the team in rebounds 22 times and in scoring 13 times ... scored his 15,000th career point on 3/23 vs. Memphis ... notched a double-double of 18 points and 10 rebounds along with 2 assists, 2 blocks and 1 steal on 3/4 vs. Minnesota ... tallied a double-double of 21 points (10-19 FG) and 15 rebounds along with 3 blocks on 3/3 at New Orleans ... posted his fourth consecutive double-double and 12th of the season when he registered 15 points and 10 rebounds on 2/12 at New York ... tallied a double-double with 15 points (5-10 FG, 5-6 FT) and 10 rebounds on 2/8 at Philadelphia ... recorded a double-double of 13 points and 10 rebounds on 2/6 at Memphis ... logged a double-double of 14 points and 14 rebounds on 1/27 at New Orleans ... led the team in scoring and rebounding as he recorded 21 points (6-14 FG, 9-11 FT), 7 rebounds, 2 assists and a steal on 1/24 at Toronto ... notched a double-double of 16 points (7-14 FG, 2-4 FT) and a game-high 12 rebounds along with 6 assists on 1/21 at Cleveland ... logged 29 points (12-20 FG, 5-6 FT), 4 rebounds, 3 assists and 2 blocks on 1/17 vs. Minnesota ... registered his seventh double-double of the season with 15 points (5-9 FG, 5-6 FT) and 11 rebounds on 1/7 vs. Charlotte ... led San Antonio with a game-high 28 points (11-18 FG, 1-1 3FG, 5-6 FT) on 1/5 at Denver ... tallied his sixth double-double of the season with 27 points (12-17 FG, 1-1 3FG, 5-6 FT) and a game-high-tying 13 rebounds along with 3 blocks and 2 assists on 1/1 at Atlanta ... was in double figures in 27 of 30 games on the season ... logged 27 points (10-12 FG, 7-9 FT), 8 rebounds and 2 assists on 12/28 vs. Phoenix ... recorded 20 of his season-high 33 points (15-20 FG, 3-6 FT) in the first quarter and started the game by going 11-for-11 from the floor on 12/25 vs. Chicago ... on 12/23 at Portland, registered a double-double of 18 points (7-18 FG, 4-4 FT) and a game-high 14 rebounds along with a team-leading 6 assists and 3 steals ... scored a team-

high 24 points (9-17 FG, 1-3 3FG, 5-6 FT) along with 7 rebounds and a steal in 33 minutes on 11/26 at Washington ... led the team in scoring with 23 points (10-14 FG, 1-1 3FG, 2-2 FT), 6 rebounds, 3 blocked shots, 2 assists and 2 steals in 36 minutes on 11/18 at L.A. Lakers ... scored 21 points (8-16 FG, 1-1 3FG, 4-4 FT), 6 rebounds, 2 assists, 2 steals and 2 blocks on 11/16 at Sacramento ... tallied his third double-double of the season on 11/12 at Houston by scoring 16 points and 10 rebounds with 2 assists and 3 blocks ... logged a second double-double on 11/11 vs. Detroit with 14 points and 12 rebounds ... recorded his 14,000th career point and was perfect from long range, hitting a career high of three three-pointers on 11/5 vs. L.A. Clippers ... tallied a double-double during the season opener at Golden State on 10/25 with 26 points (10-20 FG, 1-1 3FG, 5-6 FT) and a team-high 14 rebounds along with 3 assists ... logged one DNP-CD (11/21) ... sat out four games due to rest (10/30, 12/14, 3/8) ... missed one game with gastroenteritis (1/10) ... sat out one game with a sore right knee (2/2) ... missed two games, medical (3/11-3/13) ... missed one game with a left thumb sprain (4/2) ... started in all 16 playoff games, averaging 16.5 points, 7.4 rebounds, 1.5 assists and 1.00 blocks in 33.6 minutes ... shot .458 from the field and .764 from the free throw line ... led the team with his 28 points, 8 rebounds, 3 assists and 3 steals on 5/14 at Golden State ... finished with a game-leading 34 points (16-26 FG, 2-2 FT) and a team-best 12 rebounds on 5/11 at Houston ... posted a double-double of 18 points and 14 rebounds on 5/9 vs. Houston ... logged 26 points (12-20 FG, 2-3 FT), 7 rebounds, 4 blocks and 2 assists on 5/5 at Houston ... registered 15 points, 8 rebounds and 2 blocks on 5/3 vs. Houston ... tallied a double-double of 17 points and 12 rebounds on 4/27 at Memphis ... posted a double-double of 16 points (5-8 FG, 6-10 FT) on 4/20 at Memphis.

2015-16: Started all 74 games he appeared in, averaging 18.0 points, a team-high 8.5 rebounds, 1.5 assists and 1.09 blocks in 30.6 minutes ... shot .513 (536-1,045) from the field and a career-best .858 (259-302) from the foul line ... ranked 17th in the NBA in field goal percentage ... scoring averaged increased each month of the season from 15.9 ppg in November to 22.6 ppg in March ... scored in double figures 64 times, including 31 games with 20-or-more and four games with at least 30 points ... posted a team-best 26 double-doubles ... led the team in rebounding 35 times, in scoring on 24 occasions and blocks 25 times ... named to his fifth straight All-Star Game, one of just eight active players to have been selected to five straight All-Star Games and one of five to have played in the past five All-Star games (2012-16) ... named the NBA's Western Conference Player of the Week for games played Feb. 1-7 ... grabbed the 6,000th rebound of his career vs. Memphis on 3/25 ... one of just three players (LeBron James, Dwyane Wade) to score 1,000 points or more in each of the last nine seasons ... posted a season-high 36 points (12-20 FG, 12-12 FT) to go along with 6 rebounds and a team-high 3 blocks in 34 minutes vs. New Orleans on 2/3 ... his 36 points were the most by a Spurs player since Tony Parker posted 37 points vs. Oklahoma City on 1/22/14 ... posted 32 points (12-16 FG, 8-9 FT), 12 rebounds and 3 blocks in 33 minutes vs. Memphis on 3/25 ... followed that up with a game-high 31 points (11-16 FG, 9-11 FT) and 13 rebounds with 3 assists and 2 blocks in 31 minutes at Memphis on 3/28 ... netted 31 points (12-18 FG, 7-7 FT) and a game-high 15 rebounds in 38 minutes vs. Toronto on 4/2 ... totalled a game-high 29 points (11-13 FG, 7-8 FT) to go along with 7 rebounds, 4 assists and 4 blocks in 29 minutes at Minnesota on 3/8 ... produced 26 points and a game-high 16 rebounds in 33 minutes at Houston on 2/27 ... netted a team-high 17 points and season-high 19 rebounds with 2 assists in 34 minutes vs. Philadelphia on 11/14 ... totalled a game-high 26 points (11-25 FG, 4-4 FT) to go along with 13 rebounds in 37 minutes vs. Golden State on 3/19 ... missed two games with a mild sprain-left ankle (11/21-23) ... missed one game with back spasms (1/22) ... missed one game with a migraine headache (3/5) ... sat out four games due to rest (1/6, 3/26, 4/8, 4/13) ... started all 10 playoff games, averaging 21.9 points, 8.3 rebounds, 1.40 blocks and 1.0 assists in 33.7 minutes ... shot .521 (88-169) from the field and .891 (41-46) from the foul line ... posted three double-doubles ... became the first Spurs player to score 20-or-more points in the first five games of a playoff series (WC Semifinals vs. OKC) since Tim Duncan scored 20-plus in all six games of the 2007 WC Semifinals vs. Phoenix ... scored 79 points through the opening two games, which ranks as the second most points in Games 1 & 2 of a playoff series in Spurs history behind only George Gervin who had 81 points in two opening games vs. Washington in the 1978 NBA Eastern Conference Semifinals ... shot .750 (33-44) from the floor, a perfect 2-of-2 from beyond the arc and 11-of-11 from the foul line in the first two games vs. Oklahoma City ... produced the most points by a Spurs player in a playoff game since Tony Parker (43 in the Western Conference First Round against Dallas on 4/25/09) when he scored a game-high 41 points (15-21 FG, 1-1 3FG, 10-10 FT) to go along with 8 rebounds, 3 assists and 2 blocks in 43 minutes vs. Oklahoma City in Game 2 on 5/2 ... recorded 38 points (18-23 FG, 1-1 3FG, 1-1 FT) in 29:32 vs. Oklahoma City in Game 1 on 4/30, which ranks as the most points in 30-or-fewer minutes played in a playoff game in the shot-clock era.

2014-15: Finished the regular season averaging a career-high 23.4 points (46.6% FG, 35.2% 3-PT, 84.5% FT) along with 10.2 rebounds and 1.7 assists in 35.4 minutes over 71 games (all starts) ... finished seventh in the NBA in scoring and tied for eighth in rebounding ... averaged a double-double for the second consecutive season ... became the first Trail Blazer to ever lead the league in field goals made (659) ... two-time Western Conference Player of the Week (12/7, 12/22) ... became the first Trail Blazer to start in an All-Star Game since Clyde Drexler in 1994 (Fourth overall selection) ... Surpassed Clyde Drexler (5,339) for most rebounds in franchise history on 3/20 at Orlando ... became the third player in franchise history with 5,000+ rebounds (Drexler-5,339, Kersey-5,078) ... attained his 220th career double-double on 2/5 against Phoenix, placing him ahead of Sidney Wicks (219) for first all-time in franchise history ... scored a season-high 39 points (16-30 FG) against Denver on 12/2 and notched 38 points at Cleveland (13-23 FG) on 1/28 ... finished with 20+ points and 10+ rebounds in 31 games this season (third in NBA) ... had 14+ rebounds in four consecutive games (12/13-12/19) ... scored a career-high 21 points in the first quarter against Chicago on 12/19 and tied a franchise record for most FG made in a quarter (10-of-12) ... scored a season-high 39 points (16-30 FG) against Denver on 12/2 ... appeared in five playoff games, averaging 21.8 points, 11.2 rebounds, 1.8 assists and 2.40 blocks in 41.6 minutes ... posted 32 points, 14 rebounds and 4 blocks in 42 minutes at Memphis on 4/19.

2013-14: Finished the regular season averaging career highs with 23.2 points and 11.1 rebounds, along with 2.6 assists, 0.91 steals, 0.99 blocks and 36.2 minutes in 69 games (all starts) ... ranked eighth in the NBA in scoring and seventh in the league in rebounding ... shot 45.8 percent from the floor and a career-best 82.2 percent from the free throw line ... one of three players in the NBA to rank in the top 10 in both scoring and rebounding (Kevin Love, DeMarcus Cousins) ... joined Sidney Wicks as the only other Trail Blazer player to average 23 points and 11 rebounds in a season ... just the fourth Trail Blazer in team history to rank in the top 10 in the NBA in scoring in multiple seasons (Geoff Petrie, Kiki Vandeweghe, Clyde Drexler) ... established a new career high with 40 double-doubles (10th in the NBA) ... selected to his third NBA All-Star Game, the fifth Portland player to be named to at least three All-Star teams (C. Drexler, M. Lucas, B. Roy, S. Wicks) ... led the league in games of 20-plus points and 20-plus rebounds (3) and ranked second in the NBA with 12 games of at least 25 points and 15 rebounds ... named the Western Conference Player of the Week three times (11/18-11/24, 12/2-12/8, 12/9-12/15), one of three Western Conference players to earn the honor at least three times during the season (K. Durant, B. Griffin) ... scored 20-plus points in 11 consecutive games from 1/4-1/25, a career best ... scored a career-high 44 points (15-29 FG) to go along with 13 rebounds and five assists against Denver on 1/23, becoming the first Trail Blazer to record at least 44 points and 13 rebounds since Maurice Lucas on 1/12/79 (46 points, 17 rebounds) ... grabbed a career-best 25 rebounds vs. Houston on 12/12, adding 31 points ... scored 31 points and notched 15 rebounds, six assists and two blocks at the L.A. Lakers on 4/1 ... finished with 38 points (17-28 FG), 13 rebounds and five assists against Oklahoma City on 12/4 ... led the team in scoring 40 times, rebounding on 38 occasions and twice in assists ... posted team highs of 26.2 points (45.2% FG, 80.0% FT) and 10.6 rebounds to go with 1.5 assists, 1.64 blocked shots and 40.1 minutes in 11 games vs. Houston and San Antonio ... scoring and rebounding averages rank in the top-10 in Trail Blazers playoff history ... tallied eight games with 20-plus points, the most by a Trail Blazer in the postseason since 1992 ... became the first Trail Blazer with four straight double-doubles in the playoffs since Clyde Drexler (6, 1992) ... his scoring average of 29.8 points in the First Round against the Rockets is the second-highest by a Trail Blazer in any playoff series (Clyde Drexler - 31.4, 1992 vs. Phoenix) ... in Games 1 and 2 in Houston, Aldridge became the first NBA player with consecutive playoff games of 43 points or more since Tracy McGrady (April 20-23, 2003) ... Aldridge recorded two of the franchise's three highest scoring playoff games (46 points, April 20, 2014; 43 points, April 23, 2014) in Games 1 and 2 at Houston.

2012-13: Notched averages of 21.1 points (ninth in NBA), 9.1 rebounds, 2.6 assists, 0.84 steals, 1.23 blocks and 37.7 minutes in 74 games (all starts) ... shot 48.4 percent from the field and 81.0 percent from the free throw line ... only NBA player to average 21.0 points and 9.0 rebounds per game ... ranked 16th in the NBA in rebounds per game and 23rd in blocks per contest ... selected to his second consecutive NBA All-Star Game ... named NBA Western Conference Player of the Week for the week of 3/11-3/17 ... recorded 38 double-doubles ... led the NBA with 16 games of 25 points and 10 rebounds and with eight games of at least 30 points and 10 boards ... led the team in scoring 29 times, in rebounds 31 times and in assists on six different occasions ... tallied a double-double in seven straight games from 1/27-2/8, tied for his longest double-double streak of his career ... made the game-winning shot as time expired against Dallas on 1/29, a 106-104 victory ... finished with 30 points (12-23 FG) and 21 rebounds against Golden State on 4/17 ... scored a season-high 33 points 1/13 vs. Oklahoma City.

2011-12: Posted averages of 21.7 points (seventh in NBA), 8.0 rebounds, 36.3 minutes (all team highs), 0.93 steals, 0.82 blocks, and 2.4 assists in 55 games (all starts) ... earned his first career NBA All-Star Game selection ... became the first Trail Blazer to finish in the NBA's top seven in scoring since Clyde Drexler placed fourth in 1991-92 ... only the sixth Trail Blazer to finish in the top 10 in scoring in a season (Geoff Petrie, Sidney Wicks, Kiki Vandeweghe, Clyde Drexler, Brandon Roy) ... was one of three players in the NBA to average at least 21.7 points per game and shoot at least 50 percent from the field (LeBron James and Kevin Durant were the other two) ... became the first player in team history to record 33 points and 23 rebounds in the same game 1/20 at Toronto ... missed the last eight games of the season with a hip ailment ... underwent successful surgery on right hip on 4/12.

2010-11: Averaged a team-high 21.8 points (50.0% FG, 79.1% FT) to go with 8.8 rebounds, 2.1 assists, 1.01 steals, 1.16 blocks and 39.6 minutes in 81 games (all starts) ... one of three NBA players to rank in the top 15 in points (14th) and rebounds (14th) ... finished third in the NBA in minutes per game (39.6) ... named to the All-NBA Third Team ... his 36 double-doubles led the team ... named Western Conference Player of the Month for February, becoming the third Trail Blazer ever to win the award (Clyde Drexler, 1991 and Kelvin Ransey, 1981) ... joined Clyde Drexler and Brandon Roy as the only Trail Blazers to win Western Conference Player of the Week twice in one season (1/17-1/23, 2/7-2/13) ... became the first Trail Blazer to record three straight games of 36 points or more (42 points, 2/7 vs. Chicago, 37 points, 2/11 at Toronto and 36 points, 2/13 at Detroit) ... scored a career-high 42 points and tied a career high with 12 free throws vs. Chicago on 2/7 ... netted 40 points and a career-high 16 field goals, adding 11 rebounds 2/1 vs. San Antonio ... became the first Trail Blazer to score at least 25 points and grab 10 rebounds in five straight games (1/2-1/9) ... led the team with 20.8 points to go with 7.5 rebounds, 1.3 assists, 1.33 steals and 1.67 blocks in 43.0 minutes vs. Dallas ... netted 20 points or more in four games ... led the team in scoring twice and rebounding twice.

2009-10: Averaged 17.9 points (49.5% FG, 75.7% FT), 8.0 rebounds, 2.1 assists, 0.86 steals and 37.5 minutes in 78 games (all starts) ... averaged a team-best 19.7 points in last 44 games ... led team with 24 double-doubles ... netted a season-best 32 points on 15 field goals (of 23) 2/26 at Chicago ... scored 15-plus points 18 straight games Jan. 18-Feb. 23 ... led team in scoring (19.0 points), steals (1.17, tied), blocks (1.83), minutes (38.2), and ranked second in rebounds (6.0) in six games (all starts) against Phoenix ... posted a playoff career-high 31 points (11-19 FG, 9-12 FT) to go with 11 rebounds 4/24 vs. Phoenix, becoming the first Trail Blazer to tally at least 30 points, 10 rebounds and shoot 50 percent from the field in a playoff game since Kevin Duckworth on May 12, 1991.

2008-09: Averaged 18.1 points (48.4% FG, 78.1% FT) to go with 7.5 rebounds, 1.9 assists, 0.95 steals, 0.95 blocked shots and 37.1 minutes in 81 games (all starts) ... ranked first on the team and tied for eighth among league qualifiers with 2.9 offensive rebounds per game ... started all six of Portland's playoff games, averaging 19.5 points (49.0% FG), a team-best 7.5 rebounds, 1.67 blocks and 39.5 minutes vs. Houston ... netted 20-plus points in three games.

2007-08: Posted averages of 17.8 points, 7.6 rebounds, 1.6 assists and 34.9 minutes in 76 games (all starts) ... led the team and all NBA sophomores with 19 double-doubles ... ranked 26th in the NBA in blocked shots with a team-best 1.24 per game ... finished 29th in the NBA in rebounds and No. 1 among sophomores at 7.6 per game ... started in the T-Mobile Rookie Challenge at All-Star Weekend in New Orleans, where he led the Sophomores with 18 points (9-17 FG) and a team-high nine rebounds (six offensive).

2006-07: Averaged 9.0 points, 5.0 rebounds and 1.16 blocks in 22.1 minutes ... shot 50.3 percent from the floor ... appeared in 63 games (22 starts) ... named to T-Mobile NBA All-Rookie First Team ... tied for second on the team and placed third among NBA rookies with six double-doubles ... ranked first among NBA rookies in blocks per game, fourth in rebounds, seventh in scoring, fourth in field goal percentage and eighth in minutes ... logged three consecutive double-doubles from 3/13-3/16, marking the first time that had been accomplished by a Trail Blazers rookie since Arvydas Sabonis tallied six straight in 1995-96 ... sat out the first five games of the season recovering from surgery on his right shoulder, performed on Aug. 23, 2006 ... missed the last nine games of the season with what was diagnosed as Wolf-Parkinson-White Syndrome; underwent a successful procedure on 4/9.

LaMARCUS ALDRIDGE

COLLEGE NOTES: Played two years at the University of Texas, averaging 12.4 points and 7.5 rebounds in 53 games ... named the 2006 Big 12 Conference Defensive Player of the Year as a sophomore ... earned a spot on both the All-Big 12 First Team and Big 12 All-Defensive Team during the same season ... helped Texas to a 30-7 record and a trip to the NCAA Elite Eight in his second and final season in Austin (2005-06).

NBA REGULAR SEASON STATISTICS

Year	TEAM	G	MINS	FGM-FGA	PCT	FTM-FTA	FT%	FG3-FG3A	PCT	OFF-DEF	TOT	R/G	AST	A/G	PF	DQ	STL	BLK	PTS	AVG
06-07	POR	63	1392	241-479	.503	83-115	.722	0-2	.000	144-168	312	5.0	24	0.4	186	3	22	73	565	9.0
07-08	POR	76	2649	561-1160	.484	227-298	.762	1-7	.143	220-358	578	7.6	122	1.6	240	7	55	94	1350	17.8
08-09	POR	81	3004	601-1243	.484	261-334	.781	7-28	.250	234-371	605	7.5	157	1.9	207	4	77	77	1470	18.1
09-10	POR	78	2922	579-1169	.495	230-304	.757	5-16	.313	192-435	627	8.0	160	2.1	231	2	67	48	1393	17.9
10-11	POR	81	3211	707-1415	.500	351-444	.791	4-23	.174	278-431	709	8.8	170	2.1	220	3	82	94	1769	21.8
11-12	POR	55	1994	483-943	.512	223-274	.814	2-11	.182	150-292	442	8.0	134	2.4	153	1	51	45	1191	21.7
12-13	POR	74	2790	638-1318	.484	282-348	.810	2-14	.143	175-495	670	9.1	192	2.6	187	1	62	91	1560	21.1
13-14	POR	69	2498	652-1243	.458	296-360	.822	3-15	.200	166-599	765	11.1	178	2.6	147	1	63	68	1603	23.2
14-15	POR	71	2512	659-1415	.466	306-362	.845	37-105	.352	177-549	726	10.2	124	1.7	125	0	48	68	1661	23.4
15-16	SA	74	2261	536-1045	.513	259-302	.858	0-16	.000	176-456	632	8.5	110	1.5	151	0	38	81	1331	18.0
16-17	SA	72	2335	500-1049	.477	220-271	.812	23-56	.411	172-351	523	7.3	139	1.9	158	0	46	88	1243	17.3
TOTALS			794	27568	6157-12695	.486	2738-3412	.802	84-293	.287	2084-4505-6589	8.3	1510	1.9	2005	22	611	827	15136	19.1

NBA PLAYOFF STATISTICS

Year	TEAM	G	MINS	FGM-FGA	PCT	FTM-FTA	FT%	FG3-FG3A	PCT	OFF-DEF	TOT	R/G	AST	A/G	PF	DQ	STL	BLK	PTS	AVG
08-09	POR	6	237	51-104	.490	14-20	.700	1-4	.250	9-36	45	7.5	8	1.3	16	0	3	10	117	19.5
09-10	POR	6	229	40-93	.430	33-44	.750	1-2	.500	10-26	36	6.0	13	2.2	16	0	7	11	114	19.0
10-11	POR	6	258	53-115	.461	19-24	.792	0-0	---	16-29	45	7.5	8	1.3	19	0	8	10	125	20.8
13-14	POR	11	441	113-250	.452	60-75	.800	2-3	.667	30-87	117	10.6	16	1.5	40	1	7	18	288	26.2
14-15	POR	5	208	37-112	.330	32-36	.889	3-11	.273	21-35	56	11.2	9	1.8	16	1	2	12	109	21.8
15-16	SA	10	337	88-169	.521	41-46	.891	2-2	1.00	22-61	83	8.3	10	1.0	18	0	4	14	219	21.9
16-17	SA	16	537	110-240	.458	42-55	.764	2-14	.143	43-76	119	7.4	24	1.5	41	0	10	16	264	16.5
TOTALS			60	2247	492-1083	.454	241-300	.803	11-36	.306	151-350-501	8.4	88	1.5	166	2	41	91	1236	20.6

NBA ALL-STAR STATISTICS

Year	TEAM	G	MINS	FGM-FGA	PCT	FTM-FTA	FT%	FG3-FG3A	PCT	OFF-DEF	TOT	R/G	AST	A/G	PF	DQ	STL	BLK	PTS	AVG
11-12	POR	1	10	2-5	.400	0-0	---	0-0	---	0-1-1	1.0	1.0	1	1.0	0	0	0	0	4	4.0
12-13	POR	1	11	0-2	.000	0-0	---	0-0	---	0-4-4	4.0	4.0	1	1.0	0	0	0	2	0	0.0
13-14	POR	1	13	2-9	.222	0-0	---	0-0	---	3-2-5	5.0	5.0	0	0.0	0	0	0	0	4	4.0
14-15	POR	1	18	7-11	.636	0-0	---	4-4	1.00	1-1-2	2.0	2.0	0	0.0	0	0	0	0	18	18.0
15-16	SA	1	14	2-8	.250	0-0	---	0-1	.000	1-3-4	4.0	4.0	1	1.0	0	0	1	0	4	4.0
TOTALS			5	67	13-35	.371	0-0	---	4-5	.800	5-11-16	3.2	3	0.6	0	0	1	2	30	6.0

CAREER HIGHS

	REGULAR SEASON HIGHS	PLAYOFF HIGHS
MINUTES	54, vs. LA Clippers, 12/12/08	47, vs. Dallas, 4/23/11
POINTS	44, vs. Denver, 1/21/14	46, at Houston, 4/20/14
REBOUNDS	25, vs. Houston, 12/12/13	18, at Houston, 4/20/14
ASSISTS	8, vs. Atlanta, 11/12/12	5, vs. Memphis, 4/25/15
STEALS	5, at San Antonio, 12/19/14	4, vs. Dallas, 4/23/11
BLOCKS	7, at Denver, 12/28/10	5 (2), vs. Phoenix, 4/29/10

KYLE ANDERSON

HEIGHT 6-9 | WEIGHT 230 | SEASON Fourth
BIRTHDATE 9/20/93 | BIRTHPLACE New York City, NY
HIGH SCHOOL St. Anthony (Jersey City, NJ) | COLLEGE UCLA



SELECTED BY SAN ANTONIO IN THE FIRST ROUND
OF THE 2014 NBA DRAFT, 30TH OVERALL PICK

GUARD/
FORWARD

1

CAREER NOTES: Is in his fourth NBA season, all with the Silver and Black ... was selected by the Spurs with the 30th overall pick in the 2014 NBA Draft ... has appeared in 183 NBA games, averaging 3.7 points, 2.9 rebounds and 1.3 assists in 14.3 minutes ... has seen action in 25 playoff games, averaging 4.2 points, 2.8 rebounds and 1.3 assists in 13.0 minutes ... spent part of the 2014-15 season with the Austin Spurs, San Antonio's NBA D-League affiliate ... averaged 22.8 points, 8.8 rebounds and 4.7 assists for the Austin Spurs in the month of February en route to being named the NBA Development League Player of the Month ... in 26 total games with Austin, averaged 21.3 points, 8.7 rebounds, 4.8 assists, 1.96 steals and 1.46 blocks in 40.1 minutes while shooting .447 from the floor ... played on the Spurs Summer League in three summers from 2014-16 ... named the MVP of the 2015 Las Vegas Summer League after averaging 21.0 points, 6.0 rebounds, 1.9 assists and 1.10 steals in 27.3 minutes over seven games, helping the Spurs win the 2015 Las Vegas Summer League Championship.

2016-17: Started in 14 of his 72 appearances, averaging 3.4 points, 2.9 rebounds and 1.3 assists in 14.2 minutes ... shot .445 from the field, .375 from three-point range and .789 from the free throw stripe ... scored in double figures four times ... led the team in steals 11 times and in blocks seven times ... tallied eight games with at least 3 steals ... registered 9 points (4-10 FG), 10 rebounds, 4 assists, 3 steals and 2 blocks on 4/7 at Dallas ... tallied 13 points (5-7 FG, 1-2 3FG, 2-2 FT), 8 rebounds and a season-best 6 assists on 3/11 vs. Golden State ... posted 9 points (4-8 FG, 1-2 3FG), 4 rebounds, 4 assists and 2 steals in 24 minutes on 3/8 vs. Sacramento ... logged 8 points (3-6 FG, 1-3 3FG, 1-1 FT) and 6 rebounds on 2/15 at Orlando ... recorded a season-high 14 points (6-10 FG, 1-1 3FG, 1-2 FT) along with 3 rebounds, 3 assists and 2 blocks on 1/23 at Brooklyn ... tallied 8 points (4-5 FG), 7 rebounds, a game and career-high-tying 5 steals on 12/22 at L.A. Clippers ... finished with 11 points (2-4 FG, 1-2 3FG, 6-6 FT), 6 rebounds and 4 assists in 21 minutes on 12/6 at Minnesota ... tallied 8 points (3-6 FG, 1-2 3FG, 1-2 FT), 6 rebounds and 3 assists on 11/11 vs. Detroit ... recorded 5 points (2-3 FG, 1-1 3FG) along with a rebound and an assist at Miami on 10/30 ... registered 5 points and 7 rebounds vs. New Orleans on 10/26 ... pulled down a team-high 8 rebounds at Sacramento on 10/27 ... sat out nine games DNP-CD (11/12, 11/25, 12/2, 12/20, 1/10, 3/1-3/3, 3/6, 3/23) ... missed one game with a right knee sprain (3/9) ... appeared in 15 playoff games with one start, averaging 5.5 points, 3.1 rebounds and 1.7 assists in 13.0 minutes ... shot .563 from the field, .300 from long range and .727 from the charity stripe ... finished with a new playoff career-high 20 points (8-14 FG, 1-2 3FG, 3-4 FT), 6 rebounds, 2 assists and 4 steals on 5/22 vs. Golden State ... logged 6 points (3-3 FG) and postseason career bests with 9 rebounds and 5 assists on 5/20 vs. Golden State ... tallied 7 points (3-7 FG, 1-3 3FG), 6 rebounds and 3 assists on 5/11 at Houston ... tallied 9 points (3-5 FG, 3-4 FT), 2 rebounds and 2 steals on 5/1 vs. Houston ... registered 15 points (6-7 FG, 1-1 3FG, 2-3 FT), 3 assists and 2 rebounds on 4/20 at Memphis ... sat out one game DNP-CD (4/27).

2015-16: Appeared in 78 games including 11 starts, averaging 4.5 points, 3.1 rebounds and 1.6 assists in 16.0 minutes while shooting .468 (138-295) from the field, .324 (12-37) from three-point range and .747 (62-83) from the foul line ... scored in double figures 10 times ... led the team in steals 14 times and blocks 11 times ... tallied two-or-more steals in 15 games and grabbed five-or-more rebounds 18 times ... registered his first career double-double with a career-best 15 points and a career high 5 steals, plus 10 rebounds and 4 assists in 30 minutes at Dallas on 4/13 ... pulled down a career-best 11 rebounds

KYLE ANDERSON

to go along with 8 points and 3 assists in 20 minutes at Golden State on 4/7 ... recorded 14 points (7-14 FG) to go along with 3 rebounds, 3 assists and a team-high 2 steals in 29 minutes at LA Lakers on 2/19 ... tallied 14 points (7-8 FG), 8 rebounds, 3 assists and 2 steals in 29 minutes at Sacramento on 2/24 ... finished with a career-high 7 assists and 4 steals to go along with 13 points (4-6 FG, 1-2 3FG, 4-4 FT) and 3 rebounds in 36 minutes at Memphis on 3/28 ... started his first contest of the season vs. Philadelphia on 11/14, registering 10 points (4-9 FG, 2-2 3FG), 7 rebounds, 3 assists and 3 steals in 31 minutes ... tallied 10 points (5-6 FG), 5 rebounds and 3 assists in 20 minutes at Minnesota on 12/23 ... registered 13 points (6-9 FG), 3 rebounds and 2 assists in 19 minutes vs. Utah on 1/6 ... posted 9 points (3-5 FG, 1-1 3FG, 2-2 FT), 4 rebounds and 3 assists in 25 minutes at Phoenix on 1/21 ... netted 10 points, 3 rebounds and 3 assists in 18 minutes at Cleveland on 1/30 ... posted 11 points, 3 rebounds and 3 assists in 23 minutes at Houston on 2/27 ... netted 8 points (4-5 FG), 6 rebounds, a team-high 3 steals and 2 assists in 21 minutes at Minnesota on 3/8 ... registered three DNP-CDs ... missed the 2/9 at Miami game due to illness. Saw action in all 10 playoff games ... averaged 2.3 points and 2.4 rebounds in 12.9 minutes ... pulled down a team and postseason career-high tying 7 rebounds in 23 minutes in Game 1 vs. Oklahoma City on 4/30 ... finished with a postseason career-best 6 points in 15 minutes in Game 6 at Oklahoma City on 5/12.

2014-15: Appeared in 32 games, including two starts, averaging 2.3 points and 2.3 rebounds in 11.2 minutes ... shot .348 (31-89) from the field and .643 (9-14) from the charity stripe ... scored in double figures twice ... led team in steals four times and blocks on three occasions ... made his NBA debut at Houston on 11/6, posting 4 points, 8 rebounds, 4 assists and 2 steals in 31 minutes ... made his first NBA start and scored 9 points (4-5 FG, 1-2 3FG) to go along with 5 rebounds, 3 assists and 2 steals in 23 minutes vs. New York on 12/10 ... scored a career-high 15 points to go along with 5 rebounds in 20 minutes at Portland on 12/15 ... recorded 11 points (4-8 FG, 1-1 3FG), 8 rebounds and 2 steals in 31 minutes at Dallas on 12/20 ... missed the game vs. Detroit on 1/6 with a sprained right ankle ... assigned to the Austin Spurs of the NBA D-League on six different occasions ... averaged 22.8 points, 8.8 rebounds and 4.7 assists for the Austin Spurs in the month of February en route to being named the NBA Development League Player of the Month ... in 26 total games with Austin, averaged 21.3 points, 8.7 rebounds, 4.8 assists, 1.96 steals and 1.46 blocks in 40.1 minutes while shooting .447 from the floor.

COLLEGE NOTES: Appeared in 71 games in two seasons at UCLA, averaging 12.2 points, 8.7 rebounds, 5.0 assists and 1.77 steals in 31.6 minutes ... helped lead UCLA to the Pac-12 regular season title in 2013 and to the Pac-12 Tournament title in 2014 where he was named the Most Outstanding Player ... became the first player at UCLA since 1973-74 to average 10+ points, 5+ rebounds and 5+ assists (Bill Walton) ... was voted to the All-Pac 12 First Team and was a Third Team AP All-America selection.

NBA REGULAR SEASON STATISTICS

Year	TEAM	G	MINS	FGM-FGA	PCT	FTM-FTA	PCT	FG3-FG3A	3FG%	OFF-DEF-TOT	RG	AST	AVG	PF	DQ	STL	BLK	PTS	AVG
14-15	SA	33	358	31-89	.348	9-14	.643	3-11	.273	5-67-72	2.2	28	0.8	28	0	15	7	74	2.2
15-16	SA	78	1245	138-295	.468	62-83	.747	12-37	.324	25-219-244	3.1	123	1.6	97	0	60	29	350	4.5
16-17	SA	72	1020	93-209	.445	45-57	.789	15-40	.375	33-175-208	2.9	91	1.3	63	0	51	26	246	3.4
TOTALS		183	2623	262-593	.442	116-154	.753	30-88	.341	63-461-524	2.9	242	1.3	188	0	126	62	670	3.7

NBA PLAYOFF STATISTICS

Year	TEAM	G	MINS	FGM-FGA	PCT	FG3-FG3A	3FG%	FTM-FTA	PCT	OFF-DEF-TOT	RG	AST	AVG	PF	DQ	STL	BLK	PTS	AVG
15-16	SA	10	129	8-25	.320	1-3	.333	6-7	.857	2-22-24	2.4	7	0.7	11	0	6	3	23	2.3
16-17	SA	15	195	36-64	.563	3-10	.300	8-11	.727	12-34-46	3.1	25	1.7	8	0	10	2	83	5.5
TOTALS		25	324	44-89	.494	4-13	.308	14-18	.778	14-56-70	2.8	32	1.3	19	0	16	5	106	4.2

CAREER HIGHS

	REGULAR SEASON HIGHS	PLAYOFF HIGHS
MINUTES	38, at Dallas, 4/7/17	27, vs. Golden State, 5/22/17
POINTS	15 (2), at Dallas, 4/13/16	20, vs. Golden State, 5/22/17
REBOUNDS	11, at Golden State 4/7/16	9, vs. Golden State, 5/20/17
ASSISTS	7, at Memphis, 3/28/16	5, vs. Golden State, 5/20/17
STEALS	5 (2), at LA Clippers, 12/22/16	4, vs. Golden State, 5/22/17
BLOCKS	2 (7), at Dallas, 4/7/17	1 (5), vs. Golden State, 5/20/17

DAVIS BERTANS



HEIGHT 6-10 | WEIGHT 210 | SEASON Second
BIRTHDATE 11/12/92 | BIRTHPLACE Latvia
PRIOR TO NBA Laboral Kutxa

SPURS OBTAINED DRAFT RIGHTS ALONG WITH KAWHI LEONARD AND ERAZEM LORBEK FROM THE INDIANA PACERS FOR GEORGE HILL ON 6/23/12

FORWARD
42

CAREER NOTES: In his second season, both with the Spurs ...obtained by the Spurs from Indiana along with Kawhi Leonard and Erazem Lorbek in exchange for George Hill in a draft night trade on June 23, 2011 ... was originally selected by Indiana in the second round of the 2011 NBA Draft with the 42nd overall pick ... has spent the past two seasons with Laboral Kutxa ... during the 2014-15 season competed in 25 Spanish League games, averaging 11.4 points and 2.8 rebounds in 21.6 minutes ... produced averages of 11.0 points and 2.9 rebounds in 22 Euroleague games ... spent the previous three seasons (2011-14) with BC Partizan in the Serbian League ... during the 2013-14 season, averaged 13.4 points, 2.4 rebounds and 1.4 assists in 17 games ...prior to joining BC Partizan spent two seasons with Union Olimpija in Slovenia and four years playing on a variety of levels in Latvia ... joined the Latvian National Team in 2011.

2016-17: Appeared in 67 games and started in six, averaging 4.5 points and 1.5 rebounds in 12.1 minutes ... shot .440 from the field, .399 from three-point range and .824 from the free throw line ... scored in double figures 12 times and led the team in blocks in eight games ... on 1/7 at Charlotte, scored a game and career-best 21 points (5-6 FG, 4-5 3FG, 7-8 FT) along with 2 assists ... recorded 19 points (7-13 FG, 5-9 3FG), 4 rebounds and 2 steals on 4/7 at Dallas ... in his third NBA start, recorded 12 points, 6 rebounds, 3 assists and 2 steals in a career-high 30 minutes of play on 2/2 vs. Philadelphia ... notched 17 points (6-9 FG, 5-7 3FG) on 1/27 at New Orleans ... registered 12 points (4-6 FG, 2-4 3FG, 2-2 FT) and 2 assists in 15 minutes on 1/24 at Toronto ... logged 15 points (6-8 FG, 3-5 3 FG) along with 2 rebounds in 23 minutes on 11/25 at Boston ... registered 11 points (4-4 FG, 3-3 3FG) in 10 minutes on 11/23 at Charlotte ... made his NBA debut on 10/25 at Golden State and scored 5 points in 3 minutes ... missed 14 games DNP-CD (10/27, 11/12, 12/2, 12/8, 12/22, 1/1, 1/21, 2/24, 3/4-3/6, 3/15, 3/23, 3/31, 4/4) ... sat out one game with a right leg contusion (11/1) ... appeared in 13 postseason games, averaging 2.8 points and 1.5 rebounds in 8.6 minutes ... shot .444 from the field and .400 from beyond the arc ... had a perfect shooting night as he registered 13 points (4-4 FG, 3-3 3FG, 2-2 FT), 4 rebounds and 2 steals on 5/16 at Golden State ... sat out three games DNP-CD (4/17, 5/5, 5/9) ... in four games for the Austin Spurs, averaged 14.8 points, 3.5 rebounds, 2.3 assists and 1.75 steals in 30.9 minutes, shooting .381 from the field, .394 from beyond the arc and 1.000 from the charity stripe.

NBA REGULAR SEASON STATISTICS

Year	TEAM	G	MINS	FGM-FGA	PCT	FTM-FTA	PCT	FG3-FG3A	FG3%	OFF-DEF-TOT	R/G	AST	AG	PF	DQ	STL	BLK	PTS	AVG
16-17	SA	72	1020	93-209	.445	45-57	.789	15-40	.375	33-175-208	2.9	91	1.3	63	0	51	26	246	3.4

NBA PLAYOFF STATISTICS

Year	TEAM	G	MINS	FGM-FGA	PCT	FG3-FG3A	FG3%	FTM-FTA	PCT	OFF-DEF-TOT	R/G	AST	AG	PF	DQ	STL	BLK	PTS	AVG
16-17	SA	15	195	36-64	.563	3-10	.300	8-11	.727	12-34-46	3.1	25	1.7	8	0	10	2	83	5.5

CAREER HIGHS

	REGULAR SEASON HIGHS	PLAYOFF HIGHS
MINUTES	39, at Dallas, 4/17/17	20, vs. Golden State, 5/20/17
POINTS	21, vs. Charlotte, 1/7/17	13, at Golden State, 5/16/17
REBOUNDS	6 (2), vs. Philadelphia, 2/2/17	4 (2), vs. Golden State, 5/20/17
ASSISTS	4, vs. Boston, 12/14/16	1 (3), at Golden State, 5/16/17
STEALS	2 (3), at Dallas, 4/7/17	2, vs. Golden State, 5/20/17
BLOCKS	2 (6), at Portland, 4/10/17	2, at Memphis, 4/22/17



MATT COSTELLO

HEIGHT 6-10 | WEIGHT 240 | SEASON First
BIRTHDATE 8/5/93 | BIRTHPLACE Linwood, MI
HIGH SCHOOL Bay City Western (MI)
COLLEGE Michigan State

FORWARD/
CENTER

10

SIGNED TO A TWO-WAY CONTRACT BY SAN ANTONIO ON 7/24/17

CAREER NOTES: Signed the first ever two-way contract in Spurs franchise history on July 24, 2017 ... undrafted in the 2016 NBA Draft ... played four years at Michigan State and is the school's all-time leader in blocked shots (146) ... during his senior season, averaged 10.7 points, 8.2 rebounds and 1.20 blocks in 22.9 minutes, earning All-Big Ten honors ... appeared in 138 total games (61 starts) for the Spartans, averaging 6.0 points, 4.7 rebounds and 1.06 blocks in 16.5 minutes while shooting .567 from the floor ... helped MSU to the Final Four in 2015 ... originally from Linwood, Mich. (Bay City Western High School).

2016-17: Spent last season with the Iowa Energy of the NBA G League, averaging 9.5 points, 10.2 rebounds, 1.9 assists and 1.65 blocks in 25.3 minutes over 23 games (14 starts) ... played for Atlanta last preseason, averaging 4.0 points and 3.5 rebounds in 9.0 minutes.

Played with Minnesota in the 2017 MGM Resorts Summer League, leading all players in rebounding in Las Vegas and averaging a double-double of 11.3 points and 12.0 rebounds to go along with 1.75 steals and 1.25 blocks in 25.8 minutes ... also appeared in the 2017 Orlando Pro Summer League with Orlando.



HEIGHT 6-3 | WEIGHT 190 | SEASON Second
 BIRTHDATE 7/23/93 | BIRTHPLACE Lansing, MI
 HIGH SCHOOL Sexton High School (Lansing, MI)
 COLLEGE Michigan State

SIGNED BY SAN ANTONIO ON 7/14/16

GUARD
11

CAREER NOTES: Named to the 2017 All-NBA Summer League Second Team, leading all players who appeared in at least three games in scoring by averaging 26.0 points in five games for the Spurs in Las Vegas ... signed by the Spurs on July 14, 2016 ... played two seasons at Michigan State (2014-16), averaging 11.3 points, 1.7 rebounds and 1.2 assists in 27.1 minutes while shooting .458 (182-397) from long range in 74 career games (58 starts) ... helped the Spartans reach the 2015 NCAA Final Four and win the 2016 Big Ten Tournament ... played two seasons at Cleveland State (2012-14), where he averaged 14.2 points, 3.3 rebounds and 2.9 assists in 31.4 minutes over 64 total games with the Vikings ... selected to the All-Horizon Second Team in 2013-14 and named the 2012-13 Horizon League Newcomer of the Year ... originally from Lansing, Mich. (Sexton High School).

2016-17: Appeared in 36 games, averaging 2.6 points, 0.6 rebounds and 0.7 assists in 7.9 minutes ... shot .364 from the field and .321 from long-range ... set new career highs in each category as he recorded a game-high 27 points (10-19 FG, 4-9 3FG, 3-3 FT), a team-best 6 assists and 3 rebounds in 29 minutes of action on 4/7 at Dallas ... recorded 8 points (3-6 FG, 2-4 3FG), 3 assists and 2 rebounds on 4/2 vs. Utah ... logged 5 points (2-3 FG, 1-2 3FG), a board and an assist in 11 minutes on 3/13 vs. Atlanta ... tallied 8 points (3-7 FG, 2-5 3FG) along with a rebound on 3/11 vs. Golden State ... scored 8 points (3-4 FG, 2-3 3FG) on 1/24 at Toronto ... scored his first NBA points on 10/29 vs. New Orleans, tallying 2 along with a rebound and a steal ... made his NBA debut on 10/25 at Golden State and saw 3 minutes of action ... appeared in six postseason games, averaging 3.3 points and 1.0 rebound in 12.1 minutes ... shot .286 from the floor and 1.00 from the free throw line ... finished with 8 points, 1 rebound and 1 block on 5/22 vs. Golden State ... registered 2 points and 2 rebounds in 4 minutes on 5/11 at Houston ... grabbed 2 rebounds and dished out 2 assists on 5/7 at Houston ... recorded 5 points (2-3 FG, 1-2 3FG) and a rebound on 4/15 vs. Memphis ... sat out four games DNP-CD (4/17, 5/5, 5/9, 5/14) ... inactive for six games (4/20-5/3) ... in 19 games for the Austin Spurs, averaged 23.4 points, 3.5 rebounds, 2.7 assists and 1.32 steals in 35.5 minutes, shooting .502 (158-315) from the field and .459 (56-122) from long-range.

NBA REGULAR SEASON STATISTICS

Year	TEAM	G	MINS	FGM-FGA	PCT	FTM-FTA	PCT	FG3FG3A	FG3PCT	OFF-DEF-TOT	RG	AST	AG	PF	DQ	STL	BLK	PTS	AVG
16-17	SA	36	285	36-99	.364	5-6	.833	17-53	.321	2-21-23	0.6	23	0.6	20	0	1	0	94	2.6

NBA PLAYOFF STATISTICS

Year	TEAM	G	MINS	FGM-FGA	PCT	FG3FG3A	FG3PCT	FTM-FTA	PCT	OFF-DEF-TOT	RG	AST	AG	PF	DQ	STL	BLK	PTS	AVG
16-17	SA	6	73	6-21	.286	2-9	.222	6-6	1.00	0-6-6	1.0	3	0.5	5	0	0	1	20	3.3

CAREER HIGHS

	REGULAR SEASON HIGHS	PLAYOFF HIGHS
MINUTES	29, at Dallas, 4/7/17	24, vs. Golden State, 5/22/17
POINTS	27, at Dallas, 4/7/17	8, vs. Golden State, 5/22/17
REBOUNDS	3, at Dallas, 4/7/17	2, at Houston, 5/11/17
ASSISTS	6, at Dallas, 4/7/17	2, at Houston, 5/7/17
STEALS	1, vs. New Orleans, 10/29/16	N/A
BLOCKS	N/A	1, vs. Golden State, 5/22/17



PAU GASOL

HEIGHT 7-0 | WEIGHT 250 | SEASON 17th
BIRTHDATE 7/6/80
BIRTHPLACE Barcelona, Spain

FORWARD/
CENTER

16

SELECTED BY ATLANTA IN THE FIRST ROUND WITH THE 3RD
OVERALL PICK IN THE 2001 NBA DRAFT

SIGNED BY SAN ANTONIO ON 7/14/16

CAREER NOTES: A 17-year veteran, in his second season with the Spurs ... a two-time NBA Champion (2009, 2010) ... was named to the All-NBA Second Team in 2011 and 2015 and the All-NBA Third Team in 2009 and 2010 ... the 2002 NBA Rookie of the Year, just one of two non-Americans to win the award ... a member of the 2001-02 NBA All-Rookie First Team ... a six-time NBA All-Star (2006, 2009, 2010, 2011, 2015 and 2016) ... one of four players in NBA history to reach 20,000 points, 10,000 rebounds, 3,500 assists and 1,500 blocks in his career, along with Kareem Abdul-Jabbar, Kevin Garnett and Tim Duncan ... received the 2011-12 J. Walter Kennedy Citizenship Award and was a recipient of the inaugural season-long Kia Community Assist Award, in recognition of outstanding efforts in the community and ongoing philanthropic and charitable work ... selected Western Conference Player of the Month in February 2009 ... named the NBA Player of the Week seven times ... over the span of 16 NBA seasons has played in 1,119 regular season games, averaging 17.9 points, 9.4 rebounds, 3.2 assists and 1.77 blocks in 36.1 minutes ... has posted nine career regular season triple-doubles and 515 double-doubles ... among active players he ranks fourth in rebounds (10,549) and blocks (1,847) ... has appeared in 131 playoff games, averaging 15.8 points, 9.3 rebounds, 3.2 assists and 1.89 blocks in 38.0 minutes ... one of two Europeans in NBA history to eclipse 20,000 career points, along with Dirk Nowitzki ... was named the 2008, 2009 and 2010 European Player of the Year by La Gazzetta dello Sport ... a two-time winner of the FIBA Europe Player of the Year award in 2008 and 2009 ... has been a member of the Spanish National Team since 2001 ... was selected MVP of the 2006 FIBA World Championships, as he led Spain to the gold medal ... guided Spain to silver medals in the 2008 Beijing and 2012 London Olympic games and a bronze medal at the 2016 Rio Olympics ... led Spain to its first-ever European gold medal at the 2009 Eurobasket Championships (MVP of tournament) and helped them repeat as champions again in 2011 and in 2015 (MVP of tournament) ... prior to his NBA career played three seasons with FC Barcelona (1998-2001) in the Spanish ACB League ... led Barcelona to the Spanish League championship in 1999 and 2001 and was named the Spanish League Finals MVP in 2001.

CAREER TRANSACTIONS: Drafted by Atlanta in the first round (third overall) of the 2001 NBA Draft (06/27/01) ... draft rights traded to Memphis, along with Lorenzen Wright and Brevin Knight, for Shareef Abdur-Rahim (06/27/01) ... acquired by the Los Angeles Lakers, along with a future second round draft pick from the Grizzlies, in exchange for Kwame Brown, Javaris Crittenton, Aaron McKie, the draft rights to Marc Gasol and two future first round picks (02/01/08) ... signed as a free agent by the Chicago Bulls (07/18/14) ... signed as a free agent by the San Antonio Spurs (07/14/16) ... re-signed with San Antonio (7/24/17).

2016-17: Started in 39 of his 64 games, averaging 12.4 points, 7.8 rebounds, 2.3 assists and 1.09 blocks in 25.4 minutes ... shot .502 from the field, .538 from three-point range and .707 from the free throw line ... scored in double figures 42 times and logged 11 double-doubles ... led the team in rebounding 26 times and in blocks 17 times ... led the team in scoring and rebounding with his 22 points (7-11 FG, 2-2 3FG, 6-9 FT) and 9 boards on 3/19 vs. Sacramento ... notched a double-double of 13 points (4-10 FG, 2-4 3FG, 3-4 FT) and 10 rebounds as well as 4 assists and 4 blocks in 27 minutes on 3/13 vs. Atlanta ... in his first game back after missing 15 games with a hand injury, tallied a double-double of 17 points (5-7 FG, 3-3 3FG, 4-4 FT) and 11 rebounds on 2/24 at L.A. Clippers ... registered the Spurs third-best perfect field shooting night by going 9-for-9 to tally 22 points along with 9 rebounds and 6 assists in 25 minutes on 1/12 vs. L.A. Lakers ... recorded his sixth double-double of

the season with 16 points (6-12 FG, 4-5 FT) and 10 rebounds on 12/28 vs. Phoenix ... scored 21 points (6-12 FG, 1-2 3FG, 8-8 FT) to go with 9 rebounds, 2 assists and 2 blocks on 12/22 at L.A. Clippers ... logged a double-double of 10 points (5-8 FG) and 10 rebounds on 12/20 at Houston ... recorded his fourth double-double this year of 17 points (7-12 FG, 1-2 3FG, 2-2 FT) and a game-high 13 rebounds as well as 6 assists on 12/14 vs. Boston ... registered his third double-double of the season of 13 points (6-11 FG, 1-3 3FG) and a team-leading 10 rebounds on 12/8 at Chicago ... tallied a double-double of 19 points (8-16 FG, 1-2 3FG) and 10 rebounds along with 2 assists and 2 blocks on 12/2 vs. Washington ... registered a season and team-high 24 points (10-17 FG, 4-7 FT) with 9 rebounds, 2 assists and 2 blocks on 11/16 at Sacramento ... recorded a team-high 6 assists with 15 points (5-10 FG, 5-8 FT), 7 rebounds and 2 blocks on 11/12 at Houston ... scored a game-high 21 points (10-16 FG, 1-3 3FG), 9 rebounds, 6 assists and 2 blocks on 11/11 vs. Detroit ... registered a double-double on 10/30 at Miami with 20 points (9-18 FG, 1-2 3FG, 1-2 FT) and 11 rebounds along with 3 assists and 2 blocks ... sat out three games on rest (11/30, 12/23, 4/7) ... missed 15 games with a fractured left fourth metacarpal (1/19-2/15) ... appeared in all 16 playoff games and started in seven, averaging 7.7 points, 7.1 rebounds and 1.9 assists in 22.8 minutes ... shot .439 from the field, .333 from beyond the arc and .708 from the charity stripe ... finished with 14 points (6-8 FG, 2-3 FT), 9 rebounds and 3 assists on 5/22 vs. Golden State ... registered a double-double of 12 points and 10 rebounds on 5/20 vs. Golden State ... logged a double-double of 10 points and 11 rebounds as well as 5 assists and 3 blocks on 5/11 at Houston ... tallied 12 points (4-8 FG, 1-1 3FG, 3-4 FT), 9 rebounds, 4 assists and 2 blocks on 5/5 at Houston.

2015-16 (Chicago): Appeared in 72 games, averaging 16.5 points, 11.0 rebounds, 4.1 assists and 2.03 assists in 31.8 minutes while shooting .469 (467-995) from the field and .792 (229-289) from the foul line ... the only player in the NBA to average at least 15.0 points, 10.0 rebounds and 4.0 assists ... ranked sixth in the NBA in rebounding and fifth in the league on blocks ... was one of nine players in the NBA to average a double-double on the season ... led the team in scoring 17 times, rebound on 50 occasions and assist 19 times ... posted 46 double-doubles ... scored in double figures 66 times, including 20 games with 20-or-more and two games with 30-plus ... pulled down 10-or-more rebounds in 48 games ... played his 1,000th career regular season NBA game on 12/5 vs. Charlotte, becoming the fifth European-born player and 116th total player to reach that milestone ... became the 38th player in NBA history to grab 10,000 career rebounds on 4/2 vs. Detroit, and 36th to have both 10,000 career points and rebounds ... played his 35,000th career NBA minute at Detroit on 10/30, making him one of 64 players (one of nine active) in league history to log at least that much playing time ... recorded his 500th career regular-season double-double with 12 points and 10 rebounds in 32 minutes at Houston on 3/31 ... logged his eighth career regular season triple-double finishing with 22 points, 16 rebounds and a career-best 14 assists in 37 minutes vs. Portland on 2/27 ... 10 days later he posted another triple-double registering 12 points, 17 rebounds, 13 assists and 5 blocks in 35 minutes vs. Milwaukee on 3/7 ... with that stat line he became one of only three players in the last 30 years to finish with at least 10 points, 15 rebounds, 10 assists and five blocks in a regular-season game, joining DeMarcus Cousins (4/1/15) and Hakeem Olajuwon (3/29/90) ... in addition, he became just the fourth player 35-years-or-older to log multiple triple-doubles in a single season, along with Jason Kidd, Paul Pierce and Kobe Bryant ... recorded 1-plus blocks in 18 consecutive games from 12/14 to 1/20, which tied a Bulls streak from 12/2/05 to 1/10/06 and is the longest since posting 19 such games from 12/29/03 to 2/6/04 ... posted a season-high 31 points (13-18 FG, 1-3 3FG, 4-5 FT) to go along with 12 rebounds, 3 assists and 3 blocks in 36 minutes at Detroit on 1/18 ... tallied 30 points, 15 rebounds, 5 assists and 5 blocks in a season-high 48 minutes vs. Detroit on 12/18 (4OT) ... missed eight games due to rest or injury: left hand sprain (2/5), right knee swelling (3/14-19) and rest (12/19, 1/14, 3/24).

2014-15 (Chicago): Played in 78 games (all starts), averaging 18.5 points, a career-high 11.8 rebounds, 2.7 assists and 1.88 blocks in 34.4 minutes ... shot .494 (570-1,153) from the field and .803 (296-366) from the foul line ... ranked fourth in the NBA in rebounding, ninth in blocks and 20th in scoring ... led the league in double-doubles with a career-best 54 ... at 34-years-old, he was the oldest player to lead the NBA in double-doubles since Patrick Ewing in 1996-97 ... earned his fifth All-Star Game appearance, and his first as a starter, where he tallied 10 points, 12 rebounds and two assists in 25:44 of action ... was a finalist for the Twyman/Stokes Teammate Award, as well as the NBA Sportsmanship Award ... led the Bulls in scoring 16 times, in rebounds 52 times, in minutes 11 times and in assists three times ... registered 74 games with 10-or-more points, 34 games with 20-or-more points and one game with 40-or-more points ... grabbed 10-plus rebounds 56 times ... scored a career-high 46 points and grabbed 18 boards vs. Milwaukee on 1/10 ... recorded a 20/20 game with 22 points and 20 rebounds versus Golden State on 12/6 ... tallied 17 points, 9 rebounds and a career-high 9 blocks vs. Denver on 1/1 ... recorded 29 points, 16 rebounds and 5 blocks versus Boston 1/3 ... scored 26 points and grabbed 16

rebounds vs. Sacramento on 2/10 ... tallied a double-double with 25 points and 15 boards at Orlando on 2/8 ... notched a double-double with 10 points and 19 rebounds at Phoenix on 1/30 ... tallied 20 points, 10 boards, 6 assists and 4 blocks at L.A. Lakers on 1/29 ... recorded 24 points, 13 boards and 3 blocks vs. Philadelphia on 4/11 ... notched a double-double with 28 points and 14 boards vs. Orlando on 1/12 ... posted a team-high 27 points, 14 boards and 2 blocks vs. Houston on 1/5 ... posted 23 points, 13 boards and 2 blocks vs. L.A. Lakers on 12/25 ... tallied 16 points, 16 rebounds and 4 blocks vs. Brooklyn on 12/10 ... posted 27 points and 16 boards at Philadelphia on 3/11 ... posted 23 points and 15 rebounds at San Antonio on 3/8 ... tallied a double-double with 25 points and 13 boards vs. Charlotte on 2/25 ... notched a double-double with 22 points and 14 boards vs. Phoenix on 2/21 ... notched 13 points and 16 boards at Dallas on 1/23 ... tallied 12 points and 17 boards vs. San Antonio on 1/22 ... tallied 25 points, 13 boards and 2 blocks at Brooklyn on 11/30 ... recorded his fifth double-double of the season with 17 points and 15 boards against Detroit on 11/10 ... sat out three games with a left calf strain (11/17- 11/21) and missed one game due to illness (02/23) ... appeared in 10 playoff games ... averaged 14.4 points, 9.4 rebounds, 3.1 assists, and 2.10 blocks in 31.7 minutes ... shot .487 (56-115) from the floor and .762 (32-42) from the charity stripe ... logged six double-doubles ... scored 11 points, grabbed 16 rebounds and blocked 4 shots in Game 2 versus Milwaukee on 4/20 ... scored 17 points, corralled 14 rebounds and dished out 5 assists in Game 3 at Milwaukee on 4/23 ... registered 25 points and 10 boards in Game 5 vs. Milwaukee on 4/27 ... finished with 21 points, 10 rebounds and 4 blocks in Game 1 at Cleveland on 5/4 ... spent two games on the Inactive List with a strained left hamstring (5/10, 5/12).

2013-14 (LA Lakers): Appeared in 60 games (60 starts) and averaged 17.4 points, 9.7 rebounds, 3.4 assists and 1.53 blocks in 31.4 minutes ... notched 30 double-doubles ... 29 games with 20 or more points ... he is one of only six players in NBA history (Kareem Abdul-Jabbar, Tim Duncan, Kevin Garnett, Hakeem Olajuwon and Shaquille O'Neal) to have 16,000 points, 8,000 rebounds, 2,900 assists and 1,400 blocks for his career ... totaled 20 points, 19 rebounds, a season-best five blocks and three steals at Chicago on 1/20, as he became the second player in the NBA since February 2001 to reach those marks in a game ... his line of 23 points, 17 rebounds, eight assists and three blocks versus Utah on 1/3 marked the first time in his career he had reached those plateaus in the same game; was just the third player in the NBA to do so in the last decade (LeBron James in 2008 and Kevin Garnett in 2005) ... scored the 16,000th point of his career with vs. Denver on 1/5 ... passed Detlef Schrempf to become the second-highest scoring European player in NBA history (Dirk Nowitzki) at Brooklyn on 11/27 ... he posted 20-plus points in 10 consecutive games (1/14-1/31) - the longest such streak of his career ... played the 900th regular season game of his career at Oklahoma City on 3/13 ... missed 22 total games due to injury: three games with an upper respiratory infection (12/21; 12/27-12/29), seven games with a strained right groin (02/04-02/19) and 12 games with vertigo (3/25-3/30; 4/2-4/16).

2012-13 (LA Lakers): Appeared in 49 games (42 starts) and averaged 13.7 points, 8.6 rebounds, 4.1 assists, and 1.24 blocks in 33.8 minutes ... recorded 15 double-doubles and two triple-doubles ... scored 20-plus points seven times ... grabbed 10-plus rebounds 16 times and 20-plus rebounds once ... handed out 10 or more assists three times ... posted 23 points, 13 rebounds and six assists against Dallas on 10/30 ... scored his 15,000th career point vs. Houston on 11/18; 10th foreign born player to reach 15,000 points; 17th NBA player ever to record 15,000 points, 7,000 rebounds, 2,000 assists and 1,000 blocks ... recorded 17 points, 11 rebounds and seven assists vs. Brooklyn on 11/20 ... scored 25 points at Toronto on 1/20 ... recorded 22 points and 12 rebounds at Minnesota on 2/1 ... posted 23 points and 10 rebounds at Detroit on 2/3 ... totaled 12 points and 10 assists at Sacramento on 3/30 ... tallied 14 points, 10 rebounds and six assists against Dallas 4/2 ... totaled 12 points, 13 rebounds and 8 assists at LA Clippers on 4/7 ... tallied 22 points and 11 rebounds against New Orleans on 4/9 ... recorded 23 points, 7 rebounds and 9 assists at Portland on 4/10 ... posted his sixth career triple-double with a season-high 26 points, 11 rebounds and 10 assists vs. Golden State on 4/12 ... posted his seventh career triple-double with 17 points, a season-high 20 rebounds and a season-high 11 assists against Houston on 4/17 ... missed 33 total games due to injury: eight games with tendinitis, left and right knees (12/4-12/16), five games with a concussion (1/8-1/15) and 20 games with a torn plantar fascia, right foot (2/7-3/18) ... in the playoffs, in four games (all starts) against the Spurs, he averaged 14.0 points and 11.5 rebounds in 36.4 minutes ... recorded his first career playoff triple double with 11 points, 13 rebounds and 10 assists vs. San Antonio on 4/26.

2011-12 (LA Lakers): Appeared in 65 games (65 starts), averaged 17.4 points, 10.4 rebounds, 3.7 assists and 1.35 blocks in 37.4 minutes ... recorded 42 double-doubles and one triple-double ... scored 20-plus points 22 times, including one game with 30-plus points ... grabbed 10 or more rebounds 42 times ... handed out 10 or more assists two times ... ranked among league leaders in scoring (25th:17.4),

rebounds (7th:10.4), assists (35th:3.7), FG% (19th: .501), blocks (20th: 1.35) and minutes (24th: 35.2) ... posted 22 points and a season-high five blocks at Utah on 12/27 ... scored 26 points at MIA on 1/19 ... scored his 14,000th career point at Orlando on 1/20 ... scored 28 points (11-15 FG) at Minnesota on 1/29 ... posted 13 points and a season-high tying 17 rebounds at Denver on 2/3 ... tallied 16 points and a season-high tying 17 rebounds at Toronto on 2/12 ... grabbed his 7,000th career rebound vs. Portland on 2/20 ... posted 24 points and a season-high three steals at Dallas on 2/22 ... scored 27 points (13-16 FG) at Dallas on 3/21 ... totaled 19 points and a season-high tying 17 rebounds at Golden State on 3/27 ... posted a season-high 30 points to go with 13 rebounds at Phoenix on 4/7 ... recorded the fifth triple double of his career with 22 points, 11 rebounds and a season-high 11 assists at Golden State on 4/18 ... tallied 20 points, 14 rebounds and nine assists vs. Oklahoma City on 4/22 ... missed the season finale at Sacramento on 4/26, as he sat out for rest ... saw action in 12 playoff games (12 starts), averaging 12.5 points, 9.5 rebounds, 3.7 assists and 2.08 blocks in 37.0 minutes.

2010-11 (LA Lakers): Appeared in all 82 games (82 starts), and posted 18.8 points, 10.2 rebounds, 3.3 assists and 1.59 blocks in 37.0 minutes ... recorded 43 double-doubles and one triple-double ... scored 30 or more points three times and 20 or more points 39 times ... grabbed 10-plus rebounds 45 times ... ranked among league leaders in points (23rd/18.8), rebounds (sixth/10.2), field goal shooting (12th/.529), blocks (14th/1.59) and minutes (17th/37.0) ... was selected All-NBA Second Team ... was named a reserve to the Western Conference All-Star Team ... named Western Conference Player of the Week (10/31) ... scored 30 points vs. Toronto on 11/5 ... recorded his fourth career triple-double with 20 points, 14 rebounds and a season-high 10 assists vs. Portland on 11/7 ... grabbed a season-high 20 rebounds at Denver on 11/11 ... posted 28 points (10-10 FG, 8-8 FT), 9 rebounds and 5 assists vs. Golden State on 11/21, and became the third player in the NBA's shot-clock era to record a perfect shooting night from the field and line (minimum 25 points, five rebounds, five assists) ... recorded his 6,000th career rebound vs. Chicago on 11/23 ... scored his 13,000th point at Dallas on 1/19 ... recorded a season-high 34 points (13-17 FG, 8-9 FT) and 10 rebounds at New Orleans on 2/5 ... posted 30 points and a season-high 20 rebounds at Cleveland on 2/16 ... appeared in 10 playoff games (10 starts) and averaged 13.1 points, 7.8 rebounds, 3.8 assists and 1.70 blocks in 35.8 minutes.

2009-10 (LA Lakers): Appeared in 65 games (65 starts), where he averaged 18.3 points, 11.3 rebounds, 3.4 assists and 1.74 blocks in 37.0 minutes ... posted 40 double-doubles ... totaled 30-plus points two times, 20-plus points 28 times and 10-plus rebounds 40 times ... was named All-NBA Third Team ... was selected a Western Conference All-Star reserve for the third time in his career ... ranked among league leaders in field goal shooting (11th/.536), blocks (8th/1.74) and minutes (21st/37.0) ... was named Western Conference Player of the Week (3/22) ... posted 17 points, 20 rebounds and 7 assists vs. Minnesota on 12/11 ... totaled 16 points and 20 rebounds at Utah on 12/12 ... tallied 24 points and a career-high-tying 22 rebounds at Milwaukee on 12/16 ... became the sixth player in NBA history to post at least 21 points, 19 rebounds, eight assists and five blocks in a single game vs. San Antonio on 2/8 ... recorded his 2,000th career assist against Philadelphia on 2/26 ... scored 30 points at Houston on 3/27 ... scored his 12,000th career point, as he went for 26 points and a career-high tying 22 rebounds at New Orleans on 3/29 ... scored a season-high 32 points against San Antonio on 4/4 ... missed 11 games (10/27-11/17) with a right hamstring strain and six games (1/5-1/13) with a strained left hamstring ... appeared in 23 playoff games (23 starts) and averaged 19.6 points, 11.1 rebounds, 3.5 assists and 2.09 blocks ... scored the game-winning put-back layup in the final second at Oklahoma City 4/30 ... guided the Lakers to their 16th NBA Championship ... posted 25 points and a playoff career-high six blocks vs. Boston on 6/6 ... tallied 17 points, 13 rebounds and 9 assists vs. Boston on 6/15.

2008-09 (LA Lakers): Appeared in 81 games (81 starts) and averaged 18.9 points, 9.6 rebounds, 3.5 assists and 1.00 blocks in 37.0 minutes ... named All-NBA Third Team ... selected to his second Western Conference All-Star Team as a reserve ... ranked among league leaders in points (25th/18.9), rebounds (8th/9.6), field goal percentage (5th/.567), blocks (27th/1.00) and minutes (24th/37.0) ... posted 39 games with 20 or more points, including six games with at least 30 points ... recorded 38 games with 10 or more and one game with double-digit assists ... posted 37 double-doubles, including one triple-double ... led the Lakers in scoring 13 times, in rebounding 43 times, in assists 19 times and in blocks 28 times ... scored 34 points vs. Chicago on 11/18 ... missed only game of the season due to strep throat against New York on 12/16 ... recorded 33 points and 18 rebounds at Golden State on 1/7 ... totaled 31 points and 14 rebounds at New York on 2/2 ... tallied 31 points and 15 rebounds at Toronto on 2/4 ... named the Western Conference Player of the Week 2/8 ... posted his third career triple double with 12 points, 13 rebounds and a season-high 10 assists vs. Atlanta on 2/17 ... earned his second straight Western Conference Player of the Week (2/22) ... named Western Conference Player of the Month for

February 2009 ... scored 30 points at Phoenix on 3/1 ... posted a season-high 36 points (14-19 FG), 11 rebounds and 7 assists at Brooklyn on 3/27 ... grabbed his 5,000th career rebound at Charlotte on 3/31 ... totaled 27 points and a season-high 19 rebounds against Denver on 4/9 ... totaled his 11,000th career point and 1,000th career blocked shot against Utah on 4/14 ... helped pace the Lakers to their 15th NBA Championship ... in 23 playoff games (23 starts), he averaged 18.3 points on .580 shooting from the field, 10.8 rebounds, 2.5 assists and 1.96 blocks in 40.5 minutes.

2007-08 (Memphis/LA Lakers): Appeared in 66 games (66 starts) and produced 18.9 points, 8.4 rebounds, 3.2 assists and 1.48 blocks in 35.6 minutes ... ranked among league leaders in field goal percentage (13th: .534) ... posted 24 games with 20 or more points, four games with 30 or more points and one game with 40 or more points ... recorded 25 games with 10 or more rebounds and 25 double-doubles ... tallied 31 points and 13 rebounds against Philadelphia on 12/22 ... posted 30 points and 12 rebounds at Indiana on 1/2 ... totaled a season-high 43 points and 11 rebounds at Golden State on 1/11 ... totaled 21 points, a season-high tying 18 rebounds and 8 assists at LA Lakers on 1/13 ... in his first game with Lakers, he totaled 24 points (10-15 FG) and 12 rebounds at Brooklyn on 2/5 ... recorded his 9,000th career point at Atlanta on 2/6 ... scored 30 points at Orlando on 2/8 ... posted 31 points and 10 rebounds at Sacramento on 3/4 ... tallied 25 points and a season-high 9 assists against Sacramento on 3/9 ... missed one game (2/3) with a sore back and nine games (3/16-3/30) with a sprained left ankle ... in 21 playoff games (21 starts), he averaged 16.9 points, 9.3 rebounds, 4.0 assists and 1.90 blocks in 39.8 minutes ... posted a playoff career-high 36 points, 16 rebounds and 8 assists against Denver on 4/20 ... grabbed a playoff career-high 19 rebounds against San Antonio on 5/29.

2006-07 (Memphis): Appeared in 59 games, where he averaged 20.8 points, 9.8 rebounds, 3.4 assists and 2.14 blocks ... missed the first 22 games of the season due to a broken fifth metatarsal in his left foot, which he suffered in the FIBA World Championships prior to the season ... missed one game during the season due to a hamstring injury ... scored 20 or more points 36 times, posted 30 or more points six times, grabbed 10 or more boards 33 times and recorded 33 doubledoubles ... led the Grizzlies in scoring 26 times, in rebounds 39 times, in blocks 38 times and in assists nine times ... finished eighth in the NBA in blocks (2.14) and 11th in field goal percentage (.538) ... became the Grizzlies all-time leader in points scored with his 7,809th career point at Toronto on 3/7 ... recorded a season-high 35 points, along with 15 rebounds against LA Lakers on 3/22 ... grabbed a season-high 17 rebounds at Denver on 1/22 and against Minnesota on 2/9 ... tied a franchise record and career high with 8 blocks against Sacramento on 1/29 ... posted back-to-back 30 point games against Indiana on 2/3 and against Houston 2/6 ... registered the second triple-double of his career with 17 points, 13 rebounds and a career-high tying 12 assists at Utah on 1/24.

2005-06 (Memphis): In 80 games (80 starts), he averaged 20.4 points, 8.9 rebounds, 4.6 assists and 1.91 blocks in 39.2 minutes ... was chosen for his first NBA All-Star Team, as a reserve for the West ... totaled 40 games with 20 or more points, 11 games with 30 or more points and one game with 40-plus points ... recorded 33 games with 10 or more boards, 33 double-doubles and one triple-double ... he led the team in scoring 40 times, in rebounds 44 times, in assists 39 times and in blocks 49 times ... he was named Western Conference Player of the Week two times (3/20-3/26, 2/27-3/2) ... ranked 19th in the NBA in scoring, 17th in rebounds, 13th in blocks and 11th in minutes ... scored a franchise-record and career-high 44 points vs. Oklahoma City on 3/28 ... became the franchise's all-time leading rebounder at New York on 3/24 when he grabbed his 3,072nd career rebound ... posted the first triple-double of his career with 21 points, 12 rebounds and 12 assists at Oklahoma City on 3/8 ... scored 39 points against Washington on 2/27 ... hit a buzzer-beater at Golden State on 2/13 ... set a franchise record with 10 straight field goals made without a miss against Sacramento on 1/10 ... grabbed a season-high 18 rebounds against Utah on 1/6 ... tallied 32 points, 13 rebounds, 5 assists and 3 blocks in a career-high 56 minutes vs. Detroit on 12/19 ... recorded 36 points, 15 rebounds and 5 assists at Dallas on 11/26 ... hit a buzzer-beater at Atlanta on 11/12 ... in four games against the Mavericks, he posted team-high averages of 20.3 points, 6.8 rebounds, 3.0 assists and 1.25 blocks.

2004-05 (Memphis): In 56 games (53 starts), he averaged 17.8 points, 7.3 rebounds, 2.4 assists and 1.66 blocks in 32.0 minutes ... posted 23 games with 20 or more points, two games with 30 or more points and 14 games with 10 or more rebounds ... recorded 14 double-doubles ... he led the team in scoring 26 times, in rebounds 25 times, in assists twice and in blocks 30 times ... finished tied for 11th in the NBA in field goal percentage (.514) ... blocked a season-high six shots against Miami on 4/8 ... placed on the injured list with plantar fasciitis in his left foot (1/25), where he missed 23 games ... scored 31 points against Indiana on 1/11 ... completed a four-point play against Indiana on 1/11 ... was named

the Western Conference Player of the Week (1/2) ... totaled a season-high 34 points and 15 rebounds against Philadelphia on 12/3 ... missed three games (11/20-11/24) with a right ankle sprain ... posted 17 points and a season-high 18 rebounds at Sacramento on 11/19 ... averaged team highs with 21.3 points, 7.5 rebounds and 1.75 blocks during the four-game series in the playoffs against the Suns.

2003-04 (Memphis): In 78 games (78 starts), he averaged 17.7 points, 7.7 rebounds, 2.5 assists and 1.69 blocks in 31.5 minutes ... scored in double figures in 76 of 78 games and scored 20 or more points 27 times, including 30 or more points two times ... registered 24 games with 10 or more rebounds, as well as 24 double-doubles ... led the team in scoring 35 times, in rebounds 36 times and in assists five times ... ranked 20th in NBA in field goal percentage (.482) and 18th in blocks ... missed the first game of his career due to a sore right foot (4/5), which snapped a string of 240 consecutive games played (sixth-longest active streak at the time) ... scored 32 points against Oklahoma City on 12/30 ... grabbed a season-high 18 rebounds against LA Clippers on 3/12 ... totaled 17 points, 10 rebounds, five assists and a career-high eight blocks vs. Phoenix on 2/20 ... scored a season-high 37 points at Cleveland on 1/29 ... scored his 3,000th career point vs. Boston on 10/31 ... averaged 18.5 points, 5.0 rebounds, 2.5 assists and 1.50 blocks in the playoffs.

2002-03 (Memphis): Appeared in 82 games (82 starts), where he posted 19.0 points, 8.8 rebounds, 2.8 assists and 1.80 blocks in 36.0 minutes ... ranked among league leaders in field goal percentage (ninth: .510), double-doubles (10th: 32), rebounds per game (12th: 8.8), blocks (14th: 1.80) and scoring (30th: 19.0) ... scored 10 or more points 73 times, 20 or more points 42 times and had 10-plus rebounds 34 times, along with 32 double-doubles ... led the Grizzlies in scoring 45 times, in rebounds 34 times and tied for the team lead in assists two times ... posted a season-high 7 blocks against Phoenix on 3/26 ... totaled 23 points and 17 rebounds against Boston on 3/3 ... recorded a double-double with 17 points and 11 rebounds in the got milk? Rookie Challenge game during 2003 NBA All-Star Weekend on 2/8.

2001-02 (Memphis): Won the NBA's Rookie of the Year Award and was named to the All-Rookie First Team ... in 82 games (79 starts), he averaged 17.6 points, 8.9 rebounds, 2.7 assists and 2.06 blocks ... was the NBA's got milk? Western Conference Rookie of the Month for November, January and March ... he finished first among all rookies in scoring, rebounds, blocks, field goal percentage and blocks ... finished second among all rookies in minutes and was eighth in assists ... led the team in scoring 37 times and in rebounding 43 times ... scored in double figures in 72 of 82 games, including 30 games with 20-plus points and three games with 30-plus points ... posted 10 or more rebounds in 39 games and had 35 double-doubles ... scored a season-high 32 points, to go along with 14 rebounds against Houston on 4/5 ... scored 31 points vs. Toronto on 1/8 ... totaled 30 points (11-14 FG) and 10 rebounds at Milwaukee on 2/7 ... tallied 26 points and a season-high 17 rebounds against Orlando on 1/19 ... tallied 18 points, 11 rebounds and eight assists at Houston on 4/14 ... scored 27 points in his first career NBA start at Phoenix on 11/6.

PERSONAL: Parents are Marisa, a physician, and father, Agusti, a hospital administrator ... has two younger brothers: Adria and Marc, the latter a center for the Memphis Grizzlies, who played high school basketball at Lausanne in Memphis for two seasons before joining Pau's former team (F.C. Barcelona) ... Marc was drafted by the Lakers in the second round of the 2007 NBA Draft and subsequently was involved in the trade that sent Pau to the Lakers ... Pau and Marc have been teammates on the Spanish national team over the course of the last decade ... his parents both played second-division basketball in Spain ... his parents and brothers lived with him in Memphis during his rookie season ... he speaks three languages: Catalan, Spanish and English ... at the age of 18, he planned to become a doctor and attended a year of medical school at the University of Barcelona until pro basketball changed his plans ... he began playing at the age of seven, and started as a point guard until he was 13 ... his first contact with the NBA was at age 12, when he watched the original Dream Team on television win the 1992 Olympic Gold Medal in Barcelona ... he is an Ambassador for Spain's UNICEF Committee ... in the summer of 2005, he visited South Africa with UNICEF as an ambassador in the fight against AIDS ... he traveled to Angola in the summer of 2007 with UNICEF, where he visited a children's hospital and raised awareness for children with HIV and AIDS ... Pau has participated in UNICEF and the NBA's "Unite For Children, Unite Against AIDS Campaign" since its inception in 2006 and he is also an ambassador for FAD and the Youth Association "Sonar Despierto" ... in 2009-10 and 2010-11, he participated in the Hoops for St. Jude program (monetary donation for every point scored) ... in March of 2010, he announced a partnership with Children's Hospital Los Angeles (involved in community outreach initiatives on behalf of the hospital and interactions with Orthopaedic patients ... along with his brother, Marc, he took part in the NBA's Basketball without Borders event in Barcelona in September of 2010.

NBA REGULAR SEASON STATISTICS

Year	TEAM	G	MIN	FGM-FGA	PCT	FTM-FTA	PCT	FG3-FG3A	FT%	OFF-DEF-TOT	R/G	AST	A/G	PF	DQ	STL	BLK	PTS	AVG
01-02	MEM	82	3007	551-1064	.518	338-477	.709	1-5	.200	238-492-730	8.9	223	2.7	195	2	41	169	1441	17.6
02-03	MEM	82	2948	569-1116	.510	416-565	.736	1-10	.100	192-528-720	8.8	229	2.8	220	3	34	148	1555	19.0
03-04	MEM	78	2458	506-1049	.482	365-511	.714	4-15	.267	206-394-600	7.7	198	2.5	185	1	44	132	1381	17.7
04-05	MEM	56	1790	357-695	.514	282-367	.768	1-6	.167	130-280-410	7.3	135	2.4	146	1	37	93	997	17.8
05-06	MEM	80	3135	600-1194	.503	425-61	.689	3-12	.250	191-522-713	8.9	371	4.6	184	1	46	153	1628	20.4
06-07	MEM	59	2133	462-858	.538	299-400	.748	3-11	.273	149-432-581	9.8	201	3.4	137	0	29	126	1226	20.8
07-08	MEM/LAL	66	2351	475-890	.534	292-362	.807	4-16	.250	155-398-553	8.4	211	3.2	139	0	30	98	1246	18.9
08-09	LAL	81	2999	592-1045	.567	343-439	.781	1-2	.500	262-518-780	9.6	284	3.5	172	0	52	81	1528	18.9
09-10	LAL	65	2403	452-844	.536	286-362	.790	0-5	.000	243-491-734	11.3	218	3.4	152	0	37	113	1190	18.3
10-11	LAL	82	3037	593-1120	.529	354-430	.823	1-3	.333	268-568-836	10.2	273	3.3	203	2	48	130	1541	18.8
11-12	LAL	65	2430	459-917	.501	204-261	.782	7-27	.259	183-495-678	10.4	237	3.6	127	0	37	88	1129	17.4
12-13	LAL	49	1655	270-579	.466	125-178	.702	8-28	.286	111-310-421	8.6	200	4.1	93	0	24	61	673	13.7
13-14	LAL	60	1884	425-885	.480	187-254	.736	4-14	.286	124-456-580	9.7	201	3.4	124	0	27	92	1041	17.4
14-15	CHI	78	2681	570-1153	.494	294-366	.803	12-26	.462	220-699-919	11.8	210	2.7	147	0	25	147	1446	18.5
15-16	CHI	72	2291	467-995	.469	229-289	.792	24-69	.348	155-638-793	11.0	294	4.1	148	1	42	146	1187	16.5
16-17	SA	64	1627	303-604	.502	130-184	.707	56-104	.538	107-394-501	7.8	150	2.3	110	0	24	70	792	12.4
TOTALS		1119	38829	7651-15008	.510	4569-6062	.754	130-353	.368	2934-7615-10549	9.4	3635	3.2	2482	11	577	1847	20001	17.9

NBA PLAYOFF STATISTICS

Year	TEAM	G	MIN	FGM-FGA	PCT	FTM-FTA	FT%	FG3-FG3A	FG%	OFF-DEF-TOT	R/G	AST	A/G	PF	DQ	STL	BLK	PTS	AVG
03-04	MEM	4	134	28-49	.571	18-20	.900	0-0	---	4-16-20	5.0	10	2.5	10	0	4	6	74	18.5
04-05	MEM	4	133	39-80	.488	6-12	.500	1-1	1.000	15-15-30	7.5	10	2.5	12	0	2	7	85	21.3
05-06	MEM	4	158	29-67	.433	23-30	.767	0-1	.000	4-23-27	6.8	12	3.0	11	0	2	5	81	20.3
07-08	Mem-LAL	21	836	141-266	.530	72-104	.692	0-0	---	55-140-195	9.3	83	4.0	60	1	11	40	354	16.9
08-09	LAL	23	931	160-276	.580	100-140	.714	0-0	---	68-181-249	10.8	58	2.5	69	1	19	45	420	18.3
09-10	LAL	23	913	165-306	.539	120-158	.759	0-3	.000	92-163-255	11.1	81	3.5	63	1	9	48	450	19.6
10-11	LAL	10	358	47-112	.420	36-45	.800	1-2	.500	32-46-78	7.8	38	3.8	33	0	4	17	131	13.1
11-12	LAL	12	444	62-143	.434	24-29	.828	2-5	.400	38-76-114	9.5	44	3.7	36	0	6	25	150	12.5
12-13	LAL	4	146	25-52	.481	6-11	.545	0-0	---	7-39-46	11.5	26	6.5	4	0	2	3	56	14.0
14-15	CHI	10	317	56-115	.487	32-42	.762	0-4	.000	17-77-94	9.4	31	3.1	18	0	5	21	144	14.4
16-17	SA	16	365	50-114	.439	17-24	.708	6-18	.333	39-75-114	7.1	31	1.9	35	0	7	15	123	7.7
TOTALS		115	4368	752-1466	.513	437-591	.739	4-16	.250	332-776-1108	9.6	393	3.4	316	2	64	217	1945	16.9

NBA ALL-STAR STATISTICS

Year	TEAM	G	MIN	FGM-FGA	PCT	FG3-FG3A	FG%	FTM-FTA	PCT	OFF-DEF-TOT	R/G	AST	A/G	PF	DQ	STL	BLK	PTS	AVG
05-06	MEM	1	14	0-3	.000	0-0	---	0-0	---	6-6-12	12.0	1	1.0	1	0	0	0	0	0.0
08-09	LAL	1	17	5-7	.714	4-4	1.000	0-0	---	2-6-8	8.0	1	1.0	2	0	1	1	14	14.0
09-10	LAL	1	20	5-9	.556	3-3	1.000	0-0	---	2-4-6	6.0	0	0.0	3	0	1	0	13	13.0
10-11	LAL	1	24	8-13	.615	1-2	.500	0-1	.000	6-1-7	7.0	2	2.0	3	0	0	2	17	17.0
14-15	CHI	1	26	5-7	.714	0-0	---	0-0	---	4-8-12	12.0	2	2.0	0	0	1	1	10	10.0
15-16	CHI	1	15	3-7	.429	3-4	.750	0-1	.000	1-6-7	7.0	1	1.0	2	0	1	0	9	9.0
TOTALS		6	116	26-46	.565	11-13	.846	0-2	.000	21-31-52	8.7	7	1.2	11	0	4	4	63	10.5

CAREER HIGHS

	REGULAR SEASON HIGHS	PLAYOFF HIGHS
MINUTES:	56, vs. Detroit, 12/19/05	49, at Orlando, 6/11/09
POINTS:	46, vs. Milwaukee, 1/10/15	36, vs. Denver, 4/20/08
REBOUNDS:	22 (2), at New Orleans, 3/29/10	19, vs. San Antonio, 5/29/08
ASSISTS:	14, vs. Portland, 2/27/16	10, vs. San Antonio, 4/26/13
STEALS:	4 (2), at Houston, 3/11/09	3 (2), at Denver, 5/29/09
BLOCKS:	9, vs. Denver, 1/1/15	6, vs. Boston, 6/6/10

RUDY GAY

HEIGHT 6-8 | WEIGHT 230 | SEASON Twelfth
BIRTHDATE 8/17/86 | BIRTHPLACE Baltimore, MD
HIGH SCHOOL Archbishop Spalding (Severn, Maryland)
COLLEGE Connecticut

SELECTED BY HOUSTON IN THE FIRST ROUND OF
THE 2006 NBA DRAFT, 8TH OVERALL PICK

SIGNED BY SAN ANTONIO ON 7/6/17



FORWARD
22

CAREER NOTES: In his 12th season, his first with the Spurs ... holds career averages of 18.4 points, 5.9 rebounds, 2.3 assists, 1.3 steals and 35.7 minutes in 723 career games (started 685) with three teams: Memphis (2006-07 – 2012-13), Toronto (2012-13 – 2013-14) and Sacramento (2013-14 – 2015-16) ... one of four players in the NBA to average at least 15.0 points and 5.0 rebounds in each of the last 10 seasons, along with Carmelo Anthony, LeBron James and Spurs forward LaMarcus Aldridge ... one of three players in the NBA, along with James and Russell Westbrook, to record at least 13,000 points, 4,000 rebounds and 1,000 steals since 2006 (year he was drafted) ... holds career postseason averages of 19.0 points, 6.6 rebounds and 1.4 assists on .421 shooting in seven playoff games ... spent the last three-plus years with the Kings, including the 2014-15 campaign when he averaged a career-high 21.1 points ... originally drafted by Houston in the first round of the 2006 NBA Draft (8th overall) before being dealt to Memphis on July 12, 2006 ... after spending his first six-plus seasons with the Grizzlies, traded to Toronto on Jan. 30, 2013 ... moved on Dec. 9, 2013 to Sacramento ... signed with the Spurs on July 6, 2017 ... all-time Grizzlies franchise leader in steals (640) ... named to the 2006-07 All-Rookie First Team ... member of the 2014-16 USA Men's National Team pool ... averaged 6.0 points, 3.7 rebounds, 1.4 assists in 13.9 minutes in nine games off the bench for the USA squad that won a second consecutive FIBA World Cup gold medal in Madrid, Spain ... captured the gold medal with Team USA at the 2010 FIBA World Championship in Turkey, averaging 7.0 points, 2.9 rebounds and 1.00 steals in 13.4 minutes in nine games ... helped guide Team USA to its first gold medal in the event since 1994 ... recipient of the Kia NBA Cares Community Assist Award for April 2012 in recognition of his outstanding efforts in the community and his ongoing philanthropic and charitable work.

2016-17 (Sacramento): Appeared in 30 games, averaging 18.7 points, 6.3 rebounds, 2.8 assists and 1.47 steals in 33.8 minutes while shooting .455 (201-442) from the floor and .372 (42-113) from beyond the arc ... scored a season-high 30 points (11-24 FG) to go along with 12 rebounds in 42 minutes at Miami on 11/1 ... registered 29 points (9-18 FG, 2-4 3FG, 9-10 FT) to go along with a season-high 14 rebounds in 43 minutes at Portland on 11/11 ... posted 22 points, 8 rebounds and 8 assists in 32 minutes at Brooklyn on 11/27 ... missed the final 40 games of the season with a left achilles injury.

2015-16 (Sacramento): Averaged 17.2 ppg (.463 FG%, .344 3pt%, .780 FT%), 6.5 rpg, 1.7 apg, 1.43 spg and 34.0 mpg in starting all 70 games he has played in ... Missed one game (11/13) due to Gastroenteritis ... Missed one game (11/21) with a left shoulder strain ... Missed two games (1/21, 1/23) due to left heel contusion ... NWT - corneal abrasion, left eye in two games (1/26, 1/28) ... Missed one game (2/7) due to a left ankle sprain ... Missed two games (2/29, 3/2) due to a right shoulder strain ... Missed three games (3/28, 4/5, 4/13) due to rest ... Scored in double-figures in 61 games, 20 or more in 24, 30 or more in three ... Grabbed 10 or more rebounds in eight games ... Recorded seven double-doubles ... Led team in scoring in 12 games, rebounding in 13. Top Single-Game Performances: Recorded first double-double of the season with 13 points (6-13 FG, 1-1 FT) and a season-high and game-high 12 rebounds to go along with two assists and one steal in 25 minutes before leaving the game with a left shoulder strain with 5:16 left in the third quarter at Miami (11/19/15) ... Returning to the lineup after missing one game due to a left shoulder strain, scored a season-best 28 points (13-21 FG, 2-4 3pt, 0-1 FT), 10 rebounds and one steal in 42 minutes at Charlotte (11/23/15) ... Recorded 17 points (6-11 FG, 2-5 3pt, 3-5 FT), a game-high 13 rebounds, three assists, a career-best six steals and one block in 35 minutes vs. Houston (12/15/15) ...

Hit game-winning shot with 0.9 seconds left to lift Kings over Jazz, 103-101 (1/14/16), finishing with 24 points (9-17 FG, 1-4 3pt, 5-6 FT), nine rebounds, one assist and three steals in 39 minutes ... Tallied game-high 32 points (13-20 FG, 1-3 3pt, 5-6 FT), nine rebounds, six assists, two steals in 38 minutes in a win vs. Milwaukee (2/1/16).

2014-15 (Sacramento): Averaged a career-high 21.1 ppg (.455 FG%, .359 3pt%, .858 FT%), 5.9 rpg, 3.7 apg, 1.04 spg and 35.4 mpg in 68 games (reserve in 1) ... Missed two games (11/25/14, 11/26/14) due to right Achilles tendinitis ... Missed one game (1/16/15) due to left knee capsule sprain ... Missed one game (2/8/15) due to sore left foot ... Missed two games (3/14/15, 3/16/15) due to left patellar tendon strain ... Missed three games (4/1-4/5/15) due to a concussion ... DND-rest in five games (4/8-4/15/15) ... Scored in double-figures in 64 games, 20 or more in 46, 30 or more in five, 40 or more in one ... Grabbed 10 or more rebounds in one game ... Dished 10 or more assists in one game ... Recorded 2 double-doubles ... Led Kings in scoring in 28 games, rebounding in three and assists in 16 ... Left game vs. Dallas (1/13/15) with left knee strain (1:44, 1st QTR) ... Suffered a concussion in the 3rd quarter at Memphis (3/30/15).

2013-14 (Toronto/Sacramento): Averaged 20.1 ppg (.482 FG%, .312 3pt%, .836 FT%), 5.5 rpg, 3.1 apg, 1.22 spg and 34.4 mpg in starting all 55 games he played in with the Kings ... Averaged 20.0 ppg (.455 FG%, .330 3pt%, .822 FT%), 6.0 rpg, 2.9 apg, 1.30 spg and 34.7 mpg in starting all 73 games he played in with Toronto and Sacramento ... On Inactive List in two games (left Achilles strain) ... DNP-CD (left Achilles strain) in one game ... On Inactive List in one game (flu) ... Missed two games due to a lower back strain (4/8, 4/9 - DNP-CD, 4/13) ... Averaged 19.4 ppg (.388 FG%, .373 3pt%, .773 FT%), 7.4 rpg, 2.2 apg, 1.56 spg, 1.28 bpg and 35.5 mpg in starting all 18 games he played in for Toronto ... Scored in double-figures in 66 of the 72 games played this season (17 of 18 for the Raptors, 48 games with Kings), and had 40 games (32 with Kings) of 20 or more points and 11 contests with 30 points (9 with Kings), one 40-point effort (with Kings) ... Grabbed 10 or more rebounds 11 times (5 with Kings) ... Recorded 11 double-doubles (5 with Kings) ... Led the Kings in scoring in 15 games, rebounding in five and assists in four ... Among NBA leaders, ranked 19th in scoring. Top Single-Game Performances: Matched career-high in points (41) while recording eight rebounds and five assists in 42 minutes at New Orleans ... Scored 10,000th career point on a turnaround jumper with 3:46 left in the fourth quarter at Memphis (1/29/14) ... Tallied 33 points (12-19 FG, 3-3 3pt, 6-6 FT), five rebounds, six assists, two steals and one block in 37 minutes at Minnesota (1/15) ... In Kings' debut, tallied 24 points (8-12 FG, 0-3 3pt, 8-9 FT), one rebound, one assist, one steal and two blocks in 36 minutes at Phoenix (12/13/13) - 24 points was the 2nd most points scored by a Kings player in his debut in the Sacramento era, fourth most in a Kings debut.

2012-13 (Memphis/Toronto): Averaged 18.2 ppg (.416 FG%, .323 3pt%, .814 FT%), 6.1 rpg, 2.7 apg, 1.51 spg and 35.8 mpg in 75 games (started 74) with Memphis and Toronto ... Averaged 17.2 ppg (.408 FG%, .310 3pt%, .776 FT%), 5.9 rpg, 2.6 apg, 1.3 spg and 36.7 mpg in starting all 42 games he played in for Memphis ... Averaged 19.5 ppg (.425 FG%, .336 3pt%, .856 FT%), 6.4 rpg, 2.8 apg, 1.7 spg and 34.7 mpg in 33 games (started 32) for Toronto ... Ranked 16th in NBA scoring and 21st in steals per game ... Scored in double figures in 68-of-75 games ... Scored 20 or more points 32 times, with two games of 30 or more points ... Recorded six double-doubles ... First player to lead two teams in scoring in the same season since Stephon Marbury in 2003-04 ... Left the Grizzlies leading the team in scoring for the second consecutive season ... With the Grizzlies, scored in double-figures in 40 games, 20 or more points in 13 games and recorded three double-doubles ... Scored 20 or more points 19 times for the Raptors ... Did not dress for three games due to a sore back (3/2/13, 3/10/13, 3/23/13) ... Scored 25 or more points in three straight games (3/15-3/20/13). Top Single-Game Performances: Recorded season-high 34 points vs. Detroit (4/1/13) ... Grabbed a season-high-tying 12 rebounds, a career-high 11 coming on the defensive end vs. Atlanta (3/27/13) ... Scored 26 of his 32 points in the second half vs. New York (2/22/13) ... Drained the game-winning bucket with 4.9 seconds remaining vs. Denver (2/12/13) ... Became the first Raptor to score 20 or more points and lead the team in scoring in his first five games (2/1-2/10/13) ... Made the game winner with 1.7 seconds left in overtime at Indiana (2/8/13) ... Recorded 25 points and a season-high 12 rebounds vs. Boston (2/6/13) for his first double-double with the Raptors ... Scored 29 points vs. Miami (2/3/13) in his first start with Toronto ... Had a game-high 20 points off the bench in his Raptors debut vs. L.A. Clippers (2/1/13) ... Made go-ahead jump hook with 13.9 seconds remaining to lift Memphis to victory at Philadelphia (1/28/13).

2011-12 (Memphis): Averaged 19.0 ppg (.455 FG%, .312 3pt%, .791 FT%), 6.4 rpg, 2.3 apg, 1.46 spg and 37.3 mpg in starting all 65 games he played in ... Missed one game on vs. LA Lakers (3/13/12) due to a mild concussion sustained at Denver (3/11/12)... Scored in double-figures in 60 games ... Tallied 20 or more points in 33 games ... Had one 30-point game ... Grabbed 10 or more rebounds in eight games ... Recorded eight double-doubles ... Led the Grizzlies in scoring and minutes ... Ranked 17th in the NBA in scoring, 16th in steals, sixth in minutes and seventh in dunks (110) ... One of seven NBA players to rank in the top 20 in both scoring and steals (Monta Ellis, LeBron James, Brandon Jennings, Chris Paul, Josh Smith and Russell Westbrook) ... Memphis went 24-9 when Gay scored 20 points ... Passed Shane Battier as the Grizzlies' all-time leader in steals at Atlanta (2/2/12) ... Had consecutive double-doubles against San Antonio and Oklahoma City in the first two games of the season. **NBA PLAYOFFS:** Making his first postseason appearance, averaged a team-high 19.0 ppg (.421 FG%, .211 3pt%, .825 FT%), 6.6 rpg, 1.4 apg, 1.3 spg and 39.9 mpg in starting all seven games he played in against the Los Angeles Clippers in the First Round of the 2012 Western Conference Playoffs ... Scored a playoff career-high 24 points in Game 3 at the Clippers (5/5/12).

2010-11 (Memphis): Averaged 19.8 ppg (a career-high .471 FG%, .396 3pt%, .805 FT%), 6.2 rpg, a career-high 2.8 apg, a career-high 1.69 spg, a career-high 1.07 bpg and a career-high 39.9 mpg in starting all 54 games he played in ... Missed the final 23 regular season games and all of the 2011 Playoffs due to a left shoulder subluxation sustained Feb. 15 vs. Philadelphia ... Ranked second on the team in scoring ... Developed into one of the league's top shot-makers by hitting clutch shots in three memorable wins: Hit third career game-winning buzzer-beater vs. Miami (11/20/10), a pull-up baseline jumper over LeBron James; Sank a go-ahead jumper with 0.8 seconds remaining at Toronto (1/24/11); Led Memphis to a win at Phoenix (12/8/10) by draining a three-pointer to send the game into overtime ... **NBA PLAYOFFS:** Inactive all 13 postseason games while recovering from left shoulder surgery.

2009-10 (Memphis): Averaged 19.6 ppg (.466 FG%, .327 3pt%, .753 FT%), 5.9 rpg, 1.9 apg, 1.5 and 39.7 mpg in starting all 80 games he played in ... Ranked second on the team in scoring ... Finished tied for 18th in the NBA in scoring, 17th in steals and third in minutes ... Exploded for a career-high 41 points at Miami (12/13/09), tying Mike Miller's franchise record for points in a win.

2008-09 (Memphis): Averaged 18.9 ppg (.453 FG%, .351 3pt%, .767 FT%), 5.5 rpg, 1.7 apg, 1.24 spg and 37.3 mpg in 79 games (started 78) ... Led the team in scoring and steals for a second consecutive season ... Made a baseline jumper as time expired in Memphis' home opener vs. Orlando (10/31/08), giving the organization its first home-opening win since the 2000-01 Vancouver Grizzlies ... Selected as one of four participants in the 2009 Sprite Rising Stars Slam Dunk Contest but withdrew due to injury.

2007-08 (Memphis): Averaged 20.1 ppg (.461 FG%, .346 3pt%, .785 FT%), 6.2 rpg, 2.0 apg, 1.37 spg, 1.0 bpg and 37.0 mpg in starting all 81 games he played in ... Set a Memphis franchise record for points in a single season (1,632) and established a career high for scoring average (20.1 ppg)... Runner-up to Hedo Turkoglu for the 2007-08 NBA Most Improved Player Award ... Became just the third player in Grizzlies franchise history to average 20 points per game (Shareef Abdur-Rahim from 1997-01, Pau Gasol from 2005-07) ... Led the team in scoring and steals ... Participated in the 2008 Sprite Rising Stars Slam Dunk Contest.

2006-07 (Memphis): Averaged 10.8 ppg (.422 FG%, .364 3pt%, .727 FT%), 4.5 rpg, 1.3 apg and 27.0 mpg in 78 games (started 43) as a rookie ... Selected to the 2006-07 All-Rookie First Team after placing fourth among first-year players in scoring, sixth in rebounding, fifth in steals (0.91), third in blocks (0.95) and fourth in minutes ... Finished third in the balloting for the 2006-07 Rookie of the Year Award behind winner Brandon Roy and second-place Andrea Bargnani ... Earned NBA Rookie of the Month honors for November 2006.

COLLEGE (UConn 2004-06): In two seasons at the University of Connecticut (2004-05 - 2005-06), averaged 13.6 ppg (.461 FG%, .378 3pt%, .721 FT%), 5.9 rpg, 1.8 apg and 29.8 mpg in 64 games ... As a sophomore, led the Huskies in scoring (15.2 ppg) while averaging 6.4 rpg, 2.1 apg and 30.8 mpg in 33 games ... Named first-team All-America by the National Association of Basketball Coaches (NABC) ... One of four finalists for the 2006 Naismith National Player of the Year Award ... Scored a career-high

28 points vs. Arkansas (11/21) ... Named to the 2006 Washington D.C. Regional All-Tournament Team ... Finished collegiate career with 20 points and six rebounds in a career-high 42 minutes in an NCAA Elite Eight loss to George Mason (3/26/06) ... Named Big East Rookie of the Year as a freshman after averaging 11.8 ppg (.462 FG%, .467 3pt%), 5.4 rpg, 1.5 apg and 28.8 mpg in 31 games ... A unanimous Big East All-Rookie Team selection ... Named National Freshman of the Year by The Sporting News ... Earned Big East Rookie of the Week honors five times.

PERSONAL: Full name is Rudy Carlton Gay, Jr. ... Son of Rae and Rudy Gay, Sr ... Has one brother, Eric, and three sisters, Brett, Yozmin and Candace ... Was a longtime Hoops for St. Jude campaign ambassador in Memphis, donating \$22,222.22 in each of his last three seasons in support of the campaign ... Recipient of the Kia NBA Cares Community Assist Award for April 2012 in recognition of his outstanding efforts in the community and his ongoing philanthropic and charitable work ... Led a group of teammates on a visit to St. Jude's Grizzlies House in April 2012, where they spent time decorating cookies with boys and girls ... Treated one young patient and his family to a dream dinner later in the month and invited the family to a Grizzlies game the following evening where they joined him on court during shootaround ... Served as keynote speaker at the Boys & Girls Clubs of Greater Memphis' annual Steak 'N' Burger Dinner, which helped the organization raise more than \$300,000 ... Lends support to the Stax Music Academy and has co-hosted the annual Staxtacular event for each of his last five campaigns in Memphis ... Won the Kia NBA Cares Community Assist Award for March 2010 after helping raise fund for St. Jude Children's Hospital ... Hosted the 12th Annual SportsBall in 2009, a black-tie affair benefiting Big Brothers Big Sisters of Memphis ... Also has participated in programs benefiting Memphis Athletic Ministries, Read to Achieve, STREETS Ministries and Youth Villages ... Participated in a "tryout" on April 24, 2009 with the Memphis Redbirds, the St. Louis Cardinals' Triple-A affiliate, hitting a home run ... Majored in liberal arts at UConn.

NBA REGULAR SEASON STATISTICS

Year	TEAM	G	MINS	FGM-FGA	PCT	FG3-FG3A	PCT	FTM-FTA	FT%	OFF-DEF	TOT	R/G	AST	A/G	PF	DQ	STL	BLK	PTS	AVG
06-07	MEM	78	2103	321-760	.422	52-143	.364	152-209	.727	93-255	348	4.5	100	1.3	192	3	71	74	846	10.8
07-08	MEM	81	3000	625-1355	.461	134-387	.346	248-316	.785	140-359	499	6.2	158	2.0	230	6	111	79	1632	20.1
08-09	MEM	79	2945	572-1262	.453	85-242	.351	264-344	.767	109-328	437	5.5	135	1.7	221	1	98	59	1493	18.9
09-10	MEM	80	3175	600-1288	.466	66-202	.327	301-400	.753	115-357	472	5.9	153	1.9	201	0	118	64	1567	19.6
10-11	MEM	54	2152	409-869	.471	57-144	.396	194-241	.805	82-254	336	6.2	153	2.8	131	2	91	58	1069	19.8
11-12	MEM	65	2422	485-1067	.455	54-173	.312	208-263	.791	130-287	417	6.4	147	2.3	138	1	95	55	1232	19.0
12-13	MEM/TOR	75	2687	521-1253	.416	84-260	.323	240-295	.814	99-362	461	6.1	202	2.7	182	1	113	53	1366	18.2
13-14	TOR/SAC	73	2531	537-1179	.455	65-197	.330	318-387	.822	113-324	437	6.0	209	2.9	171	2	95	56	1457	20.0
14-15	SAC	68	2408	508-1116	.455	79-220	.359	337-393	.858	98-301	399	5.9	250	3.7	157	1	71	41	1432	21.1
15-16	SAC	70	2379	466-1007	.463	74-215	.344	198-254	.780	103-353	456	6.5	120	1.7	184	1	100	51	1204	17.2
16-17	SAC	30	1013	201-442	.455	42-113	.372	118-138	.855	35-155	190	6.3	83	2.8	79	0	44	26	562	18.7
TOTALS		753	26815	5245-11598	.452	792-2296	.345	2578-3240	.796	1117-3335	4452	5.9	1710	2.3	1886	18	1007	616	13860	18.4

NBA PLAYOFF STATISTICS

Year	TEAM	G	MINS	FGM-FGA	PCT	FTM-FTA	FT%	FG3-FG3A	FG%	OFF-DEF	TOT	R/G	AST	A/G	PF	DQ	STL	BLK	PTS	AVG
11-12	MEM	7	279	48-114	.421	33-40	.825	4-19	.211	10-36	46	6.6	10	1.4	15	0	9	2	133	19.0

CAREER HIGHS

	REGULAR SEASON HIGHS	PLAYOFF HIGHS
MINUTES	52 (2), at Phoenix, 11/5/10	48, at LA Clippers, 5/7/12
POINTS	41 (2), at New Orleans, 1/21/14	24, at LA Clippers, 5/5/12
REBOUNDS	15, at Milwaukee, 11/2/13	9, vs. LA Clippers, 5/13/12
ASSISTS	10, vs. Toronto, 12/2/14	4, at LA Clippers, 5/7/12
STEALS	6, vs. Houston, 12/15/15	3 (2), at LA Clippers, 5/5/12
BLOCKS	6 (2), vs. LA Lakers, 1/20/16	1 (2), vs. LA Clippers, 5/13/12

MANU GINOBILI

HEIGHT 6-6 | WEIGHT 205 | SEASON 16th
BIRTHDATE 7/28/77
BIRTHPLACE Bahia Blanca, Argentina



SELECTED BY SAN ANTONIO IN THE SECOND ROUND
OF THE 1999 NBA DRAFT, 57TH OVERALL PICK

GUARD
20

CAREER NOTES: Is in his 16th season in the NBA, all with the Spurs ... he and Bill Bradley are the only two players to win an Olympic gold medal, an NBA Championship and a Euroleague Championship ... the NBA's Sixth Man of the Year in 2008 ... named to the All-NBA Third Team in 2008 and 2011 (first South American – and first sixth man – to earn All-NBA honors) ... a two-time NBA All-Star (2005 and 2011) ... named to the NBA All-Rookie Second Team in 2003 ... has appeared in 992 regular season games, averaging 13.6 points, 3.9 assists, 3.6 rebounds and 1.36 steals in 25.8 minutes per contest ... has seen action in 213 playoff games, averaging 14.1 points, 4.0 rebounds, 3.8 assists and 1.34 steals in 28.0 minutes ... the Spurs all-time leader in 3PT-FG made (1,431) and attempted (3,863) ... among Spurs all-time leaders ranks second in steals (1,349), third in games played (992), fourth in free throws made (3,270) and rebounds (3,555), fifth in points (13,467) and assists (3,838) ... in Spurs playoff history ranks first in steals (285), three-point field goals made (318) and attempted (887), second in assists (811) and free throws made (809), third in games played (213), points (3,009) and rebounds (859) ... among all-time leaders in career playoff action ranks fourth in 3PT-FG made (318) and ninth in games played (213) ... selected by San Antonio in the second round of the 1999 NBA Draft with 57th overall pick ... signed with the Spurs on 7/18/02 ... has re-signed with San Antonio five times (7/15/04, 4/9/10, 7/11/13, 7/20/15, 7/14/16 and most recently on 8/24/17) ... received the 2010 Konex Award of Light, which is the highest honor given by the Konex Foundation, based on his professional basketball accomplishments over the past decade ... in 2004 was named Argentina's Athlete of the Decade by TyC Sports (Argentina's version of ESPN) ... a three-time winner of Clarin's Premio Consagracion de Oro award (2002, 2004 and 2005) ... the annual award recognizes Argentina's athlete of the year ... named Fox Sports Español's Latin American Basketball Player of the Year three times (2003, 2004 and 2005) ... made his pro debut in Argentina with Andino in 1995–96 ... played for Argentina's Estudiantes Bahia Blanca in 1996–97 and 1997–98 ... then moved to Italy ... spent two seasons – 1998–99 and 1999–2000 – with Basket Viola Reggio Calabria before joining Virtus Bologna for the 2000–01 season ... the 2001 Euroleague Finals MVP ... named the Italian League MVP in both 2000–01 and 2001–02 ... has been a member of the Argentinean National Team since 1998 ... named to the All-Tournament Team at the 2002 World Championship leading Argentina to a silver medal ... led Argentina to a second place finish in the 2003 FIBA Americas Men's Olympic Qualifying Tournament ... named the MVP of the 2004 Olympics after leading Argentina to the gold medal, averaging 19.3 points, 4.0 rebounds, 3.3 assists and 1.38 steals in 29.9 minutes in eight games ... named to the All-Tournament Team for the 2006 World Championship ... averaged 15.1 points, 2.6 rebounds, 2.3 assists and 1.67 steals in nine games as Argentina finished in fourth place ... in the 2008 Olympics averaged 17.7 points and 3.9 assists in seven games as Argentina captured the bronze medal ... guided Argentina to the 2011 FIBA Americas Championship and a spot in the 2012 Olympics ... averaged 15.8 points, 4.0 assists, 3.0 rebounds and 1.50 steals in 28.2 minutes ... was named to the All-Tournament Team ... led Argentina to a fourth place finish at the 2012 Olympics in London, averaging 19.4 points, 5.4 rebounds, 4.1 assists and 1.6 steals in eight games ... represented Argentina at the 2016 Rio Olympics, averaging 15.0 points, 3.5 assists and 3.0 rebounds in 26.1 minutes in six games.

2016-17: Appeared in 69 games, averaging 7.5 points, 2.3 rebounds, 2.7 assists and 1.19 steals in 18.7 minutes ... shot .390 from the field, .392 from three-point range and .804 from the free throw line ... scored in double figures 22 times ... led the team in steals 19 times and in assists nine times ... logged 3-or-more assists in 35 games ... set a new season-high in scoring with his 19 points (7-15 FG, 3-7 3FG, 2-2 FT) as well as 5 assists, 4 rebounds and 3 steals on 3/8 vs. Sacramento ... scored

18 points (5-6 FG, 4-5 3FG, 4-4 FT) on 2/4 vs. Denver ... logged 16 points (3-7 FG, 2-4 3FG, 8-8 FT), 3 assists and 2 rebounds on 1/14 at Phoenix ... notched 14 points (4-8 FG, 2-5 3FG, 4-4 FT), 7 rebounds and 2 assists on 12/30 vs. Portland ... registered 12 points (3-9 FG, 2-4 3FG, 4-4 FT), 5 rebounds, 3 assists, 3 blocks and 2 steals in 19 minutes on 12/28 vs. Phoenix ... recorded 17 points (6-9 FG, 3-5 3FG, 2-2 FT) on 12/18 vs. New Orleans ... on 12/14 vs. Boston, registered 12 points, 4 assists and 2 rebounds in 21 minutes ... finished with 13 points (4-6 FG, 1-3 3FG, 4-4 FT) by hitting buzzer-beaters to end the first and second quarters to go along with 7 assists and 3 steals in 24 minutes on 12/2 vs. Washington ... scored 13 points (4-9 FG, 2-5 3FG, 3-4 FT), 6 rebounds, 3 assists and 2 steals in 22 minutes on 11/29 vs. Orlando ... registered 12 points (5-7 FG, 2-2 3FG), 2 rebounds and 3 assists in 15 minutes on 11/12 at Houston ... scored 10 points without missing a shot from the field (4-4 FG, 2-2 3FG) on 11/11 vs. Detroit ... tallied 8 points, 5 assists and 3 rebounds in 19 minutes on 10/27 at Sacramento ... recorded 10 points, 5 rebounds and 2 assists at on 10/25 Golden State ... sat out nine games due to rest (10/29, 11/26, 11/30, 12/22-12/23, 3/4, 3/9, 3/19, 4/2) ... one game DNP-CD (12/6) ... missed one game with back spasms (1/23) ... sat out two games with a right quad contusion (4/5-4/7) ... appeared in all 16 postseason contests and started in one, averaging 6.6 points, 2.4 rebounds, 2.4 assists and 1.00 steals in 17.8 minutes ... shot .412 from the floor and .739 from the free throw line ... posted 15 points, 7 assists and 3 steals on 5/22 vs. Golden State ... led the team in scoring as he tallied 21 points (7-9 FG, 2-3 3FG, 5-8 FT) on 5/20 vs. Golden State ... registered 17 points (7-10 FG, 1-3 3FG, 2-3 FT) and 3 steals on 5/14 at Golden State ... finished with 12 points, 7 rebounds and 5 assists on 5/9 vs. Houston ... tallied 10 points (4-6 FG, 1-2 3FG, 1-1 FT), 3 assists, 3 steals and 2 rebounds on 4/25 vs. Memphis.

2015-16: Appeared in 58 games, averaging 9.6 points, 3.1 assists, 2.5 rebounds and 1.14 steals in 19.6 minutes ... shot .453 (197-435) from the field, .391 (70-179) from three-point range and .813 (91-112) from the foul line ... scored in double figures 26 times, including three games with 20-or-more ... led the team in scoring three times, in assists on eight occasions and in steals 15 times ... handed out five-or-more assists in 10 games ... had 2-plus steals 16 times ... became the second player in NBA history to play 900 games with the team that drafted him outside of first round since 1966 (Calvin Murphy), when he participated in his 900th NBA contest vs. Cleveland on 1/14 ... set the record with teammates Tony Parker and Tim Duncan for all-time most regular season wins by a trio in NBA history (541) at Boston on 11/1 ... totaled a season-high 22 points (8-11 FG, 1-3 3FG, 5-5 FT) in 15 minutes vs. Sacramento on 3/5 after missing 12 games (surgical recovery) ... recorded 20 points (9-10 FG, 2-2 3FG) to go along with a season-best 5 steals, 4 rebounds, 4 assists and 2 blocks at Los Angeles Lakers on 1/22 ... finished with a game-high 20 points (7-10 FG, 5-6 3FG, 1-1 FT), 3 steals and 2 assists in 24 minutes vs. New Orleans on 3/30 ... tallied 13 points, 8 rebounds, 3 steals and 3 assists in 24 minutes at Boston on 11/1 ... totaled 15 points, 7 rebounds and 4 assists in 26 minutes vs. Boston on 12/5 ... registered 11 points, a season-high 8 assists and 3 rebounds in 18 minutes vs. Washington on 12/16 ... tallied 17 points (7-14 FG) with 4 rebounds and 3 assists in 23 minutes vs. Portland on 11/16 ... posted 17 points (5-7 FG, 3-3 3FG, 4-5 FT) and 3 rebounds in 19 minutes at Atlanta on 12/12 ... dished out a team-high 7 assists to go along with 11 points and 2 steals in 18 minutes at Oklahoma City on 10/28 ... recorded 17 points to go along with 4 rebounds, 3 assists and 2 steals in 25 minutes at Toronto on 12/9 ... contributed 16 points, 5 rebounds and 3 assists in 22 minutes vs. New York on 1/8 ... missed one game with an adductor strain (11/14) ... missed two games with bilateral hip tightness (11/18-11/20) ... missed 12 games due to surgical recovery (2-5-3/3) ... sat out nine games due to rest ... saw action in all 10 playoff games, averaging 6.7 points, 2.7 rebounds and 2.5 assists in 19.2 minutes ... shot .426 (20-47) from the field, .429 (9-21) and .783 (18-23) from the foul line ... scored in double figures twice ... played in his 194th playoff game moving into ninth place on the NBA's all-time postseason games played list passing Danny Ainge and Karl Malone in Game 3 at Oklahoma City on 5/6 ... his 194th postseason contest also saw him pass Ainge to become the all-time leader in playoff games played by 2nd round draft picks ... registered 11 points (5-8 FG, 1-2 3FG), 3 rebounds and 2 steals in 22 minutes in Game 2 vs. Oklahoma City on 5/2 ... contributed 11 points (3-5 FG, 3-4 3FG, 2-2 FT), 5 assists and 3 rebounds in 27 minutes in Game 3 at Memphis on 4/22.

2014-15: Appeared in 70 games, averaging 10.5 points, 4.0 assists and 3.8 rebounds in 22.7 minutes ... only player in NBA history to average 10.0 points, 4.0 assists and 3.0 rebounds in less than 23.0 minutes ... shot .426 (251-589) from the floor, .345 (89-258) from three-point range and .721 (147-204) from the charity stripe ... scored in double figures 35 times, including six games with 20-or-more ... distributed 10-or-more assists three times ... led team in scoring five times, assists 22 times and steals 18 times ... posted two double-doubles on the season ... became the all-time leader in NBA history for the most career games with at least 15 points and 5 assists off the bench when he accomplished the feat for the 62nd time with 17 points and 5 assists in 26 minutes at Golden State on 11/11 ... now has 68 such games in his career ... marked his 500th win as part of a trio with Tony Parker and Tim Duncan, second-most in NBA history, posting 10 points, 4 rebounds and 3 assists in 25 minutes at LA Clippers on 11/10 ...

scored a season-high 28 points (10-18 FG) to go with 4 assists, 3 rebounds and 2 steals in 26 minutes vs. Indiana on 11/26 ... scored 19 points and dished out 10 assists in 27 minutes vs. LA Clippers on 12/22, his fourth career double-double with points and assists off the bench ... registered back-to-back double-doubles by handing out 13 assists, the third-highest total of his career, to go with 11 points and 7 rebounds in 25 minutes the next game vs. Oklahoma City on 12/25 ... posted 26 points (9-17 FG, 5-8 3FG), 7 rebounds and 3 assists in 29 minutes vs. New Orleans on 12/31 ... scored 27 points (10-14 FG, 3-6 3FG, 4-6 FT) in just 24 minutes at Charlotte on 1/14 ... opened the season with 20 points (6-13 FG, 6-7 FT) and 6 assists in 28 minutes vs. Dallas on 10/28 ... scored 21 points (5-15 FG, 6-7 FT) to go with 5 assists and 4 rebounds in 26 minutes at Sacramento on 11/15 ... shot a perfect 5-5 from beyond the arc on his way to 17 points, 7 assists and 6 rebounds in 28 minutes at Memphis on 12/5 ... recorded 21 points, 8 rebounds, 8 assists in 41 minutes vs. Memphis on 12/17, marking the first time he has hit 20-8-8 in a single game in his career ... tied his career-high with 4 blocks in 19 minutes vs. Utah on 1/18 ... posted 13 points (5-9 FG), 10 assists and 6 rebounds in 29 minutes vs. Orlando on 2/4 ... set the record with Tim Duncan and Tony Parker for most games played by a trio in NBA history (730) at Oklahoma City on 4/7 ... missed one game vs. Minnesota on 12/6 with a left shoulder impingement ... missed one game at Portland on 12/15 with a low back contusion ... sat out the 1/10 game at Minnesota with back spasms ... missed one game vs. Toronto on 3/10 due to gastroenteritis ... missed four games (3/17-3/22) with a sprained right ankle ... sat out four games due to rest ... appeared in all seven playoff games, averaging 8.0 points, 4.6 assists and 3.4 rebounds in 18.7 minutes ... scored in double-figures three times ... moved into third all-time in postseason three-point field goals (300), passing Kobe Bryant ... passed Michael Jordan for 10th all-time in individual postseason wins (120).

2013-14: Appeared in 68 games, starting three, averaging 12.3 points, 4.3 assists, 3.0 rebounds and 1.03 steals in 22.8 minutes ... shot .469 (294-627) from the floor, .349 (90-258) from three-point range and .851 (160-188) from the charity stripe ... scored in double figures 43 times, including 10 games with 20-or-more ... distributed 10-or-more assists twice ... led team in scoring eight times, assists 20 times and steals 16 times ... posted one double-double on the season ... tallied a season-high 29 points (9-17 FG, 4-5 3FG, 7-7 FT), 7 rebounds and 5 assists in 25 minutes vs. Portland on 1/17 ... posted a double-double with 11 points and a season-high 12 assists in 28 minutes vs. New York on 1/2 ... recorded 28 points (9-16 FG, 4-9 3FG, 6-6 FT), 3 rebounds, 3 assists and 2 steals in 30 minutes vs. Sacramento on 12/29 ... tallied 26 points (8-11 FG, 4-6 3FG, 6-6 FT), 4 rebounds and 3 assists in 26 minutes vs. Memphis on 4/6 ... pulled down a season-high 9 rebounds in 30 minutes at Utah on 11/15 ... distributed 11 assists in 27 minutes vs. Houston on 11/30 ... tallied 20 points (7-14 FG, 3-7 3FG, 3-3 FT), 3 rebounds and 3 assists at LA Lakers on 1/1 ... tallied 16 points (5-10 FG, 4-7 3 FG, 2-2 FT), 9 assists and 5 rebounds in 23 minutes at Toronto on 12/10 ... posted 20 points (6-10 FG, 2-4 3FG, 6-8 FT), 9 assists and 4 rebounds in 26 minutes vs. Minnesota on 12/13 ... tallied 24 points, 7 assists, 6 rebounds and 2 steals in 27 minutes at Phoenix on 12/18 ... posted 18 points (4-7 FG, 1-2 3FG, 9-9 FT), 5 rebounds and 2 assists in 25 minutes vs. Toronto on 12/23 ... tallied 22 points (8-17 FG, 3-7 3FG, 3-3 FT) and 3 rebounds in 25 minutes vs. Houston on 12/25 ... recorded 16 points (6-10 FG, 0-2 3FG, 4-5 FT), 5 rebounds, 4 assists in 19 minutes at Portland on 2/19 ... tallied 16 points (6-11 FG, 1-3 3FG, 3-3 FT), 9 assists and 3 steals in 28 minutes vs. Detroit on 2/26 ... posted 15 points, 7 assists and 4 rebounds in 23 minutes vs. Dallas on 3/2 ... tallied 24 points (10-17 FG, 2-7 3FG, 2-3 FT), 5 assists and 3 rebounds in 27 minutes vs. Orlando on 3/8 ... recorded 22 points (9-11 FG, 4-5 3FG) in 21 minutes at Chicago on 3/11 ... posted 21 points (8-11 FG, 2-5 3FG, 3-4 FT) in 25 minutes vs. Utah on 3/16 ... missed 10 games with tightness in left hamstring (1/8-1/12) (1/29-2/12) ... missed four games with rest (12/19, 3/22, 4/3, 4/11) ... appeared in all 23 playoff games, averaging 14.3 points to go along with 4.1 assists, 3.3 rebounds and 1.57 steals in 25.5 minutes ... shot .439 (104-237) from the field, .390 (41-105) from behind the line and .862 (81-94) from the free throw stripe ... swiped 36 total steals, second-best in his postseason career (2002-03) ... scored double figures in 17 playoff games, including four games with 20-or-more ... handed out 5-or-more assists in 10 games ... averaged 17.7 points, 3.7 rebounds, 4.6 assists and 2.29 steals in the First Round vs. Dallas ... tallied 27 points (9-12 FG, 5-6 3FG, 4-7 FT) on 4/23 in Game 2 vs. Dallas Mavericks ... set a playoff career-high with 6 steals to go along with 20 points (5-7 FG, 2-3 3FG, 8-9 FT) in Game 7 vs. Dallas on 5/4 to close out the series ... scored 23 points (8-13 FG, 6-9 3FG) in Game 3 at Oklahoma City Thunder on 5/25 ... registered 19 points (7-9 FG, 3-4 3FG, 2-2 FT) in Game 5 vs. Oklahoma City on 5/29 to help Spurs go up 3-2 ... posted 15 points, 6 rebounds, 5 assists and 4 steals at Oklahoma City in Game 6 to close out the series ... tied a playoff career high with 11 assists to go along with 16 points (5-10 FG, 3-6 3FG, 3-3 FT), 5 rebounds and 3 steals in Game 1 of the NBA Finals vs. Miami Heat on 6/5 ... finished with 19 points (6-11 FG, 3-6 3FG, 4-5 FT), 4 rebounds and 4 assists in Game 5 vs. Miami on 6/15.

2012-13: Appeared in 60 games, averaging 11.8 points, 4.6 assists, 3.3 rebounds and 1.33 steals in 23.2 minutes ... shot .425 (229-539) from the floor, .353 (83-235) from downtown and .796 (164-206) from the

free throw line ... scored in double figures 37 times, including 20-or-more seven times ... led the team in points five times, assists 15 times, steals 17 times and blocks five times ... handed out 5-or-more assists 28 times ... posted one double-double ... dished out a career-high 15 assists to go along with 9 points, 4 rebounds and 2 steals in 22:56 minutes vs. Sacramento on 3/1 ... recorded a season-high 23 points (7-12 FG, 5-9 3FG, 4-4 FT), 3 assists and 3 steals in 23:37 minutes vs. Houston on 12/28 ... tallied 14 points and 10 assists in 26 minutes vs. Cleveland on 3/16 ... finished with 10 points, 6 assists, a season-high 6 steals and 5 rebounds in 35:01 minutes vs. Memphis on 12/1 ... registered 19 points, a season-high 8 rebounds and 4 assists in 28:27 minutes vs. L.A. Lakers on 1/9 ... finished with 20 points (7-10 FG, 5-7 3FG, 1-2 FT) and 4 assists in 23:14 minutes vs. Denver on 11/17 ... tallied 20 points, including 6 three's, 5 assists and 4 rebounds in 23:32 minutes at Orlando on 11/28 ... finished with 22 points (7-12 FG, 3-7 3FG, 5-6 FT), 6 assists and 5 rebounds in 36:29 minutes at Houston on 12/10 ... registered 20 points (6-12 FG, 2-5 3FG, 6-6 FT), 5 assists and 5 rebounds in 25:17 minutes at Dallas on 12/30 ... registered 21 points (7-13 FG, 2-5 FT, 5-5 FT), 5 rebounds and 4 assists in 24:44 minutes at New Orleans ... finished with 18 points (7-14 FG, 3-5 3FG, 1-1 FT), 9 assists and 3 rebounds in 26:15 minutes vs. Chicago on 3/6 ... tallied 16 points and 7 assists in 28:01 minutes vs. Golden State on 3/20 ... missed the first two games of the season with back spasms ... missed four games (1/16-1/21) with a left hamstring strain ... missed five games (2/2-2/11) with tightness, left hamstring ... missed nine games (3/31-4/15) with a strained right hamstring ... appeared in all 21 playoff games, starting three, averaging 11.5 points, 5.0 assists, 3.7 rebounds and 1.14 steals in 26.7 minutes ... scored in double figures 11 times, including 20-or-more twice ... recorded two double-doubles ... hit the game-winning three-pointer with 1.2 seconds remaining in double-overtime vs. Golden State on 5/6 in Game 1 of the WC Semifinals ... finished the game with 16 points, 11 assists and 7 rebounds in 36:00 minutes... notched 13 points, 7 assists and 5 rebounds in 19:00 minutes vs. L.A. Lakers on 4/24 in Game 2 of the first round ... tallied 21 points, 4 rebounds, 3 assists and 3 steals in 36:47 minutes at Golden State on 5/12 in Game 4 of the WC Semifinals ... tied a playoff career-high with 11 assists at Golden State on 5/16 in Game 6 of the WC Semifinals ... posted 19 points, 7 rebounds and 5 assists in 29:42 minutes at Memphis on 5/25 in Game 3 of the WC Finals ... in his first postseason start, recorded a double-double with a playoff-high 24 points (8-14 FG, 1-4 FG, 7-8 FT) and 10 assists vs. Miami on 6/16 in Game 5 of the Finals.

2011-12: Appeared in 34 games, starting in seven games, averaging 12.9 points, 4.4 assists and 3.4 rebounds in 23.5 minutes ... shot .526 (150-285) from the floor, .413 (52-126) from the three point line and .871 (88-101) from the free throw line ... scored in double figures 20 times, including 20-or-more nine times ... led the team in points six times, assists seven times, steals six times and blocks twice ... scored his 10,000th career-point vs. L.A. Lakers on 4/11 to become just the fifth Spurs in franchise history to surpass the 10,000-point plateau ... scored a season-high 24 points in the season opener vs. Memphis on 12/26 ... tied a season-high with 24 points (6-10 FG, 5-8 3FG, 7-7 FT) and dished out 6 assists vs. Los Angeles Clippers on 12/28 ... finished with 23 points (9-10 FG, 5-6 3FG) vs. Utah on 13/31 ... handed out a season-high 8 assists vs. Minnesota on 3/21 ... tallied 22 points (6-10 FG, 4-6 3FG, 6-6 FT) 6 assists and 3 rebounds vs. L.A. Clippers on 3/9/12 ... tallied 23 points while knocking down 14-of-15 free throws vs. Utah on 4/8 ... finished with 20 points (6-9 FG, 3-4 3FG, 5-5 FT), 7 assists and 6 rebounds vs. L.A. Lakers on 4/20 ... missed 22 games with a fractured fifth metacarpal suffered at Minnesota on 1/2/12 ... returned to action on 2/11 at New Jersey ... suffered a left internal oblique strain at L.A. Clippers on 2/18 and missed the next five games ... was inactive for four games ... registered one DNP-CD ... appeared in all 14 playoff games, starting in two, averaging 14.4 points, 4.0 assists and 3.5 rebounds in 27.9 minutes... shot .448 (65-145) from the field, .338 (23-68) from beyond the arc and .857 (48-56) from the free-throw line ... scored in double figures in 10 games, including three games with 20-or-more and one game with 30-or-more ... led the team in scoring on three occasions ... recorded a postseason-high 34 points (11-21 FG, 5-10 3FG, 7-8 FT), 7 assists and 6 rebounds in Game 5 vs. Oklahoma City on 6/4 ... tallied 26 points, 5 rebounds and 4 assists in Game 1 vs. Oklahoma City on 5/27 ... recorded 22 points, 3 rebounds and 3 assists in Game 1 vs. L.A. Clippers on 5/15 ... finished with 6 points, a postseason-high 10 assists and 5 rebounds in Game 3 at Utah on 5/5.

2010-11: Named to the All-NBA Third Team ... appeared in 80 games, including 79 starts, averaging 17.4 points, 4.9 assists, 3.7 rebounds and 1.54 steals in 30.3 minutes ... shot .433 (441-1,018) from the field, .349 (154-441) from the three-point line and .871 (357-410) from the free throw line ... ranked 11th in the NBA in steals per game and 12th in free throw percentage ... scored in double figures 67 times, including 34 20-plus performances, and two 30-plus contests ... led the team in scoring 30 times, rebounds four times, assists 24 times, steals 34 times, and blocks eight times ... selected to play in the 2011 All-Star game in Los Angeles, his second All-Star selection ... in mid-November, Ginobili received the 2010 Konex Award of Light, which is the highest honor given by the Konex Foundation, based on his professional basketball accomplishments over the past decade ... made 44 consecutive free-throws from 1/9 vs. Minnesota to 1/24 at Golden State,

which is the longest streak of his career ... finished with a season-high 35 points (10-22 FG, 13-16 3FG), 8 assists, 6 rebounds and 2 steals in 36 vs. Memphis on 2/27 ... knocked down the game-winner as time expired for a 92-90 Spurs win vs. Milwaukee on 12/15 ... finished the night with 26 points (9-13 FG, 2-3 3FG, 6-9 FT), 6 rebounds and 4 assists in 30 minutes ... closed out the month on November posting five straight 20-plus games: registered 25 points (8-17 FG, 3-7 3FG, 6-6 FT), a season-high 9 assists and 6 rebounds in 35 minutes vs. Orlando on 11/22 ... finished with 26 points (8-17 FG, 4-10 3FG, 6-7 FT), 6 rebounds and 6 assists in 38 minutes at Minnesota on 11/24 ... tallied 31 points (9-16 FG, 4-8 3FG, 9-9 FT), 4 assists and 3 rebounds in 34 minutes vs. Dallas on 11/26 ... recorded 23 points (8-17 FG, 3-8 3FG, 4-4 FT), 8 assists and 7 rebounds in 34 minutes at New Orleans on 11/28 ... finished out the month with 27 points (8-13 FG, 3-7 3FG, 8-9 FT), 6 rebounds, a season-high 5 steals and 3 assists at Golden State on 11/30 ... tied a season-high with 9 assists to go along with 15 points in 38 minutes vs. Memphis on 12/18 ... recorded 24 points (7-12 FG, 3-6 3FG, 7-8 FT), 8 rebounds, 6 assists and a season-high tying 5 steals at Boston on 1/5 ... finished with 19 points, a season-high 9 rebounds and 6 assists in 29 minutes at Minnesota on 1/11 ... put up 26 points (8-15 FG, 8-9 FG), 6 rebounds, and 7 assists in 35 minutes at Utah on 1/26 ... registered 26 points (8-16 FG, 9-10 FT), 6 rebounds, 5 assists, and 3 steals in 33 minutes vs. New Jersey on 2/25 ... scored 28 points (9-18 FG, 4-9 3FG, 6-6 FT) in 31 minutes vs. Golden State on 3/21 ... posted 23 points, 7 rebounds, and 6 assists in 39 minutes at Houston on 4/1 ... diagnosed with a left quad contusion and was inactive vs. Portland on 3/28 ... was inactive at L.A. Lakers on 4/12 ... missed the Game 1 of the Spurs first round series vs. Memphis with a sprained right elbow ... started in all five games he appeared in, averaging a team-best 20.6 points, 4.2 assists, 4.0 rebounds and 2.60 steals in 34.8 minutes ... led the NBA in steals during the playoffs ... scored in double figures in five games ... posted 33 points (10-18 FG, 4-6 3FG, 9-10 FT), 6 rebounds, 4 assists and 4 steals in 42 minutes in Game 5 vs. Memphis on 4/27.

2009-10: Saw action in 75 games, including 21 starts, averaging 16.5 points, 3.8 rebounds, a career-high 4.9 assists and 1.37 steals in 28.7 minutes... shot .441 (398-903) from the floor, .377 (132-350) from three-point range and .870 (309-355) from the free throw line... ranked 11th in the NBA in FT% ... scored in double figures 59 times, including 18 20-plus games, five 30-plus games and one 40-plus game ... led the team in scoring 20 times, assists 37 times, steals 30 times and blocks 11 times ... earned Western Conference Player of the Week honors for the week of 3/22-28, averaging 25.8 points, 5.0 assists and 4.5 rebounds leading the Spurs to a 3-1 week ... posted three double-doubles ... enjoyed an incredible second half of the season ... averaged 21.4 points, 5.6 assists, 4.2 rebounds and 1.31 steals while shooting .481 (208-432) from the field and .389 (61-157) from three-point land in 30 games after the All-Star Break ... in his first 46 games of the season, averaged 13.4 points, 4.5 assists, 3.5 rebounds and 1.41 steals while shooting .403 (190-471) from the field and .368 (71-193) from three-point range ... posted a season-high 43 points (13-25 FG, 14-17 FT), 6 rebounds and 5 assists in 35 minutes vs. Orlando on 4/2 ... finished with 38 points (12-23 FG, 7-11 3FG, 7-7 FT), 7 rebounds, 5 assists and 2 steals in 37 minutes at Cleveland on 3/8 ... tallied 38 points (12-26 FG, 5-11 3FG, 9-10 FT) and 6 assists in 45 minutes at Atlanta on 3/21 ... recorded 36 points (8-15 FG, 6-8 3FG, 14-16 FT), 8 assists and a career-high 4 blocks in 32 minutes vs. Toronto on 11/9 ... posted 32 points (10-22 FG, 2-5 3FG, 10-11 FT), 17 of those coming in the fourth quarter, 5 rebounds and 5 assists in 37 minutes at L.A. Lakers on 4/4 ... registered a double-double with 23 points (10-15 FG, 2-4 3FG) and season-high 11 assists in 22 minutes vs. Golden State on 3/19 ... had 18 points and 10 assists in 32 minutes vs. Houston on 3/31 ... just missed a triple-double with 14 points, 10 assists and 9 rebounds in 28 minutes vs. Minnesota on 12/29 ... posted 28 points (10-18 FG, 6-8 FT), 6 rebounds, 5 assists in 33 minutes vs. New York on 3/10 ... grabbed a season-high 10 rebounds at Houston on 2/26 ... registered 26 points (9-18 FG, 7-8 FT), 9 rebounds, 4 assists and 2 steals in 34 minutes vs. Oklahoma City on 2/24 ... missed five games from 11/19-27 due to strained left groin ... missed one game (at NJN on 3/29) due to back spasms ... started all 10 playoff games, averaging 19.4 points, 6.0 assists, 3.7 rebounds and 2.60 steals in 35.2 minutes ... led the NBA in steals per game during the playoffs ... scored in double figures in nine playoff games... pitched in playoff season-high 27 points twice: (9-20 FG, 6-7 FT) in Game 1 at Phoenix on 5/3 and (10-17 FG, 4-9 3FG) in Game 3 vs. Phoenix on 5/7 ... scored 26 points (7-19 FG, 10-12 FT) and dished out 5 assists in 38 minutes in series-clinching game vs. Dallas on 4/29 ... dished out a playoff career-high 11 assists to go along with 11 points in 40 minutes in Game 2 at Phoenix on 5/5... tallied 26 points (10-17 FG, 3-7 3FG, 3-3 FT), 4 rebounds, 6 assists, 3 steals in 40 minutes in Game 1 at Dallas on 4/18... tied playoff career-high with 5 steals in Game 4 vs. Phoenix on 5/9.

2008-09: Appeared in 44 games, including seven starts, averaged 15.5 points, 4.5 rebounds, 3.6 assists and 1.45 steals in 26.8 minutes ... shot .454 (223-491) from the floor, .330 (69-209) from three-point range and .884 (168-190) from the line ... ranked 11th in the NBA in FT% ... scored in double figures 36 times, including eight 20-plus games and three 30-plus games ... led the team in scoring six times, assists five times, rebounding twice, steals 20 times and blocks seven times ... missed time due to two injuries ... underwent successful arthroscopic surgery (the surgery was performed in Los Angeles by Dr. Richard

Ferkel) on 9/3 to repair the posterior impingement of his left ankle ... the injury was originally suffered during the 2008 Western Conference Finals and re-aggravated during the 2008 Olympics ... missed the first 12 games of the season ... suffered stress reaction of distal right fibula on 2/11 at Toronto and missed the next 19 games ... returned to action on 3/25 vs. Golden State and appeared in six games before suffering a stress fracture of distal right fibula ... the injury caused him to miss the final six games of the regular season and the entire 2009 postseason ... tallied 30 points, including a perfect 18-of-18 from the free throw line, 9 rebounds, 3 assists and 2 steals at Phoenix on 1/29 ... his perfect night from the charity stripe set a new Spurs record for most free throws made in a game surpassing Tim Duncan's record of 17-of-17 from the foul line back on 1/17/02 vs. Utah ... made his season debut at Memphis on 11/24 finishing with 12 points, 4 rebounds and an assist in 11:16 minutes ... twice posted a season-high 32 points: 32 points (12-23 FG, 4-7 3FG, 4-5 FT), 7 rebounds, 4 assists and 3 steals in 33:36 minutes at Toronto on 2/11 ... 32 points (10-23 FG, 1-6 3FG, 11-12 FT), 3 assists, 3 rebounds and 2 steals in 34:39 minutes at Golden State on 2/2 ... posted 27 points (8-12 FG, 5-7 3PT-FG, 6-6 FT), 5 rebounds and 3 assists vs. Atlanta on 12/10 ... netted 27 points (9-15 FG, 4-8 3FG, 5-6 FT) in 30:17 minutes vs. L.A. Lakers on 1/14 ... finished with 26 points (8-10 FG, 4-4 3 FG, 6-7 FT), 8 rebounds, 3 assists and 2 steals in just 20:38 minutes vs. Indiana on 1/20 ... finished with 17 points, a season-high 9 rebounds and 5 assists at New Orleans on 12/17 ... posted 20 points, 4 rebounds and 4 assists vs. Memphis on 12/27 ... tallied 13 points, 6 rebounds, 6 assists and 5 steals in 23:37 at Memphis on 1/2 ... scored 10 of his 13 points in the fourth quarter, including a perfect 8-of-8 on free throws in the final minute, to go along with a season-high tying 9 rebounds, 5 assists and 4 steals in 29:14 minutes at Utah on 1/27 ... was inactive at New York on 2/17 and at Denver on 2/3.

2007–08: Named to the All-NBA Third Team ... first South American – and first sixth man – to earn All-NBA honors ... named the NBA's Sixth Man of the Year ... averaged 19.5 points, 4.8 rebounds, 4.5 assists and 1.47 steals in 31.0 minutes ... shot .460 (453-984) from the field, .401 (156-389) from three-point land and .860 (380-442) from the line ... earned 23 starts in 74 games ... ranked 32nd in scoring, 28th in assists, 17th in steals, 17th in 3PT-FG made, 30th in 3PT-FG percentage, 16th in FT made and 16th in FT percentage ... the only player in the NBA to rank among the top 40 in each of these seven statistical categories (despite ranking 94th in the league in minutes) ... the first reserve to lead his team in scoring since Chris Gatling (Dallas) and Dominique Wilkins (San Antonio) in the 1996–97 season ... in 51 games as a reserve averaged 18.2 points in 29.0 minutes while averaging 22.4 points in 35.4 minutes in 23 games as a starter ... named the Western Conference Player of the Week on 2/25 after averaging 30.7 points, 6.3 assists and 4.7 rebounds in a perfect 3-0 week ... led the team in scoring 28 times and in assists 28 times ... posted five double-doubles ... scored in double figures 65 times with 20-or-more 34 times and 30-or-more 11 times ... scored a season-high 46 points (15-20 FG, 8-11 3PT-FG, 8-9 FT) – to go along with 8 assists, 5 rebounds and 3 steals – at Cleveland on 2/13 (had 18 points, 4 assists and 3 rebounds in the fourth quarter) ... two games later had 44 points (13-18 FG, 7-9 3PT-FG, 11-12 FT) at Minnesota on 2/21 ... scored 16 points in the fourth quarter, including a game-winning 16-foot jumper with 6.2 seconds left, to lead the Spurs to a 100-99 victory ... those two games were part of a five-game stretch (from 2/11 to 2/23) in which he averaged 34.4 ppg and 6.6 apg in 37.4 mpg while shooting .640 (55-86) from the field and .591 (26-44) from three-point land (the highest scoring five-game run by a Spur since David Robinson averaged 35.6 ppg from 3/19-to-3/27/94) ... with Tim Duncan out of the lineup scored 37 in back-to-back games: had 37 points, 6 assists, 4 rebounds and 2 steals in 39:01 minutes as a starter at Dallas on 12/5 ... then posted 37 points, 8 rebounds, 6 assists and 3 steals off the bench vs. Utah on 12/7 ... had 34 points and a career-high 15 rebounds at Toronto on 2/11 ... finished with 13 points and a career-best 14 assists vs. Denver on 3/10 ... missed a total of eight games due to injury: five with a sprained left index finger (12/26-1/4) and three due to a mild strain of his left adductor (4/11-4/14) ... in the 2008 Playoffs averaged 17.8 points, 3.9 assists and 3.8 rebounds in 32.9 minutes ... started 6 of 17 games ... scored in double figures 13 times with 20-or-more eight times ... had 31 points, 6 assists and 4 rebounds in Game 3 vs. New Orleans on 5/8 ... scored 30 points (9-15 FG, 5-7 3PT-FG, 7-7 FT) in Game 3 vs. Los Angeles on 5/25 ... suffered a posterior impingement of his left ankle in the first round versus Phoenix ... the injury hampered him for the remainder of the playoffs ... following a rest and rehabilitation process he was cleared to play in the 2008 Olympics ... in the semifinals of the tournament, vs. the United States on 8/22, he re-aggravated the injury.

2006–07: Appeared in 75 games ... averaged 16.5 points, 4.4 rebounds, 3.5 assists and 1.45 steals in 27.5 minutes ... shot .464 (396-854) from the field, .396 (128-323) from three-point land and .860 (320-372) from the line ... only player in the NBA in the 2006–07 season to average over 15 points per game while playing under 30 minutes per contest ... led the team in scoring 21 times, in assists 14 times and in steals 35 times ... scored in double figures 64 times with 20-or-more 15 times and 30-or-more five times ... set a franchise record by scoring 24 consecutive points at Atlanta on 2/21 (during the run – which lasted from 2:27 in the first to 9:40 in the second – he hit 8-9 FG and 7-7 FT and the Spurs went from leading 15-14 to up 39-23) ... finished the game with a season-high 40 points in 32:17 minutes ... had 34 points (10-15 FG, 6-8 3PT-FG,

8-9 FT) and a season-high 5 steals in 27:23 minutes at Memphis on 1/7 ... scored 32 points at Phoenix on 2/1 ... twice finished with 31 points: in 26:57 minutes vs. Orlando on 3/2 and in 29:03 minutes at Sacramento on 3/8 ... named the Western Conference Player of the Week on 3/12 ... for the week averaged 19.3 points, 5.0 rebounds and 3.5 assists as the Spurs posted a 4-0 record ... started 36 games ... averaged 16.4 points in 28.9 minutes as a starter vs. 16.7 points in 26.2 minutes off the bench ... after moving to the bench on 1/28 at Los Angeles the Spurs went on a 27-7 run (including a 13-game winning streak from 2/13-3/13) ... missed five games (11/26-12/2) with a lower back contusion ... was on the inactive list for the final two games of the regular season ... averaged 16.7 points, 5.5 rebounds, 3.7 assists and 1.65 steals in 30.1 minutes in the 2007 Playoffs ... shot .401 (99-247) from the field, .384 (38-99) from three-point land and .836 (97-116) from the line ... scored in double-figures 15 times in the postseason ... averaged 17.8 points and 5.8 rebounds in the Finals ... scored a game-high 27 points in 33:26 minutes in Game 4 at Cleveland on 6/14 ... had 25 points and 6 rebounds in 28:07 minutes in Game 2 vs. Cleveland on 6/10 ... posted three double-doubles in the postseason: finished with 26 points and 10 rebounds in Game 5 at Phoenix on 5/16, finished with 33 points, 11 rebounds and 6 assists and 4 steals in Game 6 vs. Phoenix on 5/18 and had 23 points, 10 assists and 4 rebounds in Game 1 vs. Utah on 5/20 ... Spurs were 7-0 in playoff games in which he scored 20-or-more.

2005-06: Averaged 15.1 points, 3.6 assists, 3.5 rebounds and 1.55 steals in 27.9 minutes in 65 games ... shot .462 (309-669) from the field, .382 (83-217) from three-point land and .778 (280-360) from the line ... led the team in scoring 12 times, in assists 15 times and in steals 31 times ... scored in double figures 53 times with 20-or-more 15 times ... scored a season-high 29 points (7-12 FG, 4-6 3PT-FG, 11-12 FT) at Indiana on 2/12 (scored 10 points in the final 88 seconds of the game to lead the Spurs to a 92-88 win) ... had 28 points (8-12 FG, 4-7 3PT-FG, 8-8 FT) in 34:41 minutes at Washington on 11/12 ... posted two double-doubles ... had 14 points, a season-high 13 rebounds, 3 assists and 3 steals in a season-best 37:20 minutes at Chicago on 11/7 ... finished with 17 points and 10 rebounds at Atlanta on 12/10 ... scored the Spurs final 14 points (finishing with 22 points) to lead the team to a 106-99 win vs. Washington on 4/1 ... missed a total of 16 games due to a variety of injuries: two due to a bone bruise in his right ankle (12/1 and 12/3), eight due to a right mid-foot sprain (12/13-12/25), three due to a sprained right ankle (1/22-1/25), one due to contusions of his left calf and left quadriceps (3/18) and two due to a left calf contusion (4/9-4/11) ... registered a DNP-CD on 4/13 ... in the 2006 Playoffs averaged 18.4 points, 4.5 rebounds, 3.0 assists and 1.46 steals in 32.8 minutes ... started 11 of the team's 13 games ... scored 20-or-more six times in the postseason ... had 32 points and 9 assists in Game 2 vs. Sacramento on 4/25 ... finished with 27 points (9-14 FG, 1-2 3PT-FG, 8-8 FT) in Game 5 vs. Sacramento on 5/2 ... in the seven-game Spurs-Mavericks series averaged 21.3 points, 4.3 rebounds and 2.29 steals in 34.7 minutes ... had 26 points (8-11 FG, 4-4 3PT-FG, 6-6 FT) in 26:42 minutes off the bench in Game 4 at Dallas on 5/15 ... had team highs with 30 points, 10 rebounds and 3 steals in Game 6 at Dallas on 5/19.

2004-05: Named a reserve for the 2005 All-Star Game ... averaged 16.0 points, 4.4 rebounds, 3.9 assists and a team-best 1.61 steals in 29.6 minutes in 74 games ... shot .471 (367-780) from the field, .376 (97-258) from three-point land and .803 (355-442) from the line ... ranked 11th in the NBA in steals ... scored in double figures 62 times with 20-or-more 18 times and 30-or-more four times (in his first two seasons scored 20-or-more just 12 times in 146 games) ... had a career-high 48 points (16-22 FG, 5-7 3PT-FG, 11-12 FT) – and a team-high 6 assists – in the Spurs 128-123 overtime victory at Phoenix on 1/21 ... the highest point total for a Spur since Tim Duncan scored 53 vs. Dallas on 12/26/01 ... finished with 40 points – along with 9 assists – in a career-high 50 minutes at the L.A. Clippers on 4/9 ... had 31 points (7-11 FG, 3-4 3PT-FG, 14-15 FT), 8 rebounds and 7 assists in 35 minutes vs. Utah on 3/6 ... scored 30 points vs. Portland on 4/12 ... had 8 points and 3 rebounds in 22 minutes in the 2005 All-Star Game ... missed eight games due to injury: one with a strained neck (12/30), one with a right quadriceps contusion (1/17), five with right groin tightness (3/9-3/18) and one due to a stomach virus (4/10) ... in the 2005 postseason averaged 20.8 points, 5.8 rebounds, 4.2 assists and 1.22 steals in 33.6 minutes ... scored in double figures 22 times in 23 playoff games with 20-or-more 12 times ... in the postseason ranked 16th in scoring, 39th in rebounds, 21st in assists, 25th in steals, 13th in FG percentage (.507), 14th in three-point percentage (.438) and 29th in FT percentage (.795) ... had the third highest point total in the 2005 playoffs (with 479, trailing only Tim Duncan and Richard Hamilton) ... averaged a team-high 22.8 points in the First Round versus Denver (despite coming off the bench in four of the five games) ... after starting Game 1 of the series came off the bench as the Spurs won four straight ... had 32 points and 9 rebounds in 31 minutes in the Spurs 86-78 Game 3 win in Denver on 4/30 ... in his return to the starting lineup (after coming off the bench for eight straight games) scored a playoff career-high 39 points (10-15 FG, 4-6 3PT-FG, 15-17 FT) in 36 minutes in Game 5 vs. Seattle on 5/17 ... had his first playoff double-double with 21 points and 10 rebounds in Game 6 vs. Detroit on 6/21 ... in Game 7 of the Finals finished with 23 points (8-13 FG, 2-2 3PT-FG, 5-5 FT), 5 rebounds and 4 assists in 35 minutes vs. Detroit on 6/23.

2003–04: Averaged 12.8 points, 4.5 rebounds, 3.8 assists and 1.77 steals in 29.4 minutes ... shot .418 (330-789) from the field, .359 (88-245) from three-point land and .802 (239-298) from the line ... had 38 starts in 77 games ... came off the bench in each of his final 34 games ... as a starter averaged 13.3 points, 5.1 rebounds, 4.3 assists and 2.00 steals in 32.8 minutes compared to 12.3 points, 3.9 rebounds, 3.2 assists and 1.54 steals in 25.9 minutes off the bench ... shot better coming off the bench: .434 (161-371) FG, .383 (41-107) 3PT-FG and .818 (117-143) FT ... ranked seventh in the NBA in steals per game ... led the team in scoring 14 times (second behind Duncan), in assists 25 times (second behind Parker) and in steals a team-best 36 times ... scored in double-figures 54 times with 20-or-more 11 times ... had a season-high 33 points and a season-best 12 rebounds in a season-high 45 minutes vs. the L.A. Lakers on 11/6 ... had a game-high 29 points in 25 minutes vs. Sacramento on 3/31 ... in under three minutes in the fourth quarter in Chicago on 12/8 scored 14 straight points to turn a 75-74 Bulls lead (with 5:05 left) into an 88-78 Spurs lead (2:20) and finished with a team-high 26 points ... missed five games due to a lower back sprain (on the injured list from 1/5 to 1/14) ... named to the sophomore squad for the 2004 Rookie Challenge ... finished with 4 points, 3 rebounds, 8 assists and 1 steal in 21 minutes ... appeared in all 10 Spurs playoff games, averaging 13.0 points, 5.3 rebounds, 3.1 assists and 1.70 steals in 28.0 minutes ... scored in double figures eight times in the postseason ... led the team in scoring in back-to-back games: had 17 points in Game 3 at Los Angeles on 5/9 and finished with 21 points – along with 8 rebounds and 5 assists – in 30 minutes in Game 4 at Los Angeles on 5/11.

2002–03: Named to the NBA All-Rookie Second Team ... appeared in 69 games, averaging 7.6 points, 2.3 rebounds, 2.0 assists and 1.39 steals in 20.7 minutes ... shot .438 (174-397) from the field, .345 (51-148) from three-point land and .737 (126-171) from the line ... named the Western Conference Rookie of the Month in March ... averaged 10.6 points, 3.3 assists, 3.1 rebounds and 2.24 steals as the Spurs went 14-3 for the month ... scored in double-figures 21 times ... had a season-high 20 points (6-7 FG, 2-3 3PT-FG, 6-6 FT) in 28 minutes at Houston on 3/2 ... started the season with a sprained right ankle (suffered in the 2002 World Championships) ... tweaked the ankle several times before being placed on the injured list from 12/5-12/29 (missed 11 games while on the injured list) ... logged two DNP-CDs (1/3 and 3/16) ... appeared in all 24 playoff games, averaging 9.4 points, 3.8 rebounds, 2.9 assists and a team-best 1.71 steals in 27.5 minutes ... scored in double figures 13 times with a playoff-best 21 points (8-12 FG, 3-5 3PT-FG, 2-2 FT) in Game 4 at Dallas on 5/25 ... ranked second among all players in the 2003 postseason in total steals with 41 (Ben Wallace led with 42) ... led all players in steals in the NBA Finals averaging 2.17 in the six-game series ... averaged 11.7 points (third on the team) while shooting .512 (21-41) from the field in the six-game series with the Lakers.

2001–02: Named the Italian League MVP for the second straight season ... appeared in 36 games for Virtus Pallacanestro Bologna ... averaged 19.9 points, 4.4 rebounds, 2.2 assists and 4.31 steals in 32.3 minutes per contest ... ranked fifth in the league in scoring and led the league in steals ... in Euroleague play appeared in 22 games, averaging 15.7 points, 3.8 rebounds, 3.0 assists and 2.55 steals.

2000–01: Named the MVP of both the Italian League and the Euroleague Finals as Bologna captured the title in both leagues ... appeared in 34 games for Virtus Bologna, averaging 17.1 points, 4.4 rebounds, 2.5 assists and 2.82 steals in 28.9 minutes per contest ... led Bologna to the Italian National Cup and the Italian Championship ... led Bologna to the Euroleague title, averaging 15.2 points, 4.1 rebounds, 2.0 assists and 2.91 steals in 29.7 minutes in 22 Euroleague games.

1999–00: Played in 30 games with Reggio Calabria of the Italian A1 League ... averaged 17.0 points, 3.1 rebounds and 2.4 assists in 30.6 minutes per contest.

1998–99: In his first season in Italy averaged 16.9 points, 2.8 rebounds and 1.5 assists in 29 games with Calabria.

PERSONAL: Married Many Orono in the summer of 2004 ... the couple has twin boys, Dante and Nicola, and a third son, Luca... speaks English, Spanish and Italian ... enjoys all types of music but lists Latin music as his favorite ... spends a lot of time on the Internet (has his own website: www.manuginobili.com) ... enjoys relaxing with friends ... lists Sixth Sense and Forrest Gump as his favorite movies ... grew up a Michael Jordan fan ... also a big fan of soccer star Maradona ... appointed a UNICEF Ambassador in Argentina in August of 2007 ... his father is very involved in basketball in Argentina, most recently serving as president of the Bahiense Del Norte club ... has two older brothers who are also professional basketball players ... both are 6-3 guards ... Sebastian has played in the Argentinean league the last five seasons (after spending the 2002–03 campaign in Spain) while Leandro is now retired after spending five seasons in the Argentinean league.

NBA REGULAR SEASON STATISTICS

Year	TEAM	G	MINS	FGM-FGA	PCT	FTM-FTA	FT%	FG3-FG3APCT	OFF-DEF-TOT	R/G	AST	A/G	PF	DQ	STL	BLK	PTS	AVG	
02-03	SA	69	1431	174-397	.438	126-171	.737	51-148	.345	47-114-161	2.3	138	2.0	170	3	96	17	525	7.6
03-04	SA	77	2260	330-789	.418	239-298	.802	88-245	.359	86-258-344	4.5	291	3.8	181	0	136	16	987	12.8
04-05	SA	74	2193	367-780	.471	355-442	.803	97-258	.376	75-254-329	4.4	288	3.9	190	1	119	27	1186	16.0
05-06	SA	65	1813	309-669	.462	280-360	.778	83-217	.382	42-188-230	3.5	235	3.6	156	0	101	26	981	15.1
06-07	SA	75	2060	396-854	.464	320-372	.860	128-323	.396	59-268-327	4.4	263	3.5	155	0	109	27	1240	16.5
07-08	SA	74	2292	453-984	.460	380-442	.860	156-389	.401	63-291-354	4.8	332	4.5	173	0	109	33	1442	19.5
08-09	SA	44	1181	223-491	.454	168-190	.884	69-209	.330	24-174-198	4.5	157	3.6	90	0	64	16	683	15.5
09-10	SA	75	2150	398-903	.441	309-355	.870	132-350	.377	68-216-284	3.8	370	4.9	154	0	103	24	1237	16.5
10-11	SA	80	2426	441-1018	.433	357-410	.871	154-441	.349	42-253-295	3.7	393	4.9	163	0	123	28	1393	17.4
11-12	SA	34	792	150-285	.526	88-101	.871	52-126	.413	18-98-116	3.4	151	4.4	56	0	24	12	440	12.9
12-13	SA	60	1393	229-539	.425	164-206	.796	83-235	.353	30-171-201	3.4	274	4.6	114	0	80	13	705	11.8
13-14	SA	68	1550	294-627	.469	160-188	.851	90-258	.349	30-172-202	3.0	293	4.3	128	0	70	17	838	12.3
14-15	SA	70	1587	251-589	.426	147-204	.721	89-258	.345	28-183-211	3.0	293	4.2	138	0	67	20	738	10.5
15-16	SA	58	1134	197-435	.453	91-112	.813	70-179	.391	26-120-146	2.5	177	3.1	99	0	66	11	555	9.6
16-17	SA	69	1291	171-439	.390	86-107	.804	89-227	.392	28-129-157	1.9	183	2.7	119	0	82	16	517	7.5
TOTALS		992	25,560	4383-9799	.447	3270-3958	.826	1431-3863	.370	666-2889-3555	3.6	3838	3.9	2086	4	1349	303	13,467	13.6

NBA PLAYOFF STATISTICS

Year	TEAM	G	MINS	FGM-FGA	PCT	FTM-FTA	FT%	FG3-FG3A	PCT	OFF-DEF-TOT	R/G	AST	A/G	PF	DQ	STL	BLK	PTS	AVG
02-03	SA	24	660	71-184	.386	56-74	.757	28-73	.384	29-63-92	3.8	70	2.9	62	0	41	9	226	9.4
03-04	SA	10	280	42-94	.447	36-44	.818	10-35	.286	15-38-53	5.3	31	3.1	30	0	17	1	130	13.0
04-05	SA	23	772	145-286	.507	147-185	.795	42-96	.438	19-114-133	5.8	97	4.2	69	0	28	6	479	20.8
05-06	SA	13	426	76-157	.484	73-87	.839	14-42	.333	9-50-59	4.5	39	3.0	43	0	19	7	239	18.4
06-07	SA	20	602	99-247	.401	97-116	.836	38-99	.384	16-93-109	5.5	74	3.7	61	0	33	4	333	16.6
07-08	SA	17	559	98-232	.422	69-77	.896	38-102	.373	14-50-64	3.8	67	3.9	47	0	10	5	303	17.8
09-10	SA	10	352	58-140	.414	58-67	.866	20-60	.333	4-33-37	3.7	60	6.0	30	0	26	2	194	19.4
10-11	SA	5	174	31-73	.443	32-41	.780	9-28	.321	2-18-20	4.0	21	4.2	13	0	13	3	103	20.6
11-12	SA	14	390	65-145	.448	48-56	.857	23-68	.338	8-47-49	3.5	56	4.0	36	0	10	4	201	14.4
12-13	SA	21	560	77-193	.399	59-80	.738	29-96	.302	9-69-78	3.7	105	5.0	52	0	24	6	242	11.5
13-14	SA	23	586	104-237	.439	81-94	.862	41-105	.390	9-66-75	3.3	95	4.1	60	0	36	2	330	14.3
14-15	SA	7	131	15-43	.349	18-23	.783	8-22	.364	4-20-24	3.4	32	4.6	19	1	4	6	56	8.0
15-16	SA	10	192	20-47	.426	18-23	.783	9-21	.429	6-21-27	2.7	25	2.5	25	1	8	3	67	6.7
16-17	SA	16	284	40-97	.412	17-23	.739	9-40	.225	10-29-39	2.4	39	2.4	28	0	16	2	106	6.6
TOTALS	213	5968	941-2172	.433	809-990	.817	318-887	.359	154-705-859	4.0	811	3.8	575	2	285	60	3009	14.1	

NBA ALL-STAR STATISTICS

Year	TEAM	G	MINS	FGM-FGA	PCT	FTM-FTA	FT%	FG3-FG3APCT	OFF-DEF-TOT	R/G	AST	A/G	PF	DQ	STL	BLK	PTS	AVG
04-05	SA	1	22	3-6	.500	2-2	1.000	0-2 .000	2-1-3	3.0	1	1.0	3	0	1	1	8	8.0
10-11	SA	1	21	2-7	.286	3-4	.750	0-3 .000	1-2-3	3.0	5	5.0	3	0	3	0	7	7.0
TOTALS		2	43	5-13	.385	5-6	.833	0-5 .000	3-3-6	3.0	6	3.0	6	0	4	1	15	7.5

CAREER HIGHS

	REGULAR SEASON HIGHS	PLAYOFF HIGHS
MINUTES	50, at L.A. Clippers, 4/9/05	45, vs. Phoenix, 4/19/08
POINTS	48, at Phoenix, 1/21/05	39, vs. Seattle, 5/17/05
REBOUNDS	15, at Toronto, 2/11/08	11, vs. Phoenix, 5/18/07
ASSISTS	15, vs. Sacramento, 3/1/13	11 (4), vs. Miami, 6/5/14
STEALS	8, vs. L.A. Lakers, 1/23/08	6, vs. Dallas, 5/4/14
BLOCKS	4 (2), vs. Utah, 1/18/15	2 (8), vs. L.A. Clippers, 4/24/15



DANNY GREEN

HEIGHT 6-6 | WEIGHT 215 | SEASON Ninth
 BIRTHDATE 6/22/87 | BIRTHPLACE North Babylon, NY
 HIGH SCHOOL St. Mary's (Manhasset, NY)
 COLLEGE North Carolina

**GUARD/
FORWARD**

14

SELECTED BY CLEVELAND IN THE SECOND ROUND OF
 THE 2009 NBA DRAFT, 46TH OVERALL PICK

SIGNED BY THE SPURS ON 3/6/11

CAREER NOTES: Is in his ninth NBA season, his eighth with the Spurs ... in eight NBA seasons has appeared in 470 games, averaging 8.8 points, 3.4 rebounds, 1.6 assists and 1.01 steals in 25.0 minutes ... a career .400 (849-2123) shooter from beyond the arc ... has appeared in 95 playoff games averaging 8.7 points, 3.3 rebounds, 1.2 assists and 1.05 steals in 25.3 minutes ... named to the 2016-17 NBA All-Defensive Second Team ... owns the highest winning percentage in NBA history (minimum 400 games) at .747 (351-119) ... is the only player in Spurs franchise history to have at least 700 three-pointers and 300 blocks ... originally selected by the Cleveland Cavaliers in the second round of the 2009 NBA Draft with the 46th overall pick ... had a brief stint with the Spurs in November 2010 before being released ... was re-signed by the Spurs on 3/6/11 and again on 7/14/15 ... became the fastest player to hit 700 career three-pointers wearing a Spurs uniform at Houston on 2/27/16 (362 games) ... ranks second on the Spurs all-time three-pointers made list (725) and is ninth in blocks (313) ... among all-time NBA players in playoff action ranks eighth in three-point field goal percentage (.438) ... one of six active players to have won an NCAA Championship and an NBA Championship (Marresse Speights, Brandon Rush, Mario Chalmers, Corey Brewer and Jason Terry).

CAREER TRANSACTIONS: Selected by the Cavaliers in the second round (46th overall pick) of the 2009 NBA Draft ... waived by the Cavs on 10/19/10 ... signed by the Spurs on 11/17/10 ... waived by San Antonio on 11/23/10 ... re-signed by the Spurs on 3/6/11 ... re-signed by the Spurs on 7/11/12 ... re-signed by San Antonio on 7/14/15.

2016-17: Named to the NBA's All-Defensive Second Team ... started in each of his 68 appearances, averaging 7.3 points, 3.3 rebounds, 1.8 assists and 1.03 steals in 26.6 minutes ... shot .392 from the field, .379 from long range and .844 from the free throw line ... holds the second-best winning percentage in NBA history with .747 ... scored in double figures in 17 games ... led the team in steals 16 times and in blocks 13 times ... recorded 16 points (5-9 FG, 4-6 3FG, 2-2 FT), 6 rebounds, 3 assists and 2 steals on 3/29 vs. Golden State ... posted 14 points (5-9 FG, 4-5 3FG), 5 rebounds, 2 blocks and 2 steals on 3/13 vs. Atlanta ... scored 14 points (5-12 FG, 4-9 3FG) on 1/10 vs. Milwaukee ... logged a new season-high of 18 points by going 6-for-8 from beyond the arc on 12/30 vs. Portland ... recorded 11 points (4-8 FG, 3-6 3FG), a game and season-high 4 steals and 3 rebounds on 12/28 vs. Phoenix ... tallied 12 points, 3 rebounds, 2 assists and 2 steals on 12/20 at Houston ... logged 11 points (3-4 FG, 3-4 3FG, 2-2 FT), 7 rebounds, 4 blocks and 2 assists on 11/25 at Boston ... posted 16 points (6-12 FG, 4-7 3FG) to go with 3 rebounds and 2 assists on 11/23 at Charlotte ... logged 10 points (4-6 FG, 2-3 3FG) and set season-highs of 6 assists and 4 rebounds in 26 minutes on 11/18 at L.A. Lakers ... missed the first 7 games of the season with a left quad strain (10/25-11/5) ... sat out two games for rest (11/11, 3/25) ... missed five games with a left quad contusion (4/2-4/8) ... started in all 16 playoff games, averaging 7.8 points, 3.6 rebounds, 1.4 assists and 0.94 blocks in 27.2 minutes ... shot .405 from the field and .342 from long range ... finished with 16 points (5-11 FG, 4-8 3FG, 2-3 FT), 5 rebounds and 3 assists on 5/9 vs. Houston ... logged 11 points (4-6 FG, 3-5 3FG), 3 rebounds, 3 assists and 2 blocks on 5/5 at Houston ... recorded 12 points (5-7 FG, 2-4 3FG), 3 rebounds and 3 assists on 5/3 vs. Houston ... tallied 12 points (4-5 FG, 4-5 3FG) and 2 rebounds on 4/17 vs. Memphis.

2015-16: Started all 79 games he appeared in, averaging 7.2 points, 3.8 rebounds, 1.8 assists and 1.00 steals in 26.1 minutes ... shot .376 (211-561) from the field, .332 (116-349) from downtown and .739 (34-46) from the foul line ... scored in double figures 21 times ... led the team in blocks on 21 occasions and steals 17 times ... knocked down three-or-more three-pointers 15 times ... recorded 21 games with two-plus steals and 15 games with two-or-more blocks ... became the fastest player in Spurs franchise history to hit 700 career three-pointers when he knocked down his 700th triple at Houston on 2/27 ... registered a season-high 18 points (7-15 FG, 4-9 3FG) with 6 rebounds and 4 assists in 34 minutes vs. Phoenix on 11/23 ... finished with a season-high tying 18 points (6-9 FG, 6-8 3FG) with 4 rebounds, 3 assists and 3 steals in 32 minutes vs. Houston on 1/2 ... tallied a season-high tying 18 points (6-9 FG, 6-8 3FG) with 6 rebounds, 3 assists and a team-high 3 steals in 28 minutes vs. Houston on 1/27 ... pulled down a season-best 8 rebounds on two occasions: at OKC on 10/28 and again on 11/20 at New Orleans ... handed a season-best 5 assists vs. Utah on 12/15 and again on at Detroit on 1/12 ... notched 16 points (6-12 FG, 4-8 3FG) and a team-high 7 rebounds in 39 minutes vs. New Orleans on 2/3 ... posted 16 points (6-9 FG, 4-7 3FG), 7 rebounds and 3 steals in 29 minutes at Sacramento on 2/24 ... recorded 15 points, 7 rebounds, 3 assists and 3 steals in 31 minutes at Miami on 2/9 ... tallied 12 points, 5 rebounds, a season-high 4 blocks and 2 assists in 22 minutes at L.A. Lakers on 1/22 ... passed Bruce Bowen for second place on the Spurs all-time career three-pointers made list vs. Utah on 1/6 ... became the first player in Spurs franchise history to record both 700 three-pointers and 300 blocks when he recorded his first block vs. Portland on 3/17 ... missed three games due to rest (3/5, 3/28 and 4/8) ... appeared in all 10 playoff games, averaging 8.6 points, 3.1 rebounds and 2.10 steals in 26.7 minutes ... shot .462 (30-65) from the field and .500 (24-48) from three-point range ... totaled 20 points (7-10 FG, 6-9 3FG), 3 rebounds and 2 steals in 29 minutes in Game 5 vs. Oklahoma City on 5/10 ... produced a game-high 4 steals in 36 minutes in Game 2 vs. Oklahoma City on 5/2 ... totaled 18 points (6-7 FG, 5-6 3FG, 1-1 FT), 4 rebounds and a team-high 3 blocks in 26 minutes in Game 1 vs. Oklahoma City on 4/30 ... his five three-pointers in Game 1 vs. Oklahoma City on 4/30 marked the sixth postseason game of his career with five or more three-pointers in a game, tying Manu Ginobili for the most by a Spurs player in franchise history ... notched 11 points, 4 rebounds and 3 blocks in 25 minutes in Game 3 at Memphis on 4/22.

2014-15: Appeared in a team-high-tying 81 games, starting in 80, averaging 11.7 points, 4.2 rebounds, 2.0 assists, 1.25 steals and 1.07 blocks in 28.5 minutes ... set career-high in every statistical category ... set the Spurs single-season record for three-pointers made with 191 ... shot .436 (322-738) from the field, .418 (191-457) from downtown and a career-best .874 (111-127) from the free throw line ... ranked seventh in the NBA in three-point field goal percentage and eighth in makes ... led all NBA guards in blocks per game averaging 1.07 blocks ... only guard in the NBA to average at least one steal (1.25) and one block (1.07) per game ... recorded 20 games with 2-or-more blocks ... posted 38 games with at least one block and one steal ... hit three-or-more three-point field goals in 35 games, including 10 with five-or-more ... scored in double figures 48 times, including nine games with 20-or-more points ... led the team in scoring nine times, rebounding five times, steals 22 times and blocks 27 times ... tallied a season-high 27 points (6-9 3FG) and 10 rebounds in 44 minutes vs. Portland on 12/19 ... recorded 24 points (6-13 FG, 9-10 FT), a career-high-tying 5 steals, 4 rebounds and 3 assists in 35 minutes vs. Houston on 12/28 ... tied a career-high with 10 rebounds to go along with 20 points, 3 blocks and 2 steals, marking his second career 20/10 game, in 33 minutes at Brooklyn on 12/3 ... posted 25 points (9-17 FG, 7-13 3FG) to go with 7 rebounds, 3 assists, two steals and a career-high 5 blocks in a career-high 52 minutes in a three-OT game vs. Memphis on 12/17, becoming the first player in NBA history to record 7 three-pointers and 5 blocks in a single game ... set a career-high with 12 rebounds to go with 8 points and 3 steals in 34 minutes at Indiana on 2/9 ... registered 21 points (8-10 FG, 5-7 3FG) to go with 7 rebounds and 3 blocks in 33 minutes vs. Brooklyn on 11/22 ... posted 20 points (6-13 FG, 4-7 3FG), 4 assists, 2 steals and 2 blocks in 35 minutes vs. Phoenix on 1/9 ... recorded 19 points (7-13 FG, 5-10 3FG), 8 rebounds, 4 assists, 2 steals and 2 blocks in 31 minutes at Detroit on 2/11 ... finished with 24 points (7-13 FG, 5-10 3FG, 5-5 FT), 4 rebounds, 4 blocks and 2 steals in 36 minutes vs. Cleveland on 3/12 ... recorded 20 points, 8 rebounds, 4 assists and 2 steals in 39 minutes at Milwaukee on 3/18 ... started all seven playoff games, averaging 8.3 points, 3.1 rebounds, 2.1 assists, 1.00 block and 1.00 steal in 29.1 minutes ... posted 16 points, 8 rebounds, 3 assists, 2 steals and a career-high 5 blocks in 35 minutes in Game 7 at LA Clippers on 5/2.

2013-14: Appeared in 68 games, starting 59, averaging 9.1 points, 3.3 rebounds, 1.6 assists, 0.96 steals and a career-high 0.90 blocks in 24.3 minutes ... shot .432 (218-505) from the field, .415 (132-318) from downtown and .794 (50-63) from the free throw line ... led all NBA guards in blocks per game averaging 0.90 blocks ... recorded 13 games with 2-or-more blocks ... posted 28 games with at least one block and one steal ... tallied 10 games with five-or-more three-pointers made, most such games in a single season in his career ... scored in double figures 26 times, including five games with 20-or-more points and one game with 30-or-more ... led the team in scoring seven times, rebounding four times, steals 15 times and blocks 22 times ... posted a career-high 33 points (12-17 FG, 7-10 3FG, 2-4 FT), 4 rebounds and 2 assists in 38 minutes vs. Phoenix on 4/11 ... tallied 24 points (8-11 FG, 6-9 3FG, 2-2 FT) and a career-high 10 rebounds in 23 minutes at New York on 11/10 ... posted 24 points (9-15 FG, 3-7 3FG, 3-3 FT), 3 assists and 2 steals in 23 minutes at Cleveland on 3/4 ... scored 19 points (8-11 FG, 3-6 3FG) and blocked a career-high 4 shots vs. Phoenix Suns on 11/6 ... tallied 17 points (6-10 FG, 5-7 3FG) in 21 minutes vs. Cleveland on 11/23 ... posted a career-high tying 5 steals in 20 minutes vs. New Orleans on 11/25 ... posted 22 points (7-7 FG, 5-5 3FG, 3-3 FT), 3 steals, 2 assists and 2 blocks in 27 minutes at Dallas on 12/26 ... tallied 22 points (7-16 FG, 5-11 3FG, 3-4 FT), 7 rebounds and 2 blocks in 46 minutes at Washington on 2/5 ... posted 17 points (6-11 FG, 3-4 3FG, 2-2 FT), 8 rebounds, 3 assists and 2 blocks in 35 minutes at Brooklyn on 2/6 ... distributed a season-high 5 assists in 31 minutes at Boston on 2/12 ... posted 16 points (5-9 FG, 3-7 3FG, 3-3 FT), 7 rebounds and 3 blocks in 36 minutes at Portland on 2/19 ... recorded 12 points (4-4 FG, 4-4 3FG), 6 rebounds, 4 assists and 2 blocks in 32 minutes vs. Orlando on 3/8 ... registered 18 points, 6 rebounds and 2 steals in 40 minutes at Golden State on 3/22 ... missed 10 games with a non-displaced fracture of second metacarpal (1/13-2/1) ... missed two games with right foot inflammation (3/28-3/29) ... missed one game with rest (4/14) ... started all 23 playoff games, averaging 9.3 points, 3.0 rebounds and a playoff career-high 1.39 steals in 23.0 minutes ... shot .491 (78-159) from the field, including a team-high .475 (48-101) from beyond the arc ... scored 17 points (7-7 FG, 2-2 3FG, 1-2 FT) to go along with 5 rebounds and 2 blocks vs. Dallas on 5/2 in Game 7 of the First Round... netted 22 points (9-13 FG, 4-6 3FG) and tied a career-high with 9 rebounds in Game 5 of the Western Conference Semifinals vs. Portland on 5/14 ... averaged 12.2 points and shot .541 (20-37) from three-point range vs. Oklahoma City in the Western Conference Finals ... tied a playoff career-high with 7 three-point FGs for 21 points vs. Oklahoma City on 5/21 in Game 2 ... recorded 15 points (7-8 FG, 1-2 3FG) and a career playoff-best 5 steals at Miami on 6/10 in Game 3 of the NBA Finals.

2012-13: Started in all 80 games he appeared in, averaging a career-high 10.5 points, 3.0 rebounds, 1.8 assists and 1.15 steals in 27.5 minutes ... shot .448 (297-663) from the floor, .429 (177-413) from behind the arc and .848 (67-79) from the free throw line ... scored in double figures 40 times, including 20-or-more points eight times ... led the team in scoring five times, rebounds three times, steals 15 times and blocks 11 times ... ranked seventh in the NBA in 3FG percentage and seventh in three-pointers made ... recorded a career-high 28 points, a career-high 9 field goals, 8 three-pointers and 3 steals at Minnesota on 2/6 ... registered 15 points and a career-high 7 assists, 2 steals and 2 blocks at L.A. Clippers on 2/21 ... tied a franchise record with six three-pointers made in the first half en route to 20 points vs. Denver on 3/27 ... registered 13 points and a season-high 9 rebounds at Toronto on 11/25 ... posted 14 points, 6 rebounds and 5 assists in 42:51 minutes at Houston on 12/10 ... tallied 21 points vs. Utah on 11/3 ... recorded 23 points, including 7 treys and 4 rebounds at Charlotte on 12/8 ... registered 25 points on 9-of-10 shooting, including 7 three-pointers vs. Dallas on 12/23 ... totaled 17 points and 5 three-pointers vs. Houston on 12/28 ... finished with 17 points, 5 rebounds and 3 steals vs. Charlotte on 1/30 ... recorded 18 points, 6 rebounds and 3 assists at Chicago on 2/11 ... tallied 21 points, including 5 threes, and 2 steals at Sacramento on 2/19 ... tallied 20 points at Golden State on 2/22 ... totaled 16 points and 5 assists vs. Oklahoma City on 3/11 ... totaled 20 points vs. Orlando on 4/3 ... registered two DNP's ... started in all 21 playoff games, averaging 11.1 points, 4.1 rebounds and 1.05 steals in 31.9 minutes ... shot .482 (55-114) from three-point range in the postseason which ranked fourth ... connected on 27-of-49 (.551) three-pointers during the NBA Finals and with six three's in Game 5, he broke the NBA Finals record for three-pointers made for a Finals series of any length ... connected on 55 three-pointers in the postseason and was three three's away from tying the all-time mark of 58 treys by Reggie Miller in the 2000 playoffs ... scored in double-figures 13 times, including three games with 20-or-more ... recorded a postseason-high 27 points (9-15 FG, 7-9 3FG, 2-2 FT), including seven treys, 4 rebounds, 2 blocks and 2 steals in 30:44 minutes vs. Miami on 6/11 in Game 3 of the Finals ... finished with 24 points (8-15 FG, 6-10 3FG, 2-2 FT), 6 rebounds and 3 blocks in 39:11 minutes vs. Miami on 6/16 in Game 5 of the Finals ... posted 22 points (8-14 FG, 6-9 3FG), including 6 treys, in 44:08 minutes vs. Golden State on

5/6 in Game 1 of the WC Semifinals ... recorded 11 points, 4 rebounds and 4 assist at LAL on 4/26 ... registered 16 points (6-9 FG, 3-6 3FG, 1-1 FT), 4 rebounds and 3 assists in 25:51 vs. Memphis in Game 1 of the WC Finals ... notched 17 points on a perfect 6-of-6 from the field and 5-of-5 from three-point range in 30:00 minutes at Miami on 6/9 in Game 2 of the Finals.

2011-12: Only Spur to appear in all 66 games, starting in 38 games ... averaged 9.1 points, 3.5 rebounds and 1.3 assists in 23.1 minutes ... shot .442 (211-477) from the floor, .436 (102-234) from behind the arc and .790 (79-100) from the foul line ... ranked ninth in the NBA in three-point field goal percentage ... scored in double figures 29 times, including 20-or-more points four times ... led the team in points seven times, rebounds twice, assists twice, steals 17 times and blocks 17 times ... registered a career-high 24 points (9-13 FG, 3-4 3FG, 3-3 FG), 7 rebounds, 2 steals and 2 blocks vs. Denver on 1/7 ... recorded 22 points (7-11 FG, 5-6 3FG, 3-3 FT), 3 rebounds, 2 steals and 2 blocks vs. L.A. Lakers on 4/11 ... finished with 21 points, 4 rebounds and a career-high 5 steals at Oklahoma City on 3/16 ... tallied 16 points (6-13 FG, 4-7 3FG), 4 rebounds and 3 steals vs. L.A. Clippers on 3/9 ... finished with 18 points, 6 rebounds and 6 assists vs. Dallas on 3/23 ... posted 20 points while connecting on a perfect 6-of-6 three pointers at Miami on 1/17/12 ... finished with 18 points while shooting a perfect 6-of-6 from the field, 4-of-4 from downtown and 2-of-2 from the foul line ... appeared in 14 playoff games, averaging 7.4 points and 3.2 rebounds in 20.6 minutes ... recorded a career postseason-high 15 points (6-11 FG, 3-6 3FG) to go along with 6 rebounds in Game 1 vs. L.A. Clippers on 5/15 ... posted 14 points and 6 rebounds in Game 3 at Utah on 5/5 ... tallied 13 points (5-8 FG, 3-5 3FG), 4 rebounds and 3 blocks in Game 2 vs. Utah 5/2.

2010-11: Appeared in eight games, averaging 5.1 points and 1.9 rebounds in 11.5 minutes ... shot .486 (17-35) from the field and .368 (7-19) from three-point territory ... posted a career-high 13 points (5-9 FG, 3-6 3FG), 4 rebounds and 2 assists in a career-high 24 minutes at Phoenix on 4/13 ... recorded 9 points and 3 rebounds vs. Sacramento on 4/6 ... assigned to the Austin Toros of the NBA Development League on 4/2 and recalled on 4/3 ... originally signed with the Spurs on 11/17 and was later waived on 11/23 ... joined the Reno Bighorns in the NBA Development League ... in 16 games with the Bighorns, averaged 20.1 points, 7.5 rebounds, 2.6 assists and 1.38 steals in 37.4 minutes per game while shooting .451 (114-253) from the field, .434 (36-83) from three-point territory and .795 (58-73) from the free throw line ... registered seven DNP-CDs and was inactive for four games ... appeared in four games vs. Memphis in the first round of the playoffs ... totaled 5 points and 2 assists in 7 minutes of action.

2009-10: Appeared in 20 games with Cleveland, averaging 2.0 points in 5.8 minutes per game ... shot .385 from the field, .273 from three-point range and .667 from the foul line.

COLLEGE NOTES: Played four seasons at the University of North Carolina ... appeared in 145 games (39 starts), averaging 9.4 points, 4.1 rebounds, 1.8 assists and 1.10 steals while shooting .445 (491-1,079) from the field, .375 (184-491) from three-point range and .845 (202-239) from the foul line ... won more games (123) than any other Tar Heel in school history ... finished his college career as the only player in ACC history to tally 1,000 points, 500 rebounds, 250 assists, 150 three-pointers, 150 blocks and 150 steals ... as a senior, averaged 13.1 points, 4.7 rebounds, 2.7 assists, 1.76 steals and 1.34 blocks in 38 games (all starts) as North Carolina won the 2009 NCAA Championship ... ranked second in the ACC in three-point shooting (.418, 77-184), sixth in steals and 10th in blocks ... was named to the ACC All-Defensive First Team, the All-ACC Third Team and the NCAA South Regional Tournament Team ... helped guide the Tar Heels to a Final Four appearance in 2008.

NBA REGULAR SEASON STATISTICS

Year	TEAM	G	MINS	FGMFGA	PCT	FTMFTA	FT%	FG3FG3A	PCT	OFF-DEF-TOT	R/G	AST	AG	PF	DQ	STL	BLK	PTS	AVG
09-10	CLE	20	115	15-39	.385	4-6	.667	6-22	.273	8-9-17	0.9	5	0.3	9	0	6	3	40	2.0
10-11	SA	8	92	17-35	.486	0-0	---	7-19	.368	3-12-15	1.9	2	0.3	7	0	2	1	41	5.1
11-12	SA	66	1522	211-477	.442	79-100	.790	102-234	.436	54-174-228	3.5	86	1.3	107	0	58	46	603	9.1
12-13	SA	80	2201	297-663	.448	67-79	.848	177-413	.429	36-208-244	3.1	141	1.8	124	0	92	54	838	10.5
13-14	SA	68	1651	218-505	.432	50-63	.794	132-318	.415	25-204-229	3.4	104	1.5	107	0	65	61	618	9.1
14-15	SA	81	2312	322-738	.436	111-127	.874	191-457	.418	54-289-343	4.2	158	2.0	163	0	101	87	946	11.7
15-16	SA	79	2062	211-561	.376	34-46	.739	116-349	.332	48-255-303	3.8	141	1.8	141	0	79	64	572	7.2
16-17	SA	68	1807	176-449	.392	27-32	.844	118-311	.379	31-193-224	3.3	124	1.8	120	0	70	57	497	7.3
TOTALS		470	11762	1467-3467	.423	372-453	.821	849-2123	.400	259-1344-1603	3.4	761	1.6	778	0	473	373	4155	8.8

NBA PLAYOFF STATISTICS

Year	TEAM	G	MINS	FGMFGA	PCT	FTMFTA	FT%	FG3FG3A	PCT	OFF-DEF-TOT	R/G	AST	AG	PF	DQ	STL	BLK	PTS	AVG
10-11	SA	4	7	2-6	.333	0-0	---	1-4	.250	0-1-1	0.3	2	0.5	1	0	1	1	5	1.3
11-12	SA	14	289	38-91	.418	7-10	.700	20-58	.339	3-42-45	3.2	15	1.1	24	0	7	10	103	7.4
12-13	SA	21	669	83-186	.446	12-15	.800	55-114	.482	18-69-87	4.1	32	1.5	51	0	22	23	233	11.1
13-14	SA	23	529	78-159	.491	9-11	.818	48-101	.475	9-60-69	3.0	21	0.9	50	0	32	17	213	9.3
14-15	SA	7	204	21-61	.344	4-6	.667	12-40	.300	7-15-22	3.1	15	2.1	12	0	7	7	58	8.3
15-16	SA	10	267	30-65	.462	2-3	.667	24-48	.500	0-31-31	3.1	7	0.7	20	0	21	8	86	8.6
16-17	SA	16	436	45-111	.405	8-14	.571	26-76	.342	13-44-57	3.6	23	1.4	30	0	10	15	124	7.8
TOTALS		95	2401	297-679	.437	42-59	.712	186-441	.422	50-262-312	3.3	115	1.2	188	0	100	81	822	8.7

CAREER HIGHS

	REGULAR SEASON HIGHS	PLAYOFF HIGHS
MINUTES	52, vs. Memphis, 12/17/14	44, at Golden State, 5/6/13
POINTS	33, at Phoenix, 4/11/14	27, vs. Miami, 6/11/13
REBOUNDS	12, at Indiana, 2/9/15	9, vs. Portland, 5/14/14
ASSISTS	7, at L.A. Clippers, 2/21/13	4 (3), latest vs. Miami, 6/13/13
STEALS	5 (3), latest vs. Houston, 12/28/15	5, at Miami, 6/10/14
BLOCKS	5, vs. Memphis, 12/17/14	5, at L.A. Clippers, 5/2/15

DARRUN HILLIARD

HEIGHT 6-6 | WEIGHT 220 | SEASON Third
 BIRTHDATE 4/13/93 | BIRTHPLACE Bethlehem, PA
 HIGH SCHOOL Liberty High School (Bethlehem, PA)
 COLLEGE Villanova



GUARD
24

SELECTED BY DETROIT IN THE SECOND ROUND OF THE
 2015 NBA DRAFT, 38TH OVERALL

SIGNED BY THE SPURS ON 9/11/17

CAREER NOTES: Is in his third NBA season, his first with the Spurs ... signed by the Spurs to a two-way contract on Sept. 11, 2017 ... spent two seasons with the Detroit Pistons ... has appeared in 77 NBA games, averaging 3.6 points, 1.0 rebounds and 0.8 steals in 9.9 ... has appeared in 7 NBA G League games with the Grand Rapids Drive ... originally selected by the Detroit Pistons in the second round of the 2015 NBA Draft with the 38th overall pick ... won gold with Team USA at the 2017 FIBA AmeriCup ... played four years at Villanova ... played in 132 total games for the Wildcats, averaging 11.4 points, 3.0 rebounds and 1.9 assists in 26.8 minutes ... in his senior season, averaged 14.3 points, 3.1 rebounds and 2.1 assists in 28.8 minutes, earning First Team All-BIG EAST honors ... originally from Bethlehem, Penn. (Liberty High School).

2016-17 (Detroit): Appeared in a career-high 39 games, averaging 3.3 points in 9.8 minutes ... in one game as a starter, finished with 5 points and 1 rebound in 20 minutes vs. Philadelphia on 12/11 ... scored 10-plus points twice and led the team in assists once ... tied a career-high 13 points at Memphis on 4/9 ... grabbed season-high 4 rebounds twice (at Chicago on 12/19 and vs. Atlanta on 1/18) ... dished out season-high 4 assists twice (at Orlando on 3/24 and vs. Washington on 4/10) ... tied career-high 2 steals vs. Chicago on 12/6 and played in a season-high 26 minutes at Golden State on 1/12 ... played in 4 games with the Grand Rapids Drive, Detroit's G League affiliate, and averaged 23.5 points, 5.8 rebounds, 2.5 assists and 34.1 minutes per game ... inactive once and DNP-CD 39 times.

2015-16 (Detroit): Appeared in 38 games, averaging 4.0 points and 1.2 rebounds in 10.1 minutes ... averaged 7.5 points, 5.0 rebounds and 2.5 assists in two games as a starter ... in his first career start, recorded 11 points, career-high six rebounds and three assists in career-high 29 minutes vs. Orlando on 3/23 ... in 36 games as a reserve, averaged 3.8 points and 1.0 rebounds in 9.2 minutes...Scored 10-plus points three times ... led the team in assists once ... scored a career-high 13 points vs. Toronto on 2/8 ... swiped career-high two steals vs. Toronto on 2/4 ... was assigned to the Grand Rapids Drive, the Pistons' NBA D-League affiliate, where he averaged 25.7 points, 3.7 rebounds and 2.7 assists in 32.8 minutes in three games ... DNP-CD 41 times and inactive once.

NBA REGULAR SEASON STATISTICS

Year	TEAM	G	MINS	FGM-FGA	PCT	FTM-FTA	FT%	FG3-FG3A	PCT	OFF-DEF	TOT	R/G	AST	A/G	PF	DQ	STL	BLK	PTS	AVG
15-16	DET	38	383	52-131	.397	29-40	.725	19-50	.380	5-40	45	1.2	27	0.7	28	0	9	1	152	4.0
16-17	DET	39	381	47-126	.373	21-28	.750	12-46	.261	2-31	33	0.8	33	0.8	39	0	11	2	127	3.3
TOTALS		77	764	99-257	.385	50-68	.735	31-96	.323	7-71	78	1.0	60	0.8	67	0	20	3	279	3.6

CAREER HIGHS

	REGULAR SEASON HIGHS	PLAYOFF HIGHS
MINUTES	29, vs. Orlando, 3/23/16	N/A
POINTS	13 (2), at Memphis, 4/9/17	N/A
REBOUNDS	6, vs. Orlando, 3/23/16	N/A
ASSISTS	6, vs. Denver, 2/10/16	N/A
STEALS	2 (2), vs. Chicago, 12/6/16	N/A
BLOCKS	1 (3), at Memphis, 4/9/17	N/A



**FORWARD/
CENTER**

77

JOFFREY LAUVERGNE

HEIGHT 6-11 | WEIGHT 260 | SEASON Fourth
BIRTHDATE 9/30/91 | BIRTHPLACE Mulhouse, France

SELECTED BY MEMPHIS IN THE SECOND ROUND OF
THE 2013 NBA DRAFT, 55TH OVERALL PICK

SIGNED BY THE SPURS ON 7/18/17

CAREER NOTES: Is in his fourth NBA season, his first with the Spurs ... signed by San Antonio on July 18, 2017 ... has played in 153 games in his career with three different teams and owns averages of 6.1 points, and 4.0 rebounds in 15.0 minutes ... has shot .471 from the field, .293 from three and .741 from the free throw line ... prior to spending the 2016-17 with Oklahoma City and Chicago, spent his first two seasons in the NBA with the Denver Nuggets, averaging 6.7 points and 4.4 rebounds in 15.8 minutes ... originally drafted by the Memphis Grizzlies in the second round of the 2013 NBA Draft (55th overall) ... traded by Memphis on draft night with Darrell Arthur to Denver for Kosta Koufos ... a native of France, has played for the French Senior National Team since 2013 in events including EuroBasket in 2013, 2015 and 2017, as well as the 2016 Olympic Games in Rio where he averaged 9.8 points and 4.2 rebounds in 17.5 minutes ... a Mulhouse native, has been a professional since 2011, playing overseas from 2011-14 for Chalon-Sur-Saone, Valencia Basket, KK Partizan and Khimki.

CAREER TRANSACTIONS: Selected by Memphis in the second round of the 2013 NBA Draft (55th overall) ... traded on draft night to Denver with Darrell Arthur for Kosta Koufos ... dealt to Oklahoma City for two 2017 second round draft picks on Aug. 30, 2016 ... traded to Chicago with Anthony Morrow and Cameron Payne for Taj Gibson, Doug McDermott and a 2018 second round pick on Feb. 23, 2017 ... signed by San Antonio on July 18, 2017.

2016-17 (Oklahoma City/Chicago): Played in 70 games, 50 for Oklahoma City and 20 for Chicago, averaging 5.4 points, 3.6 rebounds and 1.0 assists in 14.0 minutes ... shot .440 (148-336) from the field, .337 (33-98) from three-point range and .630 (46-73) from the free throw line ... finished with 15 points and tied a career high with three three-pointers at New Orleans on 4/2 ... tied his season-high with 17 points vs. Detroit on 3/22 ... traded by Oklahoma City to Chicago on Feb. 23, 2017 ... scored a team-high 17 points at Washington on 2/13 and also tied his career-high with 4 assists ... played a season-high 30 minutes at LA Clippers on 1/16 ... grabbed a season-high 11 rebounds vs. New Orleans on 12/4 ... designated DNP-CD 12 times between the two teams ... appeared in three playoff games with Chicago, averaging 4.7 points, 3.0 rebounds and 1.7 assists in 8.7 minutes.

2015-16 (Denver): Appeared in 59 games (19 starts) and averaged 7.9 ppg, 4.9 rpg and 0.9 apg ... shot 51.3% from the field ... posted a double-double in five contests and 10+ points in 26 games ... tallied 16 points, 6 rebounds and 1 block in 30 minutes at ATL on 3/17 ... dished season-high 4 assists on 3/8 vs. NYK ... registered a career-high 22 points (10-14 FGs) and 7 rebounds in 25 minutes at SAC on 2/19 ... posted 18 points along with 4 rebounds in a career-high 31 minutes at OKC on 12/27 ... recorded 12 points and grabbed a career-high 13 rebounds at UTA on 12/18 ... tallied 11 points to go along with 7 rebounds and 3 assists at OKC on 11/1 ... had nine DNP-CDs ... missed 12 games from 11/3 to 11/24 due to a low back strain and two games on 1/27 and 1/28 due to a right toe injury.

2014-15 (Denver): Played in 24 games (1 start) and averaged 3.9 ppg and 3.2 rpg in 11.2 mpg ... tied his career high with 11 points while pulling down 7 rebounds at GSW on 4/15 ... posted 8 points, 8 rebounds and 3 blocks in 23 minutes at UTA on 4/1 ... recorded 9 points and grabbed 6 rebounds in his first career start vs. UTA on 2/27 ... posted a career-high 11 points while tying career-high 9 rebounds vs. PHX on 2/26 ... grabbed career-high 9 rebounds vs. BKN on 2/23 ... recorded 8 points, 3 rebounds and 2 blocks in his NBA debut at OKC on 2/22 ... had five DNP-CDs.

INTERNATIONAL: Appeared in six games with France in Eurobasket 2017, averaging 10.7 points and 6.2 rebounds in 19.5 minutes. 2016: Appeared in six games and notched averages of 9.8 points and 4.2 rebounds in 17.9 minutes for the French National Team at the 2016 Olympic Games in Rio De Janeiro, Brazil. 2014-15: Appeared in 27 games (7 starts) for Khimki BC of the VTB United League and averaged 9.4 ppg, 4.4 rpg and 1.1 apg ... played for France during the 2014 FIBA World Cup of Basketball, and in nine games registered 9.2 ppg, 5.3 rpg and 0.4 apg while capturing the Bronze medal. 2013-14: Played in a total of 69 games (68 starts) and averaged 11.2 ppg, 7.8 rpg and 1.5 apg in 32.1 mpg for KK Partizan of the Liga ABA ... led the Euroleague in rebounding (8.6 rpg). 2012-13: Between three different teams (KK Partizan, Chalon-Sur-Saone, Valencia) appeared in a total of 54 games (34 starts), holding averages of 7.7 ppg, 4.8 rpg and 0.9 apg ... won the gold medal at the 2013 European Championship. 2011-12: Appeared in 47 games for Chalon-Sur-Saone averaging 5.7 points and 4.2 rebounds.

NBA REGULAR SEASON STATISTICS

Year	TEAM	G	MINS	FGM-FGA	PCT	FTM-FTA	FT%	FG3-FG3A	PCT	OFF-DEF-TOT	R/G	AST	A/G	PF	DQ	STL	BLK	PTS	AVG
14-15	DEN	24	268	36-89	.404	18-28	.643	3-16	.188	27-50-77	3.2	13	0.5	43	1	8	10	93	3.9
15-16	DEN	59	1041	195-380	.513	62-69	.899	13-53	.245	77-213-290	4.9	56	0.9	115	1	13	15	465	7.9
16-17	OKC/CHI	70	980	148-336	.440	46-73	.630	33-98	.337	72-179-251	3.6	70	1.0	83	1	25	6	375	5.4
TOTALS	153	2289	379-805	.471	126-170	.741	49-167	.293	176-442-618	4.0	139	0.9	241	3	46	31	933	6.1	

NBA PLAYOFF STATISTICS

Year	TEAM	G	MINS	FGM-FGA	PCT	FTM-FTA	FT%	FG3-FG3A	PCT	OFF-DEF-TOT	R/G	AST	A/G	PF	DQ	STL	BLK	PTS	AVG
16-17	CHI	3	26	4-11	.364	6-6	1.00	0-2	.000	5-4-9	3.0	5	1.7	1	0	0	0	14	4.7

CAREER HIGHS

	REGULAR SEASON HIGHS	PLAYOFF HIGHS
MINUTES	30, at LA Clippers, 1/16/17	15, vs. Boston, 4/28/17
POINTS	17 (2), vs. Detroit, 3/22/17	8, vs. Boston, 4/28/17
REBOUNDS	11, vs. New Orleans, 12/4/16	5, vs. Boston, 4/28/17
ASSISTS	4 (2), at Orlando, 3/8/17	2 (2), vs. Boston, 4/28/17
STEALS	2 (4), vs. New York, 2/15/17	N/A
BLOCKS	1 (6), vs. Chicago, 2/1/17	N/A



KAWHI LEONARD

FORWARD

2

HEIGHT 6-7 | WEIGHT 230 | SEASON Seventh
BIRTHDATE 6/29/91 | BIRTHPLACE Riverside, CA
HIGH SCHOOL King (Riverside, CA)
COLLEGE San Diego State

SELECTED BY INDIANA IN THE FIRST ROUND OF
THE 2011 NBA DRAFT, 15TH OVERALL PICK

OBTAINED FROM INDIANA ALONG WITH DAVIS BERTANS AND ERAZEM
LORBOK IN EXCHANGE FOR GEORGE HILL, 6/23/11

CAREER NOTES: In his seventh NBA season, all with the Spurs ... the 2014 NBA Finals MVP ... a two-time winner of the NBA's Defensive Player of the Year Award (2015 and 2016) ... the only Spurs player to win multiple Defensive Player of the Year awards ... named to the All-NBA First Team in 2016 and 2017 ... has earned All-Defensive First Team honors three times (2015, 2016, 2017) and was named to the All-Defensive Second Team in 2014 ... one of just three players in NBA history to win both NBA Defensive Player of the Year and NBA Finals MVP (Michael Jordan and Hakeem Olajuwon are the others) ... named a starter for the 2016 and 2017 NBA All-Star Games ... was selected to the All-Rookie First Team in 2012 ... has been named Western Conference Player of the Week four times ... re-signed with San Antonio on 7/16/15 ... acquired by the Spurs in a 2011 draft night trade that sent George Hill to Indiana in exchange for the draft rights to Leonard along with Davis Bertans and Erazem Lorbek ... was selected by the Pacers with the 15th overall pick in the 2011 NBA Draft ... played in his 300th NBA game at Dallas on 2/5/16, registering his 232nd win – the most in NBA history through a player's first 300 games ... played in his 72nd career playoff game at Oklahoma City on 5/6/16, and with the win became the fastest player to reach 50 playoff wins in Spurs franchise history ... in six NBA seasons, has appeared in 398 games, averaging 16.4 points, 6.2 rebounds, 2.3 assists and 1.77 steals in 30.5 minutes ... has appeared in 87 playoff games, averaging 16.5 points, 7.3 rebounds, 1.9 assists and 1.69 steals in 33.4 minutes ... shooting .514 (523-1017) from the field and .427 (125-193) from three-point range in the postseason ... won 41 playoff games in 58 appearances before his 23rd birthday, which ranks second all-time behind Kobe Bryant (42 wins) ... selected to play in the 2012 and 2013 Rookie Challenge at All-Star Weekend ... chosen to the 2012 USA Men's Select Team that participated in a training camp with Team USA prior to the 2012 Olympics ... attended mini-camp with Team USA in 2015.

2016-17: Named to the All-NBA First Team and All-Defensive First Team ... 2017 NBA All Star Game starter ... started in 74 games, averaging a career-best 25.5 points, 5.8 rebounds, 3.5 assists and 1.80 steals in 33.4 minutes ... shot .485 from the field, .380 from three-point range and .880 from the foul line ... holds the best career winning percentage in NBA history (.769) ... led the team in scoring in 58 of his games ... recorded 30 points-or-more in 26 games this season ... has scored in double figures in 108 consecutive games dating back to 1/14/16 ... recorded a game-best 39 points (12-18 FG, 4-5 3FG, 11-11 FT) along with 6 rebounds, 5 assists and 2 blocks on 3/6 vs. Houston ... logged a double-double of 34 points (11-25 FG, 11-12 FT) and 10 rebounds as well as a season-high 6 steals and 5 assists on 3/4 vs. Minnesota ... registered a game-best 31 points (11-26 FG, 8-10 FT), 7 rebounds, 6 assists and 3 steals on 3/3 at New Orleans ... logged a double-double of 31 points (11-22 FG, 3-9 3FG, 6-6 FT) and 10 rebounds on 3/1 vs. Indiana ... in his fourth consecutive game with 30+ points, registered a game-high 32 points (13-23 FG, 2-3 3FG, 4-5 FT), 6 rebounds, 4 steals and 3 assists on 2/13 at Indiana ... on 2/10 at Detroit, logged a game-best 32 points (11-22 FG, 3-8 3FG, 7-9 FT), 6 rebounds and 5 assists ... led the team in scoring with 32 points (9-18 FG, 3-7 3FG, 11-11 FT) as well as 6 rebounds and 5 assists on 2/8 at Philadelphia ... on 1/31 vs. Oklahoma City, notched 36 points (8-17 FG, 3-5 FT), 8 rebounds, 5 assists, 2 steals and 2 blocks ... in his sixth consecutive game with over 30 points, notched a new career-best of 41 points (15-30 FG, 3-8 3FG, 8-8 FT), 6 rebounds and 5 assists in a career-high 46 minutes of play on 1/21 at Cleveland ... tallied 34 points (12-22 FG, 2-5 3FG, 8-8 FT), 5 rebounds, 4 assists and 2 steals on 1/19 vs. Denver ... on 1/17 vs. Minnesota, scored

34 points (12-17 FG, 2-3 3FG, 8-9 FT) and grabbed 7 rebounds and 5 assists ... logged 38 points (12-20 FG, 2-5 3FG, 12-14 FT) along with 4 rebounds and 3 assists on 1/14 at Phoenix ... registered 31 points (10-13 FG, 3-5 3FG, 8-9 FT), 2 rebounds, 2 assists and 2 steals in 26 minutes on 1/12 vs. L.A. Lakers ... tallied 30 points (10-16 FG, 2-3 3FG, 8-10 FT), 7 rebounds, 3 steals, 3 blocks and 2 assists in 36 minutes on 1/10 vs. Milwaukee ... logged a double-double of 25 points (7-14 FG, 3-5 3FG, 8-8 FT) and 10 rebounds as well as 5 assists and 3 steals on 12/25 vs. Chicago ... tallied 33 points (9-15 FG, 5-7 3FG, 10-10 FT), 3 rebounds and 2 assists on 12/23 at Portland ... registered 30 points (10-18 FG, 4-7 3FG, 6-6 FT), 6 rebounds and 3 assists in 27 minutes on 12/10 vs. Brooklyn ... registered his fourth double-double of the season with a game-high 25 points and 10 rebounds as well as 4 assists and 2 blocks on 11/25 at Boston ... logged his fifth 30-point game of the season along with 5 rebounds and 4 assists on 11/23 at Charlotte ... recorded a double-double with 23 points (7-15 FG, 7-8 FT) and 12 rebounds, adding 7 assists on 11/18 at L.A. Lakers ... logged a double-double of 24 points and a team-leading 12 boards along with 4 assists in 34 minutes ... on 11/9 vs. Houston logged 34 points (11-26 FG, 4-6 3FG, 8-8 FT), 7 rebounds and two blocked shots in a season-high 38 minutes ... recorded a double-double on 11/4 at Utah with 29 points (9-18 FG, 10-10 FT), 11 rebounds and 4 assists ... recorded his 300th career start and 235th win on 10/29 vs. New Orleans, earning him more wins than any other player in NBA history through 300 starts ... in the season opener at Golden State on 10/25, finished with 35 points, going 15-for-15 at the charity stripe ... missed two games with gastroenteritis (12/28-12/30) ... sat out three games on rest (1/23, 3/8, 4/7) ... missed one game with a sore left hand (1/24) ... sat out a game with a quad contusion (2/6) ... sat out one game, concussion protocol (3/11) ... started in 12 postseason games, averaging 27.7 points, 7.8 rebounds, 4.6 assists and 1.67 steals in 35.8 minutes ... shot .525 from the floor, .455 from beyond the arc and .931 from the free throw line ... logged his fourth double-double of the 2017 postseason with his 22 points and 15 rebounds on 5/9 vs. Houston ... recorded a double-double of 26 points and 10 rebounds along with a game-high 7 assists on 5/5 at Houston ... logged 34 points (13-16 FG, 3-4 3FG, 5-5 FT), a postseason career-high 8 assists, 7 rebounds and 3 steals on 5/3 vs. Houston ... tallied a double-double of 21 points and 11 rebounds as well as 6 assists while leading the team in each category on 5/1 vs. Houston ... set a new playoff career-high with 43 points (14-30 FG, 7-10 3FG, 8-8 FT), the highest scoring game in Spurs history since George Gervin's 44 in 1980, along with 8 rebounds, 6 steals and 3 assists on 4/22 at Memphis ... logged a double-double of 37 points (9-14 FG, 19-19 FT) and 11 rebounds on 4/17 vs. Memphis ... sat out four games with a sprained left ankle (5/11, 5/16-5/22).

2015-16: The NBA's 2016 NBA Defensive Player of the Year ... named to the All-NBA First Team and All-Defensive First Team ... started in all 72 games he appeared in, averaging a career-high 21.2 points, 6.8 rebounds, 2.6 assists and 1.78 steals in 33.0 minutes ... shot .506 (551-1,090) from the field, .443 (129-291) from three-point range and a team-high .874 (292-334) from the foul line ... the only player in the NBA to average at least 20.0 points and 6.0 rebounds while shooting over 50 percent from the floor and 40 percent from the three-point line ... ranked third in the NBA in three-point field goal percentage, 11th in free throw percentage, 12 in steals per game and 15th in scoring ... scored in double figures 70 times, including 44 games with 20-or-more points and four games with 30-plus ... registered 12 double-doubles ... handed out at least five assists 10 times ... recorded three-plus steals in 15 games ... led the team in scoring 44 times, rebounding on 21 occasions and in steals 50 times ... was named Western Conference Player of the Week twice (12/21 and 3/7) ... became the sixth Spurs player in franchise history to be selected as an All-Star starter on 1/21 ... finished with 17 points, 6 rebounds, 3 assists and 2 steals in 26 minutes in his first All-Star start ... played in his 300th NBA game at Dallas on 2/5, registering his 232nd win – the most in NBA history through a player's first 300 games ... produced a career-high 33 points (10-17 FG, 2-5 3FG, 11 FT) to go along with a career-high tying 7 assists, 6 rebounds and 3 steals in 40 minutes vs. Toronto on 4/2 ... connected on the game-winner with 0.9 seconds left to play, finishing with a game-high 29 points (12-19 FG, 3-3 3FG, 2-2 FT) to go along with 7 rebounds, 2 assists and 2 steals in 33 minutes at Orlando on 2/10 ... opened the season with 32 points (13-22 FG, 5-5 FT), 8 rebounds, 3 steals and 2 blocks in 35 minutes at Oklahoma City on 10/28 ... became the second Spur to score 30+ in under 25 minutes in the last 30 years when he tallied 32 points (12-21 FG, 3-7 3FG, 5-7 FT) in 24 minutes vs. Miami on 3/23 ... totaled a game-high 30 points to go along with 11 rebounds, 3 assists, 2 steals and 2 blocks in 39 minutes at New Orleans on 3/3 ... notched a game-high 29 points (10-15 FG, 3-5 3FG, 6-6 FT) and added 5 rebounds, 3 assists and 3 steals in 35 minutes at Utah on 2/25 ... posted a game-high 27 points with 8 rebounds in 39 minutes at Houston on 2/27 ... recorded 27 points, 6 rebounds, 5 assists and 2 steals in 36 minutes vs. Detroit on 3/2 ... became the first Spur

since Tony Parker (3/4/12 – 3/16/12) to register five straight 25+ point games when he finished with 25 points, 13 rebounds and 6 assists in 36 minutes vs. Sacramento on 3/5 ... netted a double-double with 18 points and a season-high 14 rebounds with 2 steals and a team-high 4 blocks in 36 minutes at New York on 11/2 ... scored a game-high 27 points, connecting on a career-high seven three-pointers in 33 minutes at Memphis on 12/3 ... tallied a game-high 27 points (9-15 FG, 4-7 3FG, 5-6 FT) to go along with 3 rebounds, 4 assists and 4 steals in 38 minutes vs. Washington on 12/16 ... had a game-high 29 points with 7 rebounds, 2 assists, 2 steals and 2 blocks in 39 minutes vs. Chicago on 3/10 ... netted a team-high 26 points with 7 rebounds, 3 assists and 3 steals in 38 minutes vs. Oklahoma City on 3/12 ... produced his 11th double-double of the season with 18 points, a season-high tying 14 rebounds, 4 assists and 2 blocks in 39 minutes vs. Golden State on 3/19 ... registered a game-high 26 points, 5 rebounds, 5 assists, 2 steals and 2 blocks in 39 minutes vs. Oklahoma City on 4/12 ... missed one game with an upper respiratory infection (11/14) ... missed one games with gastroenteritis (12/7) ... missed three games with tightness, left calf (2/18 – 2/21) ... missed three games with a right quad contusion (3/25-3/28) ... sat out two games due to rest (4/8 and 4/13) ... started all 10 playoff games, averaging a team-best 22.5 points, 6.3 rebounds, 2.8 assists, 2.60 steals and 1.40 blocks in 33.9 minutes ... shot .500 (83-166) from the field, .436 (17-39) from long range and .824 (42-51) from the free throw line ... scored in double figures in all 10 games, including 20-or-more eight times and 30-plus twice ... totaled a team-high 22 points to go along with 9 rebounds, a postseason career-high tying 5 assists and 3 steals in 37 minutes in Game 6 at Oklahoma City on 5/12 ... recorded a team-high 26 points with 6 rebounds, 4 assists and 5 steals in 39 minutes in Game 5 vs. Oklahoma City on 5/10 ... totaled a team-high 31 points (9-17 FG, 3-4 3FG, 10-14 FT) with 11 rebounds and 3 assists in 39 minutes in Game 3 at Oklahoma City on 5/6 ... first player since Dallas' Dirk Nowitzki (2011 Western Conference Semifinals vs. Los Angeles Lakers) to shoot at least 50 percent from the field, 60 percent from three-point range and 90 percent from the foul line over the course of a playoff series when he shot .527 percent from the field, .611 percent from three and .944 percent from the foul line in the first round vs. Memphis (minimum 20 FGA, 10 3PA and 10 FTA) ... became the first player to record 30 points, 5 blocks and zero turnovers in a playoff game since Shaquille O'Neal on 5/20/00 when he produced a postseason career-high tying 32 points (11-22 FG, 6-9 3FG, 4-5 FT) with 7 rebounds, a playoff career-high 5 blocks, 4 steals and 2 assists in 42 minutes in Game 3 at Memphis on 4/22.

2014-15: Named the 2015 NBA Defensive Player of the Year and to the All-Defensive First Team ... appeared and started in 64 games, averaging a team-high 16.5 points, 7.2 rebounds, 2.5 assists and 2.31 steals in 31.8 minutes ... posted career-highs in points, rebounds, assists and steals ... ranked first in the NBA in steals per game ... shot .479 (394-822) from the field, .349 (67-192) from downtown and .802 (202-252) from the charity stripe ... scored in double figures 55 times, including a career-best 21 games with 20-or-more points ... recorded 14 double-doubles ... led the team in scoring 21 times, rebounding 17 times, steals 37 times and blocks 15 times ... recorded 37 games with two-or-more steals, including 16 games with four-or-more ... one of two players in the NBA to average 16.0 points, 7.0 rebounds and 2.00 steals (R. Westbrook) ... matched his career-high with 26 points (10-18 FG, 1-3 3FG, 5-5 FT) to go with 10 rebounds, 3 assists and 3 steals in 37 minutes at LA Clippers on 11/10 ... tied his career-high for the second time this season with 26 points (9-15 FG) to go along with 10 rebounds and 4 assists in 33 minutes at Philadelphia on 12/1 ... became the first player in NBA history to record 25+ points and 7+ steals in less than 25 minutes with 26 points (11-17 FG, 1-3 3FG, 3-4 FT), a career-high 7 steals, 5 rebounds and 3 assists in 24 minutes vs. Golden State on 4/5 ... recorded a career-high-tying 26 points (10-15 FG, 4-4 3FG, 2-2 FT), 2 rebounds, 2 assists and 3 steals in 24 minutes at Oklahoma City on 4/7 ... with 18 points, 8 rebounds, a career-high 6 blocks, 5 steals and 4 assists at Denver on 12/14, it marked the first time a Spurs player has had at least 5 blocks and 5 steals in the same game since David Robinson on 11/10/92 ... posted 17 points (6-13 FG, 3-6 3FG), a career-best 15 rebounds, 3 assists and 2 steals in 31 minutes at Denver on 1/20 ... posted 21 points (8-12 FG, 2-2 3FG) and 13 rebounds in 36 minutes vs. Indiana 11/26 ... recorded 16 points (7-12 FG), 5 rebounds, 5 assists and 5 steals in 36 minutes at Utah on 12/9 ... posted 15 points and 14 rebounds to go with 3 assists and 2 steals in 33 minutes vs. LA Lakers on 1/23 ... recorded 19 points and 14 rebounds vs. Milwaukee on 1/25 ... scored 24 points (8-15 FG, 5-10 3FG), including a career-high five three-pointers, to go with 4 assists and 3 steals in 33 minutes vs. Miami on 2/6 ... posted 22 points (9-18 FG, 4-4 FT), 10 rebounds, 3 steals and 2 blocks in 32 minutes at Phoenix on 2/28 ... recorded 21 points (9-11 FG, 2-4 3FG), including a career-high in a half with 19 in the first, to go with 5 rebounds and 3 steals in 29 minutes

vs. Sacramento on 3/4 ... tallied 25 points (10-17 FG, 4-4 FT), 8 rebounds, 4 assists and 3 blocks in 36 minutes vs. Denver on 3/6 ... posted 20 points, 8 rebounds and 3 steals in 39 minutes vs. Chicago on 3/8, marking the first time in his career that he has scored 20+ points in four consecutive contests ... extended his career-long streak with 24 points (10-19 FG, 4-4 FT) and 11 rebounds along with 5 steals in 39 minutes vs. Toronto on 3/10 ... scored 20+ points for a sixth-straight game with 24 (9-14 FG) to go with 9 rebounds and a season-high 7 assists in 44 minutes vs. Cleveland on 3/12 ... posted 20 points (8-14 FG), 10 rebounds, 7 assists and 4 steals in 32 minutes at Atlanta on 3/22 ... recorded 25 points (11-17 FG), including 15-straight to open the fourth quarter, and 10 rebounds in 33 minutes vs. Memphis on 3/29 ... tallied 22 points (8-13 FG, 5-6 FT), 9 rebounds, 4 steals, 3 assists and 2 blocks in 38 minutes at Miami on 3/31 ... sat out the first game of the season with a right eye infection ... missed 17 of the 19 games from 12/10-1/14 with a bruised right hand ... started all seven playoff games, averaging a team-high 20.3 points, 7.4 rebounds, 2.6 assists and 1.1 steals in 35.7 minutes ... scored 20+ points three times and had one double-double ... posted a playoff career-high 32 points (13-18 FG, 3-5 3FG, 3-3 FT) in 29 minutes vs. LA Clippers on 4/24 ... registered 26 points, 7 rebounds and 5 assists in 40 minutes vs. LA Clippers on 4/26.

2013-14: Named the 2014 NBA Finals MVP ... earned NBA All-Defensive Second Team honors ... appeared in 66 games, starting in 65, averaging 12.8 points, 6.3 rebounds, 2.0 assists and 1.75 steals in 29.2 minutes ... posted career-highs in points, rebounds, assists and steals ... ranked ninth in the NBA in steals per game ... shot a career-high .522 (337-645) from the field, .379 (69-182) from downtown and .802 (101-126) from the charity stripe ... scored in double figures 50 times, including three games with 20-or-more points ... led the team in scoring five times, rebounding 12 times, steals 28 times and blocks 12 times ... Spurs recorded an .818 (54-12) winning percentage when Leonard was in the lineup ... recorded 38 games with two-or-more steals ... posted seven double-doubles on the season ... tallied a career-high tying 26 points (12-13 FG, 2-2 3FG), 5 assists and 3 rebounds in 28 minutes vs. Memphis on 4/6 (joined Avery Johnson and Gene Banks as only Spurs players to ever record 25+pts, 5+asts with 90+FG%) ... recorded a double-double with 16 points, a career-high 16 rebounds, 5 assists and 2 steals in 37 minutes at Dallas on 4/10 ... posted a double-double with 21 points (8-14 FG, 1-1 3FG, 4-7 FT), 10 rebounds and 3 assists in 35 minutes at Golden State on 12/19 ... tallied 16 points (7-14 FG, 1-5 3FG, 1-2 FT), 8 rebounds and a career-high tying 5 steals in 32 minutes vs. Boston on 11/20 ... recorded a double-double with 14 points, 10 rebounds, 4 steals and 2 assists and in 38 minutes at Oklahoma City on 11/27 ... tallied 19 points (8-11 FG, 3-5 3FG), 6 rebounds, 5 assists and 2 steals in 34 minutes vs. Minnesota on 12/13 ... recorded 17 points (8-11 FG, 1-1 3FG), 6 rebounds, 2 assists, 2 steals and 2 blocks in 36 minutes vs. Minnesota on 1/12 ... posted 15 points (6-12 FG, 2-6 3FG, 1-1 FT), 7 rebounds, a career-high tying 6 assists, 3 steals and 2 blocks in 33 minutes vs. Utah on 1/15 ... recorded 15 points (5-9 FG, 1-2 3FG, 4-4 FT), 6 rebounds, 4 assists, 2 steals and 2 blocks in 29 minutes vs. Detroit on 2/26 ... recorded 18 points (7-10 FG, 2-2 3FG, 2-2 FT), 5 rebounds, 4 steals, 3 assists, and 3 blocks in 26 minutes at Cleveland on 3/4 ... posted 17 points (5-6 FG, 1-2 3FG, 6-7 FT), 7 rebounds, 4 assists, 2 steals and 2 blocks in 38 minutes vs. Orlando ... tallied 16 points (6-12 FG, 2-4 3FG, 2-2 FT) and 9 rebounds in 29 minutes at Chicago on 3/11 ... posted 22 points (8-12 FG, 1-3 3FG, 5-6 FT), 10 rebounds, 4 assists and 2 steals in 34 minutes at LA Lakers on 3/19 ... tallied 14 points (6-11 FG, 2-3 3FG, 0-1 FT), a season-high tying 6 assists, 4 rebounds, 3 blocks and 2 steals and in 23 minutes at Denver on 3/28 ... posted 18 points (7-14 FG, 2-4 3FG, 2-3 FT), 5 rebounds, 4 assists and 3 steals in 34 minutes vs. Phoenix on 4/11 ... missed 14 games with a non-displaced fracture of fourth metacarpal (1/24-2/19) ... missed one game with a dental procedure (12/21) ... missed one game with rest (4/14) ... started all 23 playoff games, averaging 14.3 points, 6.7 rebounds, 1.7 assists and a team-high 1.70 steals in 32.0 minutes ... shot .510 (122-239) from the field, .419 (31-74) from three-point range and .736 (53-72) from the foul line ... recorded five double-doubles ... posted 18 games in double-figure scoring, including 5 games with 20-or-more ... kicked off the playoffs with 11 points (4-11 FG, 3-4 FT) and 10 rebounds vs. Dallas Mavericks on 4/20 in Game 1 of the First Round ... tied a playoff career-high with 5 steals to go along with 17 points, 5 rebounds and 3 assists at Dallas on 4/26 in Game 3 ... posted 22 points (9-15 FG, 3-4 3FG), 7 rebounds, 2 assists, while tying a playoff career-high with 5 steals vs. Portland on 5/14 in Game 5 to close out the Western Conference Semifinals ... set a playoff career-high with 4 assists twice vs. Oklahoma City Thunder on 5/21 and 5/31 ... recorded a double-double with 17 points, 11 rebounds and 4 assists at OKC on 5/31 in Game 6 to close out the Western Conference Finals ... set a playoff career-high with 29 points (10-13 FG, 3-6 3FG, 6-7 FT) at Miami Heat on 6/10 in Game 3 of the NBA

Finals ... recorded a double-double with 20 points (7-12 FG, 1-3 3FG, 5-6 FT), 14 rebounds, 3 assists, 3 steals and a playoff career-high 3 blocks at Miami on 6/12 in Game 4 ... finished with 22 points (7-10 FG, 3-4 3FG, 5-6 FT) and 10 rebounds vs. Miami on 6/15 in Game 5 ... averaged 23.7 points, 9.3 rebounds, 2.3 assists, 2.00 steals and 2.00 blocks in the last 3 games of the NBA Finals ... at 22-years-old became third youngest NBA Finals MVP of all time (Magic Johnson, 20 and 22).

2012-13: Started in 57 of 58 games he appeared in, averaging 11.9 points, 6.0 rebounds, 1.6 assists and 1.49 steals in 31.2 minutes ... shot .494 (260-526) from the floor, .374 (65-174) from downtown and .825 (104-126) from the free throw line ... scored in double figures 37 times, including 20-or-more five times ... pulled down 10-or-more rebounds eight times ... recorded six double-doubles ... led the team in steals 21 times, rebounds six times, blocks three times and points four times ... recorded three-or-more steals 12 times ... selected to Team Chuck in the BBVA Rising Stars Challenge, marking his second selection in the event ... registered a career-high 26 points (11-18 FG, 1-3 3FG, 3-6 FT) and 4 rebounds in 43:37 minutes at Chicago on 2/11 ... recorded 24 points (8-16 FG, 1-2 3FG, 7-8 FT), 13 rebounds, 4 assists and 2 steals in 32:44 minutes vs. Cleveland on 3/16 ... recorded 24 points (9-18 FG, 3-4 3FG, 3-6 FT), a career-high 14 rebounds and a career-high 6 assists in 41:43 minutes at OKC on 4/4 ... hit a game winning three-pointer with 2.9 seconds remaining to give the Spurs a 96-95 win at Cleveland on 2/13 ... finished the game with 13 points, 10 rebounds and 4 blocks ... finished with 23 points (7-10 FG, 1-1 3FG, 8-10 FT), 6 rebounds, 4 assists, 2 steals and 2 blocks in 39:46 minutes vs. Atlanta 4/6 ... tallied 21 points (9-14 FG, 3-4 3FG), 8 rebounds, 2 steals and 2 blocks in 42:35 minutes vs. Utah on 3/22 ... finished with 19 points, 7 rebounds and 5 steals in the season opener at New Orleans on 10/31 ... tallied 16 points and 9 rebounds vs. New York on 11/15 ... finished with 17 points, 4 rebounds and 5 steals vs. Dallas 12/23 ... recorded a double-double with 19 points, 10 rebounds and 2 steals at Minnesota on 2/6 ... posted 16 points, 9 rebounds and 3 steals at Phoenix 2/24 ... tallied 17 points and 11 rebounds vs. Miami on 3/31 ... missed 18 games (11/17-12/18) with quadriceps tendinitis, right knee ... missed one game with a left patella contusion (1/23) ... missed five games with a sore left knee ... started in 21 playoff games, averaging 13.5 points, 9.0 rebounds and 1.76 steals in 36.9 minutes ... shot .545 (115-211) from the field, .390 (23-59) from three-point range and .633 (31-49) from the foul line ... ranked sixth in the postseason in FG percentage ... posted double figures in 18 games ... tallied six double-doubles ... recorded 18 points (7-11 FG, 1-1 3FG, 3-5 FT), 9 rebounds, 3 assists and 2 steals 41:01 minutes vs. Golden State on 5/6 in Game 1 of the WC Semifinals ... recorded a double-double with 11 points and 12 rebounds in 43:19 minutes vs. Golden State on 5/8 in Game 2 of the WC Semifinals ... notched 16 points (6-13 FG, 1-4 3FG, 3-4 FT), 10 rebounds and 2 steals in 34:01 minutes at Golden State on 5/16 in Game 6 of the WC Semifinals ... tallied 18 points (7-10 FG, 4-5 3FG) including a playoff-high 4 treys in 29:56 minutes vs. Memphis on 5/19 in Game of the WC Finals ... posted 11 points, 6 rebounds and postseason career-high 5 steals in 38:28 minutes at Memphis on 5/27 in Game 4 of the WC Finals ... pulled down 14 rebounds to go along with 9 points and 2 assists in 33:29 minutes at Miami on 6/9 in Game 2 of the Finals ... tallied 14 points, 12 rebounds and 4 steals in 29:29 minutes vs. Miami on 6/11 Game 3 of the Finals ... recorded a career playoff-high 22 points (9-14 FG, 1-3 3FG, 3-4 FT), 11 rebounds and 3 steals in 45:48 minutes at Miami on 6/18 in Game 6 of the Finals ... posted 19 points and a career playoff-high 16 rebounds in 45:00 minutes at Miami on 6/20 in Game 7 of the Finals.

2011-12: Named to the All-Rookie First Team ... appeared in 64 games, including 39 starts, averaging 7.9 points, 5.2 rebounds and 1.33 steals in 24.0 minutes ... shot .493 (199-404) from the floor, .376 (41-109) from three-point territory and .733 (68-88) from the foul line ... his 39 starts were the most by a Spurs rookie in the Pop era since Tony Parker started 72 games during the 2001-02 season ... scored in double figures 24 times, including 20-or-more once and grabbed 10-or-more rebounds five times ... recorded four double-doubles ... one of four rookies to record four-or-more double-doubles ... was selected to play in the 2012 Rookie Challenge Game at All-Star Weekend but sat out of the game due to injury ... led the team in points once, rebounds 12 times, steals 19 times and blocks five times ... ranked 13th in scoring, third in steals, third in field goal percentage, fifth in 3FG percentage and fourth in rebounding among rookies ... recorded season-high 24 points (9-14 FG, 2-4 3FG, 4-6 FT), 10 rebounds and 5 steals at Portland on 2/21 ... registered his first double-double, scoring 13 points (6-10 FG) and 10 rebounds in a career-high 34 minutes at Oklahoma City on 1/8/12 ... finished with 19 points, 3 rebounds and 4 steals in 33 minutes at Milwaukee on 1/10 ... in his first start, posted 11 points, 8 rebounds and 2 blocks in 38 minutes vs. Houston on 1/11 ... finished with 12 points (6-11 FG), 10 rebounds, 2 steals and 1 block at Memphis on 1/30/12 ... placed on the inactive list for one game vs. Chicago on 2/29 ... started in all 14 playoff games, averaging 8.6 points, 5.9 rebounds, and 1.21 steals in 27.1 minutes ... shot .500 (45-90) from the floor, .450 (18-40) from

three and .813 (13-16) from the charity stripe ... ranked eighth in three-point FG% in the postseason ... scored in double figures five times ... recorded his first double-double with a postseason-high 18 points (7-12 FG, 3-6 3FG, 1-1 FT) and 10 rebounds in Game 2 vs. Oklahoma City on 5/29 ... his double-double was the first double-double by a Spurs rookie since Tim Duncan's 32 points and 12 rebounds at Phoenix on 4/23/98 ... registered 14 points (5-7 FG, 3-5 3FG, 1-1 FT), 9 rebounds and 2 assists in Game 3 at L.A. Clippers 5/19 ... posted 16 points (5-8 FG, 3-3 3FG, 3-4 FT), 6 rebounds and 3 steals in Game 1 vs. L.A. Clippers on 5/15.

COLLEGE NOTES: Spent two seasons at San Diego State University ... as a sophomore was named a Second Team All-American by the Associated Press ... was a finalist for the Wooden Award and the Naismith Award ... led the Aztecs to a school-record 34 wins and an appearance in the Sweet 16 ... earned First Team All-Mountain West honors and was selected to the All-Mountain West Defensive Team and the All-MWC Tournament Team ... was named the Mountain West Freshman on the Year in 2009-10 ... earned All-MWC First Team honors, becoming the first freshman in MWC history to earn first team all-conference honors. ... named the MWC tournament MVP ... one of only four freshmen in the country to lead his team in scoring and rebounding, averaging a team-best 12.7 points and 9.9 rebounds ... in two season with the Aztecs played in 70 career games, while making 69 starts ... averaged 14.1 points, 10.2 rebounds, 2.2 assists and 1.40 steals in 31.9 minutes while shooting .449 (377-840) from the field and .744 (195-262) from the foul line ... had 40 career double-doubles, which is the second most in school history (Michael Cage – 61) ... tied Andrew Bogut for the most career double-doubles in MWC history... set the MWC all-time mark for career double-doubles in MWC games (21) and double-doubles in a single season in MWC games (12) ... scored at least 20 points 12 times in his career ... among SDSU all-time leaders ranks second in rebound average (10.2) and fifth in rebounds (716).

NBA REGULAR SEASON STATISTICS

Year	TEAM	G	MINS	FGM-FGA	PCT	FTM-FTA	FT%	FG3-FG3A	PER	OFF-DEF-TOT	R/G	AST	A/G	PF	DQ	STL	BLK	PTS	AVG
11-12	SA	64	1534	199-404	.493	68-88	.773	41-109	.376	104-223-327	5.1	70	1.1	88	0	85	24	507	7.9
12-13	SA	58	1810	260-526	.494	104-126	.825	65-174	.374	63-283-346	6.0	93	1.1	99	0	97	32	689	11.9
13-14	SA	66	1923	337-645	.522	101-126	.802	69-182	.379	76-336-412	6.2	133	2.0	127	0	114	50	844	12.8
14-15	SA	64	2033	394-822	.479	202-252	.802	67-192	.349	85-376-461	7.2	161	2.5	128	0	148	48	1057	16.5
15-16	SA	72	2380	551-1090	.506	292-334	.874	129-291	.443	95-398-493	6.8	186	2.6	133	0	128	71	1523	21.2
16-17	SA	74	2474	636-1312	.485	469-533	.880	147-387	.380	80-350-430	5.8	260	3.5	122	0	133	55	1888	25.5
TOTALS		398	12154	2377-4799	.495	1236-1459	.847	518-1335	.388	503-1966-2469	6.2	903	2.3	697	0	705	280	6508	16.4

NBA PLAYOFF STATISTICS

Year	TEAM	G	MINS	FGM-FGA	PCT	FTM-FTA	FT%	FG3-FG3A	PER	OFF-DEF-TOT	R/G	AST	A/G	PF	DQ	STL	BLK	PTS	AVG
11-12	SA	14	379	45-90	.500	13-16	.813	18-40	.450	18-65-83	5.9	8	0.6	23	0	17	6	121	8.6
12-13	SA	21	775	115-211	.545	31-49	.633	23-59	.390	50-140-190	9.0	22	1.0	40	0	37	11	284	13.5
13-14	SA	23	736	122-239	.510	53-72	.736	31-74	.419	31-124-155	6.7	38	1.7	66	2	39	14	328	14.3
14-15	SA	7	250	52-109	.477	27-35	.771	11-26	.423	13-39-52	7.4	18	2.6	18	0	8	4	142	20.3
15-16	SA	10	339	83-166	.500	42-51	.824	17-39	.436	14-49-63	6.3	28	2.8	21	0	26	14	225	22.5
16-17	SA	12	429	106-202	.525	95-102	.931	25-55	.455	19-74-93	7.8	55	4.6	21	0	20	6	332	27.7
TOTALS		87	2908	523-1017	.514	261-325	.803	125-293	.427	145-491-636	7.3	169	1.9	189	2	147	55	1432	16.5

NBA ALL-STAR STATISTICS

Year	TEAM	G	MINS	FGM-FGA	PCT	FTM-FTA	FT%	FG3-FG3A	PCT	OFF-DEF-TOT	R/G	AST	A/G	PF	DQ	STL	BLK	PTS	AVG
15-16	SA	1	26	8-15	.533	0-0	---	1-6	.167	3-3-6	6.0	3	3.0	0	0	2	0	17	17.0
16-17	SA	1	15	2-4	.500	0-0	---	0-2	.000	0-2-2	2.0	2	2.0	0	0	1	0	4	4.0
TOTALS		2	41	10-19	.526	0-0	---	1-8	.125	3-5-8	4.0	5	2.5	0	0	3	0	21	10.5

CAREER HIGHS

	REGULAR SEASON HIGHS	PLAYOFF HIGHS
MINUTES	46, at Cleveland, 1/21/17	46, at Miami, 6/18/13
POINTS	41, at Cleveland, 1/21/17	43, at Memphis, 4/22/17
REBOUNDS	16, at Dallas, 4/10/14	16 at Miami, 6/20/13
ASSISTS	7 (5), vs. Utah, 4/2/17	8, vs. Houston, 5/3/17
STEALS	7, vs. Golden State, 4/5/15	6, at Memphis, 4/22/17
BLOCKS	6, at Denver, 12/14/14	5, at Memphis, 4/22/16



PATTY MILLS

HEIGHT 6-0 | WEIGHT 180 | SEASON Ninth
 BIRTHDATE 8/11/88 | BIRTHPLACE Canberra, Australia
 HIGH SCHOOL Australian Institute of Sport
 COLLEGE St. Mary's (CA)

GUARD

8

SELECTED BY PORTLAND IN THE SECOND ROUND OF THE 2009 NBA DRAFT,
 55TH OVERALL PICK

SIGNED BY THE SPURS ON 3/27/12

CAREER NOTES: Is in his ninth NBA season, his sixth with the Spurs ... signed by San Antonio on March 27, 2012 ... re-signed with the team on 7/13/12, 7/12/14 and 8/4/17 ... has appeared in 441 NBA games, averaging 7.9 points, 2.2 assists and 1.5 rebounds in 17.0 minutes ... a career .395 (592-1498) shooter from long range ... ranks sixth on the Spurs all-time three-pointers made list (543) ... has appeared in 78 playoff games, averaging 6.4 points, 1.4 rebounds and 1.5 assists in 14.4 minutes ... originally selected by the Portland Trail Blazers in the second round of the 2009 NBA Draft with the 55th overall pick ... spent two seasons with the Trail Blazers ... has also played professionally in China and Australia ... member of the Australian National Team since 2007 ... played for the Bombers in the 2008 Olympic Games in Beijing ... was the only collegiate basketball player competing in the 2008 Olympic Games ... the youngest player in the history of Australia to compete in the Olympic Games in basketball ... in six games he averaged a team-best 14.2 points per game while coming off the bench in each game ... helped the Boomers qualify for the 2012 Olympics by capturing the 2011 FIBA Oceanic Championship ... was the leading scorer in the 2012 Olympics in London, averaging 21.2 points ... helped guide the Boomers to the second round ... posted a tournament-high 39 points (9-15 FG, 5-7 3FG, 6-6) vs. Great Britain ... led the Boomers to a first place finish at the 2013 FIBA Oceania Championship ... led Australia to a fourth place finish at the 2016 Rio Olympics, averaging 21.3 points, 1.7 assists and 1.6 assists in 29.6 in seven games ... ranked second in the tournament in scoring.

CAREER TRANSACTIONS: Selected by the Portland in the second round (55th overall pick) of the 2009 NBA Draft ... signed by the Spurs (3/27/12) ... re-signed by San Antonio (7/13/12, 7/12/14 and 8/4/17).

2016-17: Appeared in 80 games with eight starts, averaging 9.5 points, 3.5 assists and 1.8 rebounds in 21.9 minutes ... shot .440 from the field, .414 from long-range and .825 from the free throw line ... scored in double figures in 38 games ... led the team in assists 17 times and in steals 11 times ... one of two players (Lou Williams) this season to log 200+ assists and 120+ threes from the bench ... posted a team-best 21 points (8-13 FG, 5-7 3FG) along with 4 assists, 2 rebounds and a steal in 21 minutes on 3/11 vs. Golden State ... notched 17 points (6-9 FG, 4-6 3FG, 1-1 FT) and a game-best and season-high-tying 10 assists on 3/8 vs. Sacramento ... tallied 15 points (5-10 FG, 4-9 3FG, 1-2 FT), 2 rebounds, 2 assists and 2 steals on 3/3 at New Orleans ... logged 18 points (8-15 FG, 2-5 3FG), 3 assists and 3 steals on 1/24 at Toronto ... scored a game-high 20 points (7-13 FG, 4-6 3FG, 2-3 FT) along with 3 rebounds and 2 assists on 1/23 at Brooklyn ... on 12/23 at Portland, matched his then season-high of 23 points (7-9 FG, 5-7 3FG, 4-5 FT) while tallying 5 assists, 3 rebounds and 2 steals in 28 minutes ... led the team in assists with 8 to go with his 10 points (4-9 FG, 2-4 3FG) on 12/2 vs. Washington ... tallied a team-leading 23 points (9-12 FG, 5-6 3FG) along with 4 assists and 3 rebounds on 11/30 at Dallas ... registered 19 points (6-8 FG, 2-3 3 FG, 5-5 FT) in 24 minutes on 11/25 at Boston ... tallied 17 points (6-11 FG, 2-5 3FG, 3-4 FT), 3 rebounds and 2 steals on 11/21 vs. Dallas ... recorded his 600th assist as a Spur on 11/12 at Houston to become one of six players in franchise history to have at least 600 assists and 400 three-pointers (Parker, Ginobili, Elliott, Bowen and Green) ... registered 16 points (6-11 FG, 4-7 3FG), 3 rebounds and 3 assists in a season-high 29 minutes on 11/4 at Utah ... produced 18 points (6-10 FG, 4-6 3FG, 2-2 FT) in 25 minutes in the second night of a back-to-back at Miami on 10/30 ... tallied 18 points (6-9 FG, 4-7 3FG, 2-2 FT) and 5 assists on 10/29

vs. New Orleans ... in the season opener on 10/25 at Golden State, recorded 11 points (4-9 FG, 3-5 3FG), 5 assists and 4 steals in 17 minutes of play ... missed one game with left calf tightness (1/14)... appeared in all 16 postseason games and started in six, averaging 10.3 points, 2.1 rebounds and 2.7 assists in 26.0 minutes ... shot .407 from the floor, .360 from long range and .864 from the charity stripe ... finished with 14 points, 4 rebounds and 3 assists on 5/22 vs. Golden State ... dished out a playoff career-best 7 assists to go with his 14 points (6-10 FG, 2-6 3FG) and 3 boards on 5/11 at Houston ... matched his playoff career-best of 20 points as well as 4 assists on 5/9 vs. Houston ... registered 15 points, 5 rebounds, 2 assists and 2 steals on 5/5 at Houston ... set a new playoff career-high with 20 points (7-10 FG, 5-7 3FG, 1-1 FT) on 4/25 vs. Memphis.

2015-16: Appeared in a team-high 81 games, averaging 8.5 points, 2.8 assists and 2.0 rebounds in 20.5 minutes ... shot .425 (260-612) from the field, .384 (123-320) from three-point range and .810 (47-58) from the foul line ... ranked second in the NBA in three-pointers made off the bench (118) ... scored in double figures 26 times, including three games with 20-or-more ... led the team in steals 11 times and in assist on 10 occasions ... handed out five-or-more assists in 12 games and had 12 games with at least 2 steals ... tallied a season-high 22 points (9-11 FG, 3-4 3FG) in 22 minutes vs. Los Angeles Lakers on 12/11 ... produced a season-high tying 22 points (9-13 FG, 3-4 3FG, 1-1 FT) to go along with 5 assists and 4 rebounds in 21 minutes vs. Orlando on 2/1 ... connected on a career-high tying six three-pointers, finishing with 21 points, 5 assists and 3 rebounds in 23 minutes at Phoenix on 2/21 ... netted 17 points (7-11 FG, 3-5 3FG) to go along with 7 assists, a season-high tying 6 rebounds and 2 steals in 31 minutes at Orlando on 2/10 ... recorded 15 points and a team-high 7 assists in 26 minutes at LA Lakers on 2/19 ... recorded 15 points, a team-high 6 assists and 5 rebounds in 23 minutes vs. LA Clippers on 3/15 ... registered a team-high 8 assists to go with 9 points and a season-high 4 steals in 23 minutes at Sacramento on 11/9 ... recorded 17 points (7-15 FG, 3-6 3FG) and 6 rebounds with 3 assists in 25 minutes vs. Denver on 11/18 ... registered 17 points (7-10 FG, 3-4 3FG) and 4 assists in 22 minutes at Memphis on 3/28 ... posted 15 points (6-10 FG, 3-3 3FG), 4 rebounds and 2 assists in 18 minutes at L.A. Lakers on 1/22 ... posted 16 points (6-8 FG, 2-2 3FG, 2-3 FT) and 4 rebounds in 15 minutes at Dallas on 2/5 ... produced 17 points, 4 rebounds and 2 assists in 22 minutes at Indiana on 3/7 ... missed one game due to rest (3/25) ... appeared in all 10 playoff games, averaging 6.6 points, 2.0 assists and 1.4 rebounds in 16.7 minutes ... shot .434 (23-53) from the field, .361 (13-36) from beyond the arc and .636 (7-11) from the free throw line ... produced a game-high 16 points (5-8 FG, 4-6 3FG) in 19 minutes in Game 2 vs. Memphis on 4/19 ... registered 15 points (4-8 FG, 3-7 3FG, 4-4 FT), 4 rebounds in 19 minutes vs. Memphis on 4/17.

2014-15: Appeared in 51 games, averaging 6.9 points, 1.7 assists and 1.5 rebounds 15.7 minutes ... shot .381 (128-336) from the floor, .341 (62-182) from three-point territory and .825 (33-40) from the free throw line ... scored in double-figures 12 times ... made his first appearance vs. Houston on 12/26 after missing the first 31 games recovering from right shoulder surgery, registering 8 points and 4 rebounds and in 20 minutes ... recorded a season-high 19 points (7-11 FG, 2-4 3 FG) in 26 minutes at Minnesota on 1/10 ... finished with 15 points (6-8 FG, 2-4 3FG), 3 rebounds and 3 assists in 11 minutes at New Orleans ... posted 15 points (6-8 FG, 3-5 3FG) in just 15 minutes of action vs. Washington on 1/3 ... scored 13 of his 15 points in the fourth quarter in 28 minutes vs. Phoenix on 1/9 ... scored 15 points (6-9 FG, 3-4 3FG) in 16 minutes vs. Chicago on 3/8 ... scored 14 points (4-4 FG, 3-3 3FG, 3-4 FT) to go with 2 assists in 11 minutes at Houston on 4/10 ... posted 11 points (4-6 FG, 3-4 3FG) and 3 assists in 19 minutes vs. Oklahoma City on 3/25 ... recorded 10 points, 3 assists and 2 rebounds in 20 minutes at Oklahoma City on 4/7 ... appeared in all seven playoff games, averaging a postseason career-high 10.1 points, 2.7 rebounds and 1.1 assists in 16.0 minutes ... shot .500 (21-42) from the floor, .571 (16-28) from beyond the arc and was a perfect 13-13 from the charity stripe ... scored 18 points in 19 minutes at LA Clippers on 4/22 ... went a perfect 4-4 from three-point range en route to scoring 13 points in 15 minutes at LA Clippers on 4/28.

2013-14: Appeared in a team-high 81 games, including two starts, averaging 10.2 points, 2.1 rebounds and 1.8 assists in a career-high 18.9 minutes ... logged 1,527 minutes this season after totaling 1,737 minutes in his previous four seasons combined ... shot .464 (309-666) from the floor, .425 (135-318) from three-point territory and .890 (73-82) from the free throw line ... ranked seventh in the NBA in three-point field goal percentage ... led the team in three-point field goals made (135) ... scored in double figures a career-high 37 times ... recorded eight games with 20-or-more points and one game with 30-or-more ... led team in scoring six times, assists two times and steals 14 times ... recorded a season-high

32 points (10-13 FG, 4-5 3FG, 8-9 FT), 7 rebounds, 4 assists and 2 steals in 25 minutes at Charlotte on 2/8 (first Spurs reserve in franchise history to record 32+ points in 25 minutes or less) ... tallied 25 points (9-15 FG, 2-3 3FG, 5-6 FT), 5 rebounds, 5 assists in 27 minutes at LA Clippers on 2/18 (first Spurs reserve to record 25+ points, 5+ assists and 5+ rebounds in 27 minutes or less since Manu Ginobili accomplished the feat in 2007-08 season at Dallas on 3/23/08) ... posted 26 points, 6 assists, 2 rebounds, and 2 steals in a season-high 36 minutes at Dallas on 4/10 ... tallied 29 points (13-26 FG, 1-5 3FG, 2-2 FT), 3 rebounds, 2 assists and 2 steals in 29 minutes at Portland on 2/19 ... pulled down a career-high 10 rebounds to go along with 4 assists in 17 minutes vs. Miami on 3/6 ... posted 20 points (8-17 FG, 2-7 3FG, 2-3 FT), 5 rebounds, 3 steals and 2 assists in 34 minutes at Golden State on 12/19 ... posted 20 points (8-12 FG, 4-6 3FG), 7 assists, 3 steals, 2 rebounds and in 27 minutes vs. Milwaukee on 1/19 ... posted 23 points (7-14 FG, 4-9 3FG, 5-5 FT), 6 rebounds and 4 assists in 20 minutes at Washington on 2/5 ... recorded 21 points (8-13 FG, 5-7 3FG) and 6 rebounds in 24 minutes at Oklahoma City on 4/3 ... tallied 18 points (6-10 FG, 6-8 3FG), 2 rebounds, 2 assists and 2 steals in 23 minutes at Atlanta on 1/24 ... missed one game due to rest (4/14 at Houston) ... appeared in all 23 playoff games off the bench, averaging 7.3 points, 1.5 rebounds, and 1.4 assists in 15.3 minutes ... shot .447 (63-141) from the field and .405 (32-79) beyond the arc ... recorded eight games with 10-or-more points ... set playoff career-highs with 18 points and 3 steals vs. Portland Trailblazers on 5/14 in Game 5 of the Western Conference Semifinals to close out the series ... set a playoff-career high with 5 rebounds vs. Oklahoma City Thunder on 5/21 in Game 2 of the Western Conference Finals ... set a playoff career-high with 4 assists vs. Miami Heat on 6/10 in Game 3 of the NBA Finals ... posted back-to-back double figure scoring games in Games 4 and 5 of the NBA Finals ... recorded 14 points (5-8 FG, 4-6 3FG) at Miami on 6/12 in Game 4 ... netted 17 points (6-10 FG, 5-8 3FG) in the series-clinching Game 5 vs. Miami on 6/15 ... posted more points, rebounds, assists, steals and blocks in the 2013-14 playoffs than four previous seasons combined.

2012-13: Appeared in 58 games, starting two, averaging 5.1 points and 1.1 assists in 11.3 minutes ... shot .469 (113-241) from the floor, .400 (52-130) from three-point territory and .842 (16-19) from the foul line ... scored in double figures nine times ... led the team in points once, assists twice and steals twice ... recorded a season-high 23 points (9-16 FG, 5-8 3FG), tying a career-high 5 three-pointers in 22:25 minutes at Golden State on 4/15 ... finished with 18 points (8-9 FG, 2-3 3FG) and 3 assists in 21:05 minutes at Sacramento on 11/9 ... posted 8 points and a season-high 6 assists in 24:24 minutes at Minnesota on 3/12 ... registered 8 points and a season-high 5 rebounds in 20:33 minutes at Washington on 11/26 ... recorded 15 points with a career-high 5 three-pointers at Denver on 12/18 ... posted 16 points (5-11 FG, 1-4 3FG, 5-5 FT) in 22:33 minutes at Phoenix in 2/24 ... tallied 12 points and 3 rebounds vs. Houston on 12/7 ... finished with 13 points at Charlotte on 12/8 ... tallied 12 points vs. Sacramento on 3/1 ... posted 13 points vs. Chicago on 3/6 ... registered 22 DNP'S ... placed on the inactive list for two games ... saw action in nine playoff games ... totalled 12 points, 3 rebounds and 2 assists in 32 minutes of action ... registered eight DNP-CD's ... missed the final four games of the NBA Finals with an abscess removal on his right foot.

2011-12: Appeared in 16 games, starting three games, averaging 10.3 points, 2.4 assists and 1.8 rebounds in 16.3 minutes ... shot .485 (63-130) from the field, .429 (24-56) from three-point range and a perfect 15-of-15 from the foul line ... scored in double figures four times, including 20-or-more twice and 30-or-more once ... dished out 10-or-more assists once ... recorded one double-double ... led the team in scoring three times, assists once and steals once ... posted a career-high 34 points (14-25 FG, 4-10 3FG, 2-2 FT) and career-high 12 assists at Golden State on 4/26 ... finished with 27 points and 5 assists at Phoenix on 4/25 ... tallied 20 points (8-11 FG, 4-5 3FG, 2-2 FT) at Cleveland on 4/3 ... finished with 14 points, 4 assists and 2 steals in his home debut vs. New Orleans on 4/6 ... registered three DNP – CD's ... appeared in eight playoff games, averaging 1.9 points in 3.9 minutes ... scored 9 points vs. Utah on 5/2.

2010-11 (Portland): Played in 64 contests, averaging 5.5 points and 1.7 assists in 12.2 minutes ... shot .412 (135-328) from the field, .353 (47-133) from three-point range and .766 (36-47) from the foul line ... scored in double figures 10 times ... posted what was career-best 23 points on 4/13 at Golden State ... tallied 14 points (6-8 FG, 2-2 FT) in 14 minutes on 3/2 at Sacramento ... posted 14 points and a career-high 5 steals on 1/2 vs. Houston ... tallied 12 points on 12/18 vs. Golden State ... appeared in two first round playoff games totaling one rebound in five minutes of action.

2009-10 (Portland): Appeared in 10 with the Trail Blazers, averaging 2.6 points in 3.8 minutes ... scored 11 points 4/14 vs. Golden State ... in five games with D-League's Idaho Stampede, averaged 25.6 points and 5.4 assists, scoring 20-plus points four times ... posted 38 point (13-25 FG, 7-10 3-PT) and 12 assists at Reno in his first game with Idaho on 1/1 ... posted averages of 2.0 points, 1.0 assist and 4.0 minutes in three games in the first round of the playoffs.

PERSONAL: Uncle, Danny Morseay, is an NBL Hall of Fame member and played for the Australian National Team in the 1980 and 1984 Olympics ... named the "most promising new sports talent" at the 2006 Deadlys Awards, which honor Aboriginal and Torres Strait Islanders achievements in sports, music, entertainment and community.

NBA REGULAR SEASON STATISTICS

Year	TEAM	G	MIN	FGM-FGA	PCT	FG3-FG3A	PCT	FTM-FTA	PCT	OFF-DEF-TOT	RG	AST	AG	PF	DQ	STL	BLK	PTS	AVG
09-10	POR	10	38	10-24	.417	2-4	.500	4-7	.571	1-1-2	0.2	5	0.5	6	0	4	0	26	2.6
10-11	POR	64	783	135-328	.412	47-133	.353	36-47	.766	19-32-51	0.8	109	1.7	63	0	27	1	353	5.5
11-12	SA	16	261	63-130	.485	24-56	.429	15-15	1.000	4-24-28	1.8	39	2.4	14	0	10	1	165	10.3
12-13	SA	58	656	113-241	.469	52-130	.400	16-19	.842	9-41-50	0.9	62	1.1	55	0	26	4	294	5.1
13-14	SA	81	1527	309-666	.464	135-318	.425	73-82	.890	34-135-169	2.1	149	1.8	114	0	68	9	826	10.2
14-15	SA	51	801	128-336	.381	62-182	.341	33-40	.825	21-54-75	1.5	87	1.7	58	0	28	2	351	6.9
15-16	SA	81	1662	260-612	.425	123-320	.384	47-58	.810	27-131-158	2.0	226	2.8	102	0	59	6	690	8.5
16-17	SA	80	1754	273-621	.440	147-355	.414	66-80	.825	24-117-141	1.8	280	3.5	109	0	65	3	759	9.5
TOTALS		441	7482	1291-2958	.436	592-1498	.395	290-348	.833	139-535-674	1.5	957	2.2	521	0	283	26	3464	7.9

NBA PLAYOFF STATISTICS

Year	TEAM	G	MIN	FGM-FGA	PCT	FTM-FTA	PCT	FG3-FG3A	PCT	OFF-DEF-TOT	RG	AST	AG	PF	DQ	STL	BLK	PTS	AVG
09-10	POR	3	12	2-4	.500	1-1	1.000	1-1	1.000	0-0-0	0.0	3	1.0	1	0	0	0	6	2.0
10-11	POR	2	5	0-2	.000	0-1	.000	0-0	---	0-1-1	0.5	0	0.0	0	0	0	0	0	0.0
11-12	SA	8	31	6-11	.545	3-5	.600	0-0	---	1-2-3	0.4	5	0.6	2	0	1	0	15	1.9
12-13	SA	9	31	5-10	.500	0-0	---	2-7	.286	1-2-3	0.3	2	0.2	2	0	0	0	12	1.3
13-14	SA	23	351	63-141	.447	10-13	.769	32-79	.405	3-32-35	1.5	33	1.4	31	0	17	1	168	7.3
14-15	SA	7	112	21-42	.500	13-13	1.00	16-28	.571	4-15-19	2.7	8	1.1	15	0	2	0	71	10.1
15-16	SA	10	167	23-53	.434	7-11	.636	13-36	.361	0-14-14	1.4	20	2.0	3	0	7	0	66	6.6
16-17	SA	16	416	57-140	.407	19-22	.864	32-89	.360	5-29-34	2.1	43	2.7	33	0	13	1	165	10.3
TOTALS		78	1125	177-403	.439	50-60	.833	99-246	.402	14-95-109	1.4	114	1.5	87	0	40	2	503	6.4

CAREER HIGHS

	REGULAR SEASON HIGHS	PLAYOFF HIGHS
MINUTES	43, at Golden State, 4/26/12	43, vs. Houston, 5/9/17
POINTS	34, at Golden State, 4/26/12	20 (2), vs. Houston, 5/9/17
REBOUNDS	10, vs. Miami, 3/6/14	5 (2), at Houston, 5/5/17
ASSISTS	12, at Golden State, 4/26/12	7, at Houston, 5/11/17
STEALS	5, vs. Houston, 1/2/11	3 (2), at Oklahoma City, 5/31/14
BLOCKS	2, at Houston, 1/28/14	1 (2), vs. Golden State, 5/22/17



DEJOUNTE MURRAY

HEIGHT 6-5 | WEIGHT 170 | SEASON Second
BIRTHDATE 9/19/96 | BIRTHPLACE Seattle, WA
HIGH SCHOOL Rainier Beach High School (WA)
COLLEGE Washington

GUARD
5

SELECTED BY THE SPURS IN THE FIRST ROUND OF THE 2016 NBA DRAFT,
29TH OVERALL SELECTION

CAREER NOTES: Selected by the Spurs in the first round of the 2016 NBA Draft (29th overall) ... second rookie guard in Spurs history to win his first seven career starts, joining Tony Parker (2001) ... one of four rookies in Spurs history to record a point/rebound double-double in the playoffs (David Robinson, Tim Duncan, Kawhi Leonard) ... played with the Silver and Black in the 2016 and 2017 NBA Summer League in Utah and Las Vegas ... averaged 12.5 points, 5.8 rebounds, 2.3 assists and 2.17 steals in 25.5 minutes in 6 total appearances ... played in college at Washington for one season and was named to the Pac-12 All-Conference Second Team and Pac-12 All-Freshman Team, averaging 16.1 points, 5.9 rebounds, 4.4 assists and 1.82 steals in 33.5 minutes while starting all 34 games ... led all Pac-12 freshmen in points, assists and steals, while finishing second in rebounds ... one of two freshmen in NCAA Division I to average at least 16.0 points, 5.0 rebounds and 4.0 assists last season, along with LSU's Ben Simmons originally from Seattle, Wash. (Rainier Beach High School) ... 2015 Parade All-American, the 2015 Washington Gatorade Men's Basketball Player of the Year, WIAA Mr. Basketball, Seattle Times and Tacoma News Tribune Player of the Year ... ranked No. 49 in the ESPN 100 for the class of 2015 ... participated in the NBPA Top 100 camp and the Elite Youth Basketball League ... was selected to play in the 2015 Ballislife All-American Game ... First Team All-State during the 2014-15 season after leading Rainier Beach to the state championship game ... averaged 25.0 points, 12.4 rebounds and posted 24 double-doubles and 14 triple doubles during his senior season.

2016-17: Appeared in 38 games with eight starts, averaging 3.4 points, 1.1 rebounds and 1.3 assists ... shot .431 from the floor and .391 from long range ... second rookie guard in Spurs history to win his first seven career starts, joining Tony Parker (2001) ... scored in double figures in four games and led the team in assists four times ... in a career game on 1/19 vs. Denver, registered 24 points (7-11 FG, 3-5 3FG, 7-7 FT), 2 rebounds, 2 assists and 1 steal in 34 minutes of action ... in his fifth NBA start, registered 11 points (4-7 FG, 3-4 FT), 3 rebounds, 2 assists and 1 block in 22 minutes on 1/24 at Toronto ... notched 14 points (7-11 FG), 6 assists and 2 rebounds on 1/21 at Cleveland ... finished with 10 points (3-5 FG, 2-2 3FG, 2-2 FT) along with 2 assists in 10 minutes on 1/12 vs. L.A. Lakers ... in his first career start, scored 4 points (2-3 FG), a personal best 4 assists and 2 rebounds in 14 minutes on 11/21 vs. Dallas ... hit his first field goal on 2-for-2 three-point shooting in 9 minutes on 11/5 vs. L.A. Clippers ... recorded his first NBA points by going 2-for-2 at the foul line on 11/4 at Utah ... made his NBA debut on 10/29 vs. New Orleans and grabbed 2 boards and one assist ... sat out two games with a sprained right ankle (1/14-1/17) ... missed 17 games, left groin (3/11-4/10) ... was inactive for 12 games (10/25, 10/27, 11/12, 12/5-12/20, 2/10) ... missed 13 games DNP-CD (10/30, 11/9, 11/23-11/25, 11/30-12/2, 1/1, 1/10, 1/29, 2/8, 2/13, 3/3, 3/6) ... appeared in 11 playoff games and started in two, averaging 5.7 points, 2.5 rebounds, 2.5 assists and 1.45 steals in 15.3 minutes ... shot .377 from the field and .680 from the free throw line ... finished with 9 points, 7 assists, a Spurs rookie record 5 steals and 2 rebounds on 5/22 at Golden State ... registered 10 points (4-6 FG), 2 rebounds and 2 steals on 5/20 vs. Golden State ... tallied 8 points, 6 rebounds, team-leading 6 assists and game-best 4 steals on 5/16 at Golden State ... recorded a double-double of 11 points (5-10 FG, 1-2 FT) and 10 rebounds along with 5 assists, 2 steals and 1 block on 5/11 at Houston ... became the fourth rookie in Spurs history to record a point/rebound double-double in the playoffs, joining David Robinson, Tim Duncan and Kawhi Leonard ... in his first postseason start on 5/5 at Houston, tallied 2 points, 2 rebounds and 1 steal ... sat out three games DNP-CD (4/22, 4/27, 5/9) ... was inactive for two games (4/15-4/17).

COLLEGE: Named to the Pac-12 All-Conference Second Team and Pac-12 All-Freshman Team, averaging 16.1 points, 5.9 rebounds, 4.4 assists and 1.82 steals in 33.5 minutes while starting all 34 games ... led all Pac-12 freshmen in points, assists and steals, while finishing second in rebounds ... scored double figures in 26 contests, including 10 with at least 20 points and two with 30-or-more ... set a new school record for assists by a freshman, finishing the season with 151 helpers ... one of two freshmen in NCAA Division I to average at least 16.0 points, 5.0 rebounds and 4.0 assists last season, along with LSU forward and 2016 number one overall draft pick Ben Simmons.

NBA REGULAR SEASON STATISTICS

Year	TEAM	G	MINS	FGM-FGA	PCT	FG3FG3A	PCT	FTMFTA	PCT	OFF-DEF-TOT	RG	AST	AG	PF	DQ	STL	BLK	PTS	AVG
16-17	SA	38	322	50-116	.431	9-23	.391	21-30	.700	6-36-42	1.1	48	1.3	29	0	8	6	130	3.4

NBA PLAYOFF STATISTICS

Year	TEAM	G	MINS	FGM-FGA	PCT	FTMFTA	PCT	FG3FG3A	PCT	OFF-DEF-TOT	RG	AST	AG	PF	DQ	STL	BLK	PTS	AVG
16-17	SA	11	168	23-61	.377	17-25	.680	0-3	.000	4-23-27	2.5	27	2.5	14	0	16	1	63	5.7

CAREER HIGHS

	REGULAR SEASON HIGHS	PLAYOFF HIGHS
MINUTES	34, vs. Denver, 1/19/17	29, vs. Golden State, 5/22/17
POINTS	24, vs. Denver, 1/19/17	11, at Houston, 5/11/17
REBOUNDS	6 (2), at Oklahoma City, 3/9/17	10, at Houston, 5/11/17
ASSISTS	6, vs. Indiana, 3/1/17	7, vs. Golden State, 5/22/17
STEALS	1 (8), vs. Sacramento, 3/8/17	5, vs. Golden State, 5/22/17
BLOCKS	2, vs. Toronto, 1/3/17	1, at Houston, 5/11/17



TONY PARKER

HEIGHT 6-2 | WEIGHT 185 | SEASON 17th
BIRTHDATE 5/17/82 | BIRTHPLACE Bruges, Belgium
HIGH SCHOOL INSEP (Paris, France)

GUARD

9

SELECTED BY SAN ANTONIO IN THE FIRST ROUND
OF THE 2001 NBA DRAFT, 28TH OVERALL PICK

CAREER NOTES: Is in his 17th NBA season, all with the Spurs ... in his NBA career has appeared in 1,143 regular season games, averaging 16.1 points, 5.8 assists and 2.8 rebounds in 31.7 minutes ... has seen action in 221 playoff games, averaging 18.2 points, 5.1 assists and 3.0 rebounds in 34.8 minutes ... one of six players in NBA history to record at least 18,500 points and 6,500 assists in their career (John Stockton, Isiah Thomas, Gary Payton, Oscar Robertson, LeBron James) ... selected by San Antonio in the first round of the 2001 NBA Draft with the 28th overall pick ... the 2007 NBA Finals MVP ... named to the All-NBA Second Team in each season from 2012-14 ... an All-NBA Third Team selection in 2008-09 ... a seven-time NBA All-Star ... named the Gazzetta dello Sport European Player of the Year in 2008 ... named the 2003 Champion of French Champions by the French newspaper L'Equipe (the first basketball player ever to receive the award) ... on 10/30/01 vs. the L.A. Clippers became the youngest player ever to appear in a game with the Spurs making his NBA debut at 19 years and 166 days of age ... is the Spurs all-time leader and ranks third among active players in assists (6,634) ... among Spurs all-time leaders ranks second in games played (1,143), third in field goals made (7,386), fourth in points (18,522), fifth in free throws made (3,254), sixth in steals (1,004) and eighth in three-point field goals made (496) ... is the Spurs all-time playoff leader in assists (1,137) ... among Spurs all-time playoff leaders ranks second in points (4,012), games (221), field goals made (1,599) and steals (197), third in free throws made (695) and fourth in rebounds (662) ... one of four players in NBA postseason history with at least 4,000 points and 1,000 assists in the playoffs (Michael Jordan, Kobe Bryant, LeBron James are the other three) ... has been a member of the French National Team since 2001 ... played for France in the 2001, 2003, 2005, 2007, 2011, 2013 and 2015 European Championships ... averaged 11.9 points and 2.9 assists in seven games as France finished third in the 2005 European Championship ... in the bronze medal game had 25 points and 5 assists as France beat Spain to claim its first medal in the European Championships since 1959 ... in the 2007 European Championship averaged 20.1 points, 3.3 rebounds and 2.8 assists in 30.9 minutes in nine games ... helped lead France to a second place finish in the 2011 European Championship, earning a spot in the 2012 Olympics ... earned All-Tournament honors, averaging 22.1 points, 4.4 assists and 3.5 rebounds 35.0 minutes ... led France to the second round of the 2012 Olympics, averaging 15.2 points, 3.2 assists and 2.8 rebounds in 30.2 minutes in six games ... earned MVP honors at the 2013 European Championship leading France to their first ever gold medal ... averaged 19.0 points, 3.3 assists and 2.1 rebounds in 29.6 minutes in 11 games ... in the semifinal game vs. Spain finished with a tournament-high 32 points ... represented France in the 2016 Rio Olympics, averaging 13.2 points, 3.8 assists and 1.2 rebounds in 22.7 minutes over six games ... was a member of France's Junior National Team in the European Junior Championships in both 1998 and 2000 ... played in the French minors in 1997-98 and 1998-99 before signing with Paris Saint Germain Racing in 1999 (the team changed its name to Paris Basket Racing prior to the 2000-01 season).

2016-17: Started in each of his 63 appearances, averaging 10.1 points, a team-best 4.5 assists and 1.8 rebounds in 25.2 minutes ... shot .466 from the field, .333 from long range and .726 from the charity stripe ... scored in double figures 34 times, including five games with 20-plus points ... led the team in assists in 31 games ... recorded 21 points (7-15 FG, 7-9 FT) along with 5 assists and 4 rebounds on 4/2 vs Utah ... logged 16 points (8-10 FG), 7 assists and 3 boards on 3/19 vs. Sacramento

... posted 19 points on a season-high 3 three-pointers (7-14 FG, 2-2 FT) along with 6 rebounds and 3 assists on 3/6 vs. Houston ... dished out a game and season-best 12 assists on 2/10 at Detroit ... logged 18 points (7-12 FG, 1-1 3FG, 3-3 FT) and 5 assists on 2/8 at Philadelphia ... on 2/4 vs. Denver, had a perfect shooting night by going 8-for-8 from the field and 2-2 from the free throw line to post 18 points along with 4 assists and 3 steals in 23 minutes ... logged 21 points (10-11 FG, 1-1 3FG), 9 rebounds and 3 assists on 1/5 at Denver ... set a new season-high of 22 points (10-18 FG, 1-2 3FG, 1-2 FT) as well as a team-leading 6 rebounds and 3 assists on 1/1 at Atlanta ... tallied 18 points (7-15 FG, 1-1 3FG, 3-5 FT), 5 assists and 2 rebounds in 22 minutes on 12/30 vs. Portland ... finished with 20 points on 10-of-16 shooting with 3 assists on 12/28 vs. Phoenix ... tallied 20 points (8-13 FG, 1-1 3FG, 3-3 FT) along with 3 assists in 27 minutes on 11/26 at Washington ... scored 16 points (6-10 FG, 1-1 3FG, 3-3 FT), a team-leading 7 assists and 2 rebounds on 11/18 at L.A. Lakers ... led the team in assists with 7 while logging 14 points (7-10 FG) and 3 rebounds in 25 minutes on 11/16 at Sacramento ... registered 16 points (6-9 FG, 4-5 FT) and 3 assists on 11/12 at Houston ... recorded three DNP-CD's (11/21, 11/30, 4/7) ... missed two games due to rest (10/29, 12/23) ... sat out three games with right knee soreness (11/4-11/9) ... missed one game with a left quad contusion (12/2) ... sat out one game with a left knee contusion (12/6) ... missed four games with left foot pain (1/19-1/24) ... sat out one game with a quad contusion (3/1) ... sat out four games with back stiffness (3/9-3/15) ... started in eight playoff games, averaging 15.9 points, 2.5 rebounds and 3.1 assists in 26.4 minutes ... shot .526 from the floor, .579 from long range and 1.00 from the free throw line ... posted 18 points (8-13 FG, 2-2 3FG), 4 assists and 3 rebounds on 5/3 vs. Houston ... registered 27 points (11-14 FG, 1-2 3FG, 4-4 FT), 4 assists and 2 rebounds on 4/27 at Memphis ... tallied 22 points (9-19 FG, 4-4 FT), 5 assists and 4 rebounds on 4/22 at Memphis ... missed eight games with a ruptured left quadriceps tendon (5/5-5/22).

2015-16: Started in 72 games ... averaged 11.9 points, 5.3 assists and 2.4 assists in 27.5 minutes ... shot .493 (350-710) from the field, .415 (27-65) from three-point range and .760 (130-171) from the foul line ... scored in double figures 48 times, including 10 games with 20-or-more and one game with 30-plus ... registered three point/assist double-doubles ... handed out 10-more-assists four times and registered 12 games with 2-or-more steals ... led the team in scoring eight times, in assists 39 times and in steals on 10 occasions ... ranked second among guards in the NBA in field goal percentage (.493) ... passed David Robinson for No. 2 in franchise history in minutes played vs. Los Angeles Clippers on 3/15 ... set the record with Tim Duncan and Manu Ginobili for all-time regular season wins by a trio in NBA history (541) at Boston on 11/1 ... tallied a season-high 31 points (13-19 FG, 1-1 3FG, 4-5 FT) to go along with 4 rebounds and 3 assists in 32 minutes at Detroit on 1/12 ... totaled 18 points (7-13 FG, 4-4 FT), a season-high 16 assists and 2 steals in 27 minutes vs. Portland on 3/17 ... netted 20 points (10-16 FG), 12 rebounds and 4 rebounds in 32 minutes vs. Chicago on 3/10 ... notched 25 points (9-14 FG, 7-8 FT) and 9 assists in 32 minutes vs. Denver on 11/18 ... produced a team-high 25 points (9-16 FG, 7-7 FT) with 6 assists in 32 minutes at LA Lakers on 2/19 ... registered 20 points (10-13 FG), a team-high 8 assists and 3 steals in 32 minutes vs. Phoenix on 11/23 ... totaled 16 points (7-11 FG, 2-2 FT), 8 rebounds and a team-high 8 assists in 35 minutes vs. Dallas on 11/25 ... became the 34th player in NBA history to surpass 6,000 assists when he dished out 3 assists to go along with 16 points and 2 rebounds in 25 minutes vs. Philadelphia on 11/14 ... had 17 points (8-12 FG), 7 rebounds and 5 assists in 24 minutes at Memphis on 12/3 ... Inactive vs. L.A. Lakers on 12/11 ... tallied 18 points (7-9 FG, 1-2 3FG, 3-3 FT) to go along with 5 assists in 21 minutes vs. Utah on 12/14 ... recorded his first double-double of the season with 10 points and 10 assists in 26 minutes vs. Washington on 12/16 ... tallied 21 points (8-15 FG, 3-3 3FG, 2-2 FT) and 3 assists in 31 minutes vs. Los Angeles Clippers on 12/18 ... passed Scottie Pippen for 30th in all-time assists when he dished out 7 assists to go along with 12 points, 3 rebounds and a season-high 4 steals in 23 minutes vs. Phoenix on 12/30 ... posted 16 points, 8 assists and 5 rebounds in 32 minutes vs. New York on 1/8 ... totaled a game-high 24 points with 4 rebounds, 2 assists and 3 steals in 35 minutes vs. Cleveland on 1/14 ... notched a team-high 23 points (11-17 FG, 1-3 3FG) to go along with 6 assists and 3 rebounds in 31 minutes at Sacramento on 2/24 ... recorded a team-high 19 points (8-15 FG, 1-2 3FG, 2-2 FT) to go along with 7 assists, 5 rebounds and 2 blocks in 36 minutes at Charlotte on 3/21 ... sat out three games with right hip soreness (1/4-1/6 and 1/21) ... missed one game with a sprained left ankle (2/10) ... missed one game with a left toe contusion (3/8) ... sat out five games due to rest ... started all 10 playoff games ... averaged 10.4 points, 5.3 assists and 2.2 rebounds in 26.4 minutes ... shot .449 (44-98) from the field and .857 (12-14) from the foul line ... tallied a team-high 22 points (10-16 FG, 2-2 FT) and dished out 3 assists in 32 minutes in Game 4 at Oklahoma City on 5/8 ... poured in 19 points (7-14 FG, 3-6 3FG, 2-2 FT) with 8 rebounds and 5 assists in 35 minutes in Game 3

at Oklahoma City on 5/6 ... appeared in his 209th playoff game passing Scottie Pippen for seventh place on the NBA's all-time postseason games played list in Game 2 vs. Oklahoma City on 5/2 ... dished out a game-high 12 assists in 27 minutes in Game 1 vs. Oklahoma City on 4/30 ... totaled 16 points (6-11 FG, 1-3 3FG, 3-4 FT) in 21 minutes in Game 4 at Memphis on 4/24 ... scored 15 points and dished out a team-high six assists moving into fifth place on the NBA's all-time postseason assists list passing Steve Nash (1,061) and Larry Bird (1,062) in Game 1 vs. Memphis on 4/17.

2014-15: Started all 68 appearances ... averaged 14.4 points, 4.9 assists and 1.9 rebounds in 28.7 minutes ... shot .486 (404-832) from the field, a career-best .427 (38-89) from three-point territory and .783 (130-166) from the free throw line ... one of six players in the NBA to average 14.0 points and 4.0 assists while shooting over 48% from the floor ... scored in double-figures 46 times, including 20-or-more points in 17 games and 30-plus in two games ... led the team in scoring 20 times and in assists 19 times ... recorded one double-double ... played in his 1,000th career game at Miami on 3/31, setting the all-time NBA record for most wins in a player's first 1,000 games (718), passing Scottie Pippen's 715 ... became the third-youngest player to appear in 1,000 contests, and just the 17th player in history to play 1,000 games with one team and just the second Spur (Duncan) ... scored a season-high 32 points (13-19 FG, 1-1 3FG) to go with 4 rebounds and 2 assists in 30 minutes vs. Chicago on 3/8 ... finished with 31 points (15-23 FG), 6 assists and 5 rebounds in 43 minutes vs. Cleveland on 3/12 ... posted 21 points (8-17 FG), a season-best 13 assists and 0 turnovers in 35 minutes at L.A. Clippers on 2/19 ... started the season with 23 points by shooting 9-15 from the floor, including a perfect 4-4 from three-point range, in 34 minutes vs. Dallas on 10/28, which tied his career-high for three-point field goals in a game and marked the first time he hit four from beyond the arc since 3/9/04 at Memphis ... followed up his opening night performance by going 2-2 from three-point range at Phoenix on 10/31 on his way to 19 points (8-16 FG) to go along with 6 assists in 37 minutes ... recorded 28 points (11-18 FG) to go with 4 assists and 3 rebounds in 33 minutes vs. New Orleans on 11/8 ... posted 28 points (11-17 FG, 2-2 3FG, 4-4 FT) and 7 assists in 30 minutes at Golden State on 11/11 ... registered 28 points (12-18 FG, 3-3 3FG) to go with 5 assists in just 25 minutes at Minnesota on 11/21 ... posted 23 points and 9 assists in 37 minutes vs. Toronto on 3/10 ... tallied 21 points (10-14 FG, 1-1 3FG), 6 rebounds, 6 assists and 3 steals in 28 minutes vs. Oklahoma City on 3/25 ... posted 27 points (13-18 FG) and 4 assists in 26 minutes vs. Houston on 4/8 ... recorded 26 points (11-18 FG, 1-2 3FG, 3-4 FT), 4 assists and 2 steals in 34 minutes vs. LA Clippers on 12/22 ... closed out the regular season with 23 points (11-17 FG, 1-2 FT) and 6 assists in 35 minutes at New Orleans on 4/15 ... posted 18 points (9-12 FG, 1-1 3FG), 7 assists and 4 rebounds in 32 minutes at Denver on 1/20 ... scored 21 points (9-12 FG, 2-3 3FG), 4 assists and 3 rebounds in 29 minutes vs. Miami on 2/6 ... recorded 19 points and 6 assists in 30 minutes at Indiana on 2/9 ... recorded 19 points, 5 rebounds and 4 assists in 30 minutes at Sacramento on 2/27 ... posted 24 points (10-15 FG, 4-5 FT), 7 assists, 3 rebounds and 2 steals in 36 minutes vs. Denver on 3/6 ... set the record with Tim Duncan and Manu Ginobili for most games played by a trio in NBA history (730) at Oklahoma City on 4/7 ... missed one game 12/1 at Philadelphia with bruised ribs ... missed a total of 13 games (12/6-12/10, 12/14-12/20, 12/26-1/3) with a mild strain in his left hamstring ... started all seven playoff games, averaging 10.9 points, 3.3 rebounds and 3.6 assists in 30.0 minutes ... posted 20 points, 5 rebounds and 5 assists in 34 minutes at LA Clippers on 5/2 ... teamed up with Tim Duncan to set the all-time NBA record for most postseason wins by a duo, registering their 124th career playoff win in Game 3 vs. LA Clippers on 4/24 ... Parker and Duncan now have a total of 125 postseason victories together.

2013-14: Named to the All-NBA Second Team ... started in 68 games ... averaged a team-high 16.7 points (fourth consecutive season leading the team in scoring, sixth time in career), 5.7 assists and 2.3 rebounds in 29.4 minutes ... shot .499 (456-914) from the field, .373 (25-67) from three-point territory and .811 (197-243) from the free throw line ... became fourth Spurs player in franchise history to score 16,000 career points, joining Tim Duncan, George Gervin and David Robinson at Oklahoma City on 4/3 ... one of only 15 NBA players (one of two guards, Goran Dragic) to shoot 49 percent-or-better while taking 900-or-more shots ... only player in the NBA to average at least 16.5 points and 5.5 assists in 30-minutes-or-less per game ... scored in double figures 58 times ... posted 23 games with 20-or-more points and 30-or-more points in three games ... recorded two double-doubles ... led team in scoring 27 times, assists 41 times and steals four times ... posted a season-high 37 points (14-22 FG, 1-2 3FG, 8-8 FT), 4 assists and 2 rebounds in 39 minutes vs. Oklahoma City on 1/22 ... recorded a double-double with 18 points, a season-high-tying 10 assists and 3 rebounds and vs. Sacramento on 2/1 ... posted 14

points, 10 assists, 2 rebounds and a career-high-tying 2 blocks in 31 minutes vs. Minnesota on 1/12 ... posted 32 points (12-24 FG, 8-9 FT), 9 assists, 2 rebounds and 2 blocks in 36 minutes at New Orleans on 2/3 ... tallied 30 points (11-19 FG, 1-2 3FG, 7-8 FT) and 5 assists in 34 minutes vs. Orlando on 3/8 ... recorded 29 points (13-24 FG, 2-4 FT, 1-1 FT), 6 assists and 3 rebounds in 36 minutes vs. Minnesota on 12/13 ... posted 27 points, 8 assists and a season-high tying 6 rebounds in 38 minutes vs. Houston on 11/30 ... posted 27 points, 8 assists and a season-high tying 6 rebounds in 38 minutes vs. Houston on 11/30 ... posted 23 points, 8 assists and 2 steals in 33 minutes vs. Oklahoma City on 12/21 ... recorded 26 points, 8 assists, 2 rebounds and 2 steals in 33 minutes vs. Toronto on 12/23 ... posted 23 points, 3 assists, 2 rebounds and 2 steals in 33 minutes at Dallas on 12/26 ... tallied 22 points (9-14 FG, 2-2 3FG, 2-3 FT), 7 assists and 2 rebounds in 36 minutes vs. Sacramento on 12/29 ... recorded 25 points (10-15 FG, 5-6 FT), 7 assists and 2 rebounds in 29 minutes vs. Dallas on 1/8 ... tallied 25 points (9-16 FG, 7-8 FT) and 9 assists in 34 minutes vs. Utah on 1/15 ... recorded 22 points (10-15 FG, 1-2 3FG, 1-1 FT), 7 assists and 3 rebounds and in 32 minutes vs. Dallas on 3/2 ... missed one game with a mild ankle sprain (11/29) ... missed two games with a right shin contusion (12/18-12/19) ... missed one game with tightness in low back (2/6) ... missed six games with rest (2/12-2/21) ... missed one game with a sore left achilles (3/24) ... missed two games with a sprained facet joint, left side (4/8-4/10) ... started all 23 playoff games, averaging a team-best 17.4 points, 4.8 assists and 2.0 rebounds in 31.3 minutes ... shot .486 (168-346) from the field, .371 (13-35) from three-point range and .729 (51-70) from the charity stripes ... scored double figures in 20 games, including eight games with 20-or-more and two games with 30-plus points ... started the playoffs with 21 points (9-16 FG, 3-3 FT), 6 assists and 4 rebounds vs. Dallas Mavericks on 4/20 ... registered back-to-back games of 30+ points with 32 (11-19 FG, 10-13 FT) vs. Dallas on 5/4 and 33 (13-24 FG, 1-1 3FG, 6-7 FT) vs. Portland Trailblazers on 5/6 ... posted a double-double with 16 points, 10 assists and 5 rebounds vs. Portland on 5/8 in Game 2 of the Western Conference Semifinals ... scored 29 points (12-20 FG, 2-3 3FG, 3-3 FT) with 6 assists at Portland on 5/10 in Game 3 ... recorded a postseason-high 12 assists to go along with 14 points (6-12 FG, 2-3 FT) and 3 rebounds vs. Oklahoma City Thunder on 5/19 in Game 1 of the Western Conference Finals ... posted 21 points (8-15 FG, 2-4 3FG) and 7 assists vs. Miami on 6/8 in Game 2 of the NBA Finals.

2012-13: Earned All-NBA Second Team honors ... started in 66 games, averaging a team-high 20.3 points, 7.6 assists and 3.0 rebounds in 32.9 minutes ... shot .522 (519-995) from the floor, .348 (24-69) from three-point territory and .845 (279-330) from the free throw line ... scored in double figures 61 times, including 20-or-more points 40 times and 30-or-more 10 times ... dished out 10-or-more assists 17 times ... posted one triple-double and 17 double-doubles ... led the team in scoring 36 times, assists 52 times and steals 13 times ... ranked sixth in the NBA in assists ... led all guards in field goal percentage (.524) ... only player in the NBA to average 20-plus points, 7-or-more assists, shoot .500-or-better from the field and .800-or-better from the foul line ... selected as a reserve to his fifth NBA All-Star game ... named Player of the Month in January averaging a team-high 21.9 points, 7.9 assists, 2.5 rebounds and 1.13 steals in 33.3 minutes while shooting .563 (135-230) in 15 games ... named the NBA's Western Conference Player of the Week for games played from 1/21 – 1/27 ... registered his first triple-double with 27 points (9-18 FG, 8-9 FT), 12 assists and 12 rebounds at Houston on 12/10 ... finished with a season-high 33 points (15-23 FG, 3-4 FT) and 10 assists at Indiana on 11/23 ... hit the game-winner as time expired to give the Spurs an 86-84 win over Oklahoma City in the home opener on 11/1 ... posted 24 points (10-18 FG, 4-7 FT), a season-high 13 assists and 4 rebounds vs. Charlotte on 1/23 ... had 30 points (10-20 FG, 10-12 FT), 11 assists, 4 rebounds and 3 steals at Sacramento 2/19 ... recorded 32 points (14-27 FG, 1-4 3FG, 3-4 FT), 6 rebounds and 5 assists at Toronto on 11/25 ... posted 30 points, 6 assists and 4 rebounds vs. Memphis on 12/1 ... tallied 31 points and 10 assists vs. Houston on 12/28 ... recorded 23 points and 12 assists at Atlanta on 1/19 ... tallied 24 and 13 assists vs. New Orleans on 1/23 ... registered 23 points and 10 assists at Dallas on 1/25 ... posted 31 points and 7 assists vs. Phoenix 1/26 ... recorded 31 points, 8 assists, 5 rebounds and 2 steals at Minnesota on 2/6 ... tallied 31 points and 8 assists at Detroit on 2/8 ... finished with 29 points and 11 assists at Brooklyn 2/10 ... posted 24 points, 7 assists and 6 rebounds at Cleveland on 2/13 ... tallied 31 points and 7 assists at L.A. Clippers on 2/21 ... missed eight games (3/3-3/20) with a sprained right ankle ... was inactive for two games and registered six DNP-CD's ... started in all 21 playoff games, averaging a team-best 20.6 points, 7.0 assists and 3.2 rebounds in 36.4 minutes ... shot .460 (167-365) from the field, .355 (11-31) from three-point range and .777 (87-112) from the foul line ... scored in double figures in 20 games, including 10 games with 20-or-more and two games with 30-plus ... posted two double-doubles ... notched a career playoff-high 18 assists, to go along with 15 points, 5 rebounds and 3 steals in 41:54 minutes vs. Memphis

TONY PARKER

on 5/21 in Game 2 of the WC Finals ... scored a postseason-high 37 points (15-21 FG, 1-1 3FG, 5-6 FT), including 25 in the second half, to go along with 6 assists in 39:34 minutes at Memphis on 5/27 in Game 4 of the WC Finals ... hit a key basket with 5.2 seconds remaining to help the Spurs secure a 92-88 win at Miami in Game 1 of the NBA Finals ... finished the game with 21 points (9-18 FG, 3-4 FT), 6 assists and no turnovers in 39:32 minutes ... one of just five players in NBA Finals history to finish with 20-or-more points, 5-plus assists and no turnovers in a Finals game ... tallied 28 points (9-20 FG, 1-2 3FG, 9-10 FT), 7 assists and 4 rebounds in 36:31 minutes vs. L.A. Lakers on 4/24 in Game 2 of the first round ... notched 28 points, 8 rebounds and 8 assists in 47:38 minutes vs. Golden State on 5/6 in Game 1 of the WC Semifinals ... tallied 32 points (13-23 FG, 2-4 3FG, 4-7 FT), 5 rebounds and 5 assists in 35:00 minutes at Golden State on 5/10 in Game 3 of the WC Semifinals ... recorded 25 points (9-16 FG, 7-10 FT) and 10 assists in 34:14 minutes vs. Golden State on 5/14 in Game 5 of the WC Semifinals ... posted 26 points (10-14 FG, 6-8 FT) and 5 assists in 35:43 minutes vs. Miami on 6/16 in Game 5 of the Finals ... finished with 19 points, 8 assists, 3 rebounds and 2 steals in 42:39 minutes at Miami on 6/18 in Game 6 of the Finals.

2011-12: Named to the All-NBA Second Team for the first time in his career ... started in all 60 games he appeared in, averaging 18.3 points, a career-best 7.7 assists and 2.9 rebounds in 32.0 minutes ... shot .480 (427-890) from the floor and .799 (227-284) from the free throw line ... ranked eighth in the league assists per game ... scored in double figures 52 times, including 20-or-more points 26 times, 30-or-more points seven times and 40-or-more points once ... dished out 10-or-more assists 13 times ... led the team in points 22 times, assists 51 times, steals 15 times and blocks twice ... registered 12 double-doubles ... named Western Conference Player of the Week 1/29-2/4 ... was named a Western Conference All-Star for the fourth time in his career ... won the Skills Challenge at All-Star Weekend with a time of 32.8 seconds ... became the Spurs all-time assist leader passing Avery Johnson vs. Oklahoma City on 2/4 ... recorded three 30+ points and 10+ assists games this season (3/14, 2/18, 2/15) ... marks the second time in his career that he has produced that statistical line at least three times in a single season ... finished with a season-high 42 points (16-29 FG, 10-12 FT), 9 assists, 3 rebounds and 2 steals vs. Oklahoma City on 2/4 ... had 32 points (12-19 FG, 8-9 FT) vs. New York on 3/7 ... tallied 37 points (12-24 FG, 13-13 FT) and 8 assists at Philadelphia on 2/8/12 ... recorded 30 points and 10 assists at L.A. Clippers on 2/18 ... registered 34 points and handed out 14 assists at Toronto on 2/15 ... registered 32 points and 6 assists vs. New York on 3/7 ... tallied 31 points and 7 assists vs. Washington on 3/12 ... posted 31 and 12 assists vs. Orlando on 3/14 ... finished with 28 points, handed out 8 assists and grabbed a season-high 5 rebounds vs. Houston on 1/11/12 ... recorded 20 points and a career-high 17 assists at New Orleans on 1/23 ... became the second Spur to post 20 points and 17 assists since Wes Matthews recorded 20 points and 17 assists vs. Portland on 4/13/86 ... his 17 assists was the highest output by a Spur since Avery Johnson's 20 assist performance vs. Vancouver on 12/17/97 ... finished with 29 points and 13 assists at L.A. Lakers on 4/17 ... scored 28 points vs. Utah on 4/8 ... posted 25 points, 9 assists and 7 rebounds at Orlando on 1/18/12 ... registered three DNP – CD's on 2/21 at Portland, 3/23 vs. Dallas and 4/9 at Utah ... was inactive vs. L.A. Clippers on 3/9 and was inactive for the final two games of the season ... started all 14 playoff games, averaging a team-best 20.1 points, 6.8 assists and 3.6 rebounds in 36.1 minutes ... shot .453 (102-225) and .807 (71-88) from the charity stripe ... ranked eighth in scoring and fourth in assists during the postseason ... scored in double figures 13 times, with 20-or-more six times and 30-or-more once ... handed out 10-or-more assists three times and posted two double-doubles ... led the team in scoring eight times and in assists in 11 games ... finished with a postseason-high 34 points (16-21 FG, 1-2 3FG, 1-2 FT) and 8 assists in Game 2 vs. Oklahoma City on 5/29 ... tallied 29 points, 12 assists, 3 rebounds and 2 steals in 42 minutes in Game 6 at Oklahoma City on 6/6 ... registered 23 points and 10 assists in Game 3 at L.A. Clippers on 5/19 ... finished with 22 points, 5 assists, 5 rebounds and 3 steals in Game 2 vs. L.A. Clippers on 5/17 ... recorded 28 points (10-19 FG, 8-10 FT), 8 assists and 4 rebounds in Game 1 vs. Utah on 4/29 ... finished with 27 points (10-17 FG, 7-8 FT) and 6 assists in Game 3 at Utah on 5/5.

2010-11: Started all 78 games he appeared in, averaging a team-best 17.5 points, 6.6 assists, 3.1 rebounds and 1.15 steals in 32.4 minutes ... shot .519 (555-1,069) from the field, .357 (25-70) from the three-point line and .769 (233-303) from the free throw line ... ranked 15th in the NBA in assists per game and 17th in field goal percentage ... scored in double figures 69 times, including 29 20-plus games and four 30-plus games ... posted eight double-doubles ... led the team in scoring 29 times, assists 55 times and steals 25 times ... named NBA Western Conference Player of the Week for games played 12/13-12/19 and again for games played 3/7-3/13 ... he and LeBron James were the only two players in

the league to average at least 15.0 points, 5.0 assists and 3.0 rebounds, while shooting at least 50.0% from the field ... recorded a season-high 37 points (15-21 FG, 1-1 3FG, 6-10 FT) and 9 assists in 41 minutes vs. Memphis on 12/18 ... posted 17 points and tied a career-high with 15 assists in 34 minutes vs. Golden State on 3/21 ... tallied 33 points (14-22 FG, 1-2 3FG, 4-5 FT), 4 rebounds and 3 assists in 39 minutes at Dallas on 3/18 ... finished with 31 points (15-23 FG, 1-1 FT), 6 assists, 3 rebounds and 2 steals in 42 minutes at Houston on 4/1 ... recorded 30 points (11-15 FG, 2-2 3FG, 6-6 FT) and season-high 7 rebounds, 4 assists and 2 steals in 32 minutes vs. Denver on 1/16 ... recorded 21 points (9-14 FG, 1-1 3FG, 2-2 FT) and 13 assists in 33 minutes vs. New York on 1/21 ... posted 20 points (8-15 FG, 1-2 3FG, 3-3 FT) and 14 assists in 36 minutes vs. Washington on 12/26 ... finished with 21 points (8-17 FG, 5-6 FT), 14 assists and a season-high 5 steals in 41 minutes vs. Houston on 11/6 ... tallied 24 points (9-15 FG, 2-2 3FG, 4-6 FT), 10 assists and 3 rebounds in 36 minutes vs. Orlando on 11/22 ... recorded 26 points (10-16 FG, 6-6 FT), 5 rebounds, and 4 assists in 35 minutes at Atlanta on 4/5 ... posted 27 points (11-18 FG, 2-2 3FG, 3-4 FT) and 6 assists in 35 minutes vs. Sacramento on 3/11 ... missed one game (3/28 vs. Portland) with a left patella contusion ... diagnosed with strained left soleus on 2/28 ... was inactive two games (3/1-3/2) ... started all six games vs. Memphis in the first round of the playoffs ... averaged 19.7 points, 5.2 assists, 2.7 rebounds and 1.33 steals in 36.8 minutes ... scored in double figures in six games, including four games with 20-plus ... posted 24 points (9-20 FG, 6-9 FT) and 9 assists in 44 minutes in Game 5 vs. Phoenix on 4/27.

2009-10: Appeared in 56 games, including 50 starts, averaging 16.0 points, 2.4 rebounds and 5.7 assists in 30.9 minutes... shot .487 (349-716) from the floor, .294 (10-34) from the three-point line and .756 (186-246) from the free throw line ... scored in double figures 46 times, including 17 20-plus games and one 30-plus game ... led the team in scoring 16 times, assists 34 times, steals 8 times and blocks once ... handed out 10-plus assists four times and recorded three double-doubles ... finished with a season-high 32 points (10-18 FG, 12-17 FT), 7 assists, 4 rebounds and 2 steals in 30 minutes vs. Golden State on 11/25 ... posted 14 points, a career-high 14 assists and a season-high 4 steals in 27 minutes at L.A. Clippers on 2/6 ... registered 28 points (12-24 FG, 3-5 3FG, 1-2 FT) and 8 assists in 41 minutes at Oklahoma City on 1/13 ... tallied 28 points (11-20 FG, 2-3 3FG, 4-6 FT) in 39 minutes at Indiana on 2/17 ... recorded 27 points (8-14 FG, 11-12 FT), 5 assists and 4 rebounds in 36 minutes vs. Denver on 12/5 ... finished with 24 points (10-16 FG, 4-4 FT), 7 assists, 3 rebounds and 2 steals in 27 minutes vs. Sacramento on 10/31 ... posted 23 points (9-11 FG, 4-9 FT), 6 assists and 3 rebounds in 37 minutes at Toronto on 1/3 ... registered a double-double with 22 points (8-17 FG, 6-6 FT) and 10 assists in 36 minutes vs. Houston on 1/22 ... finished with 18 points (8-14 FG, 2-4 FT), 11 assists and 3 rebounds in 34 minutes vs. Sacramento on 12/9 ... suffered a fractured fourth right metacarpal in the second quarter at Memphis on 3/6 forcing him to miss 16 games ... returned to action at Sacramento on 4/6 ... missed seven games due to a sprained left ankle (11/9-11, 11/18-19 and 1/29 -2/3) and two games due to left hip flexor sprain (2/11 and 2/21) ... missed one game due to illness (at Houston on 2/26)... in total missed 26 games due to injury or illness ... appeared in all 10 playoff games, averaging 17.3 points, 5.4 assists and 3.8 rebounds in 33.5 minutes... only Spur to score in double figures in all 10 playoff games... finished with a playoff-high 26 points (11-21 FG, 4-4FT) and dished out 3 assists in 36 minutes in Game 1 at Phoenix on 5/3... chipped in 23 points (10-16 FG, 3-5 FT) in 33 minutes in Game 3 vs. Dallas on 4/23... scored 10 points, grabbed 7 rebounds and dished out 8 assists in series-clinching win vs. Dallas on 4/29.

2008-09: Earned All-NBA Third Team honors ... the first European-born point guard to be named to an All-NBA Team ... averaged 22.0 points, 6.9 assists and 3.1 rebounds in 34.1 minutes ... shot .506 (639-1,263) from the field, .292 (19-65) from three-point land and .782 (284-363) from the line ... started 71 of 72 games (came off the bench on 11/28 vs. Memphis after missing the previous nine games with a sprained left ankle) ... named an NBA All-Star for the third time in his career ... ranked 11th in the NBA in assists, 12th in scoring and 20th in FG percentage ... he and Chris Paul were the only two players in the league to average 5.0-or-more assists while shooting over .500 from the field ... twice named the Western Conference Player of the Week: averaged 27.5 points and 8.3 assists to lead the Spurs to a 3-1 record from 1/26-2/1 and averaged 25.0 points and 6.0 assists while the Spurs were 3-0 from 3/23-3/29 ... posted 15 double-doubles ... led the team in assists 59 times, in scoring 41 times and in steals 23 times ... scored in double figures 66 times, had 20-or-more 42 times and 30-plus 13 times ... scored a career-high 55 points – along with 10 assists and 7 boards – at Minnesota on 11/5 ... joined Oscar Robertson as the second player in NBA history to record 55-or-more points, 10-or-more assists and 5-or-more rebounds in a single game ... had 42 points (18-25 FG, 6-6 FT) and 10 assists in 39:12 minutes at Atlanta on 3/25 ... had 39 points, 9 assists and 5 rebounds vs. Portland on 2/25 ... finished

TONY PARKER

with 37 points two times: vs. Dallas on 2/24 and at Dallas on 3/4 ... led the team in scoring for 14-straight games (from 2/24–3/20) and in 18 of 19 games (from 2/24–3/29) ... during that 19-game span averaged 26.2 points and 7.9 assists ... missed nine games (11/11–11/26) after suffering a sprained left ankle vs. Miami on 11/7 ... recorded a DNP-CD at Denver on 2/3 ... in the 2009 playoffs averaged 28.6 points, 6.8 assists, 4.2 rebounds and 1.20 steals in 36.2 minutes in five games ... shot .546 (59-108) from the field and .710 (22-31) from the line ... scored a playoff career-high 43 points (18-29 FG, 2-5 3PT-FG, 5-8 FT) in Game 4 at Dallas on 4/25 ... had 38 points (16-22, 0-2 3PT-FG, 6-9 FT) and 8 assists in Game 2 vs. Dallas on 4/20.

2007–08: Appeared in 69 games ... averaged 18.8 points, 6.0 assists and 3.2 rebounds in 33.5 minutes ... shot .494 (515-1043) from the field, .258 (17-66) from three-point land and .715 (248-347) from the line ... ranked 14th in the NBA in assists ... named the NBA Western Conference Player of the Week on 11/26 after averaging 26.5 points, 8.3 assists and 3.0 rebounds as the Spurs posted a perfect 4-0 week ... led the team in scoring 24 times, assists 52 times and steals 13 times ... scored in double figures 63 times ... finished with 20-or-more 32 times and 30-plus four times ... posted three double-doubles ... had back-to-back 30 point games in November: had 31 points and 9 assists at Atlanta on 11/20 and finished with 32 points and 9 assists vs. Orlando on 11/21 ... had 32 points and 11 assists at Sacramento on 4/14 ... scored 31 points and handed out 8 assists in a season-high 42:18 minutes at Golden State on 1/7 ... had 29 points (12-18 FG, 5-7 FT) and 11 assists vs. Washington on 11/28 ... in the final game of the season posted his third double-double finishing with 24 points and a season-high 12 assists in 29:19 minutes vs. Utah on 4/16 ... missed 13 games due to injury ... missed four games (12/13–12/19) with a sprained left ankle and missed nine games (1/29–2/19) due to left ankle inflammation ... in the 2008 Playoffs averaged 22.4 points, 6.1 assists and 3.7 rebounds in 38.5 minutes ... ranked 10th in the postseason in scoring, 10th in assists and 13th in FG percentage (with a .497 mark) ... was the only Spur to score in double figures in all 17 playoff games ... finished with 20-or-more 10 times and had 30-plus five times ... posted three double-doubles in the postseason ... scored a playoff career-high 41 points (17-26 FG, 1-3 3PT-FG, 6-7 FT) – to go along with 12 assists, 5 rebounds and 2 steals – in 40:30 minutes in Game 3 at Phoenix on 4/25 (the fourth Spur to score 40-plus in a playoff game, joining Duncan, Gervin and Robinson) ... finished with 31 points and 11 assists in 40:41 minutes in Game 3 vs. New Orleans on 5/8 ... had 18 points, a playoff-career-high 10 rebounds and 6 assists in 41:03 minutes in Game 1 at Los Angeles on 5/21 ... scored 32 points in Game 2 vs. Phoenix on 4/22 ... had 31 points and 8 assists in Game 5 vs. Phoenix on 4/29 ... logged a playoff-career-high 51:28 minutes (scoring 26 points) before fouling out in the Spurs double-overtime Game 1 win vs. Phoenix on 4/19.

2006–07: Named the 2007 Finals MVP ... first European-born player to win the award ... appeared in 77 regular season games ... averaged 18.6 points, 5.5 assists, 3.2 rebounds and 1.06 steals in 32.5 minutes ... shot .520 (570-1,096) from the field, .395 (15-38) from three-point land and .783 (274-350) from the line ... he and Steve Nash were the only players in the league to average at least 15.0 points and 5.0 assists while shooting .500 from the field ... named an All-Star for the second-straight season (had 8 points and a game-high 10 assists in 23:44 minutes in the 2007 All-Star Game) ... ranked 27th in the NBA in scoring, 19th in assists and 19th in FG percentage ... led the team in scoring 28 times, assists 46 times and steals 20 times ... scored in double figures 68 times with 20-or-more 31 times and 30-or-more four times ... posted four double-doubles ... scored a season-best 35 points vs. Phoenix on 4/5 ... had 33 points (12-17 FG, 9-12 FT) and 6 assists vs. New York on 11/11 ... finished with 30 two times: vs. Boston on 3/17 and vs. Portland on 4/9 ... handed out a career-high 15 assists vs. the Clippers on 12/8 ... missed three games (1/7, 3/3 and 3/5) with a left hip strain ... was on the inactive list for the final two games of the season ... in the 2007 Playoffs averaged 20.8 points, 5.8 assists, 3.4 rebounds and 1.10 steals ... scored in double figures in all 20 games ... had 20-or-more 11 times and 30-or-more three times ... finished with 32 points, 8 assists and 3 steals in Game 1 at Phoenix on 5/6 ... scored 30 points in 41:07 minutes in Game 6 vs. Phoenix on 5/18 ... had 30 points (13-20 FG, 1-1 3PT-FG, 3-4 FT) in Game 2 vs. Cleveland on 6/10 ... posted two double-doubles: had 16 points and a game-high 10 assists in Game 5 vs. Denver on 5/2 and finished with 17 points and a playoff-career-high 14 assists in 39:27 minutes in Game 2 vs. Utah ... in the Finals averaged a team-high 24.5 points and shot a team-best .568 (42-74) from the field.

2005–06: Led the team in scoring and assists (marking the first time in the Spurs 30-year NBA history that a point guard led the team in scoring) ... averaged 18.9 points, 5.8 assists, 3.3 rebounds and 1.04 steals in 33.9 minutes in 80 games ... shot .548 (623-1,136) from the field, .306 (11-36) from three-point

land and .707 (253-358) from the line ... ranked third in the NBA in FG percentage ... the first time since 1974-75 that a point guard ranked in the top three in FG percentage (when Golden State's Butch Beard ranked second in the NBA with a .528 mark) ... his .548 mark is the 10th highest single-season mark ever recorded by a point guard ... ranked 27th in the NBA in scoring and 19th in assists ... named the Western Conference Player of the Week on 2/13 after leading the Spurs to a perfect 3-0 week while averaging 22.7 points and 8.3 assists (the first Spurs point guard to earn player of the week honors) ... led the team in scoring 30 times, in assists 50 times and in steals 22 times ... posted eight double-doubles ... scored in double figures 74 times ... finished with 20-or-more 36 times and 30-or-more four times ... scored a career-high 38 points (13-18 FG, 2-2 3PT-FG, 10-13 FT) in 38:55 minutes at Miami on 1/20 ... finished with a game-high 32 points (12-19 FG, 8-8 FT) and a season-high 13 assists at Toronto on 2/8 ... hit 12-13 FG and 4-4 FT to finish with 28 points in 35:08 minutes at Memphis on 1/16 ... became the ninth player in Spurs history to be named to an All-Star Team (had 8 points and 4 assists in 20 minutes in the 2006 All-Star Game) ... teamed with Steve Kerr and Kendra Wecker to win the Shooting Stars competition (they set an event record finishing the shooting challenge in 25.1 seconds) ... did not play at the L.A. Clippers on 3/28 due to a right shin contusion ... logged a DNP-CD in the season finale at Houston on 4/19 ... in the 2006 playoffs averaged 21.1 points, 3.8 assists and 3.6 rebounds in 36.5 minutes ... scored 20-or-more eight times in the postseason ... scored 33 points in 45:37 minutes at Dallas on 5/15 ... finished with 31 points, 5 rebounds and 4 assists at Sacramento on 5/5.

2004-05: Appeared in 80 games, averaging 16.6 points, 6.1 assists, 3.7 rebounds and 1.23 steals in 34.2 minutes ... shot .482 (539-1,118) from the field, .276 (43-156) from three-point land and .650 (210-323) from the line ... ranked 13th in the NBA in assists ... ranked third among NBA point guards in field goal percentage (behind Steve Nash and Jason Terry) ... posted single-season career highs in assists, rebounds and steals ... recorded seven double-doubles ... scored in double figures 71 times with 20-or-more 29 times and 30-or-more twice ... had a season-high 35 points – along with 12 assists and 6 rebounds – in 46 minutes at Golden State on 4/10 ... scored the game-winning layup with 2.9 seconds left to give the Spurs a 136-134 double-overtime victory (the previous night had 27 points and 9 assists in a career-high 53 minutes in the Spurs 125-124 double-overtime win at the L.A. Clippers on 4/9) ... finished with 30 points at Phoenix on 3/9 ... faked a three and then drove to the basket for the game winning layup with 7.8 seconds left in the Spurs 80-79 victory at the L.A. Clippers on 1/19 (in the game scored 15 of his game-high 25 points in the third quarter) ... scored 20-plus in five-straight games (2/3-2/13) averaging 22.6 points while shooting .537 (44-82) from the field during the span ... averaged 18.1 ppg in the final 56 games of the season after averaging 13.3 ppg in his first 24 games ... Spurs were 22-2 when he handed out 8-or-more assists ... did not play at New Orleans on 3/14 due to a left quadriceps contusion and did not dress at Memphis on 4/18 due to a stomach virus ... in the 2005 playoffs averaged 17.2 points, 4.3 assists and 2.9 rebounds in 37.3 minutes ... in the postseason ranked 29th in scoring and 18th in assists ... scored in double figures 22 times in 23 playoff games with 20-or-more seven times ... finished with 29 points three times: had 29 points and 7 assists in the Spurs Game 4 win at Denver on 5/2, finished with 29 points in the Spurs Game 1 win vs. Seattle on 5/8 and had 29 points and 7 rebounds in the Spurs Game 1 win at Phoenix on 5/22 ... averaged 20.4 points in the Western Conference Finals versus Phoenix.

2003-04: Appeared in 75 games, averaging 14.7 points, 5.5 assists and 3.2 rebounds in 34.4 minutes per contest ... shot .447 (423-946) from the field, .312 (62-199) from three-point land and .702 (191-272) from the line ... ranked 16th in the NBA in assists ... scored in double figures 63 times with 20-or-more 12 times ... posted seven double-doubles ... scored a season-high 29 points three times: vs. Denver on 2/28, at Golden State on 3/15 and at the L.A. Lakers on 4/4 ... had a season-best 14 assists – along with 19 points – in 32 minutes vs. the L.A. Clippers on 12/23 ... recorded a career-high 6 steals at Seattle on 3/3 ... hit a 21-foot jumper with 3.8 seconds left to give the Spurs an 86-84 win at Phoenix on 1/23 ... missed the first seven games of the season after suffering a sprained left ankle in a preseason game vs. New York on 10/17 ... in the postseason averaged 18.4 points, 7.0 assists, 2.1 rebounds and 1.30 steals in 38.6 minutes in the team's 10 playoff games ... tied for fifth in assists in the postseason and ranked 16th in scoring ... scored in double-figures eight times in the postseason ... in the first round versus Memphis averaged 21.0 points, 8.5 assists and 2.0 rebounds in 37.0 minutes ... had 29 points and 13 assists in the Spurs series-clinching Game 4 win at Memphis on 4/25 ... had 30 points in the Spurs Game 2 win vs. the Lakers on 5/5.

TONY PARKER

2002–03: One of two Spurs to appear in all 82 games (along with Bruce Bowen) ... averaged 15.5 points, 5.3 assists and 2.6 rebounds in 33.8 minutes ... shot .464 (484-1,043) from the field, .337 (82-243) from three-point land and .755 (219-290) from the line ... his 15.5 ppg scoring average was the highest by a Spurs point guard since James Silas averaged 17.7 ppg in 1979–80 ... scored 20-or-more points 21 times and the Spurs were 20-1 in those games ... led the team in assists 49 times and in scoring 13 times ... scored a season-high 32 points three times: had 32 points and 6 assists in 35 minutes vs. Dallas on 12/11 ... finished with 32 points and 10 assists at Chicago on 12/28 ... had 32 points in 40 minutes vs. Sacramento on 3/1 ... posted four double-doubles ... had 10 points and 12 assists vs. Minnesota on 11/11 ... finished with 20 points, a season-high 13 assists and 6 rebounds at Orlando on 1/31 ... had 21 points, 10 assists and 8 rebounds at Golden State on 2/5 ... played for the Sophomore squad in the 2003 Rookie Challenge finishing with 8 points, 6 assists and 3 rebounds in 23 minutes ... participated in the inaugural Skills Challenge at the 2003 NBA All-Star Weekend ... started all 24 playoff games, averaging 14.7 points, 3.5 assists and 2.8 rebounds in 33.9 minutes ... scored in double-figures 15 times in the postseason with 20-or-more seven times (Spurs were 6-1 in those games) ... twice finished with 29 points: at Phoenix on 4/25 and at Dallas on 5/23 ... had 27 points and 5 assists in the Spurs Game 6 series-clinching win at Los Angeles on 5/15 ... had 25 points and 5 assists in 44 minutes in the Spurs Game 4 win at Dallas on 5/25 ... finished with 26 points and 6 assists in 43 minutes in the Spurs Game 3 win at New Jersey on 6/8.

2001–02: Named to the All-Rookie First Team becoming the first foreign-born guard to earn the honor ... appeared in 77 games ... averaged 9.2 points, 4.3 assists, 2.6 rebounds and 1.16 steals in 29.4 minutes ... shot .419 (268-639) from the field, .323 (61-189) from three-point land and .675 (108-160) from the line ... led the team in assists and steals ... moved into the starting lineup in the fifth game of the season and finished with 12 points, 4 assists and 3 rebounds in 32 minutes vs. Orlando on 11/6 ... earned 72 starts ... the only rookie on the Spurs roster ... among NBA rookies ranked eighth in scoring, second in assists, seventh in steals, fifth in three-pointers made and fifth in minutes ... scored a season-high 22 points in 38 minutes at Charlotte on 11/8 ... posted two double-doubles: had 16 points and a career-best 10 rebounds in a season-high 45 minutes vs. Houston on 3/7 and finished with 14 points and a season-best 10 assists vs. Detroit on 4/12 ... led the team in assists 35 times and in steals 27 times ... twice hit game-winning shots during the season: hit an 18-foot jumper with 6.8 seconds left to give the Spurs a 90-88 win at Seattle on 4/3 ... connected on a coast-to-coast layup at Utah on 4/17 with 2.0 seconds left as the Spurs beat the Jazz 86-84 to claim the Midwest Division Title ... missed five games after suffering a sprained right ankle at New Jersey on 1/14 (on the injured list from 1/15–1/25) ... played in the 2002 Rookie Challenge and finished with 6 points, 8 assists and 3 steals in 21 minutes for the victorious Rookie squad ... in 10 playoff games averaged 15.5 points, 4.0 assists and 2.9 rebounds in 34.1 minutes ... finished with 24 points and 5 assists in Game 3 vs. the Lakers ... had 23 points, 5 rebounds and 4 assists in Game 3 at Seattle on 4/27.

2000–01: Appeared in 30 games as the starting point guard for Paris Basket Racing in the French A League ... in French League play averaged 14.7 points, 5.6 assists, 2.7 rebounds and 2.30 steals in 33.1 minutes per contest ... shot .489 (163-333) from the field, .304 (34-112) from three-point land and .748 (80-107) from the line ... posted a 2.55-to-1 assist-to-turnover ratio ... played in the 2001 French All-Star Game ... had 10 points and 3 assists in 15 minutes of action ... in European Cup play averaged 14.3 points, 3.1 assists and 1.8 rebounds in 31.4 minutes in 10 games.

1999–2000: In his first season with Paris Saint Germain Racing in the French A League appeared in 23 games as the team's backup point guard ... averaged 3.9 points and 1.7 assists in 10.0 minutes in French league play ... also saw action in 11 games in the European Cup ... averaged 5.8 points and 1.8 assists in 13.2 minutes in the tournament.

PERSONAL: Full name is William Anthony Parker ... he and his wife, Axelle, were married in the summer of 2014 ... the couple has a son named Josh ... was born in Belgium and raised in France ... fluent in English and French ... father, Tony Sr., played at Loyola in Chicago and then on the professional level overseas ... his mother is from Amsterdam and currently lives in Paris ... has two younger brothers, TJ and Pierre ... in 2009 purchased 20 percent ownership of the French Pro A League ASVEL Lyon-Villeurbanne ... currently serves as the team's vice president of basketball operations ... has his own website: TP9.net ... donates a block of 20 tickets for each home game to underprivileged youth.

NBA REGULAR SEASON STATISTICS

Year	TEAM	G	MINS	FGM-FGA	PCT	FTM-FTA	FT%	FG3-FG3APCT	OFF-DEF-TOT	R/G	AST	A/G	PF	DQ	STL	BLK	PTS	AVG		
01-02	SA	77	2267	268-639	.419	108-160	.675	61-189	.323	33-164	197	2.6	334	4.3	166	1	89	7	705	9.2
02-03	SA	82	2774	484-1043	.464	219-290	.755	82-243	.337	33-183	216	2.6	432	5.3	174	2	71	4	1269	15.5
03-04	SA	75	2577	423-946	.447	191-272	.702	62-199	.312	43-194	237	3.2	411	5.5	148	0	61	7	1099	14.7
04-05	SA	80	2735	539-1118	.482	210-323	.650	43-156	.276	47-251	298	3.7	491	6.1	167	0	98	4	1331	16.6
05-06	SA	80	2715	623-1136	.548	253-358	.707	11-36	.306	38-223	261	3.3	460	5.8	161	1	83	4	1510	18.9
06-07	SA	77	2499	570-1096	.520	274-350	.783	15-38	.395	34-216	250	3.2	420	5.5	137	0	82	6	1429	18.6
07-08	SA	69	2312	515-1043	.494	248-347	.715	17-66	.258	30-191	221	3.2	411	6.0	93	0	55	8	1295	18.8
08-09	SA	72	2456	639-1263	.506	284-363	.782	19-65	.292	27-196	223	3.1	496	6.9	110	0	67	4	1581	22.0
09-10	SA	56	1728	349-716	.487	186-246	.756	10-34	.294	7-128	135	2.4	317	5.7	96	0	29	8	894	16.0
10-11	SA	78	2528	555-1069	.519	233-303	.769	25-70	.357	30-208	238	3.1	513	6.6	135	0	90	3	1368	17.5
11-12	SA	60	1923	427-890	.480	227-284	.799	14-61	.230	22-149	171	2.9	463	7.7	75	0	57	5	1095	18.3
12-13	SA	66	2174	519-995	.522	279-330	.845	24-68	.353	18-180	198	3.0	499	7.6	92	0	54	6	1341	20.3
13-14	SA	68	1997	456-914	.499	197-243	.811	25-67	.373	17-138	155	2.3	388	5.7	86	0	36	9	1134	16.7
14-15	SA	68	1953	404-832	.486	130-166	.783	38-89	.427	14-114	129	1.9	335	4.9	108	0	44	2	976	14.4
15-16	SA	72	1980	350-710	.493	130-171	.760	27-65	.415	17-159	176	2.4	379	5.3	114	0	54	11	857	11.9
16-17	SA	63	1587	265-569	.466	85-117	.726	23-69	.333	9-104	113	1.8	285	4.5	92	0	34	2	638	10.1
TOTALS		1143	36205	7386-14979	.493	3254-4323	.753	496-1515	.327	420-2798	3218	2.8	6634	5.8	1954	4	1004	90	18522	16.2

NBA PLAYOFF STATISTICS

Year	TEAM	G	MINS	FGM-FGA	PCT	FTM-FTA	FT%	FG3-FG3APCT	OFF-DEF-TOT	R/G	AST	A/G	PF	DQ	STL	BLK	PTS	AVG	
01-02	SA	10	341	62-136	.456	21-28	.750	10-27	.370	5-24-29	2.9	40	4.0	22	0	9	1	155	15.5
02-03	SA	24	814	135-335	.403	67-94	.713	15-56	.268	8-58-66	2.8	85	3.5	51	0	22	3	352	14.7
03-04	SA	10	386	72-168	.429	23-35	.657	17-43	.395	5-16-21	2.1	70	7.0	15	0	13	1	184	18.4
04-05	SA	23	858	166-366	.454	55-87	.632	9-48	.188	13-53-66	2.9	100	4.3	69	0	17	2	396	17.2
05-06	SA	13	475	104-226	.460	64-79	.810	2-9	.222	8-39-47	3.6	50	3.8	31	0	13	1	274	21.1
06-07	SA	20	751	168-350	.480	72-106	.679	7-21	.333	14-53-67	3.4	115	5.8	34	0	22	0	415	20.8
07-08	SA	17	654	152-306	.497	70-93	.753	7-20	.350	10-53-63	3.7	103	6.1	37	1	16	1	381	22.4
08-09	SA	5	181	59-108	.546	22-31	.710	3-14	.214	1-20-21	4.2	34	6.8	13	0	6	1	143	28.6
09-10	SA	10	335	73-154	.474	25-42	.595	2-3	.667	9-29-38	3.8	54	5.4	20	0	6	0	173	17.3
10-11	SA	6	221	43-93	.462	31-41	.756	1-8	.125	1-15-16	2.7	31	5.2	10	0	8	2	118	19.7
11-12	SA	14	506	102-225	.453	71-88	.807	7-21	.333	8-42-50	3.6	95	6.8	23	0	13	0	282	20.1
12-13	SA	21	765	167-365	.458	87-112	.777	11-31	.355	14-54-68	3.2	146	7.0	26	0	24	3	432	20.6
13-14	SA	23	719	168-346	.486	51-70	.729	13-35	.371	5-40-45	2.0	111	4.8	37	0	15	2	400	17.4
14-15	SA	7	210	33-91	.363	10-17	.588	0-9	.000	4-19-23	3.3	25	3.6	14	0	2	0	76	10.9
15-16	SA	10	264	44-98	.449	12-14	.857	4-16	.250	1-21-22	2.2	53	5.3	15	0	6	2	104	10.4
16-17	SA	8	211	51-97	.526	14-14	1.00	11-19	.579	2-18-20	2.5	25	3.1	10	0	4	0	127	15.9
TOTALS	221	7691	1599-3464	.462	695-951	.731	119-380	.313	108-554-662	3.0	1137	5.1	427	1	196	19	4012	18.2	

NBA ALL-STAR STATISTICS

Year	TEAM	G	MINS	FGM-FGA	PCT	FTM-FTA	FT%	FG3-FG3APCT	OFF-DEF-TOT	R/G	AST	A/G	PF	DQ	STL	BLK	PTS	AVG		
05-06	SA	1	20	3-8	.375	2-2	1.000	0-1	.000	0-0	0	0.0	4	4.0	1	0	0	8	8.0	
06-07	SA	1	24	4-7	.571	0-0	---	0-0	---	0-2	2.0	10	10.0	0	0	1	0	8	8.0	
08-09	SA	1	20	7-11	.636	0-0	---	0-2	.000	0-4	4	4.0	4	4.0	0	0	2	0	14	14.0
11-12	SA	1	12	3-5	.600	0-0	---	0-0	---	1-1	2.0	4	4.0	0	0	0	0	6	6.0	
12-13	SA	1	22	5-10	.500	2-2	1.000	1-3	.333	0-1	1	5	5.0	0	0	2	0	13	13.0	
13-14	SA	1	11	2-5	.400	0-0	---	0-0	---	1-1	2	1	1.0	0	0	0	0	4	4.0	
TOTALS		6	110	24-46	.522	4-4	1.000	1-6	.167	2-9	11	1.8	28	4.7	1	0	5	0	53	8.8

CAREER HIGHS

	REGULAR SEASON HIGHS	PLAYOFF HIGHS
MINUTES	53, at L.A. Clippers, 4/9/05	51, vs. Phoenix, 4/19/08
POINTS	55, at Minnesota, 11/5/08	43, at Dallas, 4/25/09
REBOUNDS	12, at Houston, 12/10/12	10 (2), at Phoenix, 5/5/10
ASSISTS	17, at New Orleans, 1/23/12	18, vs. Memphis, 5/21/13
STEALS	6, vs. Seattle 3/3/04	4, at Dallas, 4/25/09
BLOCKS	2 (5), at Charlotte, 3/21/16	1 (19), latest vs. Oklahoma City, 5/10/16



BRANDON PAUL

HEIGHT 6-4 | WEIGHT 200 | SEASON Rookie
BIRTHDATE 4/30/91 | BIRTHPLACE Gurnee, IL
HIGH SCHOOL Warren High School (IL)
COLLEGE Illinois

GUARD

3

SIGNED BY THE SPURS ON 7/14/17

CAREER NOTES: Signed with San Antonio on July 14, 2017 ... played overseas with Spanish club FIATC Joventut during 2015-16 season... averaged 13.2 points, 2.7 rebounds and 1.4 assists over 33 games ... spent 2014-15 season with the Canton Charge of the NBA G League ... averaged 15.1 points, 4.4 rebounds, 1.8 assists and 1.14 steals in 26.3 minutes over 43 games ... played with Minnesota in the 2013 Las Vegas NBA Summer League, averaging 7.7 points and 1.8 rebounds in 14.3 minutes over 6 games ... signed with BC Nizhny Novgorod of Russia on 8/10/13, averaging 6.4 points and 2.7 rebounds in 13.8 minutes over 12 games ... undrafted in the 2013 NBA Draft ... played four years at Illinois where during his senior season he averaged 16.6 points, 4.4 rebounds, and 2.7 assists in 32.0 minutes, ranking third in Big Ten in scoring and earning Third-Team All-Big Ten honors ... appeared in 138 games (89 starts) for the Illini, averaging 12.0 points, 3.9 rebounds and 2.2 assists ... was just the second Illini player ever to reach career milestones of 1,500 points, 500 rebounds, 300 assists and 100 steals ... originally from Gurnee, Ill. (Warren Township High School).

2016-17: Spent the season with Turkish club Anadolu Efes, averaging 8.6 points, 1.04 steals and 1.0 rebounds in 17.3 minutes while shooting .415 (39-94) from three-point range in 23 games ... played with Philadelphia in the 2016 Samsung NBA Summer League, averaging 10.7 points, 3.2 rebounds and 1.70 steals in 19.5 minutes over 6 games ... also played with Charlotte in the Southwest Airlines Orlando Pro Summer League, averaging 12.2 points, 6.0 rebounds and 1.60 steals in 28.0 minutes over 5 games ... signed with the 76ers on 7/25 ... waived on 10/24 after appearing in four preseason games.

Spent the 2017 Orlando Pro Summer League with Dallas, averaging 16.5 points, 5.5 rebounds, 3.0 assists and 1.30 steals in 29.0 minutes over 4 games ... played with Cleveland in the 2017 MGM Resorts Summer League, averaging 14.3 points, 5.0 rebounds, 2.3 assists and 2.30 steals in 25.3 minutes over 3 games.

DERRICK WHITE

HEIGHT 6-4 | WEIGHT 190 | SEASON Rookie
BIRTHDATE 7/2/94 | BIRTHPLACE Parker, CO
HIGH SCHOOL Legend High School (CO)
COLLEGE Colorado



GUARD

4

SELECTED BY SAN ANTONIO IN THE FIRST ROUND OF THE
2017 NBA DRAFT, 29TH OVERALL

CAREER NOTES: Selected by the Spurs in the first round of the 2017 NBA Draft (29th overall) ... was the first college senior selected in the 2017 NBA Draft ... signed with the Spurs on July 6, 2017 ... played one season at Colorado ... sat out the 2015-16 season per NCAA transfer rules ... prior to joining the Buffalos, White played three seasons at Division II University of Colorado at Colorado Springs, where he is the school's all-time leader in career points and assists ... averaged 22.0 points, 5.9 rebounds and 3.9 assists in three seasons at UCCS ... originally from Parker, CO (Legend High School).

2016-17: Finished his senior season at Colorado University averaging 18.1 points, 4.4 assists, 4.1 rebounds, 1.44 blocks and 1.24 steals in 32.8 minutes while shooting .507 (205-404) from the floor, .396 (57-144) from three-point range and .813 (148-182) from the free throw line ... in his lone season in Boulder, he was named to the All-Conference First Team in the Pac-12, as well as the All-Defensive Team and All-Tournament Team ... in the Pac-12, White ranked third in scoring, fifth in free throw percentage, sixth in assists, seventh in blocks, 10th in assist-to-turnover ratio (1.8), 14th in three-point percentage and steals and 15th in field goal percentage ... he was one of two players, joining Washington's Markelle Fultz, to rank in the Pac-12 Top 10 in scoring, assists and blocked shots ... became one of three players in the last 20 seasons to average at least 18.0 points, 4.0 rebounds, 4.0 assists and 1.00 block for a season in Division I college basketball, along with Chicago's Dwyane Wade and the first overall pick of the 2017 NBA Draft, Philadelphia's Markelle Fultz.

Played with the Silver and Black in the 2017 NBA Summer League in Utah and Las Vegas ... averaged 11.8 points, 2.7 rebounds and 1.8 assists in 24.3 minutes over six total games ... led the team in scoring twice ... scored a team-high 20 points in the Spurs final game in Las Vegas vs. Portland on 7/15.

TRAINING CAMP INVITES



AMIDA BRIMAH

HEIGHT 6-10 | WEIGHT 230 | SEASON First
BIRTHDATE 2/11/94 | BIRTHPLACE Accra, Ghana
HIGH SCHOOL Archbishop Coleman Carroll (FL)
COLLEGE Connecticut

CAREER NOTES: Signed a contract with the Spurs on Sept. 25, 2017 ... undrafted in the 2017 NBA Draft ... played four years at Connecticut and was a member of the Huskies' 2013-14 NCAA Championship team ... is the school's all-time leader in career field goal percentage (.637, 347-545) ... set the UCONN single-season field goal percentage record as a sophomore, shooting .674 ... ranks third all-time at Connecticut in career blocks (367) and blocks per game (2.76) ... appeared in 133 total games (102 starts) starts for UCONN, averaging 6.7 points and 4.5 rebounds ... named American Athletic Conference Defensive Player of the year in 2014-15 ... named to the American Athletic Conference All-Rookie Team as a freshman ... originally from Accra, Ghana, but attended high school in Miami, Florida (Archbishop Coleman Carroll High School).

2016-17: Averaged 7.6 points, 6.1 rebounds and 2.64 blocks in 24.7 minutes over 33 games (33 starts) his senior year at Connecticut ... led the team and ranked second in the American Athletic Conference in blocks per game ... shot .573 from the field, leading the team ... played with Chicago in the 2017 MGM Resorts Summer League, averaging 2.0 points, 1.30 blocks and 1.0 rebounds per game in 9.8 minutes over 4 games.



LONDON PERRANTES

HEIGHT 6-2 | WEIGHT 190 | SEASON First
BIRTHDATE 10/3/94 | BIRTHPLACE Encino, CA
HIGH SCHOOL Crespi Carmelite (Encino, CA) | COLLEGE Virginia

CAREER NOTES: Signed with the Spurs on Aug. 23, 2017 ... undrafted in the 2017 NBA Draft ... over his four years at Virginia, averaged 8.9 points, 4.1 assists and 2.7 rebounds in 32.1 minutes while shooting .812 from the charity stripe ... is the school's all-time leader in games played (138), starts (134) and minutes played (4,425) ... first Cavalier to win a game in four straight NCAA tournaments ... originally from Los Angeles, Calif. (Crespi Carmelite High School).

2016-17: In his senior season at Virginia, averaged 12.7 points, 3.8 assists and 3.0 rebounds in 32.1 minutes over 34 games (34 starts) ... shot .414 from the field, .374 from three-point range and .813 from the charity stripe ... named to All-ACC Second Team and USBWA All-District 3 Team ... played with Miami in the 2017 Orlando Pro Summer League, averaging 11.3 points, 3.8 rebounds, 4.8 assists and 1.30 steals in 28.8 minutes over 4 games, ranking fifth in assists among all players ... also played with Miami in the 2017 Las Vegas Summer League, averaging 10.0 points, 2.0 rebounds, 5.0 assists and 1.50 steals in 28.0 minutes over 2 games, ranking fifth in assists among all players.

INTERNATIONAL PLAYERS

ROBERTAS JAVTOKAS

Height: 6-11 Weight: 250 Position: Center Birthdate: 3/20/80 (Siauliai, Lithuania)

SELECTED BY THE SPURS IN THE SECOND ROUND OF THE 2001 NBA DRAFT, 56TH OVERALL PICK

Completed his sixth straight season playing for Zalgiris Kaunas of the Lietuvos krepšinio lyga (LKL) in Lithuania, helping the team win the Lithuanian League Championship ... appeared in 29 games last year, averaging 3.9 points and 3.0 rebounds ... also participated in 17 Euroleague games, averaging 2.3 points and 1.4 rebounds ... helped Lithuania to a silver medal at the 2015 European Basketball Championships ... played in 44 games during the 2014-15 campaign, averaging 7.4 points, 5.4 rebounds and 1.1 assists while shooting .591 from the floor ... also appeared in 23 Euroleague games, averaging 5.7 points and 4.3 rebounds ... earned 2014 Eurobasket.com All-Lithuanian LKL 3rd Team honors ... participated in 27 games during the 2013-14 season, averaged 9.9 points, 5.9 rebounds and 1.3 assists ... also saw action in 23 Euroleague games that season, averaged 9.6 points and 5.3 rebounds while shooting .650 from the floor ... suffered a preseason injury causing him to miss six months of the season in 2012-13 ... helped lead Kaunas to back-to-back Lithuanian National Championships ... has been a member of the Lithuanian National Team since 2000 ... won the silver medal at the 2013 European Championship ... won the bronze medal at the 2007 European Championship ... guided Lithuania to a bronze medal finish at the 2010 World Championship...played at the 2001, 2005, 2009 and 2011 European Championships ... played in the 2004 and 2008 Olympic Games ... in the 2008 Olympics, averaged 8.3 points and 5.0 rebounds while shooting .632 (24-37) from the field in eight games ... in the 2004 Olympics, averaged 8.9 points and 4.4 rebounds in 16.4 minutes in seven games ... led the Olympics in field goal percentage, with a .684 (26-38) mark ... has played internationally since 2000 ... played for Valencia BC in the Spanish League during the 2010-11 season ... spent the 2009-10 season with BC Khimky Moscow ... played for Dynamo Moscow from 2007-2009 ... was named Eurobasket.com's All-ULEB Cup Center of the Year in 2008 ... spent the 2006-07 playing for Panathinaikos (Athens) ... Panathinaikos captured the 2007 'triple crown' winning Greek League, Greek Cup and Euroleague championships ... spent six seasons (2000-06) with Lietuvos Rytas Vilnius in the Lithuanian Basketball League ... a six-time Lithuanian League All-Star ... the MVP of the 2002 LKL All-Star Game ... did not play basketball for over a year after being involved in a serious motorcycle accident on 5/1/02 ... spent one semester at the University of Arizona in 1999 before returning to Lithuania.

VIKTOR SANIKIDZE

Height: 6-8 Weight: 200 Position: Forward Birthdate: 4/1/86 (Tbilisi, Georgia)

SELECTED BY ATLANTA IN THE SECOND ROUND OF THE 2004 NBA DRAFT, 42ND OVERALL PICK

OBTAINED FROM THE HAWKS ON 6/24/04 IN EXCHANGE FOR A 2005 SECOND ROUND PICK AND CASH CONSIDERATIONS

With Aris Thessaloniki in Greece last season, averaged 11.2 points and 6.2 rebounds in six games of the European Championship qualifiers ... spent 2015-16 with Ronesans TED Kolejliler Ankara of the Turkish Basketball Super League (BSL), in Turkey, averaging 12.3 points, 7.9 rebounds and 2.8 assists in 28 games ... notched 19 double figure scoring games and five double-doubles ... posted averages of 8.5 points, 5.8 rebounds and 1.5 assists while shooting .500 percent from the floor in six 2015 European Championship outings ... spent the 2014-15 season with Unics Kazan in Russia ... played in eight games in the VTB United League, averaging 4.5 points, 4.0 rebounds and 1.0 assists ... also saw action in three EuroCup games, averaging 4.7 points and 6.0 rebounds in 10.0 minutes ... saw action in 13 Euroleague games, averaging 4.4 points and 3.3 rebounds ... averaged 13.0 points, 8.0 rebounds and 1.5 assists in six games during qualifications for the European Championships ... in 2013-14, appeared in 36 Spanish League games with CAI Zaragoza, averaged 9.2 points, 5.4 rebounds and 1.5 assists while shooting .625 from the field ... spent 2012-13 playing for Montepaschi Siena in the Italian-SerieA, appearing in 48 games, averaging 5.5 points and 4.8 rebounds while shooting .589 from the field, .385 from three-point range and .649 from the foul line ... saw action in 24 Euroleague games, averaging 5.7 points and 5.1 rebounds while shooting .533 from the field ... helped guide Siena to the Italian SerieA Championship and the Italian National Cup ... became the first player, whose rights are owned by the Spurs, to play against the Spurs in an international friendly at the AT&T Center on 10/6/12 ... recorded 5 points and 11 rebounds ... prior to joining Siena spent three seasons Canadian Solar Bologna in the Italian-Serie A league ... selected to play in the 2011 Italian League All-Star Game ... has played internationally since 2003 ... played for Tartu Ulikool/Rock in the Estonian League during the 2008-09 season ... averaged 15.7 points and 7.4 rebounds ... spent the 2007-08 season with Dinamo Tbilisi in the Georgian League ... finished with 41 points, 8 rebounds and 3 assists earning MVP honors in the Georgian League All-Star Game ... won the league's slam dunk contest ... during the 2006-07 season played for MMT Estudiantes (Madrid) in the Spanish League ... underwent an appendectomy on 3/13/07 ... missed the 2005-06 season after having surgery on both knees in the summer of 2005 ... spent two seasons ('03-04 and '04-05) with SAOS J.D.A. Dijon in the French Pro A League ... spent the 2002-03 season at Academy Tbilisi in the Republic of Georgia ... played for Globe Tech Junior College in New York during the 2001-02 season at the age of 15 ... member of the Georgian National Team since 2004 ... led Georgia in the 2013 European Championships, averaging 13.0 points and 9.1 points in nine games ... saw action in eight games in the 2001 European Championships, averaging 12.0 points, 8.0 rebounds and 1.5 assists ... played for Georgia in the 2009 Division B European Championships and posted 17.0 points, 12.7 rebounds and 1.6 blocks in seven games ... led Georgia to the 2006 Ostchem Under-20 European Division B Championship ... named the tournament MVP after scoring 30 points in Georgia's 96-88 win over FYROM in the title game on 7/23 ... had 27 points and 14 boards in Georgia's semifinal win over Finland ... during the 2004 European Junior Championships averaged 18.2 points, 10.9 rebounds, 2.4 steals and 2.1 blocks in 10 games.

SERGEY KARAULOV

Height: 7-0 Weight: 255 Position: Center Birthdate: 4/15/82 (Guliston, Uzbekistan)

SELECTED BY THE SPURS IN THE SECOND ROUND OF THE 2004 NBA DRAFT, 57TH OVERALL PICK

Has spent his entire professional career playing in Russia on a variety of levels ... spent the last two seasons with TEMP-SUMZ of the Russian Superleague, averaging 10.1 points and 7.8 rebounds in 27 games last season ... named 2016 Eurobasket.com All-Russian Superleague 1 Center of the Year and 2016 Eurobasket.com All-Russian Superleague 1 First Team ... registered 23 double figure scoring games and 11 double doubles ... played with Ural Ekaterinburg in the Russian Superleague in 2014-15, averaging 9.6 points and 7.9 rebounds while shooting .552 from the floor in 41 games ... helped Ural Ekaterinburg advance to the Russian Superleague semifinals ... was named 2014 Eurobasket.com All-Russian Superleague Honorable Mention ... spent 2013-14 with Ruskon-Mordovia in the Russian Superleague, averaging 10.3 points and 8.0 rebounds in 27 contests ... spent the 2012-13 season with Triumph Lyubertsy in the Russian-PBL ... during the 2011-12 season played for Spartak Primorie, averaging 2.4 points and 3.4 rebounds in 22 games ... prior to that spent two seasons with Krasnie Krilya Samara where he helped guide the team to the 2011 Russian Superleague Championship ... led Krasnie to the 2010 Eurochallenge Championship game ... has also spent time with Nizny Novgorod (2008-09), Lokomotiv Rostov (2007-08), Standart Samara (2006-07), BC Khimky Moscow (2004-07), Sakha-Jakutia Jakusk (2002-04) and Otrar Alma-Ata (2001-02).

INTERNATIONAL PLAYERS

ERAZEM LORBEK

Height: 6-11 Weight: 242 Position: Forward/Center Birthdate: 2/21/84 (Ljubljana, Slovenia)

SELECTED BY INDIANA IN THE SECOND ROUND OF THE 2005 NBA DRAFT, 46TH OVERALL PICK

OBTAINED FROM INDIANA ALONG WITH KAWHI LEONARD AND DAVIS BERTANS IN EXCHANGE FOR GEORGE HILL, 6/23/11

Played in the 2016 NBA Summer League with the Spurs in Utah and Las Vegas ... last played during the 2013-14 season with FC Barcelona in the Spanish League ... has played professionally in Europe since 1999 ... appeared in 34 league games in 2013-14, averaging 7.3 points and 2.5 rebounds ... also played in 19 Euroleague games, posting 8.0 points and 2.7 rebounds per contest ... averaged 9.9 points and 3.3 rebounds while shooting .575 (138-240) from the floor in 2012-13 ... started in 30 Euroleague games and averaged 8.9 points and 3.4 rebounds in 20.6 minutes, while shooting .506 (89-176) from the field. ... was named to the 2012 All-Euroleague First Team and to the 2011-12 All-Spanish ACB Team ... helped guide his team to the Spanish ACB Championship in 2011 and 2012 and to the Finals in 2010 and 2013 ... won the regular season championship in 2010, 2011 and 2012 and captured the ACB Supercup 2010, 2011 and 2012 ... led Barcelona to the Euroleague Title in 2010 and the Final Four in 2012 and 2013 ... in 2008 he helped lead CSKA Moscow to the Euroleague Finals ... during the 2004-05 season he won the Euroleague Rising Star Award, averaging 9.2 points and 4.9 rebounds in 20 Euroleague games for Climamio Bologna ... has played for the Slovenian National Team since 2005 ... appeared in 11 games in the 2011 European Championships, averaging 11.1 points, 5.0 rebounds and 1.7 assists ... in the 2009 European Championships, he averaged 16.4 points, 7.4 rebounds and 2.3 assists in eight games ... played for Michigan State in 2003 before returning to play overseas ... helped the Spartans advance to the NCAA Elite Eight.

GEORGIOS PRINTEZIS

Height: 6-9 Weight: 230 Position: Forward Birthdate: 2/22/85 (Athens, Greece)

SELECTED BY THE SPURS IN THE SECOND ROUND OF THE 2007 NBA DRAFT, 58TH OVERALL PICK

Set to begin his seventh straight season with Olympiacos in Greece ... in his second stint with Olympiacos ... has averaged double figures in scoring in each of his past six seasons with the club during Euroleague competition ... last season, averaged 9.1 points, 4.2 rebounds and 1.3 assists in 31 league games ... also appeared in 32 Euroleague contests, averaging 12.8 points, 5.1 rebounds and 1.0 assist ... played two seasons in Spain with Unicaja Malaga (2009-11) ... was a back-to-back Euroleague Champion in 2012 and 2013 and also a two-time Greek League Champion, capturing championships in 2012 and 2015 ... member of the Greek National Team from 2008-10 and also in 2012, 2013 and 2015 ... saw action in four games during the 2008 Summer Olympic Games in Beijing, China where he averaged 5.0 points ... also played in the 2010 FIBA World Championship and 2014 FIBA World Cup ... attended the 2007 Reebok Camp in Treviso, Italy and was recognized as the Greek All-Star Game Slam Dunk Champion the same year ... previously a member of the Greek U-16 and U-20 National Teams ... began his professional career with Olympiacos Piraeus.

ADAM HANGA

Height: 6-7 Weight: 200 Position: Guard/Forward Birthdate: 4/12/89 (Budapest, Hungary)

SELECTED BY THE SPURS IN THE SECOND ROUND OF THE 2011 NBA DRAFT, 59TH OVERALL PICK

Spent last season with Baskonia Vitoria Gasteiz in Spain ... named the Euroleague Defensive Player of the Year and All-Spanish League First Team ... averaged 11.8 points, 4.2 rebounds and 2.4 assists in 37 games ... also played 33 Euroleague contests, averaging 10.5 points, 4.4 rebounds and 2.4 assists ... spent 2015-16 with Laboral Kutxa in Spain ... was a member of Sidigas Avellino in the Serie A Italian League in 2014-15 before joining Laboral Kutxa in May 2015 ... recorded averages of 10.6 points, 4.3 rebounds and 2.7 assists in 30 games with Sidigas Avellino ... recognized as a 2015 Italian Serie A All-Star ... played the 2013-14 season with Laboral Kutxa Vitoria in Spain, averaging 5.8 points, 2.4 rebounds and 1.0 assist in 26 games ... previously spent two seasons from 2011-13 with Assignia Manresa in the Spain-Liga Endesa and saw action in 32 games last season, averaging 11.7 points, 4.5 rebounds, 2.3 assists and 1.31 steals in 25.6 minutes ... prior to Assignia Manresa, he spent the five seasons playing for Albaomp-UPC Szekesfeher in the Hungarian NB League ... a two-time Hungarian League All-Star and the 2009 Slam Dunk Contest winner ... played for the Hungarian National Team from 2009-2012 ... averaged in 15.9 points, 5.4 rebounds, 3.0 assists and 1.5 steals at the 2011 European Championship qualifiers.

NEMANJA DANGUBIC

Height: 6-9 Weight: 195 Position: Guard/Forward Birthdate: 4/13/93 (Pančevo, Yugoslavia)

SELECTED BY PHILADELPHIA IN THE SECOND ROUND OF THE 2014 NBA DRAFT, 54TH OVERALL PICK

Currently a member of Crvena Zvezda Telekom in Belgrade, Serbia ... has spent the last three seasons with Crvena ... averaged 7.8 points, 2.8 rebounds and 1.6 assists in 25 games last season ... also appeared in 24 Euroleague games, averaging 5.2 points and 2.0 rebounds ... produced averages of 7.7 points and 2.7 rebounds in 19 games for Crvena in 2015-16 ... also saw action in 32 Adriatic League games where he averaged 5.8 points, 2.6 assists and 1.3 assists ... appeared in 23 Euroleague games and averaged 4.1 points and 2.0 rebounds in 13.8 minutes ... was a 2015 Adriatic League Champion, Serbian League Champion and Radivoj Korac (Serbian Cup) Winner ... spent the 2012-13 and 2013-14 seasons playing for Mega Vizura in the Serbian Adriatic League, averaging 9.2 points, 3.25 rebounds and 2.55 assists over 66 games ... also played 15 games in the 2013-14 Serbian League, averaging 11.7 points, 3.6 rebounds and 1.9 assists ... was invited to participate in the Adidas EuroCamp in Treviso, Italy, where he averaged 11.0 points and 3.0 rebounds in three games ... also played for Vrsac and Pancevo in Serbia from 2009-12 ... has played for Serbia in 16U, 17U, 18U, 19U, 20U, and was invited to play with the Serbian National Team in the 2014 FIBA World Cup, but was unable to participate due to injury.

INTERNATIONAL PLAYERS

NIKOLA MILUTINOV

Height: 7-0 Weight: 225 Position: Center Birthdate: 12/30/94 (Novi Sad, Serbia)

SELECTED BY THE SPURS IN THE FIRST ROUND OF THE 2015 NBA DRAFT, 26TH OVERALL PICK

Selected by the Spurs in the first round of the 2015 NBA Draft (26th overall) ... spent the last two seasons with Olympiacos in Greece ... appeared in 31 games last season, averaging 5.8 points and 4.0 rebounds while shooting .609 from the field ... also appeared in 36 Euroleague contests, averaging 4.4 points and 3.3 rebounds to help Olympiacos to the Euroleague Finals ... Played three seasons from 2012-15 for Partizan Belgrade of the Adriatic League in Serbia ... in 29 games in 2014-15, averaged 9.8 points, 7.6 rebounds and 1.3 assists in 28.0 minutes, while shooting .573 from the field ... helped lead his team to two Serbian League Championships in 2013 and 2014 and to the Adriatic League Championship in 2013 ... suited up in nine Eurocup contests, averaging 7.0 points, 6.0 rebounds and 1.3 assists in 22.4 minutes ... is a member of the Serbian National Team and has also played for the country's U-16, U-18 and U-19 National Teams, winning a silver medal at the 2013 World U-19 Championships ... began his professional career in 2011 at the age of 16 playing for Hemofarm of Serbia.

CADY LALANNE

Height: 6-10 Weight: 255 Position: Forward Birthdate: 4/22/92 (Port-au-Prince, Haiti) College: UMass

SELECTED BY THE SPURS IN THE SECOND ROUND OF THE 2015 NBA DRAFT, 55TH OVERALL PICK

Drafted by the Spurs in the second round of the 2015 NBA Draft (55th overall) ... spent last season in China playing for Zhejiang CB ... suited up for the the Spurs in the 2015, 2016 and 2017 NBA Summer Leagues ... in 2015-16, saw action in all 50 games for the Austin Spurs, averaging 13.3 points, 7.6 rebounds and 1.30 blocks in 26.1 minutes ... named to the West All-Star team in the 2016 NBA D-League All-Star Game ... following the season, played with Capitanes de Arecibo of the Puerto Rican League ... appeared in 22 games with Arecibo, averaging 10.8 points, 6.5 rebounds and 1.14 blocks in 23.4 minutes ... played collegiately at the University of Massachusetts from 2011-15 ... for his career, averaged 10.0 points, 7.9 rebounds and 1.77 blocks in 25.2 minutes while shooting .553 from the field ... helped lead UMass to an NCAA Tournament berth in 2014 and NIT appearances in 2012 and 2013 ... became one of three players in UMass history to record 1,000 points, 800 rebounds and 100 blocks in a career ... attended Oak Ridge High School in Orlando, Florida and originally from Port-au-Prince, Ouest (Haiti).

OLIVIER HANLAN

Height: 6-4 Weight: 190 Position: Guard Birthdate: 4/22/92 (Canada) College: Boston College

SELECTED BY UTAH IN THE SECOND ROUND OF THE 2015 NBA DRAFT, 42ND OVERALL PICK

OBTAINED FROM UTAH IN EXCHANGE FOR BORIS DIAW AND FUTURE 2ND ROUND DRAFT PICK

Selected by Utah in the second round (42nd overall) of the 2015 NBA Draft ... played with the Spurs in the 2017 NBA Summer League in Utah and Las Vegas, as well as the 2016 NBA Summer League in Las Vegas ... spent last season with Le Mans Sarthe Basket in France, averaging 10.4 points, 2.7 rebounds and 2.2 assists in 26.4 minutes over 50 total games ... spent 2015-16 with BC Zalgiris in Kaunas, Lithuania, averaging 7.3 points and 2.4 rebounds in 20.7 minutes over 38 games, helping Zalgiris win the Lithuanian Basketball League title ... played three years (2012-15) at Boston College, where he averaged 17.8 points, 3.9 rebounds and 3.1 assists in 36.0 minutes ... was named the 2013 ACC Freshman of the Year and was selected to the All-ACC First Team in 2014-15.


JARON BLOSSOMGAME

Height: 6-7 Weight: 220 Position: Forward Birthdate: 9/16/93 College: Clemson

SELECTED BY SAN ANTONIO IN THE SECOND ROUND OF THE 2017 NBA DRAFT, 59TH OVERALL PICK

Finished a four-year career at Clemson University, averaging 17.7 points, 6.3 rebounds and 1.6 assists in 34.3 minutes on his way to being named to the All-ACC Third Team in his senior season ... selected by the Spurs in the second round of the 2017 NBA Draft (59th overall) ... played four seasons at Clemson University ... in 128 total games at Clemson, including 125 starts, averaged 13.5 points, 6.5 rebounds and 1.1 assists in 30.7 minutes ... led the Tigers in scoring in each of his last three seasons and was selected to the All-ACC First Team as a junior ... originally from Alpharetta, Georgia (Chattahoochee High School).





CHAIRMAN OF THE BOARD



Julianna Hawn Holt
Chairman & CEO
Spurs Sports & Entertainment

BOARD OF DIRECTORS



Marc Bruno
President/
Stadiums & Arenas
ARAMARK Sports &
Entertainment Group



Jim Callaway
AT&T Media Holdings, Inc.



Peter M. Holt



Bruce Hill
Partner
R&B Partnership



James R. Leininger, M.D.



Robert H. Walls, Jr.
Executive Vice President &
General Counsel
iHeartMedia Inc.



John B. Zachry
President/Treasurer
Zachry Hospitality
Corporation

On March 26, 1993, a group of 22 investors purchased the San Antonio Spurs. The group currently numbers 20 investors who are members of a limited liability company known as San Antonio Spurs, L.L.C. The ownership group has a seven-person governing and decision-making body and Julianna Hawn Holt serves as the Chairman of the group. Listed below are the current members of San Antonio Spurs, L.L.C.:

ARAMARK Sports & Entertainment Group, Raymond Joseph Barshick, Cassandra Carr, iHeart Media Inc. , George C. Hixon, H.H. Sports, Ltd., IBC Capital Corporation, Sylvan Stephen Lang, James R. Leininger, R&B Partnership (Russell and Bruce Hill), David M. Robinson, AT&T Media Holdings, Inc., Markey Family Partnership , Sierra Sports & Entertainment Family Limited Partnership, SWBC, Sunrise Sports & Entertainment, Valero Energy Corporation, Zachry Hospitality Corporation and Estate of Jeanne Lang Mathews.

JULIANNA HAWN HOLT

CHAIRMAN AND CEO
SPURS SPORTS & ENTERTAINMENT

Julianna Hawn Holt officially accepted the title of Chairman and CEO of Spurs Sports & Entertainment on March 9, 2016, succeeding Peter M. Holt in their majority interest partnership formed in 1996. The duo's collective vision for what the Spurs could become has built an incredible legacy.



Julianna Hawn Holt's work behind the scenes, has been constant and steady. Her business acumen and guidance amongst a passionate group of owners led in part to the team's success and basis for developing a leadership philosophy which has crafted a Spurs winning formula.

Julianna looks forward to taking on a larger role with such talented individuals to insure the continued strength and success of Spurs Sports & Entertainment, the community and our wonderful fans.

A disappointing 20-62 record in 1996-97 set the stage to draft Tim Duncan in 1997 who joined David Robinson, one of the greatest centers of all time, to lead the Spurs to their first NBA title in 1999 and set the tone for a franchise that would gain the admiration of the league. The Spurs leadership has continued to oversee an era of impressive growth including 1999, 2003, 2005, 2007 and 2014 NBA Championship titles. ESPN The Magazine has named the San Antonio Spurs the best professional sports franchise four times in its annual Ultimate Standings issue.

Today, Spurs Sports & Entertainment encompasses additional professional sports franchises including the WNBA Stars, American Hockey League Rampage, NBA Development League Austin Spurs and the San Antonio FC, a United Soccer League team which debuted in 2016.

Born of the evolving needs of the franchises and our community, the concept of the AT&T Center was initiated. Julianna was an instrumental contributor to a grand collaboration between Bexar County, the City of San Antonio, SS&E, the San Antonio Stock Show & Rodeo, architects, contractors, art consultants and artists in order to build the impressive AT&T Center. The center reflects San Antonio and South Texas, showcasing the region's unique history and culture. After undergoing a spectacular renovation in 2015, the AT&T Center continues to be a premier entertainment destination in San Antonio.

A true Texan growing up in Corpus Christi with varied business interests including American Bank, Hawn Brothers Oil & Gas Exploration and Production, Hewitt & Dougherty Oil & Gas Production, Saratoga & Hawn Land Development, Hawn Holt Interests, HOLT CAT, John D. Hawn Cattle Ranch, and Prade Ranch, Hawn Holt Cross Triangle Ranch Julianna Hawn Holt's business prowess has grown through her involvement with these endeavors. Derived from these varied and robust experiences, Julianna was influenced by a simple leadership motto: build skill and character, and always keep your sense of humor.

Realizing how fortunate and blessed her life has been, Julianna places a tremendous emphasis on philanthropic causes. She has long supported many that benefit the State of Texas, the arts, education; both vocational and academic, as well as those dedicated to the well-being of children.



RICK PYCH

PRESIDENT AND CEO

Now in his 24th season ... leads the business operations for all five sports franchises owned and operated by Spurs Sports & Entertainment which includes the San Antonio Spurs (NBA), the San Antonio Rampage (AHL Hockey), the San Antonio Stars (WNBA), the Austin Spurs (NBA Development League), and San Antonio FC (USL Soccer) as well as the operations of the AT&T Center and Toyota Field... includes marketing, corporate partnerships and ticket sales, finance and administration, communications, corporate development, community relations, IT, and facilities management

as well as all corporate business and new initiatives on behalf of the organization and ownership ... has a long career of financial and business management experience in public accounting, banking, real estate, and sports and entertainment ... named the Spurs chief financial officer in 1993 ... promoted to executive vice president in 2000, president of business operations in 2008 and president and co-CEO in 2016 ... in 1995 started a development, financial and operating study for a new multi-purpose arena that eventually led to the new home for the Spurs, the AT&T Center... was named in 1999 as the chief development officer for the AT&T Center ... oversaw the successful county referendum campaign in 1999 that provided public funding to build the AT&T Center and again in 2008 a second referendum that provided funds for additional improvements to the AT&T Center that were completed for the 2015-2016 season... directed all aspects of the AT&T Center development project and continues to be liaison with Bexar County in all matters relating to the arena's development and operating agreements ... oversaw the original design, financing and construction of the AT&T Center from 2000 to 2002 as well as the recent renovation projects... led the organization's efforts to bring hockey to the AT&T Center... in 2002 negotiated the purchase of an American Hockey League (AHL) affiliate... in the summer of 2007 led the negotiations to purchase the NBA Development League team in Austin, Texas, the Austin Spurs (formerly Austin Toros)...after seven years of working toward bringing professional soccer to San Antonio, successfully launched San Antonio FC, a USL soccer franchise that began play in April 2016...in January 2016, in conjunction with the City of San Antonio and Bexar County, entered into a long term operating agreement to run Toyota Field and host professional soccer and other events...an alternate governor on the NBA Board of Governors...ongoing member and past chairman of the AHL Executive Committee as well as member of the AHL Board of Governors...was a past member of the Board of Directors of the San Antonio Sports Foundation dating back to 1989 and was part of the team that brought major sporting events to San Antonio, including the U.S. Olympic Festival in 1993, the 1995 National Senior Olympics, the 2002 NCAA Women's Final Four and the 1998, 2004, and 2008 NCAA Men's Final Four.... served on the Executive Committee and Vice Chair of the Board of Trustees of VIA Metropolitan Transit, currently Co-chair and on Executive Committee of Centro Partnership San Antonio.... past board positions include serving on the Executive Committee and Board of the San Antonio Economic Development Foundation, the Board of the San Antonio Tax Increment Reinvestment Zone, and Executive Committee and Board of the Boys and Girls Clubs of San Antonio, active as a mentor in the InspireU Program of Big Brothers Big Sisters of South Texas... holds a degree in accounting from Fairfield University and is a CPA ... has a 30-year-old son, Zack.

GREGG POPOVICHHEAD COACH / PRESIDENT OF
SPURS BASKETBALL

Is in his 21st season as the Spurs head coach ... the longest tenured coach with the same team among the 122 NBA, NFL, NHL and MLB franchises ... has led the Spurs to five NBA Championships (1999, 2003, 2005, 2007 and 2014) ... one of five coaches in history with five-or-more NBA Championships (along with Phil Jackson, Red Auerbach, John Kundla and Pat Riley) ... he and Eric Spoelstra are the only two active coaches with multiple NBA titles ... finished the 2015-16 season with a career mark of 1,089-485 ... career winning percentage of .692 ranks third in NBA history (behind Jackson and Billy Cunningham) ... ranks eighth in NBA history in career victories and first among active coaches ... his 1,089 wins with one team ranks second all-time in NBA history behind Jerry Sloan (1,127) ... posted his 1,000th career win at Indiana on February 9, 2015 ... his 158 playoff wins rank third in NBA history (behind Jackson and Riley) and his playoff career winning percentage of .617 (158-98) is the fourth-best in league history (minimum 100 games) ... named NBA Coach of the Year in 2003, 2012 and 2014 ... has led San Antonio to the NBA's best regular season record five times (1998-99, 2000-01, 2002-03, 2011-12 and 2013-14) ... the Western Conference All-Star coach in 2005, 2011, 2013 and 2016 ... has been the NBA Coach of the Month 16 times, the most in league annals ... the Spurs all-time leader in both regular season and playoff wins ... a 1970 graduate of the United States Air Force Academy with a degree in Soviet studies ... played four seasons at the Air Force Academy ... as a senior was the team's captain and leading scorer ... following his graduation in 1970 served his five-year military commitment ... during that time toured Eastern Europe and the Soviet Union as a member of the U.S. Armed Forces Team ... selected to represent the U.S. on the national AAU Team touring the Soviet Union ... in 1972 was the captain of the Armed Forces team, which won the AAU Championship ... earned an invitation to the 1972 U.S. Olympic Team Training Camp ... in 1973 returned to the Air Force Academy as an assistant coach ... spent six years at Air Force during which time he obtained his master's degree in physical education and sports sciences from the University of Denver ... in 1979 was named the head coach at Pomona-Pitzer in Claremont, California ... spent the next eight seasons at Pomona ... during the 1985-86 season led the team to its first conference championship in 68 years and to a berth in the NCAA Division III Tournament ... while at Pomona was an active member of the school's academic community, working as an associate professor, chairing the college's Student Life committee, serving on the Women's Commission and even – for one year – living in a dorm with his family ... moved to the NBA in July of 1988, joining the Spurs as an assistant coach as a member of Larry Brown's staff ... spent the next four seasons in San Antonio with a Spurs team that won a pair of Midwest Division titles ... in the summer of 1992 was named an assistant coach on Don Nelson's staff with Golden State ... spent the next two seasons with the Warriors ... returned to San Antonio on May 31, 1994, as the Spurs executive vice president of basketball operations/general manager (served as GM for eight seasons before turning the job over to R.C. Buford on July 1, 2002) ... named the Spurs head coach in December of 1996 ... selected as the head coach of the USA Basketball Men's National Team for the 2017-20 quadrennium in October of 2015 ... served as an assistant coach for USA Basketball's Men's Senior Team for three consecutive summers (at the 2002 World Basketball Championship, the 2003 FIBA America Men's Olympic Qualifying Tournament and the 2004 Olympic Games) ... a very active member of the San Antonio community ... in 1991 teamed with Frank Martin to create the Spurs Youth Basketball League ... today the league plays at 75 locations in San Antonio and through-out South Texas ... over 15,000 boys and girls, ages 7 to 16, played in the league in 2011-12 ... prior to every game, each participant takes a pledge, promising to remain drug and alcohol free while showing good sportsmanship and fair play ... the league was honored with a Daily Point of Light Award by President Bush in February of 1992... is involved in several charities in the San Antonio area including the San Antonio Food Bank, Roy Maas' Youth Alternatives, Boys and Girls Club and The Miracle League ... honored by the Air Force Academy with its Distinguished Graduate Award in 2007 ... he and his wife Erin have been blessed with two children, Micky and Jill.



ETTORE MESSINA

ASSISTANT COACH

Enters his fourth season on the bench for the Spurs ... named one of the Euroleague's 10 Greatest All-Time Coaches in 2008 ... has earned numerous coaching accolades throughout his career including being inducted into the Italian Basketball Hall of Fame in 2009, European Coach of the Year in 1998, Euroleague Coach of the Year in 2006 and 2008, Italian Coach of the Year in 1990, 1993, 1998, 2001 and 2005, and Russian Coach of the Year 2006, 2007, 2008 and 2009 ... before joining the Silver and Black spent two seasons (2012-14) as the head coach of the CSKA Moscow in the Russian League, his second stint with the team ... led CSKA to the Russian Championship and the Euroleague Final Four both seasons ... served as a coaching consultant for the L.A. Lakers in 2011-12 ... prior to making the move to the NBA, spent four seasons (2005-2009) at the helm of CSKA Moscow where he led the team to two Euroleague Championships (2006, 2008) and four Russian SuperLeague titles (2006-2009) ... served as a coach in the Italian League for over 15 years ... earned two Euroleague Championships (1998 and 2001) as well as several Italian championships with Virtus Bologna, where he had two stints as head coach (1989-1993, 1997-2002) ... was at the helm of Benetton Treviso from 2002-2005, guiding the team to an Italian championship in 2003 ... a native of Catania, Italy ... served as head coach of the senior men's Italian national basketball team (1993-1997), where he led Italy to the silver medal at the 1997 European Championship ... in 2016 he returned as head coach of the Azzurri.



IME UDOKA

ASSISTANT COACH

Enters his sixth season with the Spurs as an assistant coach ... served as the head coach of the Spurs Las Vegas Summer League squad in 2013 and 2014 ... spent three seasons as a player with the Silver and Black from 2007-09 and the 2010-11 campaign ... enjoyed a seven-year NBA career ... played for the L.A. Lakers in 2003-04, the New York Knicks in 2005-06, the Portland Trail Blazers in 2006-07 and the Sacramento Kings in 2009-10 ... went undrafted out of college ... spent time in the NBA Development League and played internationally in Spain and France ... was named to the All-NBA D-League First Team and was also the recipient of Jason Collier Sportsmanship Award in 2005-06 ... began his college career at Eastern Utah and spent a year at the University of San Francisco before finishing at Portland State ... late father was of Ibibio descent and was born in Nigeria ... played for the Nigerian National Team in multiple tournaments, including the 2005 African Championship, the 2006 FIBA World Championship, and the 2011 African Championship where he helped lead Nigeria to a bronze medal.



JAMES BORREGO

ASSISTANT COACH

Is in his second stint on the Spurs bench ... spent seven seasons with the organization from 2003-10 ... began as an assistant video coordinator in the summer of 2003 and finished his tenure as an assistant coach ... prior to re-joining the Spurs in 2015 spent three seasons with the Orlando Magic as an assistant coach ... was named interim head coach midway during the 2014-15 season ... before joining the Magic spent two seasons as an assistant coach with the New Orleans Hornets (2010-12) ... participated in the NBA's Basketball Without Borders Asia in 2012, Basketball Without Borders Argentina in 2013, NBA Camp Cuba in 2015 as well as Basketball Without Borders Americas in 2017 ... played collegiately at the University of San Diego from 1998-2001 ... began his coaching career at his alma mater, serving as an assistant from 2001-03 ... earned a bachelor's degree in English and a master's degree in leadership studies from USD ... born and raised in Albuquerque, N.M., he led Albuquerque Academy to a pair of state championships ... he and his wife, Megan, have a daughter, Grace, and two sons, Zachary and Nicholas.

CHIP ENGELLAND

ASSISTANT COACH

In his 13th season as a Spurs assistant coach ... a sought after speaker, clinician and advisor on shooting technique for numerous NBA players including Steve Kerr, Grant Hill and Shane Battier ... served as a shooting consultant with the Pistons during the 1999–2000 season ... was director of player development for the Nuggets for two seasons before joining the Spurs ... served as a ball boy for John Wooden's 1975 NCAA Championship UCLA team ... in 1979 led Los Angeles in scoring while at Pacific Palisades High School ... lettered four seasons at Duke University ... team captain for Mike Krzyzewski's 1982-83 Blue Devil squad ... spent nine years playing professionally in the Philippines, Canada and the CBA ... in 1995 founded In-Net Corporation to establish his "Chip Shots" basketball camps to help players of all ages improve their shooting ... an avid old-school wrestling fan ... he and wife, Jessica, have two sons, Press and Path.

**BECKY HAMMON**

ASSISTANT COACH

Enters her fourth season as an assistant coach with the Spurs ... served as the head coach of the Spurs Las Vegas Summer League in 2015 and 2016 ... guided the 2015 squad to the summer league championship ... retired following the 2014 WNBA season after a 16-year playing career ... played eight seasons for the San Antonio Stars (2007-14) and eight seasons for the New York Liberty (1999-2006) ... in WNBA history, ranks eighth in total points, third in three-point field goals made, fourth in assists, ninth in games played, 12th in total minutes, second in free-throw percentage, and 13th in free throws made and 15th in field goals made ... ended her career as the Stars all-time leader in assists, points per game and three-point field goals made ... selected as one of the WNBA's Top20@20, an honor given to the WNBA's 20 greatest and most influential players in the league's 20 year history ... named one of the WNBA's Top 15 Players of all time in July of 2011 ... voted to the All-WNBA First Team twice and to the All-WNBA Second Team on two occasions ... a six-time WNBA All-Star ... was the top vote-getter for the Stars All-Decade Team in 2012 ... in 2008, led the Stars to their only WNBA Finals appearance in franchise history ... played collegiately at Colorado State (1995-99) where she was a three-time All-American and the 1999 Naismith Award winner ... inducted into the Colorado Sports Hall of Fame in 2015.

**WILL HARDY**

ASSISTANT COACH

Enters his eighth season with the Spurs, his second as an assistant coach ... served as the team's video coordinator from 2013-15 ... during the past three summers has served as the head coach of the Spurs summer league team in Utah and was the head coach of the Spurs 2017 MGM Resorts Summer League team ... the Williams College graduate began his career in San Antonio as a basketball operations intern in 2010 before being promoted to assistant video coordinator in 2011 ... while at Williams College, he was a member of the Ephs basketball squad that finished 30-2 and second nationally in 2010 ... originally from Richmond, Va., he and his wife Spencer, a San Antonio native, were married in August of 2015.






R.C. BUFORD

PRESIDENT OF SPORTS FRANCHISES

Named president of sports franchises for Spurs Sports and Entertainment in July of 2008 ... in this current position serves as the general manager of the Spurs while overseeing the sports administration for the other four teams in the SS&E family (the Austin Spurs, Stars, San Antonio Rampage and San Antonio FC) ... has twice been named the NBA's executive of the Year in 2014 and 2016 ... started his coaching career at the University of Kansas in 1983 ... during each of his five seasons at Kansas, the Jayhawks participated in the NCAA Tournament ... was an assistant coach for the team that won the 1988 NCAA Championship as well as the 1985-86 squad that advanced to the Final Four ... made the move to the NBA in the summer of 1988 joining the Spurs as an assistant coach on Larry Brown's staff (other assistants on that staff included Gregg Popovich, Alvin Gentry and Ed Manning) ... spent four seasons as an assistant with the Spurs ... during that time San Antonio won back-to-back Midwest Division titles (1990 and 1991) ... joined the Los Angeles Clippers in the summer of 1992 as the first assistant for Coach Brown ... the Clippers posted a 41-41 record during the 1992-93 season and earned a spot in the 1993 Playoffs ... served as an assistant coach at the University of Florida during the 1993-94 season (as the team advanced to the Final Four for the first time in school history) ... returned to San Antonio in the summer of 1994 when Gregg Popovich hired him as the team's head scout ... in the summer of 1997 he became the Spurs director of scouting ... promoted to vice president/assistant general manager in the summer of 1999 ... was named the Spurs general manager in July of 2002 ... played collegiate basketball at Texas A&M University and Oklahoma State before receiving his degree from Friends University ... involved in the NBA Basketball Without Borders Africa camp ... in 2015, he became an Advisory board member for Fuqua/Coach K Center on Leadership & Ethics (COLE) at Duke University ... serves on the Board of Directors of PeacePlayers International ... his wife, Beth, is a former player on the LPGA Tour ... they are both active with the Juvenile Diabetes Research Foundation ... they have a son, Chase, a daughter, C.C. ... in 2004 they welcomed Alexis Wangmene and in 2007 they welcomed Samer Jasser to their family ... Wangmene is from Cameroon and met the Bufords during the Basketball Without Borders program in Johannesburg ... Jassar is from Israel and was introduced to the Bufords through Peace Players International.



BRIAN WRIGHT

ASSISTANT GENERAL MANAGER

Enters his second season with the Spurs ... spent the past two seasons as the Detroit Pistons assistant general manager ... before joining the Pistons spent eight seasons with the Orlando Magic, ascending to the role of director of college scouting in his final season ... began his career with the Magic as a summer intern in 2006 and was hired as the scouting coordinator prior to the 2006-07 season ... served as scouting manager and spent the 2012-13 season as the team scouting/player development manager ... attended graduate school at the University of Central Florida, earning an MBA and master's in sports business management from the DeVos Sports Business Management Program ... prior to his time at UCF, played basketball at La Sierra University in Riverside, Calif. ... was honored in 2003 and 2004 by the Riverside Sports Hall of Fame for outstanding achievement in those seasons ... is a co-author of two books in conjunction with the DeVos Sports Business Management Program ... the first being 100 Heroes People in Sports Who Make This a Better World and the second being an update to the first titled 150 Heroes ... a native of Silver Spring, Md., Wright and his wife, Cara, have a son and recently welcomed a daughter to their family.

MONTY WILLIAMS

VICE PRESIDENT OF BASKETBALL OPERATIONS

Returned to San Antonio for his second stint with the Spurs in August 2016 ... got his start in coaching and the front office while serving as a coaching intern with the Silver and Black during the 2004-05 campaign after a nine-year playing career ... before spending last season as an assistant coach with the Oklahoma City Thunder, was head coach of the New Orleans Pelicans from 2010-2015, guiding the Pelicans to two playoff appearances ... prior to his time in New Orleans, spent five seasons as an assistant coach on the Portland Trail Blazers bench from 2005-10 ... in 2013, was named an assistant coach for the 2013-16 USA Basketball Men's National Team ... served on the coaching staff of Team USA Men's National Team that captured gold at the 2016 Olympic Games in Rio and the 2014 FIBA World Cup in Spain ... the 24th overall pick in the 1994 NBA Draft, averaged 6.3 points, 2.8 rebounds, 1.2 assists and 16.7 minutes in 456 games with New York, San Antonio, Denver, Orlando and Philadelphia ... was an honorable mention All-American at Notre Dame after averaging 22.4 points and 8.4 rebounds during his senior season ... recipient of the inaugural Sager Strong Award ... earned his degree from Notre Dame's College of Arts and Letters, majoring in communications and theatre ... went to South Africa as part of the NBA's Basketball Without Borders program in September of 2011 and August 2013 ... active in the Fellowship of Christian Athletes and many other charities, he was involved with fellow NBA guard Charlie Ward in distributing shoes and athletic equipment to impoverished communities in South Africa.



ANDY BIRDSONG

DIRECTOR OF PRO PLAYER PERSONNEL/
AUSTIN SPURS GENERAL MANAGER

Is in his second stint in the Spurs front office ... spent the 2011-12 season with the Silver and Black as a basketball operations intern ... leads the pro personnel scouting efforts while assisting with strategic roster planning & day-to-day basketball operations as well as serving as general manager of the Austin Spurs ... prior to returning the Spurs in 2015 spent the three seasons with the Atlanta Hawks in the basketball operations department working alongside their general manager and head coach on all matters within basketball operations ... served as a graduate assistant coach at Florida State University from 2009-11 under Leonard Hamilton ... earned his master's degree in sports administration and management from FSU in 2011 ... was the head coach and director of the Minneapolis Redhawks AAU team from 2007-09, an AAU program he created ... earned a bachelor's degree in business administration from Bethel University in St. Paul, Minn. ... originally from Wayzata, Minn. ... married to the former Megan Trammell.



BRANDON JAMES

ASSISTANT GENERAL COUNSEL/
DIRECTOR OF BASKETBALL ADMINISTRATION

In his sixth season in the Spurs front office as in-house counsel for basketball operations ... responsible for CBA, salary cap, legal and administrative matters... also advises Spurs Sports & Entertainment franchises including Stars, SAFC and the Austin Spurs ... before joining the Silver and Black spent four years with IMG Sports, Entertainment and Media serving several positions in Talent Marketing and ultimately the Coaches Division representing professional and collegiate coaches ... prior to joining IMG spent time as a judicial clerk and legal assistant in Georgia ... earned his JD and MBA simultaneously from the University of Georgia ... also serves as an adjunct professor at Trinity University.





PHIL CULLEN

DIRECTOR OF BASKETBALL STRATEGY

Is in his second season in the Spurs front office ... prior to making the move to San Antonio spent four seasons at the University of Utah where he served as the team's director of basketball operations during the 2015-16 season ... spent the previous three seasons as the Utes director of player development and camps, following a three-year stint as an assistant coach at Grand Canyon University ... played for Utah from 1998-2002 and helped the Utes to a 90-35 record during that span ... also played baseball for the Utes ... the right-handed

pitcher was drafted by the Seattle Mariners in 2000, appearing in a total of 46 games for two Seattle minor-league affiliates in three seasons ... received his bachelor's degree in civil and environmental engineering from Utah in 2006 and earned his master's in leadership from GCU in 2012 ... he and his wife, Tara, have two children.



GEORGE FELTON

DIRECTOR OF COLLEGE PLAYER PERSONNEL

Joined the Spurs in the summer of 2006 ... was the head coach at South Carolina for five seasons (from 1986-91) ... during the 1988-89 campaign led the Gamecocks to a 19-11 record as South Carolina earned its first trip to the NCAA Tournament in 15 years ... started his coaching career in 1976 as a graduate assistant while earning his master's degree at Appalachian State ... has worked as an assistant at North Carolina A&T, East Carolina, Georgia Tech, St. John's, Oregon State and Kentucky (served as associate head coach for Bobby Cremins at Georgia Tech and for Tubby Smith at Kentucky) ... was

on the sidelines when the Wildcats won the 1998 NCAA Championship in the Alamodome ... prior to joining the Spurs spent six seasons as a scout for the Indiana Pacers ... was inducted into his high school's (All Hallows - Bronx, New York) Hall of Fame on October 28, 2011 ... he and wife, Brenda Craven, live in South Carolina and have three sons.



DAVE TELEP

DIRECTOR OF SCOUTING

Is in his fifth season with the Silver & Black ... was promoted to director of scouting in August 2016 after spending the past three seasons as the team's scouting coordinator ... prior to joining the Spurs served as ESPN.com's senior national recruiting analyst ... has also spent time as a sideline reporter for ESPNU and a studio analyst for Recruiting Nation ... served on the USA Developmental National Committee for the USA National Team in 2013 ... launched Dave Telep Scouting Services in 2001, which has been

utilized by 230 Division I college programs around the country.



PAT SUND

PRO PERSONNEL SCOUT/
AUSTIN SPURS ASSISTANT GENERAL MANAGER

Signed on with the Spurs in September of 2016 after a seven-year stint with the Golden State Warriors organization, including the last two as associate general manager of the Santa Cruz Warriors and manager of scouting for Golden State ... in his first year as associate general manager he helped construct a roster that won a franchise-record 35 games on the way to capturing Santa Cruz's first-ever NBA D-League Championship ... in

addition to his role with Santa Cruz, also served as the Golden State Warriors manager of scouting ... became the first organization to win the D-League Championship and NBA championship in the same season during the 14-15 campaign ... originally joined the organization as a basketball operations assistant prior to the 2009-10 campaign after graduating from Indiana University with a degree in sports marketing and management ... worked with the Hoosier basketball team under Tom Crean during the 2008-09 season before joining the Warriors.

KIRK GOLDSBERRY

VICE PRESIDENT OF STRATEGIC RESEARCH

Enters his third season with the Silver and Black ... prior to joining the team Kirk researched spatial analytics and data visualization as a professor at Michigan State and Harvard universities from 2007-13 ... he also worked as a sportswriter and an analyst at ESPN/Grantland from 2012-15 ... resides in Austin with his wife and two daughters.

**GABE FARKAS**


DIRECTOR OF BASKETBALL ANALYTICS

Is in his 11th season in the Spurs basketball operations department ... was promoted to director of basketball analytics in October 2012 after serving two seasons as Coordinator of Basketball Analytics ... began his career with the team as an external statistical consultant in 2007 ... oversees all aspects of basketball analytics, supporting the front office, coaching staff, training/performance staff and information systems ... provides information and analyses to decision-makers in an actionable format, and advances the use, understanding, and direction of analytics throughout the basketball operations department and its staff ... before joining the Silver and Black spent nine years in the pharmaceuticals industry ... is a member of the Executive Board of Association for Professional Basketball Research (APBR) ... earned his master's in statistics from Columbia University in 2007 and obtained his master's in engineering from Dartmouth College in 2002 ... graduated with a degree in engineering from Johns Hopkins University in 2000 ... originally from Chestnut Ridge, NY ... he and his wife, Ilene, now reside in Durham, NC ... the couple has two boys: Jacob and Alexander.

**NICK REPOLE**

DIRECTOR OF BASKETBALL INFORMATION SYSTEMS

Entering his second season with the Spurs ... comes to San Antonio from the Charlotte Hornets, where he served as a basketball operations systems developer and quantitative analyst for the past two seasons ... prior to joining the Hornets, he was an associate product development specialist for Eagle Investment Systems ... received his B.S.E. in computer science from the University of Michigan in 2012... originally from Arlington, Mass.





PHIL COLES

DIRECTOR OF MEDICAL SYSTEMS

In his third season with the Spurs as director of medical services ... joined the Silver and Black after two seasons (2012-14) as the head of physiotherapy with the Newcastle Knights, a professional rugby league team in Australia ... worked from 2010-12 with the Liverpool Football Club as their head of physical therapies department ... served as the head physiotherapist for the Australian National Soccer Team from 2007-10 ... got his start with the Terrigal Sharks Rugby Club as their physiotherapist in 1997 ... played for the Dublin City Exiles and helped the team to two consecutive Irish Rugby League championships in 2003 and 2004

... earned his master's degree in sports physiotherapy from the University of Sydney in 2006 ... received a bachelor's degree in applied science and physiotherapy from the University of Sydney in 1996.



MARILYN ADAMS

DIRECTOR OF REHABILITATION

Enters her fourth season as the Spurs director of rehabilitation ... prior to joining the Silver and Black worked as the team physiotherapist for Triathlon Canada and with the Canada Snowboard Team on the FIS Snowboard World Cup Tour from 2009-14 ... worked for Canada Snowboard at the 2014 Olympic Winter Games in Sochi, where she was also part of the Canadian Olympic Committee ... serves as a physiotherapy consultant for the Triathlon Canada National Team, Canada Snowboard, and Canadian Freestyle Ski Team ... has lengthy experience in working

multiple summer and winter Olympic Games as a member of the Canadian Olympic Committee... got her start with the Calgary Irish Athletic Rugby Club as the team's therapist in 1993 ... has worked privately with a countless number of various elite athletes in a wide range of sports ... earned a bachelor's degree in physical therapy from the University of Alberta in 1991 ... then a fellowship in orthopaedic manual therapy ... earned her transitional doctorate in physical therapy from Evidence in Motion in 2016 and a masters of clinical science, manipulative therapy from University of Western Ontario in 2017.



XAVI SCHELLING

DIRECTOR OF SPORTS SCIENCE AND ATHLETIC DEVELOPMENT

Enters his fourth season with the Spurs ... prior to joining the Silver and Black served as the director of athletic performance from 2006-14 for Bàsquet Manresa, a Spanish team in the 1st Division of the ACB Spanish League that Spurs great George Gervin once played for ... worked as the strength and conditioning coach for the Spanish National Basketball Team at the 2014 U20 European championship ... is currently working on his second Ph.D in computer science and performance analysis at Victoria University ... earned his Ph.D. in physical education and sports

sciences from the University of Lleida in 2013 ... received a master's degree in sports sciences in 2006 from the University of Barcelona, as well as a master's degree in advanced research studies in 2008 from the University of Lleida ... also received a master's in integrative physiology in 2014 ... earned his bachelor's degree in sports sciences from the University of Lleida in 2004.



WILL SEVENING

HEAD ATHLETIC TRAINER

In his 19th season as the Spurs head athletic trainer ... received his bachelor's degree in biology from the University of Wisconsin-LaCrosse in 1990 ... obtained a master's in sports medicine from the United States Sports Academy in 1992 ... served as the assistant athletic trainer/strength coach with the Indiana Pacers from 1994-98 ... a certified member of the National Athletic Trainers Association ... one of two athletic trainers for U.S.A. Basketball at the 2003 FIBA Olympic Qualifying Tournament ... in his fourth term as president of the NBATA Foundation Board ... he and wife Terri have

four children, Allison, Benjamin, Emma and Liam ... enjoys traveling to baseball games and has seen games in approximately 60 minor and major league ballparks.

ANTHONY FALSONE

COORDINATOR OF ATHLETIC PERFORMANCE

Enters his fifth season with the Spurs ... prior to joining the Silver and Black, served as the personal strength and conditioning coach for Houston Rockets center Yao Ming from 2005-11 and was the head strength & conditioning specialist for the Memorial Hermann Ironman Sports Medicine Institute from 2011-13 ... began his career under the tutelage of renowned strength and conditioning guru Tim Hallmark (long-time personal strength and conditioning coach to Evander Holyfield) ... served two years as the personal strength coach for NBA legend Hakeem Olajuwon before spending 10 years as head strength and conditioning coach for the Houston Rockets ... during his tenure with the Rockets, spent three seasons (1998-2000) as head strength and conditioning coach for the Houston Comets of the WNBA, earning three championships ... in 2004, worked with the Chinese Men's Olympic basketball team in preparation for the summer Olympiad in Athens, Greece ... again directed training for the Chinese Men's National Team in 2006 in preparation for the FIBA World Championships ... holds a bachelor's degree in kinesiology from Stephen F. Austin State University and earned a master's degree in fitness & human performance from the University of Houston-Clear Lake, studying under Dr. Eugene Coleman, EdD, (director of the Human Performance Institute and former strength and conditioning coach of the Houston Astros) ... holds the following certifications: Certified Strength & Conditioning Specialist (CSCS) (National Strength & Conditioning Association), USAW-Level 1 & USAW-L1SP (USA Weightlifting), Performance Enhancement Specialist (PES) (National Academy of Sports Medicine – NASM), Corrective Exercise Specialist (CES) – (National Academy of Sports Medicine – NASM), Precision Nutrition Level 1 Certified (PN1) and Level 1-FST.



PAUL WEST

ASSISTANT ATHLETIC TRAINER

In his fourth season with the Spurs as assistant athletic trainer ... originally born in Silver Spring, MD, but raised in Eugene, OR ... earned his bachelor's degree in athletic training from Linfield College in Oregon in 2010 ... also played basketball at Linfield ... completed an internship with the Seattle Seahawks in the summer of 2010 ... worked at the 2012 U.S. Olympic Track & Field trials in Eugene as a certified athletic trainer ... interned with the Spurs in the athletic training department during the 2012-13 season ... earned his master's degree in kinesiology with an emphasis in rehabilitation sciences in the spring of 2014 from San Diego State University.



DAVID R. SCHMIDT, M.D.

SPURS TEAM PHYSICIAN

Enters his 25th season with the Spurs ... named the 2004 NBA Team Physician of the Year by the National Basketball Trainers Association ... serves as the team physician for the Spurs as well as the University of Texas at San Antonio and Trinity University athletics ... on the medical staff for the Stars, Rampage, San Antonio Missions and several local high schools ... has a busy private practice where he concentrates on injuries of the knee ... specializes in ACL reconstruction, meniscus surgery, and cartilage restoration ... is a Fellow of the American Academy of Orthopaedic Surgeons, Board Certified by the American Board of Orthopaedic Surgery and holds a Certificate of Added Qualification in Sports Medicine ... serves as president of the NBA Physicians Association ... a founding Board Member and past Chairman of the San Antonio Sports Foundation and Valero Alamo Bowl ... served as the medical director for the 1989 AAU Junior Olympics and the 1995 U.S. Senior Sports Classic ... the medical coordinator for the 1993 U.S. Olympic Festival ... served on the medical staffs of the 1995 World University Games and the 1996 Olympic Games ... an adjunct professor in the department of orthopedics at the UT Health Science Center, where he was named the 2002 Distinguished Alumnus ... proud parent of daughter, Casey ... his son, Benjamin, a Marine Lance Corporal (LCpl) scout/sniper, was killed in the line of duty while serving in Afghanistan at the age of 24 on October 6, 2011.



BASKETBALL STAFF



DR. PAUL SAENZ, D.O.

SPURS TEAM PHYSICIAN

Now in his 20th season with the Spurs ... in 1988 became the city's first fellowship trained Primary Care Sports Medicine specialist ... founded Sportsmedicine Associates of San Antonio in 1992 ... also serves as the team physician for the San Antonio Missions, The University of the Incarnate Word and St. Mary's University and is company physician for Ballet San Antonio ... has served as a National Team physician for USA Track and Field, and in 2012 was appointed as the National Team physician for the Olympic gold medal winning Men's USA Basketball team... was a member of the medical staff for the 1996 Olympic Games, served as the Chief Medical Officer for the sport of boxing at the

1998 Goodwill Games and was the team physician for USA Modern Pentathlon at the 2004 Olympics ... holds clinical faculty appointments at The University of Texas Health Science Center at San Antonio Medical School, The University of North Texas Health Science Center and The University of the Incarnate Word School of Osteopathic Medicine ... was inducted into the Hispanic Sports Foundation Hall of Honor in 2015 ... selected as a St. Mary's University and Central Catholic High School Distinguished Alumnus ... selected as one of the state's "Top Docs" by Texas Monthly magazine and one of our own community's "Best Doctors" by San Antonio Magazine... has been married to his wife Becky for 34 years.



DR. RICHARD STEFFEN

SPURS TEAM PHYSICIAN

Entering his seventh season with the Spurs ... has also served as head team doctor for the Stars and Rampage since 2006, and became a team doctor for the UTSA Roadrunners in 2011 ... he is Board Certified in Orthopaedic Surgery, is a member of the American Academy of Orthopaedic Surgeons and has completed his fellowship in Sports Medicine ... received his medical training from The University of Miami School of Medicine in Miami, FL and performed his residency at Wilford Hall Medical Center at Lackland Air Force Base, TX.

BASKETBALL OPERATIONS SUPPORT STAFF



Jeremy Castleberry
Asst. Video Coordinator



Claudio Crippa
Director of International Scouting



Kris Davis
Basketball Communications Manager



Landry Fields
Pro Scout



Kelly Forbes
Athletic Performance Coach



Patrick Gaitley
Video Coordinator



Leslie Geise
Executive Asst. to Head Coach



April Hardy-Holley
Manager of Basketball Operations



Jordan Howenstine
Basketball Communications Coordinator



Tom James
Sr. Director of Communications



Scott McCartney
Director of Security



Niraj Mulji
Basketball Operations Manager



Analisa Rodriguez
Director of Player Services



Julio Rodriguez
Practice Facility Supervisor



Lorena Torres
SS&E Franchise Sports Science Coordinator



Travis Wade
Team Operations Manager

SPURS TELEVISION



BILL LAND

PLAY-BY-PLAY

In his 15th season as the play-by-play voice for Spurs TV ... joined Fox Sports Southwest in 1988 (when the network was known as Home Sports Entertainment) where he spent 28 years calling the action for 16 different sports ... has handled the play-by-play call for numerous Big 12 events, including football, baseball, softball, soccer, women's basketball and swimming and diving ... a life-long Cubs fan ... received his degree in mass communication in 1973 from Southern Illinois-Edwardsville ... his wife Gayle officiates college tennis ... the couple have two sons, Taylor and Cooper ... Taylor is an assistant basketball coach

at Saint Edwards University in Austin and Cooper serves as an assistant basketball coach at Roger State University in Claremore, Oklahoma ... prior to their coaching career they both played professional basketball in Australia.



SEAN ELLIOTT

ANALYST

Now in his 18th season in television after retiring following the 2000-01 campaign ... for the 14th consecutive year will serve as the primary analyst for Spurs television ... spent 11 of his 12 seasons with the Spurs ... in his NBA career, appeared in 742 regular season games, averaging 14.2 points, 4.3 rebounds and 2.6 assists per contest ... named an NBA All-Star in both 1993 and 1996 ... made NBA history on March 14, 2000, when he returned to the court after undergoing a kidney transplant on August 16, 1999 ... he and his wife, Claudia, were married in October of 2001.



ANDREW MONACO

STUDIO HOST AND SIDELINE REPORTER

In his 10th season as a full-time member of the Spurs broadcast team ... will serve as studio host for games on KENS and KMYS and will handle sideline duties and work in studio on Fox Sports Southwest broadcasts ... will also do play-by-play on select telecasts ... has been the play-by-play voice of the Stars since the team relocated to San Antonio in 2003 ... served as the voice of the Rampage from 2003-09 ... has worked nationally for Fox Sports, CBS Sports Network, NBCSN/Versus and Longhorn Network/ESPN ... joined the SS&E family after more than a decade in Orlando, primarily with the Orlando Magic organization

... he and his wife, Laura, have two children, Drew and Gina.



MATT BONNER

STUDIO ANALYST

In his second season as a member of the Spurs broadcast team ... after playing 10 seasons with the Spurs, made his TV debut as a studio analyst on Jan. 10, 2017 ... teams up with Andrew Monaco in the studio for all Spurs produced home broadcasts and select road contests ... in addition to his pre and post-game show duties, the two-time NBA Champion has a presence on Spurs digital properties and contributes his expertise to select Austin Spurs (NBA Development League) TV broadcasts.

2017-18 Television Broadcast Partners

KENS (CBS): Will broadcast a total of nine regular season games.

KMYS (CW): Will broadcast a total of two regular season games.

FOX Sports Southwest (FSSW): Will broadcast a total of 60 regular season games

Games broadcasted on KENS and KMYS will be distributed on the Spurs Television Network in the following markets: KBVO (Austin), KRIS/KDF (Corpus Christi), KMYL (Lubbock) and KIDZ/KIDY (Ablene & San Angelo).

SPURS RADIO



BILL SCHOENING

WOAI, 1200 AM

Now in his 17th season as the radio play by play voice of the Spurs ... came to the Spurs in 2001 after a 12-year stint with the Texas Longhorn Sports Network ... has called Major League Baseball and National Football League action as well as the NBA ... dabbles as a singer/songwriter and has released three original CD's... he and his wife Gerry have two sons, Eric and Karl.

For the 40th time in the Spurs 45-year history WOAI Radio (1200 AM) will broadcast every Spurs game ... Spurs broadcasts on WOAI Radio are heard in 38 states and Mexico thanks to the station's 50,000-watt clear channel signal ... WOAI serves as the flagship station of the Spurs Basketball Network, which includes the following stations: KVET (Austin), KEYS (Corpus Christi), KJTV (Lubbock) and KBYG (Big Spring).



PAUL CASTRO

KCOR, 1350 AM

Now in his 25th season as the Spanish voice of the Spurs ... joined the organization in October of 1994 after spending four seasons as Portland Trail Blazers Spanish broadcaster ... has called seven NBA Finals series, all six of the Spurs Finals appearances and the 1992 Finals featuring the Trail Blazers vs. Chicago Bulls ... a 1990 graduate of Oregon State University ... was born in San Miguel De Allende, Mexico and raised in both Mexico and Oregon.

SAN ANTONIO SPURS 2017-18

SILVER DANCERS

Alexa E



Alexa P



Alexis B



Alexis F



Jenna



Jessica



Julianne



Katelyn



Brittany



Carolyn



Erika



Indey



Lauren



Leah



Melissa



Tomo





THE COYOTE

HEIGHT: About as tall as David Robinson | WEIGHT: Prefers Not To
SEASON: Thirty Fourth | SPECIES: Entertainus Carnivorous
VACCINATIONS: Current

**MASCOT
2!**

SIGNED BY THE SAN ANTONIO SPURS AS A FLEA AGENT IN JUNE OF 1983

BIO:

Voted 2014 NBA Mascot of the Year ... Won NBA Video Skit of the Year in 2007, 2010, 2014, and 2015... Inducted into the Mascot Hall of Fame in 2007 ... Named Mascot of the Year by GameOps.com in 2006 ... Named the NBA's MVV (Most Valuable Varmint) for the 23rd time in his career in 2015-16... Always golfs with an extra sock in his pocket in case he gets a hole in one... Admits living in Bexar County scares him.

MEMORABLE MOMENTS:

On April 13th, 1983, the Spurs defeated the Los Angeles Lakers twice following their regularly scheduled game and a redo of their prior match-up's final moments. This marked both The Coyote's first-ever appearance and the night he became the only NBA mascot to ever work a double-header ... Saturday, March 30, 1991 Coyote marries Mrs. Coyote ... In 2005, The Coyote became the first mascot to be ejected from a game... Texas Governor Rick Perry later pardoned him ... During the 2012 NBA All-Star Weekend in Orlando, The Coyote broke the Guinness World Record for most under-the-leg dunks in a minute for a group of five ... He might've left his heart in San Francisco, but he lost his eyes at a Spurs game in April 2014.

MAKE YOUR NEXT EVENT SPUR-IFIC!

Don't like going to the dentist? Dinner with the in-laws? Hosting a poetry reading? The Coyote can make any event a slam-dunk! In addition to his game night duties, The Coyote is available for community events, school shows, birthday parties, and other outings.

For information on inviting Coyote to your next event go to **Spurs.com/Coyote**

EMERGENCY CONTACT:

H-E-BUDDY

Director of Bagging Operations, HEB
210-822-0156

FOLLOW COYOTE:

@SpursCoyote
#PantsOptional



silver & black GIVE BACK

Silver & Black Give Back is the non-profit partner of Spurs Sports and Entertainment empowering youth through service and sports.

To learn more about Silver & Black Give Back, please visit sbg.org or follow us on social at [@sbgofficial](https://twitter.com/sbgofficial)

Silver & Black Give Back is a 501(c)(3) public charity investing within San Antonio in partnership with the entire Spurs Sports & Entertainment family of teams: the Spurs (NBA), Stars (WNA), Rampage (AHL), SAFC (USL) and Austin Spurs (NBA G League).

Silver & Black Give Back Programs



The 2017-2018 season marks the eighth year of the Team Up Challenge program.

The Team Up Challenge provides funding for youth-led service projects that better the community by encouraging students to be civically-minded in partnership with schools and non-profits. This season Silver & Black Give Back is awarding up to \$250,000 to be distributed amongst the participating organizations.

Scholars

The Scholars program is available to all local San Antonio college students. Selected students serve as mentors for the K-12 and non-profit students participating in the Team Up Challenge, encouraging them and advising them through the entire season. The Scholars additionally provide guidance on applying to college and lead a campus tour to encourage the kids to aspire to a college education.

Junior Review Committee

The Junior Review Committee is compiled of selected 12-18 year old students who have previously participated in the Team Up Challenge. These students are part of the fund allocation process and conduct site visits to all of our selected organizations. This "to students, by students" model exemplifies empowerment of the next generation.



Our youth sports leagues teach essential character traits and positive values through teamwork and competition in a fun, safe environment. Skills like leadership, accountability, responsibility, teamwork and communication are all learned on the court as young people work together to accomplish a common goal.

The Spurs Youth Basketball League (SYBL) was founded in the 1989-1990 season as the Drug Free League by Spurs Head Coach Gregg Popovich and Kid Sports Network founder Frank Martin, to achieve those very goals. For more than 25 years, SYBL has grown immensely and has had over 350,000 kids participate.



Operation Renovation

Operation Renovation supports safe places to play and learn for all kids and their families by awarding capital improvement grants. In the 2017-2018 season Silver & Black Give Back will continue to award funding to improve the infrastructure at youth serving organizations throughout San Antonio and the communities.



silver & black GIVE BACK

Our fundraising efforts provide the community opportunities to purchase unique items and gain access to exclusive experiences that fully support Silver & Black Give Back programs.

Support Our Programs

By purchasing exclusive Silver & Black Give Back merchandise you are directly supporting the children participating in our programs. Annually, we offer one-of-a-kind merchandise like Fiesta medals and Spurs calendars for purchase in-game at section 105 and online for fans at sbgb.org.

Our auctions, held throughout the year, give fans the opportunity to bid on priceless sports memorabilia and exclusive fan experiences. Fans can learn about our auctions through email promotions, and online via social media. Our auctions are available online and can be found at sbgb.org.



2016-2017 Fiesta Medals



2016-2017 Spurs Calendar



2016-2017 Spurs Auction

#PowerToEmpower

sbgb.org

@SBGBOfficial



silver & black GIVE BACK

THANK YOU TO OUR STARTING LINEUP

Investing In Our Impact

Without the dedication, commitment and support of San Antonio's corporate and individual philanthropic generosity Silver & Black Give Back would not have the opportunity to engage, grow and lead the children in our programs.

The Starting Lineup is a dedicated group of donors who contribute annual large-scale gifts that support our programs. Silver & Black Give Back hosts several donor appreciation events throughout the year that offer them the opportunity to interact with our players and coaches in unique settings.

On behalf of the empowered youth who participate in our programs, we would like to extend a special thank you to our Starting Lineup!

Together, we have the power to empower



Paula & Jim Callaway



Mary Nelson



Robert Brown



San Antonio Area Foundation
John L. Santikos Charitable Foundation

The San Antonio Rampage begin the 2017-18 campaign in their 16th consecutive season in the American Hockey League and third season as the top affiliate of the National Hockey League's Colorado Avalanche... the 2017-18 season will serve as a transitional year for the Rampage as San Antonio inked a five-year deal with the St. Louis Blues on Oct. 10, securing a partnership that starts with the 2018-19 season and runs through the 2022-23 season... Prior to affiliation with Colorado, the Silver and Black were affiliated with the Florida Panthers (2002-05 and 2011-15) and the Phoenix Coyotes (2005-11)... The Colorado Eagles of the East Coast Hockey League return as a secondary affiliate of the Avalanche and Rampage after signing a deal in the summer of 2015... San Antonio is one of 30 teams seeking to play into early June and ultimately hoist the AHL's Calder Cup... Over the course of a 76-game season, the Silver and Black will face off against 14 different opponents, all within the Western Conference... The Rampage compete in the Pacific Division along with seven other teams and will face their in-state rival the Texas Stars 14 times... The 2016-17 season featured a handful of AHL accolades thanks to goaltender Spencer Martin and forward A.J. Greer... both Martin and Greer were selected for the AHL All-star Classic, the first time in franchise history that two rookie players were selected to represent the team... Additionally, Martin is the first Rampage goaltender to be selected for the Classic in franchise history... Greer was also selected as the winner of the Yanick Dupré Memorial Award as the 2016-17 IOA/American Specialty AHL Man of the Year... This award has been presented annually since 1998 to an AHL player for his outstanding contributions to his local community and charitable organizations... San Antonio finished the 2016-17 season 27-42-5-2, falling short of a playoff bid... In a battle against childhood cancer, the Rampage will begin their ninth season of the Face Off Against Kids Cancer program... The children and their Rampage "buddies" will participate in a series of events throughout the season with the goal of forming lasting relationships, while raising awareness for childhood cancer in the San Antonio community... Since the inception of the program, the Rampage players and staff have befriended over 135 buddies and their families, while raising more than \$90,000 for organizations that work to bring awareness and funds to the fight against pediatric cancer.



ERIC VEILLEUX


HEAD COACH



Veilleux (VAY-you) finished his first season in the American Hockey League with the San Antonio Rampage, finishing 27-42-5-2 and falling short of a playoff bid before joining the Rampage spent two seasons with the Norfolk Admirals, first as an assistant in the AHL during the 2014-15 season and then as the head coach when the team moved to the ECHL for the 2015-16 campaign ... a Quebec City, Que. native, has spent the majority of his coaching career in the Quebec Major Junior

Hockey League (QMJHL), where he accumulated 346 wins in 598 games with the Shawinigan Cataractes (2005-12)

and Baie-Comeau Drakkar (2012-14), posting a .579 win percentage ... his teams made the playoffs in each of his nine seasons as a head coach in the QMJHL, advancing to the President's Cup Final three times, once with Shawinigan in 2009 and twice with Baie-Comeau in 2013 and 2014 ... in his final season with Shawinigan in 2012, he led the Cataractes to the franchise's first-ever Memorial Cup ... after becoming the head coach of Baie-Comeau the following season, he coached the Drakkar to two consecutive finals appearances with a 46-20 record and a .697 win percentage in 2013-14, earning the Ron Lapointe Trophy for the QMJHL's Coach of the Year ... prior to coaching, played seven seasons in the AHL, a career that included three seasons with the Avalanche's AHL affiliate, the Cornwall Aces during the 1995-96 campaign and the Hershey Bears from 1996-98.





The Austin Spurs finished the 2016-2017 season 25-25 (.500) led by head coach Ken McDonald and assistant coaches AJ Diggs, Mitch Johnson and Joseph Kuhl ... over the season, the Spurs produced two NBA call-ups (Hollis Thompson, Patricio Garino) and a NBA G League All-Star (Cory Jefferson) ... several San Antonio Spurs assignees contributed to Austin's success during the season, including Bryn Forbes, Davis Bertans, and San Antonio's 2016 first round draft pick Dejounte Murray ... Forbes led Austin in points per game, averaging 23.3 points in 35.4 minutes in 19 games played ... he ranked seventh in the league for three-point field goal percentage (45.9) ... Murray led the team in assists, averaging 6.2 a game, as well as steals, averaging 2.00 a game ... former Austin Spurs head coaches include the late Dennis Johnson (2005-07), who was inducted into the Basketball Hall of Fame in 2010, Quin Snyder (2007-10), who is now the Utah Jazz head coach, and current Jazz assistant coach Brad Jones (2010-12) ... Austin joined the D-League on May 4, 2005, when the Columbus Riverdragons moved from Georgia to Texas ... Spurs Sports & Entertainment purchased the team on June 28, 2007 ... the Spurs enjoyed their best season in franchise history in 2011-12, capped off by winning their first NBA D-League Championship by defeating the Los Angeles D-Fenders in a best-of-three series ... the NBA Development League is the NBA's official minor league, preparing players, coaches, officials, trainers, and front-office staff for the NBA while acting as the league's research and development laboratory ... featuring 22 teams with direct affiliations with NBA franchises for the 2016-17 season, the league offers elite professional basketball at an affordable price in a fun, family-friendly atmosphere ... an all-time high 38 percent of all NBA players at the end of the 2015-16 season boasted NBA D-League experience ... in fostering the league's connection to the community, its teams, players and staff promote health and wellness, support local needs and interests, and assist in educational development through NBA D-League Cares programs ... for more information on the Austin Spurs, contact the team's front office at (512) 236-8333.



BLAKE AHEARN

HEAD COACH

Ahearn was named head coach of the Austin Spurs on Aug. 1, 2017 ... joins the Spurs after serving one season as the head coach of his high school alma mater, De Smet Jesuit in St. Louis, Missouri. Prior to that he spent one season as the head coach at Clayton High School in St. Louis ... played professionally for eight seasons, including a three-game stint with the San Antonio Spurs during the 2008-09 season. ... over the course of three seasons he appeared in a total of 22 NBA games between San Antonio,

Miami and Utah ... also spent time in the NBA G League where he was a two-time First Team selection (2009 and 2012) and was named the 2008 Rookie of the Year ... in 2015 he won an NBA G League Championship with the Santa Cruz Warriors ... also played professionally in Spain, Italy, China, Ukraine and Puerto Rico ... the St. Louis native played collegiately at Missouri State University from 2003-07 ... is the NCAA's all-time leader in free throw percentage, connecting on 94.6 percent (435-460) of his shots from the foul line ... also holds the single-season record, shooting 97.5 percent (117-120) from the free throw line during the 2003-04 season as a freshman ... was named the Missouri Valley Conference Freshman of the Year in 2004 and earned All-MVC First Team honors his junior and senior seasons.





San Antonio FC clinched its first ever playoff berth in the 2017 season, while also recording the league's best road record (9-3-4)...the club recorded a season-high 14-game unbeaten streak to start the season and also tied the USL record of five straight road wins...SAFC midfielder Billy Forbes was named the USL Player of the Month for April...SAFC was the last professional team in North America to lose a match in 2017...posted a 10-12-8 record during the 2016 USL season ... Darren Powell finished his first season as head coach of SAFC and recorded his first win on April 3 at Seattle thanks to a 3-0 victory over Sounders FC 2 ... SAFC midfielder Rafa Castillo forward Franck Tayou led the team with five goals apiece while Carlos Alvarez collected seven assists en route to a 10th place finish in the USL Western Conference standings ... goalkeeper and San Antonio native Matt Cardone saved four of five penalty kicks he faced and was named Player of the Week on August 30, marking the first SAFC player to earn that

In December of 2015 the City of San Antonio and Bexar County, in partnership with Spurs Sports & Entertainment, announced their purchase of Toyota Field from local businessman Gordon Hartman ... in January of 2016, Spurs Sports & Entertainment announced their plans to field a USL franchise in the 2016 season, and were awarded the 31st franchise in the United Soccer League ... that same day, "USL San Antonio" named Darren Powell as the club's very first head coach ... later that month, former USL President and current Vice President of Orlando City SC (MLS) was named as a Spurs Sports & Entertainment Vice President and Managing Director of the SS&E owned soccer team ... on February 4, SS&E announced the club name would be San Antonio FC, and also revealed the logo and meaning behind it ... SAFC announced its first two partners, Nike and Toyota in February of 2016, revealing that Toyota Field would remain the stadium's name and all SAFC gear would be supplied by Nike ... on February 2, San Antonio FC signed its first player ever, Carlos Alvarez, and began the process of putting together a squad to compete in the 2016 USL season starting in April of 2016 ... the club won its inaugural match 3-0 over Seattle Sounders FC 2 on April 3 and set a new Toyota Field attendance record on April 9 during San Antonio's home opener, drawing 8,466 fans ... the USL schedule typically runs from March to November ... for more information on San Antonio FC, contact the communications department at 210-444-5189.

DARREN POWELL

HEAD COACH



In January of 2016, Darren Powell was introduced to San Antonio as the first ever head coach of the later named San Antonio FC ... he became the face of a new franchise in San Antonio and began working towards putting his roster and staff together for the 2016 USL season...in his second season he led SAFC to the club's first-ever playoff berth while also recording a season-high 14-game unbeaten streak to start the season ... in his first season, led San Antonio FC to a 10-12-8 (W-L-D) record and a 10th place finish in the USL Western Conference standings ... under his reign, SAFC has had one player named Player of the Month (Billy Forbes) and two players named Player of the Week (Matt Cardone, Cesar Elizondo) and had nine players named to the USL Team of the Week at least once... joined SAFC from MLS side Orlando City SC where he was the club's academy director ... led all aspects of the Orlando City Academy from its inception after OCSC was awarded an MLS expansion spot ... Powell would help develop the style of play between all age groups in the academy that would match the MLS first team ... prior to his time with Orlando City, he was the head coach of Elon University since December 2004 ... during his tenure, the program produced 45 All-Southern Conference performers, four conference players of the year and two league freshmen of the year ... was named the SoCon's Coach of the Year four times ... joined Elon after serving four seasons as an assistant coach at Southern Conference rival UNC Greensboro ... during his four seasons at UNCG, the Spartan program posted a 55-26-3 mark and became the nation's top-ranked program during the regular season in 2004 ... he assisted in all aspects of the program, including recruiting, scheduling and academic development ... was honored as one of the top NCAA Division I assistant coaches by College Soccer News and coached three MLS players ... prior to joining the Spartan staff, he headed the Greensboro College men's soccer program for three seasons, posting a 50-12-3 ledger ... led the Pride to the NCAA Division III finals in 1998 and Dixie Conference titles in 1998, 1999 and 2000 ... following a four-year collegiate career at UNC Greensboro, he played professionally for the Carolina Dynamo USISL team, the Raleigh Flyers A-League team and the Wilmington Hammerheads USISL team from 1995-1999 ... at UNCG, he helped the Spartans



to two NCAA Tournament appearances in 1993 and 1994 ... was a two-time captain, team MVP and All-South Region selection as well as a three-time All-Big South Conference honoree ... became the first Spartan player to score over 100 career points at the Division I level ... graduated from UNC Greensboro in 1995 with a bachelor's degree in leisure studies ... he and his wife, Elise, have two children - Naomi and Caleb.

AT&T CENTER

As the premier entertainment venue in South Texas, the AT&T Center opened in November of 2002. The AT&T Center was built by the initiatives of a public-private venture amongst Bexar County, the Coliseum Advisory Board, the San Antonio Livestock Show & Rodeo and Spurs Sports & Entertainment. The facility hosts four anchor tenants: the NBA Spurs, the AHL Rampage, the WNBA Stars and the San Antonio Stock Show & Rodeo. Additionally, the venue attracts a multitude of concerts, family shows and special events. In 14 years of operation, the AT&T Center has hosted over 1,000 events with entertaining in excess of 15 million guests. George Strait, the Rolling Stones, Billy Joel & Elton John, The Police, Luciano Pavarotti, George Lopez, Cirque du Soleil, Lady Gaga, Justin Bieber, Garth Brooks and Bon Jovi are just a few of the musical acts that have visited the AT&T Center. Other events include NCAA Basketball, WWE Royal Rumble, Walking with Dinosaurs and the Harlem Globetrotters.

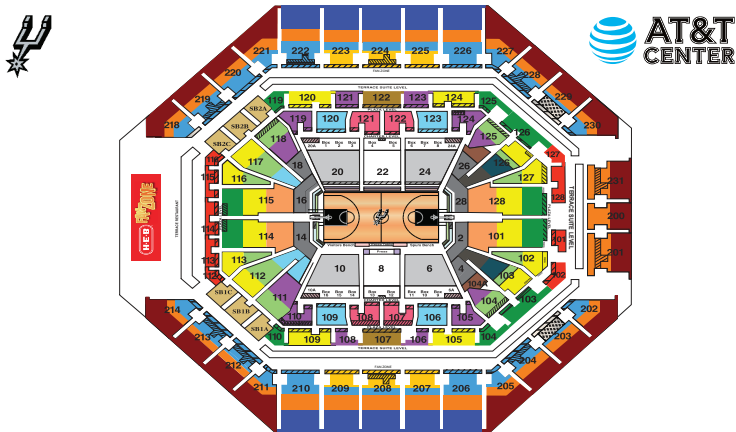


The AT&T Center recently underwent a \$100+ million renovation to enhance the fan experience at all levels of the Bexar County-owned arena. Renovations to the AT&T Center included all new seating arena-wide, along with infrastructure and technology improvements. Technology enhancements to the AT&T Center were prevalent arena-wide with the installation of high definition televisions and LED signage throughout the arena. The addition of LED displays to the NE, SE and SW ticket towers give the exterior a striking new look and provide the ability to showcase game action, event highlights and promotional messaging. The centerpiece of the technology updates is the installation of a brand new center-hung video board that will provide a state-of-the-art, high-definition display and have more than four times the viewable area of the previous board. A new audio system and improved Wi-Fi capabilities round out the technology enhancements that will help elevate and create a more immersive fan experience. Infrastructure improvements included expanded and updated concourses, enhancements to the arena entrances and updates to all the suites. There is something new for everyone at all levels of the AT&T Center.

The AT&T Center offers diverse events to the San Antonio community and all of South Texas thanks in part to its various seating capabilities, building configurations, curtaining system and technology upgrades. Configurations from an ice show, to basketball, to rodeo, to boxing, to theater can all be accomplished at the AT&T Center. To leverage its ancillary meeting spaces and exhibition/trade configurations, the AT&T Center offers MSEs, Meetings and Special Events, throughout the year. This additional amenity further illustrates the facility's full-service approach and has resulted in non-traditional bookings such as Toyota's 2007 National Dealer Meeting and Product Launch, Ford's Customer Appreciation Concert with Toby Keith, and AT&T's 2007 National Leadership Meeting.

Built in a "ranch tech" style, the AT&T Center is designed to present a sense of place, both inside and out. The external view, in addition to its distinctive architecture, features park-like landscaping that's both visually appealing and environmentally friendly. Inside, the design continues to capture the South Texas ambiance with festive colors and imaginative details. Adding to the interior appeal of the AT&T Center is a collection of fine art commissioned by Spurs owners Peter and Julianna Holt. The diverse collection is valued in excess of one million dollars and features Texas modern and basketball styled themes.

"We are enormously proud of the AT&T Center and what it brings to the community," said Holt, chairman of Spurs Sports & Entertainment. "We're proud to provide South Texas with some of the best sports and entertainment available anywhere in the US."





2016-17
SEASON IN REVIEW



2016-2017 REGULAR SEASON STATISTICS

PLAYER	-- SINGLE-GAME HIGHS --					AVERAGE PER GAME					--CAREER HIGHS (C=SET, T=TED THIS SEASON)--										
	MIN	REB	AST	STL	BLK	PTS	TO	BLK	PTS	FG	FGA	FT	FTA	REB	AST	PTS					
Leonard	46	12	7	6	7	3	41	33.4	5.8	3.5	1.80	2.1	0.74	25.5	15C	30C	15C	15T	16	7T	41C
Aldridge	44	14	6	3	5	5	33	32.4	7.3	1.9	0.64	1.4	1.22	17.3	17	31	16	19	25	8	44
Gasol	38	14	6	3	5	4	24	25.4	7.8	2.3	0.38	1.3	1.09	12.4	17	30	15	20	22	14	46
Parker	33	6	12	3	4	1	22	25.2	1.8	4.5	0.54	1.4	0.03	10.1	22	36	14	17	12	17	55
Mills	37	8	10	4	1	1	23	21.9	1.8	3.5	0.81	1.3	0.04	9.5	14	26	8	9	10	12	34
Ginobili	27	8	8	4	5	3	19	18.7	2.3	2.7	1.19	1.4	0.23	7.5	16	27	18	19	15	15	48
Green	38	8	6	4	4	1	18	26.6	3.3	1.8	1.03	1.1	0.84	7.3	12	21	9	10	12	7	33
Lee	36	16	6	2	4	2	18	18.7	5.6	1.6	0.39	1.0	0.51	7.3	16	29	12	14	22	11	37
Simmons	38	6	5	3	4	2	20	17.9	2.1	1.6	0.60	1.0	0.32	6.2	8C	19C	7C	9	7	5C	20C
Dedmon	32	17	3	3	4	4	17	17.5	6.5	0.6	0.49	0.8	0.80	5.1	9	14	8	8	17C	3C	18
Bertans	39	6	4	2	2	2	21	12.1	1.5	0.7	0.30	0.5	0.42	4.5	7C	14C	7C	8C	6C	4C	21C
Murray	34	6	6	1	4	2	24	8.5	1.1	1.3	0.21	1.0	0.16	3.4	7C	11C	7C	7C	6C	6C	24C
Anderson	38	10	6	5	3	2	14	14.2	2.9	1.3	0.71	0.5	0.36	3.4	7	14	6C	6C	11	7	15
Laprovittola	22	4	5	2	3	1	11	9.7	0.6	1.6	0.22	1.1	0.06	3.3	4C	6C	3C	3C	4C	5C	11C
Forbes	29	3	6	1	3	0	27	7.9	0.6	0.7	0.03	0.3	0.00	2.6	10C	19C	3C	3C	3C	6C	27C
Anthony	30	9	1	1	1	2	7	6.4	1.6	0.2	0.11	0.2	0.32	1.3	6	9	7	8	16	3	13
SPURS	265	59	38	14	23	15	134	241.5	43.9	23.8	7.99	13.4	5.90	105.3	68	127	45	57	75	50	171
OPPONENTS	265	55	32	14	23	11	119	241.5	41.5	21.8	7.49	14.4	4.06	98.1	68	130	46	58	77	51	166

DATE	TRANSACTION
June 23	Drafted Dejourne Murray
July 14	Re-signed Manu Ginobili and signed Pau Gasol, Dejourne Murray, Davis Bertans, Dewayne Dedmon, Bryn Forbes and Ryan Arcidiacono
July 22	Signed Livio Jean-Charles
July 29	Signed Patricio Garino
Aug. 2	Signed David Lee
Sept. 26	Signed Nico Laprovittola, Ryan Richards and Joel Anthony, hired Will Hardy as assistant coach
Sept. 29	Waived Ryan Richards
Oct. 22	Waived Joel Anthony, Ryan Arcidiacono, Patricio Garino and Livio Jean-Charles
Nov. 2	Assigned Dejourne Murray to Austin Spurs
Nov. 3	Recalled Dejourne Murray from Austin Spurs
Nov. 6	Assigned Bryn Forbes, Danny Green and Dejourne Murray to Austin Spurs
Nov. 7	Recalled Bryn Forbes, Danny Green and Dejourne Murray from Austin Spurs
Nov. 13	Assigned Davis Bertans, Bryn Forbes and Dejourne Murray to Austin Spurs
Nov. 14	Recalled Davis Bertans, Bryn Forbes and Dejourne Murray from Austin Spurs
Nov. 15	Assigned Dejourne Murray to Austin Spurs, recalled Dejourne Murray from Austin Spurs
Nov. 19	Assigned Bryn Forbes and Dejourne Murray to Austin Spurs
Nov. 20	Recalled Bryn Forbes and Dejourne Murray from Austin Spurs
Nov. 27	Assigned Bryn Forbes, Nico Laprovittola and Dejourne Murray to Austin Spurs
Nov. 29	Recalled Bryn Forbes, Nico Laprovittola and Dejourne Murray from Austin Spurs
Dec. 3	Assigned Davis Bertans and Dejourne Murray to Austin Spurs
Dec. 4	Recalled Davis Bertans from Austin Spurs
Dec. 18	Assigned Bryn Forbes to Austin Spurs
Dec. 22	Recalled Bryn Forbes and Dejourne Murray from Austin Spurs
Dec. 27	Waived Nico Laprovittola
Dec. 27	Assigned Bryn Forbes to Austin Spurs
Jan. 2	Recalled Bryn Forbes from Austin Spurs
Jan. 3	Assigned Bryn Forbes to Austin Spurs
Jan. 6	Assigned Dejourne Murray to Austin Spurs
Jan. 7	Recalled Dejourne Murray from Austin Spurs
Jan. 8	Assigned Dejourne Murray to Austin Spurs
Jan. 9	Recalled Dejourne Murray from Austin Spurs
Jan. 14	Recalled Bryn Forbes from Austin Spurs
Jan. 23	Signed Joel Anthony to 10-day contract
Feb. 2	Signed Joel Anthony to second 10-day contract
Feb. 3	Assigned Bryn Forbes and Dejourne Murray to Austin Spurs
Feb. 4	Recalled Bryn Forbes and Dejourne Murray from Austin Spurs
Feb. 6	Assigned Bryn Forbes to Austin Spurs
Feb. 10	Recalled Bryn Forbes from Austin Spurs
Feb. 12	Signed Joel Anthony to rest-of-season contract
Feb. 22	Assigned Bryn Forbes to Austin Spurs
Mar. 5	Assigned Davis Bertans and Dejourne Murray to Austin Spurs
Mar. 6	Recalled Davis Bertans and Dejourne Murray from Austin Spurs
Mar. 8	Recalled Bryn Forbes from Austin Spurs
Mar. 26	Assigned Davis Bertans and Bryn Forbes to Austin Spurs
Mar. 27	Recalled Davis Bertans and Bryn Forbes from Austin Spurs

SPURS 2016-17 HIGH GAMES

PLAYER	MINUTES	FIELD GOALS	FREE THROWS	OFFENSIVE	REBOUNDS DEFENSIVE	TOTAL	ASSISTS	STEALS	TURNOVERS	BLOCKED SHOTS	POINTS
LAMARCUS ALDRIDGE	44 MAR. 4 vs Minn.	15 DEC. 25 vs Chi.	10 DEC. 18 vs N.O.	8 OCT. 25 at G.S.	11 NOV. 11 vs Det.	14 (4) MAR. 3 at N.O.	6 (4) JAN. 21 at Clev.	3 (3) APR. 12 at Utah	5 (2) FEB. 10 at Det.	5 MAR. 29 vs G.S.	33 DEC. 25 vs Chi.
KYLE ANDERSON	38C APR. 7 at Dall.	6 JAN. 23 at Brk.	6C DEC. 6 at Minn.	3C NOV. 11 vs Det.	8 (2) APR. 7 at Dall.	10 APR. 7 at Dall.	6 MAR. 11 vs G.S.	5T DEC. 22 at LA-C	3 FEB. 2 vs Phil.	2T(3) APR. 7 at Dall.	14 JAN. 23 at Brk.
JOEL ANTHONY	30 APR. 7 at Dall.	2 (3) APR. 7 at Dall.	3 APR. 7 at Dall.	2 FEB. 2 vs Phil.	8 APR. 7 at Dall.	9 APR. 7 at Dall.	1 (3) APR. 7 at Dall.	1 (2) MAR. 11 vs G.S.	1 (4) APR. 7 at Dall.	2 APR. 7 at Dall.	7 APR. 7 at Dall.
DAVIS BERTANS	39C APR. 7 at Dall.	7C APR. 7 at Dall.	7C JAN. 7 vs Cha.	3C(2) APR. 7 at Dall.	6C DEC. 10 vs Brk.	6C(2) FEB. 2 vs Phil.	4C DEC. 14 vs Bos.	2C(3) APR. 7 at Dall.	2C(7) APR. 5 vs LA-L	2C(6) at Port.	21C JAN. 7 vs Cha.
DEWAYNE DEDMON	32C FEB. 10 at Det.	8 FEB. 10 at Det.	5 OCT. 30 at Miami	6 MAR. 25 vs N.Y.	12C FEB. 10 at Det.	17C FEB. 10 at Det.	3C(3) FEB. 26 at LA-L	3T JAN. 31 vs OKC.	4C MAR. 13 vs Atl.	4 (2) FEB. 24 at LA-C	17 FEB. 10 at Det.
BRYN FORBES	29C APR. 7 at Dall.	10C APR. 7 at Dall.	3C APR. 7 at Dall.	1C(2) MAR. 29 vs G.S.	3C APR. 7 at Dall.	3C APR. 7 at Dall.	6C APR. 7 at Dall.	1C OCT. 29 vs N.O.	3C APR. 5 vs LA-L	0C APR. 5 vs LA-L	27C APR. 7 at Dall.
PAU GASOL	38 JAN. 1 at Atl.	10 (2) NOV. 16 at Sac.	8 (2) MAR. 1 vs Ind.	5 (4) MAR. 25 vs N.Y.	12 (2) APR. 10 at Port.	14 DEC. 18 vs N.O.	6 (4) JAN. 12 vs LA-L	3 NOV. 23 at Cha.	5 MAR. 11 vs G.S.	4 (2) MAR. 13 vs Atl.	24 NOV. 16 at Sac.
MANU GINOBILI	28 OCT. 30 at Miami	7 MAR. 8 vs Sac.	8 JAN. 14 at Phoe.	4 NOV. 29 vs Orl.	6 DEC. 30 vs Port.	7 DEC. 30 vs Port.	8 MAR. 31 at OKC.	4 DEC. 5 at Milw.	5 OCT. 30 at Miami	3 DEC. 28 vs Phoe.	19 MAR. 8 vs Sac.
DANNY GREEN	38 MAR. 4 vs Minn.	6 (2) DEC. 30 vs Port.	5 NOV. 21 vs Dall.	4 (2) MAR. 29 vs G.S.	7 (2) FEB. 6 at N.O.	8 FEB. 6 at Mem.	6 NOV. 18 at LA-L	4 (3) JAN. 17 vs Minn.	4 MAR. 9 at OKC.	4 (2) MAR. 27 vs Clev.	18 DEC. 30 vs Port.
NICOLAS LAPROVITTO	22C(2) NOV. 5 vs LA-C	4C(2) DEC. 6 at Minn.	3C OCT. 29 vs N.O.	1C NOV. 5 vs LA-C	4C OCT. 29 vs N.O.	4C OCT. 29 vs N.O.	5C(2) DEC. 5 at Milw.	2C DEC. 2 vs Wash.	3C(2) DEC. 6 at Minn.	1C DEC. 10 vs Brk.	11C NOV. 5 vs LA-C
DAVID LEE	36 JAN. 21 at Clev.	8 (2) MAR. 8 vs Sac.	4 (4) APR. 7 at Dall.	7 NOV. 25 at Bos.	11 JAN. 19 vs Den.	16 JAN. 19 vs Den.	6 APR. 5 vs LA-L	2 (6) MAR. 31 at OKC.	4 (2) JAN. 12 vs LA-L	2 (7) APR. 10 at Port.	18 (2) MAR. 8 vs Sac.
KAWHI LEONARD	46C JAN. 21 at Clev.	15C JAN. 21 at Clev.	15C OCT. 25 at G.S.	4 (4) FEB. 2 vs Phil.	12T APR. 4 vs Mem.	12 (3) APR. 4 vs Mem.	7T(2) APR. 2 vs Utah	6 MAR. 4 vs Minn.	7C DEC. 20 at Hou.	3 (2) JAN. 10 vs Milw.	41C JAN. 21 at Clev.
PATTY MILLS	37 (2) MAR. 15 vs Port.	9 NOV. 30 at Dall.	5 NOV. 25 at Bos.	2 (2) JAN. 21 at Clev.	7 JAN. 29 vs Dall.	8 JAN. 29 vs Dall.	10 (2) MAR. 8 vs Sac.	4 OCT. 25 vs G.S.	4 (3) MAR. 25 vs N.Y.	1 (3) MAR. 23 vs Mem.	23 (2) DEC. 23 at Port.
DEJOUNTE MURRAY	34C JAN. 19 vs Den.	7C(2) JAN. 21 at Clev.	7C JAN. 19 vs Den.	1C(6) MAR. 9 at OKC.	5C(2) MAR. 9 at OKC.	6C(2) MAR. 9 at OKC.	6C MAR. 1 vs Ind.	1C(8) MAR. 8 vs Sac.	4C(2) JAN. 3 vs Tor.	2C JAN. 3 vs Tor.	24C JAN. 19 vs Den.
TONY PARKER	33 (2) JAN. 10 vs Milw.	10 (3) JAN. 5 at Den.	7 APR. 2 vs Utah	2 DEC. 18 vs N.O.	6 JAN. 31 vs OKC.	6 JAN. 31 vs OKC.	12 FEB. 10 at Det.	3 FEB. 4 vs Den.	4 (3) APR. 2 vs Utah	1 (2) JAN. 27 at N.O.	22 JAN. 1 at Atl.
JONATHON SIMMONS	38C APR. 7 at Dall.	8C OCT. 25 at G.S.	7C DEC. 30 vs Port.	2T(2) JAN. 31 vs OKC.	5 (2) APR. 7 at Dall.	6 JAN. 31 vs OKC.	5C JAN. 7 vs Cha.	3C(4) MAR. 9 at OKC.	4 (2) JAN. 14 at Phoe.	2C(2) DEC. 30 vs Port.	20C OCT. 25 at G.S.
SPURS High Games	265 (5) APR. 4 vs Mem.	51 JAN. 5 at Den.	28 JAN. 17 vs Minn.	21 (2) FEB. 12 at N.Y.	45 FEB. 2 vs Phil.	59 FEB. 2 vs Phil.	38 DEC. 10 vs Brk.	14 NOV. 9 vs Hou.	23 MAR. 13 vs Atl.	15 JAN. 3 vs Tor.	134 JAN. 12 vs LA-L
SPURS Low Games	240 (77) APR. 12 at Utah	28 NOV. 29 vs Orl.	4 (2) APR. 5 vs LA-L	2 NOV. 12 at Hou.	24 MAR. 21 at Minn.	33 (2) MAR. 21 at Minn.	11 FEB. 6 at Mem.	2 (3) MAR. 18 at Mem.	6 MAR. 23 vs Mem.	1 (3) FEB. 12 at N.Y.	74 FEB. 6 at Mem.
OPPONENTS High Games	265 (5) APR. 4 vs Mem.	48 JAN. 27 at N.O.	36 JAN. 17 vs Minn.	20 (2) MAR. 11 vs G.S.	40 (3) MAR. 3 at N.O.	55 MAR. 4 vs Minn.	32 (2) JAN. 10 vs Milw.	14 NOV. 14 vs Miami	23 MAR. 21 at Minn.	11 FEB. 6 at Mem.	119 JAN. 27 at N.O.
OPPONENTS Low Games	240 (77) APR. 12 at Utah	28 OCT. 27 at Sac.	5 (2) APR. 7 at Dall.	2 (2) DEC. 30 vs Port.	20 JAN. 12 vs LA-L	25 DEC. 30 vs Port.	8 JAN. 3 vs Tor.	1 APR. 7 at Dall.	7 (2) FEB. 8 at Phil.	0 (2) JAN. 14 at Phoe.	74 MAR. 27 vs Clev.

"C" indicates a new career-high, "T" a tied career-high.

Numbers in parentheses indicate the number of games in which a player or team has reached a given total (if more than one).

SPURS 2016-17 GAME-BY-GAME

Date	Opponent	Team/Opp	Home	Road	Total	High Scoring	High Rebounds	High Assists	Opponent Scoring	Atten.
Oct 25	@Golden State	W129-100	0-0	1-0	1-0	Leonard-35	Aldridge-14	Mills-5	Durant-27	19,596
Oct 27	@Sacramento	W102- 94	0-0	2-0	2-0	Leonard-30	Anderson-8	Leonard-5	Cousins-37	17,608
Oct 29	NEW ORLEANS	W 98- 79	1-0	2-0	3-0	Leonard-20	Gasol-8	Ginobili-5	Moore-18	18,418
Oct 30	@Miami	W106- 99	1-0	3-0	4-0	Leonard-27	Lee-11	Leonard-6	Davis-18	19,678
Nov 1	UTAH	L 91-106	1-1	3-0	4-1	Leonard-30	Gasol-8	Parker-6	Hill-22	18,418
Nov 4	@Utah	W100- 86	1-1	4-0	5-1	Leonard-29	Leonard-11	Leonard-4	Hood-18	19,911
Nov 5	L.A. CLIPPERS	L 92-116	1-2	4-0	5-2	Aldridge-19	Aldridge-6	Mills-5	Griffin-28	18,418
Nov 9	HOUSTON	L 99-101	1-3	4-0	5-3	Leonard-34	Leonard-6	Mills-10	Harden-24	18,418
Nov 11	DETROIT	W 96- 86	2-3	4-0	6-3	Gasol-21	Aldridge-12	Gasol-6	Drummond-20	18,418
Nov 12	@Houston	W106-100	2-3	5-0	7-3	Leonard-20	Aldridge-10	Gasol-6	Gordon-27	18,055
Nov 14	MIAMI	W 94- 90	3-3	5-0	8-3	Leonard-24	Leonard-12	Parker-6	Walters-27	18,418
Nov 16	@Sacramento	W110-105	3-3	6-0	9-3	Gasol-24	Aldridge-8	Gasol-7	Cousins-26	17,608
Nov 18	@L.A. Lakers	W116-107	3-3	7-0	10-3	Leonard-23	Leonard-12	Leonard-7	Williams-24	18,997
Nov 21	DALLAS	W 96- 91	4-3	7-0	11-3	Leonard-24	Leonard-9	Parker-7	Curry-23	18,418
Nov 23	@Charlotte	W119-114	4-3	8-0	12-3	Leonard-30	Gasol-8	Gasol-5	Walker-26	18,515
Nov 25	@Boston	W109-103	4-3	9-0	13-3	Leonard-25	Lee-12	Aldridge-4	Thomas-24	18,624
Nov 26	@Washington	W112-100	4-4	10-0	14-3	Aldridge-24	Gasol-10	Parker-4	Beal-25	17,066
Nov 29	ORLANDO	L 83- 95	4-4	10-0	14-4	Leonard-21	Dedmon-8	Tied with-3	Ibaka-18	18,418
Nov 30	@Dallas	W 94- 87	4-4	11-0	15-4	Mills-23	Dedmon-10	Mills-4	Mathews-26	19,245
Dec 2	WASHINGTON	W107-105	5-4	11-0	16-4	Leonard-23	Gasol-10	Mills-8	Beal-23	18,418
Dec 5	PHILADELPHIA	W 97- 96	5-4	12-0	17-4	Leonard-21	Aldridge-9	Tied with-5	Parker-23	18,256
Dec 6	@Minnesota	W105- 91	5-4	13-0	18-4	Leonard-31	Gasol-9	Mills-5	LaVine-25	12,585
Dec 8	@Chicago	L 91- 95	5-4	13-1	18-5	Leonard-24	Gasol-10	Leonard-5	Wade-20	21,489
Dec 10	BROOKLYN	W130-101	6-4	13-1	19-5	Leonard-30	Aldridge-9	Parker-5	Bogdanovic-20	18,418
Dec 14	BOSTON	W108-101	7-4	13-1	20-5	Leonard-26	Gasol-13	Parker-7	Bradley-25	18,418
Dec 15	@Phoenix	W107- 92	7-4	14-1	21-5	Leonard-18	Leonard-4	Leonard-4	Booker-17	17,165
Dec 18	NEW ORLEANS	W113-100	8-4	14-1	22-5	Aldridge-22	Gasol-14	Mills-7	Ajijcia-16	18,615
Dec 20	@Houston	W102-100	8-4	15-1	23-5	Leonard-21	Aldridge-10	Aldridge-5	Harden-31	18,055
Dec 22	@L.A. Clipper	L101-106	8-4	15-2	23-6	Leonard-27	Gasol-10	Leonard-5	Paul-19	19,060
Dec 23	@Portland	W110- 90	8-4	16-2	24-6	Leonard-33	Leonard-9	Gasol-9	Leonard-16	19,393
Dec 25	CHICAGO	W119-100	9-4	16-2	25-6	Aldridge-33	Leonard-10	Parker-7	McCorm-16	18,428
Dec 28	PHOENIX	W119- 98	10-4	16-2	26-6	Aldridge-27	Gasol-10	Anderson-5	Warren-23	18,418
Dec 30	PORTLAND	W110- 94	11-4	16-2	27-6	Simmons-19	Anderson-8	Parker-5	McCorm-29	18,418
Jan 1	@Atlanta	L112-114 (OT)	11-4	16-3	27-7	Aldridge-27	Aldridge-13	Parker-7	Millsap-32	18,088
Jan 3	TORONTO	W110- 82	12-4	16-3	28-7	Leonard-25	Aldridge-7	Parker-8	DeRozan-26	18,418
Jan 5	@Denver	L127- 99	12-4	17-3	29-7	Aldridge-28	Gasol-9	Parker-9	Jokic-18	18,418
Jan 7	CHARLOTTE	W102- 85	13-4	17-3	30-7	Bertans-21	Aldridge-11	Simmons-5	Walker-18	18,418
Jan 10	MILWAUKEE	L107-109	13-5	17-3	30-8	Leonard-30	Gasol-11	Parker-7	Beasley-28	18,418
Jan 12	L.A. LAKERS	W134- 94	14-5	17-3	31-8	Leonard-31	Leonard-12	Parker-6	Randle-22	18,418
Jan 14	@Phoenix	L105-108	14-5	17-4	31-9	Leonard-38	Gasol-10	Leonard-3	Booker-39	20,532
Jan 17	MINNESOTA	W122-114	15-5	17-4	32-9	Leonard-34	Leonard-5	Parker-5	Towns-27	18,418
Jan 19	DENVER	W118-104	16-5	17-4	33-9	Leonard-34	Lee-16	Leonard-5	Jokic-35	18,418
Jan 21	@Cleveland	W118-115 (OT)	16-5	18-4	34-9	Leonard-41	Aldridge-12	Murray-6	James-29	20,562
Jan 23	@Brooklyn	W112- 86	16-5	19-4	35-9	Mills-20	Aldridge-6	Aldridge-6	Whitehead-19	16,643
Jan 24	@Toronto	W108-106	16-5	20-4	36-9	Aldridge-21	Aldridge-7	Anderson-4	Lowry-30	19,800
Jan 27	@New Orleans	L103-119	16-5	20-5	36-10	Leonard-23	Aldridge-14	Leonard-6	Holiday-27	17,757
Jan 29	DALLAS	L101-105	16-6	20-5	36-11	Leonard-24	Mills-5	Green-5	Curry-24	18,418
Jan 31	OKLAHOMA CITY	W108- 94	17-6	20-5	37-11	Leonard-36	Leonard-4	Leonard-4	Westbrook-27	18,418
Feb 2	PHILADELPHIA	W102- 86	18-6	20-5	38-11	Leonard-19	Dedmon-10	Parker-6	Ilyasova-25	18,418
Feb 4	DENVER	W121- 97	19-6	20-5	39-11	Leonard-19	Leonard-6	Leonard-5	Murray-20	18,418
Feb 6	@Memphis	L 74- 89	19-6	20-6	39-12	Lee-14	Dedmon-12	Anderson-5	Gasol-15	16,708
Feb 8	@Philadelphia	W111-103	19-6	21-6	40-12	Leonard-32	Dedmon-11	Ginobili-3	Randolph-15	19,233
Feb 10	@Detroit	W103- 92	19-6	22-6	41-12	Leonard-32	Dedmon-17	Parker-5	Okafor-20	17,222
Feb 12	@New York	L 90- 94	19-6	22-7	41-13	Leonard-36	Aldridge-10	Leonard-4	Anthony-25	19,812
Feb 13	@Indiana	W110-106	19-6	23-7	42-13	Leonard-32	Dedmon-12	Parker-4	George-27	15,203
Feb 15	@Utah	W107- 79	19-6	24-7	43-13	Aldridge-23	Dedmon-11	Parker-8	Vucevic-16	17,101
Feb 24	@L.A. Clipper	W105- 97	19-6	25-7	44-13	Leonard-21	Dedmon-12	Leonard-6	Griffin-29	19,060
Feb 26	@L.A. Lakers	W119- 98	19-6	26-7	45-13	Leonard-25	Dedmon-9	Parker-9	Ingram-22	18,997
Mar 1	INDIANA	W100- 99	20-6	26-7	46-13	Leonard-31	Aldridge-9	Leonard-10	George-22	18,418
Mar 3	@New Orleans	W101- 99 (OT)	20-6	27-7	47-13	Leonard-31	Leonard-6	Leonard-6	Davis-27	18,418
Mar 4	MINNESOTA	W 97- 90 (OT)	21-6	27-7	48-13	Leonard-34	Aldridge-10	Leonard-5	Towns-24	18,418
Mar 6	HOUSTON	W112-110	22-6	27-7	49-13	Leonard-39	Lee-8	Leonard-5	Harden-39	18,418
Mar 8	SACRAMENTO	W114-104	23-6	27-7	50-13	Ginobili-19	Lee-10	Green-5	Evans-26	18,418
Mar 9	@Oklahoma City	L 92-102	23-6	27-8	50-14	Leonard-19	Dedmon-8	Murray-3	Westbrook-23	18,203
Mar 11	GOLDEN STATE	W107- 85	24-6	27-8	51-14	Mills-21	Anderson-8	Green-3	Clark-36	18,418
Mar 13	ATLANTA	W107- 99	25-6	27-8	52-14	Leonard-31	Gasol-10	Anderson-6	Schroder-22	18,418
Mar 15	PORTLAND	L106-110	25-7	27-8	52-15	Leonard-34	Leonard-9	Leonard-6	Lillard-36	18,418
Mar 18	@Memphis	L 96-104	25-7	27-9	52-16	Leonard-22	Gasol-9	Ginobili-6	Conley-19	18,119
Mar 19	SACRAMENTO	W118-102	26-7	27-9	53-16	Gasol-22	Aldridge-9	Aldridge-4	Hield-18	18,418
Mar 21	@Minnesota	W100- 93	26-7	28-9	54-16	Aldridge-26	Gasol-6	Parker-5	Casler-Stein-18	13,742
Mar 23	MEMPHIS	W 97- 90	27-7	28-9	55-16	Aldridge-23	Aldridge-8	Parker-7	Conley-22	18,418
Mar 25	NEW YORK	W106- 98	28-7	28-9	56-16	Leonard-29	Dedmon-13	Mills-7	Rose-24	18,418
Mar 27	CLEVELAND	W103- 74	29-7	28-9	57-16	Leonard-25	Dedmon-13	Mills-7	Hernandez-24	18,418
Mar 29	GOLDEN STATE	L 98-110	29-8	28-9	57-17	Leonard-19	Gasol-8	Leonard-5	James-17	18,418
Mar 31	@Oklahoma City	W100- 95	29-8	29-9	58-17	Leonard-28	Aldridge-10	Ginobili-8	Curry-29	18,418
Apr 2	UTAH	W109-103	30-8	29-9	59-17	Leonard-25	Gasol-12	Leonard-7	Westbrook-32	18,203
Apr 4	MEMPHIS	W 95- 89 (OT)	31-8	29-9	60-17	Leonard-32	Gasol-12	Parker-7	Diaw-19	18,418
Apr 5	L.A. LAKERS	L 95-102	31-9	29-9	60-18	Parker-14	Gasol-8	Lee-6	Conley-19	18,418
Apr 7	@Dallas	W102- 89	31-9	30-9	61-18	Forbes-27	Lee-13	Forbes-6	Ennis-19	20,133
Apr 8	L.A. CLIPPERS	L 87- 98	31-10	30-9	61-19	Leonard-28	Dedmon-13	Leonard-5	Powell-12	18,420
Apr 10	@Portland	L 98- 89	31-10	30-10	61-20	Leonard-18	Gasol-13	Parker-4	Paul-19	19,933
Apr 12	@Utah	L 97-101	31-10	30-11	61-21	Aldridge-18	Gasol-8	Mills-5	Napier-32	19,911

SPURS 2016-17 MISCELLANEOUS STATS

INCLUDES GAMES OF WEDNESDAY, APRIL 12, 2017
SAN ANTONIO SPURS / MISCELLANEOUS STATISTICS

	RECORD	HOME	ROAD	OT	
OVERALL	61-21	31-10	30-11	4-1	Head Coach: Gregg Popovich
Atlantic	9- 1	5- 0	4- 1		Overall: 21 Years 1150 Won 506 Lost .694 Pct.
Central	8- 2	4- 1	4- 1	1- 0	W/Club : 21 Years 1150 Won 506 Lost .694 Pct.
Southeast	8- 2	4- 1	4- 1	0- 1	
EASTERN	25- 5	13- 2	12- 3	1- 1	
Southwest	11- 5	6- 2	5- 3	2- 0	
Northwest	13- 5	7- 2	6- 3	1- 0	
Pacific	12- 6	5- 4	7- 2		
WESTERN	36-16	18- 8	18- 8	3- 0	

TEAM WINNING & LOSING STREAKS:

OVERALL	HOME	ROAD
Loss- 3	Loss- 2	Loss- 2
Long:Win - 9	Win - 9	Win - 13
Loss- 3	Loss- 3	Loss- 2
Last:Win -04/07 @ DAL 102-89	Win -04/04 vsMEM 95-89	Win -04/07 @ DAL 102-89
Loss-04/12 @ UTA 97-101	Loss-04/08 vsLAC 87-98	Loss-04/12 @ UTA 97-101

WON LOST	OFFENSE	VsOPP	HOME ATTENDANCE
Oct. 4 0			
Nov. 11 4	100+ 52- 7	If Opp W/L to date:	41 Games
Dec. 12 2	100< 9-14	.500+ 27-13	755,347 Total
Jan. 10 5	Defense	.500- 33- 8	18,423 Average
Feb. 8 2	100+ 23-15		18,615 High
Mar. 13 4	100< 38- 6		1 Sellouts
Apr. 3 4			

After 82 games last season: W 67 L 15

MARGINS	1	2	3	4	5	6	7	8	9	10	11	12	13	14	15	16	17	18	19	20	21	22	23
Won By:	2	4	2	2	4	4	6	6	1	2	1	1	2	4	1	3	1		2	1	2	1	
Lost By:	1	3	1	5	1		1	1		1	1	2						2	1				
	24	25	26	27	28	29	30	31	32	33	34	35	36	37	38	39	40	41	42	43	44	45	46+
Won By:	1		1		3	3											1						
Lost By:	1																						

At Start Of:	OVERALL	HOME	ROAD	FG%	OVERALL	HOME	ROAD
2nd- Ahead:	41- 7	21- 5	20- 2	-44%	15-14	8- 7	7- 7
-Behind:	17-12	8- 4	9- 8	45-49%	21- 6	10- 3	11- 3
- Tied:	3- 2	2- 1	1- 1	50-54%	18- 1	8- 0	10- 1
3rd- Ahead:	37- 8	18- 4	19- 4	55-59%	6- 0	4- 0	2- 0
-Behind:	22-12	13- 6	9- 6	+60%	1- 0	1- 0	0- 0
- Tied:	2- 1	0- 0	2- 1				
4th- Ahead:	49- 5	26- 2	23- 3				
-Behind:	9-16	4- 8	5- 8				
- Tied:	3- 0	1- 0	2- 0				

GAMES MISSED DUE TO INJURIES:

NAME	INJURY/ILLNESS/REASON	DATES OUT	GAMES MISSED/RECORD
Danny Green	Left Quad Strain	10/25-11/5	7 / 5-2
Manu Ginobili	Rest	10/29, 11/26, 11/30, 12/22-12/23, 3/4, 3/9, 3/19, 4/2	9 / 7-2
Tony Parker	Rest	10/29, 12/23	2 / 2-0
LaMarcus Aldridge	Rest	10/30, 12/14, 3/8, 4/7	4 / 4-0
Davis Bertans	Right Leg Contusion	11/1	1 / 0-1
Tony Parker	Right Knee Soreness	11/4-11/9	3 / 1-2
Danny Green	Rest	11/11, 3/25	2 / 2-0
Dewayne Dedmon	Left Knee Sprain	11/16-11/26	6 / 6-0
Pau Gasol	Rest	11/30, 12/23, 4/7	3 / 3-0
Tony Parker	Left Quad Contusion	12/2	1 / 1-0
Tony Parker	Left Knee Contusion	12/6	1 / 1-0
Kawhi Leonard	Gastroenteritis	12/28-12/30	2 / 2-0
LaMarcus Aldridge	Gastroenteritis	1/10	1 / 0-1
Tony Parker	Left Foot Pain	1/19-1/24	4 / 4-0
Pau Gasol	Fractured Left Fourth Metacarpal	1/19-2/15	15 / 11-4
Manu Ginobili	Back Spasms	1/23	1 / 1-0
Kawhi Leonard	Rest	1/23, 3/8, 4/7	3 / 3-0
Kawhi Leonard	Sore Left Hand	1/24	1 / 1-0
Jonathon Simmons	Sprained right wrist	1/24-1/29	3 / 1-2
LaMarcus Aldridge	Sore Right Knee	2/2	1 / 1-0
Kawhi Leonard	Quad Contusion	2/6	1 / 0-1
Jonathon Simmons	Illness	2/12	1 / 0-1
Tony Parker	Quad Contusion	3/1	1 / 1-0
Tony Parker	Back Stiffness	3/9-3/15	4 / 2-2
Kyle Anderson	Right Knee Sprain	3/9	1 / 0-1
LaMarcus Aldridge	Medical	3/11-3/13	2 / 2-0
Kawhi Leonard	Concussion Protocol	3/11	1 / 1-0
Dejounte Murray	Left Groin	3/11-4/10	17 / 12-5
David Lee	Sore Left Foot	3/21	1 / 1-0
LaMarcus Aldridge	Left Thumb Sprain	4/2	1 / 1-0
Danny Green	Left Quad Contusion	4/2-4/8	5 / 3-2
Manu Ginobili	Right Quad Contusion	4/5-4/7	2 / 1-1

2016-17 INDIVIDUAL HIGHS AND LOWS

SPURS INDIVIDUAL REGULAR SEASON HIGHS		OPPONENTS INDIVIDUAL REGULAR SEASON HIGHS	
CATEGORY	SEASON-HIGH, PLAYER, DATE	CATEGORY	SEASON-HIGH, PLAYER, DATE
Points	41, Kawhi Leonard at Cleveland 1/21 39, Kawhi Leonard vs. Houston 3/6 38, Kawhi Leonard at Phoenix 1/14	Points	39 (2), Devin Booker, James Harden 37, DeMarcus Cousins at Sacramento 10/27 36 (2), Ian Clark, Damian Lillard
Points in a quarter	20 (1Q), LaMarcus Aldridge vs. Chicago 12/25 19 (3Q), Kawhi Leonard vs. Utah 4/2 17 (4Q), Kawhi Leonard vs. Houston 3/6	Points in a quarter	18 (1Q), James Harden vs. Houston 3/6 17 (4Q), DeMarcus Cousins at Sacramento 10/27 16 (1Q), Blake Griffin, (4Q) Dion Waiters, (4Q) Ian Clark, (3Q) Damian Lillard, (2Q) Shabazz Muhammad
Points in a half	25 (1H/2H), LaMarcus Aldridge, Kawhi Leonard 23 (1H), Kawhi Leonard vs. L.A. Lakers 1/12 22 (2H/1H), Kawhi Leonard (2), Bryn Forbes	Points in a half	27, Paul Millsap at Atlanta 1/1 26 (1H), Blake Griffin, (2H) Devin Booker 24 (2H), Eric Gordon at Houston 11/12
Rebounds	17, Dewayne Dedmon at Detroit 2/10 16, David Lee vs. Denver 1/19 15, LaMarcus Aldridge at New Orleans 3/3	Rebounds	23, DeMarcus Cousins at New Orleans 3/3 22, Anthony Davis at New Orleans 1/27 18, Marcin Gortat vs. Washington 12/2
Offensive Rebounds	8, LaMarcus Aldridge at Golden State 10/25 7, David Lee at Boston 11/25 6 (5), LaMarcus Aldridge (3), Dewayne Dedmon, David Lee	Offensive Rebounds	8, Tyson Chandler at Phoenix 1/14 7, Rudy Gobert vs. Utah 4/2 6, multiple players
Defensive Rebounds	12 (3), Pau Gasol, Dewayne Dedmon, Kawhi Leonard 11 (5), LaMarcus Aldridge, Kawhi Leonard (2), David Lee, Dewayne Dedmon 10, multiple players	Defensive Rebounds	19, DeMarcus Cousins at New Orleans 3/3 17, Anthony Davis at New Orleans 1/27 14 (2), Hassan Whiteside, DeMarcus Cousins
Assists	12, Tony Parker at Detroit 2/10 10 (2), Patty Mills (2) 9 (3), Tony Parker (2), Patty Mills	Assists	15 (2), James Harden, John Wall 14 (2), Ricky Rubio, Russell Westbrook 13 (2), James Harden, Russell Westbrook
Blocks	4 (9), Dewayne Dedmon (2), Danny Green (3 times), LaMarcus Aldridge (2), Pau Gasol (2) 3, multiple players 2, multiple players	Blocks	6, Rudy Gobert vs. Utah 4/2 4, multiple players 3, multiple players
Steals	6, Kawhi Leonard vs. Minnesota 3/4 5 (4), Kawhi Leonard (3), Kyle Anderson 4, multiple players	Steals	5, Draymond Green at Golden State 10/25 4, multiple players 3, multiple players
FG's made	15 (2), LaMarcus Aldridge, Kawhi Leonard 14, Kawhi Leonard at Charlotte 11/23 13 (3), Kawhi Leonard (3)	FG's made	15, Ian Clark vs. Golden State 3/11 14, Nikola Jokic vs. Denver 1/19 13 (3), Blake Griffin, Kyrie Irving, James Harden
FG's attempted	30, Kawhi Leonard at Cleveland 1/21 27, Kawhi Leonard at New York 2/12 26 (3), Kawhi Leonard (3)	FG's attempted	27, Jrue Holiday at New Orleans 3/3 26 (2), Dion Waiters, James Harden 24 (2), Andrew Wiggins, Karl-Anthony Towns
FT's made	15, Kawhi Leonard at Golden State 10/25 12, Kawhi Leonard at Phoenix 1/14 11 (4), Kawhi Leonard (4)	FT's made	14 (3), DeMarcus Cousins, Anthony Davis, Russell Westbrook 13, Ricky Rubio vs. Minnesota 1/17 12 (2), Devin Booker, Andrew Wiggins
FT's attempted	15, Kawhi Leonard at Golden State 10/25 14, Kawhi Leonard at Phoenix 1/14 13, Kawhi Leonard at Houston 12/20	FT's attempted	16 (2), DeMarcus Cousins, Anthony Davis 15, Russell Westbrook at Oklahoma City 3/31 14 (3), DeMarcus Cousins, Ricky Rubio, Andrew Wiggins
3-pt FG's made	6, Danny Green vs. Portland 12/30 5 (10), Kawhi Leonard (5), Patty Mills (3), Davis Bertans (2) 4, multiple players	3-pt FG's made	7, Eric Gordon at Houston 11/12 6 (2), Tim Hardaway Jr., James Harden 5 (4), Seth Curry, Wesley Matthews, Bradley Beal, Solomon Hill
3-pt FG's attempted	10 (2), Kawhi Leonard, Danny Green, Davis Bertans 9 (5), Kawhi Leonard (3), Danny Green, Patty Mills, Bryn Forbes, Davis Bertans 8, multiple players	3-pt FG's attempted	12, Eric Gordon at Houston 11/12 11 (4), Trevor Ariza, Wesley Matthews, James Harden, Kevin Love 10 (3), Stephen Curry, Seth Curry, CJ Miles
Minutes	45:59, Kawhi Leonard at Cleveland 1/21 43:55, Kawhi Leonard vs. Minnesota 3/4 43:36, LaMarcus Aldridge vs. Minnesota 3/4	Minutes	46:45, Paul Millsap at Atlanta 1/1 45:41, Karl-Anthony Towns vs. Minnesota 3/4 45:20, LeBron James at Cleveland 1/21

SPURS REGULAR SEASON TEAM HIGHS AND LOWS 2016-17

CATEGORY	HIGH	LOW
Total Points	134 vs. L.A. Lakers 1/12	74 at Memphis 2/6
Points in 1 st quarter	41 vs. Brooklyn 12/10	14 (4) vs. L.A. Lakers 4/5
Points in 2 nd quarter	37 (3) vs. Sacramento 3/19	9 at Milwaukee 12/5
Points in first half	72 vs. L.A. Lakers 1/12	32 at Chicago 12/8
Points in 3 rd quarter	41 vs. Sacramento 3/19	16 vs. Miami 11/14
Points in 4 th quarter	37 at Denver 1/5	9 at Memphis 2/6
Points in 2 nd half	69 at Denver 1/5	34 at Memphis 2/6
Points in OT	14 vs. Minnesota 3/4	11 (2) vs. Memphis 4/4
FG's made	51 at Denver 1/5	28 vs. Orlando 11/29
FG's attempted	99 vs. New York 3/25	71 (2) at Phoenix 1/14
FG %	.605 vs. L.A. Lakers 1/12	.363 at New York 2/12
3-pt FG's made	16 vs. Atlanta 3/13	4 at Memphis 2/6
3-pt FG's attempted	35 vs. L.A. Lakers 4/5	15 (2) at Indiana 2/13
3-pt FG %	.600 at Portland 12/23	.207 at New York 2/12
FT's made	28 vs. Minnesota 1/17	4 (2) vs. L.A. Lakers 4/5
FT's attempted	38 vs. Oklahoma City 1/31	5 at Chicago 12/8
FT %	.955 at Memphis 3/18	.556 at Memphis 2/6
Rebounds	58 at Dallas 4/7	33 (2) at Minnesota 3/21
Offensive rebounds	21 (2) at New York 2/12	2 at Houston 11/12
Defensive rebounds	44 vs. New Orleans 10/29	24 at Minnesota 3/21
Assists	38 vs. Brooklyn 12/10	11 at Memphis 2/6
Steals	15 vs. Philadelphia 2/2	2 (2) at Memphis 3/18
Turnovers	23 vs. Atlanta 3/13	6 vs. Memphis 3/23
Blocked shots	15 vs. Toronto 1/3	1 (2) at Phoenix 1/14
Points in the paint	64 vs. Phoenix 12/28	20 vs. Miami 11/14
2nd chance points	27 at Orlando 2/15	2 vs. Utah 11/1
Fast break points	25 at Cleveland 1/21	3 (3) at Atlanta 1/1

OPPONENT REGULAR SEASON TEAM HIGHS AND LOWS 2016-17

CATEGORY	HIGH	LOW
Total Points	119 at New Orleans 1/27	74 vs. Cleveland 3/27
Points in 1 st quarter	39 (2) vs. Houston 3/6	13 at L.A. Clippers 2/24
Points in 2 nd quarter	41 vs. Minnesota 1/17	15 (2) at Memphis 3/18
Points in first half	73 vs. L.A. Clippers 11/5	35 vs. Memphis 4/4
Points in 3 rd quarter	37 at New Orleans 1/27	8 at Dallas 4/7
Points in 4 th quarter	34 (2) at New Orleans 1/27	13 (2) vs. Minnesota 3/4
Points in 2 nd half	71 at New Orleans 1/27	28 (2) at Dallas 4/7
Points in OT	14 at Atlanta 1/1	5 vs. Memphis 4/4
FG's made	48 at New Orleans 1/27	28 at Sacramento 10/27
FG's attempted	93 at New Orleans 1/27	68 at New York 2/12
FG %	.524 vs. Milwaukee 1/10	.341 vs. Philadelphia 2/2
3-pt FG's made	15 (2) at Houston 11/12	3 vs. New York 3/25
3-pt FG's attempted	47 at Houston 11/12	10 (2) vs. New York 3/25
3-pt FG %	.700 vs. Sacramento 3/19	.154 vs. Cleveland 3/27
FT's made	36 vs. Minnesota 1/17	5 (2) at Dallas 4/7
FT's attempted	41 vs. Minnesota 1/17	9 at Boston 11/25
FT %	1.000 vs. Golden State 3/29	.500 vs. Denver 2/4
Rebounds	55 vs. Minnesota 3/4	25 vs. Portland 12/30
Offensive rebounds	20 (2) vs. Golden State 3/11	2 (2) vs. Portland 12/30
Defensive rebounds	40 (3) at New Orleans 3/3	20 vs. L.A. Lakers 1/12
Assists	32 (2) vs. Milwaukee 1/10	8 vs. Toronto 1/3
Steals	17 at Sacramento 11/16	1 at Dallas 4/7
Turnovers	24 vs. Philadelphia 2/2	7 vs. Dallas 1/29
Blocked shots	8 (6) at Dallas 4/7	0 (2) at Phoenix 1/14
Points in the paint	60 at New Orleans 1/27	20 vs. Utah 11/1
2nd chance points	28 at Phoenix 1/14	4 (4) at Indiana 2/13
Fast break points	26 vs. Phoenix 12/28	2 vs. Utah 4/2

SEASON HIGHLIGHTS

60 WINS: For the first time in franchise history, the Silver and Black won 60+ games in back-to-back seasons with a record of 61-21. After setting the franchise record with 67 wins last season, this year's 61 victories equaled the fourth-best single season record in Spurs history. Head coach Gregg Popovich has been at the helm for six 60-win seasons, making him one of three NBA coaches with at least as many.

50+ WINS...AGAIN: The San Antonio Spurs finished the 2016-17 season with a 61-21 record, extending their NBA-record streak of 50-win seasons to 18. Additionally, the Spurs eclipsed the 55-win mark for the 20th time in franchise history, tying the Los Angeles Lakers (20) for the most 55-win seasons in NBA history.

BEST 20-YEAR RUN IN NBA HISTORY: Since Tim Duncan joined the Spurs prior to the 1997-98 season, the Spurs have posted the best winning percentage over any 20-year span in NBA history. Here's a look at the best records in NBA history over any 20-year span.

Team	Seasons	Win Percentage
1. San Antonio	1997/98-2016/17	.712
2. Boston	1956/57-1975/76	.685
3. LA Lakers	1982/83-2001/02	.675

MOST CONSECUTIVE YEARS WITH .600+ WINNING PERCENTAGE IN SPORTS HISTORY: The Spurs secured their 20th-straight season with a winning percentage of over 60%, which stands alone as the most consecutive years with a 60% winning percentage in all of the four major sports. In addition, no other NBA team in history has had more than 12-straight seasons with over 60% winning percentage (Celtics 1956-57 to 1967-68 and Lakers 1979-80 to 1990-91). Here is a look at the records in each sport:

League	Franchise	Consecutive Seasons	Years
NBA	San Antonio Spurs	20	97/98-16/17
NHL	Montreal Canadiens	16	94/95-11/12
NFL	San Francisco 49ers	16	93/94-07-08
MLB	New York Yankees	11	46/47-56/57

WINNING SEASON STREAK: The Spurs passed the Utah Jazz (1985-2004) to claim the most consecutive winning seasons ever in NBA history (20) with the win on 2/13 at Indiana. They also hold second place for the longest active streak of winning seasons across the four major sports just behind the New York Yankees (24 since 1993), and are tied with the Dallas Cowboys (1966-85) for the sixth longest such streak in history behind the New York Yankees (39 from 1926-64), Montreal Canadiens (32 from 1951-83), Boston Bruins (29 from 1967-96) and Detroit Red Wings (24 from 1991-16).

PERENNIAL PLAYOFFS: San Antonio clinched a playoff berth for the 20th consecutive season with a win vs. Minnesota on 3/4. That is the longest active streak in the NBA, the second-longest being Atlanta with 9. The Silver and Black are now tied for third all-time in NBA history for consecutive playoff appearances. The Spurs own the longest active streak of playoff appearances across all four major U.S. sports.

Team	Years	Playoff Streak
Nationals/76ers	1950-1971	22
Trailblazers	1983-2003	21
SPURS	1998-2017	20
Jazz	1984-2003	20

CONFERENCE FINALS: San Antonio reached the Western Conference Finals for the 10th time in the last 20 years, which ranks as the most in the league in that time frame. San Antonio is also tied with the Los Angeles Lakers for the most NBA Championships during that span (5).

DIVISION DOMINANT: The Spurs clinched their ninth Southwest Division title with a win over Oklahoma City on 3/31. The Silver and Black have captured 22 overall division titles since joining the NBA in 1976, which ranks as the most during the time span and third-most all-time behind only the Los Angeles Lakers (34) and Boston Celtics (30).

ROAD RECORDS: San Antonio amassed a 30-11 record on the road this season, tying the most victories the Spurs have ever had on the road in a single season. Their 30 wins also equaled the fifth-best road record in league history.

HISTORIC ROAD RUN: With their victory at Philadelphia on 2/8, the Spurs extended their streak of consecutive seasons with a winning road record to an all-time best 20 consecutive seasons. San Antonio has amassed the best road record in the NBA over the past 20 seasons (490-306).

13-0 ROAD START: To start the season from 10/25/16 to 12/6/16, the Spurs amassed a 13-0 record on the road to produce the second best starting road record in NBA history (14, Golden State in 2015-16) and earn their longest overall road winning streak in franchise history - 14 games dating back to last season.

BENCH BARRAGE: San Antonio's bench led all reserve units in net efficiency rating. The Spurs bench also tops the league in defensive rating while ranking fifth in offensive rating, which are both measured in points per 100 possessions. Here are the net ratings for the Top 3 benches:

MEAN 2016: In 2016, the Spurs claimed the best calendar year record in franchise history by going 66-15 (.815). The second best Spurs record was in 1995 when San Antonio went 66-18 (.786). The year for the Silver and Black also ranks eighth in NBA history.

COMEBACK KIDS: The Spurs were 22-12 this season when they were behind at the half, which gives them the second-most such wins in a single season in NBA history, trailing only the 1983-84 Philadelphia 76ers' 23 victories.

ELITE SUCCESS: The Spurs went 9-2 against the four other Top 5 teams this season (Golden State, Houston, Cleveland, Boston).

LOYAL LEADER: Gregg Popovich collected his 1,128th win as the San Antonio Spurs head coach to pass Jerry Sloan and claim the most wins with a single franchise in NBA history On 2/4 vs. Denver.

Coach	Team	Wins
Gregg Popovich	1997/98-2016/17	1,150
Jerry Sloan	1956/57-1975/76	1,127
Red Auerbach	1982/83-2001/02	795

POP MOVING UP: Spurs head coach Gregg Popovich collected his 1,099th win to pass Larry Brown for seventh place on the NBA all-time wins list with San Antonio's 116-107 win over the Los Angeles Lakers on 11/18/16. Three nights later, Popovich collected his 1,100th career victory, becoming the second-fastest coach in NBA history to reach 1,100 wins (Phil Jackson).

COACH OF THE MONTH: On 3/1/17, Spurs head coach Gregg Popovich was named the NBA Western Conference Coach of the Month for games played in February. Popovich has now won 17 NBA Coach of the Month awards in his career and is the only coach in NBA history to receive the recognition as many times.

WEST WRAP: Defeating the Houston Rockets in the Conference Semifinals, San Antonio has won a playoff game against each Western Conference team since Gregg Popovich became head coach in 1996. Popovich is now the only coach in NBA history to win a playoff series against 14 different Western Conference teams.

TOP TWOSOMES: Tony Parker and Gregg Popovich have been one of the most successful player-coach combinations to team up on the hardwood. In their 16-year career, the two have tallied 831 wins together, the second-most in NBA history behind only Popovich and Tim Duncan. Here's a look at top three player-coach duos in league history:

Team	Player	Coach	Wins
San Antonio Spurs	Tim Duncan	Gregg Popovich	1,001
San Antonio Spurs	Tony Parker	Gregg Popovich	831
Utah Jazz	Karl Malone	Jerry Sloan	775

LEAGUE-WIDE WINNERS: The Spurs defeated every team in the NBA at least once this season for the third year in a row and just the seventh time in franchise history. The other seasons include: 1977-78, 1978-79, 1989-90, 2004-05, 2014-15 and 2015-16. Spurs are the first team to beat every other NBA team at least once in 3 consecutive seasons since Philadelphia's 7 straight from 1974-81.

22 SEASONS UNDER 100: The Spurs held their opponents to 98.1 points-per-game this season, giving the Silver and Black their 22nd straight season allowing fewer than 100.0 points, which is the longest run in NBA history. San Antonio was one of only two teams in the league to hold their opponenets under 100 points-per-game this season.

ALL-NBA HONORS: Spurs forward Kawhi Leonard was named to the All-NBA First Team for the second straight season on 5/18, making him the 3rd player in league history to receive both two All-NBA First Team selections and two NBA Defensive Player of the Year awards (Hakeem Olajuwon and Dwight Howard). Leonard is also just the fourth player in Spurs history to be selected to more than one All-NBA First Team, joining George Gervin, David Robinson and Tim Duncan. This marks the 20th consecutive season that the Spurs have been represented on an All-NBA team.

ALL-STAR SPURS: Kawhi Leonard was voted by fans as a Western Conference All-Star starter for the second season in a row. He is the sixth Spurs player in franchise history to be selected as an All-Star starter, joining George Gervin, Larry Kenon, Alvin Robertson, David Robinson and Tim Duncan. Since joining the NBA in 1976, the San Antonio Spurs have been represented in the All-Star game in 38 of 40 years, which stands alone as the most of any team in the NBA during that span. The Spurs have also have had eight players in the Rising Star Challenge as Jonathon Simmons was selected to represent San Antonio in this year's competition as the first player in history to earn a spot on the Rising Stars roster who came from an NBA Development League open tryout.

KAWHITE AMAZING: Kawhi Leonard became the only player in NBA history besides Michael Jordan in 1991 to average over 25 points and less than 2.5 turnovers per game while holding at least a 30% usage percentage and 60% true shooting percentage. Leonard is the first Spur to average 25 points or more since Tim Duncan in 2001-02 (25.5 ppg) and just the fourth Spur to ever accomplish the feat (George Gervin, David Robinson). The game on 4/12 at Utah marked Leonard's 108th straight game in double figures, which is the longest streak by a Spur since David Robinson in 1996.

PARKER PRODUCES: On 12/20 at Houston, Parker became the winningest player through 1,100 games as he logged his 801st victory. On 12/18 vs. New Orleans, Tony Parker earned his 800th career win to become the fastest player to 800 wins in league history. He is also one of six players to reach 800 wins (Tim Duncan, John Stockton, Karl Malone, Dirk Nowitzki, Kobe Bryant, John Havlicek) and the only active player besides Dirk Nowitzki (852 wins) to reach the mark.

A WALK IN THE PARKER: Tony Parker appeared in his 221st straight playoff game on 5/3 vs. Houston, passing Robert Horry for most consecutive postseason games in NBA history. In this game, he scored his 4,000th career playoff point, making him the sole European player and one of nine in NBA Playoff history to ever do so along with Michael Jordan, LeBron James, Kareem Abdul Jabbar, Kobe Bryant, Shaquille O'Neal, Tim Duncan, Karl Malone, and Jerry West. He is also one of four players to ever score as many points and log at least 1,000 assists in the postseason (Michael Jordan, Kobe Bryant, LeBron James).

LaMARCUS ALDRIDGE 15,000: On 3/23 vs. Memphis, Aldridge scored his 15,000th career point with his final shot of the night to become one of just seven active players with at least as many points since he was drafted in 2006 (Kobe Bryant, Dirk Nowitzki, Dwayne Wade, Carmelo Anthony, Kevin Durant, LeBron James).

MAKING HIS LaMARCUS: On 4/17 vs. Memphis, LaMarcus Aldridge scored his 1,000th career playoff point to become one of five players in the NBA since he was drafted in 2006 to reach as many points in his first 46 games. Aldridge joins Kevin Durant, LeBron James, Stephen Curry and Russell Westbrook.

PAU GASOL 20,000: In the final game of the regular season on 4/12 at Utah, Pau Gasol scored his 20,000th point to become the only European player besides Dirk Nowitzki and just the sixth born outside the United States (Hakeem Olajuwon, Dominique Wilkins, Tim Duncan, Patrick Ewing) to reach 20,000 career points. He is now the eighth active player and 43rd player in NBA history to reach the mark. Gasol is one of only four players in NBA history and the sole active player to reach 20,000 points, 10,000 rebounds, 3,500 assists and 1,500 blocks in his career, along with Kareem Abdul-Jabbar, Kevin Garnett and Tim Duncan.

SPURS SPLASHERS: Only seven players have hit at least 500 shots from beyond the arc in a Spurs uniform, four of which are on San Antonio's 2016-17 roster: Manu Ginobili, Danny Green, Kawhi Leonard and Patty Mills.

MADE YOU ROOK: San Antonio went 14-2 this season when there was a rookie in the starting lineup. Davis Bertans, Bryn Forbes and Dejeunte Murray have each recorded games with 20-plus points, which is only the third time in franchise history that at least three rookies have done so. The last time the Spurs had two rookies with 20-point games in the same season was in 1989-90 with David Robinson and Sean Elliott.

2016-17 NBA STANDINGS

EASTERN CONFERENCE

ATLANTIC DIVISION

	W	L	PCT	GB	HOME	ROAD	LAST-10	STREAK
Boston	53	29	.646	-	30-11	23-18	7-3	Won 3
Toronto	51	31	.622	2	28-13	23-18	8-2	Won 4
New York	31	51	.378	22	19-22	12-29	4-6	Won 1
Philadelphia	28	54	.341	25	17-24	11-30	1-9	Lost 8
Brooklyn	20	62	.244	33	13-28	7-34	5-5	Lost 2

CENTRAL DIVISION

	W	L	PCT	GB	HOME	ROAD	LAST-10	STREAK
Cleveland	51	31	.622	-	31-10	20-21	4-6	Lost 4
Milwaukee	42	40	.512	9	23-18	19-22	5-5	Lost 1
Indiana	42	40	.512	9	29-12	13-28	6-4	Won 5
Chicago	41	41	.500	10	25-16	16-25	7-3	Won 2
Detroit	37	45	.451	14	24-17	13-28	3-7	Lost 2

SOUTHEAST DIVISION

	W	L	PCT	GB	HOME	ROAD	LAST-10	STREAK
Washington	49	33	.598	-	30-11	19-22	5-5	Lost 1
Atlanta	43	39	.524	6	23-18	20-21	6-4	Lost 1
Miami	41	41	.500	8	23-18	18-23	6-4	Won 3
Charlotte	36	46	.439	13	22-19	14-27	4-6	Lost 5
Orlando	29	53	.354	20	16-25	13-28	3-7	Won 1



WESTERN CONFERENCE

SOUTHWEST DIVISION

	W	L	PCT	GB	HOME	ROAD	LAST-10	STREAK
San Antonio	61	21	.744	-	31-10	30-11	5-5	Lost 3
Houston	55	27	.671	6	30-11	25-16	5-5	Won 1
Memphis	43	39	.524	18	24-17	19-22	3-7	Lost 2
New Orleans	34	48	.415	27	21-20	13-28	4-6	Won 1
Dallas	33	49	.402	28	21-20	12-29	2-8	Won 1

NORTHWEST DIVISION

	W	L	PCT	GB	HOME	ROAD	LAST-10	STREAK
Utah	51	31	.622	-	29-12	22-19	7-3	Won 2
Oklahoma City	47	35	.573	4	28-13	19-22	6-4	Lost 1
Portland	41	41	.500	10	25-16	16-25	7-3	Lost 1
Denver	40	42	.488	11	22-19	18-23	5-5	Won 2
Minnesota	31	51	.378	20	20-21	11-30	3-7	Lost 6

PACIFIC DIVISION

	W	L	PCT	GB	HOME	ROAD	LAST-10	STREAK
Golden State	67	15	.817	-	36-5	31-10	9-1	Won 1
L.A. Clippers	51	31	.622	16	29-12	22-19	8-2	Won 7
Sacramento	32	50	.390	35	17-24	15-26	5-5	Lost 1
L.A. Lakers	26	56	.317	41	17-24	9-32	5-5	Lost 1
Phoenix	24	58	.293	43	15-26	9-32	2-8	Lost 1



NBA TEAM RANKINGS

TEAM STATISTICS, RANK WITHIN LEAGUE

	ATL	BOS	BKN	CHA	CHI	CLE	DAL	DEN	DET	GS	HOU	IND	LAC	LAL	MEM	MIA	MIL	MIN	NY	OKC	ORL	PHI	PHO	POR	SAC	SA	TOR	UTA	WAS		
Points/game	22	7	12	16	23	4	30	3	26	1	2	15	6	17	29	21	20	13	18	18	11	27	25	9	8	24	14	10	28	5	
FG pct.	18	16	24	26	25	5	29	6	22	1	12	10	2	21	30	15	4	8	20	23	17	28	19	14	13	7	11	9	3	8	
FT pct.	28	3	9	1	6	23	4	17	29	11	20	2	27	21	13	30	19	5	22	10	26	25	18	15	14	16	7	8	24	12	
3-PT FG pct.	23	14	26	18	24	2	16	11	28	3	15	4	7	22	17	12	10	20	19	21	30	29	25	27	6	5	1	13	9	8	
Off. Reb./gm	14	22	26	26	2	21	30	5	8	20	9	23	24	7	10	11	25	6	29	3	1	17	17	4	15	28	12	16	13	9	
Def. Reb./gm	10	22	11	4	9	7	30	6	5	3	15	21	11	26	27	20	28	29	17	17	8	16	19	18	14	25	12	23	13	24	
Rebounds/game	9	27	10	16	3	12	30	2	4	7	8	26	21	17	24	15	29	25	13	5	1	20	23	6	14	28	11	18	19	22	
Assists/game	10	4	20	11	14	13	27	2	24	1	3	16	15	26	21	22	5	9	12	19	25	18	8	29	23	16	7	30	28	6	
Steals/game	7	18	21	27	15	30	19	28	25	1	8	9	20	5	13	22	10	12	16	23	14	24	3	6	25	17	11	4	29	2	
Turnovers/gm	28	8	29	1	12	14	2	23	3	22	25	16	7	26	6	11	18	19	5	17	24	9	30	27	15	21	10	4	13	20	
Blocks/gm	14	23	18	17	16	25	30	27	29	1	20	8	21	28	22	3	6	19	4	4	4	10	15	7	13	10	26	2	12	9	24
Pers.Fouls/gm	6	21	25	1	2	4	9	9	9	3	12	15	13	14	22	29	20	17	16	5	19	24	11	28	30	26	18	7	23	8	27
DQ/game	7	11	20	14	2	3	20	20	2	3	3	7	14	3	14	28	14	14	23	7	27	11	7	25	30	28	23	1	11	14	26

OPPONENT STATISTICS, RANK WITHIN LEAGUE

	ATL	BOS	BKN	CHA	CHI	CLE	DAL	DEN	DET	GS	HOU	IND	LAC	LAL	MEM	MIA	MIL	MIN	NY	OKC	ORL	PHI	PHO	POR	SAC	<u>SA</u>	TOR	UTA	WAS		
Points/game	10	15	29	13	6	20	4	27	7	11	26	14	12	28	3	5	9	18	17	23	16	22	24	30	25	18	2	8	1	21	
FG pct.	5	9	18	15	14	16	27	29	20	1	23	10	11	30	3	7	17	28	8	13	19	25	21	26	12	22	4	6	2	24	
FT pct.	16	9	15	21	11	20	18	26	25	3	23	30	17	5	2	27	12	8	4	13	6	7	19	28	29	22	14	24	10	1	
3-pt FG pct.	16	2	22	25	6	18	29	28	21	1	4	13	8	26	11	3	9	23	10	7	14	24	15	30	27	19	5	12	17	20	
Off. Reb./gm	22	25	27	3	17	27	2	7	1	30	23	24	14	17	6	14	19	20	21	29	5	8	26	16	12	11	9	13	4	20	
Def. Reb./gm	15	20	29	26	12	16	27	3	25	6	17	19	13	23	11	18	8	1	30	14	4	28	23	21	22	10	5	7	2	9	
Rebounds/game	16	25	29	22	13	20	24	4	10	14	19	21	12	23	7	15	8	2	30	26	3	28	27	18	17	9	5	6	1	11	
Assists/game	19	12	16	28	23	29	5	25	21	14	27	11	17	30	3	2	26	18	20	8	7	22	13	10	4	24	6	8	1	15	
Steals/gm	29	17	30	2	10	8	1	22	4	27	24	7	20	7	25	6	5	13	18	11	15	25	16	27	21	19	23	14	3	8	12
Turnovers/gm	2	17	21	23	20	28	6	30	27	1	5	7	22	11	13	19	9	14	16	25	18	24	4	8	26	15	12	10	29	3	
Blocks/gm	12	23	30	29	1	2	13	16	15	4	17	16	4	1	16	9	14	10	19	7	9	28	20	27	25	24	20	5	13	9	11
Pers.Fouls/gm	3	11	9	15	25	6	21	13	30	22	8	20	1	28	4	27	24	7	23	29	5	26	19	2	16	14	17	10	12	18	
DQ/game	1	6	10	16	16	23	16	4	29	27	4	14	2	10	6	23	16	16	6	16	10	10	16	23	27	6	29	23	15	4	21

COMBINATION TEAM/OPPONENT, RANK WITHIN LEAGUE

Pts/gm/diff.	19	8	29	15	14	7	23	12	21	1	3	17	4	30	13	10	16	20	22	24	11	28	27	26	18	25	2	5	6	9
Off. Reb. Pct.	15	25	28	27	4	20	30	2	12	18	10	24	23	7	9	11	22	3	29	5	1	21	19	6	17	26	14	8	16	13
Def. Reb. Pct.	19	27	18	2	11	21	7	5	1	29	22	25	10	23	8	14	26	20	30	3	9	28	15	12	17	6	16	4	6	24
Total Reb. Pct.	16	27	19	14	4	21	28	2	3	22	14	26	20	11	7	13	25	13	30	12	1	19	23	6	15	24	9	10	8	17

2016-17 NBA AWARD WINNERS

Most Valuable Player
Defensive Player of the Year
Most Improved Player
Rookie of the Year
Sixth Man
J. Walter Kennedy Citizenship Award
Coach of the Year
Executive of the Year

Russell Westbrook, Oklahoma City
 Draymond Green, Golden State
 Giannis Antetokounmpo, Milwaukee
 Malcolm Brogdon, Milwaukee
 Eric Gordon, Houston
 Kemba Walker, Charlotte
 Mike D'Antoni, Houston
 Bob Myers, Golden State

2016-17 NBA ALL-NBA TEAMS

FIRST TEAM

Kawhi Leonard, San Antonio
 LeBron James, Cleveland
 James Harden, Houston
 Russell Westbrook, Oklahoma City
 Anthony Davis, New Orleans

SECOND TEAM

Kevin Durant, Golden State
 Stephen Curry, Golden State
 Isaiah Thomas, Boston
 Rudy Gobert, Utah
 Giannis Antetokounmpo, Milwaukee

THIRD TEAM

DeAndre Jordan, L.A. Clippers
 DeMar DeRozan, Toronto
 John Wall, Washington
 Jimmy Butler, Chicago
 Draymond Green, Golden State

2016-17 NBA ALL-DEFENSIVE TEAMS

FIRST TEAM

Rudy Gobert, Utah
 Draymond Green, Golden State
Kawhi Leonard, San Antonio
 Patrick Beverly, Houston
 Chris Paul, L.A. Clippers

SECOND TEAM

Tony Allen, Memphis
Danny Green, San Antonio
 Giannis Antetokounmpo, Milwaukee
 Anthony Davis, New Orleans
 Andre Roberson, Oklahoma City

2016-17 ALL-ROOKIE TEAMS

FIRST TEAM

Malcolm Brogdon, Milwaukee
 Dario Saric, Philadelphia
 Joel Embiid, Philadelphia
 Buddy Hield, Sacramento
 Willy Hernangomez, New York

SECOND TEAM

Jamal Murray, Denver
 Jaylen Brown, Boston
 Marquese Chriss, Phoenix
 Brandon Ingram, L.A. Lakers
 Yogi Ferrell, Dallas

PLAYERS OF THE MONTH

November: Russell Westbrook, Oklahoma City
 LeBron James, Cleveland
December: James Harden, Houston
 John Wall, Washington
January: Stephen Curry/Kevin Durant, Golden State
 Isaiah Thomas, Boston
February: Russell Westbrook, Oklahoma City
 LeBron James, Cleveland
March: Damian Lillard, Portland
 Giannis Antetokounmpo, Milwaukee
April: Chris Paul, L.A. Clippers
 Paul George, Indiana

ROOKIES OF THE MONTH

November: Jamal Murray, Denver
 Joel Embiid, Philadelphia
December: Buddy Hield, Sacramento
 Joel Embiid, Philadelphia
January: Marquese Chriss, Phoenix
 Joel Embiid, Philadelphia
February: Yogi Ferrell, Dallas
 Dario Saric, Philadelphia
March: Buddy Hield, Sacramento
 Dario Saric, Philadelphia
April: Tyler Ulis, Phoenix
 Willy Hernangomez, New York

COACHES OF THE MONTH

November: Tyrone Lue, Cleveland
 Steve Kerr, Golden State
December: Dwane Casey, Toronto
 Mike D'Antoni, Houston
January: Scott Brooks, Washington
 Steve Kerr, Golden State

February: Erik Spoelstra, Miami
Gregg Popovich, San Antonio
March: Jason Kidd, Milwaukee
 Terry Stotts, Portland
April: Nate McMillan, Indiana
 Doc Rivers, L.A. Clippers

2016-17 NBA LEADERS

NBA LEAGUE LEADERS

INCLUDES GAMES OF WEDNESDAY, APRIL 12, 2017

SCORING AVERAGE					REBOUNDS PER GAME					ASSISTS PER GAME					G		AST		AVG	
Westbrook, OKC.	G	824	710	2558	31.6	Whiteside, Mia.	77	293	795	1088	14.1	Harden, Hou.	81	907	11.2					
Harden, Hou.	81	674	746	2356	29.1	Drummond, Det.	81	345	770	1115	13.8	Wall, Was.	78	831	10.7					
Thomas, Bos.	76	682	590	2199	28.9	Jordan, LA-C	81	298	816	1114	13.8	Westbrook, OKC.	81	840	10.4					
Davis, N.O.	75	770	519	2099	28.0	Gobert, Utah	81	314	721	1035	12.8	Paul, LA-C	61	563	9.2					
DeRozan, Tor.	74	721	545	2020	27.3	Howard, Atl.	74	296	644	940	12.7	Rubio, Min.	75	682	9.1					
Lillard, Por.	75	661	488	2024	27.0	Towns, Min.	82	296	711	1007	12.3	James, Cle.	74	646	8.7					
Cousins, Sac.-N.O.	72	647	517	1942	27.0	Davis, N.O.	75	172	712	884	11.8	Teague, Ind.	82	639	7.8					
James, Cle.	74	736	358	1954	26.4	Love, Cle.	60	148	518	666	11.1	Holiday, N.O.	67	488	7.3					
Leonard, S.A.	74	636	469	1888	25.5	Cousins, Sac.-N.O.	72	152	642	794	11.0	Green, G.S.	76	533	7.0					
Curry, G.S.	79	675	325	1999	25.3	Westbrook, OKC.	81	137	727	864	10.7	Lowry, Tor.	60	417	7.0					
Irving, Cle.	72	671	297	1816	25.2	Vucevic, Orl.	75	176	603	779	10.4	Rondo, Chi.	69	461	6.7					
Towns, Min.	82	802	356	2061	25.1	Gortat, Was.	82	238	611	849	10.4	Curry, G.S.	79	524	6.6					
Durant, G.S.	62	551	336	1555	25.1	Jokic, Den.	73	212	506	718	9.8	McConnell, Phi.	81	534	6.6					
Butler, Chi.	76	570	585	1816	23.9	Valanciunas, Tor.	80	226	533	759	9.5	Payton, Orl.	82	529	6.5					
George, Ind.	75	622	336	1775	23.7	Thompson, Cle.	78	286	429	715	9.2	Bledsoe, Pho.	66	418	6.3					
Wiggins, Min.	82	709	412	1933	23.6	Antetokounmpo, Mil.	80	142	558	700	8.8	Schroder, Atl.	79	499	6.3					
Walker, Cha.	79	643	304	1830	23.2	James, Cle.	74	97	542	639	8.6	Conley, Mem.	69	433	6.3					
Wall, Was.	78	647	422	1805	23.1	Randle, LA-L	74	151	486	637	8.6	Batum, Cha.	77	456	5.9					
Beal, Was.	77	637	282	1779	23.1	Durant, G.S.	62	39	474	513	8.3	Thomas, Bos.	76	448	5.9					
McCollum, Por.	80	692	268	1837	23.0	Randolph, Mem.	73	182	416	598	8.2	Lillard, Por.	75	440	5.9					
FIELD GOAL PCT.					3-PT FIELD GOAL PCT.					FREE THROW PCT.					FT		FTA		PCT	
Jordan, LA-C	412	577	.714		Korver, Atl.-Cle.	162	359	.451		McCollum, Por.	268	294	.912							
Gobert, Utah	413	625	.661		Crabbe, Por.	134	302	.444		Thomas, Bos.	590	649	.909							
Capela, Hou.	362	563	.643		Ingles, Utah	123	279	.441		Irving, Cle.	297	328	.905							
Howard, Atl.	388	613	.633		Porter, Was.	148	341	.434		Gallinari, Den.	349	387	.902							
Gortat, Was.	390	674	.579		Redick, LA-C	201	468	.429		George, Ind.	336	374	.898							
Jokic, Den.	494	854	.578		Curry, Dal.	137	322	.425		Curry, G.S.	325	362	.898							
Adams, OKC.	374	655	.571		McCollum, Por.	185	439	.421		Lillard, Por.	488	545	.895							
Whiteside, Mia.	542	973	.557		Harris, Den.	107	255	.420		Bogdanovic, Bkn.-Was	217	243	.893							
Valanciunas, Tor.	391	702	.557		Babbitt, Mia.	87	210	.414		Belinelli, Cha.	150	168	.893							
James, Cle.	736	1344	.548		Thompson, G.S.	268	647	.414		Paul, LA-C	232	260	.892							
STEALS PER GAME					BLOCKS PER GAME					MINUTES PER GAME					G		MIN		AVG	
Green, G.S.	76	154	2.03		Gobert, Utah	81	214	2.64		James, Cle.	74	2795	37.8							
Wall, Was.	78	157	2.01		Davis, N.O.	75	167	2.23		Lowry, Tor.	60	2244	37.4							
Paul, LA-C	61	119	1.95		Turner, Ind.	81	173	2.14		Wiggins, Min.	82	3048	37.2							
Covington, Phi.	67	127	1.90		Whiteside, Mia.	77	162	2.10		Butler, Chi.	76	2809	37.0							
Butler, Chi.	76	143	1.88		Porzingis, N.Y.	66	129	1.95		Towns, Min.	82	3031	37.0							
Ariza, Hou.	80	147	1.84		Antetokounmpo, Mil.	80	151	1.89		Harden, Hou.	81	2947	36.4							
Curry, G.S.	79	142	1.80		Jordan, LA-C	81	134	1.65		Wall, Was.	78	2836	36.4							
Leonard, S.A.	74	133	1.80		Lopez, Bkn.	75	124	1.65		Davis, N.O.	75	2708	36.1							
Rubio, Min.	75	128	1.71		Durant, G.S.	62	99	1.60		Lillard, Por.	75	2693	35.9							
McConnell, Phi.	81	134	1.65		Ikaba, Orl.-Tor.	79	124	1.57		George, Ind.	75	2689	35.9							

TEAM STATISTICS

TEAM	G	FIELD GOALS			3-PT. F.G.'S			FREE THROWS			REBOUNDS			MISCELLANEOUS						
		MADE	ATT	PCT	MADE	ATT	PCT	MADE	ATT	PCT	OFF	DEF	TOT	AST	PF	DQ	STL	TO	BLK	PTS
Atl.	82	38.09	84.37	.451	8.89	26.06	.341	18.10	24.87	.728	10.27	34.06	44.33	23.63	18.18	0.06	8.20	15.78	4.84	103.2
Bos.	82	38.63	85.10	.454	12.01	33.44	.359	18.73	23.21	.807	9.07	32.90	41.98	25.23	20.56	0.07	7.52	13.27	4.15	108.0
Bkn.	82	37.83	85.21	.444	10.70	31.60	.338	19.41	24.63	.788	8.79	35.11	43.90	21.41	21.05	0.10	7.23	16.54	4.73	105.8
Cha.	82	37.72	85.37	.442	10.50	28.62	.351	19.40	23.82	.815	8.79	34.79	43.59	23.06	16.59	0.09	6.96	11.49	4.76	104.9
Chi.	82	38.65	87.09	.444	7.60	22.33	.340	17.98	22.54	.798	12.18	34.11	46.29	22.57	17.74	0.05	7.84	13.56	4.79	102.9
Clev.	82	39.94	84.91	.470	10.31	33.89	.384	17.45	23.33	.748	9.34	34.41	43.76	22.66	18.12	0.10	6.57	13.67	4.01	110.3
Dall.	82	36.20	82.32	.440	10.71	30.16	.355	14.82	18.49	.801	7.89	30.68	38.57	20.79	19.11	0.10	7.49	11.85	3.74	97.9
Den.	82	41.18	87.73	.469	10.61	28.84	.368	18.74	24.22	.774	11.78	34.60	46.38	25.33	19.11	0.04	6.93	14.95	3.94	111.7
Det.	82	39.87	88.80	.449	7.70	23.34	.330	13.90	19.34	.719	11.07	34.61	45.68	21.12	17.89	0.05	7.00	11.87	3.78	101.3
G.S.	82	43.07	87.07	.495	11.98	31.24	.383	17.77	22.56	.788	9.39	35.04	44.43	30.38	19.33	0.05	9.57	14.77	6.77	115.9
Hou.	82	40.30	87.22	.462	14.40	40.32	.357	20.32	26.55	.766	10.88	33.49	44.37	25.24	19.93	0.06	8.17	15.12	4.29	115.3
Ind.	82	39.28	84.52	.465	8.65	22.99	.376	17.89	22.09	.810	9.05	32.95	42.00	22.49	19.48	0.09	8.16	13.78	5.01	105.1
LA-C	82	39.54	83.17	.475	10.26	27.38	.375	19.34	25.95	.745	9.00	34.01	43.01	22.54	19.83	0.05	7.46	12.96	4.24	108.7
LA-L	82	39.32	87.37	.450	8.90	25.73	.346	17.04	22.60	.754	11.38	32.15	43.52	20.93	20.71	0.09	8.22	15.16	3.90	104.6
Mem.	82	36.39	83.59	.435	9.35	26.45	.354	18.34	23.39	.784	10.80	31.96	42.77	21.27	22.44	0.18	7.96	12.91	4.20	100.5
Miami	82	39.05	85.82	.455	9.85	26.99	.365	15.22	21.56	.706	10.63	32.99	43.62	21.24	20.49	0.09	7.17	13.44	5.76	103.2
Milw.	82	38.80	81.88	.474	8.78	23.74	.370	17.23	22.43	.768	8.80	31.57	40.38	24.20	20.24	0.09	8.12	13.96	5.33	103.6
Minn.	82	39.45	84.43	.467	7.33	21.02	.349	19.34	24.22	.799	11.44	30.98	42.41	23.66	20.07	0.11	7.98	14.02	5.51	105.6
N.O.	82	39.15	86.95	.450	9.37	26.78	.350	16.68	22.26	.750	8.57	35.11	43.68	22.79	18.17	0.06	7.78	12.85	5.52	104.3
N.Y.	82	39.56	88.45	.447	8.59	24.66	.348	16.63	21.11	.788	11.99	33.20	45.18	21.78	20.34	0.16	7.10	13.90	5.52	104.3
OKC.	82	39.48	87.43	.452	8.44	25.80	.327	19.21	25.77	.745	12.22	34.40	46.62	20.99	20.91	0.07	7.90	15.00	4.98	106.6
Orl.	82	38.28	86.99	.440	8.55	26.09	.328	15.96	21.38	.747	9.84	33.34	43.18	22.20	19.32	0.06	7.07	13.30	4.83	101.1
Phil.	82	37.66	85.24	.442	10.13	29.79	.340	16.99	22.02	.771	9.84	33.00	42.84	23.77	21.87	0.12	8.44	16.67	5.09	102.4
Phoe.	82	39.48	88.54	.450	7.50	22.61	.332	20.44	26.33	.776	11.90	33.07	44.98	19.56	24.76	0.24	8.21	15.41	4.87	107.7
Port.	82	39.55	86.10	.459	10.39	27.72	.375	18.45	23.66	.780	10.12	33.54	43.66	21.13	21.17	0.18	7.00	13.73	4.96	107.9
Sac.	82	37.87	82.12	.461	8.99	23.90	.376	18.09	23.33	.775	8.72	32.34	41.06	22.49	20.33	0.11	7.65	14.65	3.98	102.8
S.A.	82	39.29	83.71	.469	8.18	23.50	.391	17.56	22.02	.797	10.01	33.87	43.88	23.83	18.27	0.02	7.99	13.43	5.90	105.3
Tor.	82	39.16	84.37	.464	8.84	24.34	.363	19.70	24.73	.796	10.62	32.63	43.26	18.50	20.83	0.07	8.26	12.70	4.88	106.9
Utah	82	36.99	79.45	.466	9.65	25.95	.372	17.09	22.87	.747	9.40	33.83	43.23	20.13	18.84	0.09	6.71	13.63	5.00	100.7
Wash.	82	41.32	87.04	.475	9.22	24.76	.372	17.33	22.10	.784	10.28	32.57	42.85	23.85	21.28	0.13	8.45	14.17	4.11	109.2

OPPONENT STATISTICS

TEAM	G	FIELD GOALS			3-PT. F.G.'S			FREE THROWS			REBOUNDS			MISCELLANEOUS						
		MADE	ATT	PCT	MADE	ATT	PCT	MADE	ATT	PCT	OFF	DEF	TOT	AST	PF	DQ	STL	TO	BLK	PTS
Atl.	82	38.76	87.26	.444	10.89	30.51	.357	15.61	20.22	.772	10.68	33.20	43.88	23.40	21.56	0.17	9.00	15.39	5.17	104.0
Bos.	82	38.63	85.79	.450	8.96	26.99	.332	19.15	24.90	.769	10.77	33.77	44.54	22.57	20.29	0.12	7.60	13.91	5.20	105.4
Bkn.	82	41.63	90.84	.458	9.95	27.22	.366	19.28	24.99	.772	11.00	36.16	47.16	23.02	20.38	0.11	9.51	13.32	5.57	112.5
Cha.	82	39.48	86.48	.456	11.59	31.43	.369	14.16	18.24	.776	8.91	35.48	44.39	24.54	19.89	0.07	6.57	13.06	5.50	104.7
Chi.	82	39.46	86.57	.456	8.91	25.87	.345	14.60	18.96	.770	10.28	32.90	43.18	23.65	18.79	0.07	7.34	13.40	4.61	102.4
Clev.	82	40.65	88.83	.458	10.37	28.70	.361	15.50	20.05	.773	11.00	33.22	44.22	24.68	20.61	0.06	7.29	12.60	4.29	107.2
Dall.	82	37.01	78.99	.469	9.61	25.29	.380	17.21	22.28	.772	8.87	35.65	44.51	21.26	19.40	0.07	6.52	14.95	3.41	100.8
Den.	82	42.12	88.39	.477	9.85	26.26	.375	17.11	21.88	.782	9.39	31.41	40.80	24.05	20.16	0.13	8.30	11.98	4.93	111.2
Det.	82	38.34	83.29	.460	9.35	25.59	.366	16.41	21.05	.780	8.00	34.88	42.88	23.52	17.49	0.04	6.72	12.76	4.16	102.5
G.S.	82	38.79	89.16	.435	8.99	27.77	.324	17.68	22.23	.761	11.74	31.76	43.50	22.71	19.37	0.05	8.60	15.51	3.82	104.3
Hou.	82	41.16	88.85	.463	10.00	29.13	.343	17.26	22.18	.778	10.71	33.35	44.06	24.13	20.41	0.13	8.50	15.06	4.99	109.6
Ind.	82	37.99	84.26	.451	10.35	29.13	.355	18.99	24.07	.789	10.72	33.55	44.27	22.34	19.50	0.10	8.06	14.94	4.96	105.3
LA-C	82	38.57	85.35	.452	9.18	26.27	.350	18.05	23.38	.772	10.21	32.93	43.13	23.06	22.38	0.15	7.40	13.22	3.15	104.4
LA-L	82	41.52	86.02	.483	10.12	27.39	.370	18.28	23.98	.762	10.28	34.16	44.44	25.73	18.54	0.11	8.51	14.49	5.38	111.5
Mem.	82	34.93	78.84	.443	9.91	28.04	.354	20.22	26.85	.753	9.28	32.83	42.11	20.06	20.83	0.12	7.00	14.28	5.00	100.0
Miami	82	37.90	84.20	.450	7.79	22.73	.343	18.51	23.66	.782	10.21	33.38	43.59	19.65	18.66	0.06	6.78	13.67	4.88	102.1
Milw.	82	38.00	82.95	.458	9.95	28.20	.353	17.85	23.17	.771	10.30	32.15	42.45	24.07	19.26	0.07	7.43	14.70	4.57	103.8
Minn.	82	39.59	83.28	.475	9.89	26.99	.367	16.22	22.94	.768	9.83	30.59	40.41	23.12	20.58	0.07	7.67	14.26	5.04	106.7
N.O.	82	40.07	89.01	.450	10.52	29.82	.353	15.77	20.70	.762	10.63	37.70	48.33	23.43	19.28	0.12	7.35	13.95	4.24	106.4
N.Y.	82	39.74	87.33	.455	9.83	28.21	.348	18.70	24.24	.771	11.62	33.11	44.73	21.78	18.49	0.07	7.50	12.94	4.56	108.0
OKC.	82	39.21	85.34	.459	8.83	24.83	.356	18.60	24.34	.764	9.15	31.50	40.65	21.44	20.70	0.11	8.51	13.77	5.49	105.8
Orl.	82	40.29	86.35	.467	9.68	26.34	.367	17.38	22.68	.766	9.74	35.78	45.52	23.61	18.68	0.11	7.59	13.04	5.12	107.6
Phil.	82	39.56	85.85	.461	8.89	24.93	.357	10.21	26.04	.773	10.80	34.16	44.96	22.67	19.63	0.07	8.60	15.15	5.43	108.1
Phoe.	82	40.24	86.22	.467	10.06	26.33	.382	22.78	29.11	.783	10.24	33.80	44.05	22.17	22.22	0.06	8.09	14.90	5.30	113.3
Port.	82	39.18	86.21	.455	9.29	25.10	.370	20.80	26.50	.785	10.12	33.88	44.00	20.59	19.80	0.05	7.72	12.83	5.26	108.5
Sac.	82	38.45	83.22	.462	10.93	30.02	.364	18.85	24.24	.778	10.07	32.79	42.87	23.67	20.07	0.12	8.46	13.96	5.12	106.7
S.A.	82	36.98	83.41	.443	8.15	23.70	.344	16.04	20.79	.771	9.76	31.71	41.46	21.43	19.79	0.04	7.49	14.44	4.06	98.1
Tor.	82	37.22	82.94	.449	9.68	27.32	.354	18.52	23.76	.780	10.13	31.95	42.09	21.78	20.32	0.06	6.47	14.63	4.78	102.6
Utah	82	36.32	81.99	.443	8.18	22.85	.358	15.95	20.74	.769	9.05	31.15	40.20	17.84	20.18	0.09	7.29	12.13	3.80	96.8
Wash.	82	39.67	85.10	.466	9.88	27.12	.364	18.16	24.17	.751	10.59	32.45	43.04	22.80	19.77	0.15	7.39	15.33	4.60	107.1

2017 SPURS PLAYOFF STATS

2017 PLAYOFF GAME-BY-GAME (8-8)

Date	Opponent	Team/Opp	Home	Result	Total	High Scoring	High Rebounds	High Assists	Opponent Scoring	Atten.
Apr 15	MEMPHIS	W 111-81	1-0	0-0	1-0	Leonard-32	Leonard-11	Leonard-5 Mills-3 Ginobili-3	Gasol-32 Conley-24	18,418
Apr 17	MEMPHIS	W 96- 82	2-0	0-0	2-0	Leonard-37		Leonard-3 Simmons-3	Conley-24	18,119
Apr 20	@Memphis	L 94-105	2-0	0-1	2-1	Leonard-18	Aldridge-11	Anderson-3 Parker-5 Leonard-6	Conley-35 Conley-26	18,119
Apr 22	@Memphis	L108-110(OT)	2-0	0-2	2-2	Leonard-43	Gasol-11	Anderson-3 Parker-5 Leonard-6	Conley-35 Conley-26	18,118
Apr 25	MEMPHIS	W116-103	3-0	0-2	3-2	Leonard-28	Aldridge-9	Leonard-6 Parker-6 Leonard-4	Conley-26	18,119
Apr 27	@Memphis	W103- 96	3-0	1-2	4-2	Leonard-29	Aldridge-12	Leonard-4 Parker-4	Conley-26	18,119
May 1	HOUSTON	L 99-126	3-1	1-2	4-3	Leonard-21	Leonard-11	Leonard-6 Gasol-13	Ariza-23 Anderson-18	18,418
May 3	HOUSTON	W121- 96	4-1	1-2	5-3	Leonard-34	Leonard-10	Leonard-8 Leonard-7	Ariza-23 Anderson-18	18,418
May 5	Houston	W103- 92	4-1	2-2	6-3	Leonard-26 Aldridge-26		Leonard-7 Mills-3	Harden-43	18,187
May 7	Houston	L104-123	4-1	2-3	6-4	Simmons-17	Gasol-7	Mills-5 Ginobili-5	Harden-28	18,055
May 9	HOUSTON	W110-107(OT)	5-1	2-3	7-4	Leonard-22	Leonard-15	Leonard-7 Mills-3	Harden-33	18,418
May 11	Houston	W114- 75	5-1	3-3	8-4	Aldridge-34	Aldridge-12	Aldridge-7 Leonard-3	Ariza-20 Curry-40	18,055
May 14	@Golden State	L111-113	5-1	3-4	8-5	Aldridge-28	Leonard-8	Murray-7 Mills-6	Curry-29	19,596
May 16	@Golden State	L100-136	5-1	3-5	8-6	Simmons-22	Dedmon-9	Murray-6 Mills-6	Durant-33	18,792
May 20	GOLDEN STATE	L108-120	5-2	3-5	8-7	Ginobili-21	Gasol-10	Murray-7 Ginobili-7	Curry-36	18,466
May 22	GOLDEN STATE	L115-129	5-3	3-5	8-8	Anderson-11	Gasol-9			

2017 PLAYOFF OVERALL STATISTICS

Through June 12 (8-8) SAN ANTONIO SPURS 2017 PLAYOFFS / ALL ROUNDS COMBINED

PLAYER		-FIELD GOALS-					-3-POINT FG--		-FREE THROWS-			--REBOUNDS--					PF	DQ	STL	TO	BLK	PTS	AVG
		G	GS	MIN	FG	FGA	CTG	FT	FTA	PF	THROWS--	OFF	DEF	TOT	AST								
Leonard	12	12	42.9	106	202	.525	25	55	.455	95	102	931	19	74	93	55	21	0	20	26	6	332	27.7
Aldridge	16	16	53.7	110	240	.458	2	14	.143	42	55	764	43	76	119	24	41	0	10	28	16	264	16.5
Parker	8	8	21.1	51	97	.526	11	19	.579	14	14	1,000	2	18	20	25	10	0	4	12	0	127	15.9
Simmons	15	4	30.6	62	136	.456	13	37	.351	21	31	677	9	19	28	29	30	0	9	11	2	158	10.5
Mills	16	6	41.6	57	140	.407	32	89	.360	19	22	864	5	29	34	43	33	0	13	21	1	165	10.3
Green	16	16	43.6	45	111	.405	26	76	.342	8	14	571	13	44	57	23	30	0	10	17	15	124	7.8
Gasol	16	7	36.5	50	114	.439	6	18	.333	17	24	708	39	75	114	31	35	0	7	18	15	123	7.7
Ginobili	16	13	28.4	40	97	.412	9	40	.225	17	23	739	10	29	39	28	0	16	12	2	106	6.6	
Murray	11	2	16.8	23	61	.377	0	3	.000	17	25	680	4	23	27	17	14	0	16	16	1	63	5.7
Anderson	15	1	19.5	36	64	.563	3	10	.300	8	11	727	12	34	46	25	8	0	10	7	2	83	5.5
Lee	15	4	24.5	25	48	.521	0	1	.000	11	17	647	20	37	57	11	20	0	4	6	5	61	4.1
Dedmon	12	3	9.7	14	23	.609	0	0	---	17	32	531	21	26	47	3	16	0	2	8	3	45	3.8
Forbes	6	0	7.3	6	21	.286	2	9	.222	6	6	1,000	0	6	6	3	5	0	0	2	1	20	3.3
Bertans	13	0	11.2	12	27	.444	8	20	.400	4	6	667	5	15	20	3	7	0	3	6	4	36	2.8
Anthony	3	0	15	3	4	.750	0	0	---	0	1	000	2	2	4	0	2	0	0	1	2	6	2.0
TEAM	16	-	3890	640	1385	.462	137	591	.350	296	383	773	204	507	711	341	300	0	124	204	75	1713	107.1
OPPONENTS	16	-	3890	610	1319	.462	203	532	.382	274	337	813	139	497	636	359	341	1	127	221	63	1697	106.1

PLAYER	-- SINGLE-GAME HIGHS --							-- AVERAGE PER GAME --							-- CAREER HIGHS --							-- C-SET, T=TIRED THIS SEASON --						
	MIN	REB	AST	STL	TO	BLK	PTS	MIN	REB	AST	STL	TO	BLK	PTS	FG	FGA	FT	FTA	THRS	AST	STL	PTS						
Leonard	44	15	8	6	4	2	43	35.8	7.8	4.6	1.67	2.2	0.50	27.7	14C	30C	19C	19C	16	8C	43C							
Aldridge	42	14	3	3	6	4	34	33.6	7.4	1.5	0.63	1.8	1.00	16.5	18	34	10	13	18	5	46							
Parker	37	4	6	1	4	0	27	26.4	2.5	3.1	0.50	1.5	0.00	15.9	18	29	13	16	10	18	43							
Simmons	34	6	5	3	3	1	22	20.4	1.9	1.9	0.60	0.7	0.13	10.5	8C	17C	4C	5C	6C	5C	22C							
Mills	43	5	7	2	3	1	20	26.0	2.1	2.7	0.81	1.3	0.06	10.3	8	17	6	6	5T	7C	20C							
Green	40	8	3	2	4	4	16	27.2	3.6	1.4	0.63	1.1	0.94	7.8	9	15	3	4	9	4	27							
Gasol	31	13	5	2	4	4	14	22.8	7.1	1.9	0.44	1.1	0.94	7.7	14	26	11	13	19	10	36							
Ginobili	32	7	7	3	2	1	21	17.8	2.4	2.4	1.00	0.8	0.13	6.6	11	24	15	17	11	11	39							
Murray	29	10	7	5	5	1	11	15.3	2.5	2.5	1.45	1.5	0.09	5.7	5C	12C	5C	7C	10C	7C	11C							
Anderson	27	9	4	2	1	20	13.0	3.1	1.7	0.7	0.67	0.5	0.13	5.5	8C	15C	4	4T	9C	5C	20C							
Lee	33	8	2	1	2	11	16.3	3.8	0.7	0.27	0.4	0.33	4.1	8	15	5	6T	14	4	20								
Dedmon	20	9	1	1	2	2	9	8.0	3.9	0.3	0.17	0.7	0.25	3.8	3C	9C	3C	6C	9C	1C	9C							
Forbes	24	2	2	0	1	1	8	12.1	1.0	0.5	0.00	0.3	0.17	3.3	2C	8C	4C	4C	2C	2C	8C							
Bertans	20	4	1	2	3	2	13	8.6	1.5	0.2	0.23	0.5	0.31	2.8	4C	5C	2C	2C	4C	1C	13C							
Anthony	12	3	0	0	1	1	6	5.2	1.3	0.0	0.00	0.3	0.67	2.0	6	7	6	6	11	2	12							
TEAM	265	60	33	14	21	11	121	243.1	44.4	21.3	7.75	12.8	4.69	107.1	67	124	39	54	75	51	152							
OPPONENTS	265	53	39	16	23	8	136	243.1	39.8	22.4	7.94	13.8	3.94	106.1	58	111	49	51	65	40	141							

2017 PLAYOFF MISC. STATISTICS

	RECORD	HOME	ROAD	OT	
OVERALL	8 - 8	5 - 3	3 - 5	1 - 1	Head Coach: Gregg Popovich
Atlantic					Overall: 21 Wins 166 Won 106 Lost .610 Pct.
Central					W/Club : 21 Wins 166 Won 106 Lost .610 Pct.
Southeast					
EASTERN					
Southeast	8 - 4	5 - 1	3 - 3	1 - 1	
Northwest					
Pacific	0 - 4	0 - 2	0 - 2		
WESTERN	8 - 8	5 - 3	3 - 5	1 - 1	
TEAM WINNING & LOSING STREAKS:					
OVERALL	HOME		ROAD		
Loss- 4	Loss- 2		Loss- 2		
LongWin- 2	Win - 3		Win - 2		
Loss- 4	Loss- 2		Loss- 2		
Last:Win -05/11 @ HOU 114-75	Win -05/09 vsHOU 110-107		Win -05/11 @ HOU 114-75		
Loss-05/22 vsGS	Loss-05/22 vsGS 115-129		Loss-05/16 @ GS 100-136		
WON LOST		OFFENSE		VSOPP	
HOME ATTENDANCE					
Oct.	0 0				
Nov.	100+ 7- 6	If Opp W/L to date:			
Dec.	100+ 1- 2	.500+ 5- 6		147,766 Total	
Jan.	defense	.500- 2- 2		18,471 Average	
Feb.	100- 2- 8			18,792 High	
Mar.	100+ 6- 0			8 Sellouts	
Apr.	4 2				

After 16 games last season: W 6 L 4

MARGINS	1	2	3	4	5	6	7	8	9	10	11	12	13	14	15	16	17	18	19	20	21	22	23
Won By:	1						1				1	1	1										
Lost By:																							1
	24	25	26	27	28	29	30	31	32	33	34	35	36	37	38	39	40	41	42	43	44	45	46+
Won By:																	1						
Lost By:					1										1								
At Start Of:	OVERALL				HOME		ROAD		FG%				OVERALL		HOME		ROAD						
2nd- Ahead:	5- 3	3- 1	2- 2											-44%	1- 4	1- 2	0- 2						
-Behind:	2- 4	1- 2	1- 2											45-49%	0- 3	1- 1	2- 3						
- Tied:	1- 1	1- 0	0- 1											50-54%	4- 0	3- 0	1- 0						
3rd- Ahead:	6- 1	4- 0	2- 1											55-59%	0- 0	0- 0	0- 0						
-Behind:	2- 7	1- 3	1- 4																				
- Tied:	0- 0	0- 0	0- 0												+60%	0- 0	0- 0	0- 0					
4th- Ahead:	8- 1	5- 0	3- 1																				
-Behind:	0- 7	0- 0	0- 4																				
- Tied:	0- 0	0- 0	0- 0																				

SPURS PLAYOFF HIGHS

2016-2017 POSTSEASON HIGH GAMES

PLAYER	MINUTES	FIELD GOALS	FREE THROWS	----- OFFENSIVE	REBOUNDS DEFENSIVE	----- TOTAL	ASSISTS	STEALS	TURNOVERS	BLOCKED SHOTS	POINTS
LAMARCUS ALDRIDGE	42 (4) MAY. 9 vs Hou.	16 MAY. 11 at Hou.	6 APR. 20 at Mem.	9C MAY. 9 vs Hou.	8 APR. 20 at Mem.	14 MAY. 9 vs Hou.	3 (3) MAY. 22 vs G.S.	3 MAY. 14 at G.S.	6C MAY. 14 at G.S.	4 MAY. 5 at Hou.	34 MAY. 11 at Hou.
KYLE ANDERSON	27C MAY. 22 vs G.S.	8C MAY. 22 vs G.S.	3 (2) MAY. 22 vs G.S.	3C MAY. 16 at G.S.	7T MAY. 20 vs G.S.	9C MAY. 20 vs G.S.	5C MAY. 20 vs G.S.	4C MAY. 22 vs G.S.	2C(2) MAY. 1 vs Hou.	1T(2) MAY. 20 vs G.S.	20C MAY. 22 vs G.S.
JOEL ANTHONY	12 MAY. 16 at G.S.	3 MAY. 16 at G.S.	0	2 MAY. 16 at G.S.	1 (2) MAY. 20 vs G.S.	3 MAY. 16 at G.S.	0	0	1 MAY. 16 at G.S.	1 (2) MAY. 16 at G.S.	6 MAY. 16 at G.S.
DAVIS BERTANS	20C MAY. 20 vs G.S.	4C MAY. 16 at G.S.	2C MAY. 16 at G.S.	2C MAY. 20 vs G.S.	3C MAY. 16 at G.S.	4C(2) MAY. 20 vs G.S.	1C(3) MAY. 16 at G.S.	2C MAY. 20 vs G.S.	3C MAY. 16 at G.S.	2C APR. 22 at Mem.	13C MAY. 16 at G.S.
DEWAYNE DEIDMON	20C MAY. 16 at G.S.	3C(2) MAY. 16 at G.S.	3C(4) MAY. 22 vs G.S.	5C MAY. 16 at G.S.	6C APR. 15 vs Mem.	9C MAY. 16 at G.S.	1C(3) MAY. 22 vs G.S.	1C(2) MAY. 20 vs G.S.	2C APR. 20 at Mem.	2C APR. 15 vs Mem.	9C MAY. 16 at G.S.
BRVN FORBES	24C MAY. 22 vs G.S.	2C(2) MAY. 22 vs G.S.	4C MAY. 22 vs G.S.	0C	2C MAY. 11 at Hou.	2C MAY. 11 at Hou.	2C MAY. 7 at Hou.	0C	1C(2) MAY. 22 vs G.S.	1C MAY. 22 vs G.S.	8C MAY. 22 vs G.S.
PAU GASOL	31 MAY. 5 at Hou.	6 (2) MAY. 22 vs G.S.	3 (2) MAY. 16 at G.S.	6 MAY. 3 vs Hou.	9 MAY. 11 at Hou.	13 MAY. 3 vs Hou.	5 MAY. 11 at Hou.	2 (2) MAY. 7 at Hou.	4 MAY. 5 at Hou.	4 MAY. 3 vs Hou.	14 MAY. 22 vs G.S.
MANU GINOBILI	32 (2) MAY. 22 vs G.S.	7 (2) MAY. 20 vs G.S.	5 MAY. 20 vs G.S.	3 MAY. 3 vs Hou.	6 MAY. 9 vs Hou.	7 MAY. 9 vs Hou.	7 MAY. 22 vs G.S.	3 (4) MAY. 22 vs G.S.	2 (4) MAY. 14 at G.S.	1 (2) MAY. 9 vs Hou.	21 MAY. 20 vs G.S.
DANNY GREEN	40 MAY. 9 vs Hou.	5 (2) MAY. 9 vs Hou.	2 (2) MAY. 9 vs Hou.	3 APR. 20 at Mem.	6 (2) MAY. 20 vs G.S.	8 MAY. 20 vs G.S.	3 (4) MAY. 22 vs G.S.	2 (2) MAY. 11 at Hou.	4C(2) MAY. 20 vs G.S.	4 APR. 15 vs Mem.	16 MAY. 9 vs Hou.
DAVID LEE	33 APR. 22 at Mem.	5 APR. 25 vs Mem.	4 MAY. 1 vs Hou.	3 (2) MAY. 14 at G.S.	6 APR. 25 vs Mem.	8 APR. 25 vs Mem.	2 (3) MAY. 5 at Hou.	1 (4) MAY. 7 at Hou.	1 (6) MAY. 14 at G.S.	2C APR. 15 vs Mem.	11 APR. 25 vs Mem.
KAWHI LEONARD	44 APR. 22 at Mem.	14C APR. 22 at Mem.	19C APR. 17 vs Mem.	4 MAY. 14 at G.S.	12T MAY. 9 vs Hou.	15 MAY. 9 vs Hou.	8C MAY. 3 vs Hou.	6C APR. 22 at Mem.	4 (2) APR. 22 at Mem.	2 MAY. 9 vs Hou.	43C APR. 22 at Mem.
PATTY MILLS	43C MAY. 9 vs Hou.	7 (2) MAY. 9 vs Hou.	5 MAY. 5 at Hou.	2C MAY. 11 at Hou.	5T MAY. 5 at Hou.	5T MAY. 5 at Hou.	7C MAY. 11 at Hou.	2 (4) MAY. 20 vs G.S.	3C(3) MAY. 22 vs G.S.	1T MAY. 22 vs G.S.	20C(2) MAY. 9 vs Hou.
DEJOUNTE MURRAY	29C MAY. 22 vs G.S.	5C MAY. 11 at Hou.	5C MAY. 22 vs G.S.	1C(4) MAY. 22 vs G.S.	9C MAY. 11 at Hou.	10C MAY. 11 at Hou.	7C MAY. 22 vs G.S.	5C MAY. 22 vs G.S.	5C MAY. 16 at G.S.	1C MAY. 11 at Hou.	11C MAY. 11 at Hou.
TONY PARKER	37 APR. 22 at Mem.	11 APR. 27 at Mem.	4 (3) MAY. 1 vs Hou.	1 (2) MAY. 3 vs Hou.	4 (2) MAY. 1 vs Hou.	4 (2) MAY. 1 vs Hou.	6 APR. 25 vs Mem.	1 (4) MAY. 3 vs Hou.	4 APR. 25 vs Mem.	0	27 APR. 27 at Mem.
JONATHAN SIMMONS	34C MAY. 20 vs G.S.	8C(2) MAY. 16 at G.S.	4C MAY. 16 at G.S.	3C MAY. 5 at Hou.	4C(2) MAY. 22 vs G.S.	6C MAY. 5 at Hou.	5C MAY. 20 vs Hou.	3C MAY. 9 vs Hou.	3C MAY. 7 at Hou.	1C(2) MAY. 22 vs G.S.	22C MAY. 16 at G.S.
SPURS High Games	265 (2) MAY. 9 vs Hou.	51 MAY. 11 at Hou.	31 APR. 17 vs Mem.	22 MAY. 16 at G.S.	46 MAY. 11 at Hou.	60 MAY. 11 at Hou.	33 MAY. 22 vs G.S.	14 MAY. 22 vs G.S.	21 MAY. 5 at Hou.	11 APR. 15 vs Mem.	121 MAY. 3 vs Hou.
SPURS Low Games	240 (14) MAY. 22 vs G.S.	28 APR. 17 vs Mem.	7 MAY. 11 at Hou.	5 APR. 17 vs Mem.	23 MAY. 14 at G.S.	34 APR. 25 vs Mem.	13 APR. 27 at Mem.	1 APR. 20 at Mem.	8 (5) MAY. 22 vs G.S.	0 APR. 27 at Mem.	94 APR. 20 at Mem.
OPPONENTS High Games	265 (2) MAY. 9 vs Hou.	50 (2) MAY. 16 at G.S.	24 (2) MAY. 14 at G.S.	17 MAY. 14 at G.S.	48 MAY. 22 vs G.S.	53 MAY. 22 vs G.S.	39 MAY. 16 at G.S.	16 MAY. 16 at G.S.	23 APR. 22 at Mem.	8 MAY. 14 at G.S.	136 MAY. 16 at G.S.
OPPONENTS Low Games	240 (14) MAY. 22 vs G.S.	22 MAY. 11 at Hou.	6 MAY. 7 at Hou.	5 MAY. 22 vs G.S.	21 APR. 27 at Mem.	28 APR. 27 at Mem.	14 MAY. 11 at Hou.	2 APR. 20 at Mem.	5 APR. 20 at Mem.	1 (3) APR. 27 at Mem.	75 MAY. 11 at Hou.

"C" indicates a new career-high, "T" a tied career-high.

Numbers in parentheses indicate the number of games in which a player or team has reached a given total (if more than one).

SPURS POSTSEASON HIGHS & LOWS

SPURS POSTSEASON TEAM HIGHS AND LOWS 2016-17		
CATEGORY	HIGH	LOW
Total Points	121 vs. Houston 5/3	94 at Memphis 4/20
Points in 1 st quarter	33 (2) vs. Golden State 5/20	16 at Golden State 5/17
Points in 2 nd quarter	32 (4) vs. Golden State 5/22	16 vs. Houston 5/1
Points in first half	65 vs. Houston 5/3	39 vs. Houston 5/1
Points in 3 rd quarter	33 vs. Golden State 5/20	17 at Memphis 4/20
Points in 4 th quarter	37 vs. Golden State 5/22	15 vs. Houston 5/9
Points in 2 nd half	64 vs. Golden State 5/22	40 vs. Memphis 4/17
Points in OT	12 at Memphis 4/22	9 vs. Houston 5/9
FG's made	51 at Houston 5/11	28 vs. Memphis 4/17
FG's attempted	103 vs. Houston 5/9	61 vs. Memphis 4/17
FG %	.545 vs. Houston 5/3	.369 vs. Houston 5/1
3-pt FG's made	14 vs. Memphis 4/25	5 (2) vs. Golden State 5/20
3-pt FG's attempted	33 vs. Houston 5/9	19 vs. Memphis 4/15
3-pt FG %	.526 vs. Memphis 4/15	.227 at Houston 5/11
FT's made	31 vs. Memphis 4/17	7 at Houston 5/11
FT's attempted	36 vs. Houston 5/1	13 at Houston 5/11
FT %	1.000 at Memphis 4/22	.500 at Houston 5/7
Rebounds	60 at Houston 5/11	34 vs. Memphis 4/25
Offensive rebounds	22 at Golden State 5/17	5 vs. Memphis 4/17
Defensive rebounds	46 at Houston 5/11	23 at Golden State 5/15
Assists	33 vs. Golden State 5/22	13 at Memphis 4/27
Steals	14 vs. Golden State 5/22	1 at Memphis 4/20
Turnovers	21 at Houston 5/5	8 (5) vs. Golden State 5/22
Blocked shots	11 vs. Memphis 4/15	0 at Memphis 4/27
Points in the paint	62 (3) vs. Golden State 5/20	20 vs. Memphis 4/17
2nd chance points	20 vs. Memphis 4/25	8 (2) vs. Golden State 5/22
Fast break points	23 vs. Golden State 5/20	2 at Memphis 4/27
OPPONENT POSTSEASON TEAM HIGHS AND LOWS 2016-17		
CATEGORY	HIGH	LOW
Total Points	136 at Golden State 5/17	75 at Houston 5/11
Points in 1 st quarter	34 (2) at Houston 5/7	16 (2) at Golden State 5/15
Points in 2 nd quarter	39 at Golden State 5/17	18 (2) at Houston 5/11
Points in first half	72 at Golden State 5/17	37 vs. Memphis 4/17
Points in 3 rd quarter	39 at Golden State 5/15	15 vs. Memphis 4/15
Points in 4 th quarter	34 at Houston 5/7	11 at Houston 5/11
Points in 2 nd half	71 at Golden State 5/15	33 (2) at Houston 5/11
Points in OT	14 at Memphis 4/22	6 vs. Houston 5/9
FG's made	50 (2) at Golden State 5/17	22 at Houston 5/11
FG's attempted	95 at Houston 5/7	71 at Memphis 4/27
FG %	.562 at Golden State 5/17	.286 at Houston 5/11
3-pt FG's made	22 vs. Houston 5/1	7 (2) vs. Memphis 4/17
3-pt FG's attempted	50 vs. Houston 5/1	20 vs. Memphis 4/15
3-pt FG %	.486 at Golden State 5/17	.259 vs. Memphis 4/17
FT's made	24 (2) at Golden State 5/15	6 at Houston 5/7
FT's attempted	33 at Golden State 5/15	10 at Houston 5/7
FT %	.947 at Golden State 5/17	.600 at Houston 5/7
Rebounds	53 vs. Golden State 5/22	28 at Memphis 4/27
Offensive rebounds	17 at Golden State 5/15	5 vs. Golden State 5/22
Defensive rebounds	48 vs. Golden State 5/22	21 at Memphis 4/27
Assists	39 at Golden State 5/17	14 at Houston 5/11
Steals	16 at Golden State 5/17	2 at Memphis 4/20
Turnovers	23 at Memphis 4/22	5 at Memphis 4/20
Blocked shots	8 at Golden State 5/15	1 (3) at Memphis 4/27
Points in the paint	52 (2) vs. Golden State 5/22	18 at Houston 5/11
2nd chance points	18 (2) at Houston 5/7	5 vs. Memphis 4/15
Fast break points	32 (2) vs. Golden State 5/22	6 at Houston 5/11

NBA PLAYOFF LEADERS

PLAYOFFS / INCLUDES GAMES OF MONDAY, JUNE 12, 2017

SCORING AVERAGE					REBOUNDS PER GAME					ASSISTS PER GAME					
	G	FG	FT	PTS	AVG		G	OFF	DEF	TOT	AVG		G	AST	AVG
Westbrook, OKC.	5	59	56	187	37.4	Jordan, LA-C	7	25	76	101	14.4	Westbrook, OKC.	5	54	10.8
James, Cle.	18	217	113	591	32.8	Westbrook, OKC.	5	9	49	58	11.6	Wall, Was.	13	134	10.3
Durant, G.S.	15	149	92	428	28.5	Gortat, Was.	13	52	91	143	11.0	Paul, LA-C	7	69	9.9
Harden, Hou.	11	90	101	313	28.5	Howard, Atl.	6	18	46	64	10.7	Harden, Hou.	11	93	8.5
Curry, G.S.	17	151	103	477	28.1	Love, Cle.	18	36	155	191	10.6	James, Cle.	18	141	7.8
George, Ind.	4	34	26	112	28.0	Gobert, Utah	9	22	67	89	9.9	Schroder, Atl.	6	46	7.7
Lillard, Por.	4	39	24	111	27.8	Antetokounmpo, Mil.	6	10	47	57	9.5	George, Ind.	4	29	7.3
Leonard, S.A.	12	106	95	332	27.7	Millsap, Atl.	6	9	47	56	9.3	Conley, Mem.	6	42	7.0
Wall, Was.	13	127	78	353	27.2	Green, G.S.	17	20	135	155	9.1	Curry, G.S.	17	114	6.7
Irving, Cle.	18	173	76	466	25.9	James, Cle.	18	19	145	164	9.1	Thomas, Bos.	15	100	6.7
Paul, LA-C	7	67	29	177	25.3	T. Young, Ind.	4	22	14	36	9.0	Green, G.S.	17	110	6.5
Beal, Was.	13	122	50	323	24.8	George, Ind.	4	5	30	35	8.8	Teague, Ind.	4	25	6.3
Antetokounmpo, Mil.	6	60	25	149	24.8	Capela, Hou.	11	26	70	96	8.7	Lowry, Tor.	8	47	5.9
Conley, Mem.	6	50	31	148	24.7	Thompson, Cle.	18	69	81	150	8.3	Horford, Bos.	18	97	5.4
Schroder, Atl.	6	50	31	148	24.7	Randolph, Mem.	6	9	40	49	8.2	Middleton, Mil.	6	32	5.3
Millsap, Atl.	6	50	43	146	24.3	Durant, G.S.	15	16	104	120	8.0	Irving, Cle.	18	95	5.3
Hayward, Utah	11	83	71	265	24.1	Leonard, S.A.	12	19	74	93	7.8	Smart, Bos.	18	85	4.7
Thomas, Bos.	15	111	91	349	23.3	Aldridge, S.A.	16	43	76	119	7.4	Leonard, S.A.	12	55	4.6
Butler, Chi.	6	46	38	136	22.7	Butler, Chi.	6	9	35	44	7.3	Butler, Chi.	6	26	4.3
McCollum, Por.	4	32	15	90	22.5	Monroe, Mil.	6	17	27	44	7.3	Millsap, Atl.	6	26	4.3
FIELD GOAL PCT.					3-PT FIELD GOAL PCT.					FREE THROW PCT.					
	FG	FGA	PCT			3FG	3GA	PCT			FT	FTA	PCT		
Jordan, LA-C	43	61	.705	Gasol, Mem.	7	12	.583	Crawford, LA-C	12	12	1.000				
Lopez, Chi.	34	52	.654	McDermott, OKC.	7	13	.538	Lillard, Por.	24	25	.960				
Grant, OKC.	19	31	.613	Teague, Ind.	9	17	.529	Wade, Chi.	20	21	.952				
Gibson, OKC.	21	35	.600	Horford, Bos.	27	52	.519	Gasol, Mem.	31	33	.939				
Horford, Bos.	111	190	.584	Snell, Mil.	16	31	.516	McCollum, Por.	15	16	.938				
James, Cle.	217	384	.565	Frye, Cle.	20	39	.513	Hayward, Utah	71	76	.934				
Capela, Hou.	46	82	.561	McCollum, Por.	11	22	.500	Leonard, S.A.	95	102	.931				
Prince, Atl.	29	52	.558	Smith, Cle.	40	80	.500	Irving, Cle.	76	84	.905				
Durant, G.S.	149	268	.556	Brogdon, Mil.	10	21	.476	Curry, G.S.	103	114	.904				
Valanciunas, Tor.	44	81	.543	Green, Bos.	21	45	.467	L. Williams, Hou.	26	29	.897				
STEALS PER GAME					BLOCKS PER GAME					MINUTES PER GAME					
	G	STL	AVG			G	BLK	AVG			G	MIN	AVG		
Roberson, OKC.	5	12	2.40	Roberson, OKC.	5	17	3.40	George, Ind.	4	172	42.9				
Westbrook, OKC.	5	12	2.40	Capela, Hou.	11	28	2.55	James, Cle.	18	744	41.3				
Antetokounmpo, Mil.	6	13	2.17	Makar, Mil.	6	11	1.83	Antetokounmpo, Mil.	6	243	40.5				
Curry, G.S.	17	34	2.00	Adams, OKC.	5	9	1.80	Gasol, Mem.	6	240	40.0				
Ingles, Utah	11	22	2.00	Ibaka, Tor.	10	17	1.70	Butler, Chi.	6	239	39.8				
Middleton, Mil.	6	12	2.00	Antetokounmpo, Mil.	6	10	1.67	Wall, Was.	13	507	39.0				
T. Young, Ind.	4	8	2.00	Green, G.S.	17	28	1.65	Westbrook, OKC.	5	194	38.9				
James, Cle.	18	35	1.94	Gortat, Was.	13	20	1.54	Beal, Was.	13	505	38.9				
Harden, Hou.	11	21	1.91	3 tied				Middleton, Mil.	6	231	38.5				
Green, G.S.	17	31	1.82					Jordan, LA-C	7	264	37.8				





SPURS
HISTORY



FRANCHISE WON-LOST BY YEAR

Year	Team	Home W-L	Away W-L	Overall	In Division	Playoffs
67-68	Dallas (ABA)	29-10	17-22	46-32	Second	D. Houston 3-0, L. New Orleans 1-4
68-69	Dallas (ABA)	25-14	16-23	41-37	Fourth	L. New Orleans 3-4
69-70	Dallas (ABA)	26-15	19-24	45-39	Second	L. LA Lakers 2-4
70-71	Texas (ABA)	17-24	13-30	30-54	Fifth	L. Utah 0-4
71-72	Dallas (ABA)	27-17	15-25	42-42	Third	L. Utah 0-4
72-73	Dallas (ABA)	21-21	7-35	28-56	Fifth	None
73-74	San Antonio (ABA)	27-15	18-24	45-39	Third	L. Indiana 3-4
74-75	San Antonio (ABA)	32-10	19-23	51-33	Second	L. Indiana 2-4
75-76	San Antonio (ABA)	30-12	20-22	50-34	Third	L. New York 3-4
76-77	San Antonio	31-10	13-28	44-38	Third	L. Boston 0-2
77-78	San Antonio	32-9	20-21	52-30	First	L. Washington 2-4
78-79	San Antonio	29-12	19-22	48-34	First	D. Philadelphia 4-3, L. Washington 3-4
79-80	San Antonio	27-14	14-27	41-41	Second	L. Houston 1-2
80-81	San Antonio	34-7	18-23	52-30	First	L. Houston 3-4
81-82	San Antonio	29-12	19-22	48-34	First	D. Seattle 4-1, L. LA Lakers 0-4
82-83	San Antonio	31-10	22-19	53-29	First	D. Denver 4-1, L. LA Lakers 2-4
83-84	San Antonio	28-13	9-32	37-45	Fifth	None
84-85	San Antonio	30-11	11-30	41-41	Fourth	L. Denver 2-3
85-86	San Antonio	21-20	14-27	35-47	Sixth	L. LA Lakers 0-3
86-87	San Antonio	21-20	7-34	28-54	Sixth	None
87-88	San Antonio	23-18	8-33	31-51	Fifth	L. LA Lakers 0-3
88-89	San Antonio	18-23	3-38	21-61	Fifth	None
89-90	San Antonio	34-7	22-19	56-26	First	D. Denver 3-0, L. Portland 3-4
90-91	San Antonio	33-8	22-19	55-27	First	L. Golden St. 1-3
91-92	San Antonio	31-10	16-25	47-35	Second	L. Phoenix 0-3
92-93	San Antonio	31-10	18-23	49-33	Second	D. Portland 3-1, L. Phoenix 2-4
93-94	San Antonio	32-9	23-18	55-27	Second	L. Utah 1-3
94-95	San Antonio	33-8	29-12	62-20	First	D. Denver 3-0, D. LA Lakers 4-2 L. Houston 2-4
95-96	San Antonio	33-8	26-15	59-23	First	D. Phoenix 3-1, L. Utah 2-4
96-97	San Antonio	12-29	8-33	20-62	Sixth	None
97-98	San Antonio	31-10	25-16	56-26	Second	D. Phoenix 3-1, L. Utah 1-4
98-99	San Antonio	21-4	16-9	37-13	First	D. Minnesota 3-1, D. LA Lakers 4-0 D. Portland 4-0, D. New York 4-1
99-00	San Antonio	31-10	22-19	53-29	Second	L. Phoenix 1-3
00-01	San Antonio	33-8	25-16	58-24	First	D. Minnesota 3-1, D. Dallas 4-1 L. LA Lakers 0-4
01-02	San Antonio	32-9	26-15	58-24	First	D. Seattle 3-2 L. LA Lakers 1-4
02-03	San Antonio	33-8	27-14	60-22	First	D. Phoenix 4-2, D. LA Lakers 4-2 D. Dallas 4-2, D. New Jersey 4-2
03-04	San Antonio	33-8	24-17	57-25	Second	D. Memphis 4-0, L. LA Lakers 2-4
04-05	San Antonio	38-3	21-20	59-23	First	D. Denver 4-1, D. Seattle 4-2 D. Phoenix 4-1, D. Detroit 4-3
05-06	San Antonio	34-7	29-12	63-19	First	D. Sacramento 4-2, L. Dallas 3-4
06-07	San Antonio	31-10	27-14	58-24	Second	D. Denver 4-1, D. Phoenix 4-2 D. Utah 4-1, D. Cleveland 4-0
07-08	San Antonio	34-7	22-19	56-26	Second	D. Phoenix 4-1, D. New Orleans 4-3 L. LA Lakers 1-4
08-09	San Antonio	28-13	26-15	54-28	First	L. Dallas 1-4
09-10	San Antonio	29-12	21-20	50-32	Second	D. Dallas 4-2, L. Phoenix 0-4
10-11	San Antonio	36-5	25-16	61-21	First	L. Memphis 2-4
11-12	San Antonio	28-5	22-11	50-16	First	D. Utah 4-0, D. L.A. Clippers 4-0, L. Oklahoma City 2-4
12-13	San Antonio	35-6	23-18	58-24	First	D. L.A. Lakers 4-0, D. Golden State 4-2, D. Memphis 4-0, L. Miami 3-4
13-14	San Antonio	32-9	30-11	62-20	First	D. Dallas 4-3, D. Portland 4-1, D. Oklahoma City 4-2 D. Miami, 4-1
14-15	San Antonio	33-8	22-19	55-27	Third	L. Los Angeles Clippers, 3-4
15-16	San Antonio	40-1	27-14	67-15	First	D. Memphis 4-0, L. Oklahoma City 2-4
16-17	San Antonio	31-10	30-11	61-21	Second	D. Memphis 4-2, D. Houston 4-2, L. Golden State 0-4
TOTALS		1470-559	975-1054	2445-1613		235-205
San Antonio Totals		1325-458	888-895	2213-1353		226-185
NBA Totals		1236-431	831-826	2067-1247		218-173

SPURS ALL-TIME COACHES

Coach	Years	W	L	Percentage
Gregg Popovich	1996-Present	1,150	506	.694
Doug Moe	1976-1980	177	135	.567
Stan Albeck	1980-1983	153	93	.622
Larry Brown	1988-1992	153	131	.537
Bob Bass	1974-1976; 1980; 1984; 1992	144	108	.569
Bob Hill	1994-1996	124	58	.681
John Lucas	1992-1994	94	49	.657
Cotton Fitzsimmons	1984-1986	76	88	.463
Tom Nissalke	1973-1974	62	49	.559
Bob Weiss	1986-1988	59	105	.360
Morris McHone	1983	11	20	.355
Jerry Tarkanian	1992	9	11	.450
Rex Hughes	1992	1	0	1.000
TOTALS		2213	1353	.611

ALL-TIME SPURS ATTENDANCE

YEARLY ATTENDANCE - REGULAR SEASON

YEAR	LEAGUE	CITY	GAMES	HIGH	TOTAL	AVG.
73-74	ABA	San Antonio	42	11,240	258,434	6,153
74-75	ABA	San Antonio	42	11,146	329,844	7,853
75-76	ABA	San Antonio	42	11,717	336,083	8,002
76-77	NBA	San Antonio	41	12,594	376,136	9,174
77-78	NBA	San Antonio	41	11,489	373,707	9,115
78-79	NBA	San Antonio	41	15,764	489,207	11,932
79-80	NBA	San Antonio	41	15,812	468,657	11,431
80-81	NBA	San Antonio	41	16,114	440,553	10,745
81-82	NBA	San Antonio	41	14,973	434,243	10,591
82-83	NBA	San Antonio	41	15,782	397,489	9,743
83-84	NBA	San Antonio	41	13,972	375,900	9,168
84-85	NBA	San Antonio	41	15,180	364,398	8,888
85-86	NBA	San Antonio	41	15,786	336,407	8,205
86-87	NBA	San Antonio	41	15,786	328,368	8,009
87-88	NBA	San Antonio	41	15,786	346,960	8,462
88-89	NBA	San Antonio	41	15,861	459,514	11,208
89-90	NBA	San Antonio	41	15,910	603,660	14,723
90-91	NBA	San Antonio	41	15,908	651,965	15,902
91-92	NBA	San Antonio	41	16,057	658,337	16,057
92-93	NBA	San Antonio	41	16,057	658,337	16,057
93-94	NBA	San Antonio	41	36,523	904,167	22,053
94-95	NBA	San Antonio	41	35,888	920,413	22,449
95-96	NBA	San Antonio	41	35,888	811,422	19,791
96-97	NBA	San Antonio	41	37,058	706,641	17,235
97-98	NBA	San Antonio	41	37,492	783,455	19,109
98-99	NBA	San Antonio	25	35,122	527,357	21,094
99-00	NBA	San Antonio	41	35,217	889,444	21,694
00-01	NBA	San Antonio	41	35,944	913,175*	22,273*
01-02	NBA	San Antonio	41	35,052	906,390*	22,107*
02-03	NBA	San Antonio	41	18,797	735,970	17,950
03-04	NBA	San Antonio	41	18,797	739,706	18,042
04-05	NBA	San Antonio	41	18,797	750,970	18,316
05-06	NBA	San Antonio	41	18,797	770,677	18,797
06-07	NBA	San Antonio	41	18,797	764,823	18,654
07-08	NBA	San Antonio	41	18,797	761,149	18,565
08-09	NBA	San Antonio	41	18,797	749,048	18,269
09-10	NBA	San Antonio	41	18,581	741,676	18,090
10-11	NBA	San Antonio	41	18,581	750,879	18,314
11-12	NBA	San Antonio	33	18,581	607,095	18,397
12-13	NBA	San Antonio	41	18,581	755,522	18,427
13-14	NBA	San Antonio	41	18,581	736,789	17,970
14-15	NBA	San Antonio	41	19,615	762,855	18,606
15-16	NBA	San Antonio	41	18,418	756,445	18,449
16-17	NBA	San Antonio	41	18,615	755,178	18,419
Totals			1,738	37,492	26,479,656	15,235

*Led NBA

SPURS ALL-TIME REGULAR SEASON LEADERS

(NBA SEASONS ONLY)

GAMES

1,392 – Tim Duncan
1,143 – Tony Parker
992 – Manu Ginobili
987 – David Robinson
709 – George Gervin
669 – Sean Elliott
644 – Avery Johnson
632 – Matt Bonner
630 – Bruce Bowen
519 – Johnny Moore

FG ATTEMPTED

20,334 – Tim Duncan
14,979 – Tony Parker
14,647 – George Gervin
14,221 – David Robinson
9,799 – Manu Ginobili
8,429 – Mike Mitchell
7,499 – Sean Elliott
5,678 – Larry Kenon
5,544 – Avery Johnson
5,327 – Alvin Robertson

3-PT FG ATTEMPTED

3,863 – Manu Ginobili
2,123 – Danny Green
1,632 – Bruce Bowen
1,588 – Matt Bonner
1,515 – Tony Parker
1,498 – Patty Mills
1,485 – Sean Elliott
1,335 – Kawhi Leonard
1,282 – Michael Finley
1,184 – Chuck Person

FT ATTEMPTED

8,468 – Tim Duncan
8,201 – David Robinson
5,061 – George Gervin
4,323 – Tony Parker
3,958 – Manu Ginobili
2,643 – Sean Elliott
2,370 – Artis Gilmore
1,888 – Mike Mitchell
1,815 – Mark Olberding
1,500 – Avery Johnson

POINTS

26,496 – Tim Duncan
20,790 – David Robinson
19,383 – George Gervin
18,522 – Tony Parker
13,467 – Manu Ginobili
9,799 – Mike Mitchell
9,659 – Sean Elliott
6,733 – Larry Kenon
6,486 – Avery Johnson
6,285 – Alvin Robertson

FG PCT. (500 MADE)

.620 – Artis Gilmore (2,208-3,562)
.560 – Tiago Splitter (978-1,746)
.553 – Will Perdue (606-1,096)
.548 – Walter Berry (941-1,718)
.544 – Gene Banks (1,529-2,811)
.528 – DeJuan Blair (836-1,582)
.524 – Frank Brickowski (983-1,876)
.518 – David Robinson (7,365-14,221)
.514 – George Gervin (7,526-14,647)
.511 – Antoine Carr (816-1,597)

3-PT FG PCT. (100 MADE)

.426 – Terry Porter (236-554)
.426 – Steve Smith (155-364)
.425 – Danny Ferry (134-315)
.419 – Hedo Turkoglu (101-241)
.413 – Matt Bonner (656-1,588)
.405 – Marco Belinelli (212-593)
.405 – Bruce Bowen (661-1,632)
.404 – Brent Barry (356-881)
.401 – Richard Jefferson (274-684)
.400 – Danny Green (849-2,123)

FT PCT. (400 MADE)

.861 – Johnny Dawkins (451-524)
.850 – James Silas (1,194-1,404)
.847 – Kawhi Leonard (1,236-1,459)
.841 – George Gervin (4,258-5,061)
.828 – Vinny Del Negro (733-885)
.827 – Mike Gale (431-521)
.826 – Manu Ginobili (3,270-3,958)
.826 – Larry Kenon (1,134-1,373)
.812 – George Hill (530-653)
.808 – Mark Olberding (1,466 – 1,815)

FG MADE

10,285 – Tim Duncan
7,526 – George Gervin
7,386 – Tony Parker
7,365 – David Robinson
4,383 – Manu Ginobili
4,152 – Mike Mitchell
3,492 – Sean Elliott
2,799 – Larry Kenon
2,700 – Avery Johnson
2,570 – Alvin Robertson

3-PT FG MADE

1,431 – Manu Ginobili
849 – Danny Green
661 – Bruce Bowen
656 – Matt Bonner
592 – Patty Mills
563 – Sean Elliott
518 – Kawhi Leonard
496 – Tony Parker
490 – Michael Finley
457 – Chuck Person

FT MADE

6,035 – David Robinson
5,896 – Tim Duncan
4,258 – George Gervin
3,270 – Manu Ginobili
3,254 – Tony Parker
2,112 – Sean Elliott
1,711 – Artis Gilmore
1,480 – Mike Mitchell
1,466 – Mark Olberding
1,194 – James Silas

REBOUNDS

15,091 – Tim Duncan
10,497 – David Robinson
3,671 – Artis Gilmore
3,555 – Manu Ginobili
3,392 – George Gervin
3,218 – Tony Parker
3,217 – Larry Kenon
2,941 – Sean Elliott
2,683 – Mike Mitchell
2,579 – Mark Olberding

SPURS ALL-TIME REGULAR SEASON LEADERS

(NBA SEASONS ONLY)

ASSISTS

6,634 – Tony Parker
 4,474 – Avery Johnson
 4,225 – Tim Duncan
 3,865 – Johnny Moore
3,838 – Manu Ginobili
 2,441 – David Robinson
 2,094 – Alvin Robertson
 2,070 – George Gervin
 1,874 – Willie Anderson
 1,700 – Sean Elliott

PERSONAL FOULS

3,304 – Tim Duncan
 2,835 – David Robinson
 2,121 – George Gervin
2,086 – Manu Ginobili
1,954 – Tony Parker
 1,628 – Mark Olberding
 1,452 – Sean Elliott
 1,336 – Alvin Robertson
 1,325 – Johnny Moore
 1,318 – Bruce Bowen

DISQUALIFICATIONS

36 – George Gervin
 29 – David Robinson
 27 – Mark Olberding
 25 – Frank Brickowski
 19 – Willie Anderson
 19 – Coby Dietrick
 17 – Alvin Robertson
 17 – Artis Gilmore
 17 – Mike Mitchell
 17 – Tim Duncan

STEALS

1,388 – David Robinson
1,349 – Manu Ginobili
 1,128 – Alvin Robertson
 1,025 – Tim Duncan
 1,017 – Johnny Moore
1,004 – Tony Parker
 892 – George Gervin
 712 – Avery Johnson
705 – Kawhi Leonard
 680 – Mike Gale

TURNOVERS

3,380 – Tim Duncan
2,722 – Tony Parker
 2,417 – David Robinson
2,011 – Manu Ginobili
 1,976 – George Gervin
 1,262 – Avery Johnson
 1,199 – Sean Elliott
 1,160 – Johnny Moore
 1,148 – Alvin Robertson
 1,008 – Artis Gilmore

BLOCKED SHOTS

3,020 – Tim Duncan
 2,954 – David Robinson
 700 – Artis Gilmore
 647 – George Gervin
 543 – Billy Paultz
 512 – George Johnson
373 – Danny Green
 370 – Rasho Nesterovic
 317 – Greg Anderson
303 – Manu Ginobili

SPURS CAREER AVERAGE LEADERS

(PLAYERS WITH A MINIMUM OF 150 GAMES WITH SPURS)

POINTS

1. George Gervin	27.3
2. Larry Kenon	21.2
3. David Robinson	21.1
4. Mike Mitchell	20.1
5. Tim Duncan	19.0

ASSISTS

1. Johnny Moore	7.4
2. Avery Johnson	6.9
3. Tony Parker	5.8
4. Alvin Robertson	5.4
5. Mike Gale	4.9

REBOUNDS

1. Tim Duncan	10.8
2. David Robinson	10.6
3. Larry Kenon	10.1
4. Artis Gilmore	9.7
5. Billy Paultz	7.9

BLOCKS

1. George Johnson	3.26
2. David Robinson	2.99
3. Tim Duncan	2.17
4. Billy Paultz	2.11
5. Artis Gilmore	1.84

SPURS LEADERS BY YEAR

(NBA SEASONS ONLY)

SCORING	GP	PTS.	AVG.
76-77	George Gervin	82	18.95
77-78	George Gervin	82	22.32
78-79	George Gervin	80	23.65
79-80	George Gervin	78	25.85
80-81	George Gervin	82	22.21
81-82	George Gervin	79	25.51
82-83	George Gervin	78	20.43
83-84	George Gervin	76	19.67
84-85	Mike Mitchell	82	18.24
85-86	Mike Mitchell	82	19.21
86-87	Alvin Robertson	81	14.35
87-88	Alvin Robertson	82	16.10
88-89	Willie Anderson	81	15.08
89-90	David Robinson	81	19.93
90-91	David Robinson	82	21.01
91-92	David Robinson	68	15.78
92-93	David Robinson	82	19.16
93-94	David Robinson	80	23.83
94-95	David Robinson	81	22.38
95-96	David Robinson	82	20.51
96-97	Dominique Wilkins	63	11.45
97-98	David Robinson	73	15.74
98-99	Tim Duncan	50	10.84
99-00	Tim Duncan	74	17.16
00-01	Tim Duncan	82	18.20
01-02	Tim Duncan	82	20.89
02-03	Tim Duncan	81	18.84
03-04	Tim Duncan	69	15.38
04-05	Tim Duncan	66	13.42
05-06	Tim Parker	80	15.10
06-07	Tim Duncan	80	15.99
07-08	Manu Ginobili	74	14.42
08-09	Tim Parker	72	15.81
09-10	Tim Duncan	78	13.95
10-11	Tim Parker	78	13.68
11-12	Tim Parker	60	10.95
12-13	Tony Parker	66	13.41
13-14	Tony Parker	68	11.34
14-15	Kawhi Leonard	64	10.57
15-16	Kawhi Leonard	72	15.23
16-17	Kawhi Leonard	74	18.88

REBOUNDING	GP	REB	AVG.
76-77	Larry Kenon	78	8.79
77-78	Larry Kenon	81	7.73
78-79	Larry Kenon	81	7.90
79-80	Larry Kenon	78	7.75
80-81	Dave Corzine	82	6.36
81-82	Dave Corzine	82	6.29
82-83	Artis Gilmore	82	9.84
83-84	Artis Gilmore	64	6.62
84-85	Artis Gilmore	81	8.46
85-86	Artis Gilmore	71	6.00
86-87	David Greenwood	79	7.83
87-88	Frank Brickowski	78	6.83
88-89	Greg Anderson	82	6.76
89-90	David Robinson	82	9.83
90-91	David Robinson	82	10.63
91-92	David Robinson	68	8.29
92-93	David Robinson	82	9.56
93-94	Dennis Rodman	79	13.67
94-95	Dennis Rodman	49	8.23
95-96	David Robinson	82	10.00
96-97	Will Perdue	65	6.38
97-98	Tim Duncan	82	9.77
98-99	Tim Duncan	50	5.71
99-00	Tim Duncan	74	9.18
00-01	Tim Duncan	82	9.97
01-02	Tim Duncan	82	10.42
02-03	Tim Duncan	81	10.43
03-04	Tim Duncan	69	8.59
04-05	Tim Duncan	66	7.32
05-06	Tim Duncan	80	8.81
06-07	Tim Duncan	80	8.46
07-08	Tim Duncan	78	8.81
08-09	Tim Duncan	75	8.00
09-10	Tim Duncan	78	7.88
10-11	Tim Duncan	76	6.78
11-12	Tim Duncan	58	5.20
12-13	Tim Duncan	69	6.86
13-14	Tim Duncan	74	7.21
14-15	Tim Duncan	77	7.04
15-16	LaMarcus Aldridge	74	6.32
16-17	Pau Gasol	64	5.01

ASSISTS	GP	AST	AVG.
76-77	Mike Gale	82	4.73
77-78	Mike Gale	70	3.76
78-79	Mike Gale	82	3.74
79-80	James Silas	77	3.47
80-81	Johnny Moore	82	3.73
81-82	Johnny Moore	79	7.62
82-83	Johnny Moore	77	7.53
83-84	John Lucas	63	6.73
84-85	Johnny Moore	82	8.16

ASSISTS	GP	AST	AVG.
85-86	Johnny Moore	28	2.52
86-87	Alvin Robertson	81	4.21
87-88	Johnny Dawkins	65	4.80
88-89	Johnny Dawkins	32	2.24
89-90	Rod Strickland	31	2.49
90-91	Rod Strickland	58	4.63
91-92	Rod Strickland	57	4.91
92-93	Avery Johnson	75	5.61
93-94	David Robinson	80	3.81
94-95	Avery Johnson	82	6.70
95-96	Avery Johnson	82	7.89
96-97	Avery Johnson	76	5.13
97-98	Avery Johnson	75	5.91
98-99	Avery Johnson	50	3.69
99-00	Avery Johnson	82	4.91
00-01	Avery Johnson	55	2.37
01-02	Tony Parker	77	3.34
02-03	Tony Parker	82	4.32
03-04	Tony Parker	75	4.11
04-05	Tony Parker	80	4.91
05-06	Tony Parker	80	4.60
06-07	Tony Parker	77	4.20
07-08	Tony Parker	69	4.11
08-09	Tony Parker	72	4.96
09-10	Manu Ginobili	75	3.70
10-11	Tony Parker	78	5.13
11-12	Tony Parker	60	4.63
12-13	Tony Parker	66	4.99
13-14	Tony Parker	68	3.88
14-15	Tony Parker	68	3.25
15-16	Tony Parker	72	3.79
16-17	Tony Parker	63	2.85

FG PERCENTAGE	FGM-FGA	PCT.
76-77	George Gervin	726-1335
77-78	George Gervin	864-1611
78-79	George Gervin	947-1749
79-80	Paul Griffin	173-313
80-81	Kevin Restani	192-369
81-82	Mike Mitchell	524-973
82-83	Artis Gilmore	556-888
83-84	Artis Gilmore	511-956
84-85	Artis Gilmore	532-854
85-86	Steve Johnson	362-573
86-87	Artis Gilmore	346-520
87-88	Walter Berry	540-960
88-89	Frank Brickowski	337-654
89-90	David Robinson	690-1300
90-91	David Robinson	754-1366
91-92	David Robinson	592-1074
92-93	Antoine Carr	379-705
93-94	David Robinson	840-1658
94-95	David Robinson	788-1487
95-96	Will Perdue	173-331
96-97	Will Perdue	233-410
97-98	Tim Duncan	706-1287
98-99	David Robinson	268-527
99-00	David Robinson	528-1031
00-01	Tim Duncan	702-1406
01-02	Tim Duncan	764-1504
02-03	Tim Duncan	714-1392
03-04	Tim Duncan	592-1181
04-05	Tim Duncan	517-1042
05-06	Tony Parker	623-1136
06-07	Fabrizio Oberto	158-281
07-08	Fabrizio Oberto	180-296
08-09	Tony Parker	639-1263
09-10	DeJuan Blair	275-495
10-11	Tony Parker	555-1069
11-12	Tim Duncan	212-343
12-13	Tim Duncan	315-563
13-14	Tim Duncan	181-346
14-15	Tim Duncan	169-303
15-16	David West	244-448
16-17	Dewayne Dedmon	161-259

3-PT. FG PERCENTAGE	FGM-FGA	PCT.
79-80	George Gervin	32-102
80-81	George Gervin	9-35
81-82	Mike Bratz	46-138
82-83	Mike Dunleavy	37-194
83-84	Johnny Moore	28-87
84-85	Johnny Moore	25-89
85-86	Jon Sundvold	21-60
86-87	Jon Sundvold	50-149
87-88	Leon Wood	43-108
88-89	Vernon Maxwell	32-129
89-90	Terry Cummings	19-59
90-91	Sean Elliott	20-64
91-92	Sean Elliott	25-82
92-93	Dale Ellis	119-297
93-94	Dale Ellis	131-332
94-95	Sean Elliott	136-333
95-96	Sean Elliott	161-392
96-97	Cory Alexander	94-252
97-98	Jaren Jackson	112-297

SPURS LEADERS BY YEAR

(NBA SEASONS ONLY)

3-PT. FG PERCENTAGE	Min. 75 Attempts	FGM-FGA	PCT.
98-99	Mario Elie	40-107	.374
99-00	Terry Porter	90-207	.435
00-01	Danny Ferry	70-156	.449
01-02	Steve Smith	116-246	.472
02-03	Bruce Bowen	101-229	.441
03-04	Hedo Turkoglu	101-241	.419
03-04	Hedo Turkoglu	101-241	.419
04-05	Beno Udrih	58-142	.408
05-06	Bruce Bowen	104-245	.424
06-07	Brent Barry	128-287	.446
07-08	Brent Barry	48-112	.429
08-09	Matt Bonner	118-268	.440
09-10	George Hill	75-188	.399
10-11	Matt Bonner	105-230	.457
11-12	Danny Green	102-234	.436
12-13	Danny Green	177-413	.429
13-14	Patty Mills	309-666	.425
14-15	Tony Parker	38-89	.427
15-16	Kawhi Leonard	129-291	.443
16-17	Pau Gasol	56-104	.538

FT PERCENTAGE	Min. 100 Attempts	FTM-FTA	PCT.
76-77	George Gervin	443-532	.833
77-78	Larry Kenon	276-323	.854
78-79	Larry Kenon	295-349	.845
79-80	James Silas	339-382	.887
80-81	James Silas	374-440	.850
81-82	George Gervin	555-642	.864
82-83	George Gervin	517-606	.853
83-84	George Gervin	427-507	.842
84-85	George Gervin	324-384	.844
85-86	Wes Matthews	173-211	.820
86-87	Mike Mitchell	92-112	.821
87-88	Johnny Dawkins	198-221	.896
88-89	Johnny Dawkins	100-112	.893
89-90	Sean Elliott	187-216	.871
90-91	Paul Pressey	110-133	.848
91-92	Sean Elliott	285-331	.861
92-93	Vinny Del Negro	101-117	.863
93-94	Willie Anderson	145-171	.848
94-95	Sean Elliott	326-404	.807
95-96	Vinny Del Negro	178-214	.832
96-97	Vinny Del Negro	112-129	.868
97-98	Jaren Jackson	94-118	.797
98-99	Mario Elie	103-119	.866
99-00	Mario Elie	126-149	.846
00-01	Derek Anderson	342-402	.851
01-02	Steve Smith	159-181	.878
02-03	Steve Smith	95-114	.833
03-04	Malik Rose	183-225	.813
04-05	Brent Barry	113-135	.837
05-06	Michael Finley	98-115	.852
06-07	Brent Barry	103-117	.880
07-08	Manu Ginobili	380-442	.860
08-09	Roger Mason, Jr.	105-118	.890
09-10	Manu Ginobili	309-355	.870
10-11	Manu Ginobili	357-410	.871
11-12	Manu Ginobili	88-101	.871
12-13	Gary Neal	64-74	.865
13-14	Manu Ginobili	160-188	.851
14-15	Danny Green	111-127	.874
15-16	Kawhi Leonard	292-334	.874
16-17	Kawhi Leonard	469-533	.880

STEALS	GP	STL	AVG.
76-77	Mike Gale	82	191
77-78	Mike Gale	70	159
78-79	Larry Kenon	81	154
79-80	Mike Gale	67	123
80-81	Johnny Moore	82	120
81-82	Johnny Moore	79	163
82-83	Johnny Moore	77	194
83-84	Johnny Moore	59	123
84-85	Johnny Moore	82	229
85-86	Alvin Robertson	82	301
86-87	Alvin Robertson	81	260
87-88	Alvin Robertson	82	243
88-89	Alvin Robertson	65	197
89-90	David Robinson	82	138
90-91	Rod Strickland	58	117
91-92	Rod Strickland	68	158
92-93	David Robinson	82	127
93-94	David Robinson	80	139
94-95	David Robinson	81	134
95-96	Avery Johnson	82	119
96-97	Avery Johnson	75	96
97-98	Avery Johnson	75	84
98-99	David Robinson	49	69
99-00	David Robinson	80	97
00-01	Derek Anderson	82	120
01-02	Tony Parker	77	89
02-03	Stephen Jackson	80	125
03-04	Manu Ginobili	77	136
04-05	Manu Ginobili	74	119
05-06	Manu Ginobili	65	101
06-07	Manu Ginobili	75	109
07-08	Manu Ginobili	74	109
08-09	Manu Ginobili	44	64

STEALS	GP	STL	AVG.
09-10	Manu Ginobili	75	103
10-11	Manu Ginobili	80	123
11-12	Kawhi Leonard	64	85
12-13	Kawhi Leonard	58	97
13-14	Kawhi Leonard	66	114
14-15	Kawhi Leonard	64	148
15-16	Kawhi Leonard	72	128
16-17	Kawhi Leonard	74	133

MINUTES PLAYED	GP	MIN	AVG.
76-77	Larry Kenon	78	2936
77-78	Larry Kenon	81	2869
78-79	Larry Kenon	81	2947
79-80	George Gervin	78	2934
80-81	George Gervin	82	2764
81-82	George Gervin	79	2817
82-83	George Gervin	78	2835
83-84	Mike Mitchell	79	2853
84-85	Mike Mitchell	82	2853
85-86	Mike Mitchell	82	2970
86-87	Alvin Robertson	81	2697
87-88	Alvin Robertson	82	2978
88-89	Alvin Robertson	65	2287
89-90	David Robinson	82	3002
90-91	David Robinson	82	3095
91-92	Sean Elliott	82	3120
92-93	David Robinson	82	3211
93-94	David Robinson	80	3241
94-95	David Robinson	81	3074
95-96	Avery Johnson	82	3084
96-97	Avery Johnson	75	2472
97-98	Tim Duncan	82	3204
98-99	Tim Duncan	50	1963
99-00	Tim Duncan	74	2875
00-01	Tim Duncan	82	3174
01-02	Tim Duncan	82	3229
02-03	Tim Duncan	81	3181
03-04	Tim Duncan	69	2527
04-05	Tony Parker	80	2735
05-06	Tim Duncan	80	2784
06-07	Tim Duncan	80	2726
07-08	Tim Duncan	78	2651
08-09	Tony Parker	72	2456
09-10	Richard Jefferson	81	2520
10-11	Tony Parker	78	2528
11-12	Tony Parker	60	1923
12-13	Tony Parker	66	2174
13-14	Tim Duncan	68	1997
14-15	Kawhi Leonard	64	2,033
15-16	Kawhi Leonard	72	2,380
16-17	Kawhi Leonard	74	2,475

BLOCKED SHOTS	GP	BLK	AVG.
76-77	Billy Paultz	82	173
77-78	Billy Paultz	80	194
78-79	Billy Paultz	79	125
79-80	George Gervin	78	79
80-81	George Johnson	82	278
81-82	George Johnson	75	234
82-83	Artis Gilmore	82	194
83-84	Artis Gilmore	64	132
84-85	Artis Gilmore	81	173
85-86	Artis Gilmore	71	108
86-87	Artis Gilmore	82	95
87-88	Greg Anderson	82	122
88-89	Greg Anderson	82	103
89-90	David Robinson	82	319
90-91	David Robinson	82	320
91-92	David Robinson	68	305
92-93	David Robinson	82	264
93-94	David Robinson	80	265
94-95	David Robinson	81	262
95-96	David Robinson	82	271
96-97	Will Perdue	65	102
97-98	David Robinson	73	192
98-99	Tim Duncan	50	126
99-00	David Robinson	80	183
00-01	David Robinson	80	197
01-02	Tim Duncan	82	203
02-03	Tim Duncan	81	237
03-04	Tim Duncan	68	183
04-05	Tim Duncan	66	174
05-06	Tim Duncan	80	162
06-07	Tim Duncan	80	190
07-08	Tim Duncan	78	152
08-09	Tim Duncan	75	126
09-10	Tim Duncan	78	117
10-11	Tim Duncan	76	146
11-12	Tim Duncan	58	88
12-13	Tim Duncan	69	183
13-14	Tim Duncan	74	139
14-15	Tim Duncan	77	151
15-16	Tim Duncan	61	78
16-17	LaMarcus Aldridge	72	88

TOP ALL-TIME GAMES

(NBA SEASONS ONLY)

SPURS POINTS

David Robinson	71	at LA Clippers	04/24/94
George Gervin	63	at New Orleans	04/09/78
George Gervin	55	at Indiana	01/23/80
Tony Parker	55	at Minnesota	11/05/08
Tim Duncan	53	vs. Dallas	12/26/01
George Gervin	53	vs. Denver	01/08/80
George Gervin	52	vs. San Diego	01/11/79
Terry Cummings	52	vs. Charlotte	01/31/90
David Robinson	52	vs. Charlotte	01/16/93
Larry Kenon	51	vs. Detroit	03/30/80
George Gervin	50	vs. Milwaukee	03/06/82
David Robinson	50	at Minnesota	02/21/94

REBOUNDS

Dennis Rodman	32	vs. Dallas	01/22/94
Dennis Rodman	30	at Houston	02/21/95
Dennis Rodman	29	vs. Minnesota	11/09/93
Dennis Rodman	28	at Charlotte	12/01/93
Tim Duncan	27	vs. Atlanta	01/27/10
Dennis Rodman	27	at Seattle	02/07/95
Dennis Rodman	27	vs. Houston	03/05/95
Tim Duncan	26	at Indiana	02/17/10
Dennis Rodman	26	vs. Miami	02/19/94
Tim Duncan	25	at Miami	02/01/03
Dennis Rodman	25	at Phoenix	11/10/93
Dennis Rodman	25	at Golden State	03/26/94
Dennis Rodman	25	at Indiana	01/22/95
Edgar Jones	25	vs. Dallas	03/13/84
Artis Gilmore	25	vs. Utah	01/17/87

ASSISTS

John Lucas	24	vs. Denver	04/15/84
Avery Johnson	20	vs. Vancouver	12/17/97
Avery Johnson	20	vs. LA Clippers	12/10/97
John Lucas	20	at Kansas City	12/23/83
Johnny Moore	20	vs. Washington	12/10/83
Johnny Moore	20	vs. LA Lakers	01/02/81
Rod Strickland	19	at Minnesota	03/03/92
John Lucas	19	vs. Atlanta	03/20/84
Johnny Moore	19	vs. Washington	01/11/81
Johnny Moore	18	three times: latest, vs. Seattle	11/06/83
John Lucas	18	two times: latest, vs. Denver	01/18/84

OPPONENTS POINTS

Kyrie Irving	57	vs. Cleveland	03/12/15
Purvis Short	57	at Golden St.	01/07/84
Billy Knight	52	vs. Indiana	11/11/80
Kiki Vandeweghe	50	at Denver	01/11/84
Bernard King	50	vs. New York	01/31/84
Dominique Wilkins	48	vs. Atlanta	01/13/88
Clyde Drexler	48	at Portland	11/24/91
Hakeem Olajuwon	47	at Houston	01/22/95
Adrian Dantley	47	at Utah	03/14/86
Dale Ellis	47	at Seattle	01/09/88
Allen Iverson	46	at Philadelphia	02/12/99
Isiah Thomas	46	vs. Detroit	02/08/83

REBOUNDS

Andrew Bynum	30	vs. Los Angeles	04/11/12
Artis Gilmore	28	at Chicago	12/22/78
Moses Malone	26	at Houston	01/14/78
Moses Malone	26	at Houston	04/07/79
Maurice Lucas	26	at New Jersey	02/24/80
Dennis Rodman	26	at Detroit	01/11/93
Dave Cowens	25	vs. Boston	03/22/77
Moses Malone	25	vs. Houston	02/25/79
Wes Unseld	25	vs. Washington	03/18/80
Swen Nater	24	at Buffalo	03/14/78
Dennis Rodman	24	vs. Detroit	01/06/92

ASSISTS

John Stockton	28	at Utah	01/15/91
Kevin Johnson	25	at Phoenix	04/16/94
Rajon Rondo	22	at Boston	01/05/11
Kevin Porter	22	at Detroit	12/23/78
John Stockton	21	vs. Utah	04/19/92
Kevin Johnson	20	at Phoenix	04/15/89
John Stockton	20	at Utah	03/03/90
John Stockton	20	vs. Utah	03/11/91
Tiny Archibald	19	vs. Boston	10/23/79
John Stockton	19	at Utah	01/22/92
Seven Players	18	latest: Rajon Rondo at Sacramento	2/24/16

SPURS 40-POINT GAMES

PLAYER	TIMES OVER 40	RECORD	HIGH	DATE	TIMES OVER 50
George Gervin	65	41-24	63	04/09/78	5 (4-1)
David Robinson	22	16-6	71	04/24/94	3 (3-0)
Mike Mitchell	10	6-4	47	02/19/84	0
Manu Ginobili	6	6-0	48	01/21/05	0
Tim Duncan	5	4-1	53	12/26/01	1 (0-1)
Larry Kenon	4	4-0	51	03/30/80	1 (1-0)
Ron Brewer	2	2-0	44	11/10/81	0
Terry Cummings	2	2-0	52	01/31/90	1 (1-0)
Alvin Robertson	2	1-1	41	12/21/85	0
Tony Parker	3	3-0	55	11/5/08	1 (1-0)
Gene Banks	1	1-0	44	04/13/83	0
Sean Elliott	1	1-0	41	12/18/92	0
Artis Gilmore	1	1-0	40	01/25/83	0
Kawhi Leonard	1	1-0	41	01/21/17	0

SPURS SINGLE SEASON HIGHS

(NBA SEASONS ONLY)

MINUTES

3,329 — Tim Duncan 01-02
3,241 — David Robinson 93-94
3,211 — David Robinson 92-93
3,204 — Tim Duncan 97-98
3,181 — Tim Duncan 02-03

POINTS

2,585 — George Gervin 79-80
2,551 — George Gervin 81-82
2,383 — David Robinson 93-94
2,365 — George Gervin 78-79
2,238 — David Robinson 94-95

SCORING AVERAGE

33.1 — George Gervin 79-80
32.3 — George Gervin 81-82
29.8 — David Robinson 93-94
29.6 — George Gervin 78-79
27.6 — David Robinson 94-95

TOTAL REBOUNDS

1,367 — Dennis Rodman 93-94
1,063 — David Robinson 90-91
1,043 — Tim Duncan 02-03
1,042 — Tim Duncan 01-02
1,000 — David Robinson 95-96

REBOUNDING AVERAGE

17.3 — Dennis Rodman 93-94
16.8 — Dennis Rodman 94-95
13.0 — David Robinson 90-91
12.9 — Tim Duncan 02-03
12.7 — Tim Duncan 01-02

TOTAL ASSISTS

816 — Johnny Moore 84-85
789 — Avery Johnson 95-96
762 — Johnny Moore 81-82
753 — Johnny Moore 82-83
673 — John Lucas 83-84

ASSISTS AVERAGE

10.7 — John Lucas 83-84
10.0 — Johnny Moore 84-85
9.8 — Johnny Moore 82-83
9.6 — Avery Johnson 95-96
9.6 — Johnny Moore 81-82

FIELD GOAL PCT.

.632 — Steve Johnson (362-573) 85-86
.631 — Artis Gilmore (351-556) 83-84
.626 — Artis Gilmore (556-888) 82-83
.623 — Artis Gilmore (532-854) 84-85
.618 — Artis Gilmore (423-684) 85-86

3-PT. FG PCT.

.472 — Steve Smith (116-246) 01-02
.457 — Matt Bonner (105-230) 10-11
.449 — Danny Ferry (70-156) 00-01
.446 — Brent Barry (128-287) 06-07
.443 — Kawhi Leonard (129-291) 15-16

FREE THROW PCT.

.918 — Michael Finley (90-98) 06-07
.896 — Johnny Dawkins (198-221) 87-88
.893 — Johnny Dawkins (100-112) 88-89
.890 — Roger Mason, Jr. (105-118) 08-09
.890 — Patty Mills (73-82) 13-14

STEALS

301 — Alvin Robertson 85-86
260 — Alvin Robertson 86-87
243 — Alvin Robertson 87-88
229 — Johnny Moore 84-85
197 — Alvin Robertson 88-89

BLOCKS

320 — David Robinson 90-91
319 — David Robinson 89-90
305 — David Robinson 91-92
278 — George Johnson 80-81
271 — David Robinson 95-96

TURNOVERS

306 — George Gervin 77-78
300 — Larry Kenon 78-79
279 — Tim Duncan 97-98
270 — David Robinson 90-91
263 — Tim Duncan 01-02

PERSONAL FOULS

307 — Mark Olberding 80-81
306 — Paul Griffin 79-80
306 — Artis Gilmore 84-85
300 — Alvin Robertson 87-88
298 — Edgar Jones 83-84

DISQUALIFICATIONS

13 — Steve Johnson 85-86
12 — George Gervin 76-77
11 — Frank Brickowski 87-88
10 — Frank Brickowski 88-89
9 — Paul Griffin 79-80

SPURS SINGLE SEASON ROOKIE HIGHS

POINTS

1,993 — David Robinson 89-90
1,731 — Tim Duncan 97-98
1,508 — Willie Anderson 88-89
988 — Walter Berry 86-87
957 — Greg Anderson 87-88

SCORING AVERAGE

24.3 — David Robinson 89-90
21.1 — Tim Duncan 97-98
18.6 — Willie Anderson 88-89
17.6 — Walter Berry 86-87
11.7 — Vernon Maxwell 88-89

FIELD GOAL PERCENTAGE

.603 — Boban Marjanovic (105-174) 15-16
.589 — Ozell Jones (106-180) 84-85
.556 — DeJuan Blair (275-495) 09-10
.552 — Swen Nater (383-694) 73-74
.551 — Michael Wiley (76-138) 80-81

3-PT. FG PERCENTAGE

.419 — Gary Neal (129-309) 10-11
.408 — Beno Udrih (58-142) 04-05
.399 — Davis Bertans (69-173) 16-17
.394 — Cory Alexander (26-66) 95-96
.376 — Kawhi Leonard (41-109) 11-12

FREE THROW PERCENTAGE

.866 — Sean Elliott (187-216) 89-90
.848 — Sean Higgins (28-33) 90-91
.808 — Gary Neal (81-100) 10-11
.801 — Johnny Dawkins (153-191) 86-87
.781 — George Hill (114-146) 08-09

REBOUNDS

983 — David Robinson 89-90
977 — Tim Duncan 97-98
526 — DeJuan Blair 09-10
513 — Greg Anderson 87-88
417 — Willie Anderson 88-89

MINUTES

3,204 — Tim Duncan 97-98
3,002 — David Robinson 89-90
2,738 — Willie Anderson 88-89
2,267 — Tony Parker 01-02
2,065 — Vernon Maxwell 88-89

ASSISTS

373 — Johnny Moore 80-81
372 — Willie Anderson 88-89
334 — Tony Parker 01-02
301 — Vernon Maxwell 88-89
290 — Johnny Dawkins 86-87

STEALS

150 — Willie Anderson 88-89
138 — David Robinson 89-90
127 — Alvin Robertson 84-85
120 — Johnny Moore 80-81
96 — Manu Ginobili 02-03

BLOCKED SHOTS

319 — David Robinson 89-90
206 — Tim Duncan 97-98
122 — Greg Anderson 87-88
62 — Willie Anderson 88-89
57 — Ozell Jones 84-85

SPURS HONOR ROLL

- 1999 NBA CHAMPIONS
- 2003 NBA CHAMPIONS
- 2005 NBA CHAMPIONS
- 2007 NBA CHAMPIONS
- 2014 NBA CHAMPIONS

NBA DIVISION TITLES

- 1977-78 – Central Division
- 1978-79 – Central Division
- 1980-81 – Midwest Division
- 1981-82 – Midwest Division
- 1982-83 – Midwest Division
- 1989-90 – Midwest Division
- 1990-91 – Midwest Division
- 1994-95 – Midwest Division
- 1995-96 – Midwest Division
- 1998-99 – Midwest Division
- 2000-01 – Midwest Division
- 2001-02 – Midwest Division
- 2002-03 – Midwest Division
- 2004-05 – Southwest Division
- 2005-06 – Southwest Division
- 2008-09 – Southwest Division
- 2010-11 – Southwest Division
- 2011-12 – Southwest Division
- 2012-13 – Southwest Division
- 2013-14 – Southwest Division
- 2015-16 – Southwest Division
- 2016-17 – Southwest Division

NBA MOST VALUABLE PLAYER

- 94-95 – David Robinson
- 01-02 – Tim Duncan
- 02-03 – Tim Duncan

NBA SCORING TITLES

- 77-78 – George Gervin, 27.2 ppg
- 78-79 – George Gervin, 29.6 ppg
- 79-80 – George Gervin, 33.1 ppg
- 81-82 – George Gervin, 32.3 ppg
- 93-94 – David Robinson, 29.8 ppg

NBA REBOUNDING TITLES

- 90-91 – David Robinson, 13.0 rpg
- 93-94 – Dennis Rodman, 17.3 rpg
- 94-95 – Dennis Rodman, 16.8 rpg

NBA ASSISTS TITLES

- 81-82 – Johnny Moore, 9.6 apg

NBA BLOCKED SHOTS TITLES

- 80-81 – George Johnson, 3.39 bpg
- 81-82 – George Johnson, 3.12 bpg
- 91-92 – David Robinson, 4.49 bpg

NBA STEALS TITLES

- 85-86 – Alvin Robertson, 3.67 spg
- 86-87 – Alvin Robertson, 3.21 spg
- 14-15 – Kawhi Leonard, 2.31 spg

FIELD GOAL PERCENTAGE TITLES

- 82-83 – Artis Gilmore, .626
- 83-84 – Artis Gilmore, .631
- 85-86 – Steve Johnson, .632

3-PT. FG PERCENTAGE TITLES

- 82-83 – Mike Dunleavy, .345
- 01-02 – Steve Smith, .472
- 02-03 – Bruce Bowen, .441
- 10-11 – Matt Bonner, .457

NBA ALL-STAR GAMES

- 1977 – George Gervin
- 1978 – George Gervin
- Larry Kenon
- 1979 – George Gervin
- Larry Kenon
- 1980 – George Gervin
- 1981 – George Gervin
- 1982 – George Gervin
- 1983 – George Gervin
- Artis Gilmore
- 1984 – George Gervin
- 1985 – George Gervin
- 1986 – Artis Gilmore –

- 1987 – Alvin Robertson
- 1988 – Alvin Robertson
- 1990 – David Robinson
- 1991 – David Robinson
- 1992 – David Robinson
- 1993 – Sean Elliott
- David Robinson
- 1994 – David Robinson
- 1995 – David Robinson
- 1996 – Sean Elliott
- David Robinson
- 1998 – Tim Duncan
- David Robinson
- 2000 – Tim Duncan
- David Robinson
- 2001 – Tim Duncan
- David Robinson
- 2002 – Tim Duncan
- 2003 – Tim Duncan
- 2004 – Tim Duncan
- 2005 – Tim Duncan
- Manu Ginobili
- 2006 – Tim Duncan
- Tony Parker
- 2007 – Tim Duncan
- Tony Parker
- 2008 – Tim Duncan
- 2009 – Tim Duncan
- Tony Parker
- 2010 – Tim Duncan
- 2011 – Tim Duncan
- Manu Ginobili
- 2012 – Tony Parker
- 2013 – Tim Duncan
- Tony Parker
- 2014 – Tony Parker
- 2015 – Tim Duncan
- 2016 – LaMarcus Aldridge
- Kawhi Leonard
- 2017 – Kawhi Leonard

ALL-NBA FIRST TEAM

- 77-78 – George Gervin
- 78-79 – George Gervin
- 79-80 – George Gervin
- 80-81 – George Gervin
- 81-82 – George Gervin
- 90-91 – David Robinson
- 91-92 – David Robinson
- 94-95 – David Robinson
- 95-96 – David Robinson
- 97-98 – Tim Duncan
- 98-99 – Tim Duncan
- 99-00 – Tim Duncan
- 00-01 – Tim Duncan
- 01-02 – Tim Duncan
- 02-03 – Tim Duncan
- 03-04 – Tim Duncan
- 04-05 – Tim Duncan
- 06-07 – Tim Duncan
- 12-13 – Tim Duncan
- 15-16 – Kawhi Leonard
- 16-17 – Kawhi Leonard

ALL-NBA SECOND TEAM

- 76-77 – George Gervin
- 82-83 – George Gervin
- 85-86 – Alvin Robertson
- 93-94 – David Robinson
- 97-98 – David Robinson
- 05-06 – Tim Duncan
- 07-08 – Tim Duncan
- 08-09 – Tim Duncan
- 11-12 – Tony Parker
- 12-13 – Tony Parker
- 13-14 – Tony Parker

ALL-NBA THIRD TEAM

- 89-90 – David Robinson
- 92-93 – David Robinson
- 94-95 – Dennis Rodman
- 99-00 – David Robinson
- 00-01 – David Robinson
- 07-08 – Manu Ginobili
- 08-09 – Tony Parker
- 09-10 – Tim Duncan
- 10-11 – Manu Ginobili
- 14-15 – Tim Duncan
- 15-16 – LaMarcus Aldridge

NBA ROOKIE OF THE YEAR

- 89-90 – David Robinson
- 97-98 – Tim Duncan

NBA ALL-ROOKIE FIRST TEAM

87-88	-	Greg Anderson
88-89	-	Willie Anderson
89-90	-	David Robinson
97-98	-	Tim Duncan
01-02	-	Tony Parker
10-11	-	Gary Neal
11-12	-	Kawhi Leonard

NBA ALL-ROOKIE SECOND TEAM

89-90	-	Sean Elliott
02-03	-	Manu Ginobili
09-10	-	DeJuan Blair

NBA DEFENSIVE PLAYER OF THE YEAR

85-86	-	Alvin Robertson
91-92	-	David Robinson
14-15	-	Kawhi Leonard
15-16	-	Kawhi Leonard

NBA ALL-DEFENSIVE FIRST TEAM

86-87	-	Alvin Robertson
90-91	-	David Robinson
91-92	-	David Robinson
94-95	-	David Robinson
	-	Dennis Rodman
95-96	-	David Robinson
98-99	-	Tim Duncan
99-00	-	Tim Duncan
00-01	-	Tim Duncan
01-02	-	Tim Duncan
02-03	-	Tim Duncan
03-04	-	Bruce Bowen
04-05	-	Bruce Bowen
	-	Tim Duncan
05-06	-	Bruce Bowen
06-07	-	Bruce Bowen
	-	Tim Duncan
07-08	-	Bruce Bowen
	-	Tim Duncan
14-15	-	Kawhi Leonard
15-16	-	Kawhi Leonard
16-17	-	Kawhi Leonard

NBA ALL-DEFENSIVE SECOND TEAM

80-81	-	George Johnson
85-86	-	Alvin Robertson
87-88	-	Alvin Robertson
88-89	-	Alvin Robertson
89-90	-	David Robinson
92-93	-	David Robinson
93-94	-	David Robinson
	-	Dennis Rodman
97-98	-	Tim Duncan
	-	David Robinson
98-99	-	David Robinson
01-02	-	Bruce Bowen
02-03	-	Bruce Bowen
03-04	-	Tim Duncan
05-06	-	Tim Duncan
08-09	-	Tim Duncan
09-10	-	Tim Duncan
12-13	-	Tim Duncan
13-14	-	Kawhi Leonard
14-15	-	Tim Duncan
16-17	-	Danny Green

NBA SIXTH MAN AWARD

07-08	-	Manu Ginobili
-------	---	---------------

NBA SPORTSMANSHIP AWARD

97-98	-	Avery Johnson
00-01	-	David Robinson
01-02	-	Steve Smith

MOST IMPROVED PLAYER

85-86	-	Alvin Robertson
-------	---	-----------------

NBA IBM AWARD

89-90	-	David Robinson
90-91	-	David Robinson
93-94	-	David Robinson
94-95	-	David Robinson
95-96	-	David Robinson
01-02	-	Tim Duncan

NBA EXECUTIVE OF THE YEAR

77-78	-	Angelo Drossos
89-90	-	Bob Bass
13-14	-	R.C. Buford
15-16	-	R.C. Buford

NBA COACH OF THE YEAR

02-03	-	Gregg Popovich
11-12	-	Gregg Popovich
13-14	-	Gregg Popovich

NBA PLAYER OF THE WEEK

01/27/80	-	George Gervin
11/15/81	-	Ron Brewer
12/06/81	-	George Gervin
01/03/82	-	George Gervin
03/07/82	-	George Gervin
01/30/83	-	Artis Gilmore
12/15/85	-	Alvin Robertson
11/23/86	-	Alvin Robertson
12/24/89	-	Terry Cummings
02/26/90	-	David Robinson
03/25/90	-	David Robinson
04/22/90	-	David Robinson
12/01/91	-	David Robinson
11/29/92	-	David Robinson
12/27/92	-	Sean Elliott
01/03/93	-	David Robinson
12/05/93	-	David Robinson
02/06/94	-	David Robinson
02/20/94	-	David Robinson
03/06/94	-	David Robinson
04/24/94	-	David Robinson
04/02/95	-	David Robinson
01/14/96	-	David Robinson
12/28/97	-	David Robinson
02/02/98	-	David Robinson
03/01/98	-	Tim Duncan
03/07/99	-	Tim Duncan
11/28/99	-	Tim Duncan
04/03/00	-	Tim Duncan
01/28/01	-	Tim Duncan
03/11/01	-	Derek Anderson
11/11/01	-	Tim Duncan
11/25/01	-	Tim Duncan
12/30/01	-	Tim Duncan
03/17/02	-	Tim Duncan
03/23/02	-	Tim Duncan
04/07/02	-	Tim Duncan
12/22/02	-	Tim Duncan
12/29/02	-	Tim Duncan
01/26/03	-	Tim Duncan
02/16/03	-	Tim Duncan
03/30/03	-	Tim Duncan
02/08/04	-	Tim Duncan
01/09/05	-	Bruce Bowen
02/13/06	-	Tony Parker
03/11/07	-	Manu Ginobili
04/08/07	-	Tim Duncan
11/25/07	-	Tony Parker
02/24/08	-	Manu Ginobili
12/15/08	-	Tim Duncan
02/02/09	-	Tony Parker
03/30/09	-	Tony Parker
11/30/09	-	Tim Duncan
03/29/10	-	Manu Ginobili
12/20/10	-	Tony Parker
03/14/11	-	Tony Parker
2/6/12	-	Tony Parker
11/26/12	-	Tim Duncan
1/28/13	-	Tony Parker
03/31/14	-	Tim Duncan
04/13/15	-	Tim Duncan
12/21/15	-	Kawhi Leonard
2/8/16	-	LaMarcus Aldridge
3/7/16	-	Kawhi Leonard
1/23/17	-	Kawhi Leonard
3/6/17	-	Kawhi Leonard

NBA PLAYER OF THE MONTH

01/80	-	George Gervin
12/85	-	Alvin Robertson
01/91	-	David Robinson
02/94	-	David Robinson
03/95	-	David Robinson
03/96	-	David Robinson
03/99	-	Tim Duncan
12/01	-	Tim Duncan
03/02	-	Tim Duncan
04/02	-	Tim Duncan
01/13	-	Tony Parker

NBA COACH OF THE MONTH

03/83	-	Stan Albeck
12/85	-	Cotton Fitzsimmons
01/93	-	John Lucas
02/95	-	Bob Hill
04/95	-	Bob Hill
03/96	-	Bob Hill
04/99	-	Gregg Popovich
03/01	-	Gregg Popovich
03/02	-	Gregg Popovich
01/03	-	Gregg Popovich
03/03	-	Gregg Popovich
12/03	-	Gregg Popovich

12/05 – Gregg Popovich
03/06 – Gregg Popovich
03/07 – Gregg Popovich
11/07 – Gregg Popovich
11/10 – Gregg Popovich
12/10 – Gregg Popovich
2/12 – Gregg Popovich
3/12 – Gregg Popovich
3/14 – Gregg Popovich
12/15 – Gregg Popovich
2/17 – Gregg Popovich

NBA ROOKIE OF THE MONTH

03/88 – Greg Anderson
11/88 – Willie Anderson
11/89, 12/89, 1/90, 2/90, 3/90 & 4/90
– David Robinson
11/97, 12/97, 1/98, 2/98, 3/98 & 4/98
– Tim Duncan
03/03 – Manu Ginobili
12/04 – Beno Udrih

SPURS AMONG LEAGUE LEADERS

1976-77

Mike Gale	— 8th in assists	5.8 apg
	— 5th in steals	2.33 spg
George Gervin	— 9th in scoring	23.1 ppg
	— 4th in FG%	.544 (726-1335)
Larry Kenon	— 12th in scoring	21.9 ppg
	— 10th in rebounds	11.3 rpg
Billy Paultz	— 9th in blocks	2.11 bpg

1977-78

Mike Gale	— 4th in steals	2.27 spg
George Gervin	— 1st in scoring	27.2 ppg
	— 7th in FG%	.536 (864-1611)
Larry Kenon	— 19th in scoring	20.6 ppg
	— 8th in FT%	.854 (276-323)
Billy Paultz	— 9th in FG%	.529 (518-979)
	— 5th in blocks	2.43 bpg

1978-79

George Gervin	— 1st in scoring	29.6 ppg
Larry Kenon	— 15th in scoring	22.1 ppg

1979-80

George Gervin	— 1st in scoring	33.1 ppg
Larry Kenon	— 20th in scoring	20.1 ppg
James Silas	— 4th in FT%	.887 (339-382)

1980-81

George Gervin	— 3rd in scoring	27.1 ppg
George Johnson	— 1st in blocks	3.39 bpg

1981-82

Mike Bratz	— 9th in 3-PT FG%	.333 (46-138)
George Gervin	— 1st in scoring	32.3 ppg
	— 4th in FT%	.864 (555-642)
Mike Mitchell	— 18th in scoring	20.5 ppg
Johnny Moore	— 1st in assists	9.6 apg
	— 9th in steals	2.06 spg
George Johnson	— 1st in blocks	3.12 bpg

1982-83

Mike Dunleavy	— 1st in 3-PT FG%	.345 (67-194)
George Gervin	— 4th in scoring	26.2 ppg
	— 4th in FT%	.853 (517-606)
Artis Gilmore	— 1st in FG%	.626 (556-888)
	— 4th in rebounds	12.0 rpg
	— 5th in blocks	2.34 bpg
Johnny Moore	— 2nd in assists	9.8 apg
	— 3rd in steals	2.52 spg

1983-84

George Gervin	— 6th in scoring	25.9 ppg
Artis Gilmore	— 1st in FG%	.631 (351-556)
	— 5th in blocks	2.06 bpg
John Lucas	— 4th in assists	10.7 apg
Mike Mitchell	— 8th in scoring	23.3 ppg
Johnny Moore	— 5th in assists	9.6 apg
	— 3rd in 3-PT FG%	.322 (28-87)

1984-85

Artis Gilmore	— 2nd in FG%	.623 (532-854)
	— 9th in rebounds	10.4 rpg
	— 7th in blocks	2.14 bpg
Mike Mitchell	— 17th in scoring	22.2 ppg
Johnny Moore	— 3rd in assists	10.0 apg
	— 2nd in steals	2.79 spg

1985-86

Artis Gilmore	— 2nd in FG%	.618 (423-684)
Mike Mitchell	— 9th in scoring	23.4 ppg
George Johnson	— 1st in FG%	.632 (362-573)
Alvin Robertson	— 1st in steals	3.67 spg

1986-87

Artis Gilmore	— 2nd in FG%	.597 (346-580)
Alvin Robertson	— 1st in steals	3.21 spg

1987-88

Walter Berry	— 5th in FG%	.563 (540-960)
Johnny Dawkins	— 5th in FT%	.896 (198-221)
Alvin Robertson	— 2nd in steals	2.96 spg

1988-89

Alvin Robertson	— 2nd in steals	3.03 spg
-----------------	-----------------	----------

1989-90

Terry Cummings	— 16th in scoring	22.4 ppg
David Robinson	— 10th in scoring	24.3 ppg
	— 2nd in rebounds	12.0 rpg
	— 3rd in blocks	3.89 bpg

1990-91

David Robinson	— 9th in scoring	25.6 ppg
	— 1st in rebounds	13.0 rpg
	— 2nd in blocks	3.90 bpg
	— 9th in FG%	.552 (754-1366)

1991-92

David Robinson	— 7th in scoring	23.2 ppg
	— 4th in rebounds	12.2 rpg
	— 7th in FG%	.551 (592-1074)
	— 5th in steals	2.32 spg
	— 1st in blocks	4.49 bpg
Rod Strickland	— 5th in assists	8.6 apg

1992-93

Antoine Carr	— 10th in FG%	.538 (379-705)
David Robinson	— 9th in scoring	23.4 ppg
	— 9th in rebounds	11.7 rpg
	— 5th in blocks	3.22 bpg

1993-94

David Robinson	— 1st in scoring	29.8 ppg
	— 3rd in blocks	3.31 bpg
Dennis Rodman	— 1st in rebounds	17.3 rpg

1994-95

Avery Johnson	— 7th in assists	8.2 apg
David Robinson	— 3rd in scoring	27.6 ppg
	— 7th in rebounds	10.8 rpg
	— 4th in blocks	3.23 bpg
Dennis Rodman	— 1st in rebounds	16.8 rpg

SPURS AMONG LEAGUE LEADERS

1995-96

Avery Johnson	— 3rd in assists	9.6 apg
David Robinson	— 5th in scoring	25.0 ppg
	— 2nd in rebounds	12.2 rpg
	— 3rd in blocks	3.30 bpg

1996-97

Avery Johnson	— 17th in assists	6.8 apg
---------------	-------------------	---------

1997-98

Tim Duncan	— 13th in scoring	21.1 ppg
	— 3rd in rebounds	11.9 rpg
	— 6th in blocks	2.51 bpg
	— 4th in FG%	.549 (706-1287)
David Robinson	— 10th in scoring	21.6 ppg
	— 5th in rebounds	10.6 rpg
	— 5th in blocks	2.63 bpg

1998-99

Tim Duncan	— 7th in scoring	21.7 ppg
	— 5th in rebounds	11.4 rpg
	— 7th in blocks	2.52 bpg
	— 10th in FG%	.495 (418-845)
Mario Elie	— 9th in FT%	.866 (103-119)
Avery Johnson	— 9th in assists	7.4 apg
David Robinson	— 10th in rebounds	10.0 rpg
	— 9th in blocks	2.43 bpg
	— 5th in FG%	.509 (268-527)

1999-00

Tim Duncan	— 9th in scoring	23.2 ppg
	— 3rd in rebounds	12.4 rpg
	— 7th in blocks	2.23 bpg
Terry Porter	— 6th in 3PT-FG%	.435 (90-207)
David Robinson	— 9th in rebounds	9.6 rpg
	— 6th in blocks	2.29 bpg
	— 6th in FG%	.512 (528-1031)

2000-01

Tim Duncan	— 14th in scoring	22.2 ppg
	— 4th in rebounds	12.2 rpg
	— 9th in blocks	2.34 bpg
Danny Ferry	— 5th in 3PT-FG%	.449 (70-156)
David Robinson	— 8th in blocks	2.46 bpg

2001-02

Tim Duncan	— 5th in scoring	25.5 ppg
	— 2nd in rebounds	12.7 rpg
	— 4th in blocks	2.48 bpg
	— 9th in FG%	.508 (764-1504)
Steve Smith	— 1st in 3PT-FG%	.472 (116-246)
	— 8th in FT%	.878 (159-181)

2002-03

Bruce Bowen	— 1st in 3PT-FG%	.441
Tim Duncan	— 7th in scoring	23.3 ppg
	— 3rd in rebounds	12.9 rpg
	— 3rd in blocks	2.93 bpg
	— 7th in FG%	.513 (714-1392)

2003-04

Tim Duncan	— 8th in scoring	22.3 ppg
	— 2nd in rebounds	12.4 rpg
	— 10th in FG%	.501 (592-1181)
	— 4th in blocks	2.68 bpg
Manu Ginobili	— 7th in steals	1.77 spg
Hedo Turkoglu	— 8th in 3PT-FG%	.419 (101-241)
Charlie Ward	— 10th in 3PT-FG%	.408 (84-206)

2004-05

Tim Duncan	— 3rd in blocks	2.64 bpg
------------	-----------------	----------

2005-06

Tim Duncan	— 5th in rebounds	11.0 rpg
Tony Parker	— 3rd in FG%	.548 (623-1,136)
Bruce Bowen	— 9th in 3PT-FG%	.424 (104-245)

2006-07

Tim Duncan	— 20th in scoring	20.0 ppg
	— 7th in rebounds	10.6 rpg
	— 9th in FG%	.546 (618-1,131)
	— 5th in blocks	2.38 bpg
Brent Barry	— 3rd in 3PT-FG%	.446 (128-287)

2007-08

Tim Duncan	— 4th in rebounds	11.3 rpg
	— 8th in blocks	1.95 bpg

2008-09

Tim Duncan	— 4th in rebounds	10.7 rpg
	— 11th in blocks	1.68 bpg
Tony Parker	— 11th in assists	6.9 apg
	— 12th in scoring	22.0 ppg
Manu Ginobili	— 8th in FT%	.884 (168-190)
Matt Bonner	— 8th in 3PT-FG%	.440 (118-268)

2009-10

Tim Duncan	— 8th in rebounds	10.1 rpg
Manu Ginobili	— 11th in FT%	.870 (309-355)

2010-11

Matt Bonner	— 1st in 3PT-FG%	.457 (105-230)
Tim Duncan	— 8th in blocks	1.92
	— 12th in rebounds	8.9 rpg
Manu Ginobili	— 11th in steals	1.54 spg
	— 12th in FT%	.871 (357-410)
George Hill	— 17th in FT%	.863 (233-270)
Richard Jefferson	— T-4th in 3PT-FG%	.440 (135-307)
Tony Parker	— 15th in assists	6.6 apg
	— 17th in FG%	.519 (555-1,069)

2011-12

DeJuan Blair	— 9th in FG%	.534 (269-504)
Tim Duncan	— 15th in rebounds	9.0 rpg
Danny Green	— 9th in 3FG%	.436 (102-234)
Tony Parker	— 8th in Assists	7.7 apg

2012-13

Tim Duncan	— 3rd in Blocks	2.65 bpg
Danny Green	— 7th in 3-PT FG%	.429 (177-413)
Tony Parker	— 6th in Assists	7.6 apg
Tiago Splitter	— 7th in FG%	.560 (315-563)

2013-14

Tim Duncan	— T5th in Blocks	1.88 bpg
Marco Belinelli	— 5th in 3-PT FG%	.430 (126-293)
Patty Mills	— 7th in 3-PT FG%	.424 (135-318)
Kawhi Leonard	— 10th in Steals	1.73 spg

2014-15

Kawhi Leonard	— 1st in Steals	2.31 spg
Tim Duncan	— 6th in Blocks	1.96 bpg
Tim Duncan	— 15th in rebounds	9.1 rpg
Danny Green	— 7th in 3-PT FG%	.418 (191-457)

2015-16

Kawhi Leonard	— 3rd in 3PT-FG%	.443 (129-291)
Kevin Martin	— 7th in FT%	.890 (153-172)
Kawhi Leonard	— 15th in scoring	21.2 ppg

2016-17

Kawhi Leonard	— 8th in steals	1.80 spg
Kawhi Leonard	— 9th in scoring	25.5 ppg

SPURS ALL-TIME DRAFT HISTORY

THE ABA DRAFT 1967

First Five Rounds

Matthew Aitch, Michigan St.

Jim Burns, Northwestern

Gary Gray, Oklahoma City

Pat Riley, Kentucky

Jamie Thompson, Wichita St.

Additional Rounds

Paul Brateris, Tennessee Wesleyan

Jeff Fitch, East Texas St.

Ted Manning, North Carolina A&T

Duane Heckman, Dickinson College

Gilbert McDowell, Tennessee Wesleyan

Jerry Southwood, Vanderbilt

Tom Storm, Montana St.

1968

First Five Rounds

Shaler Halimon, Utah St.

Rich Jones, Memphis St.

Bob Lewis, South Carolina St.

John Smith, Southern Colorado St.

Jo Jo White, Kansas

Second Five Rounds

Wally Anderzunas, Creighton

Ron Boone, Idaho St.

Glen Combs, Virginia Tech

C.A. Core, SE Louisiana

Roy Manning, Lane College

Third Five Rounds

Billy Arnold, Texas

Gene Jones, Missouri

Gene Littles, High Point

Mickey McCarty, TCU

Calvin Pettit, Central Missouri St.

Additional Rounds

Willie Worsley, Texas-El Paso

1969

First Five Rounds

Willie Brown, Middle Tennessee St.

Bobby Christian, Grambling

Tom Hagan, Vanderbilt

A.W. Holt, Jackson St.

Charlie Robison, Smith College

Cliff Shegogg, Colorado St.

Second Five Rounds

Butch Beard, Louisville

Jake Ford, Maryland St.

Jud Roberts, Mercer University

Ron Sanford, New Mexico

Willie Scott, Troy St.

1970

First Five Rounds

Nate Archibald, Texas-El Paso

Immanuel Cannon, Grambling

Bob Croft, Tennessee

Joe Hamilton, North Texas St.

John Johnson, Iowa

Stan Love, Oregon

Second Five Rounds

Michael Bernard, Kentucky St.

Bill Cain, Iowa St.

Randall Causey, McMurtry

Al Henry, Wisconsin

Steve Patterson, UCLA

Glen Vidnovic, Iowa

Third Five Rounds

Paul Brown, Arkansas Tech

Ron Pitts, Wiley College

1971

First Three Rounds

Roger Brown, Kansas

Stan Love, Oregon

Gary Nelson, Duquesne

Walt Szczerbiak, George Washington

Sidney Wicks, UCLA

Additional Rounds

4. Gene Phillips, SMU

5. Collis Jones, Notre Dame

6. George Trapp, Long Beach St.

7. Sterling Quant, Central St.

8. Curtis Rowe, UCLA

9. Jimmy Guymon, E. New Mexico St.

10. Gene Knolle, Texas Tech

11. Al Shumate, North Texas St.

12. Willie Hart, Grambling

13. Eugene (Goo) Kennedy, TCU

14. Bill Brickhouse, Montana St.

15. William Chatman, Baylor

16. Harry Taylor, Los Angeles Baptist

17. Dan McGhee, Howard Payne

1972

First Five Rounds

LaRue Martin, Loyola, Chicago

Mike Ratliff, Eau Claire St.

Bob Morse, Penn

Bill Walton, UCLA

Steve Hawes, Washington

Additional Rounds

Jim Creighton, Colorado

Frank Schade, Eau Claire St.

Anselvy Truitt, California

Wayne Grabiec, Michigan

Jerry Zelinski, Northern Illinois

Jeff Hickman, Houston

Stan Key, Kentucky

Don Wiese, Ripon College

Rhea Taylor, Arizona St.

Ron Williams, Murray St.

Joe Reddick, Albany St.

Al Vilcheck, Louisville

1972

Special Circumstance Draft

1. Kevin Kunnert, Iowa

2. John Brown, Missouri

1973

ABA Dispersal Draft (Held after 1972 season following dissolution of Miami & Pittsburgh)

1. Harley Swift, East Tennessee St. (Pittsburgh)

2. John Gianelli, Pacific (Pittsburgh)

3. Jerry Brucks, Wyoming (Miami)

4. Bobby Jack, Oklahoma (Miami)

1973

1. Mike D'Antoni, Marshall

2. Kevin Joyce, South Carolina

3. Tom Kozelko, Toledo

4. Traded to New York

5. Luke Witte, Ohio St.

6. Gary Melchionni, Duke

7. Richie Fuqua, Oral Roberts

8. Henry Wilmore, Michigan

9. Mark Sibley, Northwestern

10. Larry Lilly, Alabama St.

1973

Undergraduate Draft

1. Dwight Jones, Houston

2. Tom Henderson, Hawaii

1973

Supplementary Draft

1. Craig Littlepage, Penn

2. John Coughran, California

3. Bob Fullerton, Xavier

4. Bob Kilgore, Michigan St.

5. Ron Hogue, Georgia

6. John Lang, Augustana

7. Jeff Overhouse, Texas A&M

8. Tim Dominiz, Valdosta St.

9. Bill Harris, Northern Illinois

10. Bob Bodell, Maryland

11. Leon Howard, Wisconsin

12. Jeff Jellison, SE Massachusetts

1974

1. Traded to Virginia

2. Leonard Robinson, Tennessee St.

3. Traded to Utah

3. Collis Temple, LSU (from Kentucky)

4. Fred Saunders, Syracuse

4. Kim Hughes (from Indiana)

5. Eugene Short, Jackson St.

6. Gary Anderson, Wisconsin

7. Gerald Cunningham, Kentucky St.

8. Hercle Ivy, Iowa St.

9. Walter Luckett, Ohio

10. Charles Ogan, Carson-Newman

1975

1. Mark Olberding, Minnesota

2. Traded to Indiana

2. Rick Suttle, Kansas (from Kentucky)

3. Billy Taylor, LaSalle

4. Ken Smith, Tulsa

5. Robert Parish, Centenary

6. Bayard Forrest, Grand Canyon

7. Henry Ward, Jackson St.

8. Gary Tomaszewski, St. Mary's

1976

(NBA Dispersal Draft)

1. Louie Dampier, Kentucky

THE NBA DRAFT

1977

1. Traded to Los Angeles

2. Jeff Wilkins, Illinois St.

3. Dan Henderson, Arkansas St.

4. Matt Hicks, Northern Illinois

5. Scott Sims, Missouri

6. Bruce Buckley, North Carolina

7. Richard Robinson, New Mexico St.

8. Jerome Gladney, Arizona

1978

1. Frankie Sanders, Southern

2. Traded to Seattle

3. Gerald Henderson, Va. Common

4. Rich Adams, Illinois

5. Eugene Parker, Purdue

6. Harry Morgan, Indiana St.

7. Hector Olivencia, Sacred Heart

8. Henry Taylor, Pan American

9. Rick Taylor, Arizona St.

10. Larry Brewster, Florida

1979

1. Wiley Peck, Mississippi St.

2. Traded to Portland

3. Sylvester Norris, Jackson St.

4. Al Daniel, Furman

5. Steve Schall, Arkansas

6. Terry Knight, Pittsburgh

7. Tyrone Branyan, Texas

8. Ed Jones, Tennessee St.

9. Eddie McLeod, UNLV

10. Glen Fine, Harvard

1980

1. Reggie Johnson, Tennessee

2. Traded to Los Angeles

3. Michael Wiley, Long Beach St. (from KC)

3. Lavon Mercer, Georgia (from Houston)

SPURS ALL-TIME DRAFT HISTORY

- Rich Yonaker, North Carolina
- Calvin Roberts, Cal State-Fullerton
- Gib Hinz, Wisconsin-Eau Claire
- Dean Uthoff, Iowa St.
- Allan Zahn, Arkansas
- Bill Bailey, Pan American
- Al Williams, North Texas St.
- Steve Schall, Arkansas

1981

- Traded to New Jersey
- Gene Banks, Duke (from Cleveland)
- Ed Rains, South Alabama (from Seattle)
- Traded to Washington
- Tom Baker, Eastern Kentucky
- Earl Belcher, St. Bonaventure
- Mike Rhodes, Vanderbilt
- Doc Shavers, Jackson St.
- Mark Mindeman, N. Michigan
- Bob Bartholemew, San Diego
- Leonel Marquetti, Hampton Institute
- Alvin Brooks, Lamar

1982

- Traded to Detroit
- Oliver Robinson, UAB
- Willie Redden, South Florida
- Tony Grier, South Florida
- Clarence Swanegan, Texas Tech
- Jaime Pena, New Mexico St.
- Delonte Taylor, North Texas St.
- Chris Faggi, Memphis St.
- Harry O'Brien, St. Mary's
- Keith White, McMurray

1983

- John Paxson, Notre Dame
- Darrell Lockhart, Auburn (from Atlanta)
- Traded to New Jersey
- Kevin Williams, St. John's (from Los Angeles)
- Traded to Cleveland
- Brant Weidner, William & Mary
- Jeff Pehl, Richmond
- Ricky Hooker, St. Mary's
- Keith Williams, Panhandle St.
- Norville Brown, Oklahoma Christian
- Gary Gaspard, St. Mary's
- Lamar Heard, Georgia

1984

- Alvin Robertson, Arkansas
- Traded to Detroit
- Traded to Kansas City
- Joe Binion, North Carolina A&T (from Denver)
- Joe Devereaux, Ohio
- Ozell Jones, Cal State-Fullerton (from Milwaukee)
- Eric Richardson, Alabama
- Dion Brown, SW Louisiana
- Michael Pitts, California
- Danny Tarkanian, UNLV
- Melvin Roseboro, St. Mary's
- Frank Rodriguez, New Mexico St.

1985

- Alfredrick Hughes, Loyola
- Mike Brittain, South Carolina (from Sacramento)
- Tyrone Corbin, DePaul (from Washington)
- Traded to New Jersey
- Traded to Detroit
- Scott Roth, Wisconsin
- Clayton Olivier, USC
- Chris Harper, Oregon
- Al Young, Virginia Tech

1986

- Johnny Dawkins, Duke
- Kevin Duckworth, Eastern Illinois
- Forrest McKenzie, Loyola Marymount (from N.Y.)
- Carlos Briggs, Baylor
- Earl Kelley, Connecticut
- Kevin Lewis, SMU
- Michael Anderson, Pan American

1987

- David Robinson, Navy
- Greg Anderson, Houston (from L.A. Lakers)
- Nate Blackwell, Temple
- Phil Zevenbergen, Washington
- Todd May, Pikeville
- Dennis Williams, Georgia
- Ricky Brown, South Alabama
- Raynard Davis, Texas

1988

- Willie Anderson, Georgia
- Shelton Jones, St. John's (from New Jersey)
- Traded to Philadelphia
- Barry Sumpter, Austin Peay
- Archie Marshall, Kansas (from L.A. Lakers)

1989

- Sean Elliott, Arizona
- Traded to Milwaukee

1990

- Dwayne Schintzius, Florida
- Tony Massenburg, Maryland (from Milwaukee)
- Traded to L.A. Lakers
- Sean Higgins, Michigan (from L.A. Lakers)

1991

- Traded to Orlando
- Greg Sutton, Oral Roberts

1992

- Tracy Murray, UCLA
- Henry Williams, UNC Charlotte

1993

- Traded to Charlotte
- Chris Whitney, Clemson

1994

- Bill Curley, Boston College
- Traded to Sacramento

1995

- Cory Alexander, Virginia
- Traded to Houston

1996

- Traded to New York
- Traded to Charlotte

1997

- Tim Duncan, Wake Forest
- Traded to Detroit

1998

- Traded to Vancouver
- Derrick Dial, Eastern Michigan

1999

- Traded to Dallas
- Manu Ginobili, Argentina

2000

- Traded to Chicago

- Chris Carrawell, Duke
- Traded to L.A. Lakers

2001

- Tony Parker, France
- Robertas Javtokas, Lithuania
- Bryan Bracey, Oregon

2002

- Traded to Philadelphia
- Luis Scola, Argentina
- Traded to Philadelphia

2003

- Traded to Phoenix
- Traded to Detroit

2004

- Beno Udrih, Slovenia
- Viktor Sanikidze, Republic of Georgia (from Atlanta)
- Romain Sato, Xavier
- Sergei Karaulov, Uzbekistan

2005

- Ian Mahinmi, France
- Traded to Atlanta

2006

- Traded to New York
- Traded to Milwaukee

2007

- Tiago Splitter, Brazil
- Marcus Williams, Arizona (from Milwaukee)
- Traded to Toronto

2008

- George Hill, IUPUI
- Malik Hairston, Oregon (from Phoenix)
- James Gist, Maryland

2009

- DeJuan Blair, Pittsburgh
- Jack McCClinton, Miami
- Nando De Colo, France

2010

- James Anderson, Oklahoma State
- Ryan Richards, England

2011

- Kawhi Leonard, SDSU (from Indiana)
- Cory Joseph, Texas
- Davis Bertans, Latvia (from Indiana)
- Adam Hanga, Hungary

2012

- Marcus Denmon, Missouri

2013

- Livio Jean-Charles, France
- Deshaun Thomas, Ohio State

2014

- Kyle Anderson, UCLA
- Nemanja Dangubic, Serbia

2015

- Nikola Milutinovic, Serbia
- Cady Lalanne, UMass

2016

- Dejounte Murray, Washington

2017

- Derrick White, Colorado
- Jaron Blossomgame, Clemson

KEY DATES IN SPURS HISTORY

OCTOBER 10, 1973

In the first game in San Antonio history, the Spurs fell to the San Diego Conquistadors 121-106 in the HemisFair Arena ... Rich Jones led the Spurs in scoring with 25 points ... the Spurs lost their first four games before claiming their first win on 10/16/73 when they beat the Virginia Squires 116-106.

JANUARY 30, 1974

After a month of fighting, Angelo Drossos pulled off the biggest deal in Spurs history, purchasing George Gervin from the Virginia Squires ... the transaction wasn't a simple one due to legal battles between the Spurs, the Squires and the ABA League Office ... In fact, at one point, the 21-year-old Gervin went into hiding for a week as the three parties battled it out ... in the end Drossos and the Spurs won, and the rest, as they say, is history.

JANUARY 28, 1975

On this date the city of San Antonio hosted the 1975 ABA All-Star Game ... on the West squad were three Spurs, George Gervin, James Silas and Swen Nater ... but the East team dominated the game, posting a 151-124 win in front of 10,449 in the HemisFair Arena ... the coaches that night were Kevin Loughery and Larry Brown.

OCTOBER 22, 1976

The Spurs made their NBA debut, beating the 76ers 121-118 in Philadelphia ... Billy Paultz paced the Spurs with 27 points ... also making his NBA debut that night was Julius Erving of the Sixers ... later in the week, on 10/27/76, the Spurs played their first NBA game in the HemisFair Arena, beating Phoenix 115-106 behind a 41-point effort by Larry Kenon ... the Spurs finished their first NBA season with a 44-38 record and a trip to the playoffs.

APRIL 9, 1978

George Gervin set an NBA record scoring 33 points in the second quarter as the Spurs fell to New Orleans 153-132 in the final game of the regular season ... earlier in the day David Thompson had scored 73 points and entering the game Gervin knew that he needed to score 58 points to edge out Thompson for the 1978 NBA scoring title ... Gervin came through ... he had 53 at halftime and finished the game with 63 points—despite sitting out the fourth quarter—to claim his first scoring title.

APRIL 15, 1983

Spurs announced their All-Decade Team ... on the squad were George Gervin, Artis Gilmore, Mike Mitchell, James Silas and Mark Olberding ... the Iceman was named the Spurs Player of the Decade ... the same night Artis Gilmore scored his 20,000th career point.

FEBRUARY 28, 1984

The Spurs retired the No. 13 worn by James Silas ... it was the first number ever retired by the Spurs franchise and Silas earned the honor ... in his career he appeared in 618 games, scoring 10,290 points and handing out 2,406 assists ... Silas — who was an original Spur — enjoyed his best season in 1975-76 when he averaged 23.8 points, 5.4 assists and 4.0 rebounds ... his career was cut short by a knee injury that he suffered in November of 1976.

MAY 17, 1987

The Spurs won the NBA Draft Lottery in New York ... Bob Bass was on hand with a lucky Red Chameleon ... the good luck charm worked as the Spurs beat out six other teams and won the number one pick in the 1987 Draft, which they used to select All-Star center David Robinson.

DECEMBER 5, 1987

On this night the Spurs retired the No. 44 jersey worn by George Gervin ... 15,786 were on hand to pay tribute to the greatest player in Spurs history ... in his 12 seasons with the Spurs, the Iceman scored 23,602 points and led the NBA in scoring four times.

MAY 27, 1988

Red McCombs purchased the Spurs for \$47 million, becoming the first principal owner of the franchise ... the transaction took place after months of negotiations between McCombs and the Spurs original majority owner, Angelo Drossos.

NOVEMBER 4, 1989

In his first NBA game rookie center David Robinson led the Spurs to a 106-98 win over the Lakers in front of a crowd of 15,868 in the HemisFair Arena ... Robinson didn't miss a beat despite the fact that he had spent the two previous years serving as a Navy ensign, stationed at Kings Bay, GA ... the Admiral finished the game with 23 points and 17 rebounds.

MARCH 26, 1993

On this date a group of 22 investors purchased the franchise from Red McCombs ... the two leaders of the group were Bob Coleman and Robert McDermott ... the original deal was struck on 2/19/93 between the group and McCombs, then a month later the move — with some minor changes — was approved by the NBA League Office.

MAY 20, 1993

The end of an era ... after calling the HemisFair Arena home for 20 years the Spurs played their final game in the Arena falling to the Suns 102-100 in Game 6 of their Western Conference Semifinal series ... in those 20 seasons, the Spurs played 893 regular season and playoff games in the Arena, attracting 9,383,257 fans.

MAY 23, 1995

On this date the NBA announced its 1994-95 Most Valuable Player — Mr. David Robinson ... the Admiral led the Spurs to a 62-20 record — the best mark in the NBA in 1994-95 — and became the first player in San Antonio history to win the award ... Robinson was among league leaders in five categories: scoring, rebounding, blocked shots, steals and field goal percentage.

KEY DATES IN SPURS HISTORY

FEBRUARY 11, 1996

One of the most exciting weekends in San Antonio history was capped with the 46th Annual NBA All-Star Game ... a crowd of 36,037 packed the Alamodome and saw the East defeat the West 129-118 despite solid efforts from Spurs All-Stars David Robinson and Sean Elliott ... the entire 1996 NBA All-Star Weekend was a hit as, for three days, the eyes of the basketball world were focused on the Alamo City.

MAY 6, 1996

In Springfield, Massachusetts, George Gervin was inducted into the Naismith Memorial Basketball Hall of Fame ... the honor is one that Gervin deserves ... in his 14-year professional career he scored 26,595 points which is the 12th highest total in history.

MAY 17, 1997

Ten years after winning the 1987 NBA Draft Lottery, the Spurs won the 1997 Lottery and the right to select Wake Forest star Tim Duncan ... winning the lottery was one of the few bright spots for the Spurs during the 1996-97 season ... they limped through the year without David Robinson and others, finishing with a 20-62 mark.

MARCH 20, 1998

On this date the Spurs retired the No. 00 of point guard Johnny Moore ... in his nine seasons with the Spurs, Moore appeared in 519 games, averaging 9.4 points and 7.4 assists per game ... Moore — whose career was cut short by Desert Fever — joined George Gervin and James Silas becoming just the third player in Spurs history to have their number retired by the franchise.

JUNE 25, 1999

An Avery Johnson 18-foot jumper with 47.0 seconds left gave the Spurs a 78-77 lead over the New York Knicks in Madison Square Garden in Game 5 of the 1999 NBA Finals ... neither team scored another point, as the Spurs held on to win the game and capture their first NBA Championship.

JUNE 15, 2003

Stephen Jackson's jumper gives the Spurs the lead with 6:34 left in the fourth quarter of Game 6 of the NBA Finals ... the Spurs outscore the Nets 15-5 down the stretch to clinch the second NBA Championship in franchise history.

NOVEMBER 10, 2003

David Robinson had his No. 50 hoisted into the rafters of the AT&T Center ... Robinson retired as the Spurs all-time NBA leader in games, points, rebounds, steals and blocks ... he finished his career with a pair of NBA Championships (1999 and 2003) and a legacy off the court thanks to the Carver Academy, a school on the East Side of San Antonio created by Robinson.

MARCH 6, 2005

The Spurs retired Sean Elliott's No. 32 ... Elliott, who played 11 years in the Silver and Black, ended his career as the Spurs all-time leader in three-point field goals made (with 563) and attempted (1,485) ... the two-time NBA All-Star helped lead the Spurs to their first NBA Championship in 1999.

JUNE 23, 2005

The Spurs defeated the Pistons in Game 7 of the NBA Finals to capture their third NBA Championship in seven years ... Tim Duncan joined Magic Johnson, Michael Jordan and Shaquille O'Neal as the only players to capture three Finals MVP awards ... Duncan finished with 25 points and 11 rebounds to propel the Spurs to a 81-74 victory.

JUNE 14, 2007

Four-for-four ... the Spurs won their fourth NBA Championship by sweeping the Cavaliers in the 2007 Finals ... San Antonio won Game 4 in Cleveland 83-82 behind 27 points from Manu Ginobili and 24 from Tony Parker ... Parker, who averaged 24.5 points while shooting .568 from the field, made NBA history becoming the first European-born player to be named the Finals MVP.

DECEMBER 22, 2007

Avery Johnson became the sixth Spur to have his jersey retired ... during his 10 years in San Antonio, AJ appeared in 644 games and is the Spurs all-time assists leader (handing out 4,474) ... the starting point guard for the Spurs 1999 NBA Championship team ... his No. 6 now hangs alongside two former teammates: Sean Elliott and David Robinson.

SEPTEMBER 11, 2009

David Robinson's career is capped off with his induction to the Naismith Memorial Basketball Hall of Fame ... over his 14-year career he averaged 21.1 points, 10.6 rebounds and 2.99 blocks in 987 regular season games ... a 10-time NBA All-Star, Robinson was the first Spurs player to win the MVP Award (1995) ... was named one of the NBA's 50 Greatest Players in 1996.

DECEMBER 12, 2010

Less than a month after becoming the Spurs all-time NBA scoring leader, Tim Duncan surpasses David Robinson as the Silver and Black's all-time leader in games played, taking the floor for the 988th time in his storied career.

MARCH 21, 2012

Known as one of the best defenders of his era, Bruce Bowen has his jersey retired in the rafters of the AT&T Center ... spent nine seasons (2001-09) with the Spurs and was a member of three NBA Championship teams (2003, 2005 and 2007) ... earned a spot on the NBA's All-Defensive Team in eight of his nine seasons ... On Feb. 22, 2002, started a streak of 500 consecutive games played and started which lasted until March 14, 2008 (Spurs franchise record).

KEY DATES IN SPURS HISTORY

2012-13 SEASON

The San Antonio Spurs celebrated their 40th anniversary throughout the 2012-13 season ... in the summer of 1973 a group of local investors leased the Dallas Chaparrals and relocated the team to San Antonio ... midway through their first season in the Alamo City the group purchased the team outright, and the Spurs have been a mainstay in San Antonio culture ever since ... the Silver and Black played their first three seasons in the ABA before joining the NBA in the summer 1976, along with the Nets, Nuggets and Pacers ... since the team moved to San Antonio, 318 players have suited up for the Spurs ranging from NBA Hall of Famers George "Iceman" Gervin and David Robinson to Steve Bardo who did not score in one minute of action in his only game with the team.

MARCH 22, 2013

Spurs Head Coach Gregg Popovich became the 12th coach in NBA history to reach the 900-win plateau with a 104-97 victory vs. Utah on March 22 ... he is also the second coach (Jerry Sloan, Utah - 1,127) in NBA history to win 900 games with one franchise.

JUNE 6, 2013

The San Antonio Spurs began their fifth NBA Finals appearance in franchise history against the Miami Heat in June of 2013 ... the fifth appearance ranked eighth all-time in Finals history ... the Silver and Black defeated the L.A. Lakers (4-0), Golden State Warriors (4-2) and the Memphis Grizzlies (4-0) to advance to the Finals stage ... the Heat went on to win the best-of-seven series, 4-3 ... during these Finals, Tim Duncan became just the second player in NBA history to appear in a Finals series in three separate decades.

JUNE 15, 2014

The San Antonio Spurs won their fifth NBA Title in franchise history with a 4-1 best-of-seven series win vs. the Miami Heat ... the Silver and Black defeated the Dallas Mavericks (4-3), Portland Trail Blazers (4-1) and the Oklahoma City Thunder (4-2) to advance to their second consecutive NBA Finals. Spurs forward Kawhi Leonard was named the 2014 NBA Finals MVP, becoming the third-youngest player in history to win the award.

FEBRUARY 9, 2015

Spurs head coach Gregg Popovich became the ninth head coach in NBA history to record 1,000 career wins with a 95-93 victory at Indiana on Feb. 9 ... Popovich became the third fastest coach to 1,000 career victories, trailing only Phil Jackson and Pat Riley, and the second coach all time to record 1,000 wins with one franchise, joining Utah's Jerry Sloan.

APRIL 7, 2015

The Spurs trio of Tim Duncan, Manu Ginobili and Tony Parker set a new record for most games played by a trio in NBA history by playing their 730th career game together at Oklahoma City on April 7 ... San Antonio's "Big Three" played 14 seasons together spanning from 2002-16.

NOVEMBER 1, 2015

The Spurs trio of Tim Duncan, Manu Ginobili and Tony Parker set a new record for most regular season wins by a trio in NBA history by winning their 541st career game together at Boston on November 1 ... San Antonio's "Big Three" won 575 regular season games together from the 2002-03 season through the 2015-16 season.

NOVEMBER 16, 2015

Tim Duncan recorded his 2,955th career block moving into fifth place on the NBA's all-time blocks list vs. Portland on November 16 ... With the rejection, Duncan passed David Robinson to also become San Antonio's all-time franchise leader in blocks.

APRIL 5, 2016

Tim Duncan earned his 1,000th career win at Utah on April 5, joining Kareem Abdul-Jabbar and Robert Parish as just the third player in NBA history to win 1,000 games ... Duncan is the only player ever to register 1,000 wins with one team.

DECEMBER 18, 2016

Tim Duncan's No. 21 jersey is retired in the AT&T Center ... Duncan is the eighth player in Spurs history to have his jersey retired ... One of three players in NBA history to reach 1,000 career wins, Duncan is the Spurs all-time franchise leader in points, rebounds, blocks, games played and minutes played ... he is the only player in Spurs franchise history to win five NBA championships and the Silver and Black reached the playoffs in each of his 19 seasons ... since Duncan was drafted first overall in the 1997 NBA Draft, the Spurs posted the best winning percentage over any 19-year span in NBA history.

FEBRUARY 4, 2017

San Antonio head coach Gregg Popovich passes Utah's Jerry Sloan for the most wins with a single franchise in NBA history. Popovich collects his 1,128th career win as head coach of the Spurs, passing Sloan's 1,127 with the Jazz.

SPURS ALL-TIME TRANSACTIONS

(NBA SEASONS ONLY)

1976-77

August 5: Selected Louie Dampier in the NBA Dispersal Draft.
 August 20: Signed Mike D'Antoni.
 October 19: Waived Ken Smith.
 November 4: Signed Louie Nelson.
 November 16: Acquired Mack Calvin from the L.A. Lakers.
 November 17: Waived Louie Nelson.
 November 22: Waived Mike D'Antoni.
 December 13: Waived Henry Ward.
 February 11: Waived Mack Calvin.
 April 19: Signed Rick Bullock.
 May 5: Re-signed Head Coach Doug Moe.

1977-78

July 20: Signed draft pick Jeff Wilkins.
 October 14: Signed Jim Eakins;
 Released Jeff Wilkins.
 November 12: Acquired Mike Green from Seattle for second round draft picks in 1978 and 1979.
 November 22: Waived Jim Eakins.
 November 28: Waived Scott Sims.
 April 14: Named George Karl Assistant Coach.
 May 8: Re-signed Mike Gale.
 May 11: Signed Head Coach Doug Moe to a contract extension.

1978-79

June 12: Re-signed Billy Paultz.
 July 7: Acquired Mel Davis from New Orleans for a third round draft pick in 1979.
 September 20: Waived Gerald Henderson and Marshall Rogers.
 September 23: Re-signed George Gervin.
 September 25: Waived Rich Adams.
 October 2: Waived Moe Layton.

1979-80

June 26: Acquired the rights to draft choice Johnny Moore from Seattle for cash.
 July 19: Signed draft choice Wiley Peck.
 July 20: Acquired Paul Griffin from Utah compensating the loss of Allan Bristow.
 July 23: Signed draft choices Johnny Moore, Sylvester Norris, Al Daniel and Terry Knight.
 August 31: Acquired Kevin Restani from Milwaukee for cash.
 September 5: Acquired Tate Armstrong from Chicago compensating the loss of Coby Dietrick.
 September 12: Re-signed Larry Kenon.
 September 13: Traded Mike Green to Kansas City for a second round draft pick in 1980 and cash.
 October 5: Acquired Irv Kiffin from the Los Angeles Lakers for a second round draft pick in 1980.
 December 19: Waived Irv Kiffin.
 January 18: Acquired John Shumate and cash from Houston for Billy Paultz.
 March 22: Signed Tim Bassett.

1980-81

June 6: Waived Tim Bassett.
 June 11: Named Stan Albeck Head Coach.
 June 12: Named Morris McHone Assistant Coach.
 June 18: Signed Johnny Moore.
 July 7: Signed Ed Lawrence and Danny Salisbery.
 July 28: Renegotiated the contract of George Gervin.
 August 15: Signed George Johnson.
 September 12: Received second round draft picks from Cleveland and Seattle as compensation for losing Larry Kenon.
 September 26: Acquired Dave Corzine from Washington for second round picks in 1981 and 1982.
 October 4: Waived Sylvester Norris.
 October 6: Traded Mike Evans to Milwaukee for cash.
 November 24: Traded John Shumate to Seattle for cash.
 December 19: Acquired Ron Brewer from Portland for Mike Gale.
 February 8: Signed Gus Gerard to a 10-day contract.
 March 2: Released Gus Gerard.

1981-82

June 16: Traded James Silas and rights to Rich Yonakor to Cleveland for 1982 second round pick and cash.
 July 24: Signed draft choices Gene Banks and Ed Rains.
 October 28: Acquired Mike Bratz from Cleveland for a third round draft pick in 1983.
 December 21: Waived Kevin Restani.
 December 24: Acquired Mike Mitchell and Roger Phegley from Cleveland for Ron Brewer and Reggie Johnson.
 December 29: Signed Steve Hayes to a 10-day contract.
 February 16: Acquired John Lambert from Kansas City for a third round draft pick in 1984 and cash.
 March 8: Signed Rich Yonakor to a 10-day contract.
 March 29: Signed Rich Yonakor for the remainder of the season.
 May 20: Re-signed Head Coach Stan Albeck.
 May 25: Re-signed Assistant Coach Morris McHone.

1982-83

July 22: Acquired Artis Gilmore from Chicago for Dave Corzine and Mark Olberding.
 July 30: Re-signed Rich Yonakor; Signed Walter Daniels and Daryl Braden.
 September 28: Acquired Jim Johnstone and second round draft picks in 1983 and 1985 from Atlanta for George Johnson.
 September 30: Signed draft choices Oliver Robinson and Willie Redden.
 October 14: Re-signed Johnny Moore.
 October 16: Signed Mike Dunleavy as a veteran free agent from Houston.
 October 18: Signed Bill Willoughby as a veteran free agent from Houston.
 October 26: Waived Willie Redden and U.S. Reed.
 December 14: Waived Jim Johnstone.
 January 18: Signed Coby Dietrick to a 10-day contract. Chicago received a fourth round draft pick in 1983 for relinquishing his rights.
 February 8: Waived Coby Dietrick.
 February 9: Signed Mike Sanders.
 February 10: Waived Bill Willoughby. Acquired Edgar Jones from Detroit for a second round draft pick in 1984 and a third round selection in 1985.
 March 4: Signed Geoff Crompton to a 10-day contract.
 March 14: Signed Geoff Crompton for the remainder of the season.
 March 23: Signed Robert Smith.
 April 6: Signed Billy Paultz.
 April 7: Waived Geoff Crompton.

1983-84

June 10: Named Morris McHone Head Coach;
 Named Allan Bristow Assistant Coach.
 June 15: Acquired Fred Roberts from New Jersey for rights to Head Coach Stan Albeck.
 July 1: Signed Mike Mitchell.
 July 11: Acquired Dave Batton from Washington for future considerations.
 August 3: Waived Ed Rains.
 August 17: Signed draft pick Darrell Lockhart;
 Signed David Lawrence.
 August 22: Signed draft choice Kevin Williams.
 October 14: Waived Robert Smith.
 October 17: Acquired Keith Edmonson from Atlanta for cash.
 Waived Mike Sanders.
 October 18: Waived Oliver Robinson.
 October 25: Waived David Lawrence.
 November 4: Acquired Mark McNamara from Philadelphia for a second round draft pick in 1986; Waived Darrell Lockhart.
 November 10: Waived Dave Batton.
 December 4: Signed John Lucas; Waived Roger Phegley.
 December 12: Waived Kevin Williams.
 December 28: Named Bob Bass Head Coach replacing Morris McHone.
 January 2: Signed Robert Miller to a 10-day contract.
 January 11: Waived Robert Miller.
 January 12: Signed Dave Robisch to a 10-day contract.
 January 21: Acquired Ron Brewer from Golden State for a second round draft pick in 1985 and cash; Received a second round draft pick in 1984 for Keith Edmonson.
 Waived Dave Robisch.
 January 22: Waived Dave Robisch.
 February 25: Signed Steve Lingenfelter to a 10-day contract.

SPURS ALL-TIME TRANSACTIONS

(NBA SEASONS ONLY)

March 5: Waived Steve Lingenfelter.
 March 6: Signed Brant Weidner to a 10-day contract.
 March 26: Signed Brant Weidner for the remainder of the season.
 May 2: Re-signed Edgar Jones.
 May 9: Named Cotton Fitzsimmons Head Coach.
 May 25: Signed Ralph McPherson, Charlie Jones and Jose Slaughter.

1984-85

July 15: Named Scotty Robertson and Gary Fitzsimmons Assistant Coaches.
 July 17: Signed draft choice Alvin Robertson.
 July 19: Waived Brant Weidner.
 August 17: Waived Dean Marquardt, Ken Stancell and Ralph McPherson.
 August 23: Signed draft choice Ozell Jones.
 August 29: Signed draft choice Joe Binion.
 September 11: Waived Charlie Jones.
 September 12: Matched an offer sheet from Houston to retain John Lucas.
 September 27: Signed Ron Brewer.
 October 4: Acquired James Bailey from Houston for John Lucas.
 December 5: Waived Ron Brewer.
 December 11: Acquired Billy Knight from Kansas City for Mark McNamara.
 December 14: Acquired Jeff Cook from Cleveland for Edgar Jones and cash.
 December 15: Acquired Marc Iavaroni from Philadelphia for a third round draft pick in 1986.
 December 18: Acquired Utah's second round picks in 1986 and 1988 in exchange for Fred Roberts.
 April 10: Signed David Thirdkill.
 April 12: Signed Linton Townes.
 May 2: Announced Scotty Robertson resigned as Assistant Coach.

1985-86

June 18: Acquired Steve Johnson and a second round draft pick in 1985 from Chicago for Gene Banks.
 June 19: Waived Billy Knight.
 July 2: Waived David Thirdkill.
 July 8: Signed draft choice Mike Brittian.
 July 11: Signed draft choice Alfredrick Hughes.
 July 16: Waived Linton Townes. Named Don Buse Assistant Coach.
 August 29: Signed Victor Fleming.
 September 18: Signed Sidney Lowe and Stewart Granger.
 September 20: Re-signed Jeff Cook; Signed draft choice Tyrone Corbin.
 October 9: Acquired Earl Jones from the Los Angeles Lakers for future considerations.
 October 14: Waived Stewart Granger and Sidney Lowe. Re-signed Marc Iavaroni.
 October 15: Signed Wes Matthews.
 October 23: Acquired Jon Sundvold from Seattle for a second round draft pick in 1986.
 October 24: Acquired David Greenwood from Chicago for George Gervin.
 October 25: Waived Victor Fleming and Ozell Jones.
 October 29: Signed Johnny Moore.
 January 15: Signed Rod Higgins to a 10-day contract.
 February 1: Signed Ennis Whatley to a 10-day contract; Waived Rod Higgins.
 February 10: Signed Jeff Lamp and Ray Williams to 10-day contracts.
 February 16: Acquired Jeff Wilkins from Utah for Marc Iavaroni and Jeff Cook.

1986-87

May 27: Named Bob Weiss Head Coach.
 June 19: Acquired Mychal Thompson and the draft rights to Larry Krystkowiak from Portland for Steve Johnson.
 July 2: Re-signed Alvin Robertson.
 July 9: Named Lee Rose Assistant Coach.
 July 15: Signed Ed Nealy.
 July 23: Signed draft choice Johnny Dawkins.
 September 25: Re-signed Artis Gilmore.

October 8: Waived Forrest McKenzie, Alfredrick Hughes and Wes Matthews.
 October 22: Waived Jeff Taylor.
 October 28: Waived Mike Brittian.
 November 22: Signed Forrest McKenzie.
 December 15: Waived Forrest McKenzie.
 December 18: Acquired Walter Berry from Portland for Kevin Duckworth.
 December 29: Signed Anthony Jones to a 10-day contract.
 January 17: Signed Anthony Jones for the remainder of the season.
 January 21: Waived Tyrone Corbin.
 February 13: Acquired Frank Brickowski and Petur Gudmundsson, along with a first round draft pick in 1987, a second round pick in 1990 and cash from the Lakers for Mychal Thompson.
 March 12: Signed Mike Brittian to a 10-day contract.
 March 21: Signed Mike Brittian to a second 10-day contract.
 March 30: Waived Mike Brittian.

1987-88

October 1: Signed draft picks Todd May, Raynard Davis, Dennis Williams and Nate Blackwell.
 October 6: Signed draft pick Greg Anderson.
 October 8: Signed David Greenwood.
 October 16: Signed Jerome Henderson.
 October 27: Signed Kurt Nimphius as a veteran free agent from Detroit.
 October 28: Waived Jerome Henderson.
 November 4: Waived Anthony Jones.
 November 6: Signed draft pick David Robinson.
 November 12: Signed Leon Wood.
 November 18: Acquired Charles Davis from Milwaukee for Larry Krystkowiak and cash.
 November 19: Waived Johnny Moore.
 December 1: Waived Nate Blackwell.
 December 28: Waived Charles Davis.
 January 29: Signed Pete Myers.
 February 17: Waived Leon Wood.
 March 10: Signed draft pick Phil Zevenbergen.
 March 21: Signed Rick Wilson to a 10-day contract.
 April 1: Signed Rick Wilson to a second 10-day contract.
 April 8: Signed Richard Rellford to a 10-day contract.
 April 11: Signed Rick Wilson for the remainder of the season.
 April 18: Signed Richard Rellford for the remainder of the season.

1988-89

June 13: Named Larry Brown Head Coach.
 June 23: Lost Jon Sundvold to Miami in the NBA Expansion Draft.
 June 30: Signed Petur Gudmundsson.
 July 22: Signed draft pick Shelton Jones.
 July 28: Acquired the draft rights to Vernon Maxwell from Denver for a second round draft pick in 1989.
 August 24: Acquired Albert King from Philadelphia for Pete Myers.
 August 29: Acquired Dallas Comegys from New Jersey for Walter Berry.
 September 2: Signed draft pick Willie Anderson.
 September 23: Signed Rod Foster; Signed draft pick Barry Sumpter.
 September 27: Signed Chuck Nevitt.
 October 6: Extended Alvin Robertson's contract.
 October 7: Signed Cedric Hunter.
 October 8: Signed Pace Mannion.
 October 13: Waived Rod Foster and Barry Sumpter.
 October 21: Claimed Keith Smart off waivers from Golden State.
 October 24: Waived Chuck Nevitt and Pace Mannion.
 October 31: Waived Cedric Hunter.
 November 2: Acquired Mike Smrek from Los Angeles Lakers for a second round draft pick in 1990.
 November 3: Waived Phil Zevenbergen.
 November 10: Waived Keith Smart; Signed John Stroeder and Darwin Cook.
 November 14: Waived John Stroeder.

SPURS ALL-TIME TRANSACTIONS

(NBA SEASONS ONLY)

November 22: Acquired Jerome Whitehead from Golden State for Shelton Jones.
 November 25: Signed Frank Brickowski.
 January 4: Signed Scott Roth to a 10-day contract.
 January 13: Signed Scott Roth for the remainder of the season.
 January 26: Acquired Calvin Natt and Jay Vincent from Denver for David Greenwood and Darwin Cook; Signed Michael Anderson to a 10-day contract.
 February 6: Signed Michael Anderson to a second 10-day contract.
 February 15: Signed Michael Anderson for the remainder of the season.
 February 20: Waived Calvin Natt.
 February 28: Signed Todd Mitchell to a 10-day contract.
 March 4: Waived Albert King.
 March 7: Waived Todd Mitchell.
 March 20: Signed Anthony Bowie to a 10-day contract.
 March 21: Waived Petur Gudmundsson.
 March 29: Signed Anthony Bowie to a second 10-day contract.
 April 9: Signed Anthony Bowie for the remainder of the season.
 April 18: Waived Michael Anderson.
 May 28: Acquired Terry Cummings from Milwaukee for Alvin Robertson and Greg Anderson.

1989-90

June 15: Lost Scott Roth to Minnesota in the NBA Expansion Draft.
 July 17: Signed Jens-Uwe Gordon.
 July 20: Signed Caldwell Jones.
 July 21: Signed Anthony Bowie.
 July 28: Signed Zarko Paspalj.
 August 15: Traded Anthony Bowie to Houston for cash.
 August 28: Acquired Maurice Cheeks, Cristian Welp and David Wingate from Philadelphia for Johnny Dawkins and Jay Vincent.
 September 22: Signed Warren Martin.
 September 29: Signed Jeff Lebo.
 October 3: Signed Lorenzo Charles and Kermit Washington.
 October 12: Signed draft pick Sean Elliott.
 October 20: Waived Warren Martin.
 October 31: Waived Cedric Hunter.
 November 21: Waived Jens-Uwe Gordon.
 November 22: Signed Johnny Moore; Waived Jeff Lebo.
 February 21: Acquired Rod Strickland from New York for Maurice Cheeks; Traded Vernon Maxwell to Houston for cash.
 February 22: Acquired Uwe Blab from Golden State for Christian Welp.
 March 5: Signed Reggie Williams.
 April 23: Signed Mike Mitchell; Waived Zarko Paspalj.

1990-91

July 20: Signed draft pick Tony Massenburg.
 August 1: Acquired Paul Pressey from Milwaukee for Frank Brickowski.
 August 20: Signed David Greenwood.
 August 23: Renounced the rights to Caldwell Jones and Johnny Moore.
 August 29: Signed draft pick Sean Higgins.
 September 7: Signed David Rivers.
 September 25: Acquired Mark McNamara from the Los Angeles Lakers for future considerations.
 October 1: Signed Rick Calloway and Orlando Graham; Waived Uwe Blab.
 October 11: Signed draft pick Dwayne Schintzius.
 October 15: Waived Orlando Graham.
 October 17: Waived David Rivers.
 October 29: Waived Rick Calloway.
 October 30: Acquired Sidney Green from Orlando for Mark McNamara.
 November 1: Waived Mike Mitchell.
 November 6: Signed Byron Dinkins.
 December 10: Signed Pete Myers.
 December 17: Signed Byron Dinkins.
 December 24: Waived Pete Myers and Reggie Williams.
 January 17: Signed Avery Johnson.

February 5: Signed Clifford Lett to a 10-day contract.
 February 25: Waived Clifford Lett.

1991-92

May 17: Acquired Kevin Pritchard from Golden State for future considerations.
 May 21: Waived David Greenwood.
 June 28: Waived David Wingate.
 August 9: Signed Tom Copa.
 August 13: Signed Mark Davis and Eric Johnson.
 August 15: Signed draft pick Greg Sutton.
 September 5: Signed Steve Bardo.
 September 23: Acquired Antoine Carr from Sacramento for Dwayne Schintzius.
 October 2: Signed Tom Garrick and Paul Mokeski.
 October 29: Waived Mark Davis and Eric Johnson.
 October 28: Waived Paul Mokeski and Kevin Pritchard.
 November 12: Signed Jud Buechler; Waived Steve Bardo.
 December 2: Waived Tony Massenburg.
 December 3: Signed Donald Royal.
 December 12: Signed Vinnie Johnson; Waived Tom Garrick.
 December 13: Waived Sean Higgins.
 December 17: Signed Morlon Wiley; Waived Avery Johnson and Jud Buechler.
 December 23: Signed restricted free agent Rod Strickland; Waived Morlon Wiley.
 January 19: Signed Steve Bardo to a 10-day contract.
 January 21: Fired Head Coach Larry Brown; Named Bob Bass Head Coach.
 February 27: Signed Trent Tucker; Waived Steve Bardo.
 April 15: Hired Jerry Tarkanian as Head Coach.

1992-93

May 5: Renounced their rights to Paul Pressey.
 June 25: Waived Tom Copa, Vinnie Johnson and Donald Royal.
 July 1: Acquired Dale Ellis from Milwaukee for the draft rights to Tracy Murray.
 July 21: Signed Lloyd Daniels.
 July 26: Signed draft pick Henry Williams.
 July 30: Signed Vinny Del Negro.
 August 10: Signed Larry Smith.
 August 19: Signed Matt Othick.
 September 3: Signed David Hoppen.
 September 25: Signed Sam Mack.
 October 6: Acquired David Wood from Houston in exchange for a second round draft pick in 1995.
 October 7: Signed Mark Wade.
 October 8: Signed Ennis Whatley.
 October 14: Waived Henry Williams and Ennis Whatley.
 October 26: Signed William Bedford.
 October 30: Waived David Hoppen and Mark Wade.
 November 3: Waived Greg Sutton.
 November 19: Signed Avery Johnson; Waived Matt Othick.
 December 9: Acquired J.R. Reid from Charlotte for Sidney Green.
 December 18: Fired Head Coach Jerry Tarkanian; Named John Lucas Head Coach.
 January 4: Waived William Bedford.

1993-94

August 13: Signed Sleepy Floyd.
 August 16: Signed Chris Childs.
 September 27: Signed Chuck Nevitt.
 October 1: Obtained Dennis Rodman and Isaiah Morris from Detroit for Sean Elliott and David Wood.
 October 21: Waived Sam Mack.
 October 25: Waived Chris Childs and Isaiah Morris.
 November 8: Obtained guard Negele Knight from Phoenix for a second round pick in 1994.
 December 15: Waived Chuck Nevitt.
 Signed Jack Haley.

1994-95

May 31: Named Gregg Popovich Executive Vice President, Basketball Operations/General Manager.
 June 2: Named Sam Schuler Director of Player Personnel.

SPURS ALL-TIME TRANSACTIONS

(NBA SEASONS ONLY)

July 19: Acquired Sean Elliott from Detroit for the draft rights to Bill Curley and a second round pick in 1997.
 July 21: Signed Chuck Person.
 July 22: Signed Avery Johnson.
 August 25: Signed Moses Malone.
 August 29: Named Bob Hill Head Coach.
 August 31: Named Hank Egan, Dave Cowens and Paul Pressey Assistant Coaches.
 October 4: Waived Lloyd Daniels.
 October 6: Signed Demetrius Calip, Corey Crowder, Jack Haley, Julius Nwosu and Matt Othick.
 October 10: Waived Demetrius Calip and Matt Othick.
 October 27: Waived Corey Crowder and Keith Johnson.
 November 12: Signed Corey Crowder.
 December 26: Signed Doc Rivers; Waived Corey Crowder.
 February 26: Signed Howard Easley to a 10-day contract.
 March 9: Signed Howard Easley to a second 10-day contract.
 March 18: Signed Howard Easley for the season.
 April 17: Waived Howard Easley.

1995-96

September 29: Signed Greg Anderson, Carl Herrera and Brad Lohaus.
 Signed Sean Elliott.
 October 2: Obtained Will Perdue, along with other considerations, from Chicago for Dennis Rodman.
 October 5: Signed Bryan Collins, Sean Gay and Artie Griffin.
 October 7: Signed Dell Demps.
 October 10: Waived Bryan Collins.
 October 13: Waived Sean Gay.
 October 20: Waived Artie Griffin.
 October 24: Waived Sebastian Neal.
 December 6: Signed David Robinson to a new, multi-year contract.
 February 8: Obtained Charles Smith and Monty Williams from New York for Brad Lohaus, J.R. Reid and a first round pick in 1996.
 August 29: Signed Vernon Maxwell.

1996-97

October 3: Signed Elmer Bennett, Dexter Boney and Greg Kite.
 October 4: Signed Dominique Wilkins.
 October 29: Waived Elmer Bennett, Dexter Boney and Greg Kite.
 October 30: Signed Tim Kempton.
 December 10: Waived Tim Kempton. Fired Head Coach Bob Hill; Named Gregg Popovich Head Coach.
 December 18: Signed Stephen Howard.
 December 26: Signed Gaylon Nickerson.
 January 6: Signed Jason Sasser to a 10-day contract; Waived Stephen Howard and Gaylon Nickerson.
 January 8: Signed Devin Gray to a 10-day contract.
 January 17: Signed Jason Sasser to a second 10-day contract.
 January 28: Signed Jamie Feick and Darrin Hancock to 10-day contracts.
 February 10: Signed Jamie Feick to a second 10-day contract.
 February 20: Signed Jamie Feick for the remainder of season.
 March 2: Signed Joe Courtney to a 10-day contract.
 April 23: Announced that Gregg Popovich had signed a new contract to continue as Head Coach and General Manager.
 July 2: Re-signed Avery Johnson.

1997-98

September 29: Signed Donnie Boyce, Reggie Geary, Artie Griffin, Shaun Igo, Jaren Jackson, Malik Rose and David Wood.
 Signed Danya Abrams.
 October 2: Waived Donnie Boyce and Artie Griffin.
 October 15: Waived Danya Abrams and David Wood.
 October 23: Waived Shaun Igo.
 January 6: Waived Charles Smith.
 February 24: Signed Willie Burton to a 10-day contract.
 February 27: Waived Cory Alexander.

March 6: Signed Willie Burton to a second 10-day contract.
 March 16: Signed Willie Burton for the remainder of the season.
 April 1: Signed Brad Lohaus to a 10-day contract.
 April 11: Signed Brad Lohaus for the remainder of the season.

1998-99

June 24: Obtained Antonio Daniels from Vancouver for Carl Herrera and Felipe Lopez.
 January 21: Signed Mario Elie, Chris Garner, Andrew Gaze, Jerome Kersey, Gerard King, Jerald Reiner, Brett Robisch and Brandon Williams.
 Obtained Steve Kerr from Chicago for Chuck Person and a conditional first round pick.
 January 25: Waived Jerald Reiner and Brett Robisch.
 February 2: Waived Chris Garner.
 July 6: Signed Gregg Popovich to a multi-year contract extension.

1999-00

August 5: Signed Terry Porter.
 August 26: Signed Samaki Walker.
 August 31: Signed Felton Spencer.
 September 24: Signed Ira Newble and Carl Thomas.
 October 1: Signed Chucky Brown and Jerod Ward.
 October 3: Signed Todd Lindeman.
 October 7: Waived Jerod Ward.
 October 25: Waived Carl Thomas.
 October 27: Waived Ira Newble and Todd Lindeman.
 February 4: Waived Chucky Brown.
 June 16: Named Alvin Gentry Assistant Coach.
 July 21: Signed second round draft pick Chris Carrawell.
 August 2: Re-signed Tim Duncan; Signed free agent Raja Bell.
 August 3: Re-signed Avery Johnson and Antonio Daniels.
 August 4: Signed Derek Anderson.
 August 10: Signed Danny Ferry.
 August 11: Signed Ira Newble and Shawnelle Scott.

2000-01

July 21: Signed Chris Carrawell.
 August 2: Signed Tim Duncan and Raja Bell.
 August 3: Signed Avery Johnson and Antonio Daniels.
 August 4: Signed Derek Anderson.
 August 10: Signed Danny Ferry.
 August 11: Signed Ira Newble and Shawnelle Scott.
 August 25: Named Mike Brown Assistant Coach.
 October 2: Signed Ndongo N'Daiye.
 October 9: Waived Ndongo N'Daiye.
 October 24: Waived Chris Carrawell.
 October 30: Waived Raja Bell.
 June 29: Named Lance Blanks Head Scout. Waived Samaki Walker.
 July 25: Obtained Steve Smith from Portland for Derek Anderson and Steve Kerr.
 July 31: Signed Bruce Bowen.
 August 1: Re-signed Danny Ferry.
 Signed Mark Bryant.
 Signed Stephen Jackson and Charles Smith.
 August 3: Signed Amal McCaskill and Cherokee Parks.

2001-02

September 21: Signed first round draft pick Tony Parker.
 October 1: Signed Gerald Brown.
 October 8: Waived Bryan Bracey.
 October 29: Waived Gerald Brown.
 December 19: Signed Jason Hart.
 May 28: Announced the retirement of Assistant Coach Hank Egan.
 June 26: Obtained Speedy Claxton from Philadelphia for Mark Bryant and the rights to John Salmons and Randy Holcomb.
 July 1: Named R.C. Buford General Manager.

SPURS ALL-TIME TRANSACTIONS

(NBA SEASONS ONLY)

2002-03

July 19: Signed 1999 second round draft pick (57th overall) Manu Ginobili.
 July 22: Re-signed Danny Ferry.
 July 24: Re-signed Bruce Bowen.
 July 26: Named Brett Brown Director of Player Development.
 July 29: Re-signed Malik Rose.
 August 5: Acquired Steve Kerr and Erick Barkley and a 2003 second round pick from Portland in exchange for Amal McCaskill, Charles Smith and Antonio Daniels.
 August 26: Signed Kevin Willis.
 Sept. 6: Named PJ Carlesimo Assistant Coach.
 Sept. 30: Signed Eric Riley, Joe White, Devin Brown, Mikki Moore and Duane Causwell.
 October 3: Acquired Mengke Bateer from Detroit in exchange for a 2003 second round pick. Waived Eric Riley and Duane Causwell.
 October 23: Waived Devin Brown, Joe White and Mikki Moore.
 October 26: Traded Erick Barkley to Chicago and cash considerations for future considerations.
 November 3: Signed Devin Brown.
 November 19: Waived Devin Brown.
 November 20: Signed Anthony Goldwire.
 December 29: Waived Anthony Goldwire.

2003-04

July 16: Re-signed Tim Duncan.
 Signed Rasho Nesterovic.
 July 24: Traded Danny Ferry to Indiana as part of a three team deal, acquired Hedo Turkoglu from Sacramento and Ron Mercer from Indiana. Signed Robert Horry.
 July 30: Signed Devin Brown and Anthony Carter.
 August 1: Re-signed Kevin Willis.
 September 4: Named Mario Ellie Assistant Coach.
 September 29: Signed Larry Ayuso, Ernest Brown, Alex Garcia, Dan Langhi, Sean Marks and Igor Rakocevic.
 October 5: Waived Igor Rakocevic.
 October 8: Picked up fourth year option for Tony Parker.
 October 16: Waived Larry Ayuso.
 October 17: Signed Shane Heal.
 October 20: Waived Ernest Brown.
 October 23: Waived Dan Langhi.
 October 31: Waived Sean Marks. Signed Jason Hart.
 November 17: Waived Shane Heal. Signed Sean Marks.
 December 5: Bought out the remainder of Anthony Carter's contract.
 December 16: Signed Head Coach Gregg Popovich to a multi-year contract extension through the 2007-08 season.
 January 9: Signed Charlie Ward.
 February 27: Waived Ron Mercer.
 March 8: Signed Matt Carroll.

2004-05

July 14: Re-signed Bruce Bowen.
 Signed Beno Udrih.
 July 15: Re-signed Manu Ginobili.
 Signed Brent Barry and Romain Sato.
 August 4: Re-signed Sean Marks.
 Signed Tony Massenburg.
 August 5: Re-signed Robert Horry.
 August 25: Signed Linton Johnson III.
 September 30: Signed James Thomas.
 October 4: Signed Ruben Boumte Boumte and Marque Perry.
 October 18: Waived Valtter Monteiro.
 October 27: Waived James Thomas.
 November 2: Signed Tony Parker to a multi-year contract extension.
 February 24: Obtained Nazr Mohammed and Jamison Brewer from the New York Knicks in exchange for Malik Rose and a pair of first round picks. Waived Romain Sato.
 February 26: Waived Jamison Brewer.
 March 17: Signed Dion Glover to a 10-day contract.
 March 30: Signed Dion Glover to a second 10-day contract.
 April 4: Signed Glenn Robinson and waived Dion Glover.

2005-06

July 13: Named Chip Engelland Assistant Coach.
 August 2: Re-signed Robert Horry. Signed Fabricio Oberto.
 August 29: Signed Nick Van Exel.
 September 2: Signed Michael Finley.
 September 6: Re-signed Sean Marks.
 September 29: Signed Kyle Bailey, Stephen Graham, Sharrod Ford, Melvin Sanders and Jawad Williams.
 September 30: Named Sam Presti Assistant General Manager, Dell Demps Director of Pro Player Personnel and Rob Hennigan Basketball Operations Assistant.
 October 15: Waived Kyle Bailey.
 October 17: Waived Jawad Williams.
 October 26: Waived Stephen Graham, Sharrod Ford and Melvin Sanders.
 November 9: Signed Melvin Sanders.
 November 17: Signed Alex Scales.
 November 19: Waived Melvin Sanders.
 November 29: Waived Alex Scales.
 January 22: Signed Melvin Sanders to a 10-day contract.
 March 16: Signed Melvin Sanders to a second 10-day contract.
 March 26: Signed Melvin Sanders for remainder of season.
 June 22: Obtained Matt Bonner, Eric Williams and a 2009 second round pick from Toronto in exchange for Rasho Nesterovic.
 July 12: Signed Jacque Vaughn.
 July 21: Signed Jackie Butler.
 August 2: Signed Francisco Elson.

2006-07

September 15: Signed Charles Lee, Rich Melzer, Jared Reiner and Jamar Smith.
 September 20: Signed Olu Famutimi. Named Sam Presti Vice President/Assistant General Manager.
 October 20: Waived Olu Famutimi, Rich Melzer and Jared Reiner.
 October 26: Waived Charles Lee, Melvin Sanders and Jamar Smith.
 October 28: Exercised fourth-year option on Beno Udrih.
 November 3: Signed James White.
 December 15: Assigned James White to the Austin Toros of the NBA Development League.
 December 26: Recalled James White from the Austin Toros.
 December 29: Assigned James White to the Austin Toros.
 January 27: Recalled James White from the Austin Toros.
 February 13: Obtained Melvin Ely from Charlotte in exchange for Eric Williams and a 2009 second round pick.
 June 28: Obtained a 2008 second round pick from Toronto in exchange for the draft rights to Giorgos Printezis.
 July 12: Obtained Vassilis Spanoulis, a 2009 second round pick and other considerations from Houston in exchange for Jackie Butler and the rights to Luis Scola. Re-signed Matt Bonner and Jacque Vaughn.
 July 18: Re-signed Fabricio Oberto.
 July 23: Waived James White.
 August 16: Signed Ime Udoka.
 August 23: Signed Ian Mahinmi. Released Vassilis Spanoulis from his contract.

2007-08

September 4: Named Brett Brown and Chad Forcier Assistant Coaches.
 September 29: Signed Marcus Williams.
 October 1: Signed Kris Lang, Keith Langford, Anthony Lever-Pedroza and Darius Washington.
 October 7: Re-signed Bruce Bowen to a contract extension.
 October 19: Waived Anthony Lever-Pedroza.
 October 24: Waived Kris Lang and Keith Langford.
 October 27: Waived Marcus Williams.
 October 29: Traded Beno Udrih to the Minnesota Timberwolves in exchange for a protected 2008 second round draft pick.
 November 2: Re-signed Tim Duncan to a contract extension.
 November 21: Assigned Ian Mahinmi to the Austin Toros.
 November 29: Assigned Darius Washington to the Austin Toros.
 December 13: Recalled Darius Washington from the Austin Toros.
 December 21: Assigned Darius Washington to the Austin Toros.
 December 26: Signed Marcus Williams.
 December 28: Waived Darius Washington. Signed Keith Langford.

SPURS ALL-TIME TRANSACTIONS

December 29: Waived Marcus Williams. Signed DerMarr Johnson.
 January 7: Waived DerMarr Johnson and Keith Langford.
 January 10: Signed Jeremy Richardson to a 10-day contract.
 January 20: Signed Jeremy Richardson to a second 10-day contract.
 January 28: Recalled Ian Mahinmi from the Austin Toros.
 February 1: Assigned Ian Mahinmi to the Austin Toros.
 February 3: Signed Damon Stoudamire.
 February 20: Obtained Kurt Thomas from the Seattle SuperSonics in exchange for Francisco Elson, Brent Barry and a 2009 first round draft pick.
 March 24: Signed Brent Barry.
 April 1: Signed Bobby Jones to a 10-day contract.
 April 11: Signed DerMarr Johnson.
 June 26: Traded draft rights of Gordan Dragic to Phoenix Suns in exchange for Malik Hairston, a 2009 second-round pick and cash considerations.
 July 7: Signed Roger Mason Jr.
 July 22: Re-signed Kurt Thomas.
 July 23: Signed Anthony Tolliver.
 August 22: Re-signed Michael Finley.

2008-09

September 17: Signed Desmon Farmer, Devin Green, Brian Morrison and Darryl Watkins.
 September 24: Signed George Hill and Salim Stoudamire
 October 1: Signed Charles Gaines and waived Brian Morrison.
 October 20: Waived Charles Gaines.
 October 23: Waived Salim Stoudamire, Devin Green and Darryl Watkins.
 October 26: Waived Malik Hairston.
 November 14: Assigned Ian Mahinmi to the Austin Toros.
 November 16: Signed Blake Ahearn and waived Desmon Farmer.
 November 30: Assigned Blake Ahearn to the Austin Toros.
 December 2: Recalled Ian Mahinmi from the Austin Toros and assigned Anthony Tolliver the Toros.
 December 15: Waived Blake Ahearn.
 December 19: Recalled Anthony Tolliver from the Austin Toros.
 December 22: Signed Malik Hairston.
 December 26: Assigned Malik Hairston to the Austin Toros
 January 7: Waived Anthony Tolliver.
 January 16: Signed Austin Croshere to a 10-day contract.
 February 1: Re-assigned Ian Mahinmi to the Toros.
 February 25: Signed Pops Mensah-Bonsu to a 10-day contract.
 March 5: Signed Drew Gooden.
 March 25: Assigned Malik Hairston to the Austin Toros
 April 2: Assigned Ian Mahinmi to the Austin Toros.
 April 8: Signed Marcus Williams and waived Malik Hairston.
 April 15: Assigned Marcus Williams to the Austin Toros.
 June 23: Obtained Richard Jefferson from Milwaukee in exchange for Bruce Bowen, Fabricio Oberto and Kurt Thomas.
 July 8: Signed Marcus Haislip and Malik Hairston.
 July 10: Signed Antonio McDyess.
 July 16: Signed DeJuan Blair.
 July 24: Signed Theo Ratliff.

2009-10

September 23: Signed Keith Bogans, Curtis Jerrells and Dwayne Jones, waived Jack McClinton.
 October 13: Waived Dwayne Jones.
 October 22: Waived Curtis Jerrells.
 October 25: Waived Marcus Williams.
 December 4: Assigned Malik Hairston to the Austin Toros.
 December 7: Recalled Malik Hairston from the Austin Toros.
 January 14: Assigned Malik Hairston to the Austin Toros.
 January 22: Waived Marcus Haislip.
 February 18: Traded Theo Ratliff to Charlotte in exchange for a protected 2016 second-round pick.
 February 21: Recalled Malik Hairston from the Austin Toros.
 March 1: Granted Michael Finley release from his contract.
 March 10: Signed Cedric Jackson to a 10-day contract.
 March 13: Signed Garrett Temple to a 10-day contract.
 March 23: Signed Garrett Temple.
 March 24: Signed Curtis Jerrells; assigned to the Austin Toros.
 March 29: Signed Alonzo Gee.
 April 8: Assigned Alonzo Gee to the Austin Toros.

April 23: Recalled Alonzo Gee and Curtis Jerrells from the Austin Toros.

2010-11

July 12: Signed Tiago Splitter.
 July 13: Re-signed Matt Bonner.
 July 21: Re-signed Richard Jefferson.
 July 22: Signed Gary Neal.
 July 23: Signed James Anderson.
 July 29: Released guard Malik Hairston.
 September 27: Signed center Marcus Cousin, guard Thomas Gardner and forward Bobby Simmons.
 September 28: Signed guard Kirk Penney.
 September 30: Waived guard Thomas Gardner.
 October 11: Waived guard Kirk Penney.
 October 18: Traded guard Curtis Jerrells to New Orleans in exchange for a conditional second-round draft pick.
 October 19: Waived forward James Gist.
 October 21: Waived center Marcus Cousin.
 November 5: Waived forward Bobby Simmons and signed guard Chris Quinn.
 November 11: Waived guard Garrett Temple.
 November 16: Waived guard Alonzo Gee.
 November 17: Signed guard/forward Danny Green.
 November 23: Waived guard Danny Green.
 November 24: Signed guard/forward Ime Udoka.
 January 5: Waived guard/forward Ime Udoka.
 January 16: Signed forward Larry Owens to 10-day contract.
 January 26: Signed forward Larry Owens to second 10-day contract and assigned guard James Anderson to Austin Toros of NBA Development League.
 January 29: Recalled guard James Anderson from Austin Toros.
 February 7: Assigned guard James Anderson to Austin Toros.
 February 8: Signed forward Steve Novak to 10-day contract.
 February 22: Signed forward Steve Novak to second 10-day contract.
 February 23: Recalled guard James Anderson from Austin Toros.
 March 4: Signed guard/forward Othys Jeffers to 10-day contract and signed Steve Novak.
 March 6: Signed guard/forward Danny Green.
 March 25: Signed forward Da'Sean Butler.
 April 2: Assigned guard/forward Danny Green to Austin Toros.
 April 3: Recalled guard/forward Danny Green from Austin Toros.
 June 23: Obtained the draft rights to Kawhi Leonard, Davis Bertans and Erazem Lorbek from the Indiana Pacers in exchange for George Hill.

2011-12

December 9: Signed T.J. Ford.
 December 10: Signed Kawhi Leonard, Devin Gibson, Frank Hassell, Doug Thomas and Luke Zeller.
 December 12: Signed Antoine Hood and Gani Lawal and waived Devin Gibson.
 December 13: Waived Da'Sean Butler.
 December 18: Waived Antoine Hood and Doug Thomas.
 December 15: Signed Steve Novak.
 December 19: Waived Steve Novak and Antonio McDyess.
 December 22: Waived Gani Lawal.
 December 24: Waived Frank Hassell and Luke Zeller.
 January 2: Gary Neal assigned to Austin Toros.
 January 3: Assigned Cory Joseph to Austin Toros and recalled Gary Neal. Signed Ike Diogu.
 January 11: Waived Ike Diogu signed Malcolm Thomas and recalled Cory Joseph.
 January 30: Assigned Malcolm Thomas to Austin Toros.
 February 7: Waived Malcolm Thomas.
 February 20: Signed Eric Dawson to a 10-day contract.
 March 3: Assigned Cory Joseph to Austin Toros.
 March 9: Recalled Cory Joseph from Austin Toros.
 March 15: Obtained Stephen Jackson from the Golden State Warriors for Richard Jefferson, T.J. Ford and a protected first round pick; signed Eric Dawson to a 10-day contract.
 March 20: Cory Joseph assigned to Austin Toros.
 March 23: Signed Boris Diaw.
 March 24: Waived Eric Dawson and signed Justin Dentmon.
 March 27: Signed Patty Mills.
 March 30: Released Justin Dentmon.
 April 25: Signed Derrick Byars and recalled Cory Joseph from Austin Toros.

2012-13

November 15: Assigned Cory Joseph to the Austin Toros of the NBA D-League.
November 21: Signed James Anderson and recalled Cory Joseph from the Austin Toros.
December 1: Assigned Cory Joseph to the Austin Toros.
December 2: Assigned Nando De Colo to the Austin Toros.
December 3: Recalled Nando De Colo from the Austin Toros.
December 5: Recalled Cory Joseph from the Austin Toros.
December 17: Assigned Cory Joseph to the Austin Toros.
December 19: Assigned Kawhi Leonard to the Austin Toros.
December 20: Recalled Kawhi Leonard from the Austin Toros.
December 20: Waived James Anderson.
January 4: Assigned Nando De Colo to the Austin Toros.
January 5: Recalled Nando De Colo from the Austin Toros.
January 14: Recalled Cory Joseph from the Austin Toros.
January 23: Assigned Cory Joseph to the Austin Toros.
January 23: Signed Aron Baynes and recalled Cory Joseph from the Austin Toros.
January 24: Assigned Cory Joseph to the Austin Toros.
February 1: Assigned Aron Baynes to the Austin Toros.
February 4: Recalled Aron Baynes from the Austin Toros.
February 28: Recalled Cory Joseph from the Austin Toros and assigned Aron Baynes to the Austin Toros.
March 1: Recalled Aron Baynes from the Austin Toros.
March 15: Assigned Aron Baynes and Nando De Colo to the Austin Toros.
March 16: Recalled Nando De Colo from the Austin Toros.
March 19: Recalled Aron Baynes from the Austin Toros.
March 24: Assigned Aron Baynes to the Austin Toros.
March 31: Recalled Aron Baynes from the Austin Toros.
April 5: Assigned Aron Baynes to the Austin Toros.
April 8: Recalled Aron Baynes from the Austin Toros.
April 12: Waived Stephen Jackson.
April 16: Signed Tracy McGrady.

2013-14

October 10: Waived Sam Young.
October 15: Waived Marcus Cousin, Myck Kabongo and Corey Maggette.
October 20: Waived Dan Nwaelele and Courtney Fells.
October 25: Signed Josh Howard.
October 26: Waived Josh Howard.
December 1: Assigned Aron Baynes and Nando De Colo to Austin Toros.
December 2: Recalled Aron Baynes and Nando De Colo from Austin Toros.
December 3: Signed Malcolm Thomas.
December 8: Assigned Aron Baynes, Nando De Colo and Malcolm Thomas to the Austin Toros.
December 9: Recalled Aron Baynes and Nando De Colo.
December 13: Recalled Malcolm Thomas.
December 21: Assigned Nando De Colo and Malcolm Thomas to Austin Toros.
December 29: Assigned Nando De Colo and Malcolm Thomas to Austin Toros.
December 31: Recalled Nando De Colo and Malcolm Thomas.
January 3: Assigned Nando De Colo and Malcolm Thomas to Austin Toros.
January 4: Recalled Nando De Colo.
January 5: Assigned Nando De Colo to Austin Toros.
January 23: Waived Malcolm Thomas.
January 24: Signed Othyus Jeffers to 10-day contract.
February 1: Signed Shannon Brown to 10-day contract.
February 12: Signed Shannon Brown to second 10-day contract.
February 20: Acquired Austin Daye from Toronto Raptors in exchange for Nando De Colo.
March 15: Assigned Austin Daye to the Austin Toros.
March 16: Recalled Austin Daye.
April 3: Signed Damion James to 10-day contract.
April 13: Signed Damion James for remainder of 2013-14 season.

2014-15

July 9: Signed Head Coach Gregg Popovich to a multi-year contract extension.
July 11: Re-signed Patty Mills, signed draft pick Kyle Anderson.
July 15: Named Ettore Messina assistant coach.
July 21: Re-signed Matt Bonner.
August 1: Signed Tony Parker to a multi-year contract extension.
August 5: Named Becky Hammon assistant coach.
September 26: Re-signed Aron Baynes.
October 13: Waived John Holland.
October 23: Waived Bryce Cotton and Josh Davis.
October 24: Signed Fuquan Edwin and Robert Vaden.
October 25: Waived JaMychal Green, Fuquan Edwin and Robert Vaden.
November 23: Assigned Kyle Anderson to the Austin Spurs.
November 24: Recalled Kyle Anderson from the Austin Spurs.
January 17: Waived Austin Daye.
January 18: Signed JaMychal Green to a 10-day contract.
January 20: Assigned Kyle Anderson to the Austin Spurs.
January 28: Signed Reggie Williams to a 10-day contract.
February 8: Signed Reggie Williams to a second 10-day contract.
February 20: Signed Reggie Williams for remainder of the season, recalled Kyle Anderson from the Austin Spurs.
February 21: Assigned Kyle Anderson to the Austin Spurs.
March 9: Recalled Kyle Anderson from the Austin Spurs.
March 12: Assigned Kyle Anderson to the Austin Spurs.
March 16: Recalled Kyle Anderson from the Austin Spurs.
March 26: Assigned Kyle Anderson to the Austin Spurs.
April 8: Recalled Kyle Anderson from the Austin Spurs.
April 11: Assigned Kyle Anderson to the Austin Spurs.
April 12: Recalled Kyle Anderson from the Austin Spurs.
April 17: Assigned Kyle Anderson to the Austin Spurs.
April 22: Recalled Kyle Anderson from the Austin Spurs.

2015-16

June 17: Named James Borrego assistant coach.
June 25: Drafted Nikola Milutinovic (26th overall) and Cady Lalanne (55th overall).
July 9: Re-signed Tim Duncan.
July 9: Signed LaMarcus Aldridge.
July 9: Acquired Ray McCallum in a trade with Sacramento.
July 14: Re-signed Danny Green.
July 15: Re-signed Matt Bonner.
July 16: Re-signed Kawhi Leonard.
July 17: Signed David West.
July 20: Re-signed Manu Ginobili.
July 21: Signed Boban Marjanovic.
July 22: Signed Jonathon Simmons and Jimmer Fredette.
September 28: Signed Deshaun Thomas, Rasual Butler, Yousseu Ndoye and Keifer Sykes.
October 21: Waived Jimmer Fredette, Yousseu Ndoye, Keifer Sykes and Deshaun Thomas.
October 22: Signed Julian Washburn.
October 24: Waived Reggie Williams and Julian Washburn.
October 26: Exercised third-year team option on Kyle Anderson.
November 7: Assigned Jonathon Simmons to Austin Spurs.
November 14: Recalled Jonathon Simmons.
November 16: Assigned Jonathon Simmons to Austin Spurs.
November 18: Recalled Jonathon Simmons.
December 4: Assigned Boban Marjanovic and Ray McCallum to Austin Spurs.
December 5: Recalled Ray McCallum.
December 6: Recalled Boban Marjanovic.
December 16: Assigned Ray McCallum to Austin Spurs.
December 21: Recalled Ray McCallum.
December 27: Assigned Ray McCallum to Austin Spurs.
December 28: Recalled Ray McCallum.
December 29: Assigned Ray McCallum to Austin Spurs.
December 30: Recalled Ray McCallum.
January 2: Assigned Ray McCallum to Austin Spurs.
January 4: Recalled Ray McCallum.
January 29: Assigned Ray McCallum to Austin Spurs.
February 1: Recalled Ray McCallum.

SPURS ALL-TIME TRANSACTIONS

February 29: Waived Ray McCallum.
 February 29: Signed Andre Miller.
 March 9: Waived Rasual Butler.
 March 17: Assigned Jonathon Simmons to Austin Spurs.
 March 19: Recalled Jonathon Simmons.
 March 20: Assigned Boban Marjanovic and Jonathon Simmons to Austin Spurs.
 March 22: Recalled Boban Marjanovic and Jonathon Simmons.

2016-17

June 23: Drafted Dejounte Murray (29th overall).
 July 14: Re-signed Manu Ginobili and signed Pau Gasol, Dejounte Murray, Davis Bertans, Dewayne Dedmon, Bryn Forbes and Ryan Arcidiacono.
 July 22: Signed Livio Jean-Charles.
 July 29: Signed Patricio Garino.
 Aug. 2: Signed David Lee.
 Sept. 26: Signed Nicolas Laprovittola, Ryan Richards and Joel Anthony, hired Will Hardy as assistant coach.
 Sept. 29: Waived Ryan Richards.
 Oct. 22: Waived Joel Anthony, Ryan Arcidiacono, Patricio Garino and Livio Jean-Charles.
 Nov. 2: Assigned Dejounte Murray to Austin Spurs.
 Nov. 3: Recalled Dejounte Murray.
 Nov. 6: Assigned Bryn Forbes, Danny Green and Dejounte Murray to Austin Spurs.
 Nov. 7: Recalled Bryn Forbes, Danny Green and Dejounte Murray.
 Nov. 13: Assigned Davis Bertans, Bryn Forbes and Dejounte Murray to Austin Spurs.
 Nov. 14: Recalled Davis Bertans, Bryn Forbes and Dejounte Murray.
 Nov. 15: Assigned Dejounte Murray to Austin Spurs, recalled Dejounte Murray from Austin Spurs.
 Nov. 19: Assigned Bryn Forbes and Dejounte Murray to Austin Spurs.
 Nov. 20: Recalled Bryn Forbes and Dejounte Murray.
 Nov. 27: Assigned Bryn Forbes, Nico Laprovittola and Dejounte Murray to Austin Spurs.
 Nov. 29: Recalled Bryn Forbes, Nico Laprovittola and Dejounte Murray.
 Dec. 3: Assigned Davis Bertans and Dejounte Murray to Austin Spurs.
 Dec. 4: Recalled Davis Bertans.
 Dec. 18: Assigned Bryn Forbes to Austin Spurs.
 Dec. 22: Recalled Bryn Forbes and Dejounte Murray.
 Dec. 27: Waived Nico Laprovittola.
 Dec. 27: Assigned Bryn Forbes to Austin Spurs.
 Jan. 2: Recalled Bryn Forbes.
 Jan. 3: Assigned Bryn Forbes to Austin Spurs.
 Jan. 6: Assigned Dejounte Murray to Austin Spurs.
 Jan. 7: Recalled Dejounte Murray.
 Jan. 8: Assigned Dejounte Murray to Austin Spurs.
 Jan. 9: Recalled Dejounte Murray.
 Jan. 14: Recalled Bryn Forbes.
 Jan. 23: Signed Joel Anthony to 10-day contract.
 Feb. 2: Signed Joel Anthony to second 10-day contract.
 Feb. 3: Assigned Bryn Forbes and Dejounte Murray to Austin Spurs.
 Feb. 4: Recalled Bryn Forbes and Dejounte Murray.
 Feb. 6: Assigned Bryn Forbes to Austin Spurs.
 Feb. 10: Recalled Bryn Forbes.
 Feb. 12: Signed Joel Anthony to rest-of-season contract.
 Feb. 22: Assigned Bryn Forbes to Austin Spurs.
 Mar. 5: Assigned Davis Bertans and Dejounte Murray to Austin Spurs.
 Mar. 6: Recalled Davis Bertans and Dejounte Murray.
 Mar. 8: Recalled Bryn Forbes from Austin Spurs.
 Mar. 26: Assigned Davis Bertans and Bryn Forbes to Austin Spurs.
 Mar. 27: Recalled Davis Bertans and Bryn Forbes.

SPURS ALL-TIME PLAYOFF LEADERS

(NBA SEASONS ONLY)

GAMES

251 – Tim Duncan
221 – Tony Parker
213 – Manu Ginobili
 123 – David Robinson
 122 – Bruce Bowen
95 – Danny Green
 94 – Matt Bonner
87 – Kawhi Leonard
 85 – Sean Elliott
 81 – Avery Johnson
 80 – Malik Rose

FG MADE

1,975 – Tim Duncan
1,599 – Tony Parker
941 – Manu Ginobili
 768 – David Robinson
 622 – George Gervin
523 – Kawhi Leonard
 384 – Sean Elliott
 384 – Avery Johnson
 273 – Mike Mitchell
 271 – Bruce Bowen

FT MADE

1,217 – Tim Duncan
809 – Manu Ginobili
695 – Tony Parker
 684 – David Robinson
 348 – George Gervin
 277 – Sean Elliott
261 – Kawhi Leonard
 153 – Malik Rose
 151 – Avery Johnson
 101 – James Silas

3-PT FG MADE

318 – Manu Ginobili
186 – Danny Green
 161 – Bruce Bowen
125 – Kawhi Leonard
119 – Tony Parker
98 – Patty Mills
 88 – Michael Finley
 79 – Brent Barry
 73 – Sean Elliott
 70 – Robert Horry

STEALS

285 – Manu Ginobili
197 – Tony Parker
 167 – Tim Duncan
 151 – David Robinson
147 – Kawhi Leonard
100 – Danny Green
 99 – Bruce Bowen
 94 – Avery Johnson
 70 – Johnny Moore
 69 – George Gervin

POINTS

5,172 – Tim Duncan
4,012 – Tony Parker
3,009 – Manu Ginobili
 2,221 – David Robinson
 1,592 – George Gervin
1,432 – Kawhi Leonard
 1,118 – Sean Elliott
 920 – Avery Johnson
822 – Danny Green
 761 – Bruce Bowen

FG ATTEMPTED

3,939 – Tim Duncan
3,464 – Tony Parker
2,172 – Manu Ginobili
 1,604 – David Robinson
 1,224 – George Gervin
1,017 – Kawhi Leonard
 862 – Sean Elliott
 790 – Avery Johnson
 683 – Bruce Bowen
679 – Danny Green

FT ATTEMPTED

1,766 – Tim Duncan
990 – Manu Ginobili
 966 – David Robinson
951 – Tony Parker
 424 – George Gervin
 346 – Sean Elliott
325 – Kawhi Leonard
 228 – Avery Johnson
 207 – Malik Rose
 169 – Tiago Splitter

3-PT FG ATTEMPTED

887 – Manu Ginobili
441 – Danny Green
380 – Tony Parker
 368 – Bruce Bowen
293 – Kawhi Leonard
 219 – Michael Finley
 205 – Sean Elliott
 190 – Brent Barry
 183 – Robert Horry
 156 – Stephen Jackson

ASSISTS

1,137 – Tony Parker
811 – Manu Ginobili
 764 – Tim Duncan
 547 – Avery Johnson
 344 – Johnny Moore
 280 – David Robinson
 207 – Sean Elliott
 187 – Boris Diaw
 185 – George Gervin
 167 – Bruce Bowen

REBOUNDS

2,859 – Tim Duncan
 1,301 – David Robinson
859 – Manu Ginobili
662 – Tony Parker
636 – Kawhi Leonard
 354 – Bruce Bowen
 348 – Malik Rose
 341 – Sean Elliott
 340 – George Gervin
 338 – Robert Horry

FG PCT. (50 MADE)

.603 – Fabricio Oberto (85-141)
 .582 – Artis Gilmore (121-208)
 .572 – Tiago Splitter (155-271)
 .550 – Nazr Mohammed (77-140)
 .541 – Frank Brickowski (53-98)
 .535 – DeJuan Blair (61-114)
 .533 – Dennis Rodman (64-120)
 .527 – Antoine Carr (68-129)
.514 – Kawhi Leonard (523-1017)
 .508 – George Gervin (622-1,224)

FT PCT. (50 MADE)

.903 – Michael Finley (65-72)
 .868 – Antonio Daniels (66-76)
 .866 – Mario Elie (58-67)
 .851 – George Hill (63-74)
 .827 – Stephen Jackson (67-81)
 .821 – George Gervin (348-424)
.817 – Manu Ginobili (809-990)
 .812 – Vinny Del Negro (56-69)
 .808 – James Silas (101-125)
 .805 – Mark Olberding (95-118)

3-PT FG% (10 MADE)

.443 – Vinny Del Negro (31-70)
 .441 – Marco Belinelli (30-68)
 .438 – Bruce Bowen (161-368)
.427 – Kawhi Leonard (125-293)
.422 – Danny Green (186-441)
 .416 – Brent Barry (79-190)
 .410 – Stephen Jackson (64-156)
.402 – Patty Mills (98-244)
 .402 – Michael Finley (88-219)
 .400 – Danny Ferry (32-80)

BLOCKS

568 – Tim Duncan
 312 – David Robinson
81 – Danny Green
 60 – Robert Horry
60 – Manu Ginobili
 58 – Bruce Bowen
55 – Kawhi Leonard
 52 – Mike Green
 51 – George Gervin
 42 – Artis Gilmore

SPURS ALL-TIME PLAYOFF LEADERS

(NBA SEASONS ONLY)

ALL-TIME PLAYOFF AVERAGE LEADERS

SCORING AVERAGE

27.9 — George Gervin
20.6 — Tim Duncan
18.5 — Mike Mitchell

REBOUNDS AVERAGE

15.0 — Dennis Rodman
11.4 — Tim Duncan
10.5 — David Robinson

ASSISTS AVERAGE

10.4 — Rod Strickland
8.3 — Johnny Moore
6.8 — Avery Johnson

ALL-TIME TOP PLAYOFF PERFORMANCES

POINTS

46 George Gervin
44 George Gervin
43 Kawhi Leonard
42 George Gervin
42 George Gervin
42 George Gervin
41 LaMarcus Aldridge
41 Tony Parker
41 Tim Duncan
41 George Gervin
40 Tim Duncan
40 Tim Duncan
40 Tim Duncan

PLAYER

OPPONENT

vs. Washington
vs. Houston
at Memphis
vs. Denver
at Washington
vs. Washington
vs. Oklahoma City
at Phoenix
vs. Dallas
at Denver
vs. Phoenix
vs. Dallas
vs. L.A. Lakers

DATE

4/18/78
4/04/80
4/22/17
4/26/83
5/18/79
5/11/79
5/2/16
4/25/08
5/22/06
4/20/85
4/19/08
5/19/03
5/21/01

REBOUNDS

25 Tim Duncan
24 Tim Duncan
23 Tim Duncan
23 Tim Duncan
22 Tim Duncan
22 David Robinson
22 Dennis Rodman
21 Tim Duncan
21 Tim Duncan
21 Tim Duncan
21 David Robinson
21 David Robinson
21 Larry Kenon
20 Tim Duncan

PLAYER

OPPONENT

at L.A. Lakers
at Dallas
at New Orleans
at Phoenix
vs. Dallas
at L.A. Lakers
vs. L.A. Lakers
vs. L.A. Lakers
vs. L.A. Lakers
at L.A. Lakers
vs. Phoenix
vs. Phoenix
at Washington
vs. Dallas

DATE

5/14/02
5/23/03
5/13/08
4/25/03
5/07/01
5/13/95
5/08/95
5/25/08
5/13/04
5/05/02
4/29/98
4/28/96
5/04/79
5/14/01

ASSISTS

20 Johnny Moore
18 Avery Johnson
18 Johnny Moore
18 Tony Parker
17 Rod Strickland
17 Johnny Moore
17 Johnny Moore
17 Johnny Moore

PLAYER

OPPONENT

vs. Denver
vs. Phoenix
at L.A. Lakers
vs. Memphis
vs. Portland
at L.A. Lakers
vs. L.A. Lakers
vs. Denver

DATE

4/27/83
4/26/96
5/08/83
5/21/13
5/10/90
5/18/83
5/15/83
4/26/83

BLOCKS

9 Tim Duncan
8 Tim Duncan
8 Samaki Walker
8 David Robinson
8 David Robinson
7 Tim Duncan
7 David Robinson
7 David Robinson
7 David Robinson

PLAYER

OPPONENT

vs. Phoenix
vs. New Jersey
vs. Phoenix
vs. Golden State
vs. Portland
vs. Seattle
at Portland
vs. Utah
at Phoenix

DATE

5/18/07
6/15/03
4/25/00
4/25/91
5/10/90
5/03/02
6/04/99
5/09/98
5/11/93

SPURS ALL-TIME PLAYOFF RESULTS

1974 ABA WESTERN DIVISION SEMIFINALS VS. INDIANA — LOST 4-3

DATE	SITE	ATT.		SCORE	TOP SCORER	TOP REBOUNDER
3/30	IND	7,438	W	113-109	Jones-27	Nater, Gervin-10
4/01	IND	6,988	L	101-128	Jones-26	Nater-12
4/03	SA	10,693	W	115-96	Nater-27	Nater-15
4/04	SA	12,079	L	89-91	Jones-28	Jones-8
4/06	IND	10,079	L	100-105	Silas-28	Nater-12
4/10	SA	12,304	W	102-86	Averitt-19	Nater-13
4/12	IND	10,079	L	79-86	Silas-27	Nater-13

1975 ABA WESTERN DIVISION SEMIFINALS VS. INDIANA — LOST 4-2

DATE	SITE	ATT.		SCORE	TOP SCORER	TOP REBOUNDER
4/05	SA	8,529	L	119-122 (OT)	Silas-25	Gervin-23
4/07	SA	7,643	L	93-98	Gervin-38	Nater-20
4/10	IND	12,217	L	103-113 (OT)	Gervin-27	Nater-14
4/12	IND	17,389	W	110-109	Gervin-29	Nater-22
4/14	SA	10,986	W	123-117	Gervin-42	Gervin-17
4/16	IND	15,675	L	100-115	Gervin-34	Nater-19

1976 ABA SEMIFINALS VS. NEW YORK — LOST 4-3

DATE	SITE	ATT.		SCORE	TOP SCORER	TOP REBOUNDER
4/09	NY	8,221	L	101-116	Gervin-30	Paultz/Gale-7
4/11	NY	5,769	W	105-79	Kenon-30	Paultz-18
4/14	SA	10,009	W	111-103	Kenon-28	Kenon-16
4/18	SA	9,227	L	108-110	Paultz/Gervin-28	Paultz-12
4/19	NY	11,321	L	108-110	Kenon-27	Kenon-12
4/21	SA	10,484	W	106-105	Gervin-37	Kenon-18
4/24	NY	15,934	L	114-121	Gervin-31	Kenon-11

1977 FIRST ROUND VS. BOSTON — LOST 2-0

DATE	SITE	ATT.		SCORE	TOP SCORER	TOP REBOUNDER
4/12	BOS	13,505	L	94-104	Kenon/Gervin-20	Paultz-10
4/15	SA	12,067	L	109-113	Gervin-30	Kenon/Paultz/Gale-7

1978 EASTERN CONFERENCE SEMIFINALS VS. WASHINGTON — LOST 4-2

DATE	SITE	ATT.		SCORE	TOP SCORER	TOP REBOUNDER
4/16	SA	9,669	W	114-103	Gervin-35	Kenon-9
4/18	SA	9,871	L	117-121	Gervin-48	Kenon-9
4/21	WASH	17,417	L	105-118	Kenon-37	Kenon/Paultz-8
4/23	WASH	13,549	L	95-98	Gervin-35	Paultz-8
4/25	SA	9,709	W	116-105	Gervin-27	Kenon-14
4/28	WASH	19,035	L	100-103	Olberding-24	Green/Paultz-9

1979 EASTERN CONFERENCE SEMIFINALS VS. PHILADELPHIA — WON 4-3

DATE	SITE	ATT.		SCORE	TOP SCORER	TOP REBOUNDER
4/15	SA	10,253	W	119-106	Gervin-31	Paultz-9
4/17	SA	16,709	W	121-120	Gervin-29	Kenon-7
4/20	PHIL	14,039	L	115-123	Silas-32	Kenon-15
4/22	PHIL	11,163	W	115-112	Gervin-32	Kenon-9
4/26	SA	16,055	L	97-120	Silas-19	Kenon-9
4/29	PHIL	18,276	L	90-92	Silas-27	Kenon-15
5/02	SA	16,055	W	111-108	Gervin-33	Gervin-12

1979 EASTERN CONFERENCE FINALS VS. WASHINGTON — LOST 4-3

DATE	SITE	ATT.		SCORE	TOP SCORER	TOP REBOUNDER
5/04	WASH	19,035	W	118-97	Gervin-34	Kenon-21
5/06	WASH	19,035	L	95-115	Kenon-25	Kenon-8
5/09	SA	15,318	W	116-114	Gervin-29	Paultz-12
5/11	SA	16,055	W	118-102	Gervin-42	Kenon-17
5/13	WASH	19,035	L	103-107	Gervin-28	Olberding-13
5/16	SA	16,055	L	100-108	Gervin-20	Kenon-15
5/18	WASH	19,035	L	105-107	Gervin-42	Kenon-11

1980 FIRST ROUND VS. HOUSTON — LOST 2-1

DATE	SITE	ATT.		SCORE	TOP SCORER	TOP REBOUNDER
4/02	HOU	14,454	L	85-95	Gervin-19	Kenon/Olberding-9
4/04	SA	12,894	W	106-101	Gervin-44	Olberding-17
4/06	HOU	15,676	L	120-141	Gervin-37	Shumate-8

1981 WESTERN CONFERENCE SEMIFINALS VS. HOUSTON — LOST 4-3

DATE	SITE	ATT.		SCORE	TOP SCORER	TOP REBOUNDER
4/07	SA	13,319	L	98-107	Gervin-30	G. Johnson-12
4/08	SA	12,128	W	125-113	Olberding-34	G. Johnson/Griffin-7
4/10	HOU	16,121	L	99-112	Gervin-33	G. Johnson/Gervin-8
4/12	HOU	16,121	W	114-112	Gervin-33	Corzine-11
4/14	SA	16,114	L	117-123	R. Johnson-25	G. Johnson-11
4/15	HOU	16,121	W	101-96	Gervin-26	Three Players-8
4/17	SA	16,114	L	100-105	Gervin-21	G. Johnson-10

SPURS ALL-TIME PLAYOFF RESULTS

1982 WESTERN CONFERENCE SEMIFINALS VS. SEATTLE — WON 4-1

DATE	SITE	ATT.	SCORE	TOP SCORER	TOP REBOUNDER
4/27	SEA	14,457	W 95-93	Gervin-31	Mitchell-11
4/28	SEA	19,403	L 99-114	Gervin-24	G. Johnson/Corzine-8
4/30	SA	14,019	W 99-97	Gervin-36	Mitchell-12
5/02	SA	15,002	W 115-113	Mitchell-22	Olberding/Banks-9
5/05	SEA	23,180	W 109-103	Gervin-26	Corzine-11

1982 WESTERN CONFERENCE FINALS VS. LOS ANGELES LAKERS — LOST 4-0

5/09	LA	15,700	L 117-128	Gervin-34	Corzine-11
5/11	LA	17,505	L 101-110	Mitchell-34	Corzine-34
5/14	SA	15,800	L 108-118	Gervin-39	Gervin-15
5/15	SA	15,800	L 123-128	Gervin-38	Mitchell-10

1983 WESTERN CONFERENCE SEMIFINALS VS. DENVER — WON 4-1

DATE	SITE	ATT.	SCORE	TOP SCORER	TOP REBOUNDER
4/26	SA	10,116	W 152-133	Gervin-42	Banks-11
4/27	SA	10,690	W 126-109	Gervin-30	Gilmore-12
4/29	DEN	16,965	W 127-126 (OT)	Moore-39	Gilmore-14
5/02	DEN	15,039	L 114-124	Moore-27	Gilmore-11
5/04	SA	12,736	W 145-105	Gervin-26	Gilmore-15

1983 WESTERN CONFERENCE FINALS VS. LOS ANGELES LAKERS — LOST 4-2

5/08	LA	15,063	L 107-119	Mitchell-26	Gervin-9
5/10	LA	17,505	W 122-113	Gervin-32	Gilmore-20
5/13	SA	15,782	L 100-113	Mitchell-23	Gilmore-14
5/15	SA	15,782	L 121-129	Mitchell-35	Mitchell-11
5/18	LA	17,505	W 117-112	Mitchell-26	Gilmore-14
5/20	SA	15,782	L 100-101	Gervin-25	Gilmore-18

1985 WESTERN CONFERENCE FIRST ROUND VS. DENVER — LOST 3-2

DATE	SITE	ATT.	SCORE	TOP SCORER	TOP REBOUNDER
4/18	DEN	12,128	L 111-141	Mitchell-23	Jones-8
4/20	DEN	17,022	W 113-111	Gervin-41	Gilmore-12
4/23	SA	8,799	L 112-115	Gervin-30	Gilmore-14
4/26	SA	8,621	W 116-111	Mitchell-37	Gilmore-13
4/28	DEN	17,022	L 99-126	Gilmore-19	Iavaroni/Gilmore-8

1986 FIRST ROUND VS. LOS ANGELES LAKERS — LOST 3-0

DATE	SITE	ATT.	SCORE	TOP SCORER	TOP REBOUNDER
4/17	LA	17,505	L 88-135	Mitchell-24	Mitchell/Johnson-4
4/19	LA	17,505	L 94-122	Matthews-30	Greenwood-7
4/23	SA	7,918	L 94-114	Matthews-30	Gilmore-11

1988 FIRST ROUND VS. LOS ANGELES LAKERS — LOST 3-0

DATE	SITE	ATT.	SCORE	TOP SCORER	TOP REBOUNDER
4/29	LA	17,505	L 110-122	Robertson-34	Anderson/Berry-5
5/01	LA	17,505	L 112-130	Robertson-28	Brickowski-12
5/03	SA	11,542	L 107-109	Berry-27	Anderson-5

1990 FIRST ROUND VS. DENVER — WON 3-0

DATE	SITE	ATT.	SCORE	TOP SCORER	TOP REBOUNDER
4/26	SA	15,910	W 119-103	Anderson-27	Robinson-13
4/28	SA	15,910	W 129-120	Robinson-31	Cummings-13
5/01	DEN	15,604	W 131-120	Cummings-28	Robinson-16

1990 WESTERN CONFERENCE SEMIFINALS VS. PORTLAND — LOST 4-3

5/05	PORT	12,884	L 94-107	Brickowski-20	Robinson-9
5/08	PORT	12,884	L 112-122	Cummings-33	Robinson-8
5/10	SA	15,910	W 121-98	Robinson-28	Cummings/Strickland-9
5/12	SA	15,910	W 115-105	Cummings-35	Cummings-11
5/15	PORT	12,884	L 132-138 (2OT)	Cummings-32	Robinson-15
5/17	SA	15,910	W 112-97	Anderson-30	Robinson-13
5/19	PORT	12,884	L 105-108 (OT)	Cummings-27	Robinson-16

1991 FIRST ROUND VS. GOLDEN STATE — LOST 3-1

DATE	SITE	ATT.	SCORE	TOP SCORER	TOP REBOUNDER
4/25	SA	15,908	W 130-121	Anderson-38	Robinson-13
4/27	SA	15,908	L 98-111	Robinson-28	Robinson-15
5/01	GS	15,025	L 106-109	Robinson-27	Robinson-12
5/03	GS	15,025	L 97-110	Elliott-23	Robinson-14

1992 FIRST ROUND VS. PHOENIX — LOST 3-0

DATE	SITE	ATT.	SCORE	TOP SCORER	TOP REBOUNDER
4/24	PHO	14,496	L 111-117	Cummings-30	Cummings-12
4/26	PHO	14,496	L 107-119	Cummings-31	Cummings-10
4/29	SA	14,853	L 92-101	Carr-20	Carr/Cummings-12

SPURS ALL-TIME PLAYOFF RESULTS

1993 FIRST ROUND VS. PORTLAND — WON 3-1

DATE	SITE	ATT.	SCORE	TOP SCORER	TOP REBOUNDER
4/29	PORT	12,888	W 87-86	Elliott-18	Robinson-15
5/01	PORT	12,888	L 96-105	Robinson/Cummings-15	Robinson-14
5/05	SA	16,057	W 107-101	Robinson-26	Robinson-14
5/07	SA	16,057	W 100-97 (OT)	Ellis-21	Robinson-17

1993 WESTERN CONFERENCE SEMIFINALS VS. PHOENIX — LOST 4-2

5/11	PHO	19,023	L 89-95	Robinson-32	Robinson-10
5/13	PHO	19,023	L 103-109	Robinson-27	Robinson-10
5/15	SA	16,057	W 111-96	Carr-21	Johnson/Robinson-8
5/16	SA	16,057	W 117-103	Robinson-36	Robinson-16
5/18	PHO	19,023	L 97-109	Robinson/Ellis-24	Robinson-8
5/20	SA	16,057	L 100-102	Robinson-22	Robinson-14

1994 FIRST ROUND VS. UTAH — LOST 3-1

DATE	SITE	ATT.	SCORE	TOP SCORER	TOP REBOUNDER
4/28	SA	18,257	W 106-89	Robinson-25	Rodman-11
4/30	SA	20,640	L 84-96	Knight-16	Rodman-17
5/03	UT	19,911	L 72-105	Robinson/Carr-16	Rob/Cummings-11
5/05	UT	19,911	L 90-95	Robinson-27	Rodman-20

1995 FIRST ROUND VS. DENVER — WON 3-0

DATE	SITE	ATT.	SCORE	TOP SCORER	TOP REBOUNDER
4/28	SA	25,235	W 104-88	Elliott-21	Rodman-12
4/30	SA	23,665	W 122-96	Robinson/Rodman-19	Rodman-16
5/02	DEN	17,171	W 99-95	Johnson/Robinson-24	Rodman-13

1995 WESTERN CONFERENCE SEMIFINALS VS. LA LAKERS — WON 4-2

5/06	SA	24,002	W 110-94	Robinson-33	Rodman-12
5/08	SA	26,127	W 97-90 (OT)	Robinson/Rodman-22	Rodman-22
5/12	LA	17,505	L 85-92	Robinson-34	Rodman-13
5/14	LA	17,505	W 80-71	Robinson-26	Robinson-22
5/16	SA	35,888	L 96-98 (OT)	Robinson-34	Robinson-17
5/18	LA	17,505	W 100-88	Robinson-31	Rodman-16

1995 WESTERN CONFERENCE FINALS VS. HOUSTON — LOST 4-2

DATE	SITE	ATT.	SCORE	TOP SCORER	TOP REBOUNDER
5/22	SA	33,337	L 93-94	Elliott-24	Rodman-20
5/24	SA	35,888	L 96-106	Robinson-32	Robinson-12
5/26	HOU	16,611	W 107-102	Robinson-29	Rodman-12
5/28	HOU	16,611	W 103-81	Robinson-20	Rodman-19
5/30	SA	35,888	L 90-111	Robinson-22	Robinson/Rodman-12
6/01	HOU	16,611	L 95-100	Johnson/Robinson-19	Rodman-17

1996 FIRST ROUND VS. PHOENIX — WON 3-1

DATE	SITE	ATT.	SCORE	TOP SCORER	TOP REBOUNDER
4/26	SA	16,545	W 120-98	Del Negro-29	Perdue-9
4/28	SA	19,507	W 110-105	Robinson-40	Robinson-21
5/01	PHO	19,023	L 93-94	Robinson-22	Perdue-9
5/03	PHO	19,023	W 116-98	Robinson-30	Robinson-13

1996 WESTERN CONFERENCE SEMIFINALS VS. UTAH — LOST 4-2

5/07	SA	15,112	L 75-95	Robinson-29	Perdue-7
5/09	SA	18,635	W 88-77	Robinson-24	Robinson-12
5/11	UT	19,911	L 75-105	Elliott-17	Robinson-9
5/12	UT	19,911	L 86-101	Elliott-22	Person/Perdue-7
5/14	SA	34,215	W 98-87	Robinson-24	Robinson-15
5/16	UT	19,911	L 81-108	Del Negro/Robinson-17	Robinson-8

1998 FIRST ROUND VS. PHOENIX — WON 3-1

DATE	SITE	ATT.	SCORE	TOP SCORER	TOP REBOUNDER
4/23	PHO	19,023	W 102-96	Duncan-32	Robinson-15
4/25	PHO	19,023	L 101-108	Robinson-23	Robinson-16
4/27	SA	20,486	W 100-88	Duncan-22	Duncan-14
4/29	SA	27,528	W 99-80	Johnson-30	Robinson-21

1998 WESTERN CONFERENCE SEMIFINALS VS. UTAH — LOST 4-1

5/05	UT	19,911	L 82-83	Duncan-33	Robinson-16
5/07	UT	19,911	L 106-109 (OT)	Duncan-26	Robinson-14
5/09	SA	26,086	W 86-64	Robinson-21	Perdue-11
5/10	SA	28,587	L 73-82	Duncan-22	Robinson-11
5/12	UT	19,911	L 77-87	Robinson-21	Robinson-13

SPURS ALL-TIME PLAYOFF RESULTS

1999 FIRST ROUND VS. MINNESOTA — WON 3-1

DATE	SITE	ATT.		SCORE	TOP SCORER	TOP REBOUNDER
5/09	SA	22,356	W	99-86	Duncan-26	Duncan-12
5/11	SA	22,494	L	71-80	Duncan-18	Duncan-16
5/13	MIN	17,444	W	85-71	Johnson-24	Robinson-18
5/15	MIN	15,898	W	92-85	Robinson-19	Robinson-11

1999 WESTERN CONFERENCE SEMIFINALS VS. LA LAKERS — WON 4-0

5/17	SA	25,297	W	87-81	Duncan-25	Perdue-9
5/19	SA	33,293	W	79-76	Duncan-21	Duncan-8
5/22	LA	17,505	W	103-91	Duncan-37	Duncan-14
5/23	LA	17,505	W	118-107	Duncan-33	Duncan-14

1999 WESTERN CONFERENCE FINALS VS. PORTLAND — WON 4-0

5/29	SA	35,165	W	80-76	Duncan/Robinson-21	Duncan-13
5/31	SA	35,260	W	86-85	Duncan-23	Duncan-10
6/04	POR	20,732	W	85-63	Jackson-19	Robinson-9
6/06	POR	20,735	W	94-80	Robinson-20	Robinson-10

1999 FINALS VS. NEW YORK — WON 4-1

6/16	SA	39,514	W	89-77	Duncan-33	Duncan-16
6/18	SA	39,554	W	80-67	Duncan-25	Duncan-15
6/21	NY	19,763	L	81-89	Robinson-25	Duncan-12
6/23	NY	19,763	W	96-89	Duncan-28	Duncan-18
6/25	NY	19,763	W	78-77	Duncan-31	Robinson-12

2000 FIRST ROUND VS. PHOENIX — LOST 3-1

DATE	SITE	ATT.		SCORE	TOP SCORER	TOP REBOUNDER
4/22	SA	21,916	L	70-72	Elliott-15	Walker-16
4/25	SA	20,617	W	85-70	Robinson-25	Robinson-15
4/29	PHO	19,023	L	94-101	Robinson-37	Robinson-13
5/02	PHO	19,023	L	78-89	Robinson-21	Robinson-16

2001 FIRST ROUND VS. MINNESOTA — WON 3-1

DATE	SITE	ATT.		SCORE	TOP SCORER	TOP REBOUNDER
4/21	SA	33,983	W	87-82	Duncan-33	Duncan-15
4/23	SA	31,759	W	86-69	Duncan-18	Duncan/Robinson-11
4/28	MIN	17,676	L	84-93	Robinson-22	Robinson-17
4/30	MIN	16,336	W	97-84	Duncan-24	Duncan-16

2001 WESTERN CONFERENCE SEMIFINALS VS. DALLAS — WON 4-1

5/05	SA	32,798	W	94-78	Duncan-31	Duncan-13
5/07	SA	27,690	W	100-86	Duncan-25	Duncan-22
5/09	DAL	18,237	W	104-90	Robinson-19	Duncan/Robinson-14
5/12	DAL	18,187	L	108-112	Duncan-29	Duncan-18
5/14	SA	25,853	W	105-87	Duncan-32	Duncan-20

2001 WESTERN CONFERENCE FINALS VS. LA LAKERS — LOST 4-0

5/19	SA	36,068	L	90-104	Duncan-28	Duncan-14
5/21	SA	35,574	L	81-88	Duncan-40	Duncan-15
5/25	LA	18,997	L	72-111	Robinson-24	Duncan-13
5/27	LA	18,997	L	82-111	Daniels/Duncan-15	Robinson-11

2002 FIRST ROUND VS. SEATTLE — WON 3-2

DATE	SITE	ATT.		SCORE	TOP SCORER	TOP REBOUNDER
4/20	SA	23,634	W	110-89	Duncan/Parker-21	Duncan-10
4/22	SA	23,059	L	90-98	Duncan-32	Duncan-12
4/27	SEA	17,072	W	102-75	Duncan-27	Duncan-13
5/01	SEA	17,072	L	79-91	Rose-28	Rose-13
5/03	SA	23,369	W	101-78	Duncan-23	Rose-13

2002 WESTERN CONFERENCE SEMIFINALS VS. LA LAKERS — LOST 4-1

5/05	LA	18,997	L	80-86	Duncan-26	Duncan-21
5/07	LA	18,997	W	88-85	Duncan-27	Duncan-17
5/10	SA	35,520	L	89-99	Duncan-28	Duncan-12
5/12	SA	32,342	L	85-87	Duncan-30	Duncan/Robinson-11
5/14	LA	18,997	L	87-93	Duncan-34	Duncan-25

SPURS ALL-TIME PLAYOFF RESULTS

2003 FIRST ROUND VS. PHOENIX – WON 4-2

DATE	SITE	ATT.	L	SCORE	TOP SCORER	TOP REBOUNDER
4/19	SA	19,217	L	95-96 (OT)	Jackson-23	Duncan-13
4/21	SA	19,217	W	84-76	Jackson-23	Duncan-12
4/25	PHO	19,023	W	99-86	Parker-29	Duncan-23
4/27	PHO	18,756	L	84-86	Duncan-24	Rose-14
4/29	SA	19,217	W	94-82	Rose-27	Duncan-17
5/01	PHO	18,913	W	87-85	Jackson-21	Duncan-20

2003 WESTERN CONFERENCE SEMIFINALS VS. LA LAKERS – WON 4-2

DATE	SITE	ATT.	L	SCORE	TOP SCORER	TOP REBOUNDER
5/05	SA	18,797	W	87-82	Duncan-28	Robinson-11
5/07	SA	18,797	W	114-95	Bowen-27	Duncan-13
5/09	LA	18,997	L	95-110	Duncan-28	Duncan-11
5/11	LA	18,997	L	95-99	Duncan-36	Jackson-11
5/13	SA	18,797	W	96-94	Duncan-27	Duncan-14
5/15	LA	18,997	W	110-82	Duncan-37	Duncan-16

2003 WESTERN CONFERENCES FINALS VS. DALLAS – WON 4-2

DATE	SITE	ATT.	L	SCORE	TOP SCORER	TOP REBOUNDER
5/19	SA	18,797	L	110-113	Duncan-40	Duncan 15
5/21	SA	18,797	W	119-106	Duncan-32	Duncan 15
5/23	DAL	20,695	W	96-83	Duncan-34	Duncan 24
5/25	DAL	20,561	W	102-95	Parker-25	Duncan 20
5/27	SA	18,797	L	91-103	Duncan-23	Duncan 15
5/29	DAL	20,812	W	90-78	Jackson-24	Rose 11, Duncan 11

2003 FINALS VS. NEW JERSEY – WON 4-2

DATE	SITE	ATT.	L	SCORE	TOP SCORER	TOP REBOUNDER
6/04	SA	18,797	W	101-89	Duncan-32	Duncan-20
6/06	SA	18,797	L	85-87	Parker-21	Duncan-12
6/08	NJ	19,280	W	84-79	Parker-26	Duncan-16
6/11	NJ	19,280	L	76-77	Duncan-23	Duncan-17
6/13	NJ	19,280	W	93-83	Duncan-29	Duncan-17
6/15	SA	18,797	W	88-77	Duncan-21	Duncan-20

2004 FIRST ROUND VS. MEMPHIS – WON 4-0

DATE	SITE	ATT.	W	SCORE	TOP SCORER	TOP REBOUNDER
5/17	SA	18,797	W	98-74	Duncan-26	Duncan-9
5/19	SA	18,797	W	87-70	Parker-27	Duncan-12
5/22	MEM	19,351	W	95-93	Duncan-22	Duncan-13
5/25	MEM	19,351	W	110-97	Parker-29	Duncan/Horry-7

2004 WESTERN CONFERENCE SEMIFINALS VS. LA LAKERS – LOST 4-2

DATE	SITE	ATT.	W	SCORE	TOP SCORER	TOP REBOUNDER
5/02	SA	18,797	W	88-78	Duncan-30	Duncan-11
5/05	SA	18,797	W	95-85	Parker-30	Bowen/Duncan-7
5/09	LA	18,997	L	81-105	Ginobili-17	Duncan-13
5/11	LA	18,997	L	90-98	Ginobili-20	Duncan-10
5/13	SA	18,797	L	73-74	Duncan-21	Duncan-21
5/15	LA	18,997	L	76-88	Duncan-20	Duncan-11

2005 FIRST ROUND VS. DENVER – WON 4-1

DATE	SITE	ATT.	W	SCORE	TOP SCORER	TOP REBOUNDER
4/24	SA	18,797	L	87-93	Ginobili-23	Mohammed-15
4/27	SA	18,797	W	104-76	Duncan-24	Duncan/Horry-9
4/30	DEN	19,913	W	86-78	Ginobili-32	Duncan-11
5/02	DEN	19,776	W	126-115 (OT)	Duncan-39	Duncan-14
5/04	SA	18,797	W	99-89	Parker-21	Mohammed-13

2005 WESTERN CONFERENCE SEMIFINALS VS. SEATTLE – WON 4-2

DATE	SITE	ATT.	W	SCORE	TOP SCORER	TOP REBOUNDER
5/08	SA	18,797	W	103-81	Parker-29	Duncan-9
5/10	SA	18,797	W	108-91	Ginobili-28	Mohammed-10
5/12	SEA	17,072	L	91-92	Duncan-23	Duncan-11
5/15	SEA	17,072	L	89-101	Duncan-35	Duncan-10
5/17	SA	18,797	W	103-90	Ginobili-39	Duncan-14
5/19	SEA	17,072	W	98-96	Duncan-26	Duncan-9

2005 WESTERN CONFERENCE FINALS VS. PHOENIX – WON 4-1

DATE	SITE	ATT.	W	SCORE	TOP SCORER	TOP REBOUNDER
5/22	PHO	18,422	W	121-114	Parker-29	Duncan-15
5/24	PHO	18,422	W	111-108	Duncan-30	Duncan/Mohammed-8
5/28	SA	18,797	W	102-92	Duncan-33	Duncan-15
5/30	SA	18,797	L	106-111	Ginobili-28	Duncan-16
6/01	PHO	18,422	W	101-95	Duncan-31	Duncan-15

2005 FINALS VS. DETROIT – WON 4-3

DATE	SITE	ATT.	W	SCORE	TOP SCORER	TOP REBOUNDER
6/09	SA	18,797	W	84-69	Ginobili-26	Duncan-17
6/12	SA	18,797	W	97-76	Ginobili-27	Duncan-11
6/14	DET	22,076	L	79-96	Parker-21	Duncan-10
6/16	DET	22,076	L	71-102	Duncan-16	Duncan-16
6/19	DET	22,076	W	96-95 (OT)	Duncan-26	Duncan-19
6/21	SA	18,797	L	86-95	Duncan/Ginobili-21	Duncan-15
6/23	SA	18,797	W	81-74	Duncan-25	Duncan-11

SPURS ALL-TIME PLAYOFF RESULTS

2006 FIRST ROUND VS. SACRAMENTO – WON 4-2

DATE	SITE	ATT.	SCORE	TOP SCORER	TOP REBOUNDER
4/22	SA	18,797	W 122-88	Parker-25	Mohammed-8
4/25	SA	18,797	W 128-119 (OT)	Ginobili-32	Duncan-13
4/28	SAC	17,317	L 93-94	Duncan-29	Duncan-12
4/30	SAC	17,317	L 84-102	Parker-22	Duncan-8
5/02	SA	18,797	W 109-98	Ginobili-27	Duncan/Ginobili-9
5/05	SAC	17,317	W 105-83	Parker-31	Horry-7

2006 WESTERN CONFERENCE SEMIFINALS VS. DALLAS – LOST 4-3

5/07	SA	18,797	W 87-85	Duncan-31	Duncan-13
5/09	SA	18,797	L 91-113	Duncan-28	Duncan-9
5/13	DAL	20,865	L 103-104	Duncan-35	Duncan-12
5/15	DAL	20,969	L 118-123 (OT)	Parker-33	Duncan-13
5/17	SA	18,797	W 98-97	Duncan-36	Duncan-12
5/19	DAL	20,986	W 91-86	Ginobili-30	Ginobili-10
5/22	SA	18,797	L 111-119 (OT)	Duncan-41	Duncan-15

2007 FIRST ROUND VS. DENVER – WON 4-1

DATE	SITE	ATT.	SCORE	TOP SCORER	TOP REBOUNDER
4/22	SA	18,797	L 89-95	Parker-19	Duncan-10
4/25	SA	18,797	W 97-88	Duncan-22	Oberto-10
4/28	DEN	19,951	W 96-91	Parker-21	Duncan-13
4/30	DEN	19,644	W 96-89	Duncan-22	Duncan-11
5/2	SA	18,797	W 93-78	Finley-26	Duncan-12

2007 WESTERN CONFERENCE SEMIFINALS VS. PHOENIX – WON 4-2

5/6	PHO	18,422	W 111-106	Duncan-33	Duncan-16
5/8	PHO	18,422	L 81-101	Duncan-29	Duncan-11
5/12	SA	18,797	W 108-101	Duncan-33	Duncan-19
5/14	SA	18,797	L 98-104	Parker-23	Duncan-11
5/16	PHO	18,422	W 88-85	Ginobili-26	Duncan-12
5/18	SA	18,797	W 114-106	Ginobili -33	Duncan-13

2007 WESTERN CONFERENCE FINALS VS. UTAH – WON 4-1

5/20	SA	18,300	W 108-100	Duncan-27	Duncan-10
5/22	SA	18,797	W 105-96	Duncan-26	Duncan-14
5/26	UT	19,911	L 83-109	Parker-25	Duncan-8
5/28	UT	19,911	W 91-79	Ginobili-22	Oberto-11
5/30	SA	18,797	W 109-84	Duncan/Parker-21	Duncan-10

2007 FINALS VS. CLEVELAND – WON 4-0

6/7	SA	18,797	W 85-76	Parker-27	Duncan-13
6/10	SA	18,797	W 103-92	Parker-22	Duncan/Horry-9
6/12	CLE	20,562	W 75-72	Parker-17	Duncan/Bowen-9
6/14	CLE	20,562	W 83-82	Ginobili-27	Duncan-15

2008 FIRST ROUND VS. PHOENIX – WON 4-1

DATE	SITE	ATT.	SCORE	TOP SCORER	TOP REBOUNDER
4/19	SA	18,797	W 117-115 (2OT)	Duncan-40	Duncan-15
4/22	SA	18,797	W 102-96	Parker-32	Duncan-17
4/25	PHO	18,422	W 115-99	Parker-41	Duncan-10
4/27	PHO	18,422	L 85-106	Parker-18	Duncan-10
4/29	SA	18,797	W 92-87	Parker-31	Duncan-17

2008 WESTERN CONFERENCE SEMIFINALS VS. NEW ORLEANS – WON 4-3

5/3	NO	18,040	L 82-101	Parker-23	Ginobili/Oberto-6
5/5	NO	17,927	L 84-102	Duncan-18	Duncan-8
5/8	SA	18,797	W 110-99	Ginobili/Parker-31	Duncan-13
5/11	SA	18,797	W 100-80	Parker-22	Duncan-15
5/13	NO	18,246	L 79-101	Ginobili-20	Duncan-23
5/15	SA	18,797	W 99-80	Ginobili-25	Duncan-15
5/19	NO	18,235	W 91-82	Ginobili-26	Duncan-14

2008 WESTERN CONFERENCE FINALS VS. LA LAKERS – LOST 4-1

5/21	LA	18,997	L 85-89	Duncan-30	Duncan-18
5/23	LA	18,997	L 71-101	Parker-13	Duncan-16
5/25	SA	18,797	W 103-84	Ginobili -30	Duncan-21
5/27	SA	18,797	L 91-93	Duncan-29	Duncan-17
5/29	LA	18,997	L 92-100	Parker-23	Duncan-15

2009 FIRST ROUND VS. DALLAS – LOST 4-1

DATE	SITE	ATT.	SCORE	TOP SCORER	TOP REBOUNDER
4/18	SA	18,797	L 97-105	Duncan - 27	Duncan - 9
4/20	SA	18,797	W 105-84	Parker - 38	Duncan - 11
4/23	DAL	20,491	L 67-88	Parker - 12	Thomas - 10
4/25	DAL	20,829	L 90-99	Parker - 43	Duncan - 10
4/28	SA	18,797	L 93-106	Duncan - 30	Duncan - 8

SPURS ALL-TIME PLAYOFF RESULTS

2010 FIRST ROUND VS. DALLAS – WON 4-2

DATE	SITE	ATT.	SCORE	TOP SCORER	TOP REBOUNDER
4/18	DAL	20,372	L 94-100	Duncan – 27	Duncan/McDyess – 8
4/21	DAL	20,728	W 102-88	Duncan – 25	Duncan – 17
4/23	SA	18,581	W 94-90	Duncan – 25	McDyess – 6
4/25	SA	18,581	W 92-89	Hill – 29	Duncan – 11
4/27	DAL	20,557	L 103-81	Parker – 18	Blair – 8
4/29	SA	18,581	W 97-87	Ginobili – 26	Duncan – 10

2010 WESTERN CONFERENCE SEMIFINALS VS. PHOENIX – LOST 2-0

5/3	PHO	18,422	L 102-111	Ginobili – 27	Duncan – 11
5/5	PHO	18,422	L 102-110	Duncan – 29	Duncan/Jefferson – 10
5/7	SA	18,581	L 96-110	Ginobili – 27	Duncan – 13
5/9	SA	18,581	L 101-107	Parker – 22	Duncan/Jefferson – 8

2011 FIRST ROUND VS. MEMPHIS – LOST 2-4

DATE	SITE	ATT.	SCORE	TOP SCORER	TOP REBOUNDER
4/17	SA	18,581	L 98-101	Parker – 20	Duncan – 13
4/20	SA	18,581	W 93-87	Ginobili – 17	Duncan – 10
4/23	MEM	18,119	L 88-91	Ginobili – 23	Duncan – 11
4/25	MEM	18,119	L 86-104	Parker – 23	Splitter – 9
4/27	SA	18,581	W 110-103 (OT)	Ginobili – 33	Duncan – 12
4/29	MEM	18,119	L 91-99	Parker – 23	Duncan – 10

2012 FIRST ROUND VS. UTAH – WON 4-0

DATE	SITE	ATT.	SCORE	TOP SCORER	TOP REBOUNDER
4/29	SA	18,581	W 106-91	Parker – 28	Duncan – 11
5/2	SA	18,581	W 114-83	Parker – 18	Duncan – 13
5/5	UTA	19,911	W 102-90	Parker – 27	Splitter – 8
5/7	UTA	19,911	W 87-81	Ginobili – 17	Jackson – 6

2012 WESTERN CONFERENCE SEMIFINALS VS. L.A. CLIPPERS – WON 4-0

DATE	SITE	ATT.	SCORE	TOP SCORER	TOP REBOUNDER
5/15	SA	18,581	W 108-92	Ginobili – 22	Diaw – 12
5/17	SA	18,581	W 105-88	Parker – 22	Leonard – 6
5/19	LA	19,060	W 96-86	Parker – 23	Duncan – 13
5/20	LA	19,060	W 102-99	Duncan – 21	Duncan – 9

2012 WESTERN CONFERENCE FINALS VS. OKLAHOMA CITY – LOST 2-4

DATE	SITE	ATT.	SCORE	TOP SCORER	TOP REBOUNDER
5/27	SA	18,581	W 101-98	Ginobili – 26	Duncan – 11
5/29	SA	18,581	W 120-111	Parker – 34	Duncan – 12
5/31	OKC	18,203	L 82-102	Parker/Jackson – 16	3 Players – 6
6/2	OKC	18,203	L 103-109	Duncan – 21	Leonard – 9
6/4	SA	18,581	L 103-108	Ginobili – 34	Duncan – 12
6/6	OKC	18,203	L 99-107	Parker – 29	Duncan – 14

2013 FIRST ROUND VS. LOS ANGELES LAKERS – WON 4-0

DATE	SITE	ATT.	SCORE	TOP SCORER	TOP REBOUNDER
5/19	SA	18,581	W 105-83	Ginobili, Parker – 18	Duncan – 10
4/24	SA	18,581	W 102-91	Parker – 28	Leonard – 7
4/26	LA	18,997	W 120-89	Duncan – 26	Duncan – 9
5/28	LA	18,997	W 103-82	Parker – 23	Leonard – 7

2013 WESTERN CONFERENCE SEMIFINALS VS. GOLDEN STATE – WON 4-2

DATE	SITE	ATT.	SCORE	TOP SCORER	TOP REBOUNDER
5/6	SA	18,581	W 129-127	Parker – 28	Duncan – 11
5/8	SA	18,581	L 91-100	Parker – 20	Leonard – 12
5/10	GS	19,596	W 102-92	Parker – 32	Duncan – 10
5/12	GS	19,596	L 87-97 (OT)	Ginobili – 21	Duncan – 15
5/14	SA	18,581	W 109-91	Parker – 25	Duncan – 11
5/16	GS	19,596	W 94-82	Duncan – 19	Leonard – 10

2013 WESTERN CONFERENCE FINALS VS. MEMPHIS – WON 4-0

DATE	SITE	ATT.	SCORE	TOP SCORER	TOP REBOUNDER
5/19	SA	18,581	W 105-83	Parker – 20	Duncan – 10
5/21	SA	18,581	W 93-89	Duncan – 17	Duncan, Leonard – 9
5/25	MEM	18,119	W 104-93	Parker – 26	Leonard – 11
5/27	MEM	18,119	W 93-86	Parker – 37	Duncan – 8

SPURS ALL-TIME PLAYOFF RESULTS

2013 FINALS VS. MIAMI – LOST 3-4

DATE	SITE	ATT.	SCORE	TOP SCORER	TOP REBOUNDER
6/6	MIA	19,775	W 82-88	Parker - 21	Duncan - 14
6/9	MIA	19,775	L 84-103	Green - 17	Leonard - 14
6/11	SA	18,581	W 113-77	Green - 27	Duncan - 14
6/13	SA	18,581	L 93-109	Duncan - 20	Leonard - 7
6/16	SA	18,581	W 114-104	Parker - 26	Duncan - 12
6/18	MIA	19,775	L 100-103 (OT)	Duncan - 30	Duncan - 17
6/20	MIA	19,775	L 88-95	Duncan - 24	Leonard - 16

2014 FIRST ROUND VS. DALLAS – WON 4-3

DATE	SITE	ATT.	SCORE	TOP SCORER	TOP REBOUNDER
4/20	SA	18,581	W 90-85	Parker-27	Splitter-11
4/23	SA	18,581	L 92-113	Ginobili-27	Duncan-7
4/26	DAL	20,636	L 108-109	Duncan-22	Splitter-13
4/28	DAL	20,636	W 93-89	Ginobili-23	Leonard/Splitter-12
4/30	SA	18,581	W 109-103	Parker-23	Duncan/Splitter-12
5/2	DAL	20,636	L 111-113	Parker-22	Duncan-9
5/4	SA	18,581	W 119-96	Parker-32	Duncan-8

2014 WESTERN CONFERENCE SEMIFINALS VS. PORTLAND – WON 4-1

DATE	SITE	ATT.	SCORE	TOP SCORER	TOP REBOUNDER
5/6	SA	18,581	W 116-92	Parker-33	Duncan-11
5/8	SA	18,581	W 114-97	Leonard-20	Splitter-10
5/10	POR	20,321	W 118-103	Parker-29	Leonard-10
5/12	POR	20,321	L 92-103	Parker-14	Duncan-9
5/14	SA	18,581	W 104-82	Leonard-22	Green-9

2014 WESTERN CONFERENCE FINALS VS. OKLAHOMA CITY – WON 4-2

DATE	SITE	ATT.	SCORE	TOP SCORER	TOP REBOUNDER
5/19	SA	18,581	W 122-105	Duncan-27	Splitter-8
5/21	SA	18,581	W 112-77	Parker-22	Duncan-12
5/25	OKC	18,203	L 97-106	Ginobili-23	Diaw-6
5/27	OKC	18,203	L 92-105	Parker/Diaw-14	Diaw-10
5/29	SA	18,581	W 117-89	Duncan-22	Duncan-12
5/31	OKC	18,203	W 112-107	Diaw-26	Duncan-16

2014 FINALS VS. MIAMI – WON 4-1

DATE	SITE	ATT.	SCORE	TOP SCORER	TOP REBOUNDER
6/5	SA	18,581	W 110-95	Duncan-21	Diaw/Duncan-10
6/8	SA	18,581	L 96-98	Parker-21	Duncan-15
6/10	MIA	19,900	W 111-92	Leonard-29	Duncan-6
6/12	MIA	19,900	W 107-86	Leonard-20	Leonard-14
6/15	SA	18,581	W 104-87	Leonard-22	Leonard-10

2015 FIRST ROUND VS. LOS ANGELES CLIPPERS – LOST 3-4

DATE	SITE	ATT.	SCORE	TOP SCORER	TOP REBOUNDER
4/19	LAC	19,309	L 92-107	Leonard-18	Duncan-11
4/22	SA	19,482	W 111-107 (OT)	Duncan-28	Duncan-11
4/24	SA	18,581	W 100-73	Leonard-32	Duncan-7
4/26	LAC	18,581	L 105-114	Leonard-26	Duncan-14
4/28	SA	19,571	W 111-107	Duncan-21	Duncan-11
4/30	LAC	18,581	L 96-102	Belinelli-23	Duncan-13
5/2	LAC	19,588	L 109-111	Duncan-27	Duncan-11

2016 FIRST ROUND VS. MEMPHIS – WON 4-0

DATE	SITE	ATT.	SCORE	TOP SCORER	TOP REBOUNDER
4/17	SA	18,418	W 106-74	Leonard-20	Duncan-11
4/19	SA	18,418	W 94-68	Mills-16	Duncan-9
4/22	MEM	18,119	W 96-87	Leonard-32	Aldridge-10
4/24	MEM	18,119	W 116-95	Leonard-21	Aldridge-10

2016 WESTERN CONFERENCE SEMIFINALS VS. OKLAHOMA CITY – LOST 2-4

DATE	SITE	ATT.	SCORE	TOP SCORER	TOP REBOUNDER
4/30	SA	18,418	W 124-92	Aldridge-38	Anderson-7
5/2	SA	18,418	L 97-98	Aldridge-41	Duncan-9
5/6	OKC	18,203	W 100-96	Leonard-31	Leonard-11
5/8	OKC	18,203	L 97-111	Parker-22	West-7
5/10	SA	18,418	L 91-95	Leonard-26	Aldridge-9
5/12	OKC	18,203	L 99-113	Leonard-22	Aldridge-14

SPURS ALL-TIME PLAYOFF RESULTS

2017 FIRST ROUND VS. MEMPHIS – WON 4-2

DATE	SITE	ATT.		SCORE	TOP SCORER	TOP REBOUNDER
4/15	SA	18,418	W	111-82	Leonard-32	Dedmon-8
4/17	SA	18,418	W	96-82	Leonard-37	Leonard-11
4/20	MEM	18,119	L	105-94	Leonard-18	Aldridge-11
4/22	MEM	18,119	L	110-108 (OT)	Leonard-43	Gasol-11
4/25	SA	18,418	W	116-103	Leonard-28	Aldridge-9
4/27	MEM	18,119	W	103-96	Leonard-29	Aldridge-12

2017 WESTERN CONFERENCE SEMIFINALS VS. HOUSTON – WON 4-2


DATE	SITE	ATT.		SCORE	TOP SCORER	TOP REBOUNDER
5/1	SA	18,418	L	126-99	Leonard-21	Leonard-11
5/3	SA	18,418	W	121-96	Leonard-34	Gasol-13
5/5	HOU	18,187	W	103-92	Aldridge, Leonard-26	Leonard-10
5/7	HOU	18,055	L	125-104	Simmons-17	Gasol-7
5/9	SA	18,418	W	110-107 (OT)	Leonard-22	Leonard-15
5/11	HOU	18,055	W	114-75	Aldridge-34	Aldridge-12

2017 WESTERN CONFERENCE FINALS VS. GOLDEN STATE – LOST 0-4

DATE	SITE	ATT.		SCORE	TOP SCORER	TOP REBOUNDER
5/14	GS	19,596	L	113-111	Aldridge-28	Aldridge, Leonard-8
5/16	GS	19,596	L	136-100	Simmons-22	Dedmon-9
5/20	SA	18,792	L	120-108	Ginobili-21	Gasol-10
5/22	SA	18,466	L	129-115	Anderson-20	Gasol-9

\$100

THE ABA
YEARS



DALLAS
FORT
WORTH
LUBBOCK



CHAPARRALS

TEXAS

Chaparrals



70 71

PRESS - RADIO - TV GUIDE

A LOOK BACK AT THE ABA YEARS

THE COACHES

1967-69 - CLIFF HAGAN

1969-70 - CLIFF HAGAN & MAX WILLIAMS

1970-71 - MAX WILLIAMS & BILL BLAKELEY

1971-72 - TOM NISSALKE

1972-73 - BABE MCCARTHY & DAVE BROWN

1973-74 - TOM NISSALKE

1974-76 - BOB BASS



THE STARS

CLIFF HAGAN

FIRST PLAYER-COACH

Player-Coach Cliff Hagan was a big reason for the Chaparrals early success ... he was a five-time All-Star with the St. Louis Hawks prior to arriving in Dallas ... his physical style was perfect for the ABA and in his first season of 1967-68, Hagan averaged 18.2 points per game, leading to another All-Star selection. He was relieved of his coaching duties in January 1970, when General Manager Max Williams took over as head coach.

JOHN BEASLEY

1968, 1969 & 1970 ABA ALL-STAR

John Beasley was the biggest surprise for the Dallas Chaparrals in their inaugural season ... in his first year, Beasley averaged 19.7 points per game ... he made the ABA All-Star Team each of his first three seasons and was named the MVP of the 1969 All-Star Game ... he also garnered All-ABA Second Team honors in 1968 and 1969 ... Beasley ranks second in Spurs ABA history in games, points, field goals made and field goals attempted ... for his career with the Chaparrals, Beasley averaged 17.9 points and 11.0 rebounds while shooting .494 from the field and .828 from the free throw line.



RON BOONE

1968-69 ABA ALL-ROOKIE FIRST TEAM

A major bright spot of the Chaparrals' 1968-69 season was rookie phenom Ron Boone ... Boone attracted very little attention during his college career at Idaho State, but that all changed when he got to the pros ... Boone finished second to Warren Armstrong of Oakland for Rookie of the Year accolades ... in his rookie season, Boone averaged 18.9 points, 5.1 rebounds and 3.6 assists while shooting .434 from the field and .812 from the free throw line.

GLEN COMBS

1970 ABA ALL-STAR

Glen Combs shined along with Boone during his rookie season ... in 1968-69, Combs averaged 15.4 points per game while shooting .361 from three-point range ... the following year, Combs averaged a team-high 22.2 points in addition to 3.4 rebounds and 4.1 assists ... he made one All-Star appearance as a Chaparral in 1970.



CINCINNATUS POWELL

1970 ABA ALL-STAR

Cincinnatus 'Cincy' Powell averaged 19.3 points, 9.0 rebounds and 2.1 assists, while shooting .476 from the field during his time in Dallas ... Powell was named to the 1967-68 All-ABA Second Team ... he also earned one trip to the All-Star Game in 1970.

RICH JONES

1973 & 1974 ABA ALL-STAR

For his career with the Chaparrals/Spurs, which spanned six seasons (1969-75), Rich Jones averaged 16.5 points, 8.0 rebounds and 3.1 assists, while shooting .430 from the field and .318 from three-point range ... Jones is the Spurs all-time ABA leader in games, points, field goals made and field goals attempted ... he also ranks second in free throws made and attempted, rebounds and assists ... Jones was a two-time All-Star in 1973 and 1974.

SWEN NATER

1974 ABA ROOKIE OF THE YEAR

The first big move in Spurs history paid dividends from the start ... in November, 1973 the Spurs obtained Swen Nater from the Virginia Squires in exchange for draft picks and cash ... Nater appeared in 62 games with San Antonio after playing in 17 games with the Squires during the 1973-74 season ... for the season he totaled 79 games, averaging 14.1 points and 12.6 rebounds while shooting .552 from the field ... in addition to winning ABA Rookie of the Year honors, Nater was named to the All-ABA Second Team, appeared in the 1974 ABA All-Star Game and led the league in field goal percentage.

GEORGE GERVIN


1974, 1975 & 1976 ABA ALL-STAR

During his ABA years with the Spurs, George Gervin made three consecutive All-Star appearances from 1974-76 ... he also was a two-time All-ABA Second Team member for the 1974-75 and 1975-76 seasons ... Gervin's best ABA season with the Spurs came in 1974-75 when he averaged 23.4 points and 8.3 rebounds ... for his ABA career with the Spurs, which spanned three seasons (1973-76), Gervin averaged 22.2 points, 7.6 rebounds and 2.4 assists, while shooting .484 from the field and .844 from the free throw line.

JAMES SILAS

1976 ALL-ABA FIRST TEAM

James Silas enjoyed the best season of his 10-year career during the 1975-76 season ... he appeared in all 84 games, averaging 23.8 points, 5.4 assists, 4.0 rebounds and 1.85 steals in 37.0 minutes per contest ... Silas was the first Spur to be named to the All-ABA First Team and also earned a spot on the 1976 ABA All-Star Team.



A LOOK BACK AT THE ABA YEARS

THE BIG STORIES

THE BEGINNING

February 2, 1967

On February 2, 1967, a Dallas ABA franchise is awarded for \$30,000 to August Speth, Gary Davidson, John Klug, James Peters ... the team is sold prior to the league's first season to a group including Robert S. Folsom, J. Lindsay Embrey, Richard Bruton, Joseph W. Geary, Graham R. E. Koch and Lawrence S. Pollock ... Folsom was named President ... Max Williams was named General Manager ... the team played in Memorial Auditorium and Moody Coliseum ... Cliff Hagan ended his one-year retirement to become the team's player-coach ... they drafted Pat Riley (who signed with San Diego of the NBA) ... they signed John Beasley, Charlie Beasley, Cincy Powell, Maurice McHartley, and Bob Verga.

"DALLAS" BECOMES "TEXAS"

1970-71 Season

For the 1970-71 season, Chaparrals management tried its greatest experiment – regionalization ... the name of the team was changed to the "Texas" Chaparrals ... while Texas still played most of its games in Dallas, the team also played in Lubbock and Fort Worth ... this experiment fizzled in a dramatic way ... while the crowds in Dallas remained strong, attendance in Fort Worth and Lubbock steadily declined over the season ... the breaking point came on January 5, 1971, when less than 200 fans showed up in Fort Worth to see the Chaps play the Pittsburgh Condors (the crowd was actually announced as 500) ... management promptly canceled the last five games scheduled for Fort Worth and switched them to Dallas.

FIRST NBA-ABA EXHIBITION GAME

September 21, 1971

In the summer of 1971, a merger between the NBA and ABA appeared imminent ... Basketball Weekly reported that "The American basketball public is clamoring for a merger. So are the NBA and ABA owners, the two commissioners and every college coach. The war is over. The Armistice will be signed soon" ... in this short-lived congenial atmosphere, the two leagues agreed to play preseason interleague exhibition games for the first time ... even though the merger talks fell apart before the 1971-72 season, the ABA vs. NBA exhibition games stayed alive ... the Chaparrals hosted the first NBA vs. ABA game on September 21, 1971 ... Kareem Abdul-Jabbar scored 32 points to lead the NBA's Milwaukee Bucks past John Beasley and the ABA Dallas Chaparrals, 106-103 ... 7,800 fans paid the largest gate in Dallas franchise history to see the game.



CHAPARRALS MOVE SOUTH

Summer of 1973

When the Dallas Chaparrals first moved to San Antonio in the summer of 1973, the franchise was actually on a three-year lease ... shortly after the 1972-73 season ended a group of San Antonio businessmen - led by John Schaefer, Red McCombs, Angelo Drossos and Art Burdick negotiated the unique deal ... the first ownership group consisted of 35 stockholders ... the team struggled to gain interest early said treasurer Maury Holden, "I can remember one night, Pat Tallman (the Spurs PA announcer) said it might be easier to introduce the people in the crowd instead of the starting line-ups." ... as the season went on the support grew ... during the season the group of 27 investors arranged to purchase the team from the Dallas group and by the end of the season - after the team had acquired Swen Nater and George Gervin - Spurs fever had arrived in San Antonio.

SPURS FIRST GAME

October 10, 1973

In the first game in San Antonio history, the Silver and Black fell to the San Diego Conquistadors 121-106 in the HemisFair Arena in front of 5,879 fans ... the starting lineup that night was Rich Jones, Goo Kennedy, Bob Netolicky, Joe Hamilton and James Silas ... the Conquistadors were coached by NBA legend Wilt Chamberlain ... Chamberlain was assisted by Stan Albeck, who would go on to coach the Spurs from 1980-83.



THE ICEMAN COMETH

January 30, 1974

It wasn't easy but it was worth it ... the official date is January 30, 1974 ... that's when George Gervin was obtained by San Antonio as Virginia sold his rights to the Spurs ... but after the trade it took a few weeks before "Iceman" was free and clear to become a Spur ... the Squires were in financial trouble and had been unloading players (including Julius Erving and Swen Nater) ... so then the ABA - and eventually Virginia - contested the Gervin deal ... first Gervin had to hide out in a San Antonio hotel room for about a week ... then on February 7 he finally made his Spurs debut (finishing with 12 points in 27 minutes vs. Utah) but only after U.S. District Court Judge Adrian Spears granted the Spurs a 10-day restraining order against the Squires and the ABA clearing Gervin to suit up for the Silver and Black ... finally by the middle of February all the legal issues were dealt with and Gervin was a Spur ... Gervin spent 12 of his 14 professional seasons with the Spurs and on February 5, 1996, was elected to the Basketball Hall of Fame.




THE MERGER

June 17, 1976

Thanks to the leadership of Angelo Drossos the Spurs were one of four ABA teams - along with the Denver Nuggets, the Indiana Pacers and the New York Nets - to jump to the NBA as part of a merger between the two leagues ... it was a long struggle for Drossos and the Spurs ... in January of 1976 he was named to an ABA committee pursuing the merger ... then, when the merger occurred, Drossos was forced to find 30 new investors to cover the \$5 million NBA entry fee.

NEWS AND NOTES



- The Dallas Chaparrals always hovered near the middle of the ABA pack ... around the league, the Chaps were known for the vast wealth of their ownership group ... while the Dallas owners had money, they refused to spend it on their basketball team ... the Chaps rarely, if ever, signed any of their high draft picks ... in fact, the best draft "find" in Dallas franchise history, Ron Boone, was a relatively unknown eighth round pick.
- In the ABA's inaugural season, the Chaps had the fourth best record in the league and finished second in the Western Division ... they crushed the Houston Mavericks in the first round of the playoffs, but then easily succumbed to the New Orleans Buccaneers in the Western Division Finals ... the chief reason for the team's early success was player-coach Cliff Hagan, the former NBA All-Star with the St. Louis Hawks ... Hagan's physical style was perfect for the early ABA, and he averaged 18.2 points per game that first year.
- Things started to change by Dallas' third season though ... the team struggled early on as enforcer Cincy Powell suffered both a broken jaw and a sprained ankle ... Hagan's coaching style also began to grate on his players and team management ... some Dallas players hated playing for Hagan because he was a "screamer" ... Chaps management felt that what the team needed was more encouragement, rather than constant yelling and screaming ... Hagan was fired in January 1970, and General Manager Max Williams took over the team ... the team improved a little after Williams took over (it averaged an impressive 128 points per game), and finished in second place behind Denver ... Glen Combs probably was the team's MVP, averaging 22.2 points per game ... in the playoffs however, Dallas was upset in the first round by the surprising Los Angeles Stars.
- For the 1970-71 season, the team lacked direction and confidence -- team leader John Beasley had been traded ... rookies Rich Jones and Joe Hamilton showed promise, but could not carry the team ... most of the season, Texas engaged in a nip and tuck battle with Denver for the last playoff spot in the Western Division ... General Manager Max Williams watched his team struggle in last place early in the season before he finally decided to fire himself ... he gave up the coaching position to Bill Blakeley, who promptly lost two games in a row for the first time in his 13 year head coaching career ... in the middle of the season, the team made a trade which it would live to regret -- it sent Ron Boone and Glen Combs to Utah for a disgruntled Donnie Freeman and a banged-up Wayne Hightower ... observers first thought that Texas got the better deal--but soon changed their minds as Boone and Combs became important elements of Utah's 1971 championship team ... in fact, after Texas nipped the Denver Rockets in a one-game playoff for the final playoff spot in the Western Division, Boone and Combs led Utah past Texas in four straight games.
- For the next season, the team "returned" to Dallas and played all of its games there ... their new young coach was Tom Nissalke, the former assistant coach of the NBA's Milwaukee Bucks ... Nissalke got the most out of his players (including the talented Rich Jones and Joe Hamilton) and managed to guide the team to a .500 record and third place in the Western Division ... for his efforts, Nissalke won the ABA Coach of the Year award ... however, Dallas was once again swept by Utah in four straight games in the first round of the playoffs.
- Strangely, the team declined to hang on to Nissalke ... Nissalke promptly found a new head coaching job with the Seattle Supersonics of the NBA ... the Chaps' latest coach was Babe "Magnolia Mouth" McCarthy ... unfortunately, the team floundered under McCarthy, and the respected coach was fired ... the Chaps finished with only 28 wins, two games behind the ABA's new expansion team, the San Diego Conquistadors ... for the first time in their existence, the franchise failed to make the playoffs ... it was also the last season for the team in Dallas, as the owners decided to lease the team to Angelo Drossos in San Antonio for the 1973-74 season ... the team became the San Antonio Spurs, and eventually stayed in that city under the ownership of Drossos.

- In an attempt to get the team back to their winning ways, they brought back Head Coach Tom Nissalke for the 1974-75 season ... However, midway through the season, Bob Bass replaced Nissalke when he was named head coach on December 13, 1974 ... Bass was credited with instilling a run-and-gun style to the Spurs attack ... he also moved George Gervin from forward to guard ... Bass would go on to have an illustrious career in San Antonio, serving in a variety of roles: general manager, vice president of basketball operations, assistant to the chairman, head coach and assistant coach during his 20 years with the Spurs ... During his 1,617 games in San Antonio, the Spurs posted a 877-740 record ... Bass was twice named NBA Executive of the Year (in 1990 with the Spurs and in 1997 with the Charlotte Hornets).
- San Antonio hosted the 1975 ABA All-Star Game ... a crowd of 10,449 packed the HemisFair Arena as the East beat the West 151-124 on Jan. 28, 1975 ... the Western squad featured three Spurs – George Gervin, Swen Nater and James Silas ... Willie Nelson sang the National Anthem and Freddie Lewis was the MVP of the game (as MVP he was awarded a horse – Tuff Julie – and a hand-sewn saddle ... but rather than try to ship the horse to his home in Arizona he instead took the auction price of \$1,950).
- Fans in the Alamo City saw one of the more interesting, albeit one of the last games in ABA history on April 7, 1976 ... a leak in the roof at the HemisFair Arena forced the Spurs-Indiana Pacers game to be played under some different rules ... because a portion of the court was coned off in the slippery area it was decided there would be no pressing of the ball handler outside of the 3-point lines and there would be no fast break allowed ... the game was also played with a running clock on dead balls to make up for the nearly 40-minute delay to get the court "game-ready" ... the Spurs ended up winning the game 96-75 ... arena officials weren't out of the woods after the game either ... with the Spurs set to host the New York Nets in the ABA playoffs two days later, contractors were able to patch the leaks in HemisFair's roof, however they could not guarantee the patches in the event of another rain storm ... luckily for everyone involved the weather cooperated and no new "rules" were needed in the playoffs.

SOURCE/PHOTO CREDIT: www.remembertheaba.com



A LOOK BACK AT THE ABA YEARS

*SPURS / CHAPARRALS ABA ALL-TIME REGULAR SEASON LEADERS

GAMES

391 – Rich Jones
334 – John Beasley
328 – James Silas
324 – Coby Dietrick
292 – Joe Hamilton
276 – Charles Beasley
231 – George Karl
228 – Cincinnatus Powell
211 – Goo Kennedy
204 – Ron Boone

FG ATTEMPTED

6,002 – Rich Jones
4,873 – John Beasley
4,216 – James Silas
3,468 – Cincinnatus Powell
3,464 – George Gervin
3,461 – Joe Hamilton
3,155 – Donnie Freeman
3,032 – Glen Combs
2,932 – Ron Boone
2,056 – Charles Beasley

3-PT FG ATTEMPTED

732 – Glen Combs
694 – Joe Hamilton
365 – Rich Jones
135 – Ron Boone
124 – Charles Beasley
116 – George Gervin
81 – Steve Jones
80 – John Beasley
61 – Skeeter Swift
57 – Tom Hagan

FT ATTEMPTED

2,020 – James Silas
1,549 – Rich Jones
1,485 – Cincinnatus Powell
1,385 – John Beasley
1,214 – Glen Combs
1,198 – Donnie Freeman
1,099 – Ron Boone
993 – George Gervin
907 – Joe Hamilton
828 – Charles Beasley

POINTS

6,466 – Rich Jones
5,983 – John Beasley
5,978 – James Silas
4,392 – Cincinnatus Powell
4,219 – George Gervin
3,920 – Donnie Freeman
3,839 – Glen Combs
3,781 – Joe Hamilton
3,495 – Ron Boone
2,622 – Charles Beasley

FG PCT. (500 MADE)

.558 – Goo Kennedy (793-1,422)
.546 – Swen Nater (878-1,609)
.504 – Billy Paultz (566-1,124)
.504 – James Silas (2,123-4,216)
.496 – Cliff Hagan (511-1,031)
.494 – John Beasley (2,407-4,873)
.486 – Bob Netolicky (750-1,542)
.484 – George Gervin (1,675-3,464)
.483 – Manny Leaks (987-2,043)
.481 – Larry Kenon (647-1,344)

3-PT FG PCT. (10 MADE)

.355 – Glen Combs (260-732)
.346 – Steve Jones (28-81)
.333 – Tom Hagan (19-57)
.328 – Skeeter Swift (20-61)
.326 – Ron Boone (44-135)
.318 – Rich Jones (116-365)
.311 – Joe Hamilton (216-694)
.275 – John Beasley (22-80)
.267 – George Gervin (31-116)
.261 – Larry Jones (12-46)

FT PCT. (400 MADE)

.865 – Charles Beasley (716-828)
.859 – Steve Jones (422-491)
.857 – James Silas (1,732-2,020)
.844 – George Gervin (838-993)
.828 – John Beasley (1,147-1,385)
.813 – Donnie Freeman (974-1,198)
.810 – Joe Hamilton (735-907)
.807 – Cliff Hagan (401-497)
.800 – Glen Combs (971-1,214)
.796 – Ron Boone (875-1,099)

FG MADE

2,578 – Rich Jones
2,407 – John Beasley
2,123 – James Silas
1,675 – George Gervin
1,650 – Cincinnatus Powell
1,472 – Donnie Freeman
1,415 – Joe Hamilton
1,304 – Glen Combs
1,288 – Ron Boone
987 – Manny Leaks

3-PT FG MADE

260 – Glen Combs
216 – Joe Hamilton
116 – Rich Jones
44 – Ron Boone
31 – George Gervin
30 – Charles Beasley
28 – Steve Jones
22 – John Beasley
20 – Skeeter Swift
19 – Tom Hagan

FT MADE

1,732 – James Silas
1,194 – Rich Jones
1,147 – John Beasley
1,087 – Cincinnatus Powell
974 – Donnie Freeman
971 – Glen Combs
875 – Ron Boone
838 – George Gervin
735 – Joe Hamilton
716 – Charles Beasley

REBOUNDS

3,673 – John Beasley
3,137 – Rich Jones
2,123 – Swen Nater
2,047 – Cincinnatus Powell
1,782 – Coby Dietrick
1,763 – Manny Leaks
1,449 – George Gervin
1,362 – Goo Kennedy
1,324 – James Silas
1,138 – John Smith

ASSISTS

1,413 – James Silas
1,217 – Rich Jones
1,092 – Joe Hamilton
858 – Charles Beasley
744 – George Karl
716 – Coby Dietrick
695 – Glen Combs
693 – Ron Boone
662 – Donnie Freeman
514 – John Beasley

STEALS*

356 – James Silas
267 – George Gervin
238 – Coby Dietrick
221 – George Karl
158 – Rich Jones
123 – Mike Gale
91 – Larry Kenon
69 – Swen Nater
65 – Donnie Freeman
63 – Bird Averitt

PERSONAL FOULS

1,365 – Rich Jones
1,032 – Coby Dietrick
1,014 – John Beasley
1,013 – James Silas
820 – Joe Hamilton
779 – Cincinnatus Powell
777 – Goo Kennedy
701 – Ron Boone
681 – George Gervin
649 – Charles Beasley

TURNOVERS

912 – Rich Jones
896 – James Silas
791 – Ron Boone
653 – Cincinnatus Powell
584 – Glen Combs
541 – Charles Beasley
539 – John Beasley
530 – George Gervin
473 – Coby Dietrick
473 – Joe Hamilton

BLOCKED SHOTS*

291 – George Gervin
253 – Billy Paultz
236 – Coby Dietrick
135 – Swen Nater
49 – James Silas
45 – Rich Jones
43 – Larry Kenon
40 – Mike Gale
30 – Mark Olberding
20 – George Karl

*Steals and Blocked Shots were not recorded until the 1973-74 season

*SPURS / CHAPARRALS ABA ALL-TIME PLAYOFF LEADERS

GAMES

27 – Rich Jones
25 – John Beasley
23 – Charles Beasley
21 – Cincinnatus Powell
20 – Coby Dietrick
20 – George Gervin
17 – George Karl
16 – Bob Bedell
14 – Donnie Freeman
14 – James Silas

FG ATTEMPTED

414 – George Gervin
366 – Cincinnatus Powell
365 – John Beasley
303 – Rich Jones
262 – Glen Combs
259 – Donnie Freeman
218 – Charles Beasley
202 – James Silas
182 – Ron Boone
169 – Swen Nater

3-PT FG ATTEMPTED

60 – Glen Combs
23 – Joe Hamilton
23 – Rich Jones
18 – Charles Beasley
16 – George Gervin
13 – John Beasley
12 – Ron Boone
12 – Levern Tart
9 – Bob Bedell
6 – Cincinnatus Powell

REBOUNDS

280 – John Beasley
236 – Cincinnatus Powell
200 – George Gervin
181 – Swen Nater
168 – Rich Jones
149 – Manny Leaks
108 – Coby Dietrick
80 – Larry Kenon
78 – Bob Bedell
72 – 2 tied

POINTS

538 – George Gervin
458 – Cincinnatus Powell
446 – John Beasley
302 – Glen Combs
295 – Rich Jones
270 – Donnie Freeman
264 – Charles Beasley
247 – James Silas
207 – Ron Boone
193 – Swen Nater

FG PCT. (50 MADE)

.543 – Coby Dietrick (70-129)
.515 – Swen Nater (87-169)
.490 – John Beasley (179-365)
.490 – George Gervin (203-414)
.466 – Larry Kenon (61-131)
.462 – Ron Boone (84-182)
.460 – James Silas (93-202)
.455 – Manny Leaks (76-167)
.454 – Charles Beasley (99-218)
.451 – Cincinnatus Powell (165-366)

FT MADE

128 – George Gervin
127 – Cincinnatus Powell
85 – John Beasley
65 – Glen Combs
63 – Charles Beasley
61 – James Silas
44 – Rich Jones
40 – Manny Leaks
38 – Donnie Freeman
36 – 2 tied

ASSISTS

92 – James Silas
81 – Ron Boone
80 – Charles Beasley
62 – Rich Jones
56 – Cincinnatus Powell
50 – Mike Gale
48 – Glen Combs
46 – George Gervin
45 – Coby Dietrick
45 – George Karl

FG MADE

203 – George Gervin
179 – John Beasley
165 – Cincinnatus Powell
123 – Rich Jones
116 – Donnie Freeman
111 – Glen Combs
99 – Charles Beasley
93 – James Silas
87 – Swen Nater
84 – Ron Boone

3-PT FG MADE

15 – Glen Combs
6 – Joe Hamilton
5 – Rich Jones
4 – George Gervin
3 – Charles Beasley
3 – John Beasley
3 – Ron Boone
2 – Maurice McHartley
2 – Levern Tart
2 – Henry Ward

FT ATTEMPTED

157 – Cincinnatus Powell
152 – George Gervin
99 – John Beasley
82 – James Silas
79 – Glen Combs
78 – Charles Beasley
65 – Rich Jones
53 – Donnie Freeman
53 – Manny Leaks
48 – Maurice McHartley

STEALS*

24 – Mike Gale
24 – James Silas
16 – George Karl
15 – Coby Dietrick
15 – George Gervin
12 – Rich Jones
5 – Allan Bristow
5 – Larry Kenon
4 – Swen Nater
3 – 2 Tied

BLOCKED SHOTS*

30 – George Gervin
20 – Coby Dietrick
16 – Billy Paultz
11 – Swen Nater
10 – Mike Gale
6 – Rich Jones
4 – Bird Averitt
4 – Larry Kenon
2 – 4 Tied

TURNOVERS


76 – Cincinnatus Powell
48 – Rich Jones
47 – Charles Beasley
47 – George Gervin
43 – John Beasley
42 – Ron Boone
41 – Maurice McHartley
39 – James Silas
38 – Glen Combs
38 – Coby Dietrick

PERSONAL FOULS

102 – Rich Jones
78 – John Beasley
73 – Cincinnatus Powell
72 – George Gervin
71 – Coby Dietrick
66 – Charles Beasley
52 – Ron Boone
51 – Maurice McHartley
45 – Bob Bedell
45 – James Silas

*Steals and Blocked Shots were not recorded until the 1973-74 season

1973-74 RECAP



Swen Nater

RECORD

45-39 (27-15 home: 18-24 road)
Third in Western Division

HONORS

Swen Nater, ABA Rookie of the Year
Swen Nater, All-ABA Second Team
Swen Nater, ABA All-Star
Rich Jones, ABA All-Star
Swen Nater, ABA FG Percentage Leader
Jack Ankerson, ABA Executive of the Year

PLAYOFFS

Lost to Indiana, First Round 4-3

SPURS LEADERS

Scoring: George Gervin 19.4 ppg
Rebounding: Swen Nater 13.6 rpg
Assists: James Silas 3.8 apg


Head Coach: Tom Nissalke
Assistant: Rudy Davalos

1973-74 SEASON NOTES

- The San Antonio Spurs were formed in the summer of 1973 when the Dallas Chaparrals of the ABA were sold to a group of San Antonio investors and moved to the Alamo City.
- Original ownership group was made up of 27 individuals, led by John Schaefer, Red McCombs, Art Burdick and Angelo Drossos.
- The first game in franchise history was a 121-106 loss to the San Diego Conquistadors on 10/10/73 in front of 5,879 fans in the HemisFair Arena ... the Spurs starting five was Rich Jones, Goo Kennedy, Bob Netolicky, Joe Hamilton and James Silas.
- In November the Spurs obtained Swen Nater from the Virginia Squires in exchange for cash and draft picks ... Nater was the Spurs leading rebounder in both 1973-74 and 1974-75.
- On 1/30/74 - in perhaps the biggest move in franchise history - the Spurs purchased George Gervin from

1973-74 SPURS FINAL STATISTICS (45-39)

PLAYER	G	MIN	2-POINT			3-POINT			REBOUNDING									SCORING	
			FGM-FGA	PCT.		FGM-FGAPCT.	FTM-FTAPCT.		OFF	DEF	TOT	AVG.	AST	TO	PF	BLK	STL	PTS	AVG.
Gervin	25	783	185-389	.476		0-6	.000	116-136	.853	62	144	206	8.2	45	64	98	34	26	486 19.4
Silas	84	3096	486-1016	.478		0-1	.000	349-420	.831	83	260	343	4.1	319	220	256	8	90	1321 15.7
Jones	78	2843	497-1129	.440		13-46	.283	186-241	.772	170	411	581	7.5	268	145	273	13	70	1219 15.6
Nater	62	2001	383-694	.552		0-1	.000	134-181	.740	248	596	844	13.6	112	153	177	48	26	900 14.5
Hamilton	43	1415	209-498	.420		19-86	.221	92-110	.836	27	89	116	2.7	162	82	92	1	51	567 13.2
Netolicky	19	488	100-195	.513		0-0	.000	29-46	.630	43	58	101	5.3	44	34	21	11	7	229 12.1
Averitt	74	1639	334-862	.387		9-50	.180	156-224	.696	44	77	121	1.6	132	137	166	6	63	851 11.5
Karl	74	1339	228-480	.475		8-22	.364	94-113	.832	41	85	126	1.7	160	92	161	10	65	574 7.8
Dietrick	84	2142	251-566	.443		0-3	.000	81-114	.711	200	332	532	6.3	253	151	285	50	89	583 6.9
Chambers	38	579	94-206	.456		0-0	.000	36-48	.750	37	66	103	2.7	42	28	74	3	11	224 5.9
Kennedy	76	1440	194-352	.551		0-0	.000	60-87	.690	121	266	387	5.1	83	79	240	15	59	448 5.9
Brown	2	26	5-6	.833		0-0	.000	0-0	.000	3	3	6	3.0	1	2	4	0	0	10 5.0
Terry	61	1093	131-292	.449		1-2	.500	36-41	.878	67	99	166	2.7	72	33	139	5	18	301 4.9
Hill	60	837	112-233	.481		0-11	.000	45-62	.726	59	113	172	2.9	62	63	145	16	13	269 4.5
Warren	36	486	61-133	.459		0-1	.000	32-35	.914	26	35	61	1.7	38	30	40	5	9	154 4.3
Swift	16	153	22-55	.400		1-12	.083	16-20	.800	5	11	16	1.0	15	13	26	0	3	63 3.9
SPURS 84			3292-7106.463			51-241	.212	1462-1878.778		1236	2645	3881	46.2	1808	1326	2197	225	600	8199 97.6
OPPONENTS 84			3042-6592.461			107-372	.288	1721-2268.759		1054	2557	3611	43.0	1764	1383	1970	409	601	8126 96.7



George Gervin

RECORD

51-33 (32-10 home: 19-23 road)
Second in Western Division

HONORS

George Gervin, All-ABA Second Team
Swen Nater, All-ABA Second Team
James Silas, All-ABA Second Team
George Gervin, ABA All-Star
Swen Nater, ABA All-Star
James Silas, ABA All-Star
Swen Nater, ABA Rebounding Title

PLAYOFFS

Lost to Indiana, First Round, 4-2

SPURS LEADERS

Scoring: George Gervin 23.4 ppg
Rebounding: Swen Nater 16.4 rpg
Assists: James Silas 4.9 apg

Head Coach: Tom Nissalke/Bob Bass
Assistant: Rudy Davalos


1974-75 SEASON NOTES

- The City of San Antonio hosted the 1975 ABA All-Star Game ... a crowd of 10,449 was on hand in the HemisFair Arena as the East beat the West 151-124 on 1/28/75 ... the Western squad featured three Spurs – George Gervin, Swen Nater and James Silas.
- During the off-season Angelo Drossos was named Executive Vice President and Chief Operating Officer and John Begzos was named the Spurs General Manager.
- On 12/13/74 the Spurs hired Bob Bass as their head coach, replacing Tom Nissalke.
- George Gervin established himself as a true star ... during the regular season he was seventh in the ABA in scoring, averaging 23.4 ppg, and was also among league leaders in rebounds and blocks ... Gervin was named to the All-ABA Second Team and appeared in his second ABA All-Star Game ... but Gervin's big breakthrough came in the postseason when Bob Bass moved Iceman from small forward to two-guard ... Gervin averaged 34.0 ppg in the series vs. Indiana and the rest, as they say, is history.
- On 2/5/75 George Gervin scored 51 points as the Spurs beat Memphis 143-119 ... Gervin's 51 points that night is the Spurs franchise record for the most points scored in an ABA game.

1974-75 SPURS FINAL STATISTICS (51-33)

PLAYER	G	MIN	2-POINT			3-POINT			REBOUNDING				AST					PTS	AVG.
			FGM-FGA	PCT.	FGM-FGA	PCT.	FTM-FTA	PCT.	OFF	DEF	TOT	AVG.	AST	TO	PF	BLK	STL		
Gervin	84	3113	767-1600	.479	17-55	.309	380-458	.830	247	450	697	8.3	207	249	295	138	131	1965	23.4
Jones	83	3097	636-1430	.445	13-50	.260	287-374	.767	247	398	645	7.8	270	210	297	32	88	1598	19.3
Silas	82	3105	578-1134	.510	0-2	.000	430-486	.885	73	237	310	3.8	398	230	232	17	111	1586	19.3
Freeman	77	2381	453-1007	.450	0-5	.000	289-352	.821	107	77	184	2.4	202	131	169	15	65	1195	15.5
Nater	78	2713	495-913	.542	0-1	.000	185-246	.752	369	910	1279	16.4	97	185	240	87	43	1175	15.1
Karl	82	1629	257-511	.503	4-23	.174	137-177	.774	47	108	155	1.9	334	158	207	7	96	663	8.1
Dietrick	82	1724	220-440	.500	2-4	.500	76-99	.768	191	333	524	6.4	168	117	266	55	82	522	6.4
Warren	71	992	125-258	.484	2-7	.286	77-91	.846	42	70	112	1.6	91	68	109	9	35	333	4.7
Terry	79	1186	145-305	.475	3-8	.375	39-53	.736	77	140	217	2.8	69	37	146	3	37	338	4.3
Franklin	24	179	32-84	.381	0-1	.000	15-23	.652	39	43	82	3.4	10	18	37	2	3	79	3.3
Love	12	64	13-30	.433	0-0	.000	3-4	.750	6	18	24	2.0	9	6	16	4	0	29	2.4
Temple	24	102	17-40	.425	0-1	.000	8-10	.800	14	17	31	1.3	15	12	29	4	4	42	1.8
SPURS	84		3738-7752	.482	41-157	.261	1926-2373	.812	1459	2801	4260	50.7	1870	1421	2043	373	695	9525	113.4
OPPONENTS	84		3619-7513	.482	112-396	.283	1599-2129	.751	1316	2570	3886	46.3	2082	1392	2157	447	698	9173	109.2

1975-76 RECAP



James Silas

RECORD

50-34 (30-12 home: 20-22 road)
Third in ABA

HONORS

James Silas, All-ABA First Team
George Gervin, All-ABA Second Team
George Gervin, ABA All-Star
Larry Kenon, ABA All-Star
Billy Paultz, ABA All-Star
James Silas, ABA All-Star

PLAYOFFS

Lost to New York, First Round, 4-3

SPURS LEADERS

Scoring: James Silas 23.8 ppg
Rebounding: Larry Kenon 11.0 rpg
Assists: James Silas 5.4 apg

Head Coach: Bob Bass
Assistant: Rudy Davalos

1975-76 SEASON NOTES

- The Spurs made a pair of big moves prior to the start of the season ... on 6/3/75 the Spurs sent Swen Nater to the New York Nets for Larry Kenon ... in a related move on the same day the Spurs obtained Mike Gale from the Nets for cash ... then on 9/8/75 the Spurs sent Chuck Terry, Rich Jones, Bobby Warren and Kim Hughes to the Nets in exchange for Billy Paultz ... the moves paid off as both Kenon and Paultz were ABA All-Stars during the 1975-76 campaign.
- James Silas – the Spurs leading scorer and playmaker during the season – broke his right ankle in the first game of their playoff series with the Nets ... the injury put a damper on a great season for Silas ... he was the first Spur ever named to the All-ABA First Team ... he finished the season ranked sixth in the ABA in scoring, fourth in FG percentage, fourth in FT percentage, fifth in assists and ninth in steals.
- The Spurs ranked second in the ABA in attendance, averaging 8,003 fans per game ... the highlight was a then-record crowd of 11,717 who watched a 112-109 loss to the Nets on 11/15/75.
- As a team the Spurs shot an incredible .815 (1,905-2,337) from the free throw line during the 1975-76 season ... five Spurs shot .800 or better from the line ... James Silas led the way with a .872 mark, George Gervin shot .862, Allan Bristow had a .848 mark, Coby Dietrick was .829 and Mike Gale shot an even .800.

1975-76 SPURS FINAL STATISTICS (50-34)


			2-POINT		3-POINT			REBOUNDING									SCORING		
PLAYER	G	MIN	FGM-FGA	PCT.	FGM-FGAPCT.	FTM-FTAPCT.	OFF	DEF	TOT	AVG.	AST	TO	PF	BLK	STL	PTS	AVG.		
Silas	84	3112	718-1381	.520	0-2	.000	564-647	.872	111	224	335	4.0	452	254	264	155	24	2000	23.8
Gervin	81	2748	692-1357	.510	14-39	.359	342-397	.862	179	367	546	6.7	201	217	283	110	119	1768	21.8
Kenon	81	2920	646-1343	.481	0-1	.000	221-283	.781	287	602	889	11.0	151	243	173	89	43	1513	18.7
Paultz	83	2958	566-1122	.505	0-1	.000	238-322	.739	210	652	862	10.4	340	231	231	61	253	1370	16.5
Olberding	70	1601	233-462	.504	0-0	.000	161-204	.789	149	276	425	6.1	124	114	197	40	30	627	9.0
Bristow	47	882	125-270	.463	0-1	.000	78-92	.848	68	106	174	3.7	120	63	81	24	2	328	7.0
Gale	78	1776	227-495	.459	3-17	.177	64-80	.800	48	159	207	2.7	246	143	145	124	40	527	6.8
Dietrick	81	1467	199-396	.503	1-7	.143	68-82	.829	109	240	349	4.3	160	112	257	67	43	469	5.8
Karl	75	1200	150-326	.460	0-9	.000	81-106	.764	13	53	66	0.9	250	108	149	60	3	381	5.1
Ward	61	688	148-310	.477	6-23	.261	16-27	.593	45	95	140	2.3	35	45	99	16	10	330	5.4
Owens	39	538	90-182	.495	0-0	.000	46-60	.767	54	101	155	4.0	41	29	97	3	13	226	5.8
Others	42	349	67-173	.387	2-13	.154	26-37	.703	32	44	76	1.8	29	17	58	9	3	166	4.0
SPURS	84		3861-7817	.494	26-113	.230	1905-2337	.815	1305	2919	4224	50.3	2149	1576	2034	758	583	9705	115.5
OPPONENTS	84		3638-7701	.472	122-420	.291	1720-2254	.763	1313	2525	3838	45.7	2029	1475	2120	827	457	9362	111.5



YEAR-BY-YEAR
RECAPS



1976-77 RECAP



Larry Kenon

RECORD

44-38 (31-10 home: 13-28 road)
Third in Central Division

HONORS

George Gervin, All-NBA Second Team
George Gervin, NBA All-Star

PLAYOFFS

Lost to Boston, First Round, 2-0

SPURS LEADERS

Scoring: George Gervin 23.1 ppg
Rebounding: Larry Kenon 11.3 rpg
Assists: Mike Gale 5.8 apg

Head Coach: Doug Moe

Assistant: Bob Bass

1976-77 SEASON NOTES

- On June 17, 1976, the Spurs were officially accepted into the NBA along with three other ABA franchises – Denver, Indiana and the New York Nets.
- New Head Coach Doug Moe, and the rest of the Spurs, were forced to start their first NBA season without James Silas, who injured his knee in the preseason ... Silas returned later in the season but appeared in just 22 games due to the injury.
- The Spurs played their first NBA game on 10/22 in Philadelphia ... a crowd of 17,196 Sixers fans were on hand to witness the Spurs claim a 121-118 win ... Billy Paultz led the Spurs with 27 points ... also making his NBA debut that evening was Dr. J.
- The Spurs finished as the top-scoring team in the NBA, averaging 115.0 points per game ... George Gervin and Larry Kenon led the Spurs high-speed attack ... Gervin finished ninth in the NBA in scoring, averaging 23.1 ppg, and fourth in FG percentage, with a .544 mark, while Kenon was 12th in scoring, with 21.9 ppg, and 10th in rebounding, grabbing 11.3 rebounds per contest.

1976-77 SPURS FINAL STATISTICS (44-38)

PLAYER	G	MIN	FGM-FGA	PCT.	FTM-FTA	PCT.	REBOUNDING				AST	PF-DQ	STL	BLK	SCORING	
							OFF	DEF	TOT	AVG.					PTS	AVG.
Gervin	82	2705	726-1335	.544	443-532	.833	134	320	454	5.5	238	286-12	105	104	1895	23.1
Kenon	78	2936	706-1435	.492	293-356	.823	282	597	879	11.3	229	190-0	167	60	1705	21.9
Paultz	82	2694	521-1102	.473	238-320	.744	192	495	687	8.4	223	262-5	55	173	1280	15.6
Bristow	82	2017	365-747	.489	206-258	.798	119	229	348	4.2	240	195-1	89	2	936	11.4
Olberding	82	1949	301-598	.503	251-316	.794	162	287	449	5.5	119	277-6	59	29	853	10.4
Gale	82	2598	353-754	.468	137-167	.820	54	219	273	3.3	473	224-3	191	50	843	10.3
Silas	22	356	61-142	.430	87-107	.813	7	25	32	1.5	50	36-0	13	3	209	9.5
Calvin	35	606	93-237	.392	123-146	.842	11	20	31	0.9	104	58-0	23	1	309	8.8
Dietrick	82	1772	285-620	.460	119-166	.717	111	261	372	4.5	148	267-8	88	57	689	8.4
Dampier	80	1634	233-507	.460	64-86	.744	22	54	76	1.0	234	93-0	49	15	530	6.6
Nelson	4	57	7-14	.500	4-7	.571	2	5	7	1.8	3	9-0	2	0	18	4.5
Ward	27	171	34-90	.378	15-17	.882	10	23	33	1.2	6	30-0	6	5	83	3.1
Karl	29	251	25-73	.342	29-42	.690	4	13	17	0.6	46	36-0	10	0	79	2.7
D'Antoni	2	9	1-3	.333	1-2	.500	0	2	2	1.0	2	3-0	0	0	3	1.5
SPURS	82		3711-7657	.485	2010-2522	.797	1110	2550	3660	44.6	2115	1966-35	857	499	9432	115.0
OPPONENTS	82		3955-8075	.490	1512-2059	.734	1329	2687	4016	49.0	2159	2189-40	811	420	9382	114.4

44-38 (THIRD IN CENTRAL DIVISION)

DATE	OPPONENT	W-L	SCORE	REC.	ATT.	HI-SCORER	HI-REBOUNDER
OCTOBER RECORD: 2-4 (HOME: 1-1, ROAD: 1-3)							
10-22	@ Philadelphia	W	121-118	1-0	17,196	27-Paultz	9-Kenon
10-23	@ NY Knicks	L	98-117	1-1	13,512	20-Gervin	9-Paultz
10-26	@ Atlanta	L	114-122	1-2	4,575	23-Paultz	11-Paultz
10-27	PHOENIX	W	115-106	2-2	8,919	41-Kenon	12-Kenon
10-29	@ Kansas City	L	102-130	2-3	8,832	18-Gervin	12-Kenon
10-30	BOSTON	L	117-126	2-4	12,594	37-Gervin	11-Paultz
NOVEMBER RECORD: 9-5 (HOME: 8-0, ROAD: 1-5)							
11-3	@ Indiana	L	97-113	2-5	7,332	19-Gervin	11-Paultz
11-5	@ New Orleans	L	119-127	2-6	10,182	22-Paultz/Kenon	10-Kenon
11-6	INDIANA	W	113-94	3-6	6,532	27-Gervin	14-Paultz
11-9	SEATTLE	W	138-114	4-6	6,391	24-Kenon	8-Gervin
11-11	NY NETS	W	108-104	5-6	6,043	30-Gervin	10-Kenon
11-13	PORTLAND	W	113-101	6-6	9,113	32-Gervin	10-Bristow
11-16	BUFFALO	W	114-112	7-6	6,945	25-Kenon	14-Kenon
11-18	KANSAS CITY	W	129-104	8-6	7,776	25-Paultz	14-Kenon
11-20	@ Washington	L	103-109	8-7	12,640	33-Gervin	14-Kenon
11-23	@ Buffalo	W	122-115	9-7	8,178	34-Gervin	10-Paultz/Gervin
11-24	@ NY Nets	L	91-99	9-8	6,583	16-Kenon	12-Kenon
11-26	GOLDEN ST.	W	123-121	10-8	12,306	29-Kenon	15-Kenon/Paultz
11-27	@ Houston	L	116-125	10-9	8,126	30-Gervin	11-Dietrick
11-30	DETROIT	W	130-129	11-9	8,159	28-Kenon/Gervin	19-Kenon
DECEMBER RECORD: 7-7 (HOME: 6-2, ROAD: 1-5)							
12-2	@ Golden St.	L	116-124	11-10	10,649	26-Kenon	13-Paultz
12-3	@ Los Angeles	L	105-114	11-11	10,297	22-Kenon	18-Kenon
12-5	@ Phoenix	L	98-103 (OT)	11-12	8,235	20-Gervin	19-Kenon
12-8	ATLANTA	L	106-117	11-13	8,593	25-Bristow	6-Olberding/Gervin
12-10	@ Milwaukee	W	136-120	12-13	10,526	23-Kenon	12-Kenon
12-11	NEW ORLEANS	W	121-106	13-13	8,857	30-Gervin	10-Olberding
12-14	NY KNICKS	W	111-98	14-13	8,687	28-Kenon/Paultz	10-Bristow/Dietrick
12-15	@ Indiana	L	102-116	14-14	6,404	22-Bristow/Paultz	12-Olberding
12-17	@ Chicago	L	101-103	14-15	7,148	22-Kenon	12-Kenon
12-18	@ Cleveland	L	105-106	14-16	10,056	24-Gervin	15-Kenon
12-21	GOLDEN ST.	W	123-120	15-16	9,264	27-Gervin	11-Paultz
12-23	WASHINGTON	W	118-116	16-16	8,491	26-Kenon	10-Kenon/Paultz
12-26	KANSAS CITY	W	110-105	17-16	5,342	29-Kenon	15-Kenon
12-29	PHILADELPHIA	W	127-116	18-16	12,367	29-Gervin	15-Kenon
JANUARY RECORD: 7-7 (HOME: 6-2, ROAD: 1-5)							
1-2	@ Denver	L	120-145	18-17	16,924	31-Gervin	15-Kenon
1-3	BUFFALO	W	142-109	19-17	6,527	24-Gervin	11-Kenon
1-5	DENVER	W	137-133	20-17	11,237	30-Gervin	10-Paultz/Gervin
1-7	@ Seattle	L	124-131	20-18	12,176	27-Gervin	15-Kenon
1-9	@ Portland	L	113-150	20-19	11,751	22-Gervin	10-Kenon
1-12	MILWAUKEE	L	121-127	20-20	10,096	26-Gervin	19-Paultz
1-14	LOS ANGELES	L	106-109	20-21	11,246	27-Gervin	15-Kenon
1-16	INDIANA	W	122-115	21-21	8,435	32-Kenon	13-Olberding
1-19	CHICAGO	W	115-107	22-21	7,568	36-Kenon	12-Kenon
1-21	@ Boston	L	90-103	22-22	13,065	22-Olberding	10-Kenon
1-23	PORTLAND	W	123-118	23-22	10,941	41-Gervin	7-Kenon
1-25	@ Phoenix	W	116-108	24-22	10,814	38-Kenon	21-Kenon
1-27	@ Portland	L	104-112	24-23	12,524	20-Kenon	12-Kenon
1-30	SEATTLE	W	126-118 (OT)	25-23	14,098	42-Gervin	9-Bristow/Kenon
FEBRUARY RECORD: 8-5 (HOME: 5-3, ROAD: 3-2)							
2-1	CLEVELAND	W	92-87	26-23	9,179	32-Gervin	14-Kenon
2-3	CHICAGO	L	98-107	26-24	7,839	33-Kenon	17-Kenon
2-6	NY KNICKS	W	119-96	27-24	10,411	24-Kenon	13-Paultz
2-8	@ Chicago	L	89-111	27-25	5,193	22-Paultz	9-Paultz/Gervin
2-9	@ Detroit	W	135-129	28-25	9,142	29-Kenon	12-Paultz
2-11	@ Houston	W	117-104	29-25	8,411	29-Gervin	8-Kenon/Paultz
2-15	SEATTLE	W	109-106 (OT)	30-25	7,781	33-Gervin	18-Kenon
2-17	HOUSTON	L	99-113	30-26	9,478	20-Gervin	7-Gervin
2-20	NEW ORLEANS	W	129-109	31-26	8,469	24-Dietrick	12-Dietrick
2-22	LOS ANGELES	W	135-103	32-26	10,966	25-Gervin	9-Olberding/Dietrick
2-24	MILWAUKEE	L	121-131	32-27	9,116	31-Gervin	11-Dietrick
2-26	@ Atlanta	L	111-119	32-28	5,210	26-Gervin	11-Olberding/Dietrick
2-27	@ New Orleans	W	135-118	33-28	8,320	31-Paultz	14-Paultz
MARCH RECORD: 10-6 (HOME: 6-2, ROAD: 4-4)							
3-1	@ NY Knicks	W	132-127	34-28	13,050	30-Kenon	10-Paultz
3-4	@ NY Nets	W	135-121	35-28	5,776	39-Kenon	10-Kenon
3-5	@ Buffalo	W	120-109	36-28	6,950	24-Paultz	12-Kenon
3-8	PHOENIX	W	122-115	37-28	10,011	29-Kenon/Gervin	11-Paultz
3-10	CLEVELAND	W	106-100	38-28	9,088	26-Paultz	14-Paultz
3-13	DETROIT	L	97-102	38-29	9,793	27-Gervin	14-Paultz
3-16	NY NETS	W	118-108	39-29	7,391	22-Olberding	13-Olberding
3-19	@ Cleveland	L	89-94	39-30	16,257	28-Kenon	13-Paultz
3-20	@ Washington	L	116-135	39-31	12,916	26-Gervin	10-Paultz
3-22	BOSTON	L	104-108	39-32	11,246	24-Kenon	18-Kenon
3-23	@ Denver	W	122-120	40-32	18,044	38-Gervin	17-Kenon
3-24	HOUSTON	W	118-112	41-32	10,434	28-Paultz	17-Kenon
3-25	@ Philadelphia	L	110-113	41-33	14,753	26-Kenon	14-Kenon
3-27	KANSAS CITY	W	139-129	42-33	8,549	43-Kenon	20-Kenon
3-29	WASHINGTON	W	122-116	43-33	10,391	31-Gervin	10-Kenon/Olberding
3-31	@ Golden St.	L	116-125	43-34	12,293	28-Gervin	12-Dietrick
APRIL RECORD: 1-4 (HOME: 1-1, ROAD: 0-3)							
4-1	@ Los Angeles	L	102-107	43-35	12,064	26-Kenon	13-Kenon
4-3	ATLANTA	L	103-111	43-36	8,561	28-Kenon	9-Kenon
4-6	PHILADELPHIA	W	131-109	44-36	11,246	31-Kenon	14-Kenon
4-9	@ Boston (in Hart)	L	105-120	44-37	10,859	20-Kenon	12-Kenon/Paultz
4-10	@ Milwaukee	L	125-133	44-38	7,689	31-Gervin	8-Kenon

1977-78 RECAP



Allan Bristow

RECORD

52-30 (32-9 home: 20-21 road)
First in Central Division

HONORS

George Gervin, NBA Scoring Title
George Gervin, All-NBA First Team
George Gervin, NBA All-Star
Larry Kenon, NBA All-Star
Angelo Drossos, NBA Executive of the Year

PLAYOFFS

Lost to Washington,
Eastern Conference Finals, 4-2

SPURS LEADERS

Scoring: George Gervin 27.2 ppg
Rebounding: Larry Kenon 9.5 rpg
Assists: Mike Gale 5.4 apg

Head Coach: Doug Moe
Assistant: Bob Bass

1977-78 SEASON NOTES

- During the summer of 1977, the roof at the HemisFair Arena was raised to accommodate 6,000 new seats.
- The Spurs got off to a slow start as injuries sidelined James Silas (knee), George Karl (knee) and Mike Gale (ankle) ... after starting 16-14 the Spurs got hot at midseason to claim their first NBA Division Title ... at one point, the Spurs posted 18 wins in a 22-game period.
- Both George Gervin and Larry Kenon were named starters in the 1978 NBA All-Star Game which was played in Atlanta on 2/5.
- George Gervin turned in one of the greatest single game performances in franchise history on 4/9 in New Orleans ... going into the final day of the season Gervin and David Thompson were battling for the NBA Scoring Title ... Thompson had played earlier in the day and appeared to claim the title as he poured in 73 points ... but Gervin wasn't ready to concede the title ... by halftime of the Spurs-Jazz game, Ice had 53 points - thanks to 33 points in the second quarter, which still stands as the most points ever scored in a single quarter ... the Spurs lost the game 153-132 but Gervin finished with 63 points and claimed his first of four NBA Scoring Titles.

1977-78 SPURS FINAL STATISTICS (52-30)

PLAYER	G	MIN	FGM-FGA PCT.			FTM-FTA PCT.			REBOUNDING				AST PF-DQ STL TO BLK					SCORING	
									OFF	DEF	TOT	AVG.						PTS	AVG.
Gervin	82	2857	864-1611	.536	504-607	.830	118	302	420	5.1	302	255-3	136	306	110	2232	27.2		
Kenon	81	2869	698-1426	.489	276-323	.854	245	528	773	9.5	268	209-2	115	279	24	1672	20.6		
Paultz	80	2479	518-979	.529	230-306	.752	172	503	675	8.4	213	222-3	42	167	194	1266	15.8		
Gale	70	2091	275-581	.473	87-100	.870	57	166	223	3.2	376	170-2	159	176	25	637	9.1		
Dampier	82	2037	336-660	.509	76-101	.752	24	98	122	1.5	285	84-0	87	95	13	748	9.1		
Olberding	79	1773	231-480	.481	184-227	.811	104	269	373	4.7	131	235-1	45	118	26	646	8.2		
Bristow	82	1481	257-538	.478	152-208	.731	99	158	257	3.1	194	150-0	69	146	4	666	8.1		
Green	63	1132	195-427	.457	86-111	.775	108	196	304	4.8	66	167-1	24	83	87	476	7.6		
Dietrick	79	1876	250-543	.460	89-114	.781	73	285	358	4.5	217	231-4	81	144	55	589	7.5		
Eakins	16	251	30-52	.577	29-34	.853	17	29	46	2.9	17	46-0	3	24	10	89	5.6		
Layton	41	498	85-168	.506	12-13	.923	4	28	32	0.8	108	51-0	21	59	4	182	4.4		
Silas	37	311	43-97	.443	60-73	.822	4	19	23	0.6	38	29-0	11	30	1	146	3.9		
Sims	12	95	10-26	.385	10-15	.667	5	8	13	1.1	20	16-0	3	19	0	30	2.5		
Karl	4	30	2-6	.333	2-2	1.000	0	5	5	1.2	5	6-0	1	4	0	6	1.5		
SPURS	82		3794-7594	.500	1797-2234	.804	1030	2594	3624	44.2	2240	1871-16	797	1650	553	9385	114.5		
OPPONENTS	82		3808-8063	.472	1494-1996	.748	1345	2576	3921	47.8	2145	2059-25	837	1662	379	9110	111.1		

52-30 (FIRST IN CENTRAL DIVISION)

DATE	OPPONENT	W-L	SCORE	REC.	ATT.	HI-SCORER	HI-REBOUNDER
OCTOBER RECORD: 4-3 (HOME: 2-0, ROAD: 2-3)							
10-19	BOSTON	W	114-109	1-0	10,466	39-Gervin	9-Kenon/Paultz
10-21	@ Golden St.	L	117-122	1-1	9,164	27-Paultz	11-Kenon/Olberding
10-22	@ Portland	L	115-130	1-2	12,666	26-Gervin	13-Kenon
10-23	@ Seattle	W	112-94	2-2	10,422	28-Kenon	18-Kenon
10-25	@ Los Angeles	L	107-109	2-3	9,756	28-Gervin	9-Kenon/Dietrich
10-29	LOS ANGELES	W	129-118	3-3	9,643	36-Kenon	14-Kenon
10-31	@ Phoenix	W	145-143	4-3	10,030	36-Gervin	15-Kenon
NOVEMBER RECORD: 8-7 (HOME: 5-3, ROAD: 3-4)							
11-1	GOLDEN ST.	L	97-108	4-4	8,761	22-Gervin	12-Kenon
11-3	PHOENIX	L	89-110	4-5	8,294	17-Gervin	14-Paultz
11-5	@ Buffalo	W	111-101	5-5	7,009	29-Gervin	12-Paultz
11-9	@ New York	L	117-123	5-6	13,474	35-Gervin	14-Kenon
11-9	@ Boston	W	129-114	6-6	11,268	27-Kenon	8-Kenon
11-11	@ Detroit	W	107-104	7-6	8,560	33-Gervin	6-Olberding/Bristow
11-12	ATLANTA	W	116-99	8-6	8,790	25-Kenon	8-Paultz
11-15	KANSAS CITY	W	113-107	9-6	8,251	23-Kenon	9-Kenon
11-17	BUFFALO	W	111-108	10-6	8,633	30-Kenon	13-Kenon
11-18	@ Denver	L	94-105	10-7	15,847	22-Gervin	12-Olberding
11-20	@ Phoenix	L	112-134	10-8	9,677	23-Gervin	11-Gervin
11-23	NEW JERSEY	W	132-119	11-8	8,690	35-Gervin	12-Kenon
11-26	MILWAUKEE	W	129-107	12-8	9,078	26-Gervin	12-Kenon/Paultz
11-29	PHILADELPHIA	L	117-129	12-9	10,001	25-Gervin	11-Kenon/Paultz
11-30	@ Washington	L	105-116	12-10	7,092	20-Gervin	13-Kenon
DECEMBER RECORD: 7-6 (HOME: 5-2, ROAD: 2-4)							
12-1	NEW YORK	W	120-116	13-10	8,112	29-Gervin	13-Kenon
12-3	NEW ORLEANS	W	133-118	14-10	9,411	25-Gervin	12-Kenon
12-7	@ New Jersey	W	125-122	15-10	2,637	38-Gervin	13-Kenon
12-9	@ Philadelphia	L	116-120	15-11	17,126	25-Kenon	11-Kenon
12-10	@ Chicago	L	119-121	15-12	15,483	30-Kenon	9-Kenon
12-14	CHICAGO	W	116-108	16-12	8,447	24-Gervin	9-Olberding
12-16	@ Atlanta	L	99-115	16-13	4,097	24-Paultz	9-Paultz
12-20	DETROIT	L	117-118	16-14	8,107	32-Gervin	7-Paultz
12-21	@ Milwaukee	L	92-116	16-15	9,569	16-Gervin/Kenon	12-Kenon
12-23	HOUSTON	W	107-101	17-15	9,155	25-Gervin	9-Kenon
12-25	@ New Orleans	W	115-105	18-15	10,367	31-Gervin	10-Paultz
12-27	INDIANA	L	89-96	18-16	9,331	25-Gervin	10-Paultz/Gervin
12-30	CLEVELAND	W	122-101	19-16	9,189	29-Gervin	12-Paultz
JANUARY RECORD: 11-2 (HOME: 6-1, ROAD: 5-1)							
1-4	DENVER	L	114-119	19-17	9,606	36-Gervin	7-Kenon
1-6	@ New Jersey	W	110-105	20-17	4,126	25-Gervin	10-Paultz
1-7	@ Cleveland	W	109-107 (OT)	21-17	13,720	30-Kenon	13-Kenon
1-11	MILWAUKEE	W	130-106	22-17	8,967	24-Kenon	13-Kenon/Green
1-13	@ Atlanta	W	98-92	23-17	6,360	37-Gervin	21-Kenon
1-14	@ Houston	L	93-104	23-18	11,163	25-Gervin	12-Kenon
1-17	SEATTLE	W	119-113	24-18	8,677	36-Gervin	14-Paultz
1-18	@ Indiana	W	109-96	25-18	9,873	23-Gervin	13-Paultz
1-20	INDIANA	W	112-82	26-18	9,803	19-Bristow	7-Olberding/Green
1-22	PORTLAND	W	116-125	27-18	11,489	34-Gervin	11-Paultz
1-25	BOSTON	W	113-103	28-18	10,381	37-Gervin	17-Kenon
1-29	@ Kansas City	W	127-113	29-18	8,227	42-Gervin	9-Kenon/Paultz
1-31	WASHINGTON	W	129-109	30-18	9,000	33-Gervin	12-Kenon
FEBRUARY RECORD: 7-5 (HOME: 5-1, ROAD: 2-4)							
2-2	NEW YORK	W	123-113	31-18	7,999	42-Gervin	8-Paultz
2-3	@ Chicago	L	107-110	31-19	14,119	37-Gervin	9-Paultz
2-9	HOUSTON	W	104-94	32-19	7,999	29-Paultz	12-Kenon
2-10	@ Houston	W	125-114	33-19	11,119	35-Gervin	7-Paultz/Gervin
2-11	@ Golden State	W	131-122 (OT)	34-19	13,237	37-Gervin	14-Paultz
2-14	@ Los Angeles	L	114-128	34-20	13,254	29-Gervin	11-Kenon
2-17	@ Philadelphia	L	116-125	34-21	18,276	20-Gervin	12-Paultz
2-18	CHICAGO	W	124-103	35-21	9,000	37-Gervin	12-Paultz/Kenon
2-21	PORTLAND	L	114-118 (OT)	35-22	9,100	22-Paultz	10-Paultz
2-23	ATLANTA	W	118-105	36-22	9,000	23-Gervin	8-Paultz/Gervin/Green
2-25	CLEVELAND	W	112-108	37-22	9,100	36-Gervin	12-Kenon
2-28	@ New York	L	123-138	37-23	12,938	27-Paultz	13-Green
MARCH RECORD: 12-5 (HOME: 6-2, ROAD: 6-3)							
3-1	@ Washington	L	110-125	37-24	8,425	34-Gervin	11-Paultz
3-2	BUFFALO	W	128-107	38-24	8,297	27-Gervin	8-Kenon/Green
3-5	NEW ORLEANS	W	98-97	39-24	9,081	28-Kenon	11-Paultz
3-7	NEW JERSEY	W	129-98	40-24	9,011	27-Kenon	10-Dietrich/Kenon
3-8	SEATTLE	L	94-95	40-25	9,113	41-Gervin	13-Kenon
3-11	WASHINGTON	W	116-101	41-25	9,465	33-Gervin	15-Kenon
3-14	@ Buffalo	L	115-123	41-26	5,029	33-Gervin	10-Paultz
3-15	@ Detroit	W	135-106	42-26	6,206	28-Gervin	9-Gervin
3-17	@ Portland	W	118-99	43-26	12,666	26-Kenon	10-Kenon
3-19	@ Seattle	L	98-116	43-27	14,098	18-Paultz/Gervin	9-Paultz
3-21	LOS ANGELES	W	109-105	44-27	9,712	20-Paultz	13-Paultz
3-23	DENVER	W	123-106	45-27	9,334	29-Kenon	11-Paultz
3-25	@ Kansas City	W	132-130	46-27	6,954	40-Gervin	7-Kenon/Paultz
3-28	GOLDEN ST.	L	94-108	46-28	9,363	24-Kenon	13-Dietrich
3-29	@ Indiana	W	106-91	47-28	10,548	20-Paultz/Gervin	13-Gervin
3-30	@ Cleveland	W	99-95	48-28	14,976	28-Gervin	15-Paultz
3-31	@ Boston	W	120-117	49-28	13,584	32-Kenon	10-Kenon
APRIL RECORD: 3-2 (HOME: 3-1, ROAD: 0-1)							
4-2	PHILADELPHIA	W	111-107	50-28	9,505	20-Kenon/Gervin	14-Kenon
4-4	PHOENIX	W	125-119	51-28	9,112	29-Kenon	14-Kenon
4-6	KANSAS CITY	W	123-116	52-28	9,234	25-Kenon	10-Kenon/Green
4-7	KANSAS CITY	L	102-108	52-29	10,938	22-Gervin	9-Green
4-9	@ New Orleans	L	132-153	52-30	8,336	63-Gervin	8-Paultz

1978-79 RECAP



Mike Gale

RECORD

48-34 (29-12 home: 19-22 road)
First in Central Division

HONORS

George Gervin, NBA Scoring Title
George Gervin, All-NBA First Team
George Gervin, NBA All-Star
Larry Kenon, NBA All-Star

PLAYOFFS

Defeated Philadelphia,
Eastern Conference Semifinals, 4-3
Lost to Washington,
Eastern Conference Finals, 4-3

SPURS LEADERS

Scoring: George Gervin 29.6 ppg
Rebounding: Larry Kenon 9.8 rpg
Assists: Mike Gale 4.6 apg

Head Coach: Doug Moe

Assistant: Bob Bass

1978-79 SEASON NOTES

- Point guard James Silas returned to the starting lineup after missing the majority of the previous two seasons due to a knee injury.
- The Spurs started the season with a bang, beating Milwaukee 153-111 in their home opener on 10/14.
- The Spurs beat the Cavaliers 117-101 on the final game of the season to edge out Houston to claim their second consecutive Central Division Title.
- George Gervin led the NBA in scoring for the second straight season, becoming the first guard ever to capture the NBA Scoring Title in back-to-back seasons.
- After beating the Sixers in the Eastern Conference Semifinals, the Spurs and Bullets matched-up in a memorable seven-game series in the Conference Finals ... the Spurs jumped out to a 3-1 series lead ... but Washington then won three straight games to claim the series 4-3.

1978-79 SPURS FINAL STATISTICS (48-34)

PLAYER	G	MIN	FGM-FGA	PCT.	FTM-FTA	PCT.	REBOUNDING				AST	PF-DQ	STL	TO	BLK	SCORING	
							OFF	DEF	TOT	AVG.						PTS	AVG.
Gervin	80	2888	947-1749	.541	471-570	.826	142	258	400	5.0	219	275-5	137	286	91	2365	29.6
Kenon	81	2947	748-1484	.504	295-349	.845	260	530	790	9.8	335	192-1	154	300	19	1791	22.1
Silas	79	2171	466-922	.505	334-402	.831	35	148	183	2.3	273	215-1	76	199	20	1266	16.0
Paultz	79	2122	399-758	.526	114-194	.588	169	456	625	7.9	178	204-4	35	157	125	912	11.5
Olberding	80	1885	261-551	.474	233-290	.803	96	333	429	5.4	211	282-2	53	163	18	755	9.4
Gale	82	2121	284-612	.464	91-108	.843	40	146	186	2.3	374	192-1	152	153	40	659	8.0
Green	76	1641	235-477	.493	101-144	.701	131	223	354	4.7	116	230-3	37	89	122	571	7.5
Dietrick	76	1487	209-400	.523	79-99	.798	88	227	315	4.1	198	206-7	72	92	38	497	6.5
Bristow	74	1324	174-354	.492	124-149	.832	80	167	247	3.3	231	154-0	56	108	15	472	6.4
Sanders	22	263	50-127	.394	32-41	.780	13	46	59	2.7	35	44-1	14	32	3	132	6.0
Dampier	70	760	123-251	.490	29-39	.744	15	48	63	0.9	124	42-0	35	39	8	275	3.9
Mosley	26	221	31-75	.413	23-38	.605	27	37	64	2.5	19	35-0	8	20	10	85	3.3
SPURS	82		3927-7760	.506	1926-2423	.795	1096	2619	3715	45.3	2313	2071-25	829	1652	509	9780	119.3
OPPONENTS	82		3798-7970	.477	1759-2343	.751	1297	2531	3828	46.7	2232	2168-41	788	1700	405	9355	114.1

48-34 (FIRST IN CENTRAL DIVISION)

DATE	OPPONENT	W-L	SCORE	REC.	ATT.	HI-SCORER	HI-REBOUNDER
OCTOBER RECORD: 5-4 (HOME: 3-1, ROAD: 2-3)							
10-13	@ Denver	L	117-118	0-1	14,009	38-Kenon	9-Kenon/Green
10-14	MILWAUKEE	W	153-111	1-1	11,897	37-Gervin	11-Sanders
10-17	@ Phoenix	W	110-107	2-1	8,755	39-Kenon	11-Kenon
10-18	@ San Diego	W	127-125	3-1	5,614	46-Gervin	9-Kenon
10-20	@ Seattle	L	117-133	3-2	20,172	37-Gervin	13-Paultz
10-22	@ Los Angeles	L	121-134	3-3	12,970	28-Kenon	12-Paultz
10-24	BOSTON	W	132-109	4-3	12,034	28-Gervin	5-Gervin/Sanders
10-28	DETROIT	W	150-126	5-3	10,767	43-Gervin	13-Kenon
10-31	GOLDEN STATE	L	138-139 (OT)	5-4	11,568	34-Gervin	9-Paultz
NOVEMBER RECORD: 5-7 (HOME: 3-3, ROAD: 2-4)							
11-1	@ Philadelphia	L	115-116	5-5	11,613	34-Gervin	8-Kenon
11-3	@ Boston	W	110-103	6-5	10,177	31-Gervin	10-Kenon
11-4	@ Washington	L	119-124	6-6	12,619	27-Gervin	11-Paultz
11-8	SAN DIEGO	W	163-125	7-6	11,358	38-Gervin	11-Paultz/Kenon
11-10	@ New Orleans	L	102-113	7-7	9,239	34-Gervin	10-Paultz
11-11	WASHINGTON	W	143-124	8-7	12,363	37-Kenon	17-Kenon
11-15	PHOENIX	L	119-125	8-8	10,489	28-Kenon	8-Kenon/Gervin
11-18	@ Houston	L	120-126	8-9	12,420	33-Kenon	16-Kenon
11-21	INDIANA	L	103-108	8-10	9,178	27-Kenon	15-Kenon
11-23	@ Milwaukee	W	116-114	9-10	10,938	34-Kenon	9-Kenon
11-25	NEW JERSEY	W	151-110	10-10	9,618	28-Gervin	12-Paultz
11-29	PHILADELPHIA	L	114-120 (OT)	10-11	12,368	35-Gervin	13-Paultz
DECEMBER RECORD: 12-4 (HOME: 6-1, ROAD: 6-3)							
12-2	DENVER	L	93-104	10-12	10,056	24-Kenon	9-Kenon
12-6	LOS ANGELES	W	112-111	11-12	10,086	27-Gervin	11-Oldberding
12-8	@ Golden State	W	123-105	12-12	12,254	36-Gervin	13-Paultz
12-10	@ Seattle	L	99-112	12-13	13,847	19-Gervin	14-Paultz
12-12	@ Denver	L	103-107	12-14	13,448	34-Gervin	9-Paultz
12-13	NEW YORK	W	139-109	13-14	10,166	36-Kenon	17-Kenon
12-15	@ Indiana	W	125-113	14-14	7,951	22-Kenon/Paultz	13-Paultz
12-16	GOLDEN STATE	W	104-96	15-14	9,291	35-Gervin	20-Kenon
12-19	@ Cleveland	W	113-106	16-14	6,246	28-Silas	10-Paultz
12-20	CHICAGO	W	131-102	17-14	9,511	29-Gervin	14-Kenon
12-22	@ Chicago	W	103-92	18-14	10,735	33-Gervin	18-Paultz
12-23	@ Detroit	W	130-126	19-14	10,287	34-Gervin	10-Kenon/Green
12-26	ATLANTA	W	124-111	20-14	13,761	37-Kenon	14-Kenon
12-27	@ Atlanta	L	107-115	20-15	8,192	26-Gervin	11-Kenon
12-28	MILWAUKEE	W	112-103	21-15	11,583	36-Gervin	12-Kenon/Green
12-30	@ Philadelphia	W	100-94	22-15	15,567	28-Gervin	14-Paultz
JANUARY RECORD: 9-5 (HOME: 7-1, ROAD: 2-4)							
1-3	NEW ORLEANS	W	123-97	23-15	11,474	35-Kenon	17-Kenon
1-5	@ New Jersey	W	110-104	24-15	5,041	34-Gervin	14-Kenon
1-6	@ New York	L	105-108	24-16	15,932	35-Kenon	12-Kenon
1-9	DETROIT	W	116-114	25-16	13,959	32-Gervin	9-Dietrick
1-11	SAN DIEGO	W	140-111	26-16	11,008	52-Gervin	9-Dietrick
1-13	CLEVELAND	W	117-103	27-16	13,597	29-Gervin	9-Oldberding
1-17	DENVER	W	119-101	28-16	15,219	30-Gervin	12-Kenon
1-19	@ Kansas City	L	113-115	28-17	12,334	31-Gervin	12-Kenon
1-20	PORTLAND	L	113-118	28-18	11,632	32-Gervin	10-Gervin
1-24	KANSAS CITY	W	124-95	29-18	11,903	20-Gervin	11-Kenon
1-26	SEATTLE	W	125-108	30-18	13,659	34-Gervin	12-Paultz
1-27	@ Atlanta	L	113-120	30-19	12,127	29-Kenon	15-Kenon
1-28	@ Indiana	L	110-123	30-20	8,962	31-Gervin	10-Kenon
1-30	@ Chicago	W	112-108 (OT)	31-20	7,589	30-Gervin/Silas	12-Paultz
FEBRUARY RECORD: 7-5 (HOME: 5-1, ROAD: 2-4)							
2-1	WASHINGTON	L	122-123	31-21	12,516	37-Gervin	13-Kenon
2-2	@ Phoenix	L	108-133	31-22	12,660	26-Silas	8-Paultz/Green/Mosley
2-6	@ Los Angeles	L	111-119 (OT)	31-23	11,225	31-Gervin	12-Gervin
2-7	@ San Diego	W	126-113	32-23	8,498	28-Gervin	12-Kenon
2-9	@ Portland	L	106-125	32-24	12,666	34-Gervin	9-Kenon/Green
2-11	@ Golden State	W	125-107	33-24	13,237	24-Silas	7-Oldberding
2-14	BOSTON	W	149-119	34-24	11,131	32-Gervin	6-Kenon/Paultz/Gervin
2-16	PORTLAND	W	121-120 (OT)	35-24	15,523	30-Kenon	9-Kenon
2-18	@ Detroit	L	104-124	35-25	7,396	32-Gervin	9-Kenon
2-20	SEATTLE	W	118-102	36-25	11,765	38-Gervin	15-Kenon
2-25	HOUSTON	W	127-107	37-25	14,685	32-Gervin	14-Kenon
2-28	NEW YORK	W	135-112	38-25	9,821	33-Gervin	12-Kenon
MARCH RECORD: 6-8 (HOME: 3-5, ROAD: 3-3)							
3-2	KANSAS CITY	W	129-125 (OT)	39-25	14,067	32-Kenon	11-Gervin
3-4	@ Washington	L	128-119	39-26	17,181	34-Gervin	8-Kenon/Paultz
3-6	@ New Jersey	W	103-99	40-26	3,993	27-Gervin	11-Kenon
3-10	@ New York	W	111-110	41-26	11,893	31-Silas	12-Kenon
3-14	LOS ANGELES	W	125-112	42-26	14,376	34-Gervin	9-Bristow
3-15	@ New Orleans	L	122-124	42-27	5,302	30-Silas	8-Kenon/Paultz/Green
3-16	PHOENIX	L	122-128	42-28	14,864	37-Gervin	15-Kenon
3-18	@ Milwaukee	L	127-147	42-29	10,938	23-Gervin	8-Paultz
3-20	PHILADELPHIA	L	120-124	42-30	12,541	26-Gervin	10-Oldberding
3-21	@ Kansas City	W	123-116	43-30	11,313	24-Gervin	12-Kenon
3-23	ATLANTA	L	108-115	43-31	13,471	25-Kenon	11-Kenon
3-25	INDIANA	L	113-121	43-32	9,938	27-Gervin	9-Paultz
3-28	NEW ORLEANS	W	122-94	44-32	9,537	24-Kenon	14-Oldberding
3-30	HOUSTON	L	116-117	44-33	15,764	46-Gervin	11-Paultz
APRIL RECORD: 4-1 (HOME: 2-0, ROAD: 2-1)							
4-1	@ Boston	W	112-110	45-33	11,714	34-Gervin	15-Paultz
4-3	@ Cleveland	W	116-112	46-33	7,608	46-Gervin	8-Paultz/Green
4-4	NEW JERSEY	W	110-103	47-33	10,508	30-Gervin	15-Paultz/Kenon
4-7	@ Houston	L	106-123	47-34	15,676	21-Silas	9-Oldberding
4-8	CLEVELAND	W	117-101	48-34	10,055	36-Kenon	8-Paultz/Kenon

1979-80 RECAP



Paul Griffin

RECORD

41-41 (27-14 home: 14-27 road)
Tied for second in Central Division

HONORS

George Gervin, NBA Scoring Title
George Gervin, All-NBA First Team
George Gervin, NBA All-Star
George Gervin, All-Star Game MVP

PLAYOFFS

Lost to Houston, First Round, 2-1

SPURS LEADERS

Scoring: George Gervin 33.1 ppg
Rebounding: Larry Kenon 9.9 rpg
Assists: James Silas 4.5 apg

Head Coach: Doug Moe/Bob Bass
Assistant: George Karl

1979-80 SEASON NOTES

- Prior to the season, the Spurs purchased the contract of Kevin Restani from Milwaukee ... the Spurs also obtained guard Johnny Moore from Seattle ... but Moore – who appeared in 519 regular season games with the Silver and Black – was released during the preseason and didn't see his first action with the Spurs until the 1980-81 season.
- The Spurs spent the entire season battling to stay above the .500 mark ... on 3/1 Bob Bass replaced Doug Moe as head coach.
- On 1/16 the Spurs sent Billy Paultz to Houston in exchange for John Shumate.
- Once again, George Gervin was the big gun for the Spurs ... he was named the MVP of the 1980 NBA All-Star Game as he had 34 points and 10 rebounds in the contest ... on 1/8 vs. Denver, Gervin exploded for 53 points, which is the most points ever scored in the HemisFair Arena, where the Spurs played from '73-74 through '92-93 ... and, of course, the Iceman won his third straight NBA Scoring Title, averaging a career-best 33.1 points per game.


1979-80 SPURS FINAL STATISTICS (41-41)

			3-POINT						REBOUNDING									SCORING	
PLAYER	G	MIN	FGM-FGA	PCT.	FGM-FGA	PCT.	FTM-FTA	PCT.	OFF	DEF	TOT	AVG.	AST	PF-DQ	STL	TO	BLK	PTS	AVG.
Gervin	78	2934	1024-1940	.528	32-102	.314	505-593	.852	154	249	403	5.2	202	208-0	110	254	79	2585	33.1
Kenon	78	2798	647-1333	.485	1-9	.111	270-345	.783	258	517	775	9.9	231	192-0	111	232	18	1565	20.1
Silas	77	2293	513-999	.514	0-4	.000	339-382	.887	45	122	167	2.2	347	206-2	61	192	14	1365	17.7
Shumate	27	777	138-263	.525	0-1	.000	115-147	.782	65	149	214	7.9	52	71-1	23	50	31	391	14.5
Restani	82	1966	369-727	.508	5-29	.172	131-161	.814	142	244	386	4.7	189	186-0	54	129	12	874	10.7
Olberding	75	2111	291-609	.478	0-3	.000	210-264	.795	83	335	418	5.6	327	274-7	67	180	22	792	10.6
Paultz	47	1213	189-381	.496	0-1	.000	66-100	.660	95	226	321	6.8	118	127-3	47	58	45	444	9.4
Gale	67	1474	171-377	.454	2-13	.154	97-120	.808	34	118	152	2.3	312	134-2	123	115	13	441	6.6
Griffin	82	1812	173-313	.553	0-0	.000	174-240	.725	154	284	438	5.3	250	306-9	81	131	53	520	6.3
Evans	79	1246	208-464	.448	12-42	.286	58-85	.682	29	78	107	1.4	230	194-2	60	128	9	486	6.2
Peck	52	628	73-169	.432	0-2	.000	34-55	.618	66	117	183	3.5	33	100-2	17	48	23	180	3.5
Davis	4	30	6-12	.500	0-0	.000	1-2	.500	2	4	6	1.5	0	8-0	1	3	0	13	3.3
Kiffin	26	212	32-96	.333	0-0	.000	18-25	.720	12	28	40	1.5	19	43-0	10	30	2	82	3.2
Norris	17	189	18-43	.419	0-0	.000	4-6	.667	10	33	43	2.6	6	41-1	3	19	12	40	2.4
Bassett	5	72	4-12	.333	0-0	.000	2-3	.667	4	11	15	3.0	10	13-0	3	5	0	10	2.0
SPURS	82		3856-7738	.498	52-206	.252	2024-2528	.801	1153	2515	3668	44.7	2326	2103-29	771	1589	333	9788	119.4
OPPONENTS	82		4000-7997	.500	88-288	.306	1731-2283	.758	1248	2472	3720	45.4	2537	2192-28	828	1513	457	9819	119.7

41-41 (TIED FOR SECOND IN CENTRAL DIVISION)

DATE	OPPONENT	W-L	SCORE	REC.	ATT.	HI-SCORER	HI-REBOUNDER
OCTOBER RECORD: 6-3 (HOME: 3-1, ROAD: 3-2)							
10-13	DETROIT	L	110-112	0-1	11,657	23-Kenon	11-Restani
10-16	@ Atlanta	W	118-116	1-1	6,030	30-Gervin	11-Gervin
10-18	@ Cleveland	L	124-141	1-2	2,552	47-Gervin	13-Kenon
10-20	CLEVELAND	W	129-127	2-2	13,043	29-Silas/Kenon	19-Kenon
10-23	BOSTON	W	129-120	3-2	12,893	28-Kenon/Gervin	10-Kenon
10-26	@ Detroit	W	129-113	4-2	12,104	41-Gervin	13-Restani
10-27	INDIANA	W	128-121	5-2	11,132	27-Kenon	15-Kenon/Paultz
10-30	@ Phoenix	L	109-142	5-3	11,489	18-Gervin	8-Kenon/Griffin
10-31	@ San Diego	W	130-123	6-3	7,044	33-Gervin	8-Griffin
NOVEMBER RECORD: 7-7 (HOME: 5-2, ROAD: 2-5)							
11-2	@ Seattle	L	107-117	6-4	21,618	18-Evans	9-Olberding/Paultz
11-4	@ Portland	L	124-127 (OT)	6-5	12,666	32-Gervin	8-Kenon
11-6	NEW JERSEY	W	108-95	7-5	9,753	24-Gervin	12-Kenon
11-7	@ Boston	L	105-117	7-6	15,320	29-Gervin	8-Restani
11-9	@ Washington	L	116-125	7-7	14,223	37-Gervin	15-Kenon
11-10	@ New York	W	123-119	8-7	13,952	33-Gervin	17-Kenon
11-13	GOLDEN STATE	W	131-127 (OT)	9-7	9,945	47-Gervin	15-Paultz
11-15	NEW YORK	W	136-132	10-7	11,454	33-Gervin	12-Kenon
11-16	@ Philadelphia	W	106-105	11-7	16,535	33-Kenon	10-Olberding/Paultz
11-18	@ New Jersey	L	105-107	11-8	5,246	23-Gervin	20-Kenon
11-20	PHILADELPHIA	L	114-118	11-9	12,843	22-Gervin	13-Kenon
11-23	WASHINGTON	W	128-108	12-9	12,256	35-Silas	14-Kenon
11-27	ATLANTA	L	120-143	12-10	10,459	39-Gervin	12-Kenon
11-30	PORTLAND	W	107-100	13-10	9,752	26-Gervin	9-Olberding
DECEMBER RECORD: 6-9 (HOME: 4-2, ROAD: 2-7)							
12-1	@ Detroit	L	124-134	13-11	7,466	39-Kenon	10-Paultz
12-4	LOS ANGELES	L	121-127	13-12	12,731	36-Kenon	17-Kenon
12-5	@ Philadelphia	L	120-132	13-13	9,286	42-Gervin	14-Restani
12-7	@ Milwaukee	W	117-105	14-13	10,938	39-Gervin	11-Paultz
12-8	HOUSTON	W	138-129	15-13	10,213	37-Gervin	9-Gervin
12-11	@ Denver	L	121-127	15-14	14,443	41-Gervin	10-Kenon
12-13	@ Utah	L	114-144	15-15	7,122	34-Gervin	9-Griffin
12-15	@ Golden State	W	102-101	16-15	8,850	31-Gervin	10-Kenon
12-16	@ Los Angeles	L	119-121	16-16	12,389	43-Gervin	9-Kenon/Paultz
12-19	INDIANA	W	127-123	17-16	8,218	38-Gervin	12-Kenon
12-21	@ Boston	L	114-133	17-17	15,320	36-Gervin	8-Paultz/Gervin
12-22	DETROIT	W	141-112	18-17	8,879	26-Gervin	9-Griffin
12-26	@ Houston	L	110-143	18-18	11,138	30-Gervin	9-Griffin
12-27	PHILADELPHIA	L	114-118	18-19	14,831	46-Gervin	12-Olberding
12-29	KANSAS CITY	W	127-125 (OT)	19-19	9,102	37-Kenon	12-Gervin
JANUARY RECORD: 10-6 (HOME: 8-2, ROAD: 2-4)							
1-1	@ New York	L	120-128	19-20	11,191	34-Silas	12-Kenon
1-2	PHOENIX	W	118-109	20-20	8,276	42-Gervin	11-Griffin
1-4	@ Kansas City	L	105-115	20-21	9,442	36-Gervin	15-Olberding
1-5	BOSTON	W	119-111	21-21	15,812	24-Gervin	12-Kenon
1-8	DENVER	W	137-134	22-21	9,437	53-Gervin	12-Kenon
1-11	CLEVELAND	W	116-109	23-21	9,643	38-Gervin	12-Kenon
1-12	@ Atlanta	L	101-120	23-22	14,491	34-Gervin	11-Peck
1-13	ATLANTA	L	104-107	23-23	10,719	32-Gervin/Silas	17-Kenon
1-15	NEW JERSEY	W	123-119	24-23	8,285	37-Gervin	9-Griffin
1-17	@ Cleveland	L	112-116	24-24	6,690	42-Gervin	7-Kenon
1-19	WASHINGTON	W	130-117	25-24	11,309	42-Gervin	13-Restani
1-22	SAN DIEGO	W	129-109	26-24	10,049	30-Gervin	10-Shumate
1-23	@ Indiana	W	144-130	27-24	8,965	55-Gervin	11-Griffin/Shumate
1-25	SEATTLE	W	125-116	28-24	15,764	39-Gervin	14-Restani
1-27	ATLANTA	L	111-118	28-25	15,206	29-Shumate	14-Kenon
1-30	@ Houston	W	118-111	29-25	9,858	25-Gervin	14-Griffin
FEBRUARY RECORD: 4-8 (HOME: 3-3, ROAD: 1-5)							
2-5	NEW JERSEY	L	115-123	29-26	9,483	21-Shumate	12-Kenon
2-9	@ Indiana	L	127-131	29-27	12,537	30-Gervin	11-Kenon
2-10	UTAH	W	148-128	30-27	9,512	35-Gervin	13-Kenon
2-12	HOUSTON	L	118-120	30-28	10,829	41-Gervin	19-Kenon
2-14	NEW YORK	L	124-128	30-29	9,706	32-Gervin	9-Kenon
2-15	@ Chicago	W	131-124	31-29	8,076	28-Gervin	8-Gervin
2-17	MILWAUKEE	W	135-134	32-29	12,957	42-Gervin	11-Kenon
2-20	CHICAGO	W	125-117	33-29	12,498	24-Kenon	13-Kenon
2-22	@ Washington	L	117-123	33-30	14,249	29-Gervin	12-Kenon
2-24	@ New Jersey	L	123-129	33-31	7,768	41-Gervin	16-Kenon
2-27	@ Boston	L	125-130	33-32	15,320	35-Gervin	8-Olberding
2-28	@ New York	L	124-133	33-33	10,398	28-Gervin	11-Kenon
MARCH RECORD: 8-8 (HOME: 4-4, ROAD: 4-4)							
3-2	CLEVELAND	L	119-123	33-34	11,112	39-Gervin	10-Olberding/Shumate
3-4	BOSTON	L	108-137	33-35	12,206	26-Gervin	12-Kenon
3-7	NEW YORK	L	112-118	33-36	12,322	40-Gervin	9-Griffin
3-9	PHILADELPHIA	L	118-134	33-37	12,126	31-Gervin	13-Gervin
3-11	@ Washington	W	111-104	34-37	10,471	41-Gervin	13-Shumate
3-14	@ Detroit	W	113-102	35-37	7,581	29-Gervin	22-Shumate
3-15	@ Cleveland	L	98-100	35-38	7,986	22-Silas	12-Olberding
3-16	@ New Jersey	W	120-107	36-38	6,703	33-Silas	8-Shumate/Peck
3-18	WASHINGTON	W	100-94	37-38	12,385	33-Gervin	13-Kenon
3-19	@ Philadelphia	W	105-99	38-38	11,927	33-Gervin	16-Olberding
3-21	INDIANA	L	116-109	39-38	15,357	41-Gervin	9-Peck
3-23	@ Atlanta	L	95-103	39-39	11,557	36-Gervin	13-Olberding
3-25	HOUSTON	W	126-107	40-39	14,236	24-Gervin	9-Gervin
3-26	@ Houston	L	101-113	40-40	11,247	20-Gervin	5-Kenon
3-28	@ Indiana	L	122-127	40-41	9,902	37-Gervin	11-Kenon
3-30	DETROIT	W	144-124	41-41	10,267	51-Kenon	12-Olberding

1980-81 RECAP



Johnny Moore

RECORD

52-30 (34-7 home: 18-23 road)
First in Midwest Division

HONORS

George Johnson, NBA Blocked Shots Title
George Gervin, All-NBA First Team
George Gervin, NBA All-Star
George Johnson,
All-Defensive Second Team

PLAYOFFS

Lost to Houston,
Western Conference Semifinals, 4-3

SPURS LEADERS

Scoring: George Gervin 27.1 ppg
Rebounding: Dave Corzine 7.8 rpg
Assists: Johnny Moore 4.5 apg

Head Coach: Stan Albeck
Assistant: Morris McHone

1980-81 SEASON NOTES

- Prior to the season, the Spurs named Stan Albeck Head Coach.
- The Spurs, the Houston Rockets and the expansion Dallas Mavericks were all placed in the Midwest Division in the Western Conference.
- The Spurs were busy in the off-season ... draft picks Reggie Johnson and Michael Wiley were instant contributors for the Spurs ... after being waived the previous season, Johnny Moore was re-signed and led the team in assists in his first NBA season ... and finally, to add experience and size, the Spurs signed free agent George Johnson and obtained Dave Corzine in a trade with Washington.
- "The Bruise Brothers" were officially born on 12/30 as the Spurs handed out free posters which featured George Johnson, Dave Corzine, Kevin Restani, Paul Griffin, Mark Olberding and Reggie Johnson.
- George Johnson became the first Spur to win an NBA Blocked Shots title, averaging 3.39 blocks per game ... he put his name in the Spurs record-books on 2/24 vs. Golden State ... in the Spurs 131-126 win Johnson set a pair of Spurs franchise records – the most blocks in a game, with 13, and the most blocks in a half, with 11 in the second.


1980-81 SPURS FINAL STATISTICS (52-30)

PLAYER	G	MIN	3-POINT						REBOUNDING				SCORING						
			FGM-FGA	PCT.	FGM-FGA	PCT.	FTM-FTA	PCT.	OFF	DEF	TOT	AVG.	AST	PF-DQ	STL	TO	BLK	PTS	AVG.
Gervin	82	2765	850-1729	.492	9-35	.257	512-620	.826	126	293	419	5.1	260	212-4	94	251	56	2221	27.1
Silas	75	2055	476-997	.477	0-2	.000	374-440	.850	44	187	231	3.1	285	129-0	51	159	12	1326	17.7
Olberding	82	2408	348-685	.508	1-7	.143	315-380	.829	146	325	471	5.7	277	307-6	75	202	31	1012	12.3
Corzine	82	1960	366-747	.490	0-3	.000	125-175	.714	228	408	636	7.8	117	212-0	42	131	99	857	10.5
R. Johnson	79	1716	340-682	.499	0-1	.000	128-193	.663	132	226	358	4.5	78	283-8	45	130	48	808	10.2
Brewer	46	904	180-385	.468	0-4	.000	65-80	.813	21	32	53	1.2	93	53-0	27	54	25	425	9.2
Shumate	22	519	56-128	.438	0-0	.000	53-73	.726	33	54	87	4.0	24	46-0	21	41	9	165	7.5
Moore	82	1578	249-520	.479	1-19	.053	105-172	.610	58	138	196	2.4	373	178-0	120	154	22	604	7.4
Restani	64	999	192-369	.520	3-8	.375	62-88	.705	71	103	174	2.7	81	103-0	16	68	14	449	7.0
Griffin	82	1930	166-325	.511	0-0	.000	170-253	.672	184	321	505	6.2	249	207-3	77	132	38	502	6.1
Wiley	33	271	76-138	.551	0-2	.000	36-48	.750	22	42	64	1.9	11	38-1	8	28	6	188	5.7
Gale	35	636	86-164	.524	1-3	.333	19-26	.731	7	45	52	1.5	99	56-0	55	39	2	192	5.5
G. Johnson	82	1935	164-347	.473	0-0	.000	80-109	.734	215	387	602	7.3	92	273-3	47	110	278	408	5.0
Gerard	11	129	22-60	.367	0-1	.000	8-11	.727	17	21	38	3.5	9	17-0	7	8	3	52	4.7
SPURS	82		3571-7276	.491	15-85	.176	2052-2668	.769	1304	2582	3886	47.4	2048	2114-25	685	1507	643	9209	112.3
OPPONENTS	82		3581-7582	.472	45-168	.268	1766-2387	.740	1214	2177	3391	41.4	2206	2198-37	700	1422	481	8973	109.4

52-30 (FIRST IN MIDWEST DIVISION)

DATE	OPPONENT	W-L	SCORE	REC.	ATT.	HI-SCORER	HI-REBOUNDER
OCTOBER RECORD: 10-2 (HOME: 5-0, ROAD: 5-2)							
10-10	@ Denver	W	113-112	1-0	10,027	19-Gervin	12-Corzine
10-11	@ Dallas	L	92-103	1-1	10,373	33-Gervin	12-Olberding
10-14	KANSAS CITY	W	109-103	2-1	9,876	39-Gervin	9-G. Johnson
10-16	@ Detroit	W	102-99	3-1	4,569	26-Gervin	7-Shumate
10-18	DALLAS	W	110-96	4-1	9,542	20-Gervin	10-Gervin
10-21	SAN DIEGO	W	123-120	5-1	7,821	31-Gervin	15-G. Johnson
10-23	GOLDEN STATE	W	128-109	6-1	11,531	25-Gervin	15-G. Johnson
10-25	@ San Diego	W	116-98	7-1	4,613	36-Gervin	13-Corzine
10-26	@ Los Angeles	W	108-102	8-1	11,906	25-Gervin	12-G. Johnson
10-28	PORTLAND	W	120-112	9-1	9,702	30-Gervin	10-G. Johnson
10-29	@ Utah	L	96-109	9-2	5,047	16-Olberding	15-G. Johnson
10-31	@ Seattle	W	112-96	10-2	12,368	26-Silas	6-Olberding/G.J./Corzine
NOVEMBER RECORD: 7-6 (HOME: 4-3, ROAD: 3-3)							
11-1	@ Golden State	L	108-123	10-3	10,015	42-Gervin	6-Olberding
11-5	PHOENIX	W	114-84	11-3	12,358	30-Silas	9-Olberding/Shumate
11-8	LOS ANGELES	W	112-109	12-3	16,114	30-Gervin	14-Corzine
11-11	INDIANA	L	113-119	12-4	11,282	38-Gervin	13-G. Johnson
11-12	@ Phoenix	L	127-130	12-5	12,660	31-Gervin	6-Shumate
11-13	@ San Diego	W	113-107	13-5	4,381	35-Gervin	7-R. Johnson
11-15	UTAH	W	120-104	14-5	13,612	23-Gervin	7-G. Johnson
11-18	@ Atlanta	L	93-97	14-6	9,654	35-Gervin	8-G.J./Gervin/Corzine
11-19	@ New Jersey	W	112-104 (OT)	15-6	6,974	38-Gervin	12-G. Johnson
11-22	PHILADELPHIA	L	101-108	15-7	15,362	34-Gervin	13-Olberding/G. Johnson
11-26	CHICAGO	W	125-122	16-7	9,561	27-Gervin	9-Gervin/Corzine
11-28	HOUSTON	L	115-124	16-8	12,636	28-Gervin	13-Olberding
11-29	@ Kansas City	W	106-104	17-8	8,380	29-Gervin	13-Corzine
DECEMBER RECORD: 9-6 (HOME: 6-1, ROAD: 3-5)							
12-2	PHOENIX	W	107-122	17-9	9,112	23-Gervin/Silas	9-Corzine
12-4	CLEVELAND	W	130-100	18-9	6,833	28-Gervin	16-Corzine
12-7	@ Portland	L	115-116	18-10	12,666	41-Gervin	10-G. Johnson
12-8	@ Seattle	L	99-104	18-11	12,633	23-Gervin	15-Corzine
12-9	@ Utah	W	115-90	19-11	5,808	31-Gervin	9-Griffin
12-11	KANSAS CITY	W	122-104	20-11	7,491	27-Silas	8-Gervin
12-13	DENVER	W	147-123	21-11	9,879	32-Gervin	10-Corzine
12-14	@ Milwaukee	L	98-115	21-12	11,052	19-Gervin	10-Griffin
12-16	@ Dallas	W	89-83	22-12	6,140	27-Gervin	15-G. Johnson
12-17	@ Houston	W	113-107	23-12	8,349	22-Moore	12-Corzine
12-19	GOLDEN STATE	W	126-111	24-12	9,442	33-Gervin	9-Gervin
12-21	@ Los Angeles	L	122-135	24-13	12,341	20-Gervin	7-G. Johnson/Corzine
12-25	@ Phoenix	L	111-131	24-14	12,660	32-Gervin	8-Gervin
12-27	UTAH	W	142-117	25-14	11,823	34-Gervin	10-G. Johnson/Corzine
12-30	SEATTLE	W	102-100	26-14	11,130	28-Gervin	12-G. Johnson
JANUARY RECORD: 8-6 (HOME: 6-0, ROAD: 2-6)							
1-2	LOS ANGELES	W	118-112	27-14	14,722	19-Silas	7-Corzine
1-3	@ Chicago	W	119-111	28-14	14,572	30-Gervin	9-Olberding
1-6	@ New York	W	113-108	29-14	13,381	33-Silas	8-Corzine
1-7	@ Philadelphia	L	102-135	29-15	10,999	25-Gervin	12-Corzine
1-9	PORTLAND	W	130-86	30-15	12,294	23-Silas	8-Griffin
1-11	WASHINGTON	W	137-106	31-15	8,032	33-Gervin	10-Griffin
1-14	NEW YORK	W	116-105	32-15	11,429	28-Gervin	13-Corzine
1-16	@ Boston	L	85-94	32-16	15,320	22-Moore	12-Corzine
1-17	@ Washington	L	93-103	32-17	10,614	28-Olberding	9-by 4 players
1-20	PHOENIX	W	119-112 (OT)	33-17	11,883	25-Silas	13-R. Johnson
1-21	@ Kansas City	L	108-115	33-18	7,627	25-Gervin	10-Corzine
1-24	@ Denver	L	115-129	33-19	10,729	24-Gervin	11-R. Johnson
1-25	@ Portland	L	100-118	33-20	12,666	26-Gervin	7-Olberding
1-29	NEW JERSEY	W	122-108	34-20	10,018	26-Gervin	10-Corzine
FEBRUARY RECORD: 10-4 (HOME: 8-1, ROAD: 2-3)							
2-3	DETROIT	W	102-99	35-20	8,616	25-Gervin	12-Griffin/Corzine
2-4	@ Denver	W	135-132	36-20	9,117	37-Gervin	11-Corzine
2-6	PORTLAND	W	122-96	37-20	11,342	32-Gervin	12-G. Johnson
2-8	DALLAS	W	102-98	38-20	8,918	27-Silas/Gervin	18-G. Johnson
2-11	@ Houston	L	89-108	38-21	8,295	19-Gervin	7-Gervin
2-12	ATLANTA	W	110-109	39-21	8,604	19-Silas/Olberding	9-G. Johnson
2-14	@ Dallas	W	107-99	40-21	9,826	28-Gervin	9-Gervin/Griffin
2-15	MILWAUKEE	L	110-108	41-21	11,236	33-Gervin	14-Corzine
2-17	BOSTON	W	116-128	41-22	13,847	49-Gervin	13-Corzine
2-19	@ Cleveland	L	104-118	41-23	5,574	32-Gervin	7-G. Johnson/Silas
2-20	@ Indiana	L	106-109	41-24	10,419	30-Gervin	11-Griffin
2-22	DENVER	W	133-129 (OT)	42-24	8,668	26-R. Johnson	14-Griffin
2-24	GOLDEN STATE	W	131-126	43-24	9,163	26-Gervin	9-G. Johnson
2-26	SEATTLE	W	123-113	44-24	10,865	35-Gervin	10-Corzine
MARCH RECORD: 8-6 (HOME: 5-2, ROAD: 3-4)							
3-1	HOUSTON	W	102-86	45-24	11,245	26-Gervin	10-Griffin/Corzine
3-4	KANSAS CITY	L	97-111	45-25	9,280	16-Moore	11-G. Johnson
3-6	@ Seattle	L	94-102	45-26	23,579	25-Olberding	12-Olberding
3-8	DALLAS	W	113-108	46-26	8,251	19-Silas	9-Corzine
3-10	@ Los Angeles	L	104-118	46-27	16,703	28-Gervin	9-G. Johnson/Gervin
3-14	@ San Diego	L	118-126	46-28	6,509	39-Gervin	10-Gervin
3-15	@ Golden State	W	114-112 (OT)	47-28	10,520	39-Gervin	13-Griffin
3-17	UTAH	W	94-86	48-28	11,234	23-Gervin	12-G. Johnson
3-20	@ Kansas City	W	114-110 (OT)	49-28	8,740	21-Silas	11-G. Johnson/Corzine
3-22	SAN DIEGO	W	107-99	50-28	10,156	29-Gervin	10-G. Johnson
3-24	DENVER	L	123-125	50-29	14,190	30-Gervin	12-Griffin
3-25	@ Houston	L	111-117	50-30	13,931	34-Silas	9-Johnson
3-26	@ Utah	W	98-97	51-30	6,319	21-Gervin	17-Corzine
3-29	HOUSTON	W	135-109	52-30	11,543	30-Gervin	10-Griffin

1981-82 RECAP



Dave Corzine

RECORD

48-34 (29-12 home: 19-22 road)
First in Midwest Division

HONORS

George Gervin, NBA Scoring Title
Johnny Moore, NBA Assists Title
George Gervin, All-NBA First Team
George Gervin, NBA All-Star
George Johnson, NBA Blocked Shots Title

PLAYOFFS

Defeated Seattle,
Western Conference Semifinals, 4-1
Lost to Los Angeles,
Western Conference Finals, 4-0

SPURS LEADERS

Scoring: George Gervin 32.3 ppg
Rebounding: Mike Mitchell 7.9 rpg
Assists: Johnny Moore 9.6 apg

Head Coach: Stan Albeck
Assistant: Morris McHone

1981-82 SEASON NOTES

- The end of an era came in June as the Spurs sent James Silas – the last original Spur and team captain – to Cleveland ... Silas spent nine years in San Antonio and is one of just six players in franchise history to have had their jersey retired.
- The Spurs started the season with a 9-1 mark and held the top spot in the Midwest Division the entire season.
- On 12/24 the Spurs obtained Mike Mitchell and Roger Phegley from Cleveland in exchange for Ron Brewer and Reggie Johnson.
- In a record-setting game on 3/6 the Spurs posted a 171-166 triple-overtime win over Milwaukee in the HemisFair Arena ... the 171 points by the Spurs is a club record for the most points scored in a game and the 337 points scored by both teams is the second highest combined point total in NBA history.
- Three different Spurs won individual statistical titles in the league ... George Gervin captured his fourth NBA scoring title, averaging 32.3 ppg ... George Johnson won his second consecutive blocked shots title, averaging 3.12 bpg ... and second-year guard Johnny Moore led the NBA in assists, averaging 9.6 assists per contest.


1981-82 SPURS FINAL STATISTICS (48-34)

			3-POINT						REBOUNDING										SCORING	
PLAYER	G	MIN	FGM-FGA	PCT.	FGM-FGA	PCT.	FTM-FTA	PCT.	OFF	DEF	TOT	AVG.	AST	PF-DQ	STL	TO	BLK	PTS	AVG.	
Gervin	79	2817	993-1987	.500	10-36	.278	555-642	.864	138	254	392	5.0	187	215-2	77	210	45	2551	32.3	
Mitchell	57	2090	524-973	.539	0-1	.000	148-202	.733	173	276	449	7.9	43	200-4	33	98	28	1196	21.0	
Brewer	25	595	182-361	.504	3-10	.300	77-88	.875	13	37	50	2.0	67	37-0	23	34	7	444	17.8	
Olberding	68	2098	333-705	.472	2-12	.167	273-338	.808	118	321	439	6.5	202	253-5	57	139	29	941	13.8	
R. Johnson	21	504	94-194	.485	0-0	.000	32-40	.800	43	94	137	6.5	20	67-0	7	26	16	220	10.5	
Corzine	82	2189	336-648	.519	1-4	.250	159-213	.746	211	418	629	7.7	130	235-3	33	139	126	832	10.1	
Banks	80	1700	311-652	.477	0-8	.000	145-212	.684	157	254	411	5.1	147	199-2	55	106	17	767	9.6	
Moore	79	2294	309-667	.463	1-21	.048	122-182	.670	62	213	275	3.5	762	254-6	163	175	12	741	9.4	
Bratz	81	1616	230-565	.407	46-138	.333	119-152	.783	40	126	166	2.0	438	183-0	65	139	11	625	7.7	
Phegley	54	617	129-293	.440	1-18	.056	49-64	.766	33	50	83	1.5	61	91-0	20	33	6	308	5.7	
Rains	49	637	77-177	.435	0-2	.000	38-64	.594	37	43	80	1.6	40	74-0	18	25	2	192	3.9	
Griffin	23	459	32-66	.485	0-0	.000	24-37	.649	29	66	95	4.1	54	67-0	20	40	8	88	3.8	
Yonakor	10	70	14-26	.538	0-0	.000	5-7	.714	13	14	27	2.7	3	7-0	1	2	2	33	3.3	
Lambert	21	271	26-58	.448	0-1	.000	13-14	.929	19	32	51	2.4	13	43-0	6	10	6	65	3.1	
G. Johnson	75	1578	91-195	.467	0-0	.000	43-64	.672	152	302	454	6.1	79	259-6	20	92	234	225	3.0	
Hayes	9	75	8-18	.444	0-0	.000	7-12	.583	7	10	17	1.9	4	17-0	1	2	2	23	2.6	
Restani	13	145	9-28	.321	0-1	.000	3-4	.750	8	27	35	2.7	7	16-0	1	6	4	21	1.6	
SPURS	82		3698-7613	.486	64-252	.254	1812-2335	.776	1253	2537	3790	46.2	2257	2217-28	600	1276	555	9272	113.1	
OPPONENTS	82		3566-7385	.483	58-199	.291	1893-2497	.758	1151	2434	3585	43.7	2036	2179-30	611	1352	429	9083	110.8	

48-34 (FIRST IN MIDWEST DIVISION)

DATE	OPPONENT	W-L	SCORE	REC.	ATT.	HI-SCORER	HI-REBOUNDER
OCTOBER RECORD:							
10-30	@ Kansas City	W	113-102	1-0	11,010	35-Gervin	9-G. Johnson/Moore
10-31	DENVER	W	145-120	2-0	9,487	27-Gervin	14-Corzine
NOVEMBER RECORD:							
11-3	@ Phoenix	L	88-111	2-1	10,888	35-Gervin	9-G. Johnson/Corzine
11-4	CLEVELAND	W	128-102	3-1	11,276	39-Brewer	10-R. Johnson/Griffin
11-7	NEW YORK	W	103-96	4-1	10,428	40-Brewer	12-Olberding
11-10	LOS ANGELES	W	128-102	5-1	11,365	44-Brewer	12-Corzine
11-13	@ Seattle	W	119-112	6-1	15,433	47-Gervin	10-Corzine
11-15	@ Portland	W	110-105	7-1	12,666	23-Gervin	14-G. Johnson
11-17	@ Dallas	W	112-105	8-1	7,858	38-Gervin	10-Banks/Corzine
11-18	SEATTLE	W	111-93	9-1	12,258	33-Gervin	10-G. Johnson
11-20	@ Los Angeles	L	116-136	9-2	17,505	30-Gervin	11-R. Johnson
11-21	@ Golden State	L	122-129	9-3	12,801	30-Gervin/Olberding	12-Corzine
11-25	LOS ANGELES	L	96-117	9-4	13,653	24-Gervin	7-G. Johnson
11-27	NEW JERSEY	W	114-86	10-4	10,249	29-Gervin	9-Gervin
11-29	@ Milwaukee	L	89-105	10-5	10,602	33-Gervin	15-G. Johnson
DECEMBER RECORD:							
12-1	@ Washington	W	110-99	11-5	5,583	42-Gervin	13-R. Johnson
12-2	@ Philadelphia	W	108-101	12-5	15,015	31-Gervin	13-Corzine
12-4	PORTLAND	W	127-111	13-5	10,472	45-Gervin	10-Corzine
12-9	SEATTLE	W	110-99	14-5	8,334	25-Gervin	8-Gervin
12-11	@ Dallas	W	101-99	15-5	7,768	25-Brewer	6-G.J./Moore/Griffin
12-12	UTAH	W	111-97	16-5	9,842	40-Gervin	9-R. Johnson/G. Johnson
12-15	@ Utah	L	103-108	16-6	6,458	26-Gervin	10-Corzine/Corzine
12-18	PHOENIX	L	104-108	16-7	10,805	23-Gervin	15-Corzine
12-19	@ Denver	L	125-138	16-8	7,391	35-Gervin	9-Restani
12-23	@ San Diego	W	114-109	17-8	4,072	31-Gervin	11-Banks
12-26	ATLANTA	L	97-105	17-9	12,257	25-Gervin	15-Olberding
12-29	SAN DIEGO	W	119-107	18-9	9,843	46-Gervin	8-Olberding/Gervin
12-30	HOUSTON	W	109-104	19-9	11,246	42-Gervin	13-Gervin
JANUARY RECORD:							
1-2	DENVER	W	148-133	20-9	9,263	38-Gervin	14-Corzine
1-5	@ Portland	L	110-115	20-10	12,666	47-Gervin	11-Johnson
1-6	@ Utah	L	115-130	20-11	4,836	30-Mitchell	10-Mitchell
1-7	@ Golden State	W	123-112	21-11	8,055	45-Gervin	11-Corzine
1-9	KANSAS CITY	W	112-100	22-11	10,656	26-Gervin/Mitchell	9-Corzine
1-12	DALLAS	W	127-109	23-11	6,823	23-Mitchell/Banks	8-Johnson
1-15	HOUSTON	W	128-90	24-11	11,936	32-Gervin	10-Corzine
1-16	@ Houston	L	99-116	24-12	15,157	26-Gervin	13-Banks/Corzine
1-19	@ Phoenix	L	96-108	24-13	11,251	27-Gervin	10-Mitchell
1-21	UTAH	W	123-104	25-13	7,279	29-Gervin	17-Olberding
1-22	@ Atlanta	W	115-107	26-13	8,573	29-Gervin	13-Corzine
1-23	INDIANA	L	98-107	26-14	10,236	27-Gervin/Moore	6-Olberding
1-26	PHILADELPHIA	W	103-95	27-14	14,165	36-Gervin	11-Corzine
1-28	KANSAS CITY	W	126-115	28-14	7,339	37-Gervin	11-Johnson/Corzine
FEBRUARY RECORD:							
2-2	DALLAS	W	103-98	29-14	7,017	32-Gervin	10-Johnson
2-4	PHOENIX	W	118-112	30-14	10,838	39-Gervin	9-Johnson
2-5	@ Kansas City	L	102-109	30-15	7,505	25-Gervin	9-Johnson/Corzine
2-7	@ Golden State	L	111-116	30-16	10,777	38-Gervin	8-Mitchell/Olberding
2-9	WASHINGTON	L	110-112	30-17	10,146	42-Gervin	10-Corzine
2-12	@ Los Angeles	W	100-94	31-17	17,505	27-Gervin	13-Mitchell
2-14	SEATTLE	W	114-94	32-17	11,108	25-Olberding	16-Mitchell
2-17	DETROIT	W	126-112	33-17	8,736	49-Gervin	9-Corzine
2-19	@ Denver	W	126-121	34-17	11,918	38-Gervin	8-Corzine
2-20	SAN DIEGO	L	101-118	34-18	9,940	39-Gervin	8-Mitchell/Corzine
2-23	GOLDEN STATE	W	143-123	35-18	9,648	35-Gervin	7-Olber/Corzine/Banks
2-25	@ Detroit	W	119-116	36-18	11,368	40-Gervin	12-Olberding
2-26	@ Indiana	L	100-108	36-19	8,372	24-Gervin	9-Mitchell
2-28	@ Chicago	L	104-118	36-20	7,258	25-Gervin	10-Mitchell
MARCH RECORD:							
3-2	@ Houston	W	119-117	37-20	15,676	38-Gervin	11-Mitchell
3-4	BOSTON	L	101-110	37-21	14,858	48-Gervin	6-Lambert/Corz/Moore
3-6	MILWAUKEE	W	171-166 (3OT)	38-21	11,764	50-Gervin	11-Mitchell
3-8	DALLAS	L	113-121	38-22	8,284	38-Gervin	11-Corzine
3-9	@ San Diego	L	127-138	38-23	5,016	40-Gervin	10-Mitchell
3-12	PORTLAND	L	108-112	38-24	10,696	26-Mitchell	11-Mitchell/Banks
3-14	CHICAGO	W	119-117	39-24	9,237	37-Gervin	11-Mitchell
3-16	@ New York	W	114-91	40-24	10,545	33-Gervin/Mitchell	18-Corzine
3-17	@ New Jersey	L	90-93	40-25	13,526	24-Gervin	9-Banks
3-19	@ Boston	L	110-134	40-26	15,320	31-Gervin	10-Johnson
3-20	@ Cleveland	W	115-102	41-26	8,125	41-Gervin	13-Johnson
3-23	SAN DIEGO	W	106-98	42-26	8,980	27-Gervin	8-Banks
3-24	@ Denver	L	115-129	42-27	14,425	25-Gervin	12-Mitchell
3-26	LOS ANGELES	W	110-105	43-27	14,815	41-Mitchell	12-Mitchell
3-27	@ Utah	W	114-110	44-27	7,272	47-Gervin	10-Gervin
3-30	GOLDEN STATE	L	107-113	44-28	11,298	34-Gervin	11-Mitchell
APRIL RECORD:							
4-1	@ Portland	L	105-109	44-29	12,666	31-Mitchell	10-Johnson
4-2	@ Seattle	L	86-111	44-30	31,715	33-Gervin	11-Banks
4-4	HOUSTON	L	93-95	44-31	14,193	20-Gerv/Mitch/Olberding	11-Gervin
4-7	KANSAS CITY	W	118-113	45-31	8,759	40-Mitchell	10-Mitchell
4-10	@ Houston	L	100-105	45-32	15,676	38-Gervin	9-Olberding
4-11	@ Kansas City	W	126-121	46-32	4,929	34-Gervin	14-Corzine
4-13	DENVER	W	144-137	47-32	14,973	39-Gervin	18-Gervin
4-14	@ Phoenix	L	92-104	47-33	11,115	15-Mitchell/Gervin	10-Mitchell
4-16	@ Dallas	W	118-106	48-33	13,092	35-Gervin	6-Johnson/Moore
4-18	UTAH	L	128-120	48-34	9,741	16-Olberding/Gervin	12-Olberding

1982-83 RECAP



Gene Banks

RECORD

53-29 (31-10 home: 22-19 road)
First in Midwest Division

HONORS

George Gervin, All-NBA First Team
George Gervin, NBA All-Star
Artis Gilmore, NBA All-Star
Artis Gilmore, NBA FG Percentage Title
Mike Dunleavy,
NBA 3PT-FG Percentage Title

PLAYOFFS

Defeated Denver,
Western Conference Semifinals, 4-1
Lost to Los Angeles,
Western Conference Finals, 4-2

SPURS LEADERS

Scoring: George Gervin 26.2 ppg
Rebounding: Artis Gilmore 12.0 rpg
Assists: Johnny Moore 9.8 apg

Head Coach: Stan Albeck
Assistant: Morris McHone

1982-83 SEASON NOTES

- The Spurs made a big off-season deal sending Mark Olberding and Dave Corzine to Chicago in exchange for Artis Gilmore ... in his first season with the Spurs, Gilmore averaged 18.0 points and 12.0 rebounds per game ... he was named to the 1983 All-Star Team and led the NBA in FG percentage with a .626 (556-888) mark.
- George Gervin scored his 20,000th professional point on 11/13 vs. Seattle.
- The Spurs claimed their third straight Midwest Division Title and made their second straight trip to the Western Conference Finals.
- The Spurs announced their All-Decade Team on 4/15 ... the team was made-up of George Gervin, James Silas, Mike Mitchell, Mark Olberding and Artis Gilmore.
- On 4/26 the Spurs defeated Denver 152-133 in the Western Conference Semifinals ... the 285 combined points scored that night is the second highest two-team total in NBA Playoff history ... the 152 points scored by the Spurs is a club-record for the most points scored in a postseason contest.

1982-83 SPURS FINAL STATISTICS (53-29)


			3-POINT						REBOUNDING									SCORING	
PLAYER	G	MIN	FGM-FGA	PCT.	FGM-FGA	PCT.	FTM-FTA	PCT.	OFF	DEF	TOT	AVG.	AST	PF-DQ	STL	TO	BLK	PTS	AVG.
Gervin	78	2830	757-1553	.487	12-33	.375	517-606	.853	111	246	357	4.6	264	243-5	88	247	67	2043	26.2
Mitchell	80	2803	686-1342	.511	0-3	.000	219-289	.758	188	349	537	6.7	98	248-6	57	126	52	1591	19.9
Gilmore	82	2797	556-888	.626	0-6	.000	367-496	.740	299	685	984	12.0	126	273-4	40	254	192	1479	18.0
Banks	81	2722	505-919	.550	0-5	.000	196-278	.705	222	390	612	7.6	279	229-3	78	171	21	1206	14.9
Moore	77	2552	394-841	.468	5-22	.227	148-199	.744	65	212	277	3.6	753	247-2	194	226	32	941	12.2
Jones	28	622	92-185	.497	0-3	.000	84-114	.737	56	121	177	6.3	20	107-5	14	43	31	268	9.6
Dunleavy	79	1619	213-510	.418	67-194	.345	120-154	.779	18	116	134	1.7	437	210-1	74	160	4	613	7.8
Sanders	26	393	76-157	.484	0-2	.000	31-43	.721	31	63	94	3.6	19	57-0	18	28	6	183	7.0
Willoughby	52	1062	136-295	.461	6-13	.462	41-53	.774	61	129	190	3.6	56	123-0	24	56	16	319	6.1
Phlegley	62	599	120-267	.449	3-14	.214	43-56	.768	39	45	84	1.4	60	92-0	30	49	8	286	4.6
Paultz	7	125	12-27	.444	0-0	.000	1-2	.500	10	23	33	5.5	4	14-0	5	6	6	25	3.6
Griffin	53	956	60-116	.517	0-0	.000	53-76	.697	77	139	216	4.1	86	153-0	33	68	25	173	3.3
Robinson	35	147	35-97	.361	1-11	.091	30-45	.667	6	11	17	0.5	21	18-0	4	13	2	101	2.9
Rains	34	292	33-83	.398	0-1	.000	29-43	.674	25	19	44	1.3	22	35-0	10	25	1	95	2.8
Crompton	14	148	14-34	.412	0-0	.000	3-5	.600	18	30	48	3.4	7	25-0	3	5	5	31	2.2
Smith	7	25	5-11	.455	0-1	.000	2-2	1.000	0	3	3	0.4	2	6-0	1	3	0	12	1.7
Johnstone	7	54	2-10	.200	0-0	.000	3-5	.600	4	12	16	2.2	1	9-0	1	4	1	7	1.0
Dietrick	8	34	1-5	.200	0-0	.000	0-2	.000	2	6	8	1.0	6	6-0	1	1	0	2	0.3
SPURS	82		3697-7340	.504	94-308	.305	1887-2468	.765	1232	2599	3831	46.7	2261	2095-26	675	1504	469	9375	114.3
OPPONENTS	82		3654-7531	.485	51-201	.254	1716-2239	.766	1160	2263	3423	41.6	2329	2199-37	654	1430	457	9075	110.7

53-29 (FIRST IN MIDWEST DIVISION)

DATE	OPPONENT	W-L	SCORE	REC.	ATT.	HI-SCORER	HI-REBOUNDER
OCTOBER RECORD: 2-0 (HOME: 1-0, ROAD: 1-0)							
10-29	@ Utah	W	120-114	1-0	8,436	28-Gervin/Mitchell	16-Gilmore
10-30	PORTLAND	W	112-107	2-0	12,150	31-Gervin	9-Gilmore
NOVEMBER RECORD: 10-6 (HOME: 6-2, ROAD: 4-4)							
11-3	@ Seattle	L	107-109	2-1	9,808	26-Gervin	11-Gilmore
11-4	@ Portland	W	108-107 (OT)	3-1	12,666	27-Mitchell	9-Mitchell
11-5	@ Golden State	W	105-104	4-1	10,590	23-Gilmore	16-Gilmore
11-7	PHOENIX	W	101-100	5-1	9,448	47-Gervin	20-Gilmore
11-9	UTAH	W	118-104	6-1	10,780	25-Mitchell	15-Gilmore
11-11	@ San Diego	L	105-109	6-2	4,157	42-Gervin	10-Banks
11-13	SEATTLE	L	98-107	6-3	14,814	24-Gervin	15-Gilmore
11-16	KANSAS CITY	L	102-105	6-4	8,943	27-Gervin	14-Gilmore
11-17	@ Washington	W	114-112	7-4	6,889	40-Gervin	11-Gilmore
11-19	@ Boston	L	111-119	7-5	15,320	31-Gervin	8-Mitchell
11-20	GOLDEN STATE	W	134-112	8-5	8,369	33-Gervin	10-Banks
11-23	DENVER	W	136-126	9-5	6,518	28-Banks	13-Banks
11-24	@ Denver	L	123-129	9-6	13,011	34-Gervin	14-Banks
11-26	CHICAGO	W	122-120	10-6	9,106	44-Gervin	15-Banks
11-27	@ Dallas	W	107-106	11-6	15,517	45-Gervin	11-Mitchell/Gilmore
11-30	LOS ANGELES	W	117-114	*11-6	12,115	25-Mitchell	16-Gilmore
DECEMBER RECORD: 9-6 (HOME: 4-3, ROAD: 5-3)							
12-1	@ Detroit	L	97-115	11-7	9,284	38-Gervin	13-Gilmore
12-3	HOUSTON	W	88-78	12-7	7,691	28-Mitchell	13-Mitchell
12-4	@ Houston	L	101-94	12-8	7,153	27-Gervin	16-Gilmore
12-7	DALLAS	W	106-92	13-8	7,940	26-Gervin	13-Gilmore
12-8	@ Kansas City	W	102-101 (OT)	14-8	6,211	25-Gervin	18-Gilmore
12-10	@ New Jersey	W	114-102	15-8	11,686	26-Gervin	13-Banks
12-11	KANSAS CITY	L	110-122	15-9	9,044	24-Mitchell	11-Banks
12-14	@ Houston	W	102-93	16-9	6,871	29-Gervin	8-Gervin
12-16	@ Denver	W	120-108	17-9	10,815	29-Moore	11-Banks
12-17	UTAH	W	110-103	18-9	7,031	26-Mitchell	19-Gilmore
12-19	@ Milwaukee	L	98-113	18-10	10,032	22-Mitchell/Gilmore	7-Mitchell/Gilmore
12-21	PHOENIX	L	113-114	18-11	8,475	23-Mitchell	17-Banks
12-26	PHILADELPHIA	L	122-124	18-12	14,599	27-Gilmore	19-Gilmore
12-29	SAN DIEGO	W	124-115	19-12	10,247	24-Gilmore	13-Gilmore
12-30	@ Chicago	W	105-102	20-12	7,280	22-Moore	10-Mitchell/Gilmore
JANUARY RECORD: 9-6 (HOME: 5-2, ROAD: 4-4)							
1-2	@ Cleveland	W	103-95	21-12	3,010	33-Mitchell	10-Phegley
1-4	@ Atlanta	W	104-95	22-12	5,139	23-Gilmore	13-Gilmore
1-5	@ Dallas	L	131-136	22-13	10,008	26-Gilmore	6-Mitchell/Gilmore
1-7	BOSTON	L	113-116	22-14	14,329	25-Gilmore	14-Gilmore
1-11	DALLAS	W	109-101	23-14	8,224	26-Banks	21-Gilmore
1-12	@ Kansas City	L	113-118	23-15	8,719	29-Gervin	11-Banks/Gilmore
1-14	HOUSTON	W	96-92	24-15	8,809	23-Gervin	14-Gilmore
1-15	WASHINGTON	W	117-96	25-15	9,817	31-Gervin	17-Gilmore
1-18	DENVER	W	143-124	26-15	8,424	30-Banks	14-Gilmore
1-19	@ Phoenix	L	113-118	26-16	11,004	29-Gervin	8-Gervin
1-21	@ Los Angeles	L	110-119	26-17	17,505	36-Gervin	14-Gilmore
1-23	PORTLAND	L	107-108	26-18	8,112	24-Gilmore/Dunleavy	11-Mitchell/Gilmore
1-25	@ Utah	W	116-106	27-18	8,688	40-Gilmore	18-Gilmore
1-27	@ Indiana	W	143-138	28-18	3,625	39-Gilmore	16-Gilmore
1-29	NEW JERSEY	W	120-109	29-18	11,945	32-Banks	15-Gilmore
FEBRUARY RECORD: 6-5 (HOME: 4-2, ROAD: 2-3)							
2-2	NEW YORK	L	98-109	29-19	8,313	33-Gervin	16-Gilmore
2-4	@ Seattle	L	103-115	29-20	13,082	24-Gervin	9-Banks
2-5	@ Golden State	L	102-106	29-21	8,766	32-Mitchell	8-Gilmore
2-8	DETROIT	W	147-143 (OT)	30-21	7,518	41-Gervin	15-Gilmore
2-10	GOLDEN STATE	W	128-109	31-21	8,384	38-Gervin	12-Gilmore
2-15	@ Los Angeles	W	124-103	32-21	15,111	40-Gervin	9-Banks
2-16	@ Utah	L	101-112	32-22	8,085	26-Mitchell	21-Gilmore
2-20	ATLANTA	W	103-100	33-22	9,408	26-Mitchell	17-Gilmore
2-23	PORTLAND	W	124-114	34-22	8,450	32-Mitchell	13-Gilmore
2-25	@ Kansas City	W	131-125	35-22	9,079	42-Gervin	13-Jones
2-26	MILWAUKEE	L	104-107	35-23	12,439	22-Gervin	17-Gilmore
MARCH RECORD: 10-4 (HOME: 7-0, ROAD: 3-4)							
3-1	SEATTLE	W	119-104	36-23	7,988	33-Mitchell	18-Gilmore
3-2	@ Phoenix	L	106-110	36-24	10,666	31-Gervin	11-Gilmore
3-4	@ San Diego	W	107-99	37-24	4,585	24-Gervin	12-Banks
3-5	CLEVELAND	W	117-98	38-24	7,252	23-Gilmore	10-Jones
3-8	@ Denver	L	118-129	38-25	15,033	21-Mitchell	7-Banks/Gervin/Jones
3-9	PHOENIX	W	108-105	39-25	8,201	22-Gervin	11-Banks
3-12	GOLDEN STATE	W	131-120	40-25	9,805	32-Gilmore	14-Gilmore
3-15	SAN DIEGO	W	130-109	41-25	8,278	21-Gervin	10-Sanders
3-17	@ San Diego	W	111-101	42-25	4,076	28-Gervin	11-Gilmore
3-19	INDIANA	L	138-118	43-25	10,355	23-Mitchell	17-Gilmore
3-22	@ Portland	L	102-119	43-26	12,666	20-Gervin/Moore	7-Gilmore/Moore
3-23	@ Seattle	L	117-137	43-27	14,203	31-Gilmore	11-Gilmore
3-25	@ Los Angeles	W	132-120	44-27	17,505	33-Gilmore	10-Gilmore
3-29	DENVER	W	136-129	45-27	12,477	32-Gilmore	14-Gilmore
APRIL RECORD: 7-2 (HOME: 4-1, ROAD: 3-1)							
4-1	HOUSTON	W	124-99	46-27	8,958	24-Gervin	17-Gilmore
4-2	@ Houston	W	112-101	47-27	6,121	27-Gervin	20-Gilmore
4-5	KANSAS CITY	W	130-113	48-27	7,887	21-Mitchell/Gervin	13-Gilmore
4-6	@ Philadelphia	W	112-109	49-27	13,706	32-Gervin	10-Gilmore
4-8	@ New York	L	100-102 (OT)	49-28	10,975	28-Mitchell	12-Mitchell/Gilmore
4-9	DALLAS	L	110-122	49-29	10,659	32-Mitchell	12-Gilmore
4-13	LOS ANGELES	W	114-109	*51-29	15,782	44-Banks	12-Gilmore
4-15	UTAH	W	121-118	52-29	8,405	23-Mitchell	12-Paultz
4-16	@ Dallas	W	132-120	53-29	14,453	40-Gervin	11-Gilmore

*Protected Game from 11-30-82

1983-84 RECAP



George Gervin

RECORD

37-45 (28-13 home: 9-32 road)
Fifth in Midwest Division

HONORS

George Gervin, All-NBA Second Team
George Gervin, NBA All-Star
Artis Gilmore, NBA FG Percentage Title

PLAYOFFS

None

SPURS LEADERS

Scoring: George Gervin 25.9 ppg
Rebounding: Artis Gilmore 10.3 rpg
Assists: John Lucas 10.7 apg

Head Coach: Morris McHone/Bob Bass
Assistant: Allan Bristow

1983-84 SEASON NOTES

- Morris McHone replaced Stan Albeck as head coach in June ... the Spurs received Fred Roberts and other considerations from New Jersey in exchange for being allowed to sign Albeck ... McHone lasted less than two months as the Spurs head coach as he was replaced by Bob Bass on 12/28.
- Rookie guard John Paxson was an instant contributor and free agent John Lucas went on to lead the Spurs in assists after starting the season in the CBA and being signed by the Spurs on 12/4.
- The Spurs retired James Silas' #13 jersey on 2/28 when San Antonio hosted Dallas.
- On 4/15, in the final game of the season, John Lucas set a Spurs franchise record, handing out 24 assists in a 157-154 win over the Nuggets ... in the game, Lucas set an NBA record for the most assists in a quarter with 14.
- Artis Gilmore led the NBA in field goal percentage for the second straight season, shooting .631 (351-556) from the field ... Johnny Moore and John Lucas were both among the top-five in the NBA in assists - Lucas was fourth with 10.7 apg while Moore was fifth with 9.6 apg.


1983-84 SPURS FINAL STATISTICS (37-45)

			3-POINT						REBOUNDING									SCORING	
PLAYER	G	MIN	FGM-FGA	PCT.	FGM-FGA	PCT.	FTM-FTA	PCT.	OFF	DEF	TOT	AST	PF-DQ	STL	TO	BLK	PTS	AVG.	
Gervin	76	2584	765-1561	.490	10-24	.417	427-507	.842	106	207	313	220	219-3	79	224	47	1967	25.9	
Mitchell	79	2853	779-1597	.488	6-14	.429	275-353	.779	188	382	570	93	251-6	62	141	73	1839	23.3	
Gilmore	64	2034	351-556	.631	0-3	.000	280-390	.718	213	449	662	70	229-4	36	149	132	982	15.3	
Banks	80	2600	424-747	.568	1-6	.167	200-270	.741	204	378	582	254	256-5	105	166	23	1049	13.1	
Lucas	63	1807	275-595	.462	19-69	.275	120-157	.764	23	157	180	673	123-1	92	147	5	689	10.9	
Jones	81	1770	322-644	.500	6-19	.316	176-242	.727	143	306	449	85	298-7	64	125	107	826	10.2	
Moore	59	1650	231-518	.446	28-87	.322	105-139	.755	37	141	178	566	168-2	123	143	20	595	10.1	
Edmonson	40	521	135-274	.493	0-0	.000	76-101	.752	40	30	70	27	67-1	22	45	6	346	8.7	
Brewer	40	782	152-345	.441	3-13	.231	41-50	.820	17	33	50	44	54-0	18	33	16	348	8.7	
Roberts	79	1531	214-399	.536	1-4	.250	144-172	.837	102	202	304	98	219-4	52	100	38	573	7.3	
McNamara	70	1037	157-253	.621	0-0	.000	74-157	.471	137	180	317	31	138-2	14	89	12	388	5.5	
Williams	19	200	25-58	.431	0-1	.000	25-32	.781	4	9	13	43	42-1	8	22	4	75	3.9	
Paxson	49	458	61-137	.445	4-22	.182	16-26	.615	4	29	33	149	47-0	10	32	2	142	2.9	
Battton	4	31	5-10	.500	0-0	.000	0-0	.000	1	3	4	3	5-0	0	4	3	10	2.5	
Phegley	3	11	2-4	.500	1-1	1.000	2-2	1.000	0	2	2	2	1-0	0	1	0	7	2.3	
Lockhart	2	14	2-2	1.000	0-0	.000	0-0	.000	0	3	3	0	5-0	0	2	0	4	2.0	
Miller	2	8	2-3	.667	0-0	.000	0-0	.000	2	3	5	1	5-0	0	0	1	4	2.0	
Robisch	4	37	4-8	.500	0-0	.000	0-0	.000	2	6	8	1	8-1	0	1	0	8	2.0	
Weidner	8	38	2-9	.222	0-0	.000	4-4	1.000	4	7	11	0	5-0	0	2	2	8	1.0	
Lingenfelter	3	14	1-1	1.000	0-0	.000	0-2	.000	3	1	4	1	6-0	0	1	0	2	0.7	
SPURS	82		3909-7721	.506	79-263	.300	1965-2604	.755	1230	2528	3758	2361	2146-37	685	1447	491	9862	120.3	
OPPONENTS	82		3996-7910	.505	52-216	.241	1840-2427	.758	1293	2455	3748	2518	2187-39	652	1427	464	9884	120.5	

37-45 (FIFTH IN MIDWEST DIVISION)

DATE	OPPONENT	W-L	SCORE	REC.	ATT.	HI-SCORER	HI-REBOUNDER
OCTOBER RECORD: 1-1 (HOME: 1-0, ROAD: 0-1)							
10-29	@ Houston	L	100-106	0-1	14,116	23-Mitchell	10-Gilmore
10-30	DALLAS	W	123-101	1-1	8,219	35-Gervin	10-Gilmore
NOVEMBER RECORD: 5-11 (HOME: 5-3, ROAD: 0-8)							
11-1	PORTLAND	L	124-126	1-2	7,612	27-Banks	10-Banks
11-3	@ Phoenix	L	120-142	1-3	9,166	21-Gilmore	8-Mitchell
11-5	@ Utah	L	118-124	1-4	6,704	36-Gervin	9-Banks
11-6	SEATTLE	W	132-115	2-4	7,556	32-Gervin	10-Gilmore
11-9	UTAH	W	105-99	3-4	10,579	25-Banks	15-Gilmore
11-11	@ Dallas	L	105-112	3-5	13,010	23-Gilmore	15-Gilmore
11-12	DENVER	W	126-107	4-5	8,258	22-Banks/Edmonson	15-Gilmore
11-15	@ Golden State	L	112-115	4-6	7,450	39-Gervin	10-Banks
11-17	KANSAS CITY	L	126-129	4-7	7,192	35-Gervin	10-Gilmore
11-19	NEW JERSEY	W	109-100	5-7	8,890	32-Gervin	14-Gilmore
11-22	@ Dallas	W	117-118	5-8	11,220	21-Moore	9-Gilmore
11-23	PHILADELPHIA	L	106-113	5-9	13,825	25-Gervin	20-Gilmore
11-25	SAN DIEGO	W	133-120	6-9	8,562	36-Gervin	14-Gilmore
11-27	@ Cleveland	L	106-114	6-10	3,782	25-Gervin	9-Gilmore
11-29	@ New York	L	106-118	6-11	9,632	30-Gervin	17-Gilmore
11-30	@ Boston	L	106-130	6-12	14,890	33-Gervin	11-Mitchell
DECEMBER RECORD: 6-8 (HOME: 5-2, ROAD: 1-6)							
12-2	CHICAGO	W	123-94	7-12	7,948	32-Gervin	11-Gilmore
12-4	PHOENIX	L	106-122	7-13	7,941	21-Gervin	14-Gilmore
12-6	@ Portland	L	118-130	7-14	12,666	23-Mitchell	10-Gilmore
12-7	@ San Diego	L	102-106	7-15	4,150	34-Gervin	10-Moore
12-9	Utah @ Las Vegas	W	126-117	8-15	7,258	36-Mitchell	12-Mitchell
12-10	WASHINGTON	W	125-102	9-15	7,654	34-Gervin	11-Gilmore
12-14	SAN DIEGO	W	129-114	10-15	9,209	25-Gervin	12-Banks
12-16	INDIANA	W	120-92	11-15	7,856	22-Banks	13-Banks
12-17	@ Atlanta	L	108-113	11-16	5,246	33-Mitchell	12-Gilmore
12-20	@ Washington	L	106-108 (OT)	11-17	6,562	43-Gervin	19-Gilmore
12-21	@ Philadelphia	L	121-122	11-18	13,278	43-Gervin	9-Mitchell
12-23	@ Kansas City	L	122-126	11-19	5,356	30-Gilmore	11-Gilmore
12-27	BOSTON	L	100-115	11-20	13,112	18-Gervin	9-Mitchell
12-29	KANSAS CITY	W	136-127	12-20	8,572	44-Gervin	16-Gilmore
JANUARY RECORD: 8-5 (HOME: 7-1, ROAD: 1-4)							
1-3	UTAH	W	137-124	13-20	7,830	35-Gervin	11-Gilmore
1-6	@ Los Angeles	W	124-117	14-20	17,505	27-Mitchell	12-Banks
1-7	@ Golden State	L	133-154	14-21	11,491	26-Gilmore	11-Mitchell
1-10	@ Portland	L	120-133	14-22	12,666	26-Gilmore	9-Gilmore
1-11	@ Denver	L	155-163	14-23	9,429	36-Gervin	9-Banks
1-13	HOUSTON	W	133-103	15-23	12,935	40-Gervin	14-Banks
1-15	PORTLAND	W	126-111	16-23	9,890	34-Gervin	14-Gilmore
1-18	DENVER	W	148-127	17-23	8,679	37-Gervin	21-Gilmore
1-20	@ Houston	L	104-138	17-24	13,577	24-Gilmore	8-Gilmore
1-21	LOS ANGELES	W	113-108	18-24	13,972	19-Mitchell	18-Gilmore
1-24	SEATTLE	W	117-109	19-24	8,179	35-Gervin	12-Banks
1-26	GOLDEN STATE	W	123-116	20-24	7,926	39-Gervin	12-Gilmore
1-31	NEW YORK	L	113-117	20-25	8,153	41-Gervin	14-Gilmore
FEBRUARY RECORD: 5-11 (HOME: 0-6, ROAD: 5-5)							
2-2	@ Golden State	L	107-117	20-26	5,802	40-Gervin	10-Gilmore
2-3	@ Seattle	L	106-121	20-27	9,590	18-Banks	10-Gilmore
2-5	LOS ANGELES	L	98-110	20-28	10,414	23-Gilmore	10-Lucas
2-7	@ Phoenix	L	131-136	20-29	9,323	25-Lucas	10-Mitchell
2-8	KANSAS CITY	L	110-118	20-30	7,137	33-Mitchell	11-Mitchell
2-10	@ Milwaukee	W	132-127	21-30	10,489	29-Lucas	10-Gilmore
2-11	@ Detroit	W	123-118	22-30	35,364	27-Mitchell	11-Gilmore
2-13	@ Indiana	W	117-108	23-30	8,234	26-Gervin	10-Gilmore
2-15	@ New Jersey	W	114-108	24-30	10,878	30-Mitchell	9-Mitchell
2-17	@ Chicago	W	111-109	25-30	5,894	32-Gervin	9-Gilmore
2-19	DETROIT	L	140-142 (OT)	25-31	12,507	47-Mitchell	10-Jones
2-21	PHOENIX	L	111-114 (OT)	25-32	10,397	20-Brewer/Jones	18-Gilmore
2-22	@ Denver	L	121-127	25-33	11,818	22-Brewer	10-Banks
2-23	@ Utah	L	142-143 (2OT)	25-34	10,358	41-Mitchell	10-Mitchell
2-25	MILWAUKEE	L	119-130	25-35	9,670	20-Banks	11-Roberts
2-28	DALLAS	L	104-116	25-36	7,583	44-Mitchell	10-Jones
MARCH RECORD: 7-7 (HOME: 6-1, ROAD: 1-6)							
3-1	@ Portland	L	96-121	25-37	12,666	17-Mitchell	12-Mitchell
3-3	@ Phoenix	L	106-120	25-38	10,875	30-Mitchell	11-Jones
3-6	CLEVELAND	W	129-122	26-38	5,833	37-Mitchell	11-Lucas
3-10	HOUSTON	W	123-118	27-38	11,647	36-Mitchell	10-Banks/McNamara
3-13	DALLAS	W	137-131 (2OT)	28-38	8,315	34-Gervin	25-Jones
3-15	@ Los Angeles	L	124-143	28-39	17,505	31-Mitchell	9-Jones
3-16	@ Seattle	L	123-126	28-40	10,706	27-Mitchell	14-Mitchell
3-18	@ San Diego	W	140-135	29-40	4,357	42-Gervin	8-McNamara
3-20	ATLANTA	W	135-132 (3OT)	30-40	8,505	43-Mitchell	15-Jones
3-22	UTAH	W	129-126	31-40	9,833	39-Mitchell	10-Banks
3-24	@ Kansas City	L	118-125	31-41	13,747	28-Gervin	8-Mitchell
3-27	GOLDEN STATE	W	117-116 (OT)	32-41	9,373	25-Mitchell	11-Banks/Jones
3-30	@ Denver	L	136-145	32-42	13,329	33-Mitchell	10-Banks/McNamara
3-31	SEATTLE	L	106-124	32-43	10,649	17-Mitchell/Jones	15-Roberts
APRIL RECORD: 5-2 (HOME: 4-0, ROAD: 1-2)							
4-3	LOS ANGELES	W	137-109	33-43	9,790	28-Mitchell	8-Mitchell/Gilmore
4-6	@ Dallas	L	118-131	33-44	14,575	35-Mitchell	12-Jones
4-7	SAN DIEGO	W	126-112	34-44	9,435	34-Mitchell	9-Jones/McNamara
4-10	HOUSTON	W	121-111	35-44	7,996	39-Gervin	12-Banks
4-12	@ Kansas City	L	102-114	35-45	12,994	25-Mitchell/Gervin	14-Gilmore
4-13	@ Houston	W	129-128 (OT)	36-45	10,789	28-Banks	13-Banks/Gilmore
4-15	DENVER	W	157-154	37-45	6,267	25-Paxson	12-Banks

1984–85 RECAP



Mike Mitchell

RECORD

41-41 (30-11 home: 11-30 road)
Tied for fourth in Midwest Division

HONORS

George Gervin, NBA All-Star

PLAYOFFS

Lost to Denver, First Round, 3-2

SPURS LEADERS

Scoring: Mike Mitchell 22.2 ppg
Rebounding: Artis Gilmore 10.4 rpg
Assists: Johnny Moore 10.0 apg

Head Coach: Cotton Fitzsimmons
Assistants: Scotty Robertson
& Gary Fitzsimmons

1984-85 SEASON NOTES

- Cotton Fitzsimmons was named head coach in May.
- The Spurs welcomed several new faces during the season ... first round draft pick Alvin Robertson was an instant contributor as a rookie ... guard John Lucas was traded to Houston on 10/4/84 ... then in December the Spurs made four deals in a 10-day period: Mark McNamara was sent to Kansas City for Billy Knight ... Jeff Cook was obtained from Cleveland in exchange for Edgar Jones and cash ... Marc Iavaroni was acquired from the Sixers for a draft choice ... and, finally, Fred Roberts was shipped to Utah for a pair of second round picks.
- Mike Mitchell led the team in scoring, averaging 22.2 ppg ... this broke a streak of eight straight seasons in which George Gervin had led the Spurs in scoring ... Mitchell and Gervin both hit point plateaus during the season ... Mitchell scored his 10,000th career point vs. Cleveland on 11/10 and Iceman scored his 25,000th point on 2/22 at Phoenix.
- Johnny Moore finished the season ranked third in the NBA in assists, with 10.0 apg, and ranked second in the league in steals, with 2.79 spg ... Moore turned in one of the best games of his career vs. Golden State on 1/8 when he finished with 26 points, 13 assists, 11 rebounds and 9 steals.
- The Spurs set a franchise record, shooting .513 percent from the field during the 1984–85 season.


1984-85 SPURS FINAL STATISTICS (41-41)

			3-POINT						REBOUNDING								SCORING	
PLAYER	G	MIN	FGM-FGA	PCT.	FGM-FGA	PCT.	FTM-FTA	PCT.	OFF	DEF	TOT	AST	PF-DQ	STL	TO	BLK	PTS	AVG.
Mitchell	82	2853	775-1558	.497	5-23	.217	269-346	.777	145	272	417	151	219-1	61	144	27	1824	22.2
Gervin	72	2091	600-1182	.508	0-10	.000	324-834	.844	79	155	234	178	208-2	66	198	48	1524	21.2
Gilmore	81	2756	532-854	.623	0-2	.000	484-646	.749	231	615	846	131	306-4	40	241	173	1548	19.1
Moore	82	2689	416-910	.457	25-89	.281	189-248	.762	94	284	378	816	247-3	229	236	18	1046	12.8
Banks	82	2091	289-493	.586	1-3	.333	199-257	.774	133	312	445	234	220-3	65	140	13	778	9.5
Robertson	79	1685	299-600	.498	4-11	.364	124-169	.734	116	149	265	275	217-1	127	167	24	726	9.2
E. Jones	18	322	44-91	.484	0-1	.000	41-51	.804	16	46	62	18	52-1	9	28	18	129	7.2
Iavaroni	57	1178	150-323	.464	0-4	.000	81-122	.664	84	191	275	113	193-5	31	103	32	381	6.7
Paxson	78	1259	196-385	.509	10-34	.294	84-100	.840	19	49	68	215	117-0	45	81	3	486	6.2
Knight	52	611	125-285	.439	10-24	.417	51-57	.895	40	56	96	59	48-0	14	57	1	311	6.0
Roberts	22	305	44-98	.449	0-0	.000	29-38	.763	10	25	35	22	45-0	10	21	12	117	5.3
Cook	54	848	92-174	.529	0-0	.000	30-37	.811	81	129	210	39	150-2	25	32	14	214	4.0
Brewer	9	81	13-34	.382	0-0	.000	7-7	1.000	1	2	3	6	8-0	1	4	1	33	3.7
O. Jones	67	888	106-180	.589	0-1	.000	33-83	.398	65	173	238	56	139-1	30	61	57	245	3.7
Thirkill	2	52	5-11	.455	0-0	.000	5-6	.833	5	2	7	3	5-0	2	2	1	15	7.5
McNamara	12	63	12-18	.667	0-0	.000	9-18	.500	7	10	17	0	5-0	2	6	1	33	2.8
Townes	1	8	0-6	.000	0-0	.000	2-2	1.000	1	0	1	0	1-0	0	0	0	2	2.0
SPURS	82		3698-7202	.513	55-202	.272	1961-2571	.763	1127	2470	3597	2316	2180-23	757	1542	443	9412	114.9
OPPONENTS	82		3644-7348	.496	72-242	.298	1977-2548	.776	1136	2265	3401	2283	2154-26	749	1489	472	9337	113.8

41-41 (TIED FOR FOURTH IN MIDWEST DIVISION)

DATE	OPPONENT	W-L	SCORE	REC.	ATT.	HI-SCORER	HI-REBOUNDER
OCTOBER RECORD: 2-0 (HOME: 2-0)							
10-27	LA LAKERS	W	113-112	1-0	13,506	32-Gervin	11-Gilmore
10-30	DENVER	W	126-118	2-0	6,677	18-Gervin/Moore	9-O. Jones
NOVEMBER RECORD: 5-9 (HOME: 4-3, ROAD: 1-6)							
11-1	@ Golden State	W	123-108	3-0	3,980	33-Mitchell	12-Gilmore
11-2	@ LA Lakers	L	100-119	3-1	13,550	20-Mitchell	7-O. Jones/Robertson
11-4	NEW YORK	W	131-130 (OT)	4-1	8,033	30-Gervin	20-Gilmore
11-6	SEATTLE	W	99-91	5-1	8,065	20-Gilmore	15-Gilmore
11-7	@ Utah	L	124-136	5-2	8,814	35-Gervin	14-Gilmore
11-10	CLEVELAND	W	127-103	6-2	9,939	42-Gervin	15-Gilmore
11-13	@ Chicago	L	117-120	6-3	9,866	26-Gervin	8-O. Jones
11-14	@ Washington	L	106-125	6-4	5,014	19-Mitchell	10-O. Jones
11-16	@ Indiana	L	117-128 (OT)	6-5	10,074	33-Gilmore	14-Gilmore
11-17	@ Houston	L	133-141	6-6	16,016	26-Gervin	8-Gilmore/E. Jones
11-21	DETROIT	W	101-114	6-7	8,524	25-Gilmore	12-Gilmore
11-24	UTAH	L	117-123	6-8	8,164	27-Gilmore	15-Gilmore
11-27	HOUSTON	L	97-114	6-9	11,930	23-Gilmore	9-Gilmore/O. Jones
11-29	DALLAS	W	124-118	7-9	7,069	30-Gervin	14-Gilmore
DECEMBER RECORD: 7-9 (HOME: 5-1, ROAD: 2-8)							
12-1	LA CLIPPERS	W	142-110	8-9	7,790	19-Mitchell	9-Banks
12-4	ATLANTA	W	114-106	9-9	8,044	24-Gilmore	15-Gilmore
12-6	@ Portland	L	96-113	9-10	12,666	30-Gervin	9-Gilmore
12-7	@ Seattle	W	117-114	10-10	5,950	30-Gilmore	8-Gilmore/Banks
12-9	@ LA Clippers	L	123-126	10-11	7,092	25-Mitchell	11-O. Jones
12-11	@ Kansas City	L	120-121	10-12	5,667	27-Gilmore	8-Gilmore
12-12	DENVER	W	126-106	11-12	7,077	13-Gilmore	10-Moore
12-14	@ Dallas	L	102-119	11-13	16,537	17-Gervin	9-Gilmore
12-15	PHOENIX	W	120-111	12-13	8,413	38-Mitchell	16-Gilmore
12-18	@ Cleveland	L	110-118	12-14	3,370	32-Mitchell	9-Iavaroni
12-19	@ Philadelphia	L	118-123	12-15	12,153	26-Moore	10-Banks
12-21	@ New Jersey	W	122-116	13-15	10,615	30-Gervin	11-Gilmore
12-22	@ Milwaukee	L	90-101	13-16	9,587	23-Mitchell	8-Iavaroni
12-26	@ Denver	L	119-130	13-17	7,673	33-Gervin	17-Gilmore
12-27	PORTLAND	W	141-120	14-17	7,782	31-Gervin	15-Gilmore
12-29	BOSTON	L	112-120	14-18	15,180	26-Gilmore	19-Gilmore
JANUARY RECORD: 8-5 (HOME: 6-2, ROAD: 2-3)							
1-3	DALLAS	W	116-115	15-18	7,068	33-Gervin	10-Banks/Moore
1-6	@ LA Lakers	L	96-99	15-19	13,513	27-Moore	8-Iavaroni/Gilmore
1-8	GOLDEN STATE	W	130-94	16-19	6,578	26-Moore	12-Iavaroni
1-11	PORTLAND	L	103-123	16-20	9,277	23-Gervin	10-Gilmore
1-15	UTAH	W	121-101	17-20	6,886	27-Robertson	10-Gilmore/Moore
1-17	@ Kansas City	W	141-130	18-20	5,995	32-Banks	10-Banks
1-19	PHOENIX	W	106-100	19-20	10,580	26-Gilmore	16-Gilmore
1-22	KANSAS CITY	W	117-113	20-20	7,958	26-Robertson	16-Gilmore
1-23	@ Dallas	L	110-122	20-21	17,007	26-Gervin	9-Gilmore
1-25	@ Houston	W	122-107	21-21	13,169	42-Gervin	10-Gilmore
1-27	MILWAUKEE	L	93-106	21-22	9,511	35-Mitchell	13-Gilmore
1-29	NEW JERSEY	W	130-127	22-22	7,007	47-Gervin	13-Gilmore
1-31	@ Seattle	L	94-96	22-23	5,826	20-Mitchell	12-Gilmore
FEBRUARY RECORD: 6-8 (HOME: 4-2, ROAD: 2-6)							
2-1	@ Portland	W	104-93	23-23	12,666	40-Mitchell	10-Gilmore
2-2	@ Utah	L	104-105	23-24	11,963	33-Gervin	10-Gilmore
2-4	GOLDEN STATE	W	114-109 (OT)	24-24	6,918	27-Gervin	13-Gilmore
2-6	@ Kansas City	L	116-135	24-25	3,629	22-Mitchell	7-Iavaroni
2-7	LA CLIPPERS	W	120-106	25-25	7,356	23-Gervin	19-Iavaroni
2-12	KANSAS CITY	W	127-109	26-25	7,155	23-Gervin/Moore	11-Iavaroni
2-14	PHOENIX	W	131-102	27-25	7,948	24-Gervin	9-Cook
2-15	@ Denver	L	119-129	27-26	13,661	39-Gervin	10-Gilmore
2-18	@ LA Clippers	L	121-125	27-27	9,613	28-Gervin	20-Gilmore
2-20	WASHINGTON	L	104-105	27-28	8,541	31-Gervin	8-Mitchell/Gervin
2-22	@ Phoenix	W	118-111	28-28	12,258	32-Gervin	9-Moore
2-24	PORTLAND	L	121-137	28-29	8,969	32-Mitchell	10-Gilmore
2-26	@ New York	L	122-129	28-30	8,887	29-Mitchell	12-Gilmore
2-27	@ Boston	L	102-111	28-31	14,890	20-Mitchell	13-Jones
MARCH RECORD: 10-7 (HOME: 6-2, ROAD: 4-5)							
3-1	@ Detroit	W	106-96	29-31	17,470	36-Mitchell	16-Gilmore
3-2	@ Atlanta	W	105-92	30-31	6,142	26-Gilmore	12-Gilmore
3-4	PHILADELPHIA	W	109-103	31-31	12,450	23-Gilmore	9-Banks
3-6	INDIANA	W	106-102	32-31	8,486	29-Mitchell	10-Mitchell
3-7	@ Phoenix	L	117-119	32-32	11,450	36-Mitchell	7-Banks/Gilmore
3-9	HOUSTON	L	117-123	32-33	14,722	19-Mitchell	14-Gilmore
3-12	@ Golden State	L	122-145	32-34	6,516	23-Gilmore	9-Gilmore
3-14	@ Seattle	W	100-93	33-34	5,580	25-Mitchell	7-Gilmore/Cook
3-15	@ LA Lakers	L	114-115	33-35	16,130	37-Gervin	12-Banks
3-17	DENVER	W	124-119	34-35	8,672	23-Gervin/Moore	8-Iavaroni
3-19	@ Dallas	L	89-96	34-36	17,007	22-Gervin	9-Gilmore
3-20	CHICAGO	W	106-96	35-36	10,018	31-Mitchell	12-Mitchell
3-22	DALLAS	L	114-123	35-37	12,015	20-Banks/Gervin	10-Banks
3-24	SEATTLE	W	104-99	36-37	7,300	16-Gilmore	11-Jones
3-27	GOLDEN STATE	W	121-120	37-37	8,820	29-Gervin	9-Gilmore
3-29	@ Utah	L	109-114	37-38	9,372	38-Mitchell	11-Gilmore
3-31	@ LA Clippers	W	126-115	38-38	9,204	32-Mitchell	10-Cook
APRIL RECORD: 3-3 (HOME: 3-1, ROAD: 0-2)							
4-3	LA LAKERS	W	122-108	39-38	11,627	36-Mitchell	14-Mitchell
4-5	@ Denver	L	109-118	39-39	16,362	34-Mitchell	7-Iavaroni/Mitch/Gilmore
4-7	HOUSTON	W	126-105	40-39	9,178	32-Gilmore	10-Gilmore
4-9	@ Houston	L	103-124	40-40	11,702	29-Gilmore	13-Gilmore
4-12	KANSAS CITY	W	117-112	41-40	7,317	34-Mitchell	14-Gilmore
4-14	UTAH	L	102-104	41-41	7,826	31-Mitchell	15-Gilmore

1985-86 RECAP



Artis Gilmore

RECORD

35-47 (21-20 home: 14-27 road)
Sixth in Midwest Division

HONORS

Alvin Robertson, NBA Defensive Player of the Year
Alvin Robertson, NBA Most Improved Player Award
Alvin Robertson, NBA Steals Title
Alvin Robertson, All-NBA Second Team
Alvin Robertson, All-Defensive Second Team
Alvin Robertson, NBA All-Star

PLAYOFFS

Lost to Los Angeles, First Round, 3-0

SPURS LEADERS

Scoring: Mike Mitchell 23.4 ppg
Rebounding: Artis Gilmore 8.5 rpg
Assists: Wes Matthews 6.3 apg

Head Coach: Cotton Fitzsimmons
Assistant: Bob Bass

1985-86 SEASON NOTES

- During the off-season there was a major debate as to whether the Spurs would continue to play in the HemisFair Arena or move to the Freeman Coliseum.
- An era ended on 10/24 as the Spurs traded George Gervin to Chicago in exchange for David Greenwood.
- Tragedy struck the Spurs on 12/26 when point guard Johnny Moore was hospitalized with Desert Fever ... the sickness ended the season for Moore and cut his promising career short ... after contracting the disease Moore returned to play in 112 games with the Spurs, but never regained the form he had shown in his early days.
- Alvin Robertson was the Spurs bright spot during the 1985-86 season ... the second-year guard led the NBA in steals, averaging 3.67 per contest ... he set NBA records for the most steals in a single season, with 301, and for the highest steals-per-game average, with 3.67 spg ... he recorded one of four quadruple-doubles in NBA history finishing with 20 points, 11 rebounds, 10 assists and 10 steals vs. the Suns on 2/18.


1985-86 SPURS FINAL STATISTICS (35-47)

			3-POINT						REBOUNDING									SCORING	
PLAYER	G	MIN	FGM-FGA	PCT.	FGM-FGA	PCT.	FTM-FTA	PCT.	OFF	DEF	TOT	AVG.	AST	PF-DQ	STL	TO	BLK	PTS	AVG.
Mitchell	82	2970	802-1697	.473	0-12	.000	317-392	.809	134	275	409	5.0	188	175-0	56	184	25	1921	23.4
Robertson	82	2878	562-1093	.514	8-29	.276	260-327	.795	184	332	516	6.3	448	296-4	301	256	40	1392	17.0
Gilmore	71	2395	423-684	.618	0-1	.000	338-482	.701	166	434	600	8.5	102	239-3	39	186	108	1184	16.7
Johnson	71	1828	362-573	.632	0-0	.000	259-373	.694	143	319	462	6.5	95	291-13	44	191	66	983	13.8
Moore	28	856	150-303	.495	4-22	.182	59-86	.686	25	61	86	3.1	252	78-0	70	81	6	363	13.0
Lamp	30	620	136-271	.502	4-17	.235	56-69	.812	19	60	79	2.6	53	67-0	19	38	1	332	11.1
Matthews	75	1853	320-603	.531	4-25	.160	173-211	.820	30	101	131	1.7	476	168-1	87	232	32	817	10.9
Greenwood	68	1910	198-388	.510	0-1	.000	142-184	.772	151	380	531	7.8	90	207-3	37	113	52	538	7.9
Sundvold	70	1150	220-476	.462	21-60	.350	39-48	.813	22	58	80	1.1	261	110-0	34	85	0	500	7.1
Williams	23	397	50-131	.382	2-6	.333	62-64	.969	13	24	37	1.6	111	64-1	28	51	3	164	7.1
Hughes	68	866	152-372	.409	3-17	.176	49-84	.583	49	64	113	1.7	61	79-0	26	63	5	356	5.2
Wilkins	27	522	51-134	.381	0-0	.000	28-46	.609	34	93	127	4.7	18	71-1	8	20	10	130	4.8
Javaroni	42	669	74-163	.454	0-2	.000	43-67	.642	42	90	132	3.1	53	109-0	22	51	14	191	4.5
Higgins	11	128	18-40	.450	0-2	.000	11-16	.688	5	19	24	2.2	12	21-0	2	5	3	47	4.3
Corbin	16	174	27-64	.422	0-1	.000	10-14	.714	11	14	25	1.6	11	21-0	11	12	2	64	4.0
Cook	34	356	28-67	.418	0-1	.000	26-41	.634	31	50	81	2.4	21	64-0	13	11	11	82	2.4
Brittain	32	219	22-43	.512	0-0	.000	10-19	.526	10	39	49	1.5	5	54-1	3	20	12	54	1.7
Whitley	2	14	1-2	.500	0-0	.000	0-0	.000	0	0	0	0.0	3	1-0	0	4	0	2	1.0
SPURS	82		3596-7104	.506	46-196	.235	1882-2523	.746	1069	2413	3482	42.5	2260	2115-27	800	1624	390	9120111.2	
OPPONENTS	82		3629-7365	.493	98-322	.304	1916-2491	.769	1157	2304	3461	42.2	2269	2108-32	800	1519	453	9272	113.1

35-47 (SIXTH IN MIDWEST DIVISION)

DATE	OPPONENT	W-L	SCORE	REC.	ATT.	HI-SCORER	HI-REBOUNDER
OCTOBER RECORD:							
10-26	LA LAKERS	L	116-121 (2OT)	0-1	10,875	23-Mitchell	11-Javaroni
10-29	UTAH	W	124-112	1-1	5,213	23-Robertson	20-Greenwood
10-30	@ Utah	L	100-102	1-2	9,376	20-Mitchell/Gilmore	9-Gilmore
NOVEMBER RECORD:							
8-6 (HOME: 6-1, ROAD: 2-5)							
11-1	DALLAS	W	116-107	2-2	7,084	24-Mitchell	11-Gilmore/Greenwood
11-2	@ Houston	L	98-111	2-3	12,747	18-Hughes	9-Javaroni/Greenwood
11-5	@ Milwaukee	L	97-126	2-4	10,107	17-Mitchell	9-Gilmore
11-6	@ Washington	W	81-80	3-4	4,254	18-Robertson	10-Gilmore/Robertson
11-8	@ Philadelphia	W	107-96	4-4	13,212	24-Mitchell/Johnson	8-Mitchell
11-11	NEW JERSEY	W	111-104	5-4	8,196	30-Mitchell	11-Gilmore
11-14	@ Denver	L	109-112	5-5	7,946	22-Mitchell	10-Robertson
11-16	SEATTLE	W	97-96 (OT)	6-5	8,036	33-Mitchell	15-Gilmore
11-19	SACRAMENTO	L	99-103	6-6	5,486	18-Mitchell	11-Gilmore
11-20	@ Phoenix	L	100-121	6-7	8,964	21-Johnson	11-Gilmore
11-22	INDIANA	W	108-96	7-7	7,054	31-Mitchell	14-Johnson
11-24	@ LA Lakers	L	102-118	7-8	15,259	24-Mitchell	8-Gilmore
11-27	WASHINGTON	W	104-97	8-8	7,742	25-Moore	9-Robertson
11-29	LA CLIPPERS	W	134-106	9-8	7,266	25-Gilmore	11-Johnson
DECEMBER RECORD:							
10-5 (HOME: 4-1, ROAD: 6-4)							
12-1	@ Portland	W	117-106	10-8	12,666	34-Mitchell	15-Gilmore
12-3	@ Seattle	L	103-123	10-9	7,754	30-Mitchell	9-Gilmore
12-5	@ Dallas	W	120-116	11-9	16,897	25-Gilmore	14-Gilmore
12-6	CHICAGO	L	123-131	11-10	13,960	23-Robertson	11-Robertson
12-8	GOLDEN STATE	W	121-114	12-10	5,572	26-Mitchell	13-Gilmore
12-10	@ Chicago	W	109-107	13-10	7,892	29-Robertson	11-Gilmore
12-11	@ Indiana	L	101-114	13-11	6,605	30-Moore	7-Johnson
12-13	@ Detroit	W	119-113	14-11	11,142	29-Mitchell	9-Robertson
12-14	@ New York	L	96-106	14-12	12,279	26-Mitchell	14-Greenwood
12-17	PORTLAND	W	126-118	15-12	5,955	29-Gilmore	10-Johnson
12-20	@ LA Clippers	W	119-104	16-12	5,790	32-Robertson	14-Greenwood
12-21	@ Denver	W	128-118	17-12	11,002	41-Robertson	13-Greenwood
12-26	LA LAKERS	W	109-91	18-12	15,786	26-Johnson	13-Robertson
12-28	DENVER	W	116-112	19-12	12,812	33-Gilmore	17-Gilmore
12-30	@ Portland	L	110-125	19-13	12,666	30-Gilmore	11-Gilmore
JANUARY RECORD:							
6-10 (HOME: 3-6, ROAD: 3-4)							
1-2	@ Sacramento	L	106-114	19-14	10,333	23-Matthews	7-Mitchell
1-4	@ Golden St.	W	122-116	20-14	5,526	34-Robertson	12-Greenwood
1-6	PHILADELPHIA	L	102-108	20-15	11,513	27-Mitchell	9-Johnson/Gilmore
1-9	@ Houston	L	110-120	20-16	14,963	31-Johnson	10-Johnson/Gilmore
1-10	GOLDEN STATE	W	124-97	21-16	7,326	21-Johnson	10-Greenwood
1-12	UTAH	L	102-106	21-17	6,510	22-Mitchell	16-Gilmore
1-13	@ Phoenix	L	96-121	21-18	11,024	18-Robertson	8-Cook
1-15	HOUSTON	W	113-119	21-19	9,396	31-Robertson	8-Gilmore/Robertson
1-17	NEW YORK	L	113-100	22-19	9,631	22-Gilmore	13-Gilmore
1-19	@ Portland	W	116-105	23-19	12,666	24-Robertson	12-Johnson
1-21	LA CLIPPERS	L	96-97	23-20	5,585	24-Robertson	9-Greenwood
1-24	@ Denver	W	113-96	24-20	15,790	23-Gilmore	19-Gilmore
1-25	DALLAS	L	97-123	24-21	9,599	23-Robertson	12-Gilmore
1-27	DETROIT	L	117-118	24-22	6,092	36-Mitchell	9-Mitchell
1-29	@ Dallas	L	114-126	24-23	16,649	20-Mitchell/Robertson	9-Greenwood
1-30	CLEVELAND	W	112-99	25-23	5,093	26-Mitchell	10-Mitchell/Gilmore
FEBRUARY RECORD:							
5-8 (HOME: 4-4, ROAD: 1-4)							
2-1	PHOENIX	L	111-112	25-24	6,993	30-Mitchell	12-Johnson
2-3	@ Utah	W	112-104	26-24	10,537	26-Gilmore	12-Gilmore
2-4	SEATTLE	W	124-119 (OT)	27-24	5,503	30-Gilmore	10-Mitchell
2-6	DENVER	L	95-100	27-25	7,270	23-Gilmore	16-Gilmore
2-11	DALLAS	L	107-121	27-26	6,858	27-Mitchell	7-Mitchell
2-13	HOUSTON	W	119-115	28-26	8,875	25-Gilmore	9-Gilmore
2-16	SACRAMENTO	W	113-94	29-26	7,342	16-Lamp	10-Greenwood
2-18	PHOENIX	W	120-114	30-26	7,835	27-Mitchell	11-Johnson/Robertson
2-20	@ Sacramento	L	106-107	30-27	10,333	21-Robertson	8-Robertson
2-22	MILWAUKEE	L	115-120	30-28	10,463	25-Gilmore	11-Robertson
2-24	@ Cleveland	W	114-124	30-29	7,745	28-Mitchell	9-Robertson
2-26	@ Boston	L	100-120	30-30	14,890	16-Mitchell	9-Greenwood
2-28	@ New Jersey	L	110-113	30-31	10,402	10-Mitchell	10-Gilmore
MARCH RECORD:							
3-13 (HOME: 2-4, ROAD: 1-9)							
3-1	@ Atlanta	L	108-116	30-32	8,638	31-Gilmore	13-Gilmore
3-4	@ Golden State	L	126-129	30-33	6,058	25-Mitchell	10-Johnson
3-7	LA CLIPPERS	W	142-126	31-33	6,795	30-Robertson	14-Greenwood
3-8	@ Houston	L	117-126	31-34	15,333	24-Mitchell	11-Mitchell
3-11	@ Sacramento	L	120-132	31-35	10,333	31-Mitchell	14-Greenwood
3-13	BOSTON	L	119-135	31-36	14-218	30-Mitchell	10-Greenwood
3-14	@ Utah	L	121-146	31-37	12,219	34-Mitchell	8-Greenwood
3-16	@ Seattle	L	115-129	31-38	8,123	31-Mitchell	9-Greenwood
3-18	@ Dallas	L	113-120	31-39	16,937	37-Mitchell	14-Johnson
3-19	ATLANTA	W	115-112	32-39	11,567	27-Greenwood/Robertson	12-Greenwood
3-21	LA LAKERS	L	109-117	32-40	13,860	32-Mitchell	8-Wilkins
3-23	SEATTLE	L	104-107	32-41	6,615	29-Matthews	12-Mitchell
3-24	@ LA Lakers	L	102-124	32-42	17,505	18-Robertson	10-Johnson
3-26	@ LA Clippers	W	106-97	33-42	9,153	18-Mitchell	8-Johnson/Wilkins
3-27	@ Golden State	L	118-121	33-43	5,745	44-Mitchell	7-Wilkins
3-29	UTAH	L	102-110	33-44	7,020	26-Mitchell	11-Gilmore
APRIL RECORD:							
2-3 (HOME: 1-3, ROAD: 1-0)							
4-1	SACRAMENTO	L	99-109	33-45	5,371	24-Mitchell	16-Greenwood
4-3	HOUSTON	L	110-136	33-46	7,219	33-Mitchell	12-Greenwood
4-6	DENVER	L	106-124	33-47	6,266	33-Mitchell	9-Greenwood
4-9	@ Phoenix	W	114-102	34-47	9,384	22-Mitchell	8-Johnson
4-13	PORTLAND	W	123-118	35-47	6,573	40-Mitchell	14-Greenwood

1986-87 RECAP



Alvin Robertson

RECORD

28-54 (21-20 home: 7-34 road)
Sixth in Midwest Division

HONORS

Alvin Robertson, NBA Steals Title
Alvin Robertson, All-Defensive First Team
Alvin Robertson, NBA All-Star

PLAYOFFS

None

SPURS LEADERS

Scoring: Alvin Robertson 17.7 ppg
Rebounding: David Greenwood 9.9 rpg
Assists: Alvin Robertson 5.2 apg

Head Coach: Bob Weiss

Assistant: Lee Rose

1986-87 SEASON NOTES

- Following the 1985-86 season, Bob Weiss replaced Cotton Fitzsimmons as head coach.
- Alvin Robertson led the NBA in steals for the second consecutive season.
- The 5 millionth fan entered the HemisFair Arena on 11/13 and witnessed the Spurs 600th professional win as the Spurs defeated Cleveland 115-102 in front of a crowd of 5,335.
- Several players joined (and left) the Spurs during the season ... on 6/20 the Spurs obtained Mychal Thompson and Larry Krystkowiak from Portland in exchange for Steve Johnson ... on 12/18 the Spurs sent rookie center Kevin Duckworth to Portland for rookie forward Walter Berry ... then, on 2/13, the Spurs sent Thompson to the Lakers for Frank Brickowski and Petur Gudmundsson.

1986-87 SPURS FINAL STATISTICS (28-54)

			3-POINT						REBOUNDING									SCORING	
PLAYER	G	MIN	FGM-FGA	PCT.	FGM-FGA	PCT.	FTM-FTA	PCT.	OFF	DEF	TOT	AVG.	AST	PF-DQ	STL	TO	BLK	PTS	AVG.
Robertson	81	2697	589-1264	.466	13-48	.271	244-324	.753	186	238	424	5.2	421	264-2	260	243	35	1435	17.7
Berry	56	1567	401-758	.529	0-3	.000	186-287	.648	132	170	302	5.4	104	188-2	36	153	40	988	17.6
Mitchell	40	922	208-478	.435	1-2	.500	92-112	.821	38	65	103	2.6	38	68-0	19	51	9	509	12.7
Thompson	49	1210	230-528	.436	1-1	1.000	144-196	.735	91	185	276	5.6	87	117-0	31	77	41	605	12.3
Greenwood	79	2587	336-655	.513	3-6	.500	241-307	.785	256	527	783	9.9	237	248-3	71	161	50	916	11.6
Gilmore	82	2405	346-580	.597	0-0	.000	242-356	.680	185	394	579	7.1	150	235-2	39	178	95	934	11.4
Sundvold	76	1765	365-751	.486	50-149	.336	70-84	.833	20	78	98	1.3	315	109-1	35	97	0	850	11.2
Dawkins	81	1682	334-764	.437	14-47	.298	153-191	.801	56	113	169	2.1	290	118-0	67	120	3	835	10.3
Corbin	31	732	113-264	.428	0-0	.000	49-67	.731	52	67	119	3.8	80	81-0	38	46	3	275	8.9
Moore	55	1234	198-448	.442	22-79	.278	56-70	.800	32	68	100	1.8	250	97-0	83	102	3	474	8.6
Krystkowiak	68	1004	170-373	.456	1-12	.083	110-148	.743	77	162	239	3.5	85	141-1	22	67	12	451	6.6
Jones	49	744	119-289	.412	7-19	.368	41-52	.788	39	56	95	1.9	66	68-0	32	38	18	286	5.8
Brickowski	7	83	10-30	.333	0-4	.000	10-11	.909	8	11	19	2.7	5	13-0	6	7	2	30	4.3
Nealy	60	980	84-192	.438	4-31	.129	51-69	.739	96	188	284	4.7	83	144-1	40	36	11	223	3.7
Duckworth	14	122	18-45	.400	0-0	.000	9-14	.643	13	18	31	2.2	6	27-0	5	4	3	45	3.2
McKenzie	6	42	7-28	.250	1-2	.500	2-2	1.000	2	5	7	1.1	1	9-0	1	3	0	17	2.8
Brittain	6	29	4-9	.444	0-0	.000	1-2	.500	2	2	4	0.7	2	3-0	1	2	0	9	1.5
SPURS	82		3532-7456	.474	117-403	.290	1701-2292	.742	1285	2347	3632	44.3	2220	1930-12	786	1406	325	8882	108.3
OPPONENTS	82		3704-7310	.507	106-379	.280	1786-2364	.756	1100	2461	3561	43.4	2375	1844-16	699	1417	463	9300	113.1

28-54 (SIXTH IN MIDWEST DIVISION)

DATE	OPPONENT	W-L	SCORE	REC.	ATT.	HI-SCORER	HI-REBOUNDER
OCTOBER RECORD:							
10-31	@ Denver	L	104-134	0-1	14,835	16-Dawkins	6-Corbin
NOVEMBER RECORD:							
5-9 (HOME: 3-2, ROAD: 2-7)							
11-1	DALLAS	W	108-105	1-1	13,340	23-Mitchell	11-Greenwood
11-4	@ Chicago	L	104-111	1-2	12,282	34-Mitchell	7-Robertson
11-5	@ New Jersey	W	112-103	2-2	6,799	25-Dawkins	11-Greenwood/Thompson
11-7	@ Philadelphia	L	97-114	2-3	12,564	24-Mitchell	9-Gilmore
11-8	@ Indiana	L	97-130	2-4	14,365	22-Thompson	8-Greenwood/Thompson
11-11	@ Houston	L	96-116	2-5	16,016	17-Robertson	10-Gilmore
11-13	CLEVELAND	W	115-102	3-5	5,335	23-Thompson	17-Greenwood
11-15	PHOENIX	L	109-116	3-6	6,640	31-Mitchell	9-Greenwood
11-19	LA LAKERS	L	108-117	3-7	10,581	34-Robertson	10-Robertson
11-21	@ Portland	L	114-127	3-8	12,666	34-Robertson	9-Thompson
11-22	@ LA Clippers	W	109-102	4-8	4,831	30-Robertson	10-Greenwood
11-25	NEW JERSEY	W	117-99	5-8	5,511	21-Robertson	8-Gilmore
11-28	@ Boston	L	96-111	5-9	14,890	30-Robertson	15-Greenwood
11-29	@ Washington	L	103-116	5-10	9,549	19-Robertson/Gilmore	9-Gilmore
DECEMBER RECORD:							
3-12 (HOME: 3-4, ROAD: 0-8)							
12-2	@ Cleveland	L	105-115	5-11	6,473	23-Corbin	7-Greenwood/Gilmore
12-4	SEATTLE	L	102-109	5-12	5,893	23-Robertson	22-Greenwood
12-6	CHICAGO	W	106-97	6-12	11,939	30-Robertson	7-Gilmore/Thompson
12-9	PORTLAND	L	104-120	6-13	5,362	21-Thompson/Corbin	9-Thompson/Corbin
12-11	@ Seattle	L	107-113	6-14	5,056	19-Dawkins	15-Greenwood
12-13	GOLDEN STATE	L	102-117	6-15	6,486	21-Thompson	12-Thompson
12-16	@ Dallas	L	98-101	6-16	17,007	22-Robertson	15-Greenwood
12-17	PHOENIX	W	94-81	7-16	4,754	22-Sundvold	10-Thompson
12-19	@ Detroit	L	84-114	7-17	11,660	13-Gilmore/Sundvold	9-Gilmore
12-20	@ Atlanta	L	96-111	7-18	11,570	17-Thompson	9-Greenwood
12-22	@ New York	L	99-103	7-19	9,807	26-Dawkins	13-Gilmore
12-23	@ Milwaukee	L	108-110	7-20	11,052	25-Robertson	10-Greenwood/Thompson
12-27	DENVER	L	106-108	7-21	10,723	24-Gilmore	18-Greenwood
12-29	@ Utah	L	101-109	7-22	12,212	19-Dawkins	11-Greenwood
12-30	UTAH	W	115-109	8-22	6,465	29-Thompson	8-Robertson
JANUARY RECORD:							
7-7 (HOME: 4-3, ROAD: 3-4)							
1-3	DALLAS	L	89-106	8-23	12,858	14-Berry	9-Greenwood/Robertson
1-6	INDIANA	L	99-101	8-24	5,407	24-Mitchell/Dawkins	9-Greenwood
1-7	@ Dallas	L	102-108	8-25	15,007	25-Robertson	13-Greenwood
1-9	@ Phoenix	W	115-100	9-25	12,625	25-Robertson	13-Greenwood
1-11	@ LA Lakers	L	109-111	9-26	15,794	20-Robertson/Sundvold	9-Greenwood
1-13	@ Golden State	L	109-111	9-27	8,546	20-Jones	14-Thompson
1-14	@ Seattle	L	104-130	9-28	5,068	24-Berry	13-Berry
1-17	UTAH	W	102-91	10-28	6,071	27-Robertson	25-Gilmore
1-19	LA CLIPPERS	W	113-106	11-28	5,428	27-Robertson	11-Berry
1-21	HOUSTON	L	91-111	11-29	11,256	20-Berry	9-Robertson
1-24	NEW YORK	W	108-101	12-29	9,149	31-Greenwood	15-Greenwood
1-27	DETROIT	W	118-107	13-29	5,841	22-Sundvold	7-Gilmore
1-29	@ Sacramento	W	113-107	14-29	10,333	24-Berry	11-Greenwood
1-30	@ LA Clippers	W	124-120 (OT)	15-29	6,590	25-Robertson	15-Greenwood
FEBRUARY RECORD:							
6-7 (HOME: 6-4, ROAD: 0-3)							
2-1	MILWAUKEE	W	120-116	16-29	7,301	28-Robertson	17-Gilmore
2-3	GOLDEN STATE	W	111-103	17-29	5,926	24-Gilmore	23-Greenwood
2-5	SEATTLE	W	117-111	18-29	7,548	25-Sundvold	18-Greenwood
2-10	@ Houston	L	92-115	18-30	16,016	16-Berry/Sund/Daw	10-Greenwood
2-11	WASHINGTON	L	108-133	18-31	6,857	24-Berry	10-Berry
2-13	LA CLIPPERS	L	96-110	18-32	7,506	29-Robertson	13-Greenwood
2-14	@ Utah	L	95-108	18-33	12,212	18-Berry	11-Berry
2-17	DENVER	W	131-126 (OT)	19-33	5,607	23-Robertson	13-Gilmore
2-20	@ Dallas	L	107-122	19-34	17,007	24-Sundvold	9-Robertson
2-21	BOSTON	L	113-121	19-35	15,786	29-Berry	15-Greenwood
2-24	SACRAMENTO	L	106-112	19-36	7,306	25-Mitchell	8-Berry
2-26	PHILADELPHIA	W	96-94	20-36	11,947	23-Berry/Robertson	7-Gilmore
2-28	DALLAS	W	123-98	21-36	10,919	30-Robertson	12-Greenwood
MARCH RECORD:							
5-10 (HOME: 3-3, ROAD: 2-7)							
3-2	HOUSTON	L	100-105	21-37	7,947	26-Robertson	11-Greenwood
3-5	@ Denver	L	104-121	21-38	9,124	15-Berry/Robertson	11-Greenwood/Gilmore
3-6	SACRAMENTO	W	130-119	22-38	5,606	27-Robertson/Mitchell	6-Greenwood/Moore
3-8	@ Golden State	L	111-137	22-39	9,914	16-Greenwood	11-Greenwood
3-10	ATLANTA	L	106-113	22-40	8,769	27-Berry	10-Greenwood
3-12	@ Houston	L	112-121	22-41	16,279	19-Sundvold	16-Nealy
3-14	PHOENIX	W	121-108	23-41	7,791	21-Berry	11-Greenwood
3-16	@ Seattle	L	111-122	23-42	7,934	24-Kryskowiak	10-Robertson
3-17	@ Sacramento	W	108-106	24-42	10,333	30-Robertson	11-Gilmore
3-20	@ LA Lakers	L	115-147	24-43	17,505	26-Berry	8-Nealy
3-22	@ LA Clippers	W	116-112 (OT)	25-43	6,449	25-Moore	16-Gilmore
3-24	HOUSTON	W	103-97	26-43	8,702	24-Gilmore	15-Greenwood
3-27	@ Utah	L	133-144	26-44	12,212	23-Nealy	12-Greenwood/Nealy
3-29	PORTLAND	L	113-135	26-45	8,784	24-Berry/Sundvold	15-Gilmore
3-31	@ Denver	L	106-111	26-46	8,214	21-Moore	14-Greenwood
APRIL RECORD:							
2-8 (HOME: 2-4, ROAD: 0-4)							
4-1	UTAH	L	104-107	26-47	7,745	21-Berry/Gilmore	12-Greenwood
4-3	DENVER	L	106-116	26-48	6,469	27-Berry	14-Greenwood
4-5	GOLDEN STATE	L	119-120 (OT)	26-49	5,838	25-Robertson	12-Greenwood
4-8	SACRAMENTO	L	110-111	26-50	5,276	20-Berry/Greenwood	13-Greenwood
4-10	@ LA Lakers	L	121-131	26-51	17,505	24-Kryskowiak	16-Greenwood
4-11	@ Phoenix	L	116-136	26-52	10,595	22-Gilmore/Dawkins	10-Nealy
4-13	@ Sacramento	L	118-123	26-53	10,333	27-Berry/Greenwood	14-Berry
4-15	PORTLAND	W	123-112	27-53	6,827	27-Berry	12-Greenwood
4-17	LA LAKERS	W	115-103	28-53	12,872	23-Greenwood	15-Nealy
4-19	@ Portland	L	134-144	28-54	12,666	28-Dawkins	8-Gilmore

1987-88 RECAP



Johnny Dawkins

RECORD

31-51 (23-18 home: 8-33 road)
Fifth in Midwest Division

HONORS

Alvin Robertson, All-Defensive Second Team

Alvin Robertson, NBA All-Star

Greg Anderson, NBA All-Rookie Team

PLAYOFFS

Lost to Los Angeles, First Round, 3-0

SPURS LEADERS

Scoring: Alvin Robertson 19.6 ppg

Rebounding: Frank Brickowski 6.9 rpg

Assists: Johnny Dawkins 7.4 apg

Head Coach: Bob Weiss

Assistant: Lee Rose

1987-88 SEASON NOTES

- The biggest day of the season occurred during the summer and happened off the court ... on 6/22 the Spurs used the number one pick in the 1987 NBA Draft to select David Robinson of the Naval Academy ... on the same day the Spurs shipped aging center Artis Gilmore to Chicago in exchange for a second-round selection in the 1988 Draft.
- Robinson signed a contract with the Spurs on 11/6 and – before beginning his two-year tour with the Navy – the Admiral witnessed the Spurs lose to the defending NBA Champion Lakers 133-124.
- The Spurs paid tribute to George Gervin on 12/5 as his #44 jersey was retired by the franchise, joining James Silas as the second player in Spurs history to have his number retired.

1987-88 SPURS FINAL STATISTICS (31-51)


			3-POINT						REBOUNDING										SCORING	
PLAYER	G	MIN	FGM-FGA	PCT.	FGM-FGA	PCT.	FTM-FTA	PCT.	OFF	DEF	TOT	AVG.	AST	PF-DQ	STL	TO	BLK	PTS	AVG.	
Robertson	82	2978	655-1408	.465	27-95	.284	273-365	.748	165	333	498	6.1	557	300-4	243	251	69	1610	19.6	
Berry	73	1922	540-960	.563	0-0	.000	192-320	.600	176	219	395	5.4	110	207-2	55	162	63	1272	17.4	
Brickowski	70	2227	425-805	.528	1-5	.200	268-349	.768	167	316	483	6.9	266	275-11	74	207	36	1119	16.0	
Dawkins	65	2179	405-835	.485	19-61	.311	198-221	.896	66	138	204	3.1	480	95-0	88	154	2	1027	15.8	
Mitchell	68	1501	378-784	.482	3-12	.250	160-194	.825	54	144	198	2.9	68	101-0	31	52	13	919	13.5	
Anderson	82	1984	379-756	.501	1-5	.200	198-328	.604	161	352	513	6.3	79	228-1	54	143	122	957	11.7	
Wood	38	830	120-282	.426	43-108	.398	69-91	.758	16	35	51	1.3	155	44-0	22	34	1	352	9.3	
Greenwood	45	1236	151-328	.460	0-2	.000	83-111	.748	92	208	300	6.7	97	134-2	33	74	22	385	8.6	
Sundvold	52	1024	176-379	.464	26-64	.406	43-48	.896	14	34	48	0.9	183	54-0	27	57	2	421	8.1	
Gudmundsson	69	1017	139-280	.496	0-1	.000	117-145	.807	93	230	323	4.7	86	197-5	18	103	61	395	5.7	
Wilson	18	373	36-99	.364	9-25	.360	23-29	.793	1	25	26	1.4	63	34-0	17	21	3	104	5.8	
Davis	16	187	42-97	.433	1-15	.067	7-10	.700	15	23	38	2.4	17	25-0	0	13	3	92	5.8	
Myers	22	328	43-95	.453	0-4	.000	26-39	.667	11	26	37	1.7	48	30-0	17	33	6	112	5.1	
Nimphius	72	919	128-257	.498	0-1	.000	60-83	.723	62	91	153	2.1	53	141-2	22	49	56	316	4.4	
Reliford	4	42	5-8	.625	0-0	.000	6-8	.750	2	5	7	1.8	1	3-0	0	4	3	16	4.0	
Zevenbergen	8	58	15-27	.556	0-0	.000	0-2	.000	4	9	13	1.6	3	12-0	3	4	1	30	3.8	
Blackwell	10	112	15-41	.366	2-11	.182	5-6	.833	2	4	6	0.6	18	16-0	3	8	0	37	3.7	
Nealy	68	837	50-109	.459	1-2	.500	41-63	.651	82	140	222	3.3	49	94-0	29	27	5	142	2.1	
Moore	4	51	4-9	.444	0-1	.000	0-0	.000	1	3	4	1.0	11	1-0	3	4	0	8	2.0	
SPURS	82		3706-7559	.490	133-412	.323	1769-2412	.733	1184	2335	3519	42.9	2344	1991-27	739	1418	468	9314	113.6	
OPPONENTS	82		3851-7678	.502	157-450	.349	1855-2390	.776	1292	2513	3805	46.4	2470	1969-13	690	1427	537	9714	118.5	

1987-88 GAME-BY-GAME

31-51 (FIFTH IN MIDWEST DIVISION)

DATE	OPPONENT	W-L	SCORE	REC.	ATT.	HI-SCORER	HI-REBOUNDER
NOVEMBER RECORD: 5-8 (HOME: 4-1, ROAD: 1-7)							
11-6	@ Houston	L	102-108	0-1	16,611	21-Dawkins	9-Berry
11-7	DALLAS	W	130-106	1-1	14,172	30-Robertson	7-Brickowski/Nealy
11-10	LA LAKERS	L	124-133	1-2	13,751	28-Berry	11-Greenwood
11-12	SEATTLE	W	123-118	2-2	6,399	28-Dawkins	8-Brickowski/Anderson
11-14	@ Phoenix	L	113-124	2-3	9,686	22-Dawkins	7-Roberts/Gudmundsson
11-15	@ LA Lakers	L	130-147	2-4	17,505	23-Greenwood	8-Greenwood/Robertson
11-17	LA CLIPPERS	W	122-121 (OT)	3-4	8,892	24-Anderson	9-Anderson
11-20	@ Denver	L	142-156	3-5	8,831	31-Anderson	9-Gudmundsson
11-21	UTAH	W	120-119	4-5	7,459	22-Berry	8-Greenwood/Brickowski
11-23	@ New York	W	117-112	5-5	10,124	26-Dawkins	11-Berry
11-25	@ Indiana	L	122-133	5-6	10,655	22-Brickowski	13-Anderson
11-27	@ Detroit	L	111-143	5-7	30,743	18-Gudmundsson	9-Gudmundsson
11-28	@ Atlanta	L	100-124	5-8	12,215	21-Gudmundsson	11-Gudmundsson
DECEMBER RECORD: 8-4 (HOME: 7-0, ROAD: 1-4)							
12-2	HOUSTON	W	97-93	6-8	8,025	20-Dawkins	15-Brickowski
12-5	CHICAGO	W	110-101	7-8	15,786	20-Dawkins	12-Brickowski
12-8	UTAH	W	105-100	8-8	5,263	27-Brickowski	13-Greenwood
12-12	PHOENIX	W	129-110	9-8	7,262	30-Robertson	13-Gudmundsson
12-15	@ New Jersey	L	95-104	9-9	8,010	29-Brickowski	15-Brickowski
12-16	@ Philadelphia	L	102-114	9-10	9,278	24-Wood	14-Gudmundsson
12-18	DENVER	W	133-114	10-10	7,401	30-Berry	15-Brickowski
12-20	@ Portland	L	126-148	10-11	12,666	27-Wood	9-Berry
12-22	@ Sacramento	L	96-120	10-12	10,333	29-Robertson	6-Berry/Anderson
12-23	@ LA Clippers	L	111-97	11-12	7,763	31-Robertson	15-Greenwood
12-26	GOLDEN STATE	W	105-96	12-12	10,632	24-Robertson	12-Greenwood
12-30	SACRAMENTO	W	140-108	13-12	7,294	25-Dawkins	9-Greenwood
JANUARY RECORD: 4-10 (HOME: 3-5, ROAD: 1-5)							
1-2	DALLAS	L	109-116	13-13	12,426	28-Berry	13-Berry
1-4	@ LA Lakers	L	115-133	13-14	17,505	20-Robertson	9-Greenwood
1-5	@ Golden State	L	119-129	13-15	5,981	35-Robertson	9-Berry
1-7	@ Sacramento	W	124-119	14-15	10,333	30-Dawkins	9-Brickowski/Anderson
1-9	@ Seattle	L	133-141	14-16	11,565	37-Robertson	13-Anderson
1-13	ATLANTA	L	110-120	14-17	10,183	28-Berry	15-Gudmundsson
1-14	INDIANA	L	108-112	14-18	6,841	25-Robertson	11-Gudmundsson
1-15	PORTLAND	L	120-121	14-19	9,523	21-Brickowski/Wood	12-Brickowski/Nealy
1-19	MILWAUKEE	W	110-104	15-19	6,133	26-Brickowski	9-Greenwood/Robertson
1-22	@ Utah	L	106-119	15-20	12,212	24-Wood	15-Brickowski
1-23	LA CLIPPERS	W	106-100	16-20	7,369	25-Mitchell	10-Robertson
1-26	@ Dallas	L	111-125	16-21	17,007	21-Robertson	7-Anderson
1-27	CLEVELAND	L	102-112	16-22	5,940	27-Berry	10-Berry
1-30	SEATTLE	W	112-132 (OT)	17-22	8,319	23-Robertson	14-Anderson
FEBRUARY RECORD: 4-9 (HOME: 3-5, ROAD: 1-4)							
2-2	NEW JERSEY	W	118-106	18-22	5,400	28-Berry	10-Berry/Brickowski
2-4	DENVER	L	123-129	18-23	5,587	29-Robertson	12-Brickowski
2-9	@ Denver	L	108-136	18-24	8,492	25-Dawkins	7-Brickowski
2-10	BOSTON	L	120-136	18-25	15,770	32-Robertson	10-Brickowski
2-12	LA LAKERS	L	132-133	18-26	5,770	28-Robertson/Brick	9-Robertson
2-15	GOLDEN STATE	L	122-126	18-27	5,484	31-Berry	14-Robertson
2-18	@ Phoenix	W	122-114	19-27	10,086	31-Robertson	9-Brickowski
2-19	WASHINGTON	L	102-106	19-28	5,147	26-Brickowski	10-Nealy
2-21	@ Portland	L	112-117	19-29	12,666	27-Mitchell	14-Greenwood
2-22	@ Golden State	L	111-123	19-30	7,992	29-Anderson	21-Anderson
2-24	PHILADELPHIA	W	123-121 (OT)	20-30	6,766	23-Robertson	10-Anderson/Brickowski
2-26	HOUSTON	W	111-107	21-30	11,056	30-Berry	12-Anderson
2-28	@ Houston	L	95-108	21-31	16,611	16-Berry	10-Anderson
MARCH RECORD: 5-12 (HOME: 4-4, ROAD: 1-8)							
3-1	PHOENIX	W	114-109	22-31	5,151	29-Berry	13-Anderson
3-4	@ SACRAMENTO	L	132-134	22-32	6,347	28-Mitchell	7-Berry
3-5	@ Utah	L	106-125	22-33	12,444	23-Mitchell	6-Gud/Mitchell/Greenwood
3-6	@ Milwaukee	L	101-119	22-34	11,062	23-Robertson	10-Brickowski
3-9	@ Boston	L	118-119	22-35	14,890	20-Mitchell	8-Gudmundsson
3-11	@ Cleveland	L	107-117	22-36	12,294	20-Berry	8-Anderson/Brickowski
3-12	@ Chicago	L	92-112	22-37	18,368	29-Berry	8-Dawkins
3-14	@ Washington	L	106-112	22-38	5,236	22-Berry	8-Anderson
3-16	LA CLIPPERS	W	113-110	23-38	5,066	31-Mitchell	12-Anderson
3-18	SEATTLE	L	110-118 (OT)	23-39	7,353	29-Mitchell	9-Anderson
3-19	UTAH	W	113-110	24-39	6,351	25-Nimphus	12-Robertson
3-21	NEW YORK	L	133-121	24-40	5,802	27-Berry	8-Brick/Robertson/Nealy
3-22	@ Denver	L	109-136	24-41	10,746	24-Sundvold	7-Anderson/Robertson
3-25	DETROIT	W	107-106	25-41	8,596	25-Sundvold	13-Anderson
3-26	@ Dallas	L	112-131	25-42	17,007	26-Dawkins	9-Anderson
3-29	PORTLAND	L	113-136	25-43	7,842	25-Robertson	9-Berry
3-31	@ Seattle	W	117-115	26-43	9,210	21-Robertson	11-Anderson
APRIL RECORD: 5-8 (HOME: 2-3, ROAD: 3-5)							
4-1	@ LA Clippers	W	106-91	27-43	8,966	28-Brickowski	9-Brickowski/Anderson
4-3	@ Portland	L	107-110	27-44	12,606	22-Mitchell	13-Anderson
4-5	@ Golden State	W	117-104	28-44	8,263	26-Robertson	9-Anderson
4-6	@ Sacramento	L	108-115	28-45	10,333	23-Robertson	9-Berry
4-8	DENVER	L	124-129	28-46	6,697	36-Mitchell	13-Robertson
4-12	HOUSTON	W	127-119	29-46	6,673	34-Brickowski	15-Brickowski
4-13	@ Phoenix	L	118-123	29-47	10,822	31-Robertson	9-Berry
4-15	SACRAMENTO	W	118-112	30-47	5,049	25-Sundvold	8-Anderson
4-16	@ Utah	L	82-107	30-48	12,444	14-Mitchell/Nimphus	9-Gudmundsson
4-19	LA LAKERS	L	126-133	30-49	12,456	40-Robertson	10-Anderson
4-21	@ Houston	W	117-116	31-49	16,611	24-Robertson	11-Gudmundsson
4-22	@ Dallas	L	96-127	31-50	17,007	20-Robertson	10-Gudmundsson
4-24	DALLAS	L	109-119	31-51	7,297	28-Anderson	11-Anderson

1988-89 RECAP



Willie Anderson

RECORD

21-61 (18-23 home: 3-38 road)
Fifth in Midwest Division

HONORS

Willie Anderson, NBA All-Rookie First Team

PLAYOFFS

None

SPURS LEADERS

Scoring: Willie Anderson 18.6 ppg

Rebounding: Greg Anderson 8.2 rpg

Assists: Johnny Dawkins 7.0 apg

Head Coach: Larry Brown

Assistants: Gregg Popovich, R.C. Buford,
Alvin Gentry & Ed Manning

1988-89 SEASON NOTES

- On 5/28 Red McCombs became full owner of the Spurs, purchasing the team from his fellow investors for \$47 million ... one of McCombs first moves was to fire Bob Weiss and hire Larry Brown as head coach.
- The Spurs finished the season with a 21-61 record ... the Spurs were just 3-38 on the road during the year and set a club record with 20-straight losses on the road.
- A total of 22 players suited up for the Spurs during the season and Greg Anderson was the only player to appear in all 82 games for the Spurs.
- Rookie Willie Anderson was one of the few bright spots for San Antonio ... he was named to the NBA All-Rookie First Team and he became the first Spur rookie ever to lead the team in scoring, averaging 18.6 points per game ... Anderson was the runner-up in Rookie of the Year voting behind Mitch Richmond of the Kings.


1988-89 SPURS FINAL STATISTICS (21-61)

				3-POINT						REBOUNDING									SCORING	
PLAYER	G	GS	MIN	FGM-FGA	PCT.	FGM-FGA	PCT.	FTM-FTA	PCT.	OFF	DEF	TOT	AST	PF-DQ	STL	TO	BLK	PTS	AVG.	
W. Anderson	81	79	2738	640-1285	.498	4-21	.190	224-289	.775	152	265	417	372	295-8	150	261	62	1508	18.6	
Robertson	65	65	2287	465-962	.483	9-45	.200	183-253	.723	157	227	384	393	259-6	197	231	36	1122	17.3	
Dawkins	32	30	1083	177-400	.443	0-4	.000	100-112	.893	32	69	101	224	64-0	55	111	0	454	14.2	
G. Anderson	82	56	2401	460-914	.503	0-3	.000	207-403	.514	255	421	676	61	221-2	102	180	103	1127	13.7	
Brickowski	64	60	1822	337-654	.515	0-2	.000	201-281	.715	148	258	406	131	252-10	102	165	35	875	13.7	
Maxwell	79	36	2065	357-827	.432	32-129	.248	181-243	.745	49	153	202	301	136-0	86	178	8	927	11.7	
Cook	36	0	757	147-315	.467	6-31	.194	46-56	.821	21	38	59	84	77-0	43	62	4	346	9.6	
Vincent	24	3	551	91-219	.416	0-1	.000	35-51	.686	36	56	92	22	52-0	5	37	3	217	9.0	
Bowie	18	5	438	72-144	.500	1-5	.200	10-15	.667	25	31	56	29	43-1	18	22	4	155	8.6	
Natt	10	0	185	25-66	.379	0-0	.000	35-48	.729	16	16	32	11	19-0	2	19	2	85	8.5	
Greenwood	38	15	912	105-247	.425	0-0	.000	84-105	.800	92	146	238	55	123-2	30	55	24	294	7.7	
King	46	11	791	141-327	.431	8-32	.250	37-48	.771	33	107	140	79	97-2	27	74	7	327	7.1	
Comegys	67	10	1119	166-341	.487	0-2	.000	106-161	.658	112	122	234	30	160-2	42	85	63	438	6.5	
M. Anderson	36	12	730	73-175	.417	1-7	.143	57-82	.695	44	45	89	153	64-0	44	84	3	204	5.7	
Smrek	43	18	623	72-153	.471	0-0	.000	49-76	.645	42	87	129	12	102-2	13	48	58	193	4.5	
Gudmundsson	5	3	70	9-25	.360	0-0	.000	3-4	.750	5	11	16	5	15-0	1	8	1	21	4.2	
Jones	7	0	92	9-25	.360	0-0	.000	8-13	.615	6	10	16	7	8-0	2	7	2	26	3.7	
Roth	47	3	464	52-143	.364	2-10	.200	52-76	.684	20	36	56	48	55-0	19	33	4	158	3.4	
Whitehead	52	4	580	69-176	.392	0-0	.000	30-45	.667	49	80	129	17	107-1	22	22	4	168	3.2	
Mitchell	2	0	33	2-9	.222	0-0	.000	1-4	.250	1	2	3	1	2-0	1	4	0	5	2.5	
Smart	2	0	12	0-2	.000	0-1	.000	2-2	1.000	0	1	1	2	0-0	0	2	0	2	1.0	
Stroeder	1	0	2	0-0	.000	0-0	.000	0-0	.000	0	0	0	0	2-0	0	1	0	0	0.0	
SPURS	82			3469-7409	.468	63-293	.215	1651-2367	.698	1295	2181	3476	2037	2153-36	961	1712	423	8652	105.5	
OPPONENTS	82			3486-7148	.488	172-532	.323	2105-2714	.776	1256	2462	3718	2062	1938-21	915	1728	545	9249	112.8	

21-61 (FIFTH IN MIDWEST DIVISION)

DATE	OPPONENT	W-L	SCORE	REC.	ATT.	HI-SCORER	HI-REBOUNDER
NOVEMBER RECORD:		5-8 (HOME: 4-3, ROAD: 1-5)					
11-5	LA LAKERS	W	122-107	1-0	15,861	30-Robertson/W. And.	8-Robertson
11-8	@ Houston	L	102-120	1-1	16,611	22-Dawkins	13-G. Anderson
11-9	MIAMI	W	117-93	2-1	9,226	29-W. Anderson	7-Greenwd/G. And/Dawk
11-11	@ Dallas	L	102-115	2-2	17,007	19-Cook	10-Greenwd/G. And/Robt
11-12	UTAH	L	96-105	2-3	11,889	30-Dawkins	17-G. Anderson
11-16	DETROIT	L	88-94	2-4	11,991	19-Dawkins/G. And.	13-G. Anderson
11-17	@ Denver	L	112-139	2-5	10,079	23-Dawkins	4-Grnwd/W. And/Dawk
11-19	CHARLOTTE	L	105-107	2-6	10,863	24-W. And/Robertson	13-G. Anderson
11-23	ATLANTA	W	119-109	3-6	11,874	22-W. And/G. And/Rob	12-G. Anderson
11-25	@ Utah	L	95-115	3-7	12,444	24-G. Anderson	9-G. Anderson
11-26	PHOENIX	W	117-104	4-7	10,583	34-Robertson	11-G. Anderson/Robertson
11-29	@ Atlanta	L	104-120	4-8	13,133	26-G. Anderson	17-G. Anderson
11-30	@ Miami	W	105-101	5-8	14,298	27-Robertson	8-Robertson/Brickowski
DECEMBER RECORD:		2-12 (HOME: 2-5, ROAD: 0-7)					
12-3	NEW YORK	W	122-109	6-8	12,826	23-Robertson	8-G. Anderson
12-6	SEATTLE	L	107-112	6-9	8,557	28-Robertson	9-G. Anderson
12-8	CLEVELAND	L	95-104	6-10	9,521	19-Dawkins	10-Brickowski
12-11	@ Portland	L	123-128 (OT)	6-11	12,848	25-Brickowski	12-Brickowski
12-13	@ Sacramento	L	89-108	6-12	16,517	21-Dawkins	10-Greenwood
12-15	@ Seattle	L	107-122	6-13	9,117	27-W. Anderson	17-G. Anderson
12-17	GOLDEN STATE	L	113-123	6-14	9,162	25-W. Anderson	9-G. Anderson
12-18	@ Houston	L	109-120	6-15	16,611	29-G. Anderson	10-G. Anderson
12-20	@ Phoenix	L	110-128	6-16	9,550	14-Dawkins/G. And.	7-Robertson
12-21	SACRAMENTO	W	125-107	7-16	8,879	17-G. Anderson	9-Robertson
12-23	LA CLIPPERS	L	108-114	7-17	10,443	22-W. Anderson	11-W. Anderson
12-26	@ Miami	L	109-111	7-18	15,008	23-G. Anderson	12-Brickowski
12-27	@ Dallas	L	101-110	7-19	17,007	25-Robertson	6-W. Anderson
12-30	BOSTON	L	99-112	7-20	15,861	23-G. Anderson	8-G. Anderson
JANUARY RECORD:		5-10 (HOME: 4-4, ROAD: 1-6)					
1-3	DENVER	W	129-105	8-20	7,965	24-W. Anderson	17-Greenwood
1-5	PHILADELPHIA	W	119-104	9-20	10,552	36-W. Anderson	7-W. Anderson
1-7	@ Golden State	W	104-102	10-20	13,913	36-W. Anderson	12-Greenwood
1-8	@ LA Lakers	L	96-126	10-21	17,505	19-W. Anderson	8-G. Anderson
1-11	HOUSTON	L	117-122 (OT)	10-22	11,966	29-Maxwell	13-Greenwood
1-12	@ Utah	L	91-115	10-23	12,444	16-Brickowski	10-G. Anderson
1-14	PORTLAND	L	99-103	10-24	12,864	27-Robertson	12-Greenwood
1-16	@ New York	L	106-116	10-25	19,591	20-W. Anderson	12-G. Anderson
1-17	@ New Jersey	L	112-117	10-26	8,534	25-W. Anderson	9-G. And/Brick/Grnwd
1-19	@ Washington	L	112-115	10-27	6,146	30-Robertson	9-Brickowski
1-23	MIAMI	W	119-101	11-27	9,404	26-W. Anderson	7-Greenwood
1-25	UTAH	L	103-107	11-28	9,925	25-G. Anderson	10-Greenwood
1-27	@ Dallas	L	82-126	11-29	17,007	16-Brickowski/Natt	9-G. And/Brick
1-28	HOUSTON	L	91-96	11-30	15,496	23-Maxwell	8-G. Anderson
1-31	DENVER	W	117-111	12-30	8,041	26-Maxwell	13-G. Anderson
FEBRUARY RECORD:		1-12 (HOME: 0-3, ROAD: 1-9)					
2-3	@ LA Clippers	W	106-101	13-30	9,450	21-Maxwell	12-G. Anderson
2-4	@ Portland	L	100-137	13-31	12,848	15-G. And/W. And	12-G. Anderson
2-7	@ Sacramento	L	99-114	13-32	16,517	26-W. Anderson	7-G. Anderson/Brickowski
2-9	CHICAGO	L	103-108	13-33	15,861	19-Brick/W. And/Max	9-Brickowski
2-14	@ Seattle	L	113-129	13-34	11,506	18-W. Anderson	7-G. Anderson
2-15	@ Golden State	L	96-133	13-35	13,941	21-M-Anderson	9-Brickowski
2-18	@ Utah	L	93-107	13-36	12,444	22-Brickowski	9-Comegys
2-20	DALLAS	L	93-105	13-37	9,326	24-Brickowski	8-King
2-22	GOLDEN STATE	L	107-118	13-38	9,427	26-Brickowski	18-G. Anderson
2-24	@ Indiana	L	93-112	13-39	10,306	22-Maxwell	9-G. And/Comegys
2-25	@ Charlotte	L	113-124	13-40	23,388	28-W. Anderson	10-Brickowski
2-27	@ Milwaukee	L	96-105	13-41	14,862	22-Brickowski	10-G. Anderson
2-28	@ Chicago	L	102-121	13-42	17,416	22-W. Anderson	8-W. Anderson
MARCH RECORD:		6-10 (HOME: 6-2, ROAD: 0-8)					
3-2	@ Cleveland	L	84-112	13-43	17,996	16-G. And/Comegys	7-G. Anderson
3-4	DENVER	W	106-89	14-43	11,940	24-Brickowski	9-Comegys/Brickowski
3-7	PORTLAND	L	103-116	14-44	8,592	27-Brickowski	8-W. Anderson
3-9	NEW JERSEY	W	112-98	15-44	10,484	29-Robertson	10-G. Anderson
3-11	DALLAS	W	97-90	16-44	12,748	20-W. Anderson	9-G. Anderson
3-13	LA CLIPPERS	L	103-115	16-45	9,402	20-W. Anderson	7-Comegys/G. And.
3-15	MILWAUKEE	W	110-108	17-45	8,778	25-W. Anderson	11-G. Anderson
3-16	@ Denver	L	102-119	17-46	12,083	19-Maxwell	11-Vincent/Smrek
3-18	UTAH	W	114-98	18-46	13,228	27-Robertson	11-Robertson
3-20	@ Boston	L	108-119	18-47	14,890	20-Brickowski	9-Brickowski/Smrek
3-22	@ Detroit	L	94-115	18-48	21,454	20-Brickowski	7-Brickowski
3-24	@ Philadelphia	L	122-135	18-49	13,128	26-Brickowski	6-Brickowski
3-25	@ Miami	L	105-107	18-50	14,298	30-W. Anderson	10-Robertson
3-28	WASHINGTON	W	130-114	19-50	10,139	29-W. Anderson	10-G. Anderson
3-30	@ LA Lakers	L	98-138	19-51	17,505	17-W. Anderson	11-G. Anderson
3-31	@ LA Clippers	L	106-109	19-52	10,599	24-W. And/Robertson	15-Brickowski
APRIL RECORD:		2-9 (HOME: 2-6, ROAD: 0-3)					
4-4	MIAMI	W	109-87	20-52	9,736	22-W. Anderson	12-G. Anderson
4-6	SACRAMENTO	W	122-116	21-52	10,859	28-Maxwell	9-Robertson
4-8	INDIANA	L	126-128 (OT)	21-53	11,045	31-W. Anderson	10-Robertson
4-10	SEATTLE	L	89-102	21-54	12,448	22-W. Anderson	8-Robertson
4-12	LA LAKERS	L	100-107	21-55	15,861	22-Maxwell	7-W. Anderson
4-14	DALLAS	L	110-118	21-56	10,720	24-Robertson	9-Robertson
4-15	@ Phoenix	L	91-137	21-57	14,471	23-Robertson	10-G. Anderson
4-17	@ Houston	L	91-99	21-58	16,611	20-Vincent	8-G. And/Whitehead
4-19	HOUSTON	L	84-99	21-59	12,176	18-Robertson	8-G. Anderson
4-20	@ Denver	L	113-136	21-60	13,163	24-Bowie	9-G. Anderson
4-22	PHOENIX	L	111-121	21-61	12,995	24-W. Anderson	8-W. Anderson

1989-90 RECAP



David Robinson

RECORD

56-26 (34-7 home: 22-19 road)
First in Midwest Division

HONORS

David Robinson, NBA Rookie of the Year
David Robinson, IBM Award
David Robinson, All-NBA Third Team
David Robinson, All-Defensive Second Team
David Robinson, NBA All-Star
David Robinson, NBA All-Rookie First Team
Sean Elliott, NBA All-Rookie Second Team
Bob Bass, NBA Executive of the Year

PLAYOFFS

Defeated Denver, First Round, 3-0
Lost to Portland,
Western Conference Semifinals, 4-3

SPURS LEADERS

Scoring: David Robinson 24.3 ppg
Rebounding: David Robinson 12.0 rpg
Assists: Rod Strickland 8.0 apg

Head Coach: Larry Brown
Assistants: Gregg Popovich, R.C. Buford & Alvin Gentry

1989-90 SEASON NOTES

- The Spurs made several moves during the off-season and assembled a new-look team for the 1989-90 season ... on 5/28 the Spurs obtained All-Star forward Terry Cummings from Milwaukee in exchange for Alvin Robertson ... in the 1989 NBA Draft the Spurs selected forward Sean Elliott with the third overall choice ... and on 8/28 the Spurs sent Johnny Dawkins and Jay Vincent to the Sixers in exchange for Maurice Cheeks, David Wingate and Christian Welp ... in addition, Caldwell Jones and Zarko Paspalj were signed as free agents ... of course the biggest addition was David Robinson, who completed his two-year Navy commitment ... in all, nine new faces were on the Spurs 1989-90 roster.
- All the moves worked as the Spurs set what was an NBA record at the time for the biggest turnaround between two seasons, increasing their win total by 35 over the 1988-89 campaign (56 wins vs. 21 in '88-89).
- David Robinson was named the NBA Rookie of the Month each month of the season.
- The Spurs made one final big move during the season, sending Mo Cheeks to the Knicks in exchange for Rod Strickland on 2/21 ... on the same day the Spurs traded guard Vernon Maxwell to the Rockets for cash.


1989-90 SPURS FINAL STATISTICS (56-26)

				3-POINT						REBOUNDING								SCORING	
PLAYER	G	GS	MIN	FGM-FGA	PCT.	FGM-FGA	PCT.	FTM-FTA	PCT.	OFF	DEF	TOT	AST	PF-DQ	STL	TO	BLK	PTS	AVG.
Robinson	82	81	3002	690-1300	.531	0-2	.000	613-837	.732	303	680	983	164	259-3	138	257	319	1993	24.3
Cummings	81	78	2821	728-1532	.475	19-59	.322	343-440	.780	226	451	677	219	286-1	110	202	52	1818	22.4
Anderson	82	81	2788	532-1082	.492	7-26	.269	217-290	.748	115	257	372	364	252-3	111	198	58	1288	15.7
Strickland	31	24	1121	173-370	.468	2-9	.222	91-148	.615	47	86	133	249	89-3	57	85	6	439	14.2
Cheeks	50	49	1766	215-450	.478	1-9	.111	114-137	.832	39	128	167	302	46-0	82	85	5	545	10.9
Elliott	81	69	2032	311-647	.481	1-9	.111	187-216	.866	127	170	297	154	172-0	45	112	14	810	10.0
Maxwell	49	2	1118	133-306	.435	15-52	.288	59-95	.621	35	106	141	146	79-0	42	71	5	340	6.9
Wingate	78	2	1856	220-491	.448	0-13	.000	87-112	.777	62	133	195	208	154-2	89	127	18	527	6.8
Brickowski	78	12	1438	211-387	.545	0-2	.000	95-141	.674	89	238	327	105	226-4	66	93	37	517	6.6
Williams	10	0	68	19-42	.452	0-5	.000	4-6	.667	3	5	8	5	16-0	1	4	3	42	4.2
Paspalj	28	1	181	27-79	.342	0-1	.000	18-22	.818	15	15	30	10	37-0	3	21	7	72	2.6
Jones	72	2	885	67-144	.465	1-5	.200	38-54	.704	76	154	230	20	146-2	20	48	27	173	2.4
Moore	53	8	516	47-126	.373	8-34	.235	16-27	.593	16	36	52	82	55-0	32	39	3	118	2.2
Blab	7	0	50	6-11	.545	0-0	.000	3-6	.500	1	8	9	1	9-0	0	5	0	15	2.1
Lebo	4	0	32	2-7	.286	0-0	.000	2-2	1.000	2	2	4	3	7-0	2	1	0	6	1.5
Welp	13	1	56	7-23	.304	0-0	.000	1-2	.500	7	5	12	5	21-0	1	6	0	15	1.2
SPURS	82			3388-6997	.484	54-226	.239	1888-2535	.745	1163	2474	3637	2037	1854-18	799	1399	554	8718	106.3
OPPONENTS	82			3269-7090	.461	231-624	.370	1663-2169	.767	1125	2241	3366	1967	1919-20	760	1420	416	8432	102.8

56-26 (FIRST IN MIDWEST DIVISION)

DATE	OPPONENT	W-L	SCORE	REC.	ATT.	HI-SCORER	HI-REBOUNDER
NOVEMBER RECORD:							
11-4	LA LAKERS	W	106-98	1-0	15,868	23-Robinson	17-Robinson
11-6	PORTLAND	L	104-108	1-1	14,278	21-Cummings	18-Robinson
11-10	@ Utah	L	92-106	1-2	12,616	27-Robinson	13-Robinson
11-11	DENVER	W	122-108	2-2	15,198	28-Robinson	11-Robinson
11-14	@ Milwaukee	L	97-108	2-3	14,120	22-Anderson	8-Anderson
11-15	@ Minnesota	W	86-76	3-3	20,382	22-Cummings	13-Robinson
11-17	@ Philadelphia	L	101-108	3-4	18,168	20-Robinson	14-Robinson
11-18	@ New Jersey	W	110-95	4-4	13,269	23-Robinson	15-Robinson
11-21	PHOENIX	W	107-98	5-4	13,726	20-Robinson	15-Robinson
11-24	@ LA Clippers	W	90-89	6-4	13,916	22-Elliott	12-Anderson
11-26	@ LA Lakers	L	112-132	6-5	17,505	25-Robinson	6-Cummings/Robinson
11-28	SEATTLE	W	117-104	7-5	12,113	32-Cummings	12-Robinson
11-30	DALLAS	W	93-89	8-5	12,110	20-Cummings	17-Robinson
DECEMBER RECORD:							
12-2	CHARLOTTE	W	118-110	9-5	13,371	32-Robinson	18-Robinson
12-6	GOLDEN STATE	W	121-119	10-5	10,588	28-Robinson	12-Cummings/Robinson
12-8	@ Dallas	W	99-93	11-5	17,007	29-Robinson	14-Robinson
12-9	NEW JERSEY	W	109-92	12-5	14,930	26-Robinson	8-Cummings
12-12	@ Atlanta	L	94-102	12-6	12,760	18-Cummings/Cheeks	7-Brickowski
12-14	HOUSTON	W	104-100	13-6	15,353	26-Cummings	10-Elliott
12-16	ORLANDO	W	125-116	14-6	12,159	29-Cummings	16-Robinson
12-20	SACRAMENTO	W	103-100	15-6	12,457	26-Cummings/Rob	15-Robinson
12-22	@ Phoenix	W	119-115	16-6	14,487	29-Cummings	11-Robinson
12-23	UTAH	W	115-98	17-6	15,910	28-Cummings	8-Robinson
12-26	@ Charlotte	W	107-82	18-6	23,901	32-Cummings	14-Robinson
12-27	@ Washington	W	107-97	19-6	13,522	34-Robinson	10-Cummings
12-29	@ Chicago	L	97-101	19-7	18,676	26-Cummings	13-Robinson
JANUARY RECORD:							
1-3	PHILADELPHIA	W	103-94	20-7	15,543	22-Cummings/Rob	13-Robinson
1-6	MINNESOTA	W	109-96	21-7	15,910	22-Cummings/Rob	11-Cummings
1-8	@ Orlando	L	102-111	21-8	15,077	32-Robinson	10-Robinson
1-9	@ Miami	W	107-102	22-8	15,008	31-Cummings	12-Robinson
1-12	@ Boston	W	97-90	23-8	14,890	21-Anderson	10-Robinson
1-13	@ New York	L	101-107	23-9	18,212	27-Cummings/Rob	10-Cummings
1-15	@ Cleveland	L	89-92	23-10	17,657	28-Robinson	12-Cummings
1-17	NEW YORK	W	101-97	24-10	15,910	26-Anderson	10-Cummings
1-19	CLEVELAND	W	104-101	25-10	15,910	32-Robinson	12-Robinson
1-20	@ Denver	L	99-126	25-11	15,817	24-Robinson	14-Brickowski
1-22	WASHINGTON	W	124-115	26-11	13,244	28-Robinson	15-Robinson
1-24	LA CLIPPERS	W	106-98	27-11	12,801	31-Cummings	15-Robinson
1-26	@ Portland	L	103-109	27-12	12,884	27-Robinson	9-Robinson
1-27	@ Seattle	L	98-109	27-13	14,519	23-Robinson	9-Cummings
1-29	@ LA Lakers	W	86-84	28-13	17,505	20-Cummings	16-Robinson
1-31	CHARLOTTE	W	129-95	29-13	13,276	52-Cummings	15-Robinson
FEBRUARY RECORD:							
2-2	@ Charlotte	W	118-107	30-13	23,901	29-Cummings	15-Robinson
2-3	CHICAGO	W	112-111	31-13	15,910	33-Robinson	21-Robinson
2-6	ATLANTA	W	105-94	32-13	13,430	23-Cummings	10-Robinson
2-8	INDIANA	L	100-105	32-14	13,626	21-Robinson	12-Cummings
2-13	@ Dallas	L	96-103	32-15	17,007	22-Cummings	11-Robinson
2-14	BOSTON	L	95-106	32-16	15,910	32-Robinson	11-Robinson
2-16	UTAH	W	100-86	33-16	15,910	27-Cummings	11-Cummings
2-17	@ Houston	W	104-102	34-16	16,611	22-Cummings	7-Cummings/Robinson
2-20	LA LAKERS	L	114-115	34-17	15,910	30-Cummings	16-Robinson
2-23	MINNESOTA	W	105-95	35-17	15,910	24-Robinson	12-Robinson
2-25	@ LA Clippers	W	107-106	36-17	14,041	26-Robinson	14-Robinson
2-26	@ Sacramento	W	106-96	37-17	17,014	24-Cummings	9-Robinson
2-28	@ Golden State	L	135-144	37-18	15,025	38-Robinson	24-Cummings
MARCH RECORD:							
3-2	GOLDEN STATE	W	131-115	38-18	15,910	41-Robinson	17-Robinson
3-3	@ Utah	L	98-112	38-19	12,616	29-Cummings	12-Robinson
3-5	HOUSTON	L	105-109	38-20	15,345	29-Robinson	9-Robinson
3-10	DENVER	W	118-111	39-20	15,910	26-Robinson	12-Cummings
3-12	@ Minnesota	W	92-88	40-20	19,834	21-Robinson	10-Cummings
3-13	@ Indiana	W	103-102	41-20	11,659	26-Robinson	15-Robinson
3-15	@ Detroit	L	98-110	41-21	21,454	25-Cummings	13-Robinson
3-17	MIAMI	W	111-98	42-21	15,910	28-Cummings	12-Cummings
3-19	@ Phoenix	W	113-102	43-21	14,487	35-Robinson	14-Robinson
3-20	@ Seattle	W	128-106	44-21	14,541	39-Robinson	11-Robinson
3-22	PORTLAND	W	107-106	45-21	15,561	29-Robinson	19-Robinson
4-2	DETROIT	W	105-98	46-21	15,910	40-Cummings	9-Robinson
3-26	@ Houston	L	95-113	46-22	16,611	24-Robinson	12-Robinson
3-27	SEATTLE	W	115-103	47-22	14,345	31-Cummings	12-Robinson
3-29	DALLAS	L	105-109	47-23	15,335	33-Robinson	10-Strickland
3-31	MILWAUKEE	W	107-100	48-23	15,910	24-Cummings	11-Cummings/Robinson
APRIL RECORD:							
4-3	MINNESOTA	L	90-92	48-24	12,568	24-Anderson	13-Robinson
4-4	@ Dallas	L	98-104	48-25	17,007	32-Robinson	12-Robinson
4-7	@ Sacramento	W	111-93	49-25	17,014	28-Cummings	10-Robinson
4-8	@ Portland	L	105-112	49-26	12,884	36-Robinson	19-Robinson
4-10	@ Golden State	W	132-122	50-26	15,025	36-Robinson	12-Robinson
4-12	LA CLIPPERS	W	105-98	51-26	15,910	32-Robinson	13-Robinson
4-14	SACRAMENTO	W	105-94	52-26	15,910	25-Cummings	9-Robinson
4-16	@ Charlotte	W	110-101	53-26	23,901	28-Anderson	12-Robinson
4-18	UTAH	W	102-93	54-26	15,910	30-Robinson	16-Robinson
4-20	@ Denver	W	112-98	55-26	17,022	26-Robinson	12-Cummings
4-22	PHOENIX	W	108-93	56-26	15,910	27-Cummings	18-Robinson

1990-91 RECAP



Rod Strickland

RECORD

55-27 (33-8 home: 22-19 road)
First in Midwest Division

HONORS

David Robinson, NBA Rebounding Title
David Robinson, IBM Award
David Robinson, All-NBA First Team
David Robinson, All-Defensive First Team
David Robinson, NBA All-Star

PLAYOFFS

Lost to Golden State, First Round, 3-1

SPURS LEADERS

Scoring: David Robinson 25.6 ppg
Rebounding: David Robinson 13.0 rpg
Assists: Rod Strickland 8.0 apg

Head Coach: Larry Brown
Assistants: Gregg Popovich & R.C. Buford

1990-91 SEASON NOTES

- During the off-season, the Spurs picked up Paul Pressey and Sidney Green via trades and Dwayne Schintzius, Tony Massenburg and Sean Higgins in the 1990 NBA Draft.
- David Robinson was the top vote-getter in the Western Conference and earned the starting center spot in the 1991 NBA All-Star Game ... Robinson led the NBA in rebounding, becoming the first Spur ever to capture an NBA Rebounding Title.
- The Spurs 55-27 record could have been better, but guard Rod Strickland missed 21 games after breaking his hand in a fight and in the 21 games he missed, the Spurs were just 10-11.
- The Spurs got win number 1,000 in franchise history on 2/26 with a 102-101 overtime win over Portland.
- Terry Cummings scored his 15,000th point on 4/5 at Chicago.


1990-91 SPURS FINAL STATISTICS (55-27)

				3-POINT								REBOUNDING									SCORING	
PLAYER	G	GS	MIN	FGM-FGA	PCT.	FGM-FGA	PCT.	FTM-FTA	PCT.	OFF	DEF	TOT	AST	PF-DQ	STL	TO	BLK	PTS	AVG.			
Robinson	82	81	3095	754-1366	.552	1-7	.143	592-777	.762	335	728	1063	208	264-5	127	270	320	2101	25.6			
Cummings	67	62	2195	503-1039	.484	7-33	.212	164-240	.683	194	327	521	157	225-5	61	131	30	1177	17.6			
Elliott	82	82	3044	478-976	.490	20-64	.313	325-402	.808	142	314	456	238	190-2	69	147	33	1301	15.9			
Anderson	75	75	2592	453-991	.457	7-35	.200	170-213	.798	68	283	351	358	226-4	79	167	46	1083	14.4			
Strickland	58	56	2076	314-651	.482	11-33	.333	161-211	.763	57	162	219	463	125-0	117	156	11	800	13.8			
Williams	22	0	354	61-127	.480	14-26	.538	35-41	.854	17	42	59	46	64-2	20	36	11	171	7.8			
Pressey	70	18	1683	201-426	.472	16-57	.281	110-133	.827	50	126	176	271	174-1	63	130	32	528	7.5			
Green	66	7	1099	177-384	.461	0-3	.000	89-105	.848	98	215	313	52	172-0	32	89	13	443	6.7			
Wingate	25	0	563	53-138	.384	1-9	.111	29-41	.707	24	51	75	46	66-0	19	42	5	136	5.4			
Lett	7	0	99	14-29	.483	0-1	.000	6-9	.667	1	6	7	7	9-0	2	8	1	34	4.9			
Johnson	47	10	742	101-209	.483	1-5	.200	38-55	.691	13	43	56	153	40-0	33	47	2	241	5.1			
Higgins	50	0	464	97-212	.458	3-19	.158	28-33	.848	18	45	63	35	53-0	8	49	1	225	4.5			
Greenwood	63	11	1018	85-169	.503	0-2	.000	69-94	.734	61	160	221	52	172-3	29	71	25	239	3.8			
Schintzius	42	7	398	68-155	.439	0-2	.000	22-40	.550	28	93	121	17	64-0	2	34	29	158	3.8			
Myers	8	1	103	10-23	.435	0-1	.000	9-11	.818	2	16	18	14	14-0	3	14	3	29	3.6			
Dinkins	10	0	144	13-33	.394	0-0	.000	8-9	.889	0	11	11	19	12-0	2	13	0	34	3.4			
Massenburg	35	0	161	27-60	.450	0-0	.000	28-45	.622	23	35	58	4	26-0	4	13	9	82	2.3			
SPURS	82			3409-6988	.488	81-297	.273	1883-2459	.766	1131	2657	3788	2140	1896-22	670	1445	571	8782	107.1			
OPPONENTS	82			3265-7289	.448	218-704	.310	1664-2187	.761	1122	2270	3392	1928	2008-31	801	1260	437	8412	102.6			

55-27 (FIRST IN MIDWEST DIVISION)

DATE	OPPONENT	W-L	SCORE	REC.	ATT.	HI-SCORER	HI-REBOUNDER
NOVEMBER RECORD: 8-4 (HOME: 5-0, ROAD: 3-4)							
11-3	LA LAKERS	W	110-99	1-0	15,908	31-Cummings	8-Cummings
11-7	DENVER	W	161-153	2-0	15,908	43-Robinson	9-Robinson
11-8	@ Utah	L	94-103	2-1	12,616	25-Cummings	10-Robinson
11-10	HOUSTON	W	111-110	3-1	15,908	32-Robinson	9-Cummings
11-13	@ Golden State	L	124-128	3-2	15,025	32-Robinson	18-Robinson
11-15	@ Sacramento	W	122-93	4-2	17,014	22-Cummings	9-Elliott
11-17	PHOENIX	W	128-114	5-2	15,908	40-Robinson	14-Robinson
11-21	MINNESOTA	W	114-100	6-2	15,908	30-Robinson	12-Cummings
11-23	@ Dallas	W	107-104	7-2	17,007	32-Robinson	13-Robinson
11-25	@ Portland	L	103-117	7-3	12,884	26-Robinson	12-Robinson
11-27	@ Seattle	W	124-111	8-3	13,293	27-Elliott	12-Robinson
11-28	@ LA Lakers	L	80-97	8-4	17,210	19-Cummings	15-Robinson
DECEMBER RECORD: 11-2 (HOME: 5-2, ROAD: 6-0)							
12-1	DALLAS	W	109-97	9-4	15,908	23-Robinson	13-Robinson
12-5	ATLANTA	L	108-110	9-5	15,908	30-Cummings	8-Robinson
12-8	BOSTON	W	102-96	10-5	15,908	27-Robinson/Anderson	17-Robinson
12-11	@ Detroit	W	95-86	11-5	21,454	27-Robinson	16-Robinson
12-12	@ Charlotte	W	92-81	12-5	23,901	24-Robinson	17-Robinson
12-14	@ Cleveland	W	116-106	13-5	16,674	23-Robinson	18-Cummings
12-15	@ Minnesota	W	90-74	14-5	19,006	26-Robinson	17-Robinson
12-18	@ Houston	W	96-95	15-5	16,611	23-Elliott	13-Robinson
12-19	DENVER	W	144-109	16-5	15,908	18-Elliott	10-Elliott
12-21	@ Phoenix	W	132-128	17-5	14,487	34-Robinson	15-Robinson
12-22	MILWAUKEE	L	98-114	17-6	15,908	25-Robinson	8-Robinson
12-26	MIAMI	W	111-97	18-6	15,908	24-Anderson	18-Robinson
12-28	SACRAMENTO	W	104-88	19-6	15,908	27-Robinson	13-Robinson
JANUARY RECORD: 12-5 (HOME: 8-1, ROAD: 4-4)							
1-2	@ Indiana	L	109-121	19-7	12,002	22-Robinson	11-Robinson
1-4	@ New Jersey	W	93-89	20-7	16,044	26-Robinson	21-Robinson
1-5	@ Orlando	W	107-90	21-7	15,077	27-Anderson	13-Robinson
1-7	@ Philadelphia	W	111-102	22-7	18,168	31-Robinson	16-Robinson
1-8	@ Atlanta	L	98-109	22-8	12,608	35-Robinson	16-Robinson
1-10	ORLANDO	W	117-111	23-8	15,908	43-Robinson	12-Robinson
1-12	UTAH	W	112-92	24-8	15,908	22-Robinson	18-Robinson
1-15	@ Utah	L	102-124	24-9	12,616	26-Robinson	9-Robinson
1-16	DALLAS	W	100-94	25-9	15,908	30-Robinson	11-Cummings
1-18	CHARLOTTE	L	110-117	25-10	15,908	26-Robinson	16-Robinson
1-19	@ Denver	W	117-108	26-10	13,851	28-Robinson	19-Robinson
1-22	LA CLIPPERS	W	106-100	27-10	15,645	30-Robinson	14-Robinson
1-24	CLEVELAND	W	111-103	28-10	15,908	30-Robinson	13-Robinson
1-26	MINNESOTA	W	112-105	29-10	15,908	26-Cummings	14-Robinson/Cummings
1-28	SEATTLE	W	119-107	30-10	15,908	28-Anderson	11-Robinson
1-29	@ Houston	L	89-91	30-11	15,002	22-Higgins	17-Robinson
1-31	CHICAGO	W	106-102	31-11	15,908	31-Robinson	17-Robinson
FEBRUARY RECORD: 4-7 (HOME: 3-3, ROAD: 1-4)							
2-2	HOUSTON	L	94-100	31-12	15,908	24-Robinson	11-Robinson
2-5	GOLDEN STATE	L	106-112	31-13	15,908	21-DR/Anderson	14-Robinson
2-7	INDIANA	W	119-108	32-13	15,908	15-Robinson	15-Robinson
2-12	WASHINGTON	W	102-92	33-13	15,908	22-Anderson	13-Green
2-14	PHOENIX	L	97-106	33-14	15,908	21-Johnson	15-Robinson
2-16	@ Dallas	L	94-96	33-15	17,007	34-Robinson	19-Robinson
2-18	@ Utah	L	81-104	33-16	12,616	26-Robinson	11-Schintzius
2-22	@ LA Clippers	L	101-107	33-17	14,818	26-Elliott	11-Cummings
2-24	@ Portland	W	95-88	34-17	12,884	25-Anderson	12-Robinson
2-26	PORTLAND	W	102-101 (OT)	35-17	15,908	25-Robinson/Elliott	21-Robinson
2-28	@ New York	L	93-100	35-18	15,002	23-Robinson	9-Green/Anderson
MARCH RECORD: 12-5 (HOME: 9-0, ROAD: 3-5)							
3-1	@ Boston	L	98-108	35-19	14,890	25-Cummings	12-Robinson
3-3	@ Washington	W	107-85	36-19	17,902	26-Robinson	13-Robinson
3-5	PHILADELPHIA	W	104-99	37-19	15,908	33-Robinson	16-Robinson
3-7	NEW JERSEY	W	111-99	38-19	15,908	25-Cummings	20-Robinson
3-9	SEATTLE	W	112-99	39-19	15,908	30-Robinson	10-Robinson
3-11	UTAH	W	105-96	40-19	15,908	33-Robinson	8-Anderson/Green
3-13	@ LA Clippers	L	93-97	40-20	11,907	27-Anderson	9-Massenburg
3-14	@ Golden State	W	101-99	41-20	15,025	29-Robinson	17-Robinson
3-16	@ Sacramento	L	85-92	41-21	17,014	25-Robinson	19-Robinson
3-17	@ LA Lakers	L	91-98	41-22	17,505	37-Robinson	10-Cummings
3-19	SACRAMENTO	W	104-101	42-22	15,908	30-Robinson	15-Robinson
3-21	@ Orlando	L	102-105	42-23	15,077	27-Cummings	18-Robinson
3-22	@ Miami	W	97-90	43-23	15,008	28-Robinson	6-Robinson/Elliott
4-12	DETROIT	W	85-78	44-23	15,908	25-Robinson	12-Robinson
3-26	NEW YORK	W	129-119	45-23	15,908	34-Elliott	11-Cummings
3-28	ORLANDO	W	119-95	46-23	15,908	21-Elliott/Cummings	9-Robinson/Cummings
3-30	DENVER	W	130-116	47-23	15,908	31-Robinson	11-Robinson
APRIL RECORD: 8-4 (HOME: 3-2, ROAD: 5-2)							
4-2	LA LAKERS	L	115-122	47-24	15,908	36-Robinson	23-Robinson
4-4	@ Milwaukee	W	105-101	48-24	17,163	35-Robinson	13-Robinson
4-5	@ Chicago	W	110-107	49-24	18,676	25-Elliott	13-Robinson
4-7	@ Minnesota	W	92-87	50-24	19,006	29-Robinson	18-Robinson
4-8	GOLDEN STATE	W	115-105	51-24	15,908	26-Elliott	13-Robinson
4-10	PORTLAND	L	100-105	51-25	15,908	27-Robinson	16-Robinson
4-12	@ Seattle	L	99-100	51-26	13,340	24-Robinson	13-Robinson
4-14	@ Phoenix	W	109-101	52-26	14,487	25-Anderson	15-Robinson
4-16	LA CLIPPERS	W	128-98	53-26	15,908	24-Robinson	11-Robinson
4-18	@ Houston	W	102-95	54-26	16,611	21-Cummings	8-Robinson/Green
4-19	@ Denver	L	122-125	54-27	12,596	27-Robinson	13-Robinson
4-21	DALLAS	W	135-101	55-27	15,908	19-Massenburg	14-Cummings

1991-92 RECAP



Terry Cummings

RECORD

47-35 (31-10 home: 16-25 road)
Second in Midwest Division

HONORS

David Robinson,
NBA Defensive Player of the Year
David Robinson, NBA Blocked Shots Title
David Robinson, All-NBA First Team
David Robinson, All-Defensive First Team
David Robinson, NBA All-Star

PLAYOFFS

Lost to Phoenix, First Round, 3-0

SPURS LEADERS

Scoring: David Robinson 23.2 ppg
Rebounding: David Robinson 12.2 rpg
Assists: Rod Strickland 8.6 apg

Head Coach: Larry Brown/Bob Bass
Assistants: Gregg Popovich & R.C. Buford

1991-92 SEASON NOTES

- The Spurs obtained forward Antoine Carr from the Kings on 9/23 in exchange for Dwayne Schintzius ... in December the Spurs signed a pair of free agents – Donald Royal and Vinnie Johnson – and waived two popular players – Avery Johnson and Jud Buechler.
- After missing the first six weeks of the season due to a contract dispute, Rod Strickland joined the Spurs on 12/23.
- Following a rough stretch in December and January, Vice President of Basketball Operations Bob Bass replaced Larry Brown as head coach.
- On 3/21, in just his third season with the Spurs, David Robinson passed George Gervin and became the Spurs all-time career leader in blocked shots.
- The Spurs season came to a grinding halt when David Robinson went down with a torn ligament in his left thumb ... Robinson underwent surgery on 4/1 and missed the final 14 games of the season ... with Robinson and Willie Anderson

1991-92 SPURS FINAL STATISTICS (47-35)


			3-POINT					REBOUNDING									SCORING	
PLAYER	G	MIN	FG-FGA	PCT	FG-FGA	PCT	FT-FTA	PCT	OFF	DEF	TOT	AST	PF-DQ	STL	TO	BLK	PTS	AVG
Robinson	68	2564	592-1074	.551	1-8	.125	393-561	.701	261	568	829	181	219-2	158	182	305	1578	23.2
Cummings	70	2149	514-1053	.488	5-13	.385	177-249	.711	247	384	631	102	210-4	58	115	34	1210	17.3
Elliott	82	3120	514-1040	.494	25-82	.305	285-331	.861	143	296	439	214	149-0	84	152	29	1338	16.3
Strickland	57	2053	300-659	.455	5-15	.333	182-265	.687	92	173	265	491	122-0	118	160	17	787	13.8
Anderson	57	1889	312-685	.455	13-56	.232	107-138	.775	62	238	300	302	151-2	54	140	51	744	13.1
Carr	81	1867	359-732	.490	1-5	.200	162-212	.764	128	218	346	63	264-5	32	114	96	881	10.9
V. Johnson	60	1350	202-499	.405	19-60	.317	55-85	.647	67	115	182	145	93-0	41	74	14	478	8.0
A. Johnson	20	463	55-108	.509	1-5	.200	24-32	.750	5	30	35	100	43-1	21	45	3	135	6.8
Tucker	24	415	60-129	.465	19-48	.396	16-20	.800	8	29	37	27	39-0	21	14	3	155	6.5
Garrick	19	374	44-93	.473	0-1	.000	10-16	.625	8	33	41	63	33-0	21	30	1	98	5.2
Green	80	1127	147-344	.427	0-0	.000	73-89	.820	92	250	342	36	148-0	29	62	11	367	4.6
Royal	60	718	80-178	.449	0-0	.000	92-133	.692	65	59	124	34	73-0	25	39	7	252	4.2
Sutton	67	601	93-240	.388	26-89	.292	34-45	.756	6	41	47	91	111-0	26	70	9	246	3.7
Buechler	11	140	15-30	.500	0-0	.000	3-9	.333	6	16	22	11	18-0	8	5	3	33	3.0
Pressey	56	759	60-161	.373	3-21	.143	28-41	.683	22	73	95	142	86-0	29	64	19	151	2.7
Higgins	6	36	4-15	.267	0-1	.000	7-7	1.000	2	6	8	4	6-0	2	4	0	15	2.5
Massenburg	1	9	1-5	.200	0-0	.000	0-0	.000	0	0	0	0	2-0	0	0	0	2	2.0
Wiley	3	13	3-5	.600	0-0	.000	0-0	.000	0	1	1	1	3-0	0	0	0	6	2.0
Copa	33	132	22-40	.550	0-0	.000	4-13	.308	14	22	36	3	29-0	2	8	6	48	1.5
Bardo	1	1	0-0	.000	0-0	.000	0-0	.000	1	0	1	0	0-0	0	0	0	0	0.0
SPURS	82		3377-7090	.476	118-404	.292	1652-2246	.736	1229	2552	3781	2010	1799-14	729	1308	608	8524	104.0
OPPONENTS	82		3211-7098	.452	243-700	.347	1587-2061	.770	1103	1362	3465	1882	1810-14	753	1252	463	8252	100.6

1991-92 GAME-BY-GAME

47-35 (SECOND IN MIDWEST DIVISION)

DATE	OPPONENT	W-L	SCORE	REC.	ATT.	HI-SCORER	HI-REBOUNDER
NOVEMBER RECORD:		10-3 (HOME: 8-0, ROAD: 2-3)					
11-1	DALLAS	W	140-99	1-0	16,057	24-Robinson	16-Cummings
11-3	@ Seattle	W	106-98	2-0	10,864	33-Robinson	7-Robinson
11-5	@ Denver	L	96-97	2-1	13,976	23-Carr	15-Robinson
11-6	PORTLAND	W	119-93	3-1	16,057	28-Elliott	10-Robinson
11-8	CLEVELAND	W	107-101	4-1	16,057	31-Robinson	11-Robinson
11-13	LA CLIPPERS	W	107-93	5-1	16,057	24-Robinson	11-Elliott
11-16	NEW YORK	W	106-89	6-1	16,057	18-Cummings	9-Robinson
11-20	MINNESOTA	W	113-106	7-1	16,057	22-Robinson	11-Cummings
11-22	@ LA Lakers	L	96-98	7-2	17,505	25-Anderson	15-Robinson
11-24	@ Portland	L	111-116	7-3	12,888	25-Robinson	20-Robinson
11-27	NEW JERSEY	W	106-100	8-3	16,057	31-Robinson	15-Robinson
11-29	@ Atlanta	W	88-85	9-3	14,630	20-Robinson	13-Robinson
11-30	SEATTLE	W	119-101	10-3	16,057	23-Robinson	16-Robinson
DECEMBER RECORD:		6-10 (HOME: 1-3, ROAD: 5-7)					
12-3	@ Sacramento	L	94-99	10-4	17,014	30-Robinson	24-Robinson
12-4	@ LA Clippers	L	81-92	10-5	11,393	24-Elliott	15-Robinson
12-6	UTAH	L	92-93	10-6	16,057	31-Robinson	17-Robinson
12-8	@ Milwaukee	L	82-102	10-7	14,581	19-Robinson	9-Robinson
12-10	@ Indiana	L	102-109	10-8	11,223	22-Anderson	15-Green
12-11	@ Minnesota	W	98-85	11-8	18,247	35-Robinson	14-Robinson
12-13	PHOENIX	L	107-112	11-9	16,057	32-Elliott	15-Robinson
12-14	@ Houston	W	107-100	12-9	16,027	21-Carr	14-Robinson
12-17	@ Dallas	W	98-87	13-9	15,125	22-Robinson	12-Robinson/Anderson
12-18	WASHINGTON	L	93-96	13-10	16,057	25-Elliott	25-Robinson
12-20	@ Phoenix	L	91-116	13-11	14,496	20-Robinson	16-Robinson
12-23	SACRAMENTO	W	101-90	14-11	16,057	23-Elliott	17-Robinson
12-26	@ New York	W	118-89	15-11	19,763	31-Robinson	11-Robinson/Cummings
12-27	@ Cleveland	L	97-103	15-12	20,273	16-Strickland	9-Robinson
12-29	@ Orlando	W	96-87	16-12	15,151	25-Robinson	16-Robinson
12-30	@ Washington	L	84-94	16-13	16,430	25-Robinson	12-Robinson
JANUARY RECORD:		10-5 (HOME: 6-2, ROAD: 4-3)					
1-4	HOUSTON	L	110-112	16-14	16,057	22-Elliott	17-Elliott
1-6	DETROIT	W	100-90	17-14	16,057	20-Robinson	11-Anderson
1-8	LA LAKERS	W	103-87	18-14	16,057	22-Robinson	11-Robinson
1-10	@ Golden State	W	128-120	19-14	15,025	36-Anderson	11-Robinson
1-11	@ Denver	W	96-85	20-14	17,022	22-Strickland	9-Cummings
1-14	GOLDEN STATE	L	123-124	20-15	16,057	35-Anderson	12-Robinson
1-16	@ Minnesota	W	125-111	21-15	18,674	23-Cummings	11-Robinson/Cummings
1-17	@ Chicago	L	96-102	21-16	18,676	20-Robinson	11-Robinson
1-19	@ Boston	L	89-98	21-17	14,890	21-Robinson	9-Robinson
1-21	LA CLIPPERS	W	114-110	22-17	16,057	17-Rob/Cummings	11-Robinson
1-22	@ Utah	L	98-100	22-18	19,911	23-Anderson	11-Robinson
1-24	MILWAUKEE	W	115-86	23-18	16,057	23-Robinson	13-Cummings
1-28	CHICAGO	W	109-104	24-18	16,057	30-Cummings	13-Robinson
1-29	@ Dallas	W	108-93	25-18	15,218	21-Anderson	12-Robinson
1-31	MINNESOTA	W	103-101	26-18	16,057	32-Robinson	14-Robinson
FEBRUARY RECORD:		8-5 (HOME: 7-1, ROAD: 1-4)					
2-4	PORTLAND	W	95-88	27-18	16,057	23-Robinson	16-Cummings
2-6	INDIANA	L	106-117	27-19	16,057	28-Strickland	8-Green
2-11	BOSTON	W	100-84	28-19	16,057	23-Robinson	15-Robinson
2-13	@ Golden State	L	94-109	28-20	15,025	18-Cummings/Anderson	16-Robinson
2-14	@ Seattle	L	91-108	28-21	12,126	21-Robinson	13-Robinson
2-16	@ Sacramento	W	112-106	29-21	17,014	23-Elliott	12-Cummings
2-17	@ LA Clippers	L	110-124	29-22	14,404	30-Cummings	17-Cummings
2-19	MINNESOTA	W	113-103	30-22	16,057	39-Robinson	16-Robinson
2-21	PHILADELPHIA	W	100-90	31-22	16,057	33-Robinson	12-Robinson
2-23	@ Houston	L	83-90	31-23	16,057	16-Robinson	10-Robinson
2-25	MIAMI	W	123-101	32-23	16,057	26-Robinson	10-Cummings
2-27	GOLDEN STATE	W	124-103	33-23	16,057	37-Robinson	24-Robinson
2-29	DENVER	W	115-112	34-23	16,057	34-Robinson	9-Robinson
MARCH RECORD:		8-7 (HOME: 6-1, ROAD: 2-6)					
3-3	@ Minnesota	W	103-102	35-23	18,707	25-Robinson	11-Robinson
3-4	@ Utah	L	93-102	35-24	19,911	28-Robinson	18-Robinson
3-7	PHOENIX	W	122-109	36-24	16,057	23-Robinson	8-Robinson
3-8	@ Dallas	W	93-81	37-24	16,335	18-Robinson	13-Robinson
3-10	ATLANTA	W	103-92	38-24	16,057	22-Cummings	13-Cummings
3-12	HOUSTON	W	104-98	39-24	16,057	31-Cummings	11-Cummings
3-14	UTAH	W	113-106	40-24	16,057	27-Robinson	12-Robinson
3-16	CHARLOTTE	L	112-117	40-25	16,057	31-Robinson	12-Robinson
3-18	SACRAMENTO	W	118-89	41-25	16,057	26-Elliott	15-Robinson
3-21	SEATTLE	W	101-96	42-25	16,057	22-Robinson	17-Robinson
3-23	@ Philadelphia	L	92-105	42-26	15,242	30-Robinson	15-Robinson
3-25	@ Charlotte	L	108-113	42-27	23,698	34-Cummings	15-Cummings
3-27	@ Miami	L	101-118	42-28	15,008	26-Cummings	14-Cummings
3-29	@ Detroit	L	103-107	42-29	21,454	26-Cummings	16-Cummings
3-30	@ New Jersey	L	109-117	42-30	16,756	32-Cummings	15-Cummings
APRIL RECORD:		5-5 (HOME: 3-3, ROAD: 2-2)					
4-1	LA LAKERS	W	104-86	43-30	16,057	35-Cummings	14-Cummings
4-3	ORLANDO	L	106-113	43-31	16,057	30-Carr	24-Cummings
4-5	@ Denver	W	90-87	44-31	13,317	24-Cummings	11-Elliott
4-7	HOUSTON	L	92-95	44-32	16,057	22-Cummings	11-Cummings
4-9	@ LA Lakers	W	102-94	45-32	16,948	23-Elliott	12-Cummings
4-12	@ Portland	L	97-123	45-33	12,888	22-Elliott	12-Cummings
4-14	DALLAS	W	120-108	46-33	16,057	26-Elliott	12-Cummings
4-16	@ Phoenix	L	101-121	46-34	14,496	20-Elliott	10-Cummings
4-17	DENVER	W	108-94	47-34	16,057	34-Cummings	11-Cummings
4-19	UTAH	L	90-101	47-35	16,057	21-Cummings	9-Cummings

1992-93 RECAP



Sean Elliott

RECORD

49-33 (31-10 home: 18-23 road)
Second in Midwest Division

HONORS

David Robinson, All-NBA Third Team
David Robinson,
NBA All-Defensive Second Team
David Robinson, NBA All-Star
Sean Elliott, NBA All-Star

PLAYOFFS

Defeated Portland, First Round, 3-1
Lost to Phoenix,
Western Conference Semifinals, 4-2

SPURS LEADERS

Scoring: David Robinson 23.4 ppg
Rebounding: David Robinson 11.7 rpg
Assists: Avery Johnson 7.5 apg

Head Coach: Jerry Tarkanian/John Lucas
Assistants: Rex Hughes, Ron Adams,
Tom Thibodeau & George Gervin

1992-93 SEASON NOTES

- Under new Head Coach Jerry Tarkanian the Spurs started the season 1-4 ... the Tarkanian era didn't last long ... on 12/18 - with the team posting a 9-11 record - Tark was fired ... 24 hours later he was replaced by John Lucas ... the team responded by winning 24 of their next 28 after the coaching change.
- The Spurs also made some changes on the court ... point guard Avery Johnson was signed as a free agent on 11/19 and on 12/9 the Spurs obtained J.R. Reid from Charlotte in exchange for Sidney Green and a first round draft choice ... other new faces included Dale Ellis and Lloyd Daniels.
- Both David Robinson and Sean Elliott represented the Spurs in the 1993 All-Star Game.
- The Spurs closed a part of their history book on 5/20 when they fell to the Suns 102-100 in Game Six of the Western Conference Semifinals ... the game was the last one the Spurs would ever play in the HemisFair Arena, their home since they moved to San Antonio in the summer of 1973.

1992-93 SPURS FINAL STATISTICS (49-33)


PLAYER	G	MIN	3-POINT						REBOUNDING								SCORING	
			FG-FGA	PCT	FG-FGA	PCT	FT-FTA	PCT	OFF	DEF	TOT	AST	PF-DQ	STL	TO	BLK	PTS	AVG
Robinson	82	3211	676-1348	.501	3-17	.176	561-766	.732	229	727	956	301	239-5	127	241	264	1916	23.4
Elliott	70	2604	451-918	.491	37-104	.356	268-337	.795	85	237	322	265	132-1	68	152	28	1207	17.2
Ellis	82	2731	545-1092	.499	119-297	.401	157-197	.797	81	231	312	107	179-0	78	111	18	1366	16.7
Carr	71	1947	379-705	.538	0-5	.000	174-224	.777	107	281	388	97	264-5	35	96	87	932	13.1
Reid	66	1592	241-497	.485	0-4	.000	171-222	.770	100	286	386	56	217-2	36	101	26	653	9.9
Daniels	77	1573	285-644	.443	59-177	.333	72-99	.727	86	130	216	148	144-0	38	102	30	701	9.1
Johnson	75	2030	256-510	.502	0-8	.000	144-182	.791	20	126	146	561	141-0	85	145	16	656	8.7
Del Negro	73	1526	218-430	.507	6-24	.250	101-117	.863	19	144	163	291	146-0	44	92	1	543	7.4
Anderson	38	560	80-186	.430	1-8	.125	22-28	.786	7	50	57	79	52-0	14	44	6	183	4.8
Mack	40	267	47-118	.398	3-22	.136	45-58	.776	18	30	48	15	44-0	14	22	5	142	3.6
Green	15	202	20-49	.408	0-0	.000	13-15	.867	18	53	71	19	21-1	5	12	3	53	3.5
Cummings	8	76	11-29	.379	0-0	.000	5-10	.500	6	13	19	4	17-0	1	2	1	27	3.4
Wood	64	598	52-117	.444	5-21	.238	46-55	.836	38	59	97	34	93-1	13	29	12	155	2.4
Othick	4	39	3-5	.600	2-4	.500	0-2	.000	1	1	2	7	7-0	1	4	0	8	2.0
Bedford	16	66	9-27	.333	1-1	1.000	6-12	.500	1	9	10	0	15-0	0	1	1	25	1.6
Smith	66	833	38-87	.437	0-0	.000	9-22	.409	103	165	268	28	133-2	23	39	16	85	1.3
SPURS	82		3311-6762	.490	236-692	.341	1794-2346	.765	919	2542	3461	2012	1844-17	582	1227	514	8652	105.5
OPPONENTS	82		3290-7177	.458	270-747	.361	1583-2051	.722	1082	2388	3470	1905	1998-33	655	1131	373	8433	102.8

1992-93 GAME-BY-GAME

49-33 (SECOND IN MIDWEST DIVISION)

DATE	OPPONENT	W-L	SCORE	REC.	ATT.	HI-SCORER	HI-REBOUNDER
NOVEMBER RECORD:							
11-6	@ Sacramento	L	106-114	0-1	17,317	29-Elliott	9-Carr
11-7	@ Denver	L	121-125 (2OT)	0-2	17,022	30-Robinson	11-Robinson/Elliott
11-10	MILWAUKEE	W	104-98	1-2	16,057	29-Robinson	9-Robinson
11-12	ATLANTA	L	97-104	1-3	16,057	30-Robinson	12-Green
11-14	HOUSTON	L	87-93	1-4	16,057	26-Robinson	19-Robinson
11-17	CLEVELAND	W	106-95	2-4	16,057	20-Ellis	13-Robinson
11-19	DALLAS	W	123-95	3-4	16,057	26-Elliott	9-Green
11-21	@ Houston	L	100-103	3-5	12,229	18-Carr	13-Robinson
11-24	@ Portland	L	91-95	3-6	12,888	24-Carr	14-Robinson
11-25	@ Utah	W	128-102	4-6	19,911	25-Robinson	10-Carr
11-28	SEATTLE	W	104-97	5-6	16,057	42-Robinson	10-Robinson
DECEMBER RECORD:							
12-1	@ Washington	L	106-119	5-7	15,642	28-Robinson	12-Robinson
12-2	@ Philadelphia	W	98-82	6-7	12,731	27-Robinson	21-Robinson
12-4	@ New Jersey	L	103-108 (OT)	6-8	15,068	23-Robinson	13-Robinson
12-5	@ Atlanta	L	105-113	6-9	11,301	22-Carr	11-Carr
12-8	UTAH	W	121-103	7-9	16,057	32-Elliott	18-Robinson
12-10	MIAMI	W	101-91	8-9	16,057	26-Robinson	10-Robinson
12-12	@ Dallas	W	113-91	9-9	13,903	22-Robinson	15-Reid
12-15	LA LAKERS	L	101-107	9-10	16,057	28-Robinson	14-Robinson
12-17	@ Houston	L	109-121	9-11	13,706	24-Ellis	12-Robinson
12-18	DALLAS	W	122-101	10-11	16,075	41-Elliott	12-Smith
12-22	DENVER	W	113-108	11-11	16,057	23-Elliott/Ellis	18-Robinson
12-25	@ LA Clippers	W	103-94	12-11	13,780	32-Elliott	12-Robinson
12-26	@ LA Lakers	W	104-92	13-11	17,505	27-Elliott/Ellis	11-Robinson
12-28	GOLDEN STATE	L	105-106	13-12	16,057	32-Robinson	12-Robinson
12-30	@ Denver	W	114-94	14-12	17,022	29-Robinson	11-Robinson/Reid
JANUARY RECORD:							
1-3	PHOENIX	W	114-113 (OT)	15-12	16,057	33-Robinson	11-Robinson
1-5	@ Utah	L	87-113	15-13	19,911	21-Carr	9-Robinson
1-7	UTAH	W	109-99	16-13	16,057	33-Ellis	11-Carr
1-9	PORTLAND	W	109-93	17-13	16,057	32-Robinson	10-Robinson
1-11	@ Detroit	W	109-91	18-13	21,454	23-Ellis	14-Robinson
1-13	@ Minnesota	W	89-81	19-13	17,852	18-Ellis	19-Robinson
1-14	@ Milwaukee	W	108-93	20-13	13,854	26-Ellis	16-Robinson
1-16	CHARLOTTE	W	124-111	21-13	16,057	52-Robinson	14-Robinson
1-19	DENVER	W	121-110	22-13	16,057	29-Robinson	14-Robinson
1-22	DETROIT	W	123-109	23-13	16,057	25-Robinson	18-Robinson
1-24	CHICAGO	W	103-99	24-13	16,057	24-Robinson	13-Robinson
1-27	@ Seattle	W	119-99	25-13	14,651	24-Reid	15-Robinson
1-29	@ Phoenix	L	110-125	25-14	19,023	19-Elliott/Ellis	10-Robinson
1-30	SACRAMENTO	W	129-124	26-14	16,057	27-Ellis	12-Robinson
FEBRUARY RECORD:							
2-2	NEW JERSEY	W	111-93	27-14	16,057	24-Ellis	12-Robinson
2-4	INDIANA	W	133-115	28-14	16,057	22-Elliott	8-Robinson/Reid
2-6	MINNESOTA	W	104-95	29-14	16,057	23-Elliott	7-Robinson/Carr
2-9	LA CLIPPERS	W	112-97	30-14	16,057	25-Robinson	13-Robinson
2-11	WASHINGTON	W	105-95	31-14	16,057	23-Johnson	15-Robinson
2-13	BOSTON	W	90-85	32-14	16,057	28-Robinson	10-Robinson
2-15	@ LA Clippers	W	102-99	33-14	15,989	22-Robinson/Ellis	9-Carr
2-16	@ Golden State	L	112-133	33-15	15,025	27-Robinson	12-Robinson
2-18	PHILADELPHIA	W	103-98	34-15	16,057	24-Ellis	13-Robinson
2-23	PHOENIX	L	103-105	34-16	16,057	35-Robinson	11-Robinson
2-25	@ Charlotte	L	104-111	34-17	23,698	26-Daniels	12-Reid
2-26	@ Miami	L	86-93	34-18	15,008	17-Robinson	12-Robinson
2-28	@ Orlando	W	94-90	35-18	15,151	23-Robinson/Carr	16-Robinson
MARCH RECORD:							
3-2	@ Indiana	L	95-109	35-19	11,467	37-Robinson	12-Robinson
3-3	@ Boston	L	91-132	35-20	14,890	19-Reid	8-Robinson
3-5	@ Chicago	W	107-102	36-20	18,676	29-Ellis	11-Robinson
3-6	@ Minnesota	L	105-106	36-21	18,844	29-Reid	12-Reid
3-9	DALLAS	W	119-84	37-21	16,057	19-Ellis	9-Reid
3-13	PORTLAND	W	108-99	38-21	16,057	27-Carr	14-Robinson
3-15	LA LAKERS	L	87-92	38-22	16,057	26-Robinson	13-Robinson
3-17	@ LA Lakers	W	101-100	39-22	15,000	29-Robinson	7-Robinson
3-19	ORLANDO	W	96-93	40-22	16,057	30-Robinson	8-Carr
3-21	@ New York	L	96-115	40-23	19,763	18-Reid	10-Reid
3-23	@ Cleveland	L	90-127	40-24	20,273	23-Carr	9-Robinson
3-24	@ Minnesota	W	105-92	41-24	17,806	29-Robinson	11-Robinson
3-26	UTAH	L	98-102	41-25	16,057	21-Carr	16-Robinson
3-28	@ Dallas	W	114-107	42-25	17,326	11-Robinson	7-Robinson/Smith
3-30	SEATTLE	W	99-97	43-25	16,057	21-Robinson	9-Robinson
3-31	@ Utah	L	85-93	43-26	19,911	17-Robinson	12-Robinson
APRIL RECORD:							
4-2	MINNESOTA	W	108-101	44-26	16,057	39-Robinson	9-Carr
4-4	NEW YORK	L	103-108 (OT)	44-27	16,057	28-Robinson	10-Robinson
4-6	GOLDEN STATE	L	111-125	44-28	16,057	28-Robinson	9-Robinson
4-8	LA CLIPPERS	W	112-108	45-28	16,057	25-Ellis	14-Robinson
4-10	@ Houston	L	88-98	45-29	16,611	24-Robinson	11-Robinson
4-13	@ Sacramento	W	110-100	46-29	17,317	17-Elliott/Reid	14-Robinson
4-14	@ Golden State	W	96-93	47-29	15,025	33-Robinson	17-Robinson
4-16	SACRAMENTO	L	92-100	47-30	16,057	19-Robinson	12-Robinson
4-18	@ Portland	L	101-105	47-31	12,888	29-Robinson	7-Johnson
4-19	@ Seattle	L	89-96	47-32	14,526	17-Ellis	8-Robinson
4-22	DENVER	W	131-111	48-32	16,057	30-Ellis	11-Reid
4-24	@ Phoenix	L	97-99	48-33	19,023	20-Ellis/Robinson	19-Robinson
4-25	HOUSTON	W	119-117 (OT)	49-33	16,057	25-Robinson	13-Robinson

1993-94 RECAP



David Robinson

RECORD

55-27 (32-9 home: 23-18 road)
Second in Midwest Division

HONORS

David Robinson, NBA Scoring Title
Dennis Rodman, NBA Rebounding Title
David Robinson, IBM Award
David Robinson, All-NBA Second Team
David Robinson,
All-Defensive Second Team
Dennis Rodman, All-Defensive Second Team
David Robinson, NBA All-Star

PLAYOFFS

Lost to Utah, First Round, 3-1

SPURS LEADERS

Scoring: David Robinson 29.8 ppg
Rebounding: Dennis Rodman 17.3 rpg
Assists: David Robinson 4.8 apg

Head Coach: John Lucas
Assistants: Ron Adams, Tom Thibodeau
& George Gervin

1993-94 SEASON NOTES

- The Spurs parted with a pair of popular players prior to the start of the season ... Avery Johnson left the team as a free agent, signing with the Warriors, and Sean Elliott was traded to Detroit for Dennis Rodman.
- David Robinson and Dennis Rodman made NBA history, as for the first time in league history a pair of teammates led the NBA in scoring and rebounding respectively ... Robinson captured the scoring title, averaging 29.8 ppg, while Rodman won his third straight rebounding title, averaging 17.3 rpg.
- On 3/19 vs. Sacramento, Dale Ellis made history as he became the first player in professional basketball history to make 1,000 three-pointers.
- David Robinson ended the season with a bang ... in the final game of the 1993-94 campaign, he scored a Spurs franchise record 71 points at the Clippers on 4/24 ... Robinson became just the fourth player in NBA history to score 70 or more points and his total was the highest since the 1978 season ... thanks to the 71-point effort, Robinson edged out Shaquille O'Neal to claim his first NBA Scoring Title ... Robinson also made history earlier in the season when he became just the fourth player ever to record a quadruple-double ... Robinson posted his vs. Detroit on 2/17, finishing with 34 points, 10 rebounds, 10 blocks and 10 assists.


1993-94 SPURS FINAL STATISTICS (55-27)

PLAYER	G	GS	MIN	3-POINT				FT-FTA	PCT	REBOUNDING			AST	PF	DQ	STL	TO	BLK	SCORING	
				FG-FGA	PCT	FG-FGA	PCT			OFF	DEF	TOT							PTS	AVG
Robinson	80	80	3241	840-1658	.507	10-29	.345	693-925	.749	241	614	855	381	228	3	139	253	265	2383	29.8
Ellis	77	75	2590	478-967	.494	131-332	.395	83-107	.776	70	185	255	80	141	0	66	75	11	1170	15.2
Anderson	80	79	2488	394-837	.471	22-68	.324	145-171	.848	68	174	242	347	187	1	71	153	46	955	11.9
Del Negro	77	56	1949	309-634	.487	15-43	.349	140-170	.824	27	134	161	320	168	0	64	102	1	773	10.0
Knight	64	18	1430	224-471	.476	4-21	.190	141-174	.810	28	75	103	197	120	0	34	94	10	593	9.3
Reid	70	11	1344	260-530	.491	0-3	.000	107-153	.699	91	129	220	73	165	0	43	84	25	627	9.0
Cummings	59	29	1133	183-428	.428	0-2	.000	63-107	.589	132	165	297	50	137	0	31	59	13	429	7.3
Carr	34	0	465	78-160	.488	0-1	.000	42-58	.724	12	39	51	15	75	0	9	15	22	198	5.8
Daniels	65	5	980	140-372	.376	44-125	.352	46-64	.719	45	66	111	94	69	0	29	60	16	370	5.7
Rodman	79	51	2989	156-292	.534	5-24	.208	53-102	.520	453	914	1367	184	229	0	52	138	32	370	4.7
Floyd	53	2	737	70-209	.335	8-36	.222	52-78	.667	10	60	70	101	71	0	12	61	8	200	3.8
Nevitt	1	0	1	0-0	.000	0-0	.000	3-6	.500	1	0	1	0	1	0	0	1	0	3	3.0
Haley	28	0	94	21-48	.438	0-0	.000	17-21	.810	6	18	24	1	18	0	0	10	0	59	2.1
Whitney	40	4	339	25-82	.305	10-30	.333	12-15	.800	5	24	29	53	53	0	11	37	1	72	1.8
SPURS	82			3178-6688	.475	249-714	.349	1597-2151	.742	1189	2597	3786	1896	1662	4	561	1198	450	8202	100.0
OPPONENTS	82			3066-6880	.446	290-871	.333	1349-1875	.719	1089	2153	3242	1769	1791	16	632	1020	346	7771	94.8

55-27 (SECOND IN MIDWEST DIVISION)

DATE	OPPONENT	W-L	SCORE	REC.	ATT.	HI-SCORER	HI-REBOUNDER
NOVEMBER RECORD:		9-5 (HOME: 7-1, ROAD: 2-4)					
11-5	GOLDEN STATE	W	91-85	1-0	36,523	32-Robinson	21-Rodman
11-7	NEW JERSEY	L	73-99	1-1	15,280	14-Anderson	11-Robinson
11-9	MINNESOTA	W	110-95	2-1	16,087	43-Robinson	29-Rodman
11-10	@ Phoenix	L	93-101	2-2	19,023	32-Robinson	25-Rodman
11-12	@ Sacramento	L	91-93	2-3	17,317	32-Robinson	24-Rodman
11-13	@ LA Clippers	L	90-92	2-4	12,416	20-Ellis	13-Rodman
11-16	@ Denver	W	86-74	3-4	13,549	17-Ellis/Robinson	23-Rodman
11-17	NEW YORK	W	95-90	4-4	18,723	32-Robinson	20-Rodman
11-19	@ Detroit	L	86-95	4-5	21,454	27-Robinson	17-Robinson
11-20	@ Milwaukee	W	101-97	5-5	16,365	31-Robinson	16-Rodman
11-22	LA CLIPPERS	W	110-98	6-5	16,011	28-Robinson	22-Rodman
11-24	CHICAGO	W	109-84	7-5	33,066	21-Anderson	21-Rodman
11-27	DALLAS	W	104-80	8-5	18,066	28-Robinson	20-Rodman
11-29	MILWAUKEE	W	102-95	9-5	15,401	34-Robinson	19-Rodman
DECEMBER RECORD:		9-6 (HOME: 3-3, ROAD: 6-3)					
12-1	@ Charlotte	W	92-88	10-5	23,698	31-Robinson	28-Rodman
12-3	@ Orlando	W	94-84	11-5	15,291	23-Robinson	23-Rodman
12-4	@ Philadelphia	W	90-82	12-5	13,923	37-Robinson	14-Rodman
12-8	SEATTLE	L	107-109 (OT)	12-6	18,184	39-Robinson	15-Robinson
12-9	@ Atlanta	L	95-105	12-7	11,616	26-Robinson	14-Rodman
12-11	DENVER	W	105-100	13-7	16,784	31-Robinson	9-Rodman
12-13	@ Utah	L	87-102	13-8	19,911	23-Robinson	20-Rodman
12-15	PORTLAND	W	111-91	14-8	16,289	37-Robinson	15-Robinson
12-16	@ Dallas	W	103-89	15-8	11,146	30-Robinson	18-Rodman
12-18	@ Chicago	L	90-102	15-9	18,676	24-Ellis	9-Rodman
12-21	HOUSTON	L	88-90	15-10	32,631	13-Robinson	7-Robinson
12-23	UTAH	L	88-96	15-11	33,151	27-Robinson	13-Rodman
12-26	BOSTON	W	99-85	16-11	19,440	46-Robinson	16-Rodman
12-28	@ Miami	W	84-76	17-11	15,200	20-Robinson	16-Robinson
12-30	@ Indiana	W	107-82	18-11	16,044	22-Reid	19-Rodman
JANUARY RECORD:		11-3 (HOME: 7-0, ROAD: 4-3)					
1-2	LA LAKERS	W	94-92	19-11	18,017	36-Robinson	12-Rodman
1-4	PHILADELPHIA	W	107-84	20-11	16,767	32-Robinson	18-Rodman
1-6	@ Golden State	L	98-102	20-12	15,025	32-Robinson	23-Rodman
1-7	@ Denver	W	84-76	21-12	16,291	18-Robinson	11-Robinson
1-9	@ LA Lakers	W	95-89	22-12	11,069	22-Robinson	16-Rodman
1-11	MINNESOTA	W	108-98	23-12	17,664	27-Robinson	13-Rodman
1-13	PHOENIX	W	107-88	24-12	34,027	27-Robinson	16-Robinson
1-15	@ Dallas	W	104-87	25-12	14,061	20-Cummings/Rob	19-Rodman
1-17	@ Washington	W	100-87	26-12	18,756	21-Cummings	19-Rodman
1-19	@ New York	L	108-120	26-13	19,763	24-Ellis	20-Rodman
1-20	@ Minnesota	L	83-93	26-14	17,749	25-Robinson	16-Rodman
1-22	DALLAS	W	103-83	27-14	19,003	23-Robinson	32-Rodman
1-25	SACRAMENTO	W	107-91	28-14	17,630	31-Robinson	20-Rodman
1-29	ATLANTA	W	100-87	29-14	33,035	35-Robinson	13-Rodman
FEBRUARY RECORD:		11-2 (HOME: 6-0, ROAD: 5-2)					
2-1	LA LAKERS	W	112-97	30-14	17,397	32-Ellis	16-Rodman
2-3	@ Cleveland	W	98-97	31-14	17,031	31-Ellis	20-Rodman
2-4	@ Boston	W	100-91	32-14	14,890	34-Robinson	13-Rodman
2-6	@ New Jersey	W	104-102 (OT)	33-14	18,322	36-Robinson	20-Rodman
2-8	WASHINGTON	W	110-90	34-14	16,884	31-Robinson	14-Robinson
2-10	DENVER	W	94-87	35-14	17,583	29-Robinson	20-Rodman
2-15	INDIANA	W	109-100	36-14	18,129	34-Robinson	19-Rodman
2-17	DETROIT	W	115-96	37-14	19,451	34-Robinson	22-Rodman
2-19	MIAMI	W	100-96	38-14	35,717	22-Reid	26-Rodman
2-21	@ Minnesota	W	114-89	39-14	18,148	50-Robinson	20-Rodman
2-23	@ Utah	L	102-106 (2OT)	39-15	19,911	25-Robinson	16-Rodman/Robinson
2-25	@ LA Lakers	W	126-110	40-15	13,783	33-Anderson	18-Rodman
2-26	@ Portland	L	96-104	40-16	12,888	32-Robinson	18-Rodman
MARCH RECORD:		11-4 (HOME: 6-2, ROAD: 5-2)					
3-2	UTAH	L	96-106	40-17	18,577	32-Robinson	13-Rodman
3-4	LA CLIPPERS	W	121-113	41-17	18,735	41-Robinson	16-Robinson
3-6	ORLANDO	W	111-103	42-17	34,325	36-Robinson	13-Robinson
3-8	HOUSTON	W	115-99	43-17	20,539	24-Reid	14-Rodman
3-11	SEATTLE	L	99-100	43-18	20,640	28-Robinson	14-Robinson
3-12	@ Houston	W	109-98	44-18	16,611	40-Robinson	16-Robinson
3-14	@ Denver	L	88-116	44-19	17,171	16-Del Negro	9-Rodman/Robinson
3-16	PORTLAND	W	110-102	45-19	20,539	27-Ellis/Robinson	19-Rodman
3-19	SACRAMENTO	W	107-100	46-19	20,640	48-Robinson	16-Robinson
3-22	@ Seattle	L	89-105	46-20	14,813	27-Robinson	16-Rodman
3-24	@ Sacramento	W	107-91	47-20	17,317	38-Robinson	18-Rodman
3-26	@ Golden State	W	112-101	48-20	15,025	29-Robinson	25-Rodman
3-27	@ Portland	W	107-95	49-20	12,888	36-Robinson	16-Rodman
3-29	@ Dallas	W	117-92	50-20	13,174	37-Robinson	20-Rodman
3-31	CLEVELAND	W	101-85	51-20	19,287	26-Robinson	15-Rodman
APRIL RECORD:		4-7 (HOME: 3-3, ROAD: 1-4)					
4-2	CHARLOTTE	W	117-111	52-20	20,640	24-Robinson	20-Rodman
4-5	GOLDEN STATE	L	101-106	52-21	18,769	29-Robinson	19-Rodman
4-6	@ Phoenix	L	95-107	52-22	19,023	33-Robinson	13-Rodman
4-9	@ Houston	L	89-100	52-23	16,611	30-Robinson	16-Rodman
4-11	MINNESOTA	W	101-89	53-23	19,138	29-Robinson	16-Rodman
4-13	DENVER	W	78-83	53-24	16,746	32-Robinson	18-Rodman
4-14	@ Utah	L	90-101	53-25	19,911	31-Robinson	11-Robinson
4-16	PHOENIX	L	94-96	53-26	35,845	39-Robinson	21-Rodman
4-19	HOUSTON	W	90-80	54-26	32,807	22-Robinson	21-Rodman
4-22	@ Seattle	L	87-94	54-27	14,813	29-Robinson	18-Rodman
4-24	@ LA Clippers	W	112-97	55-27	16,005	71-Robinson	17-Rodman

1994-95 RECAP



Avery Johnson

RECORD

62-20 (33-8 home: 29-12 road)
First in Midwest Division

HONORS

David Robinson, NBA Most Valuable Player
David Robinson, All-NBA First Team
David Robinson, NBA All-Star
David Robinson, IBM Award
David Robinson,
NBA All-Defensive First Team
Dennis Rodman,
NBA All-Defensive First Team

PLAYOFFS

Defeated Denver, First Round, 3-0
Defeated L.A. Lakers,
Western Conference Semifinals, 4-2
Lost to Houston,
Western Conference Finals, 4-2

SPURS LEADERS

Scoring: David Robinson 27.6 ppg
Rebounding: Dennis Rodman 16.8 rpg
Assists: Avery Johnson 8.2 apg

Head Coach: Bob Hill
Assistants: Hank Egan, Dave Cowens
& Paul Pressey

1994-95 SEASON NOTES

- The Spurs posted the best record in the NBA finishing with a 62-20 record ... the team captured its eighth NBA division title, winning the Midwest Division.
- David Robinson was named the NBA's Most Valuable Player, becoming the first Spur ever to win the honor ... the Admiral averaged 27.6 points, 10.8 rebounds, 2.9 assists, 1.65 steals and 3.23 blocks ... he was third in the NBA in scoring, fourth in blocks, seventh in rebounding, 15th in steals and 15th in FG percentage.
- The Spurs won 15-straight games late in the season and were 21-2 in their final 23 games.
- In the postseason, the Spurs advanced to the Western Conference Finals before falling to the Houston Rockets in six games ... at the time it was the Spurs' best playoff run ever, winning two playoff series in the same year for the first time in franchise history.

1994-95 SPURS FINAL STATISTICS (62-20)


				3-POINT								REBOUNDING			SCORING						
PLAYER	G	GS	MIN	FG-FGA	PCT	FG-FGA	PCT	FT-FTA	PCT	OFF	DEF	TOT	AST	PF	DQ	STL	TO	BLK	PTS	AVG	
Robinson	81	81	3074	788-1487	.530	6-20	.300	656-847	.774	234	643	877	236	230	2	134	233	262	2238	27.6	
Elliott	81	81	2858	502-1072	.468	136-333	.408	326-404	.807	63	224	287	206	216	2	78	151	38	1466	18.1	
Johnson	82	82	3011	448-863	.519	3-22	.136	202-295	.685	49	159	208	670	154	0	114	207	13	1101	13.4	
Del Negro	75	71	2360	372-766	.486	66-162	.407	128-162	.790	28	164	192	226	179	0	61	56	14	938	12.5	
Person	81	1	2033	317-750	.423	172-445	.387	66-102	.647	49	209	258	106	198	0	45	102	12	872	10.8	
Rodman	49	26	1568	137-240	.571	0-2	.000	75-111	.676	274	549	823	97	159	1	31	98	23	349	7.1	
Reid	81	37	1566	201-396	.508	1-2	.500	160-233	.687	120	273	393	55	230	2	60	113	32	563	7.0	
Cummings	76	20	1273	224-464	.483	0-0	.000	72-123	.585	138	240	378	59	188	1	36	95	19	520	6.8	
Rivers	60	0	942	104-289	.360	42-122	.344	52-71	.732	13	87	100	154	142	1	61	56	21	302	5.0	
Anderson	38	11	556	76-162	.469	3-19	.158	30-41	.732	15	40	55	52	71	1	26	38	10	185	4.9	
Malone	17	0	149	13-35	.371	1-2	.500	22-32	.688	20	26	46	6	15	0	2	11	3	49	2.9	
Eisley	15	0	56	3-17	.176	1-5	.200	0-0	.000	2	4	6	18	3	0	0	8	1	7	0.5	
Haley	31	0	117	26-61	.426	0-1	.000	21-32	.656	8	19	27	2	31	0	3	13	5	73	2.4	
Whitney	25	0	179	14-47	.298	3-19	.158	11-11	1.000	4	9	13	28	34	1	4	18	0	42	1.7	
Nwosu	23	0	84	9-28	.321	0-0	.000	13-17	.765	11	13	24	3	20	0	0	9	3	31	1.3	
Crowder	7	0	29	2-10	.200	0-4	.000	2-6	.333	1	2	3	1	1	0	1	2	0	6	0.9	
SPURS	82			3236-6687	.484	434-1158	.375	1836-2487	.738	1029	2661	3690	1919	1871	11	656	1246	456	8742	106.6	
OPPONENTS	82			3168-6974	.454	426-1251	.341	1491-2089	.714	1017	2303	3320	1878	2063	25	633	1182	408	8253	100.6	

1994-95 GAME-BY-GAME

62-20 (FIRST IN MIDWEST DIVISION)

DATE	OPPONENT	W-L	SCORE	REC.	ATT.	HI-SCORER	HI-REBOUNDER
NOVEMBER RECORD:							
11-4	GOLDEN ST.	L	118-123	0-1	30,542	27-AJ/Robinson	16-Robinson
11-7	NEW JERSEY	W	105-96	1-1	13,805	23-Elliott	19-Robinson
11-9	UTAH	W	100-101	2-1	14,354	20-Robinson	17-Robinson
11-12	NEW YORK	W	101-82	3-1	19,710	35-Robinson	13-Robinson
11-15	@ Denver	L	99-112	3-2	17,171	33-Robinson	20-Robinson
11-16	CHICAGO	L	92-94	3-3	16,059	30-Robinson	12-Robinson
11-19	@ Minnesota	W	109-101	4-3	14,109	23-Person	10-Robinson
11-21	@ New York	L	88-92	4-4	19,763	29-Robinson	12-Robinson
11-23	PORTLAND	W	110-105	5-4	16,304	36-Robinson	18-Robinson
11-25	SEATTLE	L	94-114	5-5	19,016	27-Elliott	11-Robinson
11-26	@ Phoenix	L	108-111	5-6	19,023	25-Robinson	9-Reid
11-28	MINNESOTA	W	92-88	6-6	14,272	24-Robinson	10-Robinson
11-30	@ Seattle	L	100-109	6-7	14,793	42-Robinson	13-Reid
DECEMBER RECORD:							
12-2	@ Portland	W	95-91	7-7	12,888	32-Robinson	12-Robinson
12-6	DALLAS	L	121-124 (OT)	7-8	14,007	42-Robinson	10-Reid
12-8	UTAH	L	114-117 (OT)	7-9	14,092	25-Del Negro	15-Robinson
12-10	@ Houston	W	108-96	8-9	16,611	24-Johnson	11-Robinson
12-12	WASHINGTON	W	122-101	9-9	14,501	21-Robinson	12-Robinson
12-14	BOSTON	W	122-110	10-9	15,154	32-Robinson	11-Robinson/Rodman
12-17	LA LAKERS	W	116-102	11-9	15,439	32-Robinson	19-Rodman
12-21	@ Denver	W	111-97	12-9	17,171	24-Robinson	14-Rodman
12-23	HOUSTON	W	98-96	13-9	31,514	26-Del Negro	10-Reid/Robinson
12-27	CHARLOTTE	W	119-108	14-9	33,026	30-Robinson	20-Rodman
12-29	@ Atlanta	L	121-127 (OT)	14-10	15,005	30-Robinson	7-Four Players
12-30	@ Washington	W	115-101	15-10	18,756	30-Robinson	10-Rodman
JANUARY RECORD:							
1-3	@ Golden St.	W	91-86	16-10	15,025	26-Robinson	19-Rodman
1-5	@ Utah	W	104-103	17-10	19,911	25-Robinson	18-Rodman
1-7	@ LA Clippers	W	103-88	18-10	8,070	27-Robinson	22-Rodman
1-10	LA CLIPPERS	W	108-97	19-10	15,729	33-Robinson	21-Rodman
1-12	MIAMI	W	113-108	20-10	14,651	32-Elliott	22-Rodman
1-13	@ Houston	L	100-103	20-11	16,611	23-Robinson	10-Robinson
1-15	DALLAS	L	103-108	20-12	16,019	43-Robinson	17-Robinson
1-17	@ Boston	W	101-92	21-12	14,890	24-Person	18-Rodman
1-18	@ Charlotte	L	110-111	21-13	23,698	42-Robinson	10-Rodman
1-20	@ Miami	W	115-114 (OT)	22-13	14,687	26-Robinson	11-Robinson
1-22	@ Indiana	L	93-98	22-14	16,672	34-Robinson	25-Rodman
1-24	@ Chicago	W	104-102 (OT)	23-14	22,414	30-Robinson	23-Rodman
1-26	HOUSTON	W	103-100	24-14	33,360	26-Elliott	22-Rodman
1-28	DENVER	W	103-77	25-14	32,820	31-Elliott	17-Rodman
1-31	@ Sacramento	W	97-96	26-14	17,317	23-Robinson	19-Rodman
FEBRUARY RECORD:							
2-1	@ Portland	W	111-107	27-14	12,888	34-Robinson	19-Rodman
2-3	@ Dallas	W	114-103	28-14	17,502	20-Robinson	20-Rodman
2-4	SACRAMENTO	W	97-96	29-14	18,436	34-Robinson	22-Rodman
2-7	@ Seattle	W	106-103	30-14	15,803	31-Robinson	27-Rodman
2-8	@ LA Lakers	L	99-115	30-15	14,175	24-Person	10-Rodman
2-14	UTAH	W	112-96	31-15	18,490	29-Robinson	9-Robinson/Rodman
2-16	@ Utah	L	113-120	31-16	19,911	22-Elliott	20-Rodman
2-18	ATLANTA	W	111-97	32-16	33,072	31-Del Negro	18-Rodman
2-21	@ Houston	W	98-97	33-16	16,611	23-Del Negro	30-Rodman
2-22	PHOENIX	W	105-100	34-16	20,443	34-Robinson	24-Rodman
2-24	DETROIT	W	114-97	35-16	20,443	37-Robinson	21-Rodman
2-26	GOLDEN ST.	W	129-99	36-16	29,014	30-Robinson	22-Rodman
2-28	CLEVELAND	W	100-83	37-16	15,546	18-Robinson	21-Rodman
MARCH RECORD:							
3-3	ORLANDO	W	112-111	38-16	35,818	24-Robinson	20-Rodman
3-5	HOUSTON	W	124-103	39-16	35,818	31-Robinson	27-Rodman
3-7	INDIANA	L	100-117	39-17	17,665	28-Elliott	14-Rodman
3-9	@ Cleveland	W	100-98	40-17	20,562	26-Robinson	10-Rodman
3-10	@ Philadelphia	W	100-94	41-17	16,575	33-Robinson	22-Rodman
3-12	@ Orlando	L	104-110	41-18	16,010	34-Robinson	23-Rodman
3-14	MINNESOTA	W	115-100	42-18	19,031	24-Robinson	14-Rodman
3-16	PHILADELPHIA	W	112-86	43-18	17,660	26-Robinson	15-Cummings
3-18	DALLAS	W	116-106	44-18	35,888	36-Robinson	14-Rodman
3-20	SEATTLE	W	104-96	45-18	19,798	24-Robinson	11-Person/Reid
3-22	@ New Jersey	W	102-85	46-18	20,049	22-Robinson	9-Reid/Robinson
3-24	@ Minnesota	W	111-97	47-18	15,112	29-Robinson	13-Robinson
3-25	@ Milwaukee	W	113-105	48-18	16,633	27-Robinson	12-Robinson
3-27	@ Detroit	W	114-93	49-18	16,084	40-Robinson	12-Robinson
3-29	LA LAKERS	W	107-84	50-18	18,027	30-Robinson	16-Cummings/Robinson
3-31	MILWAUKEE	W	118-102	51-18	32,107	26-Robinson	10-Reid/Robinson
APRIL RECORD:							
4-2	PHOENIX	W	109-106	52-18	35,888	30-Elliott	14-Robinson
4-4	@ LA Clippers	W	113-89	53-18	10,856	27-Robinson	18-Robinson
4-6	@ Sacramento	W	96-94	54-18	17,317	29-Robinson	15-Cummings
4-8	@ Golden St.	W	112-99	55-18	15,025	36-Robinson	11-Cummings
4-9	@ LA Lakers	W	101-87	56-18	17,505	26-Robinson	18-Robinson
4-11	PORTLAND	L	71-91	56-19	19,011	21-Robinson	12-Robinson
4-12	@ Phoenix	L	111-115	56-20	19,023	25-Robinson	11-Cummings
4-14	SACRAMENTO	W	98-88	57-20	25,130	22-Robinson	16-Robinson
4-16	@ Denver	W	112-109 (OT)	58-20	17,171	42-Robinson	14-Robinson
4-18	DENVER	W	107-96	59-20	18,481	30-Robinson	13-Rodman
4-20	@ Dallas	W	112-111	60-20	17,502	36-Robinson	13-Robinson
4-21	LA CLIPPERS	W	107-96	61-20	25,501	21-Elliott	17-Rodman
4-23	@ Minnesota	W	97-91	62-20	18,872	20-Person	16-Rodman

1995–96 RECAP



Vinny Del Negro

RECORD

59-23 (33-8 home: 26-15 road)
First in Midwest Division

HONORS

David Robinson, IBM Award
David Robinson, All-NBA First Team
David Robinson, All-Defensive First Team
Sean Elliott, NBA All-Star
David Robinson, NBA All-Star

PLAYOFFS

Defeated Phoenix, First Round, 3-1
Lost to Utah,
Western Conference Semifinals, 4-2

SPURS LEADERS

Scoring: David Robinson 25.0 ppg
Rebounding: David Robinson 12.2 rpg
Assists: Avery Johnson 9.6 apg

Head Coach: Bob Hill
Assistants: Hank Egan, Dave Cowens
& Paul Pressey

1995–96 SEASON NOTES

- The 1996 All-Star Game was held in San Antonio ... the East beat the West 129-118 in front of 36,037 in the Dome ... Michael Jordan – in his first All-Star Game since 1993 – was the MVP, finishing with 20 points in 22 minutes ... for the Western squad David Robinson had 18 points and 11 rebounds in 23 minutes and Sean Elliott finished with 13 points in 22 minutes.
- The Spurs finished the month of March with a perfect 16-0 record, matching the '71–72 Lakers for the best month ever recorded in NBA history ... the Spurs perfect month was part of a franchise-record 17 game winning streak which went from 2/29–4/2.
- Avery Johnson and Vinny Del Negro finished with the best assist-to-turnover ratio among any starting backcourt in the NBA ... AJ and Vinny combined for a 3.74-to-1 assist-to-turnover ratio ... Johnson's personal assist-to-turnover ratio of 4.05-to-1 was the best among any starter in the league.
- David Robinson and Chuck Person both hit a pair of major milestones during the season ... on 3/14 vs. the Heat, Person connected on the 1,000th three-pointer of his career, becoming just the fourth player in history to hit the 1,000 mark ... then, on 4/15 at Portland, Robinson became just the 10th player in NBA history to record 2,000 career blocks.

1995–96 SPURS FINAL STATISTICS (59-23)

PLAYER	G	GS	MIN	3-POINT						REBOUNDING									SCORING	
				FG-FGA	PCT	FG-FGA	PCT	FT-FTA	PCT	OFF	DEF	TOT	AST	PF	DQ	STL	TO	BLK	PTS	AVG
Robinson	82	82	3019	711-1378	.516	3-9	.333	626-823	.761	319	681	1000	247	262	1	111	190	271	2051	25.0
Elliott	77	77	2901	525-1127	.466	161-392	.411	326-423	.771	69	327	396	211	178	1	69	198	33	1537	20.0
Del Negro	82	82	2766	478-962	.497	57-150	.380	178-214	.832	36	236	272	315	166	0	85	100	6	1191	14.5
Johnson	82	82	3084	438-887	.494	6-31	.194	189-262	.721	37	169	206	789	179	1	119	195	21	1071	13.1
Person	80	16	2131	307-705	.437	190-463	.410	67-104	.644	76	337	413	100	197	2	49	91	26	873	10.9
Smith	32	30	826	130-284	.458	0-0	.000	46-60	.767	74	128	202	36	100	1	32	45	29	306	9.6
Reid	32	5	643	72-164	.439	0-1	.000	64-87	.736	35	88	123	14	98	0	25	49	10	208	6.5
Perdue	80	22	1396	173-331	.523	0-1	.000	67-125	.536	175	310	485	33	183	0	28	86	75	413	5.2
Rivers	78	0	1235	108-290	.372	47-137	.343	48-64	.750	30	108	138	123	175	0	73	57	21	311	4.0
Lohaus	32	1	273	39-96	.406	27-65	.415	2-3	.667	5	28	33	17	34	0	2	9	7	107	3.3
Demps	16	0	87	19-33	.576	1-2	.500	14-17	.824	2	7	9	8	10	0	3	12	1	53	3.3
Williams	17	0	122	20-46	.435	0-1	.000	9-12	.750	11	12	23	4	17	0	4	13	2	49	2.9
Alexander	60	0	560	63-155	.406	26-66	.394	16-25	.640	9	33	42	121	94	0	27	68	2	168	2.8
Herrera	44	6	393	40-97	.412	0-1	.000	5-17	.294	30	51	81	16	61	0	9	29	8	85	1.9
Anderson	46	7	344	24-47	.511	0-1	.000	6-25	.240	29	71	100	10	66	0	9	22	24	54	1.2
SPURS	82			3148-6602	.477	518-1320	.392	1863-2261	.736	937	2586	3527	2044	1820	6	645	1195	536	8477	103.4
OPPONENTS	82			3017-6866	.439	441-1337	.330	1485-2034	.730	1109	2473	3582	1849	1972	19	604	1257	428	7960	97.1

59-23 (FIRST IN MIDWEST DIVISION)

DATE	OPPONENT	W-L	SCORE	REC.	ATT.	HI-SCORER	HI-REBOUNDER
NOVEMBER RECORD: 8-4 (HOME: 4-2, ROAD: 4-2)							
11-3	DALLAS	L	97-103	0-1	28,821	24-Elliott	10-Robinson
11-4	@ Denver	W	116-108	1-1	17,171	32-Elliott	15-Robinson
11-8	VANCOUVER	W	111-62	2-1	12,355	31-Robinson	11-Perdue
11-10	MILWAUKEE	W	104-90	3-1	14,353	22-Elliott	12-Robinson
11-12	@ Cleveland	W	84-81	4-1	15,137	18-Robinson	12-Robinson
11-14	@ Milwaukee	L	84-98	4-2	13,464	31-Elliott	15-Robinson
11-15	@ Minnesota	W	105-96	5-2	9,954	30-Robinson	12-Robinson
11-18	CHARLOTTE	W	109-107	6-2	15,750	27-Robinson	14-Robinson
11-22	CHICAGO	L	94-103	6-3	35,888	26-Robinson	15-Robinson
11-24	@ Seattle	L	100-112	6-4	17,072	32-Elliott	8-Robinson
11-25	@ L.A. Clippers	W	100-91	7-4	7,600	21-Del Negro	8-Elliott
11-29	L.A. CLIPPERS	W	105-86	8-4	13,206	33-Robinson	11-Robinson
DECEMBER RECORD: 11-4 (HOME: 7-1, ROAD: 4-3)							
12-2	PHOENIX	W	101-93	9-4	27,566	37-Robinson	15-Robinson
12-5	L.A. LAKERS	W	117-89	10-4	14,551	24-Robinson	8-Perdue
12-7	@ Atlanta	W	104-102	11-4	8,717	31-Robinson	17-Robinson
12-8	@ Chicago	L	87-106	11-5	23,802	30-Robinson	12-Robinson
12-10	@ New York	L	112-118 (2OT)	11-6	19,763	45-Robinson	16-Robinson
12-13	SEATTLE	L	83-88	11-7	13,645	23-Robinson	14-Perdue
12-14	@ Dallas	W	126-111	12-7	17,027	33-Robinson	15-Perdue
12-16	SACRAMENTO	W	122-106	13-7	15,675	31-Elliott	15-Perdue
12-19	PORTLAND	W	111-103	14-7	12,851	31-Robinson	10-Rivers
12-21	DENVER	W	114-96	15-7	14,663	25-Robinson	15-Robinson
12-23	HOUSTON	W	110-95	16-7	26,145	26-Elliott	16-Robinson
12-25	@ Phoenix	W	105-100	17-7	19,023	28-Elliott	10-Robinson
12-26	@ Sacramento	L	98-115	17-8	17,317	25-Robinson	14-Robinson
12-28	@ L.A. Lakers	W	107-99	18-8	17,505	29-Robinson	15-Perdue
12-30	MINNESOTA	W	122-84	19-8	17,049	33-Elliott	13-Person
JANUARY RECORD: 9-5 (HOME: 6-2, ROAD: 3-3)							
1-3	UTAH	W	111-97	20-8	23,883	31-Robinson	13-Robinson
1-5	INDIANA	L	92-105	20-9	27,513	28-Elliott	9-Robinson
1-9	@ Houston	W	88-82	21-9	16,285	20-Elliott	13-Robinson
1-10	CLEVELAND	W	92-86	22-9	12,150	26-Elliott	20-Robinson
1-12	@ Utah	W	101-94	23-9	19,911	28-Robinson	15-Robinson
1-13	ORLANDO	W	106-105	24-9	30,256	30-Del Negro	16-Robinson
1-16	BOSTON	W	121-97	25-9	15,599	27-Robinson	14-Person
1-18	@ Detroit	L	98-100	25-10	20,112	37-Robinson	14-Perdue
1-19	@ Minnesota	L	92-100	25-11	18,827	22-Lohaus	15-Robinson
1-21	@ Philadelphia	W	118-88	26-11	13,311	23-Robinson	8-Robinson
1-22	@ Miami	L	89-96	26-12	14,589	25-Elliott/Robinson	12-Perdue
1-24	DETROIT	L	84-85	26-13	13,609	19-Johnson	17-Perdue
1-26	PORTLAND	W	87-83	27-13	15,927	21-Person	21-Robinson
1-31	L.A. CLIPPERS	W	115-106	28-13	13,739	26-Johnson	10-Robinson
FEBRUARY RECORD: 9-5 (HOME: 4-1, ROAD: 5-4)							
2-2	MINNESOTA	W	101-90	29-13	14,236	21-Robinson	10-Robinson
2-4	@ Orlando	L	109-122 (OT)	29-14	17,248	36-Robinson	11-Robinson
2-6	@ Charlotte	W	109-102	30-14	24,042	23-Elliott/Robinson	15-Robinson
2-7	@ Boston	W	99-89	31-14	18,624	16-Elliott	19-Robinson
2-13	UTAH	L	111-114 (OT)	31-15	15,150	29-Elliott	17-Robinson
2-15	@ Houston	L	108-112	31-16	16,285	31-Del Negro	13-Robinson
2-16	GOLDEN STATE	W	113-95	32-16	16,673	20-Del Negro	18-Robinson
2-18	HOUSTON	W	93-79	33-16	34,215	25-Robinson	12-Robinson
2-20	@ Portland	W	108-105	34-16	20,640	39-Robinson	9-Robinson
2-21	@ Golden State	L	92-95	34-17	15,025	20-Robinson	13-Robinson
2-23	@ Sacramento	W	112-105	35-17	17,317	34-Robinson	14-Robinson
2-25	@ Vancouver	W	95-84	36-17	16,598	29-Elliott	12-Person
2-27	@ L.A. Clippers	L	90-95	36-18	14,555	28-Robinson	12-Smith
2-29	TORONTO	W	120-95	37-18	18,083	24-Del Negro	8-Perdue
MARCH RECORD: 16-0 (HOME: 8-0, ROAD: 8-0)							
3-2	PHILADELPHIA	W	115-101	38-18	29,319	33-Elliott	10-Perdue
3-4	@ Denver	W	101-90	39-18	15,734	28-Robinson	13-Robinson
3-6	DENVER	W	100-90	40-18	14,008	29-Del Negro	10-Perdue
3-8	NEW JERSEY	W	115-100	41-18	16,844	44-Robinson	14-Smith
3-10	@ Seattle	W	106-105	42-18	17,072	36-Robinson	13-Robinson
3-12	@ Golden State	W	106-98	43-18	15,025	28-Robinson	11-Robinson
3-14	MIAMI	W	120-100	44-18	19,595	28-Robinson	18-Robinson
3-16	ATLANTA	W	119-92	45-18	29,262	24-Elliott	14-Robinson
3-18	GOLDEN STATE	W	104-98	46-18	15,581	32-Robinson	14-Robinson
3-22	@ Washington	W	112-101	47-18	15,123	33-Robinson	12-Perdue
3-22	@ Toronto	W	120-108	48-18	25,964	24-Elliott/Robinson	9-Robinson
3-24	@ Indiana	W	100-88	49-18	16,734	22-Robinson	13-Robinson
3-25	@ New Jersey	W	95-88	50-18	16,037	35-Elliott	17-Robinson
3-27	NEW YORK	W	90-84	51-18	18,291	21-Robinson	13-Robinson
3-29	@ Dallas	W	119-104	52-18	17,502	31-Robinson	15-Robinson
3-31	PHOENIX	W	97-83	53-18	32,272	22-Robinson	13-Robinson
APRIL RECORD: 6-5 (HOME: 4-2, ROAD: 2-3)							
4-2	@ Phoenix	L	104-111	53-19	19,023	28-Robinson	11-Robinson
4-3	SACRAMENTO	W	117-96	54-19	13,910	25-Del Negro	9-Robinson
4-5	WASHINGTON	L	84-104	54-20	19,452	24-Robinson	18-Robinson
4-7	@ L.A. Lakers	L	97-107	54-21	17,130	40-Robinson	11-Robinson
4-8	@ Utah	W	92-91	55-21	19,911	21-Elliott	12-Robinson
4-10	VANCOUVER	W	105-82	56-21	17,269	15-Person	11-Robinson
4-13	SEATTLE	W	84-81	57-21	31,710	24-Robinson	16-Robinson
4-15	@ Portland	L	97-121	57-22	21,401	25-Robinson	13-Robinson
4-16	@ Vancouver	W	95-86	58-22	16,127	23-Elliott	5-Del Negro/Robinson
4-18	L.A. LAKERS	W	103-100	59-22	22,184	29-Robinson	17-Person
4-21	DALLAS	L	98-103	59-23	18,174	32-Robinson	13-Robinson

1996-97 RECAP



Will Perdue

RECORD

20-62 (12-29 home: 8-33 road)
Sixth in Midwest Division

HONORS

None

PLAYOFFS

None

SPURS LEADERS

Scoring: Dominique Wilkins 18.2 ppg
Rebounding: Will Perdue 9.8 rpg
Assists: Avery Johnson 6.8 apg

Head Coach: Bob Hill/Gregg Popovich
Assistants: Hank Egan, Paul Pressey
& Mike Budenholzer

1996-97 SEASON NOTES

- Injuries were the big story for the Spurs all season, as 11 different players missed games due to injury ... Chuck Person (82), David Robinson (76), Charles Smith (63), Sean Elliott (43), Dominique Wilkins (19), Will Perdue (17), Monty Williams (16), Vinny Del Negro (10), Vernon Maxwell (10), Avery Johnson (6) and Carl Herrera (5) combined to miss a total of 347 games due to injuries ... a total of 20 players suited up for the Spurs and the team used 24 different starting lineups.
- The Spurs were 3-15 when Gregg Popovich replaced Bob Hill as head ccoach on 12/10/96 ... the Spurs finished the season with a 20-62 mark, the worst record in franchise history ... for just the fourth time in their NBA history, the Spurs failed to qualify for the playoffs.
- One of the bright spots was the play of 37-year-old forward Dominique Wilkins ... signed as a free agent before the start of the season, Wilkins averaged 18.2 points and 6.4 rebounds in 30.9 minutes in 63 games ... he finished the season with 26,534 career points, which placed him in seventh place on the NBA's all-time scoring list.


1996-97 SPURS FINAL STATISTICS (20-62)

PLAYER	G	GS	MIN	3-POINT					REBOUNDING								SCORING			
				FG-FGA	PCT	FG-FGA	PCT	FT-FTA	PCT	OFF	DEF	TOT	AST	PF	DQ	STL	TO	BLK	PTS	AVG
Wilkins	63	26	1945	397-953	.417	70-239	.293	281-350	.803	169	233	402	119	100	0	39	135	31	1145	18.2
Robinson	6	6	147	36-72	.500	0-0	.000	34-52	.654	19	32	51	8	9	0	6	8	6	106	17.7
Elliott	39	39	1393	196-464	.422	42-126	.333	148-196	.755	48	142	190	124	105	1	24	89	24	582	14.9
Maxwell	72	31	2068	340-906	.375	115-372	.309	134-180	.744	27	132	159	153	168	1	87	121	19	929	12.9
Del Negro	72	53	2243	365-781	.467	44-140	.314	112-129	.868	39	171	210	231	131	0	59	92	7	886	12.3
Johnson	76	76	2472	327-685	.477	6-26	.231	140-203	.690	32	115	147	513	158	1	96	146	15	800	10.5
Williams	65	26	1345	234-460	.509	0-1	.000	120-186	.645	98	108	206	91	161	1	55	116	52	588	9.0
Perdue	65	34	1918	233-410	.568	0-0	.000	99-171	.579	251	387	638	38	184	2	32	87	102	565	8.7
Herrera	75	58	1837	257-593	.433	2-6	.333	81-118	.686	118	222	340	50	217	3	62	95	53	597	8.0
Alexander	80	6	1454	194-490	.396	94-252	.373	95-129	.736	29	94	123	254	148	0	82	146	16	577	7.2
Smith	19	7	329	34-84	.405	0-1	.000	20-26	.769	18	47	65	14	44	0	13	22	22	88	4.6
Nickerson	3	0	36	3-9	.333	0-1	.000	7-7	1.000	1	3	4	1	1	0	0	0	1	13	4.3
Hancock	1	0	8	1-2	.500	0-0	.000	2-2	1.000	0	0	0	1	2	0	0	0	0	4	4.0
Anderson	82	48	1659	130-262	.496	0-1	.000	62-93	.667	157	291	448	34	225	2	63	73	67	322	3.9
Howard	7	0	69	7-12	.583	0-0	.000	12-14	.857	4	5	9	1	7	0	8	5	2	26	3.7
Feick	38	0	614	54-153	.353	4-13	.308	34-65	.523	81	130	211	26	75	0	16	31	13	146	3.8
Gray	3	0	24	5-15	.333	0-0	.000	0-1	.000	3	2	5	0	8	0	1	5	0	10	3.3
Sasser	6	0	62	8-19	.421	1-2	.500	0-0	.000	0	7	7	1	11	0	2	2	0	17	2.8
Courtney	5	0	48	5-16	.313	0-0	.000	3-5	.600	4	3	7	0	6	0	0	2	0	13	2.6
Kempton	10	0	59	1-5	.200	0-0	.000	2-2	1.000	3	5	8	2	4	0	1	7	1	4	0.4
SPURS	82			2827-6391	.442	378-1180	.320	1386-1929	.719	1101	2129	3230	1661	1764	11	646	1243	431	7418	90.5
OPPONENTS	82			3002-6379	.471	552-1425	.387	1508-2042	.738	1048	2302	3350	1955	1646	4	664	1180	448	8064	98.3

20-62 (SIXTH IN MIDWEST DIVISION)

DATE	OPPONENT	W-L	SCORE	REC.	ATT.	HI-SCORER	HI-REBOUNDER
NOVEMBER RECORD: 2-13 (HOME: 1-7, ROAD: 1-6)							
11-1	@ Minnesota	L	78-82	0-1	18,109	18-Wilkins	8-Elliott/Wilkins
11-3	DENVER	L	79-88	0-2	20,791	17-Elliott	10-Smith
11-5	@ Cleveland	W	74-68	1-2	15,587	17-Elliott	13-Anderson
11-6	@ Washington	L	86-96	1-3	17,110	18-Elliott	11-Anderson
11-8	SEATTLE	L	75-87	1-4	15,027	15-Elliott/Johnson	11-Elliott
11-10	@ Portland	L	81-94	1-5	20,112	18-Wilkins	11-Wilkins
11-13	L.A. LAKERS	W	95-83	2-5	26,002	28-Wilkins	11-Wilkins
11-15	INDIANA	L	78-93	2-6	14,395	19-Wilkins	16-Wilkins
11-17	GOLDEN STATE	L	92-102	2-7	13,334	17-Johnson/Maxwell	7-Herrera/Perdue/Wilkins
11-20	L.A. CLIPPERS	L	81-93	2-8	13,386	24-Wilkins	14-Perdue
11-22	@ L.A. Lakers	L	86-96	2-9	17,505	19-Wilkins	13-Wilkins
11-24	@ Vancouver	L	91-96	2-10	15,874	26-Wilkins	11-Wilkins
11-26	@ Dallas	L	101-105	2-11	14,567	32-Wilkins	8-Perdue/Williams
11-27	PORTLAND	L	109-120	2-12	13,797	33-Wilkins	11-Wilkins
11-30	CHICAGO	L	88-97	2-13	37,058	25-Wilkins	23-Perdue
DECEMBER RECORD: 5-7 (HOME: 3-2, ROAD: 2-5)							
12-4	PHILADELPHIA	W	113-103	3-13	12,968	24-Johnson/Wilkins	10-Wilkins
12-6	VANCOUVER	L	89-105	3-14	13,646	24-Wilkins	11-Perdue
12-8	@ Golden State	L	88-114	3-15	13,057	15-Wilkins/Perdue	6-Anderson/Perdue
12-10	@ Phoenix	L	76-93	3-16	19,023	17-Wilkins	9-Robinson
12-12	@ L.A. Clippers	L	94-97	3-17	11,349	20-Robinson	7-Robinson
12-14	DALLAS	W	106-105	4-17	16,548	27-Robinson	10-Robinson
12-19	@ Houston	W	115-101	5-17	16,285	24-Wilkins	9-Robinson
12-21	PHOENIX	W	101-88	6-17	16,053	29-Elliott	12-Perdue
12-23	MIAMI	L	79-90	6-18	24,702	18-Elliott/Robinson	7-Elliott/Perdue
12-26	@ Seattle	L	86-94	6-19	17,072	17-Elliott/Wilkins	7-Wilkins
12-29	@ Portland	L	86-110	6-20	20,049	16-Wilkins	8-Perdue
12-30	@ Vancouver	W	95-88	7-20	15,749	23-Maxwell/Johnson	13-Perdue
JANUARY RECORD: 4-11 (HOME: 3-5, ROAD: 1-6)							
1-2	UTAH	W	83-80	8-20	15,220	22-Johnson	12-Perdue
1-3	@ Denver	W	93-91	9-20	10,504	24-Maxwell	16-Perdue
1-5	L.A. CLIPPERS	L	84-93	9-21	12,891	23-Maxwell	10-Herrera
1-7	@ New Jersey	L	74-90	9-22	13,860	16-Johnson/Williams	9-Perdue
1-8	@ Boston	L	83-107	9-23	14,490	14-Johnson/Williams	14-Perdue
1-10	@ Detroit	L	78-84	9-24	19,733	21-Maxwell	12-Perdue
1-11	@ Atlanta	L	82-87 (OT)	9-25	15,877	21-Johnson	17-Perdue
1-15	NEW YORK	L	77-94	9-26	14,541	22-Maxwell	13-Perdue
1-17	SACRAMENTO	W	96-76	10-26	13,938	19-Elliott	11-Perdue
1-20	@ Minnesota	L	83-96	10-27	17,113	22-Del Negro	13-Perdue
1-22	NEW JERSEY	L	95-103	10-28	12,802	20-Maxwell/Wilkins	9-Elliott
1-24	DALLAS	W	97-87	11-28	13,695	24-Wilkins	12-Perdue
1-26	@ Milwaukee	L	76-94	11-29	13,179	22-Herrera	11-Herrera
1-29	L.A. LAKERS	L	92-99	11-30	25,570	28-Wilkins	12-Wilkins
1-31	MINNESOTA	L	95-97	11-31	13,564	27-Maxwell/Wilkins	9-Anderson
FEBRUARY RECORD: 2-12 (HOME: 1-7, ROAD: 1-5)							
2-3	SACRAMENTO	L	79-85	11-32	12,764	15-Maxwell	12-Anderson
2-5	@ Philadelphia	L	97-113	11-33	13,845	19-Maxwell	12-Feick
2-6	@ New York	L	84-86	11-34	19,763	19-Wilkins	12-Anderson
2-11	@ Dallas	W	111-97	12-34	13,172	34-Maxwell	16-Perdue
2-12	VANCOUVER	L	101-106	12-35	12,463	19-Maxwell	10-Herrera
2-14	GOLDEN STATE	L	94-108	12-36	14,501	22-Wilkins	17-Anderson
2-15	ATLANTA	L	89-109	12-37	26,809	24-Maxwell	13-Anderson
2-18	@ Utah	L	105-113	12-38	19,911	32-Wilkins	12-Wilkins
2-19	TORONTO	L	92-125	12-39	13,179	17-Herrera/Wilkins	10-Perdue
2-21	MILWAUKEE	W	98-93	13-39	13,829	24-Herrera	8-Wilkins/Perdue
2-23	@ Houston	L	85-95	13-40	16,285	28-Wilkins	14-Perdue
2-24	CHARLOTTE	L	84-96	13-41	13,092	24-Del Negro	13-Perdue
2-26	MINNESOTA	L	89-108	13-42	14,153	20-Wilkins	17-Perdue
2-28	@ Orlando	L	73-94	13-43	17,248	19-Wilkins	8-Feick
MARCH RECORD: 5-10 (HOME: 3-3, ROAD: 2-7)							
3-2	@ Miami	L	72-79	13-44	15,200	28-Williams	12-Herrera
3-4	@ Charlotte	L	98-105	13-45	24,042	21-Herrera	7-Perdue
3-5	@ Chicago	L	69-111	13-46	23,841	19-Williams	15-Feick
3-7	@ Toronto	W	106-103	14-46	16,178	34-Maxwell	10-Anderson
3-8	@ Indiana	W	102-98	15-46	16,621	26-Johnson	11-Anderson
3-11	HOUSTON	L	79-103	15-47	27,855	19-Williams	7-Feick
3-14	BOSTON	L	103-92	16-47	16,618	22-Alexander/Wilkins	9-Herrera/Perdue
3-15	@ Denver	L	105-121	16-48	11,051	20-Wilkins	9-Anderson
3-17	WASHINGTON	L	85-109	16-49	16,178	24-Alexander	7-Perdue
3-20	@ Phoenix	L	106-113	16-50	19,023	26-Alexander/Maxwell	14-Perdue
3-21	@ Sacramento	L	110-114 (OT)	16-51	17,317	31-Wilkins	7-Feick/Perdue
3-23	@ L.A. Clippers	L	91-106	16-52	13,423	17-Del Negro/Wilkins	12-Perdue
3-25	CLEVELAND	W	64-59	17-52	18,631	10-Maxwell/Johnson	14-Perdue
3-27	ORLANDO	W	97-93	18-52	16,792	20-Williams	7-Herrera
3-29	UTAH	L	102-115	18-53	25,705	26-Wilkins	11-Perdue
APRIL RECORD: 2-9 (HOME: 1-5, ROAD: 1-4)							
4-2	DETROIT	L	92-99	18-54	14,489	22-Herrera	16-Perdue
4-4	@ L.A. Lakers	W	94-83	19-54	17,505	28-Wilkins	7-Perdue/Wilkins
4-5	@ Golden State	L	103-120	19-55	13,948	25-Wilkins	7-Anderson
4-7	@ Utah	L	93-116	19-56	19,911	24-Alexander	10-Feick
4-8	DENVER	W	96-90	20-56	13,484	30-Williams	16-Anderson
4-10	PORTLAND	L	81-98	20-57	13,813	13-Feick/Perdue	13-Perdue
4-12	SEATTLE	L	91-96	20-58	21,206	17-Maxwell/Johnson	12-Feick/Perdue
4-14	@ Sacramento	L	106-120	20-59	17,317	29-Del Negro	18-Perdue
4-15	@ Seattle	L	88-108	20-60	17,072	17-Johnson	8-Perdue
4-18	PHOENIX	L	95-106	20-61	17,599	16-Perdue	12-Perdue
4-20	HOUSTON	L	99-103	20-62	23,553	19-Herrera	14-Herrera

1997-98 RECAP



Tim Duncan

RECORD

56-26 (31-10 home: 25-16 road)
Second in Midwest Division

HONORS

Avery Johnson, NBA Sportsmanship Award
Tim Duncan, NBA Rookie of the Year
Tim Duncan, All-NBA First Team
David Robinson, All-NBA Second Team
Tim Duncan, All-Defensive Second Team
David Robinson, All-Defensive Second Team
Tim Duncan, NBA All-Star
David Robinson, NBA All-Star

PLAYOFFS

Defeated Phoenix, First Round, 3-1
Lost to Utah,
Western Conference Semifinals, 4-1

SPURS LEADERS

Scoring: David Robinson 21.6 ppg
Rebounding: Tim Duncan 11.9 rpg
Assists: Avery Johnson 7.9 apg

Head Coach: Gregg Popovich
Assistants: Hank Egan, Paul Pressey
& Mike Budenholzer

1997-98 SEASON NOTES

- The Spurs set an NBA record for the largest single season turnaround, posting a 56-26 mark - a 36 game improvement over their 20-62 record during the 1996-97 season ... the Spurs broke the old NBA record for a single season turnaround of 35 games, a mark set by the Spurs during the 1989-90 season.
- Tim Duncan enjoyed an impressive rookie season, averaging 21.1 points, 11.9 rebounds and 2.51 blocks per game ... he was the NBA Rookie of the Year, after being named the NBA Rookie of the Month all six months ... in addition, he earned a spot on the All-NBA First Team and the All-Defensive Second Team.
- After appearing in just six games during the 1996-97 season due to injuries, David Robinson returned to All-Star form during the 1997-98 campaign ... he appeared in 73 games, averaging 21.6 points, 10.6 rebounds and 2.63 blocks per contest ... Robinson joined Tim Duncan as a member of the 1998 NBA All-Star team ... in addition, he was named to the All-NBA Second Team and the All-Defensive Second Team.
- Tim Duncan and David Robinson became just the eighth set of teammates in NBA history to both average 20-plus points and 10-plus rebounds ... since 1970 the feat has been accomplished just four times ... in addition to Duncan and Robinson, other 20-point, 10-rebound teammates since that time have been Ralph Sampson and Hakeem Olajuwon (Houston in '84-'85), Charles Barkley and Moses Malone (Philadelphia in '85-'86) and Alonzo Mourning and Larry Johnson (Charlotte in '92-'93).


1997-98 SPURS FINAL STATISTICS (56-26)

PLAYER	G	GS	MIN	3-POINT				REBOUNDING			SCORING						
				FG-FGA	PCT	FG-FGA	PCT	FT-FTA	PCT	OFF	DEF	TOT	AST	PF	DQ	STL	TO BLK
Robinson	73	73	2457	544-1065	.511	1-4	.250	485-660	.735	239	536	775	199	204	2	64	202 192
Duncan	82	82	3204	706-1287	.549	0-10	.000	319-482	.662	274	703	977	224	254	1	55	279 206
Johnson	75	73	2674	321-671	.478	2-13	.154	122-168	.726	30	120	150	591	140	0	84	165 18
Del Negro	54	38	1721	211-479	.441	17-39	.436	74-93	.796	13	139	152	183	113	0	39	53 6
Elliott	36	36	1012	122-303	.403	34-90	.378	56-78	.718	16	108	124	62	92	1	24	57 14
Jackson	82	45	2226	258-654	.394	112-297	.377	94-118	.797	55	155	210	156	222	3	60	104 8
Person	61	11	1455	143-398	.359	95-276	.344	28-37	.757	17	187	204	86	121	1	29	67 10
Williams	72	16	1314	165-368	.448	1-2	.500	122-182	.670	67	112	179	89	133	1	34	82 24
Perdue	79	30	1491	162-295	.549	0-1	.000	70-133	.526	177	358	535	57	137	0	22	81 50
Alexander	37	3	501	60-145	.414	20-64	.313	25-37	.676	7	40	47	71	53	2	25	47 5
Rose	53	0	429	59-136	.434	1-3	.333	39-61	.639	40	50	90	19	79	1	21	44 7
Herrera	58	1	516	76-175	.434	0-1	.000	18-44	.409	24	67	91	22	71	1	19	38 12
Geary	62	2	685	56-169	.331	12-40	.300	28-56	.500	19	48	67	74	95	0	37	42 12
Lohaus	9	0	102	7-21	.333	4-14	.286	1-3	.333	3	9	12	5	10	0	1	3 2
Burton	13	0	43	8-21	.381	3-9	.333	8-12	.667	3	6	9	1	7	0	2	1 2
SPURS	82	19830		2898-6187	.468	302-863	.350	1489-2164	.688	984	2638	3622	1839	1731	13	516	1318 568
OPPONENTS	82	19830		2737-6656	.411	338-1029	.328	1448-1956	.740	1017	2236	3253	1556	1845	20	730	1045 378

56-26 (SECOND IN MIDWEST DIVISION)

DATE	OPPONENT	W-L	SCORE	REC.	ATT.	HI-SCORER	HI-REBOUNDER
OCTOBER RECORD: 1-0 (HOME: 0-0, ROAD: 1-0)							
10-31	@Denver	W	107-96	1-0	15,031	21-Robinson	13-Robinson
NOVEMBER RECORD: 8-7 (HOME: 5-3, ROAD: 3-4)							
11-1	CLEVELAND	W	83-80	2-0	24,793	22-Robinson	9-Robinson
11-3	@Chicago	L	83-87 (2OT)	2-1	23,868	21-Robinson	22-Duncan
11-5	VANCOUVER	W	87-79	3-1	14,523	22-Robinson	17-Robinson
11-8	UTAH	W	87-80	4-1	19,100	28-Robinson	13-Duncan
11-10	@Toronto	W	100-98	5-1	18,174	32-Robinson	8-Duncan
11-11	@Minnesota	W	93-92	6-1	14,593	36-Robinson	16-Robinson
11-13	L.A. LAKERS	L	100-109 (OT)	6-2	20,557	27-Robinson	14-Robinson
11-15	MINNESOTA	L	94-105	6-3	17,410	29-Robinson	18-Robinson
11-19	GOLDEN STATE	W	108-87	7-3	15,326	21-Robinson	11-Robinson
11-21	@Seattle	L	74-94	7-4	17,072	13-Williams	15-Perdue
11-22	@Utah	L	74-103	7-5	19,911	22-Robinson	11-Robinson
11-25	@Dallas	W	102-91	8-5	11,557	22-Robinson	11-Robinson
11-26	WASHINGTON	L	94-98	8-6	14,436	34-Robinson	14-Duncan
11-29	DALLAS	W	96-87	9-6	16,270	18-Robinson	14-Duncan
11-30	@Atlanta	L	96-108	9-7	15,294	23-Robinson	8-Duncan
DECEMBER RECORD: 9-4 (HOME: 7-0, ROAD: 2-4)							
12-2	NEW YORK	W	90-84	10-7	14,967	23-Duncan/Robinson	14-Robinson
12-4	@L.A. Clippers	L	96-100 (OT)	10-8	5,302	25-Robinson	16-Duncan
12-5	@L.A. Lakers	L	88-98	10-9	17,505	19-Robinson	10-Robinson
12-9	@Houston	L	78-108	10-10	16,285	14-Robinson	9-Duncan
12-10	L.A. CLIPPERS	W	102-87	11-10	14,982	30-Robinson	12-Duncan
12-13	ORLANDO	W	107-78	12-10	17,859	32-Duncan	11-Duncan
12-16	@Denver	W	94-85	13-10	10,916	22-Robinson	14-Robinson
12-17	VANCOUVER	W	98-87	14-10	13,576	33-Robinson	13-Duncan
12-20	HOUSTON	W	100-87	15-10	31,282	21-Johnson	10-Duncan
12-23	INDIANA	W	91-79	16-10	15,690	39-Robinson	17-Duncan
12-26	BOSTON	W	101-86	17-10	20,189	34-Robinson	15-Duncan
12-28	@Portland	L	79-82	17-11	21,538	17-Jackson	17-Robinson
12-30	@Vancouver	W	124-115	18-11	15,872	32-Person	10-Robinson
JANUARY RECORD: 14-3 (HOME: 7-0, ROAD: 7-3)							
1-2	PORTLAND	W	85-69	19-11	19,105	22-Robinson	16-Duncan
1-3	@Miami	W	84-77	20-11	15,200	27-Robinson	12-Robinson
1-5	@Orlando	W	74-69	21-11	17,248	20-Duncan	11-Duncan/Robinson
1-7	DEWET	W	96-88	22-11	15,200	22-Robinson	9-Duncan
1-9	@Phoenix	L	79-100	22-12	19,023	16-Person	16-Robinson
1-10	SACRAMENTO	W	109-67	23-12	17,720	28-Duncan	16-Duncan
1-13	@Boston	W	97-88	24-12	18,624	36-Robinson	11-Robinson
1-14	@Washington	W	89-79	25-12	20,674	28-Duncan	17-Duncan
1-16	@Charlotte	W	76-71	26-12	24,042	21-Duncan	13-Duncan
1-18	@Milwaukee	W	98-92 (OT)	27-12	17,045	30-Robinson	15-Robinson
1-19	@New Jersey	L	84-95	27-13	16,565	24-Duncan	17-Duncan
1-21	ATLANTA	W	90-76	28-13	15,853	23-Duncan	14-Perdue
1-23	DALLAS	W	81-75	29-13	15,465	17-Robinson	14-Perdue
1-24	@Houston	L	87-112	29-14	16,285	16-Robinson	9-Perdue
1-26	HOUSTON	W	115-90	30-14	21,604	34-Robinson	14-Perdue
1-28	L.A. CLIPPERS	W	109-86	31-14	14,643	31-Robinson	16-Perdue
1-30	@L.A. Clippers	W	97-87	32-14	15,683	28-Robinson	13-Robinson
FEBRUARY RECORD: 7-4 (HOME: 4-3, ROAD: 3-1)							
2-1	@Sacramento	W	103-97	33-14	17,053	33-Robinson	18-Robinson
2-3	@Golden State	W	105-96	34-14	9,892	34-Duncan	14-Duncan
2-11	SEATTLE	L	105-106	34-15	17,405	26-Duncan	10-Robinson
2-14	PHOENIX	L	81-94	34-16	20,557	30-Duncan	14-Perdue
2-17	DETROIT	W	95-94	35-16	14,474	28-Duncan	11-Duncan
2-19	@Dallas	W	87-81	36-16	12,378	26-Duncan	16-Duncan
2-21	UTAH	L	77-79	36-17	26,572	29-Duncan	15-Duncan
2-22	@Phoenix	W	79-97	36-18	19,023	17-Duncan	19-Perdue
2-24	MINNESOTA	W	105-99	37-18	14,422	28-Duncan	19-Duncan
2-26	TORONTO	W	97-86	38-18	13,978	24-Duncan	13-Perdue
2-28	PHILADELPHIA	W	100-88	39-18	29,748	27-Duncan	17-Duncan
MARCH RECORD: 11-5 (HOME: 4-2, ROAD: 7-3)							
3-2	@Sacramento	W	116-95	40-18	14,108	29-Duncan	17-Duncan
3-4	@Golden State	L	83-90	40-19	10,812	35-Duncan	17-Duncan
3-6	@L.A. Lakers	L	84-91	40-20	17,505	23-Robinson	10-Robinson
3-8	@Portland	W	82-78	41-20	21,116	25-Duncan	13-Duncan
3-10	NEW JERSEY	W	79-78	42-20	15,204	19-Robinson	16-Robinson
3-12	SACRAMENTO	W	97-86	43-20	14,679	29-Robinson	11-Robinson
3-14	CHICAGO	L	86-96	43-21	37,492	35-Robinson	12-Duncan
3-16	MILWAUKEE	W	96-85	44-21	19,543	25-Duncan	17-Duncan
3-18	@Minnesota	W	92-76	45-21	19,297	22-Johnson	12-Duncan
3-20	CHARLOTTE	L	82-92	45-22	19,752	25-Duncan	12-Duncan
3-22	PHOENIX	W	93-83	46-22	27,646	26-Duncan	21-Duncan
3-24	@Cleveland	W	86-85	47-22	17,813	27-Robinson	10-Duncan
3-25	@Detroit	L	94-103	47-23	18,862	29-Robinson	12-Duncan
3-27	@Philadelphia	W	110-85	48-23	18,119	32-Duncan	8-Duncan
3-29	@Indiana	W	74-55	49-23	16,669	24-Duncan	13-Perdue
3-31	@New York	W	95-78	50-23	19,763	25-Duncan	10-Duncan
APRIL RECORD: 6-3 (HOME: 4-2, ROAD: 2-1)							
4-2	MIAMI	W	103-89	51-23	14,833	22-Duncan	14-Duncan
4-4	GOLDEN STATE	W	88-80 (OT)	52-23	18,877	24-Robinson	18-Robinson
4-6	PORTLAND	L	75-79	52-24	15,089	24-Duncan	18-Robinson
4-8	@Utah	L	88-98	52-25	19,911	34-Duncan	7-Duncan
4-10	SEATTLE	W	99-84	53-25	26,939	31-Jackson	17-Duncan
4-13	L.A. LAKERS	L	75-99	53-26	26,783	26-Duncan	16-Duncan
4-16	@Vancouver	W	110-97	54-26	17,485	32-Duncan	10-Duncan/Perdue
4-17	@Seattle	W	89-87	55-26	17,072	31-Duncan	8-Duncan/Robinson
4-19	DENVER	W	96-82	56-26	18,912	25-Duncan	17-Perdue

1998-99 RECAP



Mario Elie

RECORD

37-13 (21-4 home: 16-9 road)
First in Midwest Division

HONORS

Tim Duncan, All-NBA First Team
Tim Duncan, All-Defensive First Team
Tim Duncan, 1999 NBA Finals MVP

PLAYOFFS

Defeated Minnesota, First Round, 3-1
Defeated Los Angeles
Western Conference Semifinals, 4-0
Defeated Portland,
Western Conference Finals, 4-0
Defeated New York, NBA Finals, 4-1

SPURS LEADERS

Scoring: Tim Duncan 21.7 ppg
Rebounding: Tim Duncan 11.4 rpg
Assists: Avery Johnson 7.4 apg
Head Coach: Gregg Popovich
Assistants: Hank Egan, Paul Pressey
& Mike Budenholzer

1998-99 SEASON NOTES

- The Spurs defeated the Knicks 4-1 in the 1999 Finals to claim the first NBA Championship in the team's 26-year history ... the Spurs rolled through the playoffs with a 15-2 mark, the second highest winning percentage in NBA history ... at one point the Spurs recorded 12 straight wins, setting an NBA record for the most consecutive victories in a single postseason ... Tim Duncan was the Finals MVP, averaging 27.4 points and 14.0 rebounds in 45.8 minutes in the five-game series ... the Spurs became the first former ABA team to advance to the NBA Finals and are just the ninth team in NBA history to win the title in their first appearance in the Finals ... the Spurs clinched their title on June 25 in Madison Square Garden when Avery Johnson hit an 18-foot jumper from the corner with 47.0 seconds left ... the basket gave the Spurs a 78-77 lead and was the final point scored in the game.
- After the NBA lifted its lockout in early January, the league played a shortened 50-game schedule ... after starting the season with a 6-8 record, the Spurs were 31-5 (.861) over their final 36 games to finish with a 37-13 mark, the best record in the NBA ... during their 31-5 run the Spurs were 17-1 in the Alamodome ... in the middle of the run Tim Duncan was named the NBA Player of the Month in March and Gregg Popovich was named the NBA Coach of the Month in April.
- For the second consecutive season the Spurs set an NBA record for the lowest opponent field goal percentage ... for the season opponents shot a mere .402 (1,631-4,061) from the floor vs. the Spurs ... the Spurs broke their own record, which they set during the 1997-98 season, holding opponents to a .411 mark from the field.


1998-99 SPURS FINAL STATISTICS (37-13)

PLAYER	G	GS	MIN	3-POINT						REBOUNDING			SCORING							
				FG-FGA	PCT	FG-FGA	PCT	FT-FTA	PCT	OFF	DEF	TOT	AST	PF	DQ	STL	TO	BLK	PTS	AVG
Duncan	50	50	1963	418-845	.495	1-7	.143	247-358	.690	159	412	571	121	147	2	45	146	126	1084	21.7
Robinson	49	49	1554	268-527	.509	0-1	.000	239-363	.658	148	344	492	103	143	0	69	108	119	775	15.8
Elliott	50	50	1509	208-507	.410	39-119	.328	106-140	.757	35	178	213	117	104	1	26	71	17	561	11.2
Johnson	50	50	1672	218-461	.473	1-12	.083	50-88	.568	22	96	118	369	101	0	51	112	11	487	9.7
Elie	47	37	1291	156-331	.471	40-107	.374	103-119	.866	36	101	137	89	91	0	46	61	12	455	9.7
Jackson	47	13	861	108-284	.380	53-147	.361	32-39	.821	21	78	99	49	63	0	41	37	9	301	6.4
Rose	47	0	608	93-201	.463	0-1	.000	98-146	.671	90	92	182	29	120	0	40	56	22	284	6.0
Daniels	47	0	614	83-183	.454	5-17	.294	49-65	.754	13	41	54	106	39	0	30	44	6	220	4.7
Kerr	44	0	734	68-174	.391	25-80	.313	31-35	.886	6	38	44	49	28	0	23	22	3	192	4.4
Kersey	45	0	699	68-200	.340	3-14	.214	6-14	.429	42	88	130	41	92	1	37	30	14	145	3.2
Perdue	37	1	445	38-60	.633	0-0	—	14-26	.538	33	105	138	18	63	0	9	22	10	90	2.4
King	19	0	63	6-14	.429	0-0	—	11-18	.611	6	8	14	4	12	0	2	4	1	23	1.2
Gaze	19	0	58	8-25	.320	5-16	.313	0-0	—	2	3	5	6	7	0	2	4	1	21	1.1
Williams	3	0	4	0-0	—	0-0	—	2-4	.500	1	0	1	0	0	0	0	0	0	2	0.7
SPURS	50	12075		1740-3812	.456	172-521	.330	988-1415	.698	614	1584	2198	1101	1010	4	421	759	351	4640	92.8
OPPONENTS	50	12075		1631-4061	.402	170-559	.304	805-1148	.701	696	1406	2102	941	1148	19	437	730	243	4237	84.7

37-13 (FIRST IN MIDWEST DIVISION)

DATE	OPPONENT	W-L	SCORE	REC.	ATT.	HI-SCORER	HI-REBOUNDER
FEBRUARY RECORD:		6-8 (HOME: 4-3, ROAD: 2-5)					
2-5	SACRAMENTO	W	101-83	1-0	19,002	19-Duncan	17-Duncan
2-6	MINNESOTA	W	96-82	2-0	21,319	22-Duncan/Elliott	14-Duncan
2-8	L.A. LAKERS	L	75-80	2-1	33,788	21-Duncan	15-Duncan
2-9	@ Minnesota	L	70-74	2-2	16,422	16-Robinson	11-Duncan/Robinson
2-11	@ Cleveland	L	89-99	2-3	14,228	31-Duncan	14-Duncan
2-12	@ Philadelphia	W	98-94	3-3	16,892	22-Rose	9-Rose
2-14	@ Chicago	W	89-76	4-3	22,386	22-Robinson	14-Duncan
2-17	PHOENIX	L	76-79	4-4	16,419	20-Duncan	12-Duncan
2-19	@ L.A. Lakers	L	94-106	4-5	17,505	26-Duncan	11-Duncan
2-21	DETROIT	W	85-64	5-5	19,495	17-Duncan	14-Duncan
2-22	@ Minnesota	L	89-95	5-6	15,374	20-Johnson	17-Robinson
2-24	SEATTLE	W	99-81	6-6	15,209	29-Robinson	17-Robinson
2-26	@ Seattle	L	82-92	6-7	17,072	22-Duncan	14-Robinson
2-28	UTAH	L	87-101	6-8	18,165	21-Duncan	13-Duncan
MARCH RECORD:		14-2 (HOME: 6-1, ROAD: 8-1)					
3-2	@ Houston	W	99-82	7-8	16,285	23-Duncan	14-Duncan
3-4	@ Dallas	W	95-79	8-8	14,719	26-Duncan	12-Duncan
3-6	L.A. CLIPPERS	W	114-85	9-8	18,394	27-Duncan	10-Robinson
3-7	@ Denver	W	106-96	10-8	12,037	34-Duncan	13-Duncan
3-10	ORLANDO	W	81-79	11-8	17,954	19-Robinson	11-Duncan
3-12	@ Phoenix	W	99-97	12-8	19,023	26-Duncan	15-Robinson
3-13	DENVER	W	92-61	13-8	32,982	27-Duncan	8-Duncan/Perdue
3-16	@ Sacramento	W	121-109	14-8	14,570	29-Duncan	12-Duncan
3-17	@ Golden State	W	82-78	15-8	10,257	17-Duncan/Rose	17-Duncan
3-19	@ Portland	L	85-90	15-9	20,041	29-Duncan	15-Duncan
3-20	@ Vancouver	W	92-88 (OT)	16-9	19,193	24-Duncan	14-Duncan
3-23	DENVER	W	112-82	17-9	16,501	19-Duncan	9-Robinson
3-25	@ Denver	W	86-65	18-9	10,695	28-Duncan	13-Robinson
3-26	TORONTO	L	91-93	18-10	16,290	24-Robinson	16-Robinson
3-27	DALLAS	W	99-77	19-10	25,921	21-Duncan	15-Duncan
3-30	SEATTLE	W	95-87	20-10	16,565	26-Duncan	10-Robinson
APRIL RECORD:		13-3 (HOME: 9-0, ROAD: 4-3)					
4-1	VANCOUVER	W	103-91	21-10	16,384	39-Duncan	13-Duncan
4-3	L.A. CLIPPERS	W	103-82	22-10	17,915	19-Elie/Robinson	13-Robinson
4-5	GOLDEN STATE	W	93-86	23-10	14,773	25-Duncan/Robinson	16-Robinson
4-8	@ Houston	W	92-83	24-10	16,285	19-Elliott	13-Duncan
4-10	@ Phoenix	L	84-110	24-11	19,023	21-Duncan	10-Duncan
4-12	PHOENIX	W	94-77	25-11	14,352	26-Duncan	13-Robinson
4-13	@ Dallas	L	86-92	25-12	13,142	22-Robinson	11-Duncan
4-14	MINNESOTA	W	95-79	26-12	15,864	21-Robinson	15-Robinson
4-16	PORTLAND	W	81-80	27-12	21,368	20-Duncan/Robinson	12-Duncan
4-18	HOUSTON	W	86-83	28-12	24,077	21-Elie	14-Robinson
4-20	@ Utah	W	83-69	29-12	19,911	36-Duncan	11-Robinson/Rose
4-22	DALLAS	W	103-76	30-12	18,720	18-Robinson	10-Duncan
4-24	L.A. LAKERS	W	108-81	31-12	31,972	21-Duncan	13-Duncan
4-26	@ L.A. Clippers	W	94-88	32-12	8,260	22-Duncan	7-Kersey/Robinson
4-27	@ Sacramento	L	100-104 (OT)	32-13	16,776	32-Duncan	19-Duncan
4-29	@ Vancouver	W	99-72	33-13	18,448	19-Duncan	10-Duncan
MAY RECORD: 4-0 (HOME: 2-0, ROAD: 2-0)							
5-1	PORTLAND	W	98-90 (OT)	34-13	28,806	26-Robinson	12-Duncan/Robinson
5-2	UTAH	W	84-78	35-13	35,122	26-Duncan	14-Duncan
5-4	@ Portland	W	87-81	36-13	20,715	29-Robinson	12-Robinson
5-5	@ Golden State	W	88-81	37-13	17,235	28-Duncan	20-Robinson

1999–2000 RECAP



Terry Porter

RECORD

53-29 (31-10 home: 22-19 road)
Second in Midwest Division

HONORS

Tim Duncan, All-NBA First Team
Tim Duncan, All-Defensive First Team
Tim Duncan, Co-MVP of the
2000 All-Star Game
Tim Duncan, NBA All-Star
David Robinson, All-NBA Third Team
David Robinson, NBA All-Star

PLAYOFFS

Lost to Phoenix, First Round, 3-1

SPURS LEADERS

Scoring: Tim Duncan 23.2 ppg
Rebounding: Tim Duncan 12.4 rpg
Assists: Avery Johnson 6.0 apg

Head Coach: Gregg Popovich
Assistants: Hank Egan, Paul Pressey
& Mike Budenholzer

1999–2000 SEASON NOTES

- The Spurs started the season with a franchise best 14-3 mark ... the team then struggled through an 11-12 stretch before finishing the season 28-14 ... but, on 4/11 at Sacramento, Tim Duncan suffered a torn left lateral meniscus ... the injury eventually required surgery and forced him to miss the remainder of the regular season and the playoffs ... without Duncan, the Spurs fell to the Suns in four games in the First Round of the 2000 Playoffs in a series that saw Malik Rose and Jerome Kersey also go down with injuries.
- The biggest story of the season was Sean Elliott ... Elliott underwent a kidney transplant on 8/16/99 ... he spent the first half of the season as the Spurs television analyst ... then on 2/1 he was cleared to return to practice and the next day joined his team on the court ... after almost six weeks of practice, he was removed from the injured list on 3/14 ... that night he made NBA history, becoming the first player to return to action after an organ transplant ... Elliott was a surprise starter and finished with 2 points in 12 minutes vs. the Hawks in front of a crowd of 26,708.
- Avery Johnson became the Spurs all-time leader in assists on 12/7 at Indiana, passing Johnny Moore who handed out 3,865 assists in his nine seasons with San Antonio ... Johnson finished the season with 4,237 assists with the Spurs.
- David Robinson also hit several milestones during the 1999–2000 season ... on 12/18 at Denver, he played in his 710th game with the Spurs to pass George Gervin to become the team's all-time NBA leader in games played ... then on 2/18 vs. Houston, he recorded seven steals to become the Spurs all-time leader in steals, passing Alvin Robertson ... also during the season Robinson scored his 17,000th career point (vs. Washington on 12/11) and his 18,000th career point (vs. Sacramento on 4/5).

1999–2000 SPURS FINAL STATISTICS (53-29)


PLAYER	G	GS	MIN	3-POINT						REBOUNDING			SCORING							
				FG-FGA	PCT	FG-FGA	PCT	FT-FTA	PCT	OFF	DEF	TOT	AST	PF	DQ	STL	TO	BLK	PTS	AVG
Duncan	74	74	2875	628-1281	.490	1-11	.091	459-603	.761	262	656	918	234	210	1	66	242	165	1716	23.2
Robinson	80	80	2557	528-1031	.512	0-2	.000	371-511	.726	193	577	770	142	247	1	97	164	183	1427	17.8
Johnson	82	82	2571	402-850	.473	1-9	.111	114-155	.735	33	125	158	491	150	0	76	140	18	919	11.2
Porter	68	8	1613	207-463	.447	90-207	.435	137-170	.806	24	167	191	221	79	0	50	100	9	641	9.4
Elie	79	79	2217	195-457	.427	74-186	.398	126-149	.846	48	201	249	193	156	0	73	130	9	590	7.5
Rose	74	3	1341	176-385	.457	1-3	.333	143-198	.722	133	202	335	47	232	2	35	99	52	496	6.7
Brown	30	27	602	82-176	.466	1-3	.333	25-31	.806	11	66	77	41	53	0	8	28	10	190	6.3
Jackson	81	12	1691	186-488	.381	108-306	.353	33-51	.647	34	147	181	118	157	1	54	66	7	513	6.3
Daniels	68	1	1195	163-344	.474	22-66	.333	72-101	.713	16	70	86	177	73	0	55	58	5	420	6.2
Elliott	19	19	391	38-106	.358	13-37	.351	25-32	.781	6	41	47	28	34	0	12	19	2	114	6.0
Walker	71	7	980	137-305	.449	0-0	—	86-126	.683	77	195	272	38	108	1	10	64	35	360	5.1
Dial	8	0	95	17-46	.370	3-12	.250	3-5	.600	14	12	26	5	10	0	1	6	1	40	5.0
Kersey	72	18	1310	146-354	.412	0-9	.000	29-41	.707	58	167	225	69	161	0	67	51	47	321	4.5
Kerr	32	0	268	32-74	.432	16-31	.516	9-11	.818	3	16	19	12	14	0	4	7	0	89	2.8
Spencer	26	0	149	15-33	.455	0-0	—	20-30	.667	15	24	39	3	32	0	6	9	8	50	1.9
SPURS	82	19855		2952-6393	.462	330-882	.374	1652-2214	.746	927	2666	3593	1819	1716	6	614	1233	551	7886	96.2
OPPONENTS	82	19855		2884-6781	.425	355-1036	.343	1276-1726	.739	986	2410	3396	1667	1893	25	645	1181	429	7399	90.2

1999-2000 GAME-BY-GAME

53-29 (SECOND IN MIDWEST DIVISION)

DATE	OPPONENT	W-L	SCORE	REC.	ATT.	HI-SCORER	HI-REBOUNDER
NOVEMBER RECORD:		13-3 (HOME: 8-0, ROAD: 5-3)					
11-2	PHILADELPHIA	W	89-76	1-0	27,288	20-Duncan	16-Duncan
11-4	GOLDEN STATE	W	104-81	2-0	14,508	19-Robinson	14-Duncan
11-5	@Houston	W	95-85	3-0	16,285	18-Porter	11-Robinson
11-7	@ Phoenix	L	74-77	3-1	19,023	15-Duncan	17-Duncan
11-9	@ Golden State	W	118-89	4-1	11,601	21-Rose	11-Duncan
11-10	@ L.A. Clippers	W	99-94	5-1	11,118	22-Duncan	17-Duncan
11-13	CHARLOTTE	W	95-79	6-1	19,669	22-Duncan	12-Duncan
11-15	@ Utah	L	85-91	6-2	19,584	32-Duncan	10-Robinson
11-16	INDIANA	W	90-87 (OT)	7-2	15,905	22-Duncan/Robinson	15-Duncan
11-18	@ Milwaukee	L	88-99	7-3	15,184	29-Duncan	14-Duncan
11-20	DALLAS	W	106-90	8-3	16,596	23-Jackson	17-Duncan
11-22	@ Philadelphia	W	94-91	9-3	16,553	26-Duncan	17-Duncan
11-24	@ Boston	W	121-98	10-3	17,426	31-Duncan	15-Duncan
11-26	CHICAGO	W	101-78	11-3	24,919	23-Duncan	10-Duncan
11-27	DENVER	W	106-87	12-3	22,188	21-Rose	17-Duncan
11-30	DETROIT	W	106-87	13-3	18,328	28-Duncan	10-Duncan
DECEMBER RECORD:		8-7 (HOME: 4-2, ROAD: 4-5)					
12-2	@ New Jersey	W	96-94	14-3	13,626	27-Robinson	13-Robinson
12-3	@ Detroit	L	80-102	14-4	18,338	15-Robinson	12-Duncan
12-5	@ Toronto	L	92-98	14-5	18,455	27-Duncan	13-Duncan
12-7	@ Indiana	L	77-83	14-6	18,345	30-Duncan	17-Robinson
12-9	VANCOUVER	W	99-91	15-6	14,778	42-Duncan	14-Duncan
12-11	WASHINGTON	L	89-99	15-7	17,187	23-Duncan	13-Duncan
12-14	@ Dallas	W	111-93	16-7	13,685	29-Duncan	12-Duncan
12-15	HOUSTON	W	83-77	17-7	23,837	20-Duncan	10-Duncan
12-17	BOSTON	W	103-94	18-7	17,264	20-Duncan	17-Duncan
12-18	@ Denver	L	84-86	18-8	17,318	33-Duncan	12-Robinson
12-21	PHOENIX	W	91-90 (OT)	19-8	23,480	25-Duncan	16-Duncan
12-23	MILWAUKEE	L	91-94	19-9	22,581	18-Duncan	15-Duncan
12-25	@ L.A. Lakers	L	93-99	19-10	18,997	28-Duncan	19-Robinson
12-27	@ Golden State	W	105-83	20-10	12,447	28-Robinson	14-Robinson
12-30	@ Vancouver	W	98-88	21-10	14,403	32-Duncan	15-Duncan
JANUARY RECORD:		7-6 (HOME: 5-2, ROAD: 2-4)					
1-4	@ Minnesota	L	88-91	21-11	15,179	27-Duncan	19-Duncan
1-5	SEATTLE	L	96-99	21-12	14,741	24-Duncan	12-Duncan
1-7	@ Phoenix	W	102-83	22-12	19,023	24-Robinson	15-Duncan
1-8	ORLANDO	W	127-92	23-12	20,131	22-Duncan	13-Robinson
1-10	UTAH	W	93-86	24-12	17,944	46-Duncan	14-Duncan
1-13	@ Sacramento	L	103-107	24-13	17,317	33-Duncan	20-Duncan
1-14	@ Seattle	L	85-91	24-14	17,072	32-Duncan	16-Duncan
1-17	@ L.A. Clippers	W	99-93	25-14	14,264	38-Robinson	13-Duncan
1-19	PORTLAND	L	95-105	25-15	20,638	29-Robinson	12-Robinson
1-22	NEW YORK	W	96-83	26-15	34,429	33-Duncan	15-Duncan
1-25	L.A. CLIPPERS	W	105-82	27-15	14,800	24-Duncan	13-Duncan/Robinson
1-27	MINNESOTA	W	92-80	28-15	15,911	20-Duncan	14-Duncan
1-29	@ Portland	L	67-81	28-16	20,584	15-Johnson	10-Robinson
FEBRUARY RECORD:		9-4 (HOME: 5-1, ROAD: 4-3)					
2-1	L.A. LAKERS	W	105-81	29-16	25,589	29-Duncan	18-Duncan
2-3	TORONTO	W	112-95	30-16	19,048	32-Duncan	17-Duncan
2-6	@ Utah	L	90-93	30-17	18,981	32-Duncan	10-Duncan
2-8	SEATTLE	W	79-77	31-17	16,373	22-Duncan	11-Robinson
2-9	@ Denver	W	106-97	32-17	16,607	30-Robinson	13-Duncan
2-15	@ Cleveland	L	81-92	32-18	15,142	21-Duncan	11-Robinson
2-18	HOUSTON	W	116-92	33-18	26,846	19-Duncan	8-Duncan
2-20	@ Houston	W	113-111 (OT)	34-18	16,285	25-Duncan	11-Duncan
2-21	PHOENIX	L	89-98	34-19	17,049	31-Robinson	18-Robinson
2-24	@ Charlotte	W	72-70	35-19	18,535	16-Robinson	12-Duncan
2-25	@ Chicago	W	91-78	36-19	22,879	23-Robinson	11-Rose
2-27	@ Minnesota	L	98-102	36-20	19,654	29-Robinson	9-Robinson
2-29	MIAMI	W	93-69	37-20	18,629	19-Robinson	11-Walker
MARCH RECORD:		10-5 (HOME: 6-3, ROAD: 4-2)					
3-2	MINNESOTA	L	102-108	37-21	16,320	24-Robinson	12-Walker
3-4	SACRAMENTO	L	103-108 (OT)	37-22	35,113	23-Robinson	15-Duncan
3-6	NEW JERSEY	W	106-104	38-22	17,581	25-Robinson	13-Duncan/Robinson
3-9	@ Atlanta	W	105-79	39-22	12,674	18-Daniels/Johnson	9-Robinson
3-10	@ Washington	W	106-99 (OT)	40-22	16,409	23-Duncan	11-Robinson
3-12	@ New York	L	80-93	40-23	19,763	22-Robinson	13-Duncan
3-14	ATLANTA	W	94-79	41-23	26,708	26-Robinson	13-Duncan
3-16	DALLAS	L	88-110	41-24	23,592	20-Robinson	7-Elie/Rose
3-18	DENVER	W	102-82	42-24	24,460	18-Walker	12-Robinson
3-21	@ Dallas	L	96-97	42-25	15,578	30-Robinson	11-Robinson
3-22	L.A. CLIPPERS	W	103-78	43-25	18,556	30-Duncan	12-Walker
3-25	CLEVELAND	W	96-76	44-25	35,217	17-Duncan	17-Duncan
3-27	@ Seattle	W	90-82	45-25	14,738	30-Duncan	18-Duncan
3-28	@ Portland	W	89-85	46-25	20,584	36-Duncan	15-Duncan
3-30	GOLDEN STATE	W	102-90	47-25	18,793	27-Robinson	17-Duncan
APRIL RECORD:		6-4 (HOME: 3-2, ROAD: 3-2)					
4-2	@ Miami	L	84-88	47-26	19,600	28-Robinson	11-Duncan
4-4	@ Orlando	L	97-107	47-27	15,267	30-Robinson	9-Duncan
4-5	SACRAMENTO	L	98-108	47-28	24,333	28-Duncan	8-Robinson
4-8	@ L.A. Lakers	W	98-80	48-28	18,997	26-Duncan	16-Duncan
4-9	@ Vancouver	W	107-99	49-28	14,206	31-Duncan	11-Duncan
4-11	@ Sacramento	W	98-92 (OT)	50-28	17,317	26-Robinson	14-Robinson
4-13	PORTLAND	L	77-93	50-29	30,641	16-Robinson	10-Walker
4-15	UTAH	W	106-83	51-29	28,114	19-Robinson	12-Robinson
4-17	VANCOUVER	W	100-93	52-29	19,913	27-Robinson	10-Robinson
4-19	L.A. LAKERS	W	103-98 (OT)	53-29	29,447	17-Robinson	9-Kersey/Rose

2000-01 RECAP



Danny Ferry

RECORD

58-24 (33-8 home: 25-16 road)
First in Midwest Division

HONORS

Tim Duncan, All-NBA First Team
Tim Duncan, All-Defensive First Team
Tim Duncan, NBA All-Star
David Robinson, NBA Sportsmanship Award
David Robinson, All-NBA Third Team
David Robinson, NBA All-Star

PLAYOFFS

Defeated Minnesota, First Round, 3-1
Defeated Dallas,
Western Conference Semifinals, 4-1
Lost to Los Angeles,
Western Conference Finals, 4-0

SPURS LEADERS

Scoring: Tim Duncan 22.2 ppg
Rebounding: Tim Duncan 12.2 rpg
Assists: Avery Johnson 4.3 apg

Head Coach: Gregg Popovich
Assistants: Hank Egan, Mike Budenholzer
& Mike Brown

2000-01 SEASON NOTES

- For the fourth time in franchise history the Spurs compiled the NBA's best overall record during the regular season, posting a 58-24 mark ... San Antonio also had the league's best record in 1994-95 (62-20) and 1995-96 (59-23) and shared the best record with Utah (at 37-13) in the lockout shortened 1998-99 season when the Spurs captured the 1999 NBA Championship.
- On 12/19, thanks to an 86-79 victory over Houston, Gregg Popovich passed Doug Moe to become the Spurs all-time leader in career victories ... Moe posted a 176-135 record in his four seasons as the Spurs head coach.
- After signing with the Spurs as a free agent Derek Anderson made an immediate impact ... he started all 82 games at the shooting guard position, averaging 15.5 points, 4.4 rebounds and 3.7 assists per game ... another free agent - Danny Ferry - also played a big role in his first season in San Antonio ... Ferry appeared in 80 games and started 29 games at small forward ... for the season he ranked fifth in the NBA in three-point field goal percentage, shooting .449 (70-156) from downtown.
- For the first time in franchise history the Spurs led the NBA in attendance during the 2000-01 season ... the Spurs drew 913,175 fans for their 41 regular season home games for an average of 22,273 fans per contest.


2000-01 SPURS FINAL STATISTICS (58-24)

PLAYER	G	GS	MIN	3-POINT						REBOUNDING										SCORING	
				FG-FGA	PCT	FG-FGA	PCT	FT-FTA	PCT	OFF	DEF	TOT	AST	PF	DQ	STL	TO	BLK	PTS	AVG	
Duncan	82	82	3174	702-1406	.499	7-27	.259	409-662	.618	259	738	997	245	47	0	70	242	192	1820	22.2	
Anderson	82	82	2859	413-993	.416	101-253	.399	342-402	.851	75	288	363	301	188	1	120	165	14	1269	15.5	
Robinson	80	80	2371	400-823	.486	0-1	.000	351-470	.747	208	483	691	116	212	1	80	122	197	1151	14.4	
Daniels	79	23	2060	275-588	.468	74-183	.404	121-156	.776	26	137	163	304	120	0	61	109	14	745	9.4	
Elliott	52	34	1229	147-339	.434	55-129	.426	60-84	.714	17	153	170	81	80	0	23	51	25	409	7.9	
Rose	57	9	1219	160-368	.435	3-17	.176	114-160	.713	95	213	308	48	148	1	59	74	40	437	7.7	
Porter	80	42	1678	197-440	.448	87-205	.424	92-116	.793	24	177	201	251	88	1	52	104	11	573	7.2	
Johnson	55	20	1290	134-300	.447	1-6	.167	41-60	.683	21	64	85	237	90	0	33	60	4	310	5.6	
Ferry	80	29	1688	178-375	.475	70-156	.449	22-30	.733	55	168	223	71	169	1	28	50	21	448	5.6	
Walker	61	1	963	121-252	.480	1-3	.333	78-124	.629	67	176	243	29	103	0	10	68	41	321	5.3	
Kerr	55	1	650	67-159	.421	33-77	.429	14-15	.933	6	29	35	57	30	0	16	21	1	181	3.3	
Dial	33	0	207	36-83	.434	2-10	.200	12-21	.571	12	26	38	21	22	0	4	12	6	86	2.6	
Jackson	16	0	114	16-40	.400	7-18	.389	0-2	.000	1	11	12	7	13	0	5	3	0	39	2.4	
Newble	27	6	184	21-55	.382	4-9	.444	8-16	.500	13	22	35	6	18	0	2	7	4	54	2.0	
Scott	27	1	144	17-41	.415	0-0	---	9-22	.409	23	27	50	4	23	0	5	11	6	43	1.6	
SPURS	82		19830	2884-6262	.461	445-1094	.407	1673-2340	.715	902	2712	3614	1778	1551	5	568	1145	576	7886	96.2	
OPPONENTS	82		19830	2837-6770	.419	343-1043	.329	1233-1664	.741	967	2432	3399	1617	1946	27	600	1107	426	7250	88.4	

58-24 (FIRST IN MIDWEST DIVISION)

DATE	OPPONENT	W-L	SCORE	REC.	ATT.	HI-SCORER	HI-REBOUNDER
OCTOBER RECORD: 1-0 (HOME: 1-0, ROAD: 0-0)							
10-31	INDIANA	W	98-85	1-0	17,450	22-Robinson	10-Duncan
NOVEMBER RECORD: 9-4 (HOME: 7-0, ROAD: 2-4)							
11-2	MINNESOTA	W	103-91	2-0	14,193	29-Anderson	11-Rose
11-4	@ Golden State	W	117-105	3-0	16,121	26-Rose	13-Duncan
11-7	@ Phoenix	L	81-100	3-1	16,683	18-Duncan	10-Duncan
11-8	L.A. LAKERS	W	91-81	4-1	26,065	22-Duncan	17-Duncan
11-10	@ Dallas	L	77-79	4-2	17,296	17-Anderson	14-Duncan/Robinson
11-11	VANCOUVER	W	91-78	5-2	18,556	20-Duncan	13-Duncan
11-14	UTAH	W	86-79	6-2	18,053	15-Duncan/Anderson	12-Duncan
11-16	@ Washington	W	99-95	7-2	19,832	21-Robinson	14-Robinson
11-17	@ Minnesota	L	94-99 (OT)	7-3	17,288	22-Duncan	14-Duncan
11-22	SEATTLE	W	112-85	8-3	22,828	22-Rose	12-Duncan
11-24	@ Denver	L	92-102	8-4	13,300	21-Duncan	14-Duncan
11-25	PHILADELPHIA	W	96-76	9-4	33,046	16-Anderson/Daniels	8-Robinson
11-29	SACRAMENTO	W	82-79	10-4	17,341	22-Duncan	13-Duncan
DECEMBER RECORD: 9-7 (HOME: 5-2, ROAD: 4-5)							
12-1	@ L.A. Lakers	L	100-109	10-5	18,997	24-Duncan	11-Duncan
12-3	@ Vancouver	W	97-79	11-5	11,655	30-Duncan	10-Duncan
12-5	@ Sacramento	L	75-81	11-6	17,317	23-Duncan	23-Duncan
12-7	NEW YORK	L	83-86	11-7	18,370	28-Duncan	10-Duncan
12-9	CHICAGO	W	105-81	12-7	19,447	17-Duncan	10-Duncan
12-11	@ Utah	W	91-83	13-7	19,911	18-Anderson	11-Rose
12-13	@ Phoenix	L	93-103	13-8	17,333	26-Anderson	11-Duncan
12-14	DENVER	L	96-102	13-9	15,248	23-Robinson	12-Robinson
12-16	PHOENIX	W	92-82	14-9	30,555	18-Robinson	8-Duncan
12-19	@ Houston	W	86-79	15-9	12,937	25-Duncan	15-Duncan
12-20	CLEVELAND	W	94-77	16-9	17,336	16-Ferry	13-Robinson
12-22	GOLDEN STATE	W	105-87	17-9	16,481	18-Duncan	13-Duncan
12-23	@ Charlotte	L	84-88 (OT)	17-10	15,079	29-Duncan	16-Duncan
12-26	HOUSTON	W	103-95	18-10	21,343	26-Daniels	12-Robinson
12-28	@ Chicago	L	104-105	18-11	21,793	28-Robinson	8-Robinson
12-30	@ Indiana	W	89-77	19-11	18,345	20-Rose	13-Rose
JANUARY RECORD: 9-4 (HOME: 4-2, ROAD: 5-2)							
1-2	MIAMI	W	80-72	20-11	18,412	19-Daniels	10-Duncan/Robinson
1-6	DETROIT	W	108-101	21-11	20,333	29-Robinson	22-Robinson
1-9	@ Orlando	W	111-95	22-11	14,320	26-Robinson	11-Duncan
1-12	@ Detroit	W	111-90	23-11	14,576	25-Anderson	11-Duncan
1-13	@ Philadelphia	L	83-100	23-12	20,607	29-Duncan	7-Ferry/Robinson
1-15	@ New York	L	82-104	23-13	19,763	14-Daniels/Duncan/Newble	10-Duncan
1-17	TORONTO	L	91-98	23-14	17,044	22-Duncan	11-Duncan
1-20	ORLANDO	L	109-112 (OT)	23-15	31,888	29-Duncan	17-Duncan/Robinson
1-23	VANCOUVER	W	110-77	24-15	14,764	23-Duncan	13-Walker
1-25	@ Sacramento	W	97-91	25-15	17,317	36-Duncan	21-Duncan
1-27	@ Utah	W	99-86	26-15	19,911	33-Duncan	10-Duncan/Porter
1-29	@ L.A. Clippers	W	96-67	27-15	14,721	16-Duncan	8-Anderson/Duncan
1-31	L.A. CLIPPERS	W	92-70	28-15	13,738	22-Duncan	16-Duncan
FEBRUARY RECORD: 9-4 (HOME: 5-2, ROAD: 4-2)							
2-3	HOUSTON	W	90-88	29-15	24,870	28-Duncan	11-Duncan
2-5	GOLDEN STATE	W	109-85	30-15	13,889	24-Duncan	12-Duncan
2-7	@ Cleveland	W	107-89	31-15	13,324	23-Duncan	12-Duncan
2-8	@ New Jersey	L	97-99	31-16	12,740	35-Duncan	21-Duncan
2-13	DALLAS	W	104-92	32-16	17,705	28-Duncan	15-Duncan
2-15	WASHINGTON	W	102-78	33-16	14,613	19-Duncan	12-Duncan
2-16	@ Minnesota	W	91-85	34-16	18,881	26-Duncan	12-Duncan
2-18	@ Toronto	W	92-74	35-16	19,800	20-Duncan	13-Duncan
2-19	@ Milwaukee	L	98-102	35-17	16,487	25-Anderson	13-Duncan
2-21	L.A. LAKERS	L	99-101	35-18	29,849	23-Anderson	8-Anderson/Robinson
2-23	BOSTON	W	100-82	36-18	24,996	20-Anderson	10-Duncan/Robinson
2-24	@ Dallas	W	107-104	37-18	18,187	31-Duncan	13-Duncan
2-27	PORTLAND	L	87-95	37-19	20,323	20-Anderson	13-Duncan
MARCH RECORD: 14-3 (HOME: 8-1, ROAD: 6-2)							
3-1	PHOENIX	W	91-71	38-19	16,209	25-Duncan	11-Robinson
3-3	ATLANTA	W	124-95	39-19	29,974	26-Duncan	15-Robinson
3-5	@ Vancouver	W	91-77	40-19	10,798	25-Anderson	13-Duncan
3-6	@ Seattle	W	101-73	41-19	14,392	22-Duncan	9-Duncan/Robinson
3-8	@ Portland	W	93-79	42-19	20,267	29-Anderson	16-Duncan
3-9	@ L.A. Lakers	W	93-89 (OT)	43-19	18,997	29-Duncan	12-Duncan
3-14	L.A. CLIPPERS	W	99-81	44-19	21,974	28-Duncan	12-Robinson
3-14	MINNESOTA	W	106-100 (OT)	45-19	35,676	30-Anderson	20-Duncan
3-16	NEW JERSEY	W	95-82	46-19	21,725	29-Duncan	16-Duncan
3-17	@ Houston	L	99-103	46-20	16,285	25-Duncan	16-Duncan
3-19	PORTLAND	L	98-85	47-20	22,393	28-Anderson	23-Duncan
3-21	@ Boston	W	97-77	48-20	15,764	26-Anderson	14-Duncan
3-22	@ Atlanta	W	115-101	49-20	12,124	23-Anderson	10-Duncan/Robinson
3-25	@ Miami	L	83-88	49-21	16,500	26-Duncan	14-Duncan
3-27	CHARLOTTE	W	93-79	50-21	22,109	34-Duncan	19-Duncan
3-29	UTAH	W	106-88	51-21	24,327	29-Duncan	7-Duncan
3-31	MILWAUKEE	L	77-86	51-22	35,944	20-Duncan	12-Duncan
APRIL RECORD: 7-2 (HOME: 3-1, ROAD: 4-1)							
4-3	SEATTLE	W	107-89	52-22	19,672	30-Duncan	14-Duncan
4-5	@ Denver	W	101-80	53-22	13,796	26-Duncan	13-Duncan
4-7	@ L.A. Clippers	W	93-83	54-22	18,964	32-Duncan	18-Duncan
4-8	@ Golden State	W	84-76	55-22	15,273	28-Duncan	9-Duncan
4-10	DALLAS	W	91-79	56-22	25,682	34-Robinson	11-Robinson
4-12	SACRAMENTO	L	105-107 (OT)	56-23	34,357	42-Duncan	11-Duncan/Robinson
4-14	DENVER	W	111-95	57-23	34,397	25-Robinson	15-Duncan
4-17	@ Portland	W	99-93	58-23	20,580	18-Duncan	9-Robinson
4-18	@ Seattle	L	67-105	58-24	16,049	14-Scott	14-Scott

2001-02 RECAP



Tony Parker

RECORD

58-24 (32-9 home: 26-15 road)
First in Midwest Division

HONORS

Tim Duncan, NBA MVP
Tim Duncan, All-NBA First Team
Tim Duncan, All-Defensive First Team
Tim Duncan, NBA All-Star
Tim Duncan, IBM Award
Steve Smith, NBA Sportsmanship Award
Steve Smith, NBA 3PT-FG Percentage Title
Tony Parker, All-Rookie First Team
Bruce Bowen, All-Defensive Second Team

PLAYOFFS

Defeated Seattle, First Round, 3-2
Lost to Los Angeles,
Western Conference Semifinals, 4-1

SPURS LEADERS

Scoring: Tim Duncan 25.5 ppg
Rebounding: Tim Duncan 12.7 rpg
Assists: Tony Parker 4.3 apg

Head Coach: Gregg Popovich
Assistants: Hank Egan, Mike Budenholzer
& Mike Brown

2001-02 SEASON NOTES

- Tim Duncan averaged 25.5 points, 12.7 rebounds and 2.48 blocks while shooting .508 from the field and .799 from the line to become the second player in Spurs history to win the NBA's MVP Award (David Robinson was the first capturing the honor in 1994-95) ... Duncan also was named to the All-NBA First Team, the All-Defensive First Team and captured the 2002 IBM Award ... he led the NBA in double-doubles posting 67 in 82 games.
- The Spurs were red-hot after the All-Star break ... following the break the Spurs were 27-7 (.794) which was the best mark in the NBA during that period ... the Spurs 58-24 record was the second best in the NBA and the team captured the Midwest Division Title – the Spurs 12th division title since joining the NBA in 1976-77.
- In his first season with the Spurs guard Steve Smith made an immediate impact ... he led the NBA in three-point field goal percentage hitting .472 (116-246) from downtown ... for the season he appeared in 77 games – with 76 starts – and averaged 11.6 points, 2.5 rebounds and 2.0 assists ... he was also honored with the 2002 NBA Sportsmanship Award – becoming the third straight Spur to earn the honor (joining Avery Johnson and David Robinson).
- Tony Parker was named to the All-Rookie First Team becoming the first foreign-born guard to earn the honors ... the 28th pick in the 2001 NBA Draft, Parker averaged 9.2 points, 4.3 assists, 2.6 rebounds and 1.16 steals ... the only rookie on the Spurs 2001-02 roster he moved into the starting lineup in the fifth game of the season.
- For the second straight season the Spurs led the NBA in attendance ... the Spurs drew a total of 906,390 fans for their 41 regular season home games for an average of 22,107 per game ... the biggest crowd of the year was 35,052 when the Spurs hosted the Washington Wizards – and Michael Jordan – on 12/4.

2001-02 SPURS FINAL STATISTICS (58-24)

PLAYER	G	GS	MIN	3-POINT			REBOUNDS			AST	PF	DQ	STL	TO	BLK	SCORING	
				FG	FGA	PCT	FT	FTA	PCT							PTS	AVG
Duncan	82	82	3329	764	1504	.508	1	10	.100	560	701	.799	268	774	1042	307	21.7
Robinson	78	78	2303	341	672	.507	0	0	–	269	395	.681	191	456	647	94	19.3
S. Smith	77	76	2211	310	682	.455	116	246	.472	159	181	.878	45	148	193	151	15.8
Rose	82	1	1725	293	633	.463	1	12	.083	185	257	.720	172	320	492	61	20.8
Daniels	82	13	2175	269	612	.440	57	196	.291	158	210	.752	23	153	176	228	10.4
Parker	77	72	2267	268	639	.419	61	189	.323	108	160	.675	33	164	197	334	16.6
C. Smith	60	22	1141	182	428	.425	35	131	.267	42	65	.646	34	99	133	80	11.4
Bowen	59	59	1699	155	398	.389	56	148	.378	46	96	.479	42	120	162	88	11.6
Porter	72	0	1294	136	321	.424	59	142	.415	68	83	.819	12	152	164	205	8.9
Ferry	50	2	799	76	177	.429	34	96	.354	34	36	.944	15	75	90	48	7.0
Jackson	23	1	227	34	91	.374	9	36	.250	12	17	.706	3	23	26	11	2.9
Hart	10	0	92	10	19	.526	0	2	.000	6	6	1.000	4	9	13	12	1.6
McCaskill	27	0	153	20	49	.408	0	0	–	12	26	.462	16	20	36	4	2.3
Bryant	30	3	206	25	55	.455	0	0	–	6	8	.750	25	19	44	10	3.8
Parks	42	1	234	30	83	.361	0	0	–	3	8	.375	24	34	58	10	3.4
SPURS	82	19855	2913	6363	.458	438	1211	.362	1668	2249	.742	907	2566	3473	1643	1575	10
OPPONENTS	82	19855	2883	6775	.426	374	1108	.338	1283	1651	.777	1003	2429	3432	1543	1896	22
																635	1192
																428	7932
																90.5	96.7

2001-02 GAME-BY-GAME

58-24 (FIRST IN MIDWEST DIVISION)

DATE	OPPONENT	W-L	SCORE	REC.	ATT.	HI-SCORER	HI-REBOUNDER
OCTOBER RECORD:		1-0 (HOME: 1-0, ROAD: 0-0)					
10-30	LA CLIPPERS	W	109-98	1-0	16,803	19-Smith	13-Duncan
NOVEMBER RECORD:		9-4 (HOME: 6-1, ROAD: 3-3)					
11-1	@ Seattle	L	108-114	1-1	15,491	22-Duncan	13-Duncan
11-3	@ Portland	W	106-90	2-1	19,980	36-Smith	15-Duncan
11-4	@ Sacramento	L	83-103	2-2	17,317	17-Duncan	13-Duncan
11-6	ORLANDO	W	104-89	3-2	15,927	26-Duncan	14-Duncan
11-8	@ New Orleans	W	105-95	4-2	9,511	33-Duncan	16-Duncan
11-10	ATLANTA	W	110-88	5-2	20,403	20-Duncan	13-Duncan
11-13	HOUSTON	W	90-86	6-2	15,643	19-Duncan	9-Duncan
11-16	CLEVELAND	W	105-91	7-2	19,222	27-Duncan	11-Rose
11-21	SEATTLE	W	110-93	8-2	18,163	30-Duncan	13-Duncan
11-23	@ Indiana	W	97-79	9-2	18,345	30-Duncan	18-Duncan
11-24	@ Minnesota	L	94-99	9-3	19,006	21-Duncan	18-Duncan
11-28	GOLDEN STATE	W	94-83	10-3	16,442	19-Robinson	19-Duncan/Robinson
11-30	SACRAMENTO	L	106-109	10-4	26,808	38-Duncan	12-Robinson
DECEMBER RECORD:		11-3 (HOME: 6-2, ROAD: 5-1)					
12-1	@ Houston	W	85-75	11-4	12,232	25-Duncan	12-Duncan
12-4	WASHINGTON	W	103-88	12-4	35,052	15-Daniels	11-Duncan
12-5	@ Atlanta	W	120-112	13-4	8,253	29-Smith	15-Duncan/Robinson
12-7	PHILADELPHIA	W	86-76	14-4	29,836	20-Smith	9-Duncan/Robinson/Rose
12-12	TORONTO	W	108-95	15-4	16,650	28-Duncan	13-Duncan
12-14	@ Phoenix	W	105-93	16-4	16,187	32-Duncan	19-Duncan
12-15	UTAH	W	100-80	17-4	20,712	26-Duncan	10-Duncan
12-18	@ Denver	W	102-93	18-4	14,118	24-Duncan	16-Duncan
12-19	PORTLAND	W	97-79	19-4	16,089	26-Duncan	16-Robinson
12-21	DENVER	W	109-74	20-4	22,831	21-Duncan	8-Robinson/Rose
12-23	MILWAUKEE	L	91-101	20-5	24,608	22-Duncan	18-Duncan
12-26	DALLAS	L	123-126	20-6	50,667	53-Duncan	11-Duncan
12-29	@ Milwaukee	L	99-102	20-7	18,717	38-Duncan	16-Duncan
12-30	@ Memphis	W	83-79	21-7	17,358	27-Duncan	18-Duncan
JANUARY RECORD:		8-8 (HOME: 3-5, ROAD: 5-3)					
1-2	DETROIT	W	97-85	22-7	16,648	20-Duncan	15-Duncan
1-4	INDIANA	L	82-92	22-8	29,243	22-Duncan	12-Duncan
1-5	@ Dallas	W	105-103	23-8	20,123	29-Duncan	17-Duncan
1-7	NEW YORK	W	90-79	24-8	18,428	21-Duncan	12-Duncan
1-9	@ Boston	W	93-90	25-8	16,003	25-Duncan	12-Duncan
1-11	@ Philadelphia	L	84-101	25-9	20,488	22-Duncan	15-Duncan
1-14	@ New Jersey	L	97-99	25-10	11,091	27-Duncan	9-Duncan
1-15	@ Washington	W	96-91	26-10	20,674	22-Duncan	10-Robinson
1-17	UTAH	W	102-98	27-10	16,868	35-Duncan	10-Duncan
1-19	LA LAKERS	L	81-98	27-11	33,544	21-Smith	15-Duncan
1-22	NEW JERSEY	L	86-92	27-12	17,701	32-Duncan	14-Duncan
1-23	@ Utah	W	98-92	28-12	19,623	29-Smith	9-Duncan
1-25	@ LA Lakers	L	91-94	28-13	18,997	24-Duncan	12-Robinson
1-26	@ Golden State	W	90-82	29-13	18,328	20-Duncan	9-Duncan
1-29	NEW ORLEANS	L	73-78	29-14	16,624	29-Duncan	21-Duncan
1-31	LA CLIPPERS	L	87-91	29-15	17,288	23-Duncan	16-Duncan
FEBRUARY RECORD:		7-6 (HOME: 4-1, ROAD: 3-5)					
2-1	@ Miami	L	83-88	29-16	15,558	29-Duncan	12-Duncan
2-3	@ Orlando	W	105-98	30-16	15,072	29-Duncan	15-Duncan
2-4	MINNESOTA	W	113-83	31-16	17,809	13-Daniels/Duncan/Robinson	15-Robinson
2-7	@ Toronto	L	74-80	31-17	19,800	22-Duncan	17-Duncan
2-12	@ Sacramento	L	86-99	31-18	17,317	24-Duncan	21-Duncan
2-14	@ LA Clippers	W	89-76	32-18	18,964	15-Duncan	11-Duncan
2-15	@ Golden State	W	108-99	33-18	14,187	36-Duncan	11-Duncan
2-19	MEMPHIS	W	99-93	34-18	16,229	23-Duncan	14-Robinson
2-21	SACRAMENTO	W	115-92	35-18	18,594	32-Smith	13-Duncan
2-23	MINNESOTA	L	88-112	35-19	34,735	25-Duncan	9-Robinson
2-24	@ Phoenix	L	83-92	35-20	15,836	25-Robinson	13-Duncan
2-26	PHOENIX	W	99-91	36-20	19,013	29-Duncan	15-Duncan
2-28	@ Cleveland	L	107-114(OT)	36-21	15,481	35-Duncan	12-Duncan
MARCH RECORD:		13-3 (HOME: 7-0, ROAD: 6-3)					
3-1	@ Minnesota	W	85-77	37-21	19,799	25-Duncan	11-Duncan
3-3	@ New York	W	99-83	38-21	19,763	25-Duncan	15-Robinson
3-5	GOLDEN STATE	W	109-88	39-21	19,322	23-Duncan	9-Robinson
3-7	HOUSTON	W	99-97	40-21	17,094	30-Duncan	16-Duncan
3-9	@ Chicago	W	100-73	41-21	20,489	22-Duncan	11-Duncan/Robinson
3-11	@ Denver	W	93-78	42-21	13,511	21-Duncan	9-Duncan
3-12	MEMPHIS	W	98-84	43-21	19,519	23-Duncan	13-Duncan
3-14	CHICAGO	W	91-86	44-21	19,592	24-Duncan	17-Robinson
3-17	BOSTON	W	111-104	45-21	34,753	37-Duncan	10-Duncan
3-20	LA LAKERS	W	108-90	46-21	30,775	25-Duncan	9-Duncan
3-21	@ Dallas	W	105-102	47-21	20,133	32-Duncan	14-Duncan
3-23	MIAMI	W	89-79	48-21	24,336	23-Duncan	11-Duncan
3-25	@ LA Clippers	W	91-85	49-21	20,128	33-Duncan	13-Duncan
3-27	@ Portland	L	93-98	49-22	19,980	34-Duncan	11-Duncan/Robinson
3-29	@ Seattle	L	76-79	49-23	17,072	25-Duncan	16-Duncan
3-31	@ LA Lakers	L	95-96	49-24	18,997	26-Duncan	11-Duncan
APRIL RECORD:		9-0 (HOME: 4-0, ROAD: 5-0)					
4-3	SEATTLE	W	90-88	50-24	19,223	30-Duncan	18-Duncan
4-4	@ Houston	W	102-78	51-24	12,169	22-Duncan	14-Rose
4-6	DALLAS	W	89-87	52-24	34,729	33-Duncan	16-Duncan
4-8	PORTLAND	W	99-87	53-24	28,778	24-Duncan	8-Duncan
4-10	DENVER	W	87-79	54-24	19,893	16-Duncan	11-Duncan
4-12	@ Detroit	W	96-86	55-24	22,076	32-Duncan	11-Duncan
4-13	@ Memphis	W	113-92	56-24	19,405	30-Duncan	14-Duncan
4-16	PHOENIX	W	95-71	57-24	30,186	24-Duncan	11-Duncan
4-17	@ Utah	W	86-84	58-24	19,490	26-Duncan	16-Duncan

2002–03 RECAP



Manu Ginobili

RECORD

60-22 (33-8 home: 27-14 road)
First in Midwest Division

HONORS

Tim Duncan, NBA MVP
 Tim Duncan, NBA Finals MVP
 Tim Duncan, All-NBA First Team
 Tim Duncan, All-Defensive First Team
 Tim Duncan, NBA All-Star
 David Robinson, J. Walter Kennedy
 Citizenship Award
 Bruce Bowen, All-Defensive Second Team
 Manu Ginobili, All-Rookie Second Team
 Gregg Popovich, NBA Coach of the Year

PLAYOFFS

Defeated Phoenix, First Round, 4-2
Defeated Los Angeles,
Western Conference Semifinals, 4-2
Defeated Dallas,
Western Conference Finals, 4-2
Defeated New Jersey, NBA Finals, 4-2

SPURS LEADERS

Scoring: Tim Duncan 23.3 ppg
Rebounding: Tim Duncan 12.9 rpg
Assists: Tony Parker 5.3 apg

Head Coach: Gregg Popovich
Assistants: P.J. Carlesimo, Mike Budenholzer
& Mike Brown

2002-03 SEASON NOTES

- Tim Duncan became the first player since Michael Jordan to win back-to-back regular season MVP honors ... ranked in the top 10 in points (seventh with 23.3), rebounds (third with 12.9), blocks (third with 2.93) and FG percentage (seventh with a .513 mark) ... of course the regular season was just a warm-up for Duncan ... in the postseason he averaged 24.7 points, 15.4 rebounds, 5.3 assists and 3.29 blocks in 42.5 minutes ... Duncan led the Spurs to their second NBA Championship in a five-year span and was named the 2003 Finals MVP (after averaging 24.2 points, 17.0 rebounds, 5.3 assists and 5.33 blocks in the Finals).
- The Spurs Championship served as a perfect ending to a perfect career ... prior to the 2002–03 season David Robinson announced it would be his last ... his 14th and final season with the Spurs was a memorable one ... he finished his NBA career with 20,790 points and 10,497 rebounds making him one of just 14 players in league history in the 20,000 point, 10,000 rebound club ... a 10-time All-Star, Robinson was the 1995 NBA MVP, the 1992 NBA Defensive Player of the Year and the 1990 NBA Rookie of the Year ... he led the league in scoring in 1994, in rebounding in 1991 and in blocked shots in 1992 to join Kareem Abdul-Jabbar as one of two players in NBA history to accomplish the feat.
- Rookie guard Manu Ginobili made an immediate impact and quickly became a fan favorite ... the Argentina native – who the Spurs selected with the 57th pick in the 1999 NBA Draft – joined the team after spending the previous three seasons playing in the Italian League ... he was named to the 2003 All-Rookie Second Team after averaging 7.6 points, 2.3 rebounds and 2.0 assists during the 2002–03 campaign.
- The Spurs moved into a new home for the 2002–03 campaign ... although the Spurs and their fans loved both the HemisFair Arena and the Alamodome, the AT&T Center was their first home conceived, designed and built with the Spurs in mind (unlike the HemisFair Arena – which was built for the 1968 World's Fair – and the Dome – which was built by the city of San Antonio as a multi-use sports and entertainment venue) ... in their first season in the AT&T Center the Spurs sold out 21 games, averaging 17,950 fans per game in the 18,797-seat facility.


2002-03 SPURS FINAL STATISTICS (60-22)

PLAYER	G	GS	MIN	3-POINT						REBOUNDS			SCORING										
				FG	FGA	PCT	FG	FGA	PCT	FT	FTA	PCT	OFF	DEF	TOT	AST	PF	DQ	STL	TO	BLK	PTS	AVG
Duncan	81	81	3181	714	1392	.513	6	22	.273	450	634	.710	259	784	1043	316	231	2	55	248	237	1884	23.3
Parker	82	82	2774	484	1043	.464	82	243	.337	219	290	.755	33	183	216	432	174	2	71	198	4	1269	15.5
Jackson	80	58	2254	356	818	.435	95	297	.320	139	183	.760	66	220	286	183	202	1	125	176	30	946	11.8
Rose	79	13	1933	289	630	.459	2	5	.400	242	306	.791	148	358	506	124	206	2	57	170	40	822	10.4
Robinson	64	64	1676	197	420	.469	0	0	---	152	214	.710	163	345	508	61	126	1	52	83	111	546	8.5
Ginobili	69	5	1431	174	397	.438	51	148	.345	126	171	.737	47	114	161	138	170	3	96	100	17	525	7.6
Bowen	82	82	2566	223	479	.466	101	229	.441	36	89	.404	59	180	239	113	195	0	66	72	42	583	7.1
Smith	53	18	1032	113	291	.388	39	118	.331	95	114	.833	21	78	99	70	79	0	28	43	9	360	6.8
Claxton	30	0	471	67	145	.462	0	11	.000	39	57	.684	22	34	56	75	43	0	22	35	7	173	5.8
Willis	71	6	840	123	257	.479	0	2	.000	51	83	.614	83	143	226	24	120	1	20	60	20	297	4.2
Kerr	75	0	952	110	256	.430	49	124	.395	30	34	.882	12	48	60	70	49	0	27	35	3	299	4.0
Ferry	64	1	601	44	124	.355	21	60	.350	10	13	.769	20	55	75	21	55	0	7	27	9	119	1.9
Brown	7	0	22	5	10	.500	0	0	---	2	2	1.000	4	3	7	2	3	0	0	5	0	12	1.7
Goldwire	10	0	51	5	18	.278	2	8	.250	0	2	.000	0	3	3	3	5	0	3	2	0	12	1.2
Bateer	12	0	46	4	17	.235	1	3	.333	0	2	.000	2	8	10	4	14	0	0	6	0	9	0.8
SPURS	82	19830		2908	6297	.462	449	1270	.354	1591	2194	.725	939	2556	3495	1636	1672	12	629	1295	529	7856	95.8
OPPONENTS	82	19830		2862	6703	.427	354	1043	.339	1334	1737	.768	1029	2322	3351	1559	1915	24	665	1231	422	7412	90.4

60-22 (FIRST IN MIDWEST DIVISION)

DATE	OPPONENT	W-L	SCORE	REC.	ATT.	HI-SCORER	HI-REBOUNDER
OCTOBER RECORD:							
10-29	@ L.A. Lakers	W	87-82	1-0	18,997	16-Rose	11-Rose
10-30	@ Golden State	L	106-98	1-1	13,261	24-Duncan	15-Robinson
NOVEMBER RECORD:							
10-6 (HOME: 8-2, ROAD: 2-4)							
11-1	TORONTO	W	91-72	2-1	18,787	22-Duncan	15-Duncan
11-4	@ Memphis	W	103-101(OT)	3-1	12,226	29-Duncan	14-Duncan
11-5	GOLDEN STATE	W	93-73	4-1	14,474	21-Parker	13-Robinson
11-9	PORTLAND	L	95-76	4-2	18,781	16-Duncan	11-Rose
11-11	MINNESOTA	W	91-75	5-2	15,594	20-Duncan	19-Robinson
11-13	@ New Jersey	L	91-82	5-3	11,534	21-Duncan	14-Robinson
11-14	@ Philadelphia	L	99-94	5-4	18,139	29-Duncan	9-Jackson/Duncan
11-16	@ Cleveland	W	90-77	6-4	10,031	14-Bowen	13-Rose
11-18	CLEVELAND	W	104-78	7-4	14,767	25-Duncan	9-Duncan
11-20	L.A. LAKERS	W	95-88	8-4	18,797	28-Jackson	18-Duncan
11-22	MEMPHIS	W	95-86	9-4	16,636	28-Duncan	15-Duncan
11-24	SEATTLE	L	91-90	9-5	16,211	22-Duncan	17-Robinson
11-26	@ Denver	L	85-81	9-6	11,851	18-Duncan	18-Duncan
11-27	DENVER	W	99-68	10-6	16,935	22-Jackson	14-Duncan
11-29	@ Phoenix	L	94-87	10-7	17,252	31-Duncan	15-Duncan
11-30	UTAH	W	107-85	11-7	18,797	17-Jackson	10-Robinson
DECEMBER RECORD:							
8-6 (HOME: 5-1, ROAD: 3-5)							
12-3	@ Houston	L	89-75	11-8	11,120	25-Duncan	12-Duncan
12-6	PHILADELPHIA	W	98-93	12-8	17,985	29-Duncan	12-Robinson
12-8	SACRAMENTO	L	104-80	12-9	16,873	16-Duncan	13-Duncan
12-11	DALLAS	W	111-104	13-9	17,632	32-Parker	13-Duncan
12-13	L.A. CLIPPERS	W	97-84	14-9	16,696	25-Duncan	18-Duncan
12-16	@ L.A. Clippers	L	91-79	14-10	16,575	32-Duncan	11-Duncan
12-18	@ Seattle	W	91-88	15-10	15,831	22-Parker	15-Duncan
12-19	@ Sacramento	W	83-81	16-10	17,317	23-Duncan	14-Duncan
12-21	WASHINGTON	W	92-81	17-10	18,797	21-Parker	11-Duncan
12-23	NEW ORLEANS	W	99-94(OT)	18-10	18,797	29-Duncan	23-Duncan
12-27	@ Atlanta	L	81-79	18-11	13,453	27-Duncan	15-Duncan
12-28	@ Chicago	W	109-95	19-11	18,172	32-Parker	15-Duncan
12-30	@ New York	L	96-95	19-12	19,763	31-Duncan	17-Duncan
12-31	@ Washington	L	105-103	19-13	20,173	35-Duncan	13-Duncan
JANUARY RECORD:							
11-3 (HOME: 6-1, ROAD: 5-2)							
1-3	GOLDEN STATE	W	98-95	20-13	18,797	37-Duncan	9-Duncan
1-5	@ L.A. Clippers	W	94-86	21-13	17,158	26-Parker	14-Duncan
1-8	@ Seattle	W	106-95	22-13	15,132	23-Duncan	9-Duncan
1-9	@ Portland	L	90-87	22-14	19,021	18-Jackson	12-Duncan
1-12	BOSTON	W	81-80	23-14	17,302	21-Duncan	9-Duncan
1-14	PHOENIX	W	108-100(OT)	24-14	17,101	38-Duncan	16-Duncan
1-17	ATLANTA	W	106-93	25-14	18,007	27-Duncan	9-Duncan
1-20	HOUSTON	W	87-82	26-14	17,537	32-Duncan	9-Duncan
1-22	MEMPHIS	L	98-93	26-15	17,126	30-Duncan	21-Duncan
1-24	@ Utah	W	91-90	27-15	19,911	29-Duncan	17-Duncan
1-25	DETROIT	W	108-76	28-15	17,353	22-Duncan	11-Duncan
1-27	@ Minnesota	L	106-95	28-16	14,306	19-Parker	11-Rose
1-29	@ Indiana	W	106-97	29-16	15,110	28-Parker	9-Robin/Jackson/Duncan
1-31	@ Orlando	W	109-108	30-16	15,654	23-Duncan	17-Duncan
FEBRUARY RECORD:							
9-1 (HOME: 3-0, ROAD: 6-1)							
2-1	@ Miami	W	67-65	31-16	15,729	18-Parker	25-Duncan
2-5	@ Golden State	W	103-99	32-16	13,553	30-Duncan	12-Duncan
2-6	@ Denver	W	83-74	33-16	15,206	25-Duncan	10-Rose
2-11	@ Portland	W	116-111(OT)	34-16	19,631	36-Duncan	15-Rose/Duncan
2-14	@ L.A. Lakers	W	103-95	35-16	18,997	28-Duncan	20-Duncan
2-16	@ Sacramento	W	104-101	36-16	17,317	34-Duncan	12-Duncan
2-18	DENVER	W	101-76	37-16	17,274	18-Bowen	12-Duncan
2-20	@ Dallas	L	95-87	37-17	20,036	25-Rose	14-Rose
2-22	INDIANA	W	105-96	38-17	18,797	21-Duncan	10-Duncan
2-25	MIAMI	W	84-69	39-17	17,322	17-Duncan	10-Duncan
MARCH RECORD:							
14-3 (HOME: 8-3, ROAD: 6-0)							
3-1	SACRAMENTO	W	108-100	40-17	18,797	32-Parker	15-Duncan
3-2	@ Houston	W	97-88	41-17	16,285	20-Ginobili	10-Robinson
3-4	PHOENIX	L	104-97	41-18	18,797	35-Duncan	21-Duncan
3-6	NEW JERSEY	W	92-78	42-18	18,797	21-Duncan/Parker	21-Duncan
3-9	@ Boston	W	94-78	43-18	18,624	18-Duncan	8-Rose/Duncan
3-11	@ Milwaukee	W	105-102	44-18	17,401	34-Rose	15-Duncan
3-12	@ Minnesota	W	111-99	45-18	15,309	22-Jackson	14-Duncan
3-14	L.A. CLIPPERS	W	118-96	46-18	18,797	24-Duncan	15-Duncan
3-16	CHICAGO	W	108-97	47-18	18,797	25-Parker	12-Duncan
3-18	NEW YORK	L	105-97	47-19	18,797	27-Duncan	12-Rose
3-20	@ Dallas	L	112-110(OT)	48-19	20,110	25-Duncan	18-Duncan
3-21	MINNESOTA	L	101-94(OT)	48-20	18,797	29-Duncan	12-Duncan
3-23	L.A. LAKERS	W	98-89	49-20	18,797	27-Duncan	17-Duncan
3-25	MILWAUKEE	W	107-94	50-20	18,797	31-Duncan	10-Duncan
3-27	HOUSTON	W	98-85	51-20	18,797	27-Jackson	14-Duncan
3-29	UTAH	W	101-81	52-20	18,797	30-Duncan	8-Duncan
3-30	@ New Orleans	W	92-90	53-20	17,357	33-Duncan	12-Duncan
APRIL RECORD:							
7-2 (HOME: 3-1, ROAD: 4-1)							
4-1	ORLANDO	W	118-105	54-20	18,797	20-Duncan	7-Duncan
4-2	@ Memphis	W	105-87	55-20	12,116	33-Duncan	19-Duncan
4-4	@ Toronto	W	124-98	56-20	18,376	23-Rose	9-Rose
4-6	@ Detroit	W	89-83	57-20	22,076	25-Duncan	21-Duncan
4-9	PORTLAND	W	84-79	58-20	18,797	17-Ginobili	11-Jackson/Duncan
4-11	SEATTLE	W	94-86	59-20	19,217	20-Rose	15-Duncan
4-13	@ Phoenix	L	92-85	59-21	19,023	18-Rose	7-Robinson/Duncan
4-14	@ Utah	W	91-83	60-21	19,821	25-Parker	15-Duncan
4-16	DALLAS	L	93-72	60-22	19,217	11-Smith	9-Ferry/Robinson

2003-04 RECAP



Bruce Bowen

RECORD

57-25 (33-8 home: 24-17 road)
Second in Midwest Division

HONORS

Tim Duncan, All-NBA First Team
Tim Duncan, All-Defensive Second Team
Tim Duncan, NBA All-Star
Bruce Bowen, All-Defensive First Team

PLAYOFFS

Defeated Memphis, First Round, 4-0
Lost to Los Angeles, Western Conference Semifinals, 2-4

SPURS LEADERS

Scoring: Tim Duncan 22.4 ppg
Rebounding: Tim Duncan 12.4 rpg
Assists: Tony Parker 5.5 apg

Head Coach: Gregg Popovich
Assistants: P.J. Carlesimo, Mike Budenholzer
& Mario Elie

2003-04 SEASON NOTES

- Coming off the 2003 NBA championship, the Spurs suffered through a slow start, opening the 2003-04 season with a 9-10 record (which put the team in 25th place in the NBA on 12/4) ... but the Spurs didn't panic ... instead - on 12/5 - the team started a 13-game winning streak ... the Spurs then finished the season with an 11-game winning streak ... at the end of the regular season their 57-25 mark was the third best in the NBA (behind only Indiana and Minnesota).
- As usual the Spurs success was based on their efforts on the defensive end ... during the 2003-04 campaign the Spurs held their opponents to 84.3 points per game with a .409 field goal percentage ... both marks set new NBA single-season record opponent lows for a full 82-game schedule (during the 50 game 1998-99 season Spurs opponents shot just .402 from the field) ... during the 2003-04 season the Spurs were 29-1 when holding their opponents to 80 points or less.
- Tim Duncan enjoyed another dominant season ... for the seventh straight year he earned spots on both the All-NBA Team and the All-Defensive Team ... he joined former teammate David Robinson as just the second player in history to be named to both an All-NBA Team and an All-Defensive Team in each of their first seven seasons ... Duncan ranked eighth in scoring (22.3 ppg), second in rebounds (12.4 rpg) and fourth in blocks (2.68 bpg).
- After sweeping Memphis in the first round the Spurs faced Los Angeles in the second round ... it was the fourth straight year that the Spurs and the Lakers met in the playoffs ... once again it was a classic series ... with the series tied 2-2 the Lakers beat the Spurs 74-73 on 5/13 in a crazy Game 5 in the AT&T Center ... the Lakers took a 72-71 lead with 11 seconds left thanks to a Kobe Bryant jumper ... after a series of timeouts Tim Duncan hit an amazing shot - a 20-foot runner off the dribble with Shaquille O'Neal on him - with less than a second left ... with 0.4 seconds left the Lakers inbounded the ball - across from the Spurs bench - and Derek Fisher caught, turned and launched a fade-away jumper that gave Los Angeles the win ... two nights later the Lakers beat the Spurs in Game 6 to end San Antonio's bid to win back-to-back

2003-04 SPURS FINAL STATISTICS (57-25)

PLAYER	G	GS	MIN	3-POINT						REBOUNDS			SCORING											
				FG	FGA	PCT	FG	FGA	PCT	FT	FTA	PCT	OFF	DEF	TOT	AST	PF	DQ	STL	TO	BLK	PTS	AVG	
Duncan	69	68	2527	592	1181	.501	2	12	.167	352	588	.599	227	632	859	213	164	1	62	183	185	1538	22.3	
Parker	75	75	2577	423	946	.447	62	199	.312	191	272	.702	43	194	237	411	148	0	61	179	7	1099	14.7	
Ginobili	77	38	2260	330	789	.418	88	245	.359	239	298	.802	86	258	344	291	181	0	136	161	16	987	12.8	
Turkoglu	80	44	2073	262	645	.406	101	241	.419	114	161	.708	52	306	358	154	165	0	80	94	32	739	9.2	
Nesterovic	82	82	2353	328	700	.469	0	0	---	54	114	.474	257	376	633	114	247	5	51	107	165	710	8.7	
Rose	67	13	1256	173	404	.428	0	3	.000	183	225	.813	110	210	320	69	164	1	36	112	24	529	7.9	
Bowen	82	82	2624	211	502	.420	77	212	.363	66	114	.579	45	208	253	113	166	1	84	90	33	565	6.9	
Ward (TOT)	71	10	1252	160	390	.410	84	206	.408	20	27	.741	12	132	144	215	107	2	64	96	11	4246.0		
Ward (SA)	36	0	425	45	130	.346	25	68	.368	4	6	.667	2	46	48	45	33	0	17	27	3	119	3.3	
Mercer	39	0	516	90	211	.427	2	7	.286	13	17	.765	10	39	49	22	37	0	14	26	5	195	5.0	
Horry	81	1	1290	141	348	.405	41	108	.380	69	107	.645	108	164	272	101	165	0	48	55	49	392	4.8	
Carter	5	2	87	11	37	.297	0	3	.000	0	0	---	2	9	11	12	9	0	4	12	0	22	4.4	
Brown	58	0	627	85	196	.434	4	14	.286	60	74	.811	38	92	130	33	61	0	15	38	4	234	4.0	
Heal	6	0	72	7	24	.292	4	18	.222	4	5	.800	1	3	4	5	2	0	1	5	0	22	3.7	
Willis	48	0	373	70	150	.467	0	1	.000	24	39	.615	37	61	98	11	61	0	21	32	9	164	3.4	
Hart	53	5	660	71	159	.447	2	9	.222	33	43	.767	10	69	79	81	59	0	28	29	5	177	3.3	
Garcia	2	0	13	1	7	.143	0	0	---	1	2	.500	0	0	0	0	0	0	2	1	0	3	1.5	
Carroll (TOT)	16	0	70	7	16	.438	1	3	.333	4	6	.667	1	5	6	2	8	0	1	6	0	19	1.2	
Carroll (SA)	3	0	22	2	5	.400	0	0	---	2	4	.500	1	2	3	5	0	1	4	0	6	2.0		
SPURS	82		19755	2842	6434	.442	408	1140	.358	1409	2069	.681	1029	2669	3698	1676	1667	8	661	1203	537	7501	91.5	
OPPONENTS	82		19755	5261	13638	.409	311	951	.327	1372	1844	.744	1092	2459	3551	3368	1419	1837	18	635	1254	380	6909	84.3

57-25 (SECOND IN MIDWEST DIVISION)

DATE	OPPONENT	W-L	SCORE	REC.	ATT.	HI-SCORER	HI-REBOUNDER
OCTOBER RECORD: 1-1 (HOME: 1-0, ROAD: 0-1)							
10-28	PHOENIX	W	83-82	1-0	18,797	24-Duncan	12-Duncan
10-29	@ Denver	W	72-80	1-1	17,429	17-Duncan	21-Duncan
NOVEMBER RECORD: 8-7 (HOME: 6-2, ROAD: 2-5)							
11-1	NEW YORK	W	86-74	2-1	18,797	15-Duncan	15-Duncan
11-3	@ Memphis	L	80-88	2-2	12,821	13-Ginobili/Nesterovic	14-Nesterovic
11-4	MIAMI	W	80-73	3-2	17,666	15-Ginobili	11-Rose
11-6	L.A. LAKERS	L	117-120(2OT)	3-3	18,797	33-Ginobili	12-Ginobili
11-8	DALLAS	L	78-81	3-4	18,797	20-Rose	22-Rose
11-10	UTAH	W	87-78	4-4	18,797	18-Ginobili	10-Duncan
11-12	@ New Jersey	W	85-71	5-4	13,286	31-Duncan	12-Duncan
11-14	@ Philadelphia	L	96-100	5-5	20,344	35-Duncan	15-Duncan
11-15	@ Washington	W	95-71	6-5	20,173	23-Rose	13-Duncan
11-18	GOLDEN STATE	W	94-81	7-5	17,098	21-Duncan	10-Duncan
11-20	@ Dallas	L	92-95	7-6	19,989	30-Duncan	17-Duncan
11-21	ATLANTA	W	114-75	8-6	18,797	25-Duncan	10-Duncan
11-26	CHICAGO	W	109-98	9-6	16,771	17-Ginobili	11-Ginobili
11-28	@ L.A. Lakers	L	87-103	9-7	18,997	13-Ginobili	11-Duncan
11-29	@ Golden State	L	89-91	9-8	17,680	27-Duncan	15-Duncan
DECEMBER RECORD: 13-2 (HOME: 7-1, ROAD: 6-1)							
12-1	@ L.A. Clippers	L	83-91	9-9	12,514	26-Rose	11-Rose
12-3	L.A. LAKERS	L	86-90	9-10	18,841	30-Duncan	15-Duncan
12-5	@ Orlando	W	105-94	10-10	15,394	47-Duncan	12-Duncan
12-6	@ Miami	W	86-70	11-10	14,603	21-Duncan/Nesterovic	19-Duncan
12-8	@ Chicago	W	96-82	12-10	18,233	26-Ginobili	14-Duncan
12-10	PORTLAND	W	102-77	13-10	15,131	18-Duncan	14-Duncan
12-11	@ Houston	W	71-67	14-10	18,170	22-Duncan	11-Nesterovic
12-13	HOUSTON	W	86-73	15-10	18,797	16-Ginobili	12-Duncan
12-15	MEMPHIS	W	78-67	16-10	14,524	21-Duncan	15-Nesterovic
12-17	TORONTO	W	73-70	17-10	16,375	30-Duncan	13-Duncan
12-19	@ Seattle	W	87-73	18-10	15,712	27-Duncan	20-Duncan
12-20	@ Portland	W	101-91	19-10	15,010	26-Duncan	10-Duncan
12-23	L.A. CLIPPERS	W	111-90	20-10	18,797	22-Duncan	10-Duncan
12-26	ORLANDO	W	98-83	21-10	18,797	27-Duncan	16-Duncan
12-28	MILWAUKEE	W	89-74	22-10	18,797	25-Ginobili	15-Duncan
JANUARY RECORD: 9-8 (HOME: 4-4, ROAD: 5-4)							
1-3	PHILADELPHIA	L	77-83	22-11	18,797	16-Turkoglu	12-Duncan
1-5	@ Denver	W	98-74	23-11	15,120	30-Duncan	12-Duncan
1-6	WASHINGTON	W	94-72	24-11	16,413	16-Duncan/Parker	11-Duncan
1-9	@ New Orleans	W	95-84	25-11	17,740	15-Duncan/Bowen	9-Nesterovic
1-10	INDIANA	W	89-88(OT)	26-11	18,797	30-Duncan	15-Duncan
1-13	@ Atlanta	L	77-86	26-12	11,807	28-Duncan	9-Duncan
1-14	MINNESOTA	L	93-100	26-13	17,411	36-Duncan	20-Duncan
1-16	@ Indiana	L	79-89	26-14	18,044	16-Duncan	10-Horry
1-18	@ Boston	W	109-92	27-14	18,624	23-Nesterovic	13-Nesterovic
1-19	@ Detroit	L	77-85	27-15	22,076	17-Duncan	10-Duncan
1-21	NEW JERSEY	W	99-76	28-15	17,441	21-Duncan	17-Duncan
1-23	@ Phoenix	W	86-84	29-15	17,799	25-Duncan	12-Duncan
1-24	NEW ORLEANS	L	96-98	29-16	17,897	20-Rose	13-Duncan
1-26	@ Milwaukee	L	92-93	29-17	17,385	26-Parker	8-Duncan
1-27	@ New York	W	77-67	30-17	19,190	30-Duncan	19-Duncan
1-29	SACRAMENTO	L	91-96	30-18	17,669	35-Duncan	18-Duncan
1-31	UTAH	W	85-81	31-18	18,797	33-Duncan	14-Duncan
FEBRUARY RECORD: 8-2 (HOME: 2-0, ROAD: 6-2)							
2-2	@ Utah	W	83-65	32-18	19,911	31-Duncan	11-Duncan
2-5	@ Seattle	W	96-90	33-18	15,256	23-Duncan	14-Duncan
2-6	@ Sacramento	W	102-94	34-18	17,317	28-Duncan	14-Duncan
2-9	@ Houston	W	85-82	35-18	16,040	28-Duncan	10-Duncan
2-18	@ Toronto	W	86-82	36-18	17,119	26-Duncan	21-Duncan
2-20	@ Cleveland	L	87-89	36-19	20,562	21-Duncan/Ginobili	12-Duncan
2-22	@ Minnesota	W	94-92	37-19	20,347	26-Parker	14-Turkoglu
2-24	HOUSTON	W	86-77	38-19	18,797	27-Duncan	13-Duncan
2-26	@ Dallas	L	91-115	38-20	20,458	22-Duncan	17-Duncan
2-28	DENVER	W	117-92	39-20	18,797	29-Parker	12-Nesterovic
MARCH RECORD: 11-5 (HOME: 10-1, ROAD: 1-4)							
3-1	MEMPHIS	W	80-81	39-21	16,705	19-Turkoglu	10-Nesterovic/Rose
3-3	SEATTLE	W	88-84	40-21	16,611	18-Turkoglu	12-Nesterovic
3-5	DALLAS	W	113-100	41-21	18,797	27-Parker	15-Nesterovic
3-6	@ Phoenix	L	107-86	42-21	16,039	22-Nesterovic	13-Nesterovic
3-9	@ Memphis	L	88-94	42-22	15,544	24-Parker	14-Rose
3-10	L.A. CLIPPERS	W	108-90	43-22	16,919	21-Rose	12-Rose
3-12	GOLDEN STATE	W	99-74	44-22	17,174	17-Rose	9-Turkoglu
3-14	@ Sacramento	L	87-101	44-23	17,317	16-Ginobili	13-Nesterovic
3-15	@ Golden State	L	80-97	44-24	14,153	29-Parker	7-Nesterovic
3-18	MINNESOTA	W	106-86	45-24	18,797	22-Duncan	10-Duncan
3-20	BOSTON	W	103-87	46-24	19,034	26-Duncan/Ginobili	15-Duncan
3-23	@ Minnesota	L	81-86	46-25	20,111	26-Duncan	9-Turkoglu
3-25	DETROIT	W	84-75	47-25	17,695	17-Ginobili	13-Duncan
3-27	PHOENIX	W	105-76	48-25	18,797	14-Duncan/Turkoglu	10-Duncan
3-29	CLEVELAND	W	101-93	49-25	18,797	21-Ginobili	8-Ginobili
3-31	SACRAMENTO	W	107-89	50-25	18,797	29-Ginobili	7-Duncan/Nesterovic/Turkoglu
APRIL RECORD: 7-0 (HOME: 3-0, ROAD: 4-0)							
4-2	@ Utah	W	94-81	51-25	19,911	19-Brown	10-Duncan/Nesterovic
4-4	@ L.A. Lakers	W	95-89	52-25	18,997	29-Parker	13-Duncan
4-7	SEATTLE	W	96-75	53-25	18,797	21-Duncan	10-Duncan/Nesterovic
4-9	PORTLAND	W	84-74	54-25	18,797	21-Duncan/Ginobili	14-Duncan
4-11	@ L.A. Clippers	W	88-79	55-25	18,031	26-Duncan	9-Duncan
4-12	@ Portland	W	78-66	56-25	18,997	22-Parker	15-Duncan
4-14	DENVER	W	93-67	57-25	18,797	23-Duncan	16-Duncan

2004-05 RECAP



Robert Horry

RECORD

59-23 (38-3 home: 21-20 road)
First in Southwest Division

HONORS

Tim Duncan, NBA Finals MVP
Tim Duncan, All-NBA First Team
Tim Duncan, All-Defensive First Team
Tim Duncan, NBA All-Star
Bruce Bowen, All-Defensive First Team
Manu Ginobili, NBA All-Star

PLAYOFFS

Defeated Denver, First Round, 4-1
Defeated Seattle, Western Conference Semifinals, 4-2
Defeated Phoenix, Western Conference Finals, 4-1
Defeated Detroit, NBA Finals, 4-3

SPURS LEADERS

Scoring: Tim Duncan 20.3 ppg
Rebounding: Tim Duncan 11.1 rpg
Assists: Tony Parker 6.1 apg

Head Coach: Gregg Popovich
Assistants: P.J. Carlesimo, Mike Budenholzer,
Don Newman & Brett Brown

2004-05 SEASON NOTES

- The Spurs captured their third NBA championship in a thrilling seven-game Finals victory over the Detroit Pistons ... Tim Duncan was named Finals MVP for the third time in his career after averaging 20.6 points and 14.1 rebounds in 40.7 minutes in the seven games ... but he had plenty of help ... Manu Ginobili averaged 18.7 points, 5.9 rebounds, 4.0 assists and 1.29 steals ... Bruce Bowen played his trademark defense (he was second on the team in minutes averaging 38.7 minutes per game in the Finals) ... then there was Robert Horry who had one of the all-time great games in Finals history ... in Game 5 at Detroit on 6/19 he finished with 21 points (scoring all of his points in the final 17:01 of the game) ... his biggest shot of the night was a 25-foot three-pointer with 5.8 seconds left that gave the Spurs a 96-95 overtime win and a 3-2 series lead.
- Tim Duncan and Bruce Bowen were both named to the NBA All-Defensive First Team ... it marked the first time that two teammates earned first team honors since the 1997-98 season when both Michael Jordan and Scottie Pippen were named to the 1998 All-Defensive First Team.
- Manu Ginobili joined Tim Duncan at the 2005 All-Star Game in Denver ... it was the 10th time in franchise history that two Spurs players were named All-Stars in the same season.
- The Spurs made NBA history in April becoming the first team to ever win back-to-back double-overtime games ... the Spurs posted a 125-124 win at the Clippers on 4/9 before heading north and beating the Warriors 136-134 on 4/10 ... making the feat even more impressive ... the Spurs were without Tim Duncan and Devin Brown vs. the Clippers and then were forced to play without Duncan, Brown, Manu Ginobili and Rasha Nesterovic against the Warriors.
- The Spurs enjoyed their best home record in franchise history finishing with a 38-3 mark in the AT&T Center.


2004-05 SPURS FINAL STATISTICS (59-23)

PLAYER	G	GS	MIN	3-POINT						REBOUNDS			SCORING											
				FG	FGA	PCT	FG	FGA	PCT	FT	FTA	PCT	OFF	DEF	TOT	AST	PF	DQ	STL	TO	BLK	PTS	AVG	
Duncan	66	66	2203	517	1042	.496	3	9	.333	305	455	.670	202	530	732	179	144	0	45	127	174	1342	20.3	
Parker	80	80	2735	539	1118	.482	43	156	.276	210	323	.650	47	251	298	491	167	0	98	215	4	1331	16.6	
Ginobili	74	74	2193	367	780	.471	97	258	.376	355	442	.803	75	254	329	288	190	1	119	172	27	1186	16.0	
Robinson	9	0	157	34	77	.442	2	6	.333	20	23	.870	4	20	24	8	19	0	4	7	3	90	10.0	
Mohammed(TOT)	77	59	1933	289	602	.480	0	1	1.000	153	227	.674	247	339	586	34	236	3	594	108	86	731	9.5	
Mohammed (SA)	23	5	414	55	142	.387	0	0	---	32	56	.571	78	69	147	8	64	1	5	27	33	142	6.2	
Bowen	82	82	2627	251	598	.420	102	253	.403	71	112	.634	50	235	285	126	175	0	55	57	39	675	8.2	
Barry	81	8	1742	194	459	.423	100	280	.357	113	135	.837	29	161	190	178	123	0	39	64	20	601	7.4	
Brown	67	0	1238	173	409	.423	45	121	.372	103	130	.792	37	139	176	92	83	0	39	53	12	944	7.4	
Rose	50	1	862	124	267	.464	0	4	1.000	69	99	.697	95	132	227	41	124	1	31	56	9	317	6.3	
Horry	75	16	1396	157	375	.419	51	138	.370	86	109	.789	91	177	268	80	138	1	67	69	60	451	6.0	
Udrih	80	2	1149	173	390	.444	58	142	.408	67	89	.753	16	67	83	150	96	0	41	77	10	471	5.9	
Nesterovic	70	70	1785	198	430	.460	0	0	---	14	30	.467	184	275	459	71	207	1	31	73	117	410	5.9	
Glover	7	0	68	8	22	.364	1	8	.125	8	10	.800	3	8	11	4	9	0	3	2	3	25	3.6	
Marks	23	0	244	27	80	.338	0	3	1.000	22	28	.786	18	38	56	8	29	0	3	14	11	76	3.3	
Massenburg	61	6	699	74	182	.407	0	0	---	48	63	.762	54	109	163	14	122	1	18	40	20	196	3.2	
Wilks	48	0	278	32	77	.416	5	16	.313	12	16	.750	4	21	25	33	26	0	14	14	1	81	1.7	
Johnson	2	0	15	0	2	.000	0	1	1.000	0	0	---	0	3	3	0	1	0	1	1	0	0	0.0	
SPURS	82			19805	29236	.450	453	5071	.395	363	1535	2120	.724	9872	4893	3476	1771	1717	6	613	1126	543	7888	96.2
OPPONENTS	82			19805	27126	.359	426	323	881	.367	1501	1955	.768	8932	4043	3296	1385	1891	24	594	1240	421	7248	88.4

59-23 (FIRST IN SOUTHWEST DIVISION)

DATE	OPPONENT	W-L	SCORE	REC.	ATT.	HI-SCORER	HI-REBOUNDER
NOVEMBER RECORD:		12-3 (HOME: 6-0, ROAD: 6-3)					
11/03	SACRAMENTO	W	101-85	1-0	18,797	30-Duncan	14-Duncan
11/05	@L.A. Lakers	W	105-96	2-0	18,997	26-Duncan	16-Duncan
11/07	@Seattle	W	94-113	2-1	15,951	21-Ginobili/Parker	10-Duncan
11/10	GOLDEN STATE	W	91-71	3-1	16,826	23-Duncan	18-Duncan
11/12	MIAMI	W	93-84	4-1	18,797	29-Ginobili	13-Duncan
11/13	@Atlanta	W	103-88	5-1	11,326	26-Duncan	18-Duncan
11/16	NEW YORK	W	99-81	6-1	17,705	18-Parker	10-Duncan
11/18	@Philadelphia	W	88-80	7-1	16,446	34-Duncan	13-Duncan
11/19	@Boston	W	92-84	8-1	15,586	26-Duncan	6-Duncan
11/21	@Toronto	L	91-96	8-2	17,264	26-Duncan	15-Duncan
11/22	@Memphis	L	90-93	8-3	16,127	26-Duncan	9-Duncan
11/24	DALLAS	W	94-80	9-3	18,797	27-Duncan	13-Duncan
11/26	@Denver	W	89-75	10-3	19,099	23-Duncan	13-Duncan
11/27	UTAH	W	109-76	11-3	17,543	16-Rose	13-Duncan
11/30	@Dallas	W	107-89	12-3	19,455	20-Duncan	13-Duncan
DECEMBER RECORD:		13-3 (HOME: 8-1, ROAD: 5-2)					
12/01	PHILADELPHIA	W	105-72	13-3	17,566	24-Brown/Duncan	12-Duncan
12/03	DETROIT	W	80-77	14-3	18,797	20-Parker	18-Duncan
12/04	@Milwaukee	W	104-83	15-3	17,812	20-Duncan	7-Duncan/Nesterovic
12/06	@Chicago	W	91-75	16-3	16,353	17-Parker	11-Duncan
12/08	SEATTLE	L	96-102	16-4	18,797	39-Duncan	10-Duncan
12/09	@Houston	L	80-81	16-5	16,170	26-Duncan	18-Duncan
12/11	CLEVELAND	W	116-97	17-5	18,797	34-Duncan	7-Duncan
12/15	ORLANDO	W	99-90	18-5	17,384	24-Duncan	14-Duncan
12/17	@New Orleans	W	83-67	19-5	13,071	19-Duncan	12-Duncan
12/18	GOLDEN STATE	W	104-85	20-5	17,467	21-Ginobili/Parker	7-Horry/Duncan/Ginobili
12/22	@Orlando	L	87-93	20-6	16,325	24-Duncan	11-Nesterovic
12/23	MINNESOTA	W	96-82	21-6	18,797	22-Ginobili	10-Duncan
12/26	BOSTON	W	107-90	22-6	17,541	27-Parker	11-Duncan
12/28	PHOENIX	W	115-94	23-6	18,797	29-Parker	12-Duncan
12/30	@Portland	W	114-80	24-6	18,677	19-Duncan	9-Duncan
12/31	@L.A. Clippers	W	98-79	25-6	17,115	23-Duncan	8-Duncan
JANUARY RECORD:		12-4 (HOME: 9-0, ROAD: 3-4)					
01/02	@Sacramento	L	81-86	25-7	17,317	18-Ginobili	12-Nesterovic
01/04	L.A. LAKERS	W	100-83	26-7	18,797	24-Brown	15-Duncan
01/06	INDIANA	W	111-98	27-7	17,549	27-Duncan	12-Duncan
01/08	DENVER	W	99-90	28-7	18,797	22-Ginobili	11-Nesterovic
01/10	@Utah	L	96-97	28-8	18,325	24-Duncan	13-Duncan
01/12	MILWAUKEE	W	94-79	29-8	16,754	21-Duncan	9-Duncan
01/14	DALLAS	W	98-95	30-8	17,897	25-Duncan	12-Nesterovic
01/15	@Houston	L	67-73	30-9	18,290	21-Parker	12-Duncan
01/17	WASHINGTON	W	101-73	31-9	17,232	24-Brown	12-Nesterovic
01/19	L.A. CLIPPERS	W	80-79	32-9	17,603	25-Parker	14-Duncan
01/21	@Phoenix	W	128-123(OT)	33-9	18,422	48-Ginobili	19-Duncan
01/23	@Sacramento	W	103-73	34-9	17,317	23-Duncan	13-Duncan
01/24	@Portland	W	99-107	34-10	15,075	24-Duncan	11-Duncan
01/27	SACRAMENTO	W	90-80	35-10	18,797	25-Ginobili	12-Duncan
01/29	NEW ORLEANS	W	93-83	36-10	18,797	23-Parker	14-Duncan
01/31	@Seattle	W	103-84	37-10	17,072	23-Ginobili	10-Duncan/Parker
FEBRUARY RECORD:		6-3 (HOME: 1-1, ROAD: 5-2)					
02/03	@L.A. Lakers	W	103-91	38-10	18,997	22-Parker	11-Rose
02/08	@Charlotte	W	104-85	39-10	12,985	20-Parker	10-Rose
02/09	@Washington	L	87-95	39-11	20,173	22-Parker	8-Nesterovic/Parker
02/11	@New Jersey	W	101-91	40-11	17,121	27-Parker	15-Duncan
02/13	@Miami	L	92-96	40-12	20,258	24-Ginobili	11-Nesterovic
02/16	@New Orleans	W	101-78	41-12	13,105	19-Duncan	15-Rose
02/23	HOUSTON	W	99-81	42-12	18,797	30-Duncan	11-Duncan
02/26	MEMPHIS	L	82-84	42-13	18,797	27-Duncan	19-Duncan
02/28	@Cleveland	W	94-92	43-13	18,216	20-Duncan	11-Duncan
MARCH RECORD:		10-5 (HOME: 10-1, ROAD: 0-4)					
03/02	TORONTO	W	92-86	44-13	17,795	17-Ginobili	11-Duncan
03/04	CHICAGO	W	102-99	45-13	18,797	31-Duncan	13-Duncan
03/06	UTAH	W	101-94	46-13	18,797	31-Ginobili	8-Ginobili
03/08	NEW JERSEY	W	90-74	47-13	17,588	22-Brown	9-Brown
03/09	@Phoenix	L	101-107	47-14	18,422	30-Parker	6-Brown/Nesterovic/Mohammed
03/12	DENVER	L	87-90	47-15	18,797	25-Parker	9-Mohammed
03/14	NEW ORLEANS	W	112-89	48-15	18,797	25-Udrih	13-Duncan
03/16	MINNESOTA	W	89-73	49-15	18,797	25-Duncan	14-Duncan
03/18	CHARLOTTE	W	93-76	50-15	17,798	24-Parker	9-Horry
03/20	@Detroit	L	101-110	50-16	22,076	18-Brown	8-Mohammed
03/21	@New York	L	75-88	50-17	19,763	22-Brown	11-Nesterovic
03/23	@Indiana	L	92-100	50-18	16,560	17-Barry	7-Brown
03/25	ATLANTA	W	111-95	51-18	18,797	23-Barry/Ginobili	8-Ginobili
03/27	HOUSTON	W	83-70	52-18	18,797	18-Ginobili	8-Parker
03/30	SEATTLE	W	89-76	53-18	18,797	28-Parker	9-Nesterovic
APRIL RECORD:		6-5 (HOME: 4-0, ROAD: 2-5)					
04/01	@Denver	L	84-102	53-19	19,730	17-Parker	9-Ginobili/Horry
04/02	L.A. LAKERS	W	95-94	54-19	18,797	20-Barry	8-Ginobili/Horry/Nesterovic
04/06	L.A. CLIPPERS	W	91-82	55-19	18,797	16-Ginobili	10-Marks
04/07	@Dallas	L	68-104	55-20	20,418	12-Barry	6-Nesterovic
04/09	@L.A. Clippers	W	125-124(2OT)	56-20	19,748	40-Ginobili	9-Massenburg
04/10	@Golden State	W	136-134(2OT)	57-20	16,324	35-Parker	15-Mohammed
04/12	PORTLAND	W	95-89	58-20	18,797	30-Ginobili	14-Mohammed
04/13	@Utah	L	91-93	58-21	17,014	21-Ginobili	11-Mohammed
04/16	MEMPHIS	W	99-75	59-21	18,797	15-Brown	18-Duncan/Mohammed
04/18	@Memphis	L	92-94	59-22	17,183	23-Robinson	15-Mohammed
04/20	@Minnesota	L	73-95	59-23	18,122	16-Robinson	8-Mohammed

2005-06 RECAP



Michael Finley

RECORD

63-19 (34-7 home: 29-12 road)
First in Southwest Division

HONORS

Tim Duncan, All-NBA Second Team
Tim Duncan, All-Defensive Second Team
Tim Duncan, NBA All-Star
Bruce Bowen, All-Defensive First Team
Tony Parker, NBA All-Star

PLAYOFFS

Defeated Sacramento, First Round, 4-2
Lost to Dallas, Western Conference
Semifinals, 4-3

SPURS LEADERS

Scoring: Tony Parker 18.9 ppg
Rebounding: Tim Duncan 11.0 rpg
Assists: Tony Parker 5.8 apg

Head Coach: Gregg Popovich
Assistants: P.J. Carlesimo, Mike Budenholzer,
Don Newman, Brett Brown &
Chip Engelland

2005-06 SEASON NOTES

- The Spurs set the franchise record for most wins in a season finishing with a 63-19 mark ... it was the third time that the Spurs hit the 60-win plateau ... the 1994-95 team posted a 62-20 record while the 2002-03 Spurs squad went 60-22.
- Two-time All-Star Michael Finley signed with the Spurs on 9/2/05 after spending his previous nine seasons with the Dallas Mavericks ... in his first season in San Antonio, Finley averaged 10.1 points in 26.5 minutes in 77 games.
- Tony Parker enjoyed a break-out season, averaging 18.9 points, 5.8 assists and 3.3 rebounds ... he led the team in both scoring and assists ... he is the first – and only – point guard to lead the Spurs in scoring ... Parker snapped a string of seven straight seasons in which Tim Duncan had led the team in scoring ... Parker ranked third in the NBA in FG percentage with a .548 mark from the field (becoming the first point guard to rank in the top-three in FG percentage since Butch Beard in the 1973-74 season) ... Parker became the ninth Spur to appear in the NBA All-Star Game (finishing with 8 points in 20 minutes in the 2006 All-Star Game).
- Despite being hobbled all season with plantar fasciitis in his right foot Tim Duncan was named to both the All-NBA Second Team and the All-Defensive Second Team ... by earning the honors he extended his NBA record becoming the first player to be named to both an All-NBA Team and an All-Defensive Team in each of his first nine seasons (David Robinson is second on the list being named to both teams in each of his first seven seasons).

2005-06 SPURS FINAL STATISTICS (63-19)

PLAYER	G	GS	MIN	3-POINT						REBOUNDS			SCORING										
				FG	FGA	PCT	FG	FGA	PCT	FT	FTA	PCT	OFF	DEF	TOT	AST	PF	DQ	SLT	TO	BLK	PTS	AVG
Parker	80	80	2715	623	1136	.548	11	36	.306	253	358	.707	38	223	261	460	161	1	83	249	4	1510	18.8
Duncan	80	80	2784	574	1185	.484	2	5	.400	335	533	.629	231	650	881	253	219	2	70	198	162	1485	18.6
Ginobili	65	56	1813	309	669	.462	83	217	.382	280	360	.778	42	188	230	235	156	0	101	121	26	981	15.1
Finley	77	18	2038	286	695	.412	110	279	.394	98	115	.852	31	216	247	116	97	0	37	62	7	780	10.1
Bowen	82	82	2755	232	536	.433	104	245	.424	51	84	.607	35	285	320	126	191	0	79	67	30	619	7.5
Mohammed	80	30	1389	190	377	.504	0	0	---	113	144	.785	163	255	418	40	220	2	21	91	49	493	6.2
Barry	74	5	1259	156	345	.452	80	202	.396	39	59	.661	29	130	159	123	99	1	39	52	27	431	5.8
Van Exel	65	2	986	136	343	.397	55	154	.357	28	41	.683	6	85	91	123	60	0	16	57	3	355	5.5
Horry	63	3	1182	112	292	.384	53	144	.368	44	68	.647	71	171	242	79	115	2	43	41	51	321	5.1
Udrih	54	3	586	106	233	.455	24	70	.343	39	50	.780	18	34	52	92	55	0	14	53	2	275	5.1
Nesterovic	80	51	1515	172	334	.515	0	2	.000	18	30	.600	114	195	309	33	209	3	21	53	88	362	4.5
Marks	25	0	181	37	71	.521	0	3	.000	7	12	.583	12	31	43	7	21	1	5	7	7	81	3.2
Sanders	16	0	113	16	33	.485	2	3	.667	7	10	.700	4	19	23	3	20	0	5	8	0	41	2.6
Oberto	59	0	490	44	93	.473	0	2	.000	15	27	.556	57	66	123	27	91	0	9	28	11	103	1.7
Scales	1	0	0	0	0	---	0	0	---	0	0	---	0	0	0	0	0	0	0	0	0	0	0.0
SPURS	82		19805	29936342	.472		5241362	38513271891	.702				85125483399	17171714	12	5431126	4677837	95.6					
OPPONENTS	82		19805	27826420	.433		300886	33914141912	.740				88624173303	13361709	12	5991136	3437278	88.8					

63-19 (FIRST IN SOUTHWEST DIVISION)

DATE	OPPONENT	W-L	SCORE	REC.	ATT.	HI-SCORER	HI-REBOUNDER
NOVEMBER RECORD		11-3 (HOME: 6-1, ROAD: 5-2)					
11/1	DENVER	W	102-91	1-0	18,797	26 - Parker	10 - Duncan
11/4	CLEVELAND	W	102-76	2-0	18,797	21 - Duncan	10 - Duncan
11/5	@ Dallas	L	84-103	2-1	20,468	24 - Duncan	12 - Duncan
11/7	@ Chicago	W	104-95 (OT)	3-1	21,827	24 - Duncan	16 - Duncan
11/9	@ Charlotte	W	94-86	4-1	17,237	29 - Duncan	10 - Duncan
11/11	@ Boston	W	103-82	5-1	18,624	29 - Duncan	12 - Duncan
11/12	@ Washington	L	95-110	5-2	20,173	28 - Ginobili	14 - Duncan
11/15	ATLANTA	W	103-79	6-2	18,797	24 - Ginobili	8 - Oberto
11/17	HOUSTON	W	86-80	7-2	18,797	19 - Duncan	9 - Duncan
11/19	PHOENIX	W	97-91	8-2	18,797	24 - Duncan	13 - Duncan
11/20	@ Sacramento	W	96-93	9-2	17,517	23 - Parker	19 - Duncan
11/23	@ Golden State	W	113-89	10-2	18,768	26 - Parker	12 - Duncan
11/25	CHICAGO	L	99-106	10-3	18,797	24 - Duncan	11 - Duncan
11/29	L.A. LAKERS	W	90-84	11-3	18,797	22 - Ginobili	9 - Duncan
DECEMBER RECORD		13-4 (HOME: 8-0, ROAD: 5-4)					
12/1	@ Dallas	W	92-90	12-3	20,076	30 - Parker	14 - Duncan
12/3	PHILADELPHIA	W	100-91	13-3	18,797	20 - Parker	12 - Duncan
12/5	@ Orlando	W	110-85	14-3	14,661	26 - Duncan	12 - Duncan
12/7	MIAMI	W	98-84	15-3	18,797	28 - Duncan	16 - Duncan
12/9	BOSTON	W	101-89	16-3	18,797	20 - Duncan	11 - Duncan
12/10	@ Atlanta	L	84-94	16-4	16,678	20 - Parker	10 - Duncan/Ginobili
12/13	L.A. CLIPPERS	W	95-87 (OT)	17-4	18,797	27 - Duncan	22 - Duncan
12/15	@ Minnesota	W	90-88	18-4	17,003	21 - Finley	9 - Duncan
12/17	SACRAMENTO	W	96-91	18-5	18,797	25 - Parker	19 - Duncan
12/18	@ NO/OK City	L	76-89	19-5	19,297	17 - Finley/Parker	8 - Duncan
12/20	@ Milwaukee	L	107-109 (OT)	19-6	16,865	34 - Duncan	13 - Duncan
12/21	@ New York	W	109-96	20-6	19,763	19 - Finley	5 - Horry/Nesterovic/Mohammed
12/23	TORONTO	W	95-90	21-6	18,797	27 - Duncan	10 - Duncan
12/25	@ Detroit	L	70-85	21-7	22,076	19 - Parker	11 - Duncan
12/27	INDIANA	W	99-86	22-7	18,797	27 - Parker	9 - Duncan
12/29	NO/OK CITY	W	111-84	23-7	18,797	18 - Finley	7 - Duncan
12/31	@ Denver	W	98-88	24-7	18,296	25 - Duncan	10 - Duncan
JANUARY RECORD:		11-3 (HOME: 7-2, ROAD: 4-1)					
1/4	PORTLAND	W	106-75	25-7	18,797	18 - Duncan/Parker	13 - Duncan
1/6	MINNESOTA	W	83-77	26-7	18,797	23 - Parker	14 - Duncan
1/7	@ Phoenix	L	86-97	26-8	18,422	19 - Duncan/Ginobili	12 - Duncan
1/10	NEW JERSEY	W	96-91	27-8	18,797	27 - Duncan	12 - Duncan
1/12	DETROIT	L	68-83	27-9	17,879	17 - Duncan/Parker	13 - Duncan
1/14	MEMPHIS	W	80-79	28-9	18,797	20 - Ginobili	13 - Duncan
1/16	@ Memphis	W	93-83	29-9	18,119	28 - Parker	12 - Duncan
1/18	MILWAUKEE	W	95-92	30-9	18,797	27 - Duncan	9 - Duncan
1/20	@ Miami	W	101-94	31-9	20,287	38 - Parker	11 - Duncan
1/22	DENVER	L	85-59	31-10	18,797	17 - Mohammed	13 - Duncan
1/24	CHARLOTTE	W	104-76	32-10	18,797	17 - Udris	9 - Duncan
1/25	@ NO/OK City	W	84-68	33-10	19,209	17 - Duncan	8 - Bowen
1/28	MINNESOTA	W	102-88	34-10	18,797	28 - Duncan	16 - Duncan
1/30	@ Utah	W	79-70	35-10	19,384	19 - Duncan	9 - Mohammed
FEBRUARY RECORD		9-2 (HOME: 3-0, ROAD: 6-2)					
2/1	@ Portland	W	86-82	36-10	16,638	22 - Ginobili	17 - Duncan
2/2	@ Golden State	W	89-86	37-10	17,223	23 - Parker	13 - Duncan
2/8	@ Toronto	W	125-118 (OT)	38-10	19,284	32 - Parker	8 - Nesterovic
2/10	@ New Jersey	W	83-73	39-10	19,096	22 - Ginobili	7 - Duncan
2/12	@ Indiana	W	92-88	40-10	18,345	29 - Ginobili	11 - Duncan
2/13	@ Cleveland	L	87-101	40-11	19,486	19 - Duncan	10 - Duncan
2/15	@ Philadelphia	L	100-103 (OT)	40-12	17,335	23 - Parker	20 - Mohammed
2/21	SEATTLE	W	103-78	41-12	18,797	30 - Parker	16 - Duncan
2/24	@ Memphis	W	83-80	42-12	18,119	19 - Duncan	16 - Duncan
2/25	GOLDEN STATE	W	92-75	43-12	18,797	15 - Mohammed	16 - Duncan
2/27	NEW YORK	W	121-93	44-12	18,797	22 - Finley	7 - Duncan
MARCH RECORD		12-4 (HOME: 6-1, ROAD: 6-3)					
3/2	DALLAS	W	98-89	45-12	18,797	23 - Parker	8 - Bowen
3/4	PORTLAND	W	101-81	46-12	18,797	22 - Duncan	15 - Duncan
3/6	@ L.A. Lakers	W	103-96	47-12	18,997	21 - Finley/Ginobili/Parker	7 - Duncan
3/7	@ L.A. Clippers	L	85-98	47-13	18,409	20 - Parker	7 - Duncan
3/9	@ Phoenix	W	117-93	48-13	18,422	29 - Parker	11 - Mohammed
3/10	L.A. LAKERS	L	92-100	48-14	18,797	16 - Barry/Finley	9 - Finley
3/12	HOUSTON	W	88-81	49-14	18,797	20 - Duncan	10 - Duncan
3/14	NO/OK CITY	W	96-81	50-14	18,797	20 - Parker	8 - Duncan/Mohammed
3/17	PHOENIX	W	108-102	51-14	18,797	30 - Mohammed	16 - Mohammed
3/18	@ Houston	W	92-77	52-14	18,797	23 - Parker	8 - Duncan/Mohammed
3/21	GOLDEN STATE	W	107-96	53-14	18,797	29 - Parker	13 - Duncan
3/22	@ Denver	L	87-104	53-15	17,468	26 - Ginobili	6 - Duncan
3/24	@ Portland	L	98-79	54-15	17,018	23 - Barry	7 - Duncan
3/26	@ Seattle	L	102-106	54-16	16,861	28 - Duncan	10 - Duncan
3/28	@ L.A. Clippers	W	98-87	55-16	17,978	20 - Duncan/Finley	13 - Duncan
3/30	@ L.A. Lakers	W	96-85	56-16	18,997	20 - Duncan	13 - Duncan
APRIL RECORD		7-3 (HOME: 4-3, ROAD: 3-0)					
4/1	WASHINGTON	W	106-99	57-16	18,997	20 - Duncan	13 - Duncan
4/4	@ Utah	W	95-46	58-16	18,064	26 - Ginobili	13 - Duncan
4/5	SACRAMENTO	L	87-97	58-17	18,997	16 - Parker	9 - Mohammed
4/7	DALLAS	L	86-92	58-18	18,997	22 - Ginobili	9 - Duncan
4/9	MEMPHIS	W	83-81	59-18	18,997	23 - Duncan	12 - Duncan
4/11	SEATTLE	W	104-95	60-18	18,997	27 - Parker	14 - Duncan
4/13	ORLANDO	L	80-92	60-19	18,997	31 - Duncan	13 - Duncan
4/16	@ Minnesota	W	103-90	61-19	15,231	15 - Udris	8 - Duncan
4/17	UTAH	W	115-82	62-19	18,997	18 - Ginobili	11 - Nesterovic
4/19	@ Houston	W	89-87	63-19	17,613	19 - Barry	6 - Horry/Mohammed

2006-07 RECAP



Brent Barry

RECORD

58-24 (31-10 home: 27-14 road)
Second in Southwest Division

HONORS

Tim Duncan, All-NBA First Team
Tim Duncan, All-Defensive First Team
Tim Duncan, NBA All-Star
Tony Parker, NBA Finals MVP
Tony Parker, NBA All-Star
Bruce Bowen, All-Defensive First Team

PLAYOFFS

Defeated Denver, First Round, 4-1
Defeated Phoenix, Western Conference Semifinals, 4-2
Defeated Utah, Western Conference Finals, 4-1
Defeated Cleveland, NBA Finals, 4-0

SPURS LEADERS

Scoring: Tim Duncan 20.0 ppg
Rebounding: Tim Duncan 10.6 rpg
Assists: Tony Parker 5.5 apg

Head Coach: Gregg Popovich
Assistants: P.J. Carlesimo, Mike Budenholzer,
Don Newman, Brett Brown &
Chip Engelland

2006-07 SEASON NOTES

- The Spurs captured their fourth NBA Championship in a nine-year span sweeping the Cavaliers in the 2007 Finals ... Tony Parker became the first European-born player to earn NBA Finals MVP honors, averaging 24.5 points, 5.0 rebounds and 3.3 assists in 37.8 minutes in the four-game series.
- By winning the 2007 NBA Championship the Spurs became just the fifth franchise to claim four-or-more titles ... the Celtics lead the way with 17 NBA Championships, followed by the Lakers with 14, the Bulls with six and the Sixers with four.
- The Spurs ended the 2006-07 season on a roll, finishing with a 25-6 mark in the final 31 games of the season ... the team enjoyed a 13-game winning streak from 2/13 to 3/13 (matching the third longest winning streak in franchise history).
- Tim Duncan and Michael Finley both joined the NBA's 15,000 point club during the 2006-07 campaign ... Duncan became the 99th player in NBA history to hit the 15,000 point mark at Seattle on 11/26 ... Finley joined the exclusive club at Minnesota on 1/8.
- Tim Duncan was named to both the All-NBA First Team and the All-Defensive First Team ... by earning the honors he extended his NBA record becoming the first player to be named to both an All-NBA Team and an All-Defensive Team in each of his first 10 seasons (David Robinson is second on the list being named to both teams in each of his first seven seasons).


2006-07 SPURS FINAL STATISTICS (58-24)

PLAYER	G	GS	MIN	3-POINT						REBOUNDS			SCORING										
				FG	FGA	PCT	FG	FGA	PCT	FT	FTA	PCT	OFF	DEF	TOT	AST	PF	DQ	STL	TOT	BLK	PTS	AVG
Duncan	80	80	2726	618	1131	.546	1	9	.111	362	578	.637	213	633	846	273	203	0	66	224	190	1599	20.0
Parker	77	77	2499	570	1096	.520	15	38	.395	274	350	.783	34	216	250	420	137	0	82	191	6	1429	18.6
Ginobili	75	36	2060	396	854	.464	128	323	.396	320	372	.860	59	268	327	263	155	0	109	157	27	1240	16.5
Finley	82	16	1823	273	663	.412	104	286	.364	90	98	.918	34	189	223	108	76	0	32	46	16	740	9.0
Barry	75	28	1631	202	425	.475	128	287	.446	103	117	.880	17	143	160	138	88	0	56	61	12	635	8.5
White	6	2	137	18	41	.439	2	7	.286	12	15	.800	3	17	20	5	7	0	3	5	1	50	8.3
Bowen	82	82	2464	189	467	.405	89	232	.384	43	73	.589	23	200	223	117	175	1	62	65	25	510	6.2
Elson	70	41	1332	144	282	.511	0	2	.000	62	80	.775	81	255	336	55	184	0	31	86	59	350	5.0
Bonner	56	0	653	106	237	.447	36	94	.383	27	38	.711	64	92	156	22	67	1	17	25	11	275	4.9
Udrih	73	1	948	127	344	.369	33	115	.287	53	60	.883	11	71	82	122	70	0	27	56	1	340	4.7
Oberto	79	33	1365	158	281	.562	0	0	-	33	51	.647	131	237	368	68	213	2	25	69	24	349	4.4
Horry	68	8	1124	90	251	.359	50	149	.336	38	64	.594	73	156	229	77	105	1	45	44	41	268	3.9
Butler	11	2	103	16	35	.457	0	0	-	9	10	.900	6	16	22	5	16	0	2	10	0	41	3.7
Vaughn	64	4	760	71	167	.425	1	2	.500	49	65	.754	8	60	68	131	74	0	24	40	2	192	3.0
Ely (TOT)	30	0	309	29	80	.363	0	0	-	31	47	.660	15	38	53	18	51	0	6	28	8	89	3.0
Ely (SA)	6	0	65	6	20	.300	0	0	-	7	12	.583	3	11	14	4	12	0	4	5	2	19	3.2
Williams	16	0	88	15	34	.441	8	17	.471	4	7	.571	1	13	14	6	6	0	2	5	0	42	2.6
SPURS	82	19780	29996328	.474	5951561	.381	1486	1980	.751	76125773338	1814	1588	5	587	1137	417	8079	98.5					
OPPONENTS	82	19780	28606463	.443	3681101	.334	1300	1756	.740	82923793208	1416	1739	12	580	1176	337	7388	90.1					

58-24 (SECOND IN SOUTHWEST DIVISION)

DATE	OPPONENT	W-L	SCORE	REC.	ATT.	HI-SCORER	HI-REBOUNDER
NOVEMBER RECORD							
11-5 (HOME: 4-3, ROAD: 7-2)							
11/2	@ Dallas	W	97-91	1-0	20,416	19 - Parker	10 - Duncan
11/3	CLEVELAND	L	81-88	1-1	18,797	25 - Duncan	12 - Duncan
11/5	@ Toronto	W	103-94	2-1	18,098	26 - Duncan	9 - Oberto
11/6	@ New York	W	105-93	3-1	18,333	24 - Parker	8 - Duncan
11/8	PHOENIX	W	111-106 (OT)	4-1	18,797	29 - Parker	14 - Duncan
11/11	NEW YORK	W	100-92	5-1	18,797	33 - Parker	16 - Duncan
11/14	@ Houston	W	92-84	6-1	18,289	19 - Duncan/Ginobili	15 - Duncan
11/15	CHARLOTTE	L	92-95 (OT)	6-2	18,797	25 - Parker	13 - Duncan
11/17	CHICAGO	W	100-83	7-2	18,797	21 - Duncan	11 - Duncan
11/19	@ Sacramento	W	108-99	8-2	17,317	35 - Duncan	14 - Duncan
11/20	@ Portland	W	107-98	9-2	14,163	25 - Duncan/Ginobili	6 - Duncan
11/22	MIAMI	W	106-86	10-2	18,797	19 - Duncan	6 - Duncan/Barry
11/24	DALLAS	L	92-95	10-3	18,797	29 - Duncan	11 - Oberto
11/26	@ Seattle	W	98-78	11-3	15,483	20 - Parker	16 - Duncan
11/27	@ Golden State	L	102-111	11-4	17,078	28 - Parker	16 - Duncan
11/29	@ Utah	L	75-83	11-5	19,089	21 - Duncan	10 - Duncan
DECEMBER RECORD							
12-3 (HOME: 8-2, ROAD: 4-1)							
12/2	SACRAMENTO	W	100-98	12-5	18,797	23 - Bowen	11 - Duncan
12/4	GOLDEN STATE	W	129-89	13-5	18,797	18 - Barry	9 - Elson
12/6	@ Charlotte	W	96-76	14-5	14,066	25 - Duncan	6 - Elson/Finley
12/8	L.A. CLIPPERS	W	111-82	15-5	18,797	22 - Ginobili	10 - Duncan
12/10	@ L.A. Lakers	L	99-106	15-6	18,997	23 - Ginobili	13 - Duncan
12/11	@ L.A. Clippers	W	103-81	16-6	18,147	24 - Barry	5 - Duncan/Udrih
12/13	MINNETA	W	107-96	17-6	18,362	24 - Ginobili	7 - Elson
12/14	@ NO/Okla. City	W	103-77	18-6	15,140	24 - Ginobili	9 - Duncan
12/16	PHILADELPHIA	W	103-98	19-6	18,797	24 - Parker	9 - Duncan/Ginobili
12/20	MEMPHIS	W	105-98	20-6	18,797	21 - Duncan	9 - Duncan
12/22	HOUSTON	L	78-97	20-7	18,797	23 - Ginobili	11 - Duncan
12/23	@ NO/Okla. City	W	112-77	21-7	19,164	19 - Parker	5 - Parker
12/26	MILWAUKEE	L	107-114	21-8	18,797	25 - Duncan	12 - Duncan
12/28	UTAH	W	106-83	22-8	18,797	22 - Parker	9 - Duncan
12/31	ATLANTA	W	95-81	23-8	18,797	27 - Parker	11 - Duncan/Bonner
JANUARY RECORD:							
9-7 (HOME: 4-3, ROAD: 5-4)							
1/2	@ Cleveland	L	78-82	23-9	20,214	26 - Parker	15 - Duncan
1/3	@ Minnesota	L	101-103 (OT)	23-10	14,185	26 - Ginobili	13 - Duncan
1/5	DALLAS	L	85-90	23-11	18,797	25 - Ginobili	7 - Duncan
1/7	@ Memphis	W	110-96	24-11	15,227	34 - Ginobili	9 - Duncan
1/9	PORTLAND	W	98-84	25-11	18,240	16 - Duncan	9 - Duncan
1/10	@ Denver	W	92-83	26-11	16,486	26 - Parker	13 - Duncan
1/13	WASHINGTON	W	93-80	27-11	18,797	19 - Ginobili	11 - Duncan
1/15	@ Chicago	L	87-99	27-12	22,218	22 - Ginobili	16 - Duncan
1/17	L.A. LAKERS	L	96-100	27-13	18,797	26 - Duncan	9 - Duncan
1/19	NO/Okla. CITY	W	99-86	28-13	17,153	23 - Parker	16 - Duncan
1/21	@ Philadelphia	W	99-85	29-13	14,883	23 - Barry	15 - Duncan
1/22	@ Boston	W	93-89	30-13	15,928	21 - Duncan	9 - Duncan
1/24	HOUSTON	W	85-90	31-14	18,328	37 - Duncan	10 - Duncan
1/26	MEMPHIS	L	112-96	31-14	18,332	26 - Duncan	13 - Duncan
1/28	@ L.A. Lakers	W	96-94 (OT)	32-14	18,997	21 - Duncan/Ginobili	14 - Duncan
1/31	@ Utah	L	93-97	32-15	19,911	27 - Parker	12 - Duncan
FEBRUARY RECORD							
7-3 (HOME: 3-0, ROAD: 4-3)							
2/1	@ Phoenix	L	87-103	32-16	18,422	32 - Ginobili	18 - Duncan
2/7	@ Washington	W	110-83	33-16	20,173	20 - Duncan/Parker	8 - Elson
2/9	@ Orlando	L	104-106	33-17	17,451	24 - Duncan	16 - Duncan
2/11	@ Miami	L	85-100	33-18	20,210	26 - Ginobili	11 - Duncan
2/13	@ New Jersey	W	107-82	34-18	14,936	21 - Duncan	8 - Duncan
2/14	@ Detroit	W	90-81	35-18	22,076	23 - Duncan	18 - Elson
2/20	DENVER	W	95-80	36-18	18,586	17 - Parker	8 - Elson
2/21	@ Atlanta	W	103-96	37-18	15,565	40 - Ginobili	9 - Duncan
2/24	SEATTLE	W	102-71	38-18	18,797	21 - Parker	15 - Duncan
2/26	TORONTO	W	107-91	39-18	18,563	27 - Parker	16 - Duncan
MARCH RECORD							
13-2 (HOME: 7-1, ROAD: 6-1)							
3/2	ORLANDO	W	98-74	40-18	18,797	31 - Ginobili	10 - Duncan
3/2	@ Houston	W	97-74	41-18	18,364	26 - Duncan	8 - Elson
3/5	@ L.A. Clippers	W	88-74	42-18	18,655	16 - Ginobili	12 - Duncan
3/6	@ Portland	W	99-94	43-18	15,911	24 - Duncan	8 - Duncan
3/8	@ Sacramento	W	100-93	44-18	17,317	31 - Ginobili	13 - Duncan
3/10	NEW JERSEY	W	93-77	45-18	18,797	19 - Parker	13 - Duncan
3/13	L.A. CLIPPERS	W	93-84	46-18	18,797	25 - Parker	9 - Duncan
3/15	@ Milwaukee	L	90-101	46-19	13,917	20 - Barry	13 - Duncan
3/17	BOSTON	L	85-91	46-20	18,797	30 - Parker	16 - Duncan
3/21	INDIANA	W	98-72	47-20	18,580	27 - Duncan	9 - Bonner
3/23	DETROIT	W	90-83	48-20	18,797	22 - Parker	14 - Duncan
3/25	@ Seattle	W	120-79	49-20	16,409	19 - Ginobili	10 - Duncan
3/26	@ Golden State	W	126-89	50-20	18,207	20 - Duncan/Finley/Parker	9 - Elson
3/28	NO/Okla. CITY	W	92-88	51-20	18,334	31 - Duncan	9 - Bowen
3/30	UTAH	W	102-93	52-20	18,797	25 - Ginobili	14 - Duncan
APRIL RECORD							
6-4 (HOME: 5-1, ROAD: 1-3)							
4/1	@ Indiana	L	99-100	52-21	13,447	22 - Parker	12 - Duncan
4/3	SEATTLE	W	110-91	53-21	18,583	18 - Bowen	10 - Oberto
4/5	PHOENIX	W	92-85	54-21	18,797	35 - Parker	10 - Duncan/Elson/Finley
4/7	GOLDEN STATE	W	112-99	55-21	18,797	28 - Duncan	15 - Duncan
4/9	PORTLAND	W	112-96	56-21	17,852	30 - Parker	5 - Oberto/Parker/Bonner
4/11	SACRAMENTO	W	109-100	57-21	18,797	26 - Duncan	13 - Duncan
4/13	@ Minnesota	W	110-91	58-21	19,356	21 - Ginobili	10 - Duncan
4/15	@ Dallas	L	86-91	58-22	20,444	23 - Parker	7 - Duncan/Elson
4/16	@ Memphis	L	91-101	58-23	13,345	17 - Finley/White	10 - Bonner/Butler
4/18	DENVER	L	77-100	58-24	18,797	13 - Udrih	9 - Butler

2007-08 RECAP



Kurt Thomas

RECORD

56-26 (34-7 home: 22-19 road)
Second in Southwest Division

HONORS

Tim Duncan, All-NBA Second Team
Tim Duncan, All-Defensive First Team
Tim Duncan, NBA All-Star
Manu Ginobili, All-NBA Third Team
Manu Ginobili, NBA Sixth Man of the Year
Tony Parker, NBA All-Star
Bruce Bowen, All-Defensive First Team

PLAYOFFS

Defeated Phoenix, First Round, 4-1
Defeated New Orleans, Western Conference Semifinals, 4-3
Lost to L.A. Lakers, Western Conference Finals, 4-1

SPURS LEADERS

Scoring: Manu Ginobili 19.5 ppg
Rebounding: Tim Duncan 11.3 rpg
Assists: Tony Parker 6.0 apg

Head Coach: Gregg Popovich
Assistants: Mike Budenholzer, Don Newman,
Brett Brown, Chip Engelland,
Chad Forcier

2007-08 SEASON NOTES

- The Spurs celebrated their rich history during the 2007-08 season as the team played its 35th season in San Antonio ... the Spurs played their first ABA regular season game against the San Diego Conquistadors at the HemisFair Arena on 10/10/73 ... after spending their first three years in the ABA the Spurs joined the NBA in the summer of 1976 when the two leagues merged ... during their 32 NBA seasons the Spurs have made winning a habit posting the second-highest overall winning percentage in NBA history.
- Bruce Bowen hit a milestone on 3/12/08 at New Orleans, playing and starting in his 500th consecutive game ... the streak ended when Bowen missed the 3/14 contest at Detroit due to an NBA suspension ... Bowen is by far the Silver and Black's franchise leader for consecutive games played and started ... his streak lasted for seven seasons and the Spurs have won three NBA championships since his first missed game on 2/26/02 vs. Phoenix.
- Bruce Bowen and Tim Duncan were both selected to the 2008 NBA All-Defensive First Team ... it marked the third time that both Bowen and Duncan were named to the All-Defensive First Team (2005, 2007 and 2008) ... since the All-Defensive Teams were introduced in 1968-69 they are just the fourth set of teammates to be named to three-or-more first teams in the same season.
- With a 99-84 victory vs. Minnesota on 3/28/08 the Spurs hit the 50 win mark for the ninth straight season ... the Spurs joined the Lakers and the Celtics as the only teams in NBA history to accomplish the feat of winning 50-plus games in nine-or-more consecutive seasons.
- Manu Ginobili became the first Spurs player to win the NBA's Sixth Man of the Year award ... a sixth man in 51-of-74 games played this season, Ginobili led the Spurs in scoring with a career-high average of 19.5 points to go along with 4.8 rebounds, 4.5 assists and 1.47 steals ... he was also the only player in the NBA to average at least 17 points in under 32.0 minutes per game ... Ginobili is first Sixth Man Award winner to lead his team in scoring since Ricky Pierce averaged 23.0 points for the Milwaukee Bucks during the 1989-90 season.


2007-08 SPURS FINAL STATISTICS (56-26)

PLAYER	G			3-POINT			REBOUNDS			SCORING									
	GS	MIN	FG	FGA	PCT	FT	FTA	PCT	OFF	DEF	TOT	AST	PF	DQ	STL	TO	BLK	PTS	AVG
Ginobili	74	23	2292	453	984	.460	156	389	.401	380	442	860	63	291	354	332	173	0	109
Duncan	78	78	2651	585	1178	.497	0	4	0.000	338	463	.730	237	644	881	218	185	1	56
Parker	69	68	2312	515	1043	.494	17	66	.258	248	347	.715	30	191	221	411	93	0	55
Finley	82	61	2204	315	761	.414	132	357	.370	64	80	.800	27	227	254	114	93	0	29
Barry	31	1	554	77	160	.481	48	112	.429	19	20	.950	12	43	55	54	43	0	17
Thomas (TOT)	70	48	1584	195	396	.492	0	1	0.000	53	80	.663	130	377	507	67	188	2	56
Thomas (SA)	28	9	524	56	125	.448	0	1	0.000	14	24	.583	36	102	138	14	57	0	21
Bowen	81	81	2448	174	428	.407	90	215	.419	45	69	.652	33	201	234	91	177	0	54
Udoka	73	0	1316	159	375	.424	61	165	.370	44	58	.759	36	192	228	63	127	1	56
Stoudamire (TOT)	60	33	1037	120	337	.356	50	149	.336	27	34	.794	20	98	118	165	76	0	30
Stoudamire (SA)	31	4	413	43	143	.301	14	55	.255	6	8	.750	6	41	47	53	30	0	11
Oberto	82	64	1651	180	296	.608	0	1	0.000	37	61	.607	153	277	430	95	203	3	37
Bonner	68	3	853	121	291	.416	46	137	.336	38	44	.864	53	139	192	32	111	0	14
Vaughn	74	9	1139	121	283	.428	3	10	.300	61	80	.763	13	61	74	159	97	0	23
Elson	41	3	534	62	148	.419	0	0	---	20	24	.833	33	102	135	16	62	0	9
Mahinmi	6	0	23	6	12	.500	0	0	---	9	9	1.000	0	5	5	1	4	0	0
Johnson	5	0	28	7	14	.500	3	9	.333	0	2	.000	0	1	1	1	4	0	1
Washington	18	0	146	21	48	.438	4	12	.333	7	13	.538	4	16	20	15	16	0	5
Horry	45	5	583	38	119	.319	18	70	.257	18	28	.643	35	74	109	47	55	0	21
Richardson	5	1	29	3	7	.429	2	5	.400	2	2	1.000	0	1	1	1	5	0	1
Langford	2	0	10	1	4	.250	0	0	---	0	0	---	0	2	2	0	1	0	0
Jones	3	0	20	1	4	.250	0	2	.000	0	0	---	0	2	2	1	1	0	2
Williams	1	0	2	0	1	.000	0	0	---	0	0	---	0	0	0	0	0	0	1
SPURS	82	-19730	2938	6424	.457	594	1610	.369	1350	1774	.761	771	2612	3383	1718	1537	5	521	1035
OPPONENTS	82	-19730	2857	6431	.444	420	1227	.342	1293	1710	.756	776	2527	3303	1490	1625	9	566	1058

56-26 (SECOND IN SOUTHWEST DIVISION)

DATE	OPPONENT	W-L	SCORE	REC.	ATT.	HI-SCORER	HI-REBOUNDER
OCTOBER RECORD:							
10-30	PORTLAND	W	106-97	1-0	18,797	24-Duncan	13-Duncan
10-31	@Memphis	W	104-101	2-0	17,538	30-Ginobili	11-Elson
NOVEMBER RECORD:							
11-2	SACRAMENTO	W	96-80	3-0	17,072	15-Duncan/Parker	10-Duncan/Oberto
11-6	@Houston	L	81-89	3-1	18,280	23-Ginobili	10-Duncan
11-7	MIAMI	W	88-78	4-1	17,503	25-Ginobili	14-Elson
11-9	@New Orleans	W	92-85	5-1	15,297	27-Parker	15-Duncan
11-11	MILWAUKEE	W	113-88	6-1	17,670	21-Ginobili	10-Duncan
11-13	LOS ANGELES	W	107-92	7-1	18,797	26-Parker	6-Elson/Oberto
11-15	@Dallas	L	92-105	7-2	20,468	25-Ginobili	9-Ginobili
11-16	HOUSTON	W	90-84	8-2	18,797	25-Duncan	13-Duncan
11-20	@Atlanta	W	95-83	9-2	17,025	31-Parker	10-Oberto
11-21	ORLANDO	W	128-110	10-2	18,797	32-Parker	16-Duncan
11-23	MEMPHIS	W	101-88	11-2	18,797	28-Duncan	9-Elson/Duncan
11-25	@Seattle	W	116-101	12-2	14,186	26-Duncan	9-Oberto
11-26	@Sacramento	L	98-112	12-3	17,587	15-Duncan	7-Parker
11-28	WASHINGTON	W	109-94	13-3	18,386	29-Parker	8-Parker
11-30	@Minnesota	W	106-91	14-3	16,297	31-Ginobili	14-Duncan
DECEMBER RECORD:							
12-2	PORTLAND	W	100-73	15-3	18,797	27-Parker	9-Oberto
12-5	DALLAS	W	97-95	16-3	18,797	37-Ginobili	8-Bowen/Finley
12-7	UTAH	W	104-98	17-3	18,797	37-Ginobili	11-Oberto
12-11	@Golden State	L	84-96	17-4	19,827	25-Bonner	17-Bonner
12-13	@L.A. Lakers	L	97-102	17-5	18,997	22-Bowen	16-Oberto
12-15	DENVER	W	102-91	18-5	18,797	21- Finley/Oberto	13-Oberto
12-17	PHOENIX	L	95-100	18-6	18,797	36-Duncan	17-Duncan
12-19	@Memphis	L	85-88	18-7	13,260	20-Ginobili	14-Duncan
12-22	L.A. CLIPPERS	W	99-90	19-7	18,797	34-Duncan	18-Duncan
12-26	CHICAGO	W	94-79	20-7	18,797	28-Parker	17-Duncan
12-28	TORONTO	L	73-83	20-8	18,797	20-Finley	12-Duncan
12-30	MEMPHIS	W	111-87	21-8	18,797	24-Duncan/Parker	17-Duncan
JANUARY RECORD:							
1-3	@Denver	L	77-80	21-9	19,155	20-Duncan/Parker	14-Duncan
1-4	NEW YORK	W	97-93	22-9	18,797	15-Bowen	9-Duncan
1-6	@L.A. Clippers	W	88-82	23-9	16,623	26-Parker	17-Duncan
1-7	@Golden State	L	121-130(OT)	23-10	19,107	32-Duncan	13-Duncan
1-10	DETROIT	L	80-90	23-11	18,797	24-Duncan	15-Duncan
1-12	MINNESOTA	W	105-88	24-11	18,797	22-Ginobili	9-Duncan
1-14	PHILADELPHIA	W	89-82	25-11	17,609	20-Ginobili	16-Duncan
1-17	CLEVELAND	L	89-92	25-12	18,482	31-Ginobili	11-Duncan
1-19	@Houston	L	81-83	25-13	18,353	24-Duncan	17-Duncan
1-21	@Charlotte	W	95-86	26-13	17,124	19-Duncan	10-Duncan
1-23	L.A. LAKERS	W	103-91	27-13	18,797	28-Duncan	17-Duncan
1-24	@Miami	W	90-89	28-13	19,600	30-Duncan	11-Duncan/Ginobili
1-26	NEW ORLEANS	L	78-102	28-14	18,797	17-Duncan/Parker	8-Duncan
1-28	@Utah	L	91-97	28-15	19,911	29-Ginobili	11-Duncan
1-29	@Seattle	L	85-88	28-16	13,295	29-Ginobili	12-Duncan
1-31	@Phoenix	W	84-81	29-16	18,422	19-Ginobili	17-Duncan
FEBRUARY RECORD:							
2/5	@Indiana	W	116-89	30-16	11,288	19-Duncan	15-Duncan
2/6	@Washington	W	85-77	31-16	20,173	23-Duncan	11-Oberto
2/8	@New York	W	99-93(OT)	32-16	19,763	21-Duncan	14-Duncan
2/10	@Boston	L	90-98	32-17	18,624	22-Duncan	14-Duncan
2/11	@Toronto	W	93-88	33-17	19,800	34-Ginobili	11-Ginobili
2/13	@Cleveland	W	112-105	34-17	20,562	46-Ginobili	15-Ginobili
2/19	CHARLOTTE	W	85-65	35-17	18,383	18-Ginobili	15-Duncan
2/21	@Minnesota	W	100-99	36-17	13,920	44-Ginobili	14-Duncan
2/23	NEW ORLEANS	W	98-89	37-17	18,797	30-Ginobili	11-Duncan
2/25	ATLANTA	W	89-74	38-17	18,113	23-Duncan	10-Duncan
2/28	DALLAS	W	97-94	39-17	18,797	31-Duncan	15-Duncan
MARCH RECORD:							
3/1	@Milwaukee	W	96-94	40-17	16,974	30-Ginobili	8-Oberto
3/2	@New Jersey	W	93-83	41-17	18,594	25-Parker	14-Duncan
3/4	NEW JERSEY	W	81-70	42-17	17,486	29-Duncan	12-Duncan
3/6	INDIANA	W	108-97	43-17	17,738	28-Ginobili	12-Duncan
3/7	@Denver	L	96-109	43-18	19,821	24-Ginobili	9-Duncan
3/9	@Phoenix	W	87-94	44-18	18,422	22-Ginobili	10-Duncan
3/10	DENVER	W	107-103	44-19	18,797	23-Duncan	18-Duncan
3/12	@New Orleans	L	75-100	44-20	16,319	24-Duncan/Parker	11-Duncan
3/14	@Detroit	L	80-84	44-21	22,076	26-Parker	10-Duncan
3/15	@Philadelphia	L	96-103	44-22	19,942	27-Parker	7-Ginobili
3/17	BOSTON	L	91-93	44-23	18,797	32-Ginobili	8-Duncan
3/20	@Chicago	W	102-80	45-23	22,353	23-Parker	10-Duncan
3/21	SACRAMENTO	W	102-89	46-23	18,797	21-Duncan	13-Duncan
3/23	@Dallas	W	88-81	47-23	20,411	26-Ginobili	13-Duncan
3/25	@Orlando	W	107-97	48-23	17,519	28-Ginobili	15-Duncan
3/26	L.A. CLIPPERS	W	97-88	49-23	18,797	26-Duncan	12-Duncan
3/28	MINNESOTA	W	99-84	50-23	18,787	26-Ginobili	14-Duncan
3/30	HOUSTON	W	109-88	51-23	18,797	22-Finley/Parker	7-Thomas
APRIL RECORD:							
4/1	GOLDEN STATE	W	116-92	52-23	18,797	26-Parker	12-Duncan
4/4	@Utah	L	64-90	52-24	19,911	17-Parker	10-Duncan
4/6	@Portland	W	72-65	53-24	19,980	27-Duncan	13-Thomas
4/9	PHOENIX	L	79-96	53-25	18,797	23-Duncan	10-Duncan
4/11	SEATTLE	W	95-74	54-25	18,797	20-Parker	10-Oberto/Bonner
4/13	@L.A. Lakers	L	85-106	54-26	18,997	20-Parker	12-Duncan
4/14	@Sacramento	W	101-98	55-26	15,334	32-Parker	8-Oberto
4/16	UTAH	W	109-80	56-26	18,797	24-Parker	11-Duncan

2008–09 RECAP



Roger Mason Jr.

RECORD

54-28 (28-13 home: 26-15 road)
First in Southwest Division

HONORS

Tim Duncan, All-NBA Second Team
Tim Duncan, All-Defensive Second Team
Tim Duncan, NBA All-Star
Tony Parker, All-NBA Third Team
Tony Parker, NBA All-Star

PLAYOFFS

Lost to Dallas, First Round, 4-1

SPURS LEADERS

Scoring: Tony Parker 22.0 ppg
Rebounding: Tim Duncan 10.7 rpg
Assists: Tony Parker 6.9 apg

Head Coach: Gregg Popovich
 Assistants: Mike Budenholzer, Don Newman,
 Brett Brown, Chip Engelland,
 Chad Forcier

2008-09 SEASON NOTES

- With a 99-89 victory at Oklahoma City on 4/7/09, the Spurs became just the third team in NBA history to record 50-plus wins in 10 straight seasons ... Boston and the Los Angeles Lakers are the only other franchises to record such a streak.
- On 3/16/09 at Oklahoma City, Gregg Popovich became just the 24th head coach in NBA history to have coached in 1,000 games ... he is the third winningest coach at the 1,000 game mark after only Phil Jackson and Pat Riley.
- Tony Parker became the first player in Spurs history to record back-to-back 30+ points and 10+ assists games when he did it in back-to-back games vs. Golden State and at Atlanta ... he recorded 30 points and 10 assists vs. Golden State on 3/24 and posted 42 points and 10 assists at Atlanta on 3/25.
- Tony Parker finished with 55 points at Minnesota on 11/5/08 adding his name to the Spurs record books ... Parker tied George Gervin for third place among all-time single game scoring totals while surpassing Terry Cummings (52) and Larry Kenon (51) ... he became just the sixth Spur to score 50-or-more in a game ... it was the first 50-plus point game for the Silver and Black since Tim Duncan had 53 points on 12/26/01 at home vs. Dallas.
- Tim Duncan was named to the All-NBA Second Team and the All-Defensive Second Team ... he became the only player in NBA history to earn both All-NBA and All-Defensive honors in each of his first 12 seasons.


2008-09 SPURS FINAL STATISTICS (54-28)

PLAYER	G	GS	MIN	3-POINT									REBOUNDS					SCORING						
				FG	FGA	PCT	FG	FGA	PCT	FT	FTA	PCT	OFF	DEF	TOT	AST	PF	DQ	STL	TO	BLK	PTS	AVG	
Parker	72	71	2456	639	1263	.506	19	65	.292	284	363	.782	27	196	223	496	110	0	67	186	4	1581	22.0	
Duncan	75	75	2523	558	1107	.504	0	2	.000	334	483	.692	201	599	800	264	173	2	38	165	126	1450	19.3	
Ginobili	44	7	1181	223	491	.454	69	209	.330	168	190	.884	24	174	198	157	90	0	64	88	16	683	15.5	
Gooden (TOT)	51	28	1264	237	506	.468	0	4	.000	131	156	.840	113	249	362	48	144	2	30	76	18	605	11.9	
Gooden (SA)	19	1	320	71	145	.490	0	1	.000	45	57	.789	28	55	83	3	39	0	4	16	4	187	9.8	
Mason	82	71	2496	349	822	.425	166	394	.421	105	118	.890	16	235	251	173	160	0	40	100	12	969	11.8	
Finley	81	77	2336	301	689	.437	131	319	.411	51	62	.823	26	244	270	114	82	0	37	61	17	784	9.7	
Bonner	81	67	1928	266	536	.496	118	268	.440	17	23	.739	97	289	386	82	190	1	47	37	26	667	8.2	
Hill	77	7	1270	150	372	.403	24	73	.329	114	146	.781	30	128	158	136	150	0	45	74	21	438	5.7	
Mensah-Bonsu	3	0	20	5	7	.714	0	0	—	5	7	.714	5	5	10	0	6	0	1	2	1	15	5.0	
Thomas	79	10	1404	153	304	.503	0	2	.000	37	45	.822	134	271	405	66	170	0	34	42	58	343	4.3	
Farmer	3	0	54	4	14	.286	3	12	.250	2	2	1.000	0	6	6	2	6	0	0	4	0	13	4.3	
Udoka	67	3	1035	110	287	.383	41	125	.328	28	46	.609	28	159	187	54	86	0	36	38	12	289	4.3	
Hairston	15	0	155	24	49	.490	0	1	.000	2	7	.286	11	17	28	13	19	0	6	12	7	50	3.3	
Croschere (TOT)	14	0	100	14	39	.359	5	15	.333	7	12	.583	11	23	34	9	5	0	1	6	1	40	2.9	
Croschere (SA)	3	0	23	2	9	.222	0	4	.000	0	1	.000	4	6	10	3	1	0	0	2	0	4	1.3	
Tolliver	19	0	208	19	65	.292	9	41	.220	5	10	.500	12	29	41	17	16	0	5	7	1	52	2.7	
Bowen	80	10	1508	79	187	.422	42	98	.429	14	26	.538	16	129	145	40	123	1	36	25	13	214	2.7	
Ahearn	3	0	19	2	6	.333	2	4	.500	2	2	1.000	0	1	1	2	3	0	1	1	0	8	2.7	
Oberto	54	11	677	61	104	.587	0	1	.000	20	35	.571	65	77	142	59	95	1	7	38	11	142	2.6	
Vaughn	30	0	292	24	75	.320	1	11	.000	16	18	.889	4	18	22	55	26	0	6	15	0	65	2.2	
Williams	2	0	3	2	2	1.000	0	0	—	0	0	—	0	0	0	0	1	0	0	0	0	4	2.0	
SPURS	82	—	—	19905	3042	6534	.466	625	1620	.386	1249	1641	.761	728	2538	3336	1736	1546	5	474	913	329	7958	97.0
OPPONENTS	82	—	—	19905	2973	6568	.453	447	1180	.379	1257	1635	.769	745	2570	3315	1481	1511	8	531	961	352	7650	93.3

54-28 (FIRST IN SOUTHWEST DIVISION)

DATE	OPPONENT	W-L	SCORE	REC.	ATT.	HI-SCORER	HI-REBOUNDER
OCTOBER RECORD: 0-2 (HOME: 0-1, ROAD: 0-1)							
10/29	PHOENIX	L	96-103	0-1	18,797	32-Parker/Duncan	7-Thomas/Bonner
10/31	@ Portland	L	99-100	0-2	20,516	27-Duncan	10-Duncan
NOVEMBER RECORD: 9-5 (HOME: 5-3, ROAD: 4-2)							
11/4	DALLAS	L	81-98	0-3	17,398	22-Parker	15-Duncan
11/5	@ Minnesota	W	129-125(2OT)	1-3	11,112	55-Parker	16-Duncan
11/7	MIAMI	L	83-99	1-4	17,387	22-Duncan	11-Duncan
11/11	NEW YORK	W	92-80	2-4	16,569	23-Duncan	9-Duncan/Oberto
11/12	@ Milwaukee	L	78-82	2-5	14,036	24-Duncan	6-Tolliver
11/14	HOUSTON	W	77-75	3-5	18,797	22-Duncan	9-Mason
11/16	@ Sacramento	W	90-88	4-5	11,699	21-Finley	10-Duncan
11/17	@ L.A. Clippers	W	86-83	5-5	14,562	21-Mason	15-Duncan
11/19	DENVER	W	81-91	5-6	16,559	20-Hill	11-Duncan
11/21	UTAH	W	119-94	6-6	17,354	29-Mason	7-Duncan
11/24	@ Memphis	W	94-81	7-6	12,053	20-Hill	11-Duncan
11/26	CHICAGO	W	98-88	8-6	17,837	21-Duncan	11-Hill
11/28	MEMPHIS	W	100-98	9-6	17,074	20-Mason	12-Duncan
11/29	@ Houston	L	84-103	9-7	18,282	17-Duncan/Bonner	9-Duncan
DECEMBER RECORD: 11-4 (HOME: 7-2, ROAD: 4-2)							
12/2	DETROIT	L	77-89	9-8	17,582	23-Duncan	13-Duncan
12/4	@ Denver	W	108-91	10-8	15,866	22-Parker	12-Duncan
12/6	GOLDEN STATE	W	123-88	11-8	17,740	20-Duncan	13-Duncan
12/9	@ Dallas	W	133-135(2OT)	12-8	17,740	32-Duncan	14-Duncan
12/10	ATLANTA	W	95-89	13-8	18,161	27-Ginobili	13-Bonner
12/12	@ Minnesota	W	98-86	14-8	15,366	17-Duncan/Parker	13-Duncan
12/14	OKLAHOMA CITY	W	109-104	15-8	17,419	22-Parker	12-Duncan
12/17	@ New Orleans	L	83-90	15-9	15,593	20-Parker	11-Duncan
12/18	@ Orlando	L	78-90	15-10	17,461	19-Duncan	9-Duncan
12/20	TORONTO	W	107-97	16-10	17,227	24-Parker	12-Thomas
12/22	SACRAMENTO	W	101-85	17-10	18,372	18-Parker	7-Thomas
12/23	MINNESOTA	W	99-93	18-10	17,996	36-Parker	12-Duncan
12/25	@ Phoenix	W	91-90	19-10	18,422	27-Parker	17-Duncan
12/27	MEMPHIS	W	106-103 (2OT)	20-10	18,797	32-Parker	6-Finley/Bowen
12/30	MILWAUKEE	L	98-100	20-11	18,797	22-Duncan	6-Duncan
JANUARY RECORD: 12-3 (HOME: 6-1, ROAD: 6-2)							
1/2	@ Memphis	W	91-80	21-11	12,597	20-Duncan	10-Duncan
1/3	PHILADELPHIA	W	108-106	22-11	18,797	26-Mason	12-Duncan
1/5	@ Miami	W	91-84	23-11	19,600	19-Duncan	9-Duncan
1/8	L.A. CLIPPERS	W	106-84	24-11	17,873	19-Duncan	9-Thomas
1/11	ORLANDO	L	98-105	24-12	18,216	31-Parker	10-Duncan
1/14	L.A. LAKERS	W	112-111	25-12	18,797	27-Ginobili	19-Duncan
1/16	@ Philadelphia	L	87-109	25-13	18,739	20-Duncan	12-Duncan
1/17	@ Chicago	W	92-87	26-13	22,100	21-Ginobili	14-Duncan
1/19	@ Charlotte	W	86-84	27-13	16,160	17-Duncan	11-Duncan
1/20	INDIANA	W	99-81	28-13	18,181	27-Duncan	10-Duncan
1/23	NEW JERSEY	W	94-91	29-13	18,797	30-Duncan	15-Duncan
1/25	@ L.A. Lakers	L	85-99	29-14	18,997	19-Parker	8-Duncan/Ginobili
1/27	@ Utah	W	106-100	30-14	19,911	24-Duncan/Parker	9-Duncan/Ginobili
1/29	@ Phoenix	W	114-104	31-14	18,422	30-Ginobili	15-Duncan
1/31	New Orleans	W	106-93	32-14	18,797	25-Parker	8-Duncan
FEBRUARY RECORD: 7-4 (HOME: 2-1, ROAD: 5-3)							
2/2	@ Golden State	W	110-105(OT)	33-14	18,205	32-Duncan/Ginobili	15-Duncan/Thomas
2/3	@ Denver	L	96-104	33-15	18,536	26-Mason	8-Bonner
2/8	@ Boston	W	105-99	34-15	18,624	23-Duncan/Bonner	13-Duncan
2/10	@ New Jersey	W	108-93	35-15	13,301	27-Duncan	9-Duncan
2/11	@ Toronto	L	89-91	35-16	18,909	32-Ginobili	13-Duncan
2/17	@ New York	L	107-112(OT)	35-17	19,763	26-Duncan	15-Duncan
2/19	@ Detroit	W	83-79	36-17	22,076	19-Parker	18-Duncan
2/21	@ Washington	W	96-67	37-17	20,173	25-Mason	11-Duncan
2/24	DALLAS	W	93-76	38-17	18,797	37-Parker	15-Thomas
2/25	PORTLAND	W	99-84	39-17	18,672	39-Parker	10-Thomas
2/27	CLEVELAND	L	86-97	39-18	18,797	11-4 tied	7-Finley
MARCH RECORD: 9-8 (HOME: 6-4, ROAD: 3-4)							
3/1	@ Portland	L	84-102	39-19	20,627	15-Parker	6-Oberto
3/2	@ L.A. Clippers	W	106-78	40-19	17,649	26-Parker	12-Duncan
3/4	@ Dallas	L	102-107	40-20	20,316	37-Parker	12-Duncan
3/6	WASHINGTON	W	100-78	41-20	18,440	19-Parker	7-Thomas
3/8	PHOENIX	W	103-96	42-20	18,797	30-Parker	15-Duncan
3/10	CHARLOTTE	W	100-86	43-20	18,254	21-Mason/Parker	11-Duncan
3/12	L.A. LAKERS	L	95-102	43-21	18,797	25-Finley/Parker	11-Duncan
3/14	@ Houston	W	88-85	44-21	18,300	28-Parker	12-Duncan
3/16	@ Oklahoma City	L	76-78	44-22	19,136	28-Parker	12-Duncan
3/17	MINNESOTA	W	93-86	45-22	18,797	24-Parker	10-Thomas
3/20	BOSTON	L	77-80	45-23	18,797	25-Parker	9-Duncan
3/22	HOUSTON	L	85-87	45-24	18,797	23-Duncan	9-Thomas
3/24	GOLDEN STATE	W	107-106	46-24	18,797	30-Parker	10-Duncan
3/25	@ Atlanta	W	102-92	47-24	18,529	42-Parker	8-Duncan
3/27	L.A. CLIPPERS	W	111-98	48-24	18,797	18-Parker	8-Mason
3/29	@ New Orleans	L	86-90	48-25	18,204	20-Parker	15-Duncan
3/31	OKLAHOMA CITY	L	95-96	48-26	18,797	21-Duncan	12-Duncan
APRIL RECORD: 6-2 (HOME: 2-1, ROAD: 4-1)							
4/3	@ Indiana	W	126-121	49-26	16,414	31-Parker	11-Duncan
4/5	@ Cleveland	L	81-101	49-27	20,562	24-Parker	9-Thomas
4/7	@ Oklahoma City	W	99-89	50-27	19,136	25-Duncan	15-Duncan
4/8	PORTLAND	L	83-95	50-28	18,797	18-Mason	5-3 Tied
4/10	UTAH	W	105-99	51-28	18,797	31-Parker	9-Duncan
4/12	@ Sacramento	W	95-92	52-28	13,330	25-Parker	13-Thomas
4/13	@ Golden State	W	101-72	53-28	19,596	20-Gooden	15-Gooden
4/15	NEW ORLEANS	W	105-98(OT)	54-28	18,797	29-Parker	19-Duncan

2009-10 RECAP



George Hill

RECORD

50-32 Second in Southwest Division

HONORS

Tim Duncan, All-NBA Third Team
Tim Duncan, All-Defensive Second Team
Tim Duncan, NBA All-Star
DeJuan Blair, NBA All-Rookie Second Team

PLAYOFFS

Defeated Dallas, First Round, 4-2
Lost to Phoenix, Western Conference Semifinals, 0-4

SPURS LEADERS

Scoring: Tim Duncan 17.9 ppg
Rebounding: Tim Duncan 10.1 rpg
Assists: Tony Parker 5.7 apg

Head Coach: Gregg Popovich
Assistant Coaches: Mike Budenholzer, Don Newman,
Brett Brown, Chip Engelland, Chad Forcier

2009-10 SEASON NOTES

- With a 133-111 victory vs. Minnesota on 4/12/10, the Spurs became just the second team in NBA history to record 50-plus wins in 11 straight seasons ... the Los Angeles Lakers totaled 50-plus wins in 12 consecutive seasons from 1979-80 to 1999-2000.
- San Antonio boasted one of the best benches in the NBA during the 2009-10 season and finished the year leading the NBA in multiple bench categories ... the Spurs reserves led the league in bench scoring (39.3 ppg), rebounding (17.2 rpg) and assists (8.7 apg).
- Tim Duncan became the second Spurs and just the 11th player in NBA history to score 20,000 points with one team when he sank a free throw vs. Houston on 1/22 ... Duncan joined David Robinson as the only two Spurs in franchise history to score 20,000-plus points while wearing the Silver and Black.
- DeJuan Blair's 28 point, 21 rebound game at Oklahoma City on 1/13 was the first time in over 11 years that an NBA rookie recorded a 20/20 game ... Tim Duncan was the last rookie to record a 20/20 game vs. Phoenix on 3/22/98 ... Blair became the first rookie non-first round draft pick since 1981 to record a 20/20 game ... in the final game of the 2009-10 season, Blair's 27 points, 23 rebound performance at Dallas on 4/14 became the first time since Joe Smith that a rookie posted two 20 point, 20 rebounds game in a season. Smith had two 20/20 games in rookie season with Golden State in 1995-96.


2009-10 SPURS FINAL STATISTICS (50-32)

PLAYER	G	GS	MIN	3-POINT									REBOUNDS								SCORING		
				FG	FGA	PCT	FG	FGA	PCT	FT	FTA	PCT	OFF	DEF	TOT	AST	PF	DQ	STL	TO	BLK	PTS	AVG
Duncan	78	77	2438	561	1082	.518	2	11	.182	271	374	.725	221	567	788	246	152	1	45	140	117	1395	17.9
Ginobili	75	21	2150	398	903	.441	132	350	.377	309	355	.870	68	216	284	370	154	0	103	154	24	1237	16.5
Parker	56	50	1728	349	716	.487	10	34	.294	186	246	.756	7	128	135	317	96	0	29	149	8	894	16.0
Hill	78	43	2276	353	738	.478	75	188	.399	183	237	.772	42	163	205	226	222	4	69	101	26	964	12.4
Jefferson	81	70	2520	362	775	.467	59	187	.316	211	287	.735	58	298	356	158	178	0	45	105	40	994	12.3
Blair	82	23	1494	275	495	.556	0	2	.000	88	161	.547	200	326	526	65	224	2	50	112	39	638	7.8
Gee (TOT)	11	2	182	28	59	.475	7	9	.778	18	29	.621	15	18	33	7	13	0	7	10	1	81	7.4
Bonner	65	8	1161	166	372	.446	90	231	.390	35	48	.729	52	162	214	68	109	1	30	39	24	457	7.0
Mason	79	5	1515	193	496	.389	88	264	.333	27	34	.794	11	151	162	137	99	0	30	59	14	501	6.3
McDyess	77	50	1617	205	428	.479	0	2	.000	36	57	.632	149	306	455	83	147	0	43	79	32	446	5.8
Temple (TOT)	27	4	334	44	101	.436	13	37	.351	35	50	.700	6	25	31	21	42	1	13	27	6	136	5.0
Temple (SA)	13	4	193	28	64	.438	10	23	.435	14	21	.667	3	11	14	12	25	1	8	11	2	80	6.2
Bogans	79	50	1559	120	298	.403	70	196	.357	37	50	.740	25	151	176	95	156	1	45	53	12	347	4.4
Mahinmi	26	0	165	35	55	.636	0	0	---	31	47	.660	13	39	52	2	32	1	3	15	8	101	3.9
Finley	25	6	395	37	97	.381	13	41	.317	6	9	.667	5	33	38	19	12	0	6	13	4	93	3.7
Haislip	10	0	44	10	21	.476	3	5	.600	2	5	.400	4	6	10	0	5	0	0	3	2	25	2.5
Jackson	3	0	25	2	7	.286	0	2	.000	3	4	.750	1	3	4	6	2	0	3	2	2	7	2.3
Hairston	47	0	317	40	76	.526	2	11	.182	17	30	.567	13	36	49	16	29	0	4	11	9	99	2.1
Ratiff	21	3	183	16	36	.444	0	0	---	2	4	.500	15	25	40	9	27	0	3	16	18	34	1.6
SPURS	82	-19780	3150	6659	.473	5541	1547	.358	1458	1969	.740	887	2621	3508	1829	1669	11	516	1116	381	831	2101.4	
OPPONENTS	82	-19780	3025	6691	.452	4121	2100	.343	1433	1896	.756	814	2427	3241	1576	1672	8	567	1032	417	7895	96.3	

50-32 (SECOND IN SOUTHWEST DIVISION)

DATE	OPPONENT	W-L	SCORE	REC.	ATT.	HI-SCORER	HI-REBOUNDER
OCTOBER RECORD: 2-1 (HOME: 2-0, ROAD: 0-1)							
10/28	NEW ORLEANS	W	113-96	1-0	18,581	17-Parker	12-Duncan
10/29	@ Chicago	L	85-92	1-1	21,412	28-Duncan	16-Duncan
10/31	SACRAMENTO	W	113-94	2-1	16,966	24-Parker	10-Duncan/Blair
NOVEMBER RECORD: 7-5 (HOME: 6-2, ROAD: 1-3)							
11/5	@ Utah	L	99-113	2-2	19,797	21-Parker	13-Duncan
11/6	@ Utah	L	84-96	2-3	20,498	19-Jefferson	8-Duncan
11/9	TORONTO	W	131-124	3-3	17,714	36-Ginobili	10-McDyess
11/11	DALLAS	W	92-83	4-3	18,581	29-Jefferson	9-Bonner/McDyess
11/14	OKLAHOMA CITY	L	98-101	4-4	17,947	22-Duncan	10-Duncan
11/18	@ Dallas	L	94-99 (OT)	4-5	20,110	22-Duncan	14-Duncan
11/19	UTAH	L	83-90	4-6	17,519	21-Duncan	9-Duncan
11/21	WASHINGTON	W	106-88	5-6	16,888	17-Parker	11-Ratliff
11/23	MILWAUKEE	W	112-98	6-6	17,677	24-Duncan	12-Duncan
11/25	GOLDEN STATE	W	118-104	7-6	17,606	32-Parker	10-Duncan
11/27	@ Houston	W	92-84	8-6	18,164	21-Duncan	14-McDyess
11/29	PHILADELPHIA	W	98-89	9-6	17,161	22-Duncan	10-Blair
DECEMBER RECORD: 10-5 (HOME: 6-3, ROAD: 4-2)							
12/3	BOSTON	L	83-90	9-7	18,561	18-Blair	15-Duncan
12/5	DENVER	L	99-106	9-8	17,592	27-Parker	7-Bonner
12/7	@ Utah	L	101-104	9-9	17,565	28-Bonner	11-Duncan
12/9	SACRAMENTO	W	118-106	10-9	17,353	23-Jefferson	9-McDyess
12/11	CHARLOTTE	W	104-85	11-9	17,508	22-Ginobili	9-Duncan
12/13	@ L.A. Clippers	W	115-90	12-9	16,464	21-Duncan	9-Blair
12/15	@ Phoenix	L	104-116	12-10	17,964	34-Duncan	14-Duncan
12/16	@ Golden State	W	103-93	13-10	17,857	27-Duncan	15-Duncan
12/19	INDIANA	W	100-99	14-10	17,075	19-Duncan	16-Duncan
12/21	L.A. CLIPPERS	W	103-87	15-10	14,451	19-Parker	7-Ratliff
12/23	PORTLAND	L	94-98	15-11	18,581	24-Duncan	11-Duncan
12/26	@ Milwaukee	W	112-97	16-11	14,864	26-Duncan	11-Blair
12/27	@ New York	W	95-88	17-11	17,763	22-Parker	10-Blair
12/29	Minnesota	W	117-99	18-11	15,581	24-Jefferson	10-Duncan
12/31	Miami	W	108-78	19-11	18,581	23-Duncan	10-Duncan
JANUARY RECORD: 8-8 (HOME: 5-5, ROAD: 3-3)							
1/2	@ Washington	W	97-86	20-11	19,025	23-Duncan	7-Duncan
1/3	@ Toronto	L	86-91	20-12	18,323	23-Parker	12-Duncan
1/6	DETROIT	W	112-92	21-12	17,337	23-Parker	8-Blair
1/8	DALLAS	L	103-112	21-13	18,581	31-Duncan	12-Duncan
1/10	NEW JERSEY	W	97-85	22-13	18,047	23-Ginobili	17-Duncan
1/12	L.A. LAKERS	W	105-85	23-13	18,581	25-Duncan	13-Duncan
1/13	@ Oklahoma City	W	109-108 (OT)	24-13	17,886	28-Parker	21-Blair
1/15	@ Charlotte	L	76-92	24-14	15,742	11-4 tied with	16-Blair
1/16	@ Memphis	L	86-92	24-15	14,116	23-Duncan	8-Duncan/Blair
1/18	@ New Orleans	W	97-90	25-15	16,549	25-Parker	14-Duncan
1/20	UTAH	L	98-105	25-16	17,584	22-Ginobili	11-Blair
1/22	HOUSTON	L	109-116	25-17	18,581	25-Duncan	14-Duncan
1/25	CHICAGO	L	93-98	25-18	18,581	20-Parker	11-Blair
1/27	ATLANTA	W	105-90	26-18	18,258	21-Duncan	27-Duncan
1/29	MEMPHIS	W	104-97	27-18	18,088	19-Duncan	10-Blair
1/31	DENVER	L	89-103	27-19	17,607	17-Hill	10-Duncan
FEBRUARY RECORD: 6-5 (HOME: 2-0, ROAD: 4-5)							
2/3	@ Sacramento	W	115-113	28-19	12,934	23-Hill	13-Duncan
2/4	@ Portland	L	93-96	28-20	20,572	21-Ginobili	12-Duncan
2/6	@ L.A. Clippers	W	98-81	29-20	18,258	22-Hill	10-McDyess
2/8	@ L.A. Lakers	L	89-101	29-21	18,997	21-Ginobili	15-Duncan
2/11	@ Denver	W	111-92	30-21	18,611	17-Hill/Blair	9-Blair
2/17	@ Indiana	W	90-87	31-21	14,947	28-Parker	26-Duncan
2/19	@ Philadelphia	L	94-106	31-22	16,376	24-Ginobili	9-Duncan
2/21	@ Detroit	L	101-109 (OT)	31-23	20,153	29-Duncan	10-Duncan
2/24	OKLAHOMA CITY	W	95-87	32-23	18,400	26-Ginobili	15-Duncan
2/26	@ Houston	L	104-109	32-24	18,195	26-Hill	10-Ginobili
2/28	PHOENIX	W	113-110	33-24	18,581	21-Duncan/Ginobili	10-Duncan
MARCH RECORD: 12-5 (HOME: 6-1, ROAD: 6-4)							
3/1	@ New Orleans	W	106-92	34-24	13,655	23-Hill	9-Duncan
3/5	NEW ORLEANS	W	102-92	35-24	18,581	20-Parker	12-Blair
3/6	@ Memphis	W	102-92	36-24	15,928	18-Jefferson	6-Jefferson
3/8	@ Cleveland	L	95-97	36-25	20,562	38-Jefferson	9-Jefferson
3/10	NEW YORK	W	97-83	37-25	18,278	28-Ginobili	12-McDyess
3/12	@ Minnesota	W	103-85	38-25	17,009	19-Hill/Jefferson	9-Jefferson
3/13	L.A. CLIPPERS	W	118-88	39-25	18,581	21-Bonner	9-Jefferson
3/16	@ Miami	W	88-76	40-25	18,925	21-Ginobili	11-Duncan
3/17	@ Orlando	L	84-110	40-26	17,461	20-Jefferson	7-McDyess
3/19	GOLDEN STATE	W	147-116	41-26	18,581	23-Ginobili	9-Blair
3/21	@ Atlanta	L	114-119 (OT)	41-27	18,729	38-Ginobili	13-Duncan
3/22	@ Oklahoma City	W	99-96	42-27	18,203	27-Hill	7-Duncan/McDyess
3/24	L.A. LAKERS	L	83-92	42-28	18,581	24-Ginobili	12-Duncan
3/26	CLEVELAND	W	102-97	43-28	18,581	30-Ginobili	9-Hill
3/28	@ Boston	W	94-73	44-28	18,624	28-Ginobili	11-Jefferson
3/29	@ New Jersey	L	84-90	44-29	13,053	19-Hill	12-Duncan
3/31	HOUSTON	W	119-102	45-29	18,581	30-Hill	10-Duncan
APRIL RECORD: 5-3 (HOME: 2-1, ROAD: 4-1)							
4/2	ORLANDO	W	119-102	46-29	18,581	43-Ginobili	8-Duncan
4/6	@ Sacramento	W	95-86	47-29	11,732	18-Jefferson	11-McDyess
4/7	@ Phoenix	L	101-112	47-30	18,422	18-Mason	8-Blair
4/9	MEMPHIS	L	99-107	47-31	18,581	26-Ginobili	10-Duncan
4/10	@ Denver	W	104-85	48-31	19,155	18-Duncan	10-Duncan
4/12	MINNESOTA	W	133-111	49-31	18,581	17-Bojars	7-Mahinmi
4/14	@ Dallas	L	89-96	W	20,405	27-Blair	23-Blair

2010-11 RECAP



Richard Jefferson

RECORD

61-21 First in Southwest Division

HONORS

Tim Duncan, NBA All-Star
Manu Ginobili, NBA All-Star
Manu Ginobili, All-NBA Third Team
Gary Neal, NBA All-Rookie First Team

PLAYOFFS

Lost to Memphis, First Round, 2-4

SPURS LEADERS

Scoring: Tony Parker 17.5 ppg
Rebounding: Tim Duncan 8.9 rpg
Assists: Tony Parker 6.6 apg

Head Coach: Gregg Popovich
Assistant Coaches: Mike Budenholzer, Don Newman,
Brett Brown, Chip Engelland, Chad Forcier

2010-11 SEASON NOTES

- The Spurs finished the season 61-21, which is the third-best record in franchise history. It trails the 2005-06 team, who finished a franchise-best 63-19, and the 1994-95 Spurs, who finished 62-20. The Spurs reached 20, 30, 40 and 50 wins faster than any previous team in franchise history.
- The Spurs won 22 games in a row at home from Dec. 3 vs. Minnesota through March 6 vs. L.A. Lakers. The streak marked the longest single-season home winning streak in franchise history, breaking the previous record of 20 games in the 1989-90 season from Nov. 11 to Feb. 6.
- The Spurs shot .397 from three-point range, which ranked first in the NBA and was the second-best percentage in franchise history. Matt Bonner led the NBA in three-point field goal percentage (.440, 135-307), Richard Jefferson finished the season ranked tied for fourth (.457, 105-230), and Gary Neal led all rookies in three-point shooting (.419, 419-308). Each shot over .400 from three-point territory with at least 150 attempts. This marked the third time in franchise history that the Spurs had three players in the same season shoot at least .400 from three-point range with at least 150 attempts.
- With a victory over Sacramento on April 6, Head Coach Gregg Popovich surpassed Red Auerbach to move into second place on the all-time wins with one team list. Popovich's 797 career wins, all with San Antonio, place him on a list that includes Red Auerbach, Jerry Sloan and Red Holzman.

2010-11 SPURS FINAL STATISTICS (61-21)

PLAYER	G	GS	MIN	FIELD GOALS			3-POINT FG			FREE THROWS			REBOUNDS			AST	PF	DO	STL	TO	BLK	PTS	AVG
				FG	FGA	PCT	FGA	PCT		FT	FTA	PCT	OFF	DEF	TOT								
Parker	78	78	2528	555	1069	.519	25	.70	.357	233	303	.769	30	208	238	513	135	0	90	200	3	1368	17.5
Ginobili	80	79	2426	441	1018	.433	154	.441	.349	357	410	.871	42	253	295	393	163	0	123	174	28	1393	17.4
Duncan	76	76	2156	419	838	.500	0	4	.000	184	257	.716	169	509	678	203	119	0	50	122	146	1022	13.4
Hill	76	5	2148	287	633	.453	77	.204	.377	233	270	.863	24	175	199	193	153	1	66	99	21	884	11.6
Jefferson	81	81	2459	304	642	.474	135	.307	.440	148	195	.759	54	256	310	107	164	0	38	93	34	891	11.0
Neal	80	1	1685	285	632	.451	129	.308	.419	84	104	.808	21	175	196	96	148	0	27	78	4	783	9.8
Blair	81	65	1734	292	583	.501	0	2	.000	90	137	.657	215	350	565	77	213	0	95	113	42	674	8.3
Bonner	66	1	1432	172	371	.464	105	.230	.457	32	43	.744	60	179	239	60	110	0	26	27	21	481	7.3
McDyess	73	16	1387	169	344	.491	0	1	.000	52	77	.675	122	273	395	84	163	1	36	72	39	390	5.3
Green	8	0	92	17	35	.486	7	19	.368	0	0	---	3	12	15	2	7	0	2	5	1	41	5.1
Splitter	60	6	738	101	191	.529	0	1	.000	76	140	.543	72	129	201	26	91	0	29	32	17	278	4.6
Anderson	26	2	286	31	81	.383	18	46	.391	14	18	.778	2	21	23	18	24	0	3	13	6	94	3.6
Novak (TOT)	30	0	215	35	67	.522	26	46	.565	8	8	1.000	4	24	28	3	14	0	1	4	5	104	3.5
Novak (SA)	23	0	197	31	59	.525	23	42	.548	8	8	1.000	4	19	23	3	11	0	1	4	5	93	4.0
Jeffers	1	0	8	1	3	.333	0	0	---	0	0	---	0	2	2	1	1	0	0	1	0	2	2.0
Quinn	41	0	292	33	91	.363	11	37	.297	4	8	.500	3	22	25	42	29	0	5	12	1	81	2.0
Owens	7	0	31	3	6	.500	1	3	.333	2	4	.500	0	4	4	1	4	0	2	0	0	9	1.3
Udoka	20	0	130	5	21	.238	0	8	.000	4	8	.500	5	14	19	13	14	0	8	5	1	14	0.7
Temple	3	0	21	1	5	.200	0	1	.000	0	2	.000	1	1	2	2	2	0	1	1	1	2	0.7
Gee	5	0	18	1	3	.333	0	0	---	0	0	---	2	1	3	0	3	0	0	3	2	2	0.4
Simmons	2	0	16	0	3	.000	0	3	.000	0	0	---	0	0	0	2	2	0	0	0	0	0	0.0
SPURS	82		-19780	3148	6628	.475	6851	1727	.397	1521	1984	.767	829	2603	3432	1836	1556	2	602	1101	372	8502	103.7
OPPONENTS	82		-19780	3127	6860	.456	4791	1305	.367	1301	1698	.766	884	2494	3378	1685	1701	12	567	1095	374	8034	98.0

61-21 (FIRST IN SOUTHWEST DIVISION)

Date	Opponent	Result	Home	Road	Total	Scoring	Rebounds	Assists
OCTOBER RECORD: 1-1 (HOME: 1-1, ROAD: 0-0)								
10/27	INDIANA	W 122-109	1-0	0-0	1-0	Duncan-23	Duncan-12	Parker-9
10/30	NEW ORLEANS	L 90-99	1-1	0-0	1-1	GINOBILI-23	Blair-11	Hill-7
NOVEMBER RECORD: 14-1 (HOME: 6-1, ROAD: 8-0)								
11/1	@L.A. Clippers	W 97-88	1-1	1-0	2-1	Parker-19	McDyess-10	Parker-9
11/3	@Phoenix	W 112-110	1-1	2-0	3-1	Jefferson-28	Duncan-17	Parker-6
11/6	HOUSTON	W 124-112(OT)	2-1	2-0	4-1	GINOBILI-28	Duncan-11	Parker-14
11/8	@Charlotte	W 95-912-1	3-0	5-1	GINOBILI-26	Duncan-10	Parker-8	
11/10	L.A. CLIPPERS	W 107-95	3-1	3-0	6-1	Jefferson/Ginobili	22 McDyess-9	Parker-9
11/13	PHILADELPHIA	W 116-93	4-1	3-0	7-1	Parker-24	Blair-12	Parker-7
11/14	@Oklahoma City	W 117-104	4-1	4-0	8-1	Parker-24	Hill-5	Parker-7
11/17	CHICAGO	W 103-94	5-1	4-0	9-1	Parker-21	Duncan-18	Parker-7
11/19	@Utah	W 94-82	5-1	5-0	10-1	Parker-24	Duncan-14	Parker-7
11/20	CLEVELAND	W 116-92	6-1	5-0	11-1	Parker-19	Blair-9	Parker-9
11/22	ORLANDO	W 106-97(OT)	5-0	12-1	GINOBILI-25	Bonner-7	Parker-10	
11/24	@Minnesota	W 113-109(OT)	7-1	6-0	13-1	GINOBILI-26	Duncan-13	GINOBILI/Parker-6
11/26	DALLAS	L 94-103	7-2	6-0	13-2	Duncan-8	GINOBILI/Duncan-4	
11/28	@New Orleans	W 109-95	7-2	7-0	14-2	GINOBILI-23	Duncan/Ginobili	Parker-9
						McDyess-7		
11/30	@Golden State	W 118-98	7-2	8-0	15-2	GINOBILI-27	Duncan-18	Duncan-11
DECEMBER RECORD: 13-2 (HOME: 11-0, ROAD: 2-2)								
12/1	@L.A. Clipper	L 85-90	7-2	8-1	15-3	Hill-17	Jefferson-9	GINOBILI-6
12/2	MINNESOTA	W 107-101	8-2	8-1	16-3	Duncan-22	Duncan/Jefferson-10	Duncan/Parker-5
12/5	NEW ORLEANS	W 109-94	9-2	9-1	17-3	Parker-19	Blair-13	Parker-7
12/8	GOLDEN STATE	W 111-94	10-2	8-1	18-3	Parker-19	Blair-13	Parker-9
12/10	ATLANTA	W 108-92	11-2	8-1	19-3	Jefferson/Ginobili-18	Blair-12	Parker-6
12/12	PORTLAND	W 95-78	12-2	8-1	20-3	Hill-22	Duncan-13	Parker-6
12/15	MILWAUKEE	W 132-90	13-2	8-1	21-3	GINOBILI-26	Duncan-11	Parker-8
12/16	@Denver	W 92-110	13-2	9-1	22-3	Duncan-28	Duncan-16	Parker-9
12/18	MEMPHIS	W 112-106(OT)	14-2	9-1	23-3	Parker-37	Duncan-10	GINOBILI/Parker-9
12/20	PHOENIX	W 118-110	15-2	9-1	24-3	Neal-22	Duncan-15	Duncan-6
12/22	DENVER	W 109-103	16-2	9-1	25-3	GINOBILI/Neal-22	Duncan/Splitter-9	Parker-9
12/23	@Orlando	L 101-123	16-2	9-2	25-4	Neal/Parker-16	Duncan/Bonner-6	GINOBILI-6
						Jefferson-6		
12/26	WASHINGTON	W 94-80	17-2	9-2	26-4	GINOBILI-21	Duncan/Jefferson-9	Parker-14
12/28	L.A. LAKERS	W 97-82	18-2	9-2	27-4	Parker-23	Blair-15	GINOBILI-6
12/30	@Dallas	W 99-93	18-2	10-2	28-4	Neal-21	Duncan-11	Parker-5
JANUARY RECORD: 12-3 (HOME: 7-0, ROAD: 5-3)								
1/1	OKLAHOMA CITY	W 101-74	19-2	10-2	29-4	Duncan-21	Duncan/Blair-9	Parker-10
1/4	@New York	L 115-128	19-2	10-3	29-5	Parker-26	Blair-8	Parker-6
1/5	@Boston	L 103-105	19-2	10-4	29-6	GINOBILI-24	Duncan-8	Parker-5
1/7	@Indiana	W 90-87	19-2	11-4	30-6	GINOBILI-25	Duncan-15	GINOBILI/Hill-4
1/9	MINNESOTA	W 94-91	20-2	11-4	31-6	Duncan-21	Bonner-9	Duncan-5
1/11	@Minnesota	W 107-96	20-2	12-4	32-6	GINOBILI-19	GINOBILI-9	Parker-13
1/12	@Milwaukee	W 91-84	20-2	13-4	33-6	GINOBILI-23	Duncan-8	Parker-9
1/14	DALLAS	W 101-89	21-2	13-4	34-6	Blair/Parker-18	Blair-13	Parker-6
1/16	DENVER	W 110-97	22-2	13-4	35-6	Parker-30	Duncan-16	GINOBILI-7
1/19	TORONTO	W 104-95	23-2	13-4	36-6	GINOBILI-23	Duncan-12	GINOBILI-7
1/21	NEW YORK	W 101-92	24-2	13-5	37-6	Duncan/Parker-21	Duncan-16	Parker-13
1/22	@New Orleans	L 72-88	24-2	13-5	37-7	Splitter-11	Blair/Splitter-6	GINOBILI-6
1/24	@Golden State	W 113-102	24-2	14-5	38-7	GINOBILI-20	McDyess-10	Parker-11
1/26	@Utah	W 112-105	24-2	15-5	39-7	GINOBILI-26	Blair-12	GINOBILI-7
1/29	HOUSTON	W 108-95	25-2	15-5	40-7	GINOBILI-22	Blair-12	Hill/Parker-5
FEBRUARY RECORD: 9-3 (HOME: 3-0, ROAD: 6-3)								
2/1	@Portland	L 86-99	25-2	15-6	40-8	GINOBILI-17	Blair-12	Parker-4
2/3	@L.A. Lakers	W 89-88	25-2	16-6	41-8	Parker-21	Duncan/McDyess-8	GINOBILI-8
2/4	@Sacramento	W 113-100	25-2	17-6	42-8	Parker-25	Blair-12	Parker-7
2/8	@Detroit	W 100-89	25-2	18-6	43-8	Parker-19	Blair-12	Parker-7
2/9	@Toronto	W 111-100	25-2	19-6	44-8	Blair-28	Blair-11	GINOBILI-9
2/11	@Philadelphia	L 71-77	25-2	19-7	44-9	Duncan-16	Blair-14	GINOBILI-6
2/12	@Washington	W 118-94	25-2	20-7	45-9	Hill/Parker-18	Blair-12	Parker-8
2/14	@New Jersey	W 102-85	25-2	21-7	46-9	GINOBILI-22	Duncan/Blair-11	Parker-7
2/17	@Chicago	L 99-109	25-2	21-8	46-10	Parker-26	Duncan-9	Parker-4
2/23	OKLAHOMA CITY	W 109-105	26-2	21-8	47-10	Parker-20	Duncan-10	GINOBILI-9
2/25	NEW JERSEY	W 106-96	27-2	21-8	48-10	GINOBILI-26	Hill/Parker-7	Parker-10
2/27	MEMPHIS	W 95-88	28-2	21-8	49-10	GINOBILI-35	McDyess/Duncan-8	GINOBILI-8
MARCH RECORD: 8-8 (HOME: 5-3, ROAD: 3-5)								
3/1	@Memphis	L 93-109	28-2	21-9	49-11	Neal-14	Duncan-8	GINOBILI-7
3/2	@Cleveland	W 109-99	28-2	22-9	50-11	Hill-22	Blair-10	Duncan/Ginobili-6
3/4	MIAMI	W 125-95	29-2	22-9	51-11	GINOBILI-20	Duncan-14	Parker-8
3/6	L.A. LAKERS	L 83-99	29-3	22-9	51-12	Neal-15	Blair-12	Neal-4
3/9	DETROIT	W 111-104	30-3	22-9	52-12	Parker-23	Duncan-10	Parker-7
3/11	SACRAMENTO	W 108-103	31-3	22-9	53-12	Parker-27	Duncan-10	GINOBILI/Casspi-7
3/12	@Houston	W 115-107	31-3	23-9	54-12	Parker-21	McDyess-12	Parker-6
3/14	@Miami	L 80-110	31-3	23-10	54-13	Parker-18	Duncan/Ginobili-6	Parker-5
3/18	@Dallas	W 97-91	31-3	24-10	55-13	Parker-33	Duncan-8	GINOBILI-5
3/19	CHARLOTTE	W 109-98	32-3	24-10	56-13	Novak-19	Blair/Splitter-6	Hill/Parker-9
3/21	GOLDEN STATE	W 111-96	33-3	24-10	57-13	GINOBILI-28	Splitter-14	Parker-15
3/23	@Denver	L 112-115	33-3	24-11	57-14	Neal-25	McDyess-12	Parker-5
3/25	@Portland	L 96-98	33-3	24-12	57-15	GINOBILI-21	McDyess-8	GINOBILI-7
3/27	@Memphis	L 104-111	33-3	24-13	57-16	Hill-30	Blair-6	Parker-6
3/28	PORTLAND	L 92-100	33-4	24-13	57-17	Splitter-9	Hill-6	
3/31	BOSTON	L 97-107	33-5	24-13	57-18	Parker-23	Duncan-13	Parker-8
APRIL RECORD: 2-1 (HOME: 1-0, ROAD: 1-1)								
4/1	@Houston	L 114-119(OT)	33-5	24-14	57-19	Parker-31	Duncan-13	GINOBILI/Parker-6
4/3	PHOENIX	W 114-97	34-5	24-14	58-19	Hill-29	Bonner-11	Parker-8
4/5	@Atlanta	W 97-90	34-5	25-14	59-19	Parker-26	Duncan/McDyess	Parker/Ginobili-4
						Bonner-6		
4/6	SACRAMENTO	W 124-92	35-5	25-14	60-19	GINOBILI-25	Duncan/Blair-8	Parker-6
4/9	UTAH	W 111-102	36-5	25-14	61-19	Splitter-20	Blair-11	Parker-7
4/12	@L.A. Lakers	L 93-102	36-5	25-15	61-20	Neal-16	Blair-11	Quinn-9
4/13	@Phoenix	L 103-106	36-5	25-16	61-21	Duncan-17	Duncan-12	Parker-7

2011-12 RECAP



KAWHI LEONARD

RECORD

50-16, First in Southwest Division

PLAYOFFS

Lost to Oklahoma City, Western Conference Finals, 2-4

HONORS

Gregg Popovich, Coach of the Year
Tony Parker, Second Team All-NBA
Kawhi Leonard, First Team All-Rookie
Tony Parker, NBA All-Star

SPURS LEADERS

Scoring: Tony Parker 18.3 ppg
Rebounding: Tim Duncan 9.0 rpg
Assists: Tony Parker 7.7 apg

Head Coach: Gregg Popovich
Assistant Coaches: Mike Budenholzer, Don Newman,
Brett Brown, Chip Engelland, Chad Forcier

2011-12 SEASON NOTES

- With a 107-101 victory over the Golden State Warriors on April 26, the Spurs won their 50th game of the season for the 13th consecutive year (1999-00 to present) surpassing the L.A. Lakers (1979-80 to 1990-91) for the longest streak in NBA history. During that span the Spurs won three NBA championships and eight division titles.
- The Spurs finished the regular season 28-5 (.848) at the AT&T Center, which tied the Miami Heat for the best home record in the NBA season. Only the 2004-05 (.38-3, .927) and the 2010-11 (36-5, .878) Spurs teams finished with a better home winning percentage since joining the NBA in 1976-77.
- With the win over Phoenix on 4/14, the Spurs clinched the Southwest Division title. Since joining the NBA in 1976-77 the Spurs have won 18 division titles, which ties the L.A. Lakers for the most division titles in that time period. Since Tim Duncan joined the Spurs in 1997, the Spurs have posted an NBA-best nine division titles.
- Manu Ginobili became just the fifth Spur to reach 10,000 points after scoring nine points vs. L.A. Lakers on 4/11. The Spurs "Big Three" are the only active trio to play on the same team and score over 10,000 points with the same franchise in the NBA and just the fourth threesome in NBA history each to record 10,000-or-more points while teammates. (Elias) Here's a closer look at the Spurs 10,000 point club and threesomes to records 10,000-or-more points as teammates:

Through April 26 (50-16)

SAN ANTONIO SPURS

2011-2012 REGULAR SEASON STATISTICS

PLAYER	--FIELD GOALS--										--3-POINT FG--		--FREE THROWS--		--REBOUNDS--								
	G	GS	MIN	FG	FGA	PCT	FG	FGA	PCT	FT	FTA	PCT	OFF	DEF	TOT	AST	PF	DQ	STL	TO	BLK	PTS	AVG
Parker	60	60	1923	427	890	.480	14	61	.230	227	284	.799	22	149	171	463	75	0	57	153	5	1095	18.8
Duncan	58	58	1634	361	733	.492	0	4	.000	173	249	.695	110	410	520	132	98	0	97	88	895	15.1	
Ginobili	34	7	792	150	285	.526	52	126	.413	88	101	.871	18	98	116	151	56	0	24	64	12	440	12.9
Mills	16	3	261	63	130	.485	24	56	.429	15	15	1.000	4	24	28	39	14	0	10	26	1	165	10.3
Neal	56	7	1206	212	486	.436	83	198	.419	50	64	.781	12	106	118	117	75	0	119	150	51	641	9.8
Jackson (TOT)	47	14	1212	159	425	.374	49	170	.288	94	114	.825	22	141	163	118	99	1	54	103	41	461	9.8
Jackson (SA)	21	1	500	62	153	.405	19	62	.306	44	54	.815	6	75	81	41	38	0	28	32	7	187	8.9
Blair	64	62	1363	269	504	.534	0	1	.000	73	119	.613	154	197	351	78	168	0	59	122	12	811	9.5
Splitter	59	2	1121	212	343	.618	0	0	---	125	181	.691	93	213	306	65	134	0	125	163	1	785	13.3
Jefferson	41	41	1168	132	319	.414	80	190	.421	35	50	.700	18	125	143	55	83	0	25	32	12	379	9.2
Green	66	38	1522	211	477	.442	102	234	.436	79	100	.780	54	174	228	86	107	0	58	67	46	603	9.1
Leonard	64	39	1534	199	404	.493	41	109	.376	68	88	.773	104	223	327	70	88	0	85	44	24	507	7.9
Bonner	65	2	1326	154	300	.513	440	105	.250	420	16	.762	29	185	214	61	68	0	104	162	21	642	9.8
Daw (TOT)	57	35	1425	156	351	.444	31	99	.313	22	35	.629	70	210	280	205	125	2	34	112	25	367	6.4
Daw (SA)	20	7	406	40	68	.588	8	13	.615	5	8	.625	23	62	85	47	54	1	14	28	6	93	4.7
Byars	2	0	37	3	11	.273	0	6	.000	4	4	1.000	6	5	11	5	4	0	0	0	0	5	0.8
Dawson	4	0	39	7	12	.583	0	0	---	1	2	.500	5	5	10	0	6	0	3	2	15	3	0
Anderson	51	2	603	66	174	.379	19	68	.279	39	52	.750	16	63	79	41	35	0	8	30	2	190	3.7
Ford	14	0	191	19	43	.442	2	8	.250	11	14	.786	3	15	18	45	23	0	9	23	2	51	3.6
Dentmon	2	0	19	2	6	.333	0	4	.000	0	0	---	0	1	1	1	0	0	0	0	0	1	0.1
Joseph	29	1	266	22	70	.314	3	15	.200	11	17	.647	5	20	25	34	16	0	7	12	3	58	2.0
Diogu	2	0	14	0	2	.000	0	0	---	2	2	1.000	0	1	1	0	1	0	0	0	0	2	1.0
Thomas	3	0	15	0	3	.000	0	0	---	1	2	.500	1	2	3	1	0	0	0	0	0	1	0.3
SPURS	66	4	15940	2611	5463	.478	552	1405	.393	1067	1427	.748	683	2153	2836	1528	1143	1	490	895	293	6885	10.4
OPONENTS	66	4	15940	2512	5560	.452	412	1166	.353	932	1233	.756	680	2039	2719	1201	1244	3	489	896	330	6368	9.6

PLAYER	-- SINGLE-GAME HIGHS --										-- AVERAGE PER GAME --										-- CAREER HIGHS (C=SET, T-TIED THIS SEASON) --									
	MIN	REB	AST	ST	TO	BLK	PTS	FG	FTA	REB	AST	STL	TO	BLK	PTS	FG	FTA	REB	AST	PTS	FG	FTA	REB	AST	PTS	FG	FTA	REB	AST	PTS
Parker	45	17	4	1	4	42	32.0	2.9	7.7	0.95	2.4	0.08	18.3	22	36	14	17	10	17	55	14	17	10	17	55	14	17	10	17	55
Duncan	41	19	7	3	5	28	28.2	9.0	2.3	0.66	1.7	1.52	15.4	19	34	17	24	27	11	53	19	34	17	24	27	11	53	19	34	27
Ginobili	31	7	8	3	5	24	23.3	3.4	4.4	0.71	1.9	0.35	12.9	16	27	18	19	15	14	48	16	27	18	19	15	14	48	16	27	
Mills	43	5	12	2	4	14	16.3	1.8	2.4	0.63	1.6	0.06	10.3	14C	25C	6C	6P	5T	12C	34C	14C	25C	6C	6P	5T	12C	34C	14C	25C	
Neal	34	6	7	4	1	21	21.5	2.1	2.1	0.48	1.1	0.04	9.8	9P	16C	7P	10C	8	7C	25	9P	16C	7P	10C	8	7C	25	9P	16C	
Jackson (TOT)	45	9	8	5	7	24	25.8	3.5	2.5	1.15	2.2	0.28	9.8	16	30	15	17	12	15	43	16	30	15	17	12	15	43	16	30	
Jackson (SA)	32	9	6	5	5	17	23.8	3.9	2.0	1.33	1.8	0.33	8.9																	
Blair	39	13	4	4	6	1	28	21.3	5.5	1.2	0.92	1.4	1.19	9.5	14	21T	7C	13C	23	5	28T	14	21T	7C	13C	23	5	28T		
Splitter	33	11	5	2	5	3	26	19.0	5.2	1.1	0.36	1.5	0.80	9.3	11C	13C	9C	12C	14	5C	26C	11C	13C	9C	12C	14	5C	26C		
Jefferson	38	8	5	3	2	19	28.5	3.5	1.3	0.61	0.8	0.29	9.2	16	27	16	19	21	12	42	16	27	16	19	21	12	42	16	27	
Green	38	7	6	5	3	24	23.1	3.5	1.3	0.88	1.0	0.70	9.1	9C	19C	7C	9C	7C	6C	24C	9C	19C	7C	9C	7C	6C	24C	9C	19C	
Leonard	43	11	5	3	2	24	24.0	5.1	1.1	1.33	0.7	0.38	7.9	9C	14C	8C	9C	11C	5C	24C	9C	14C	8C	9C	11C	5C	24C	9C	14C	
Bonner	36	10	5	2	2	20	20.4	3.3	0.9	0.23	0.2	0.32	6.6	10	17	7	8	17	5T	28	10	17	7	8	17	5T	28	10	17	
Daw (TOT)	41	16	10	3	6	2	27	25.0	4.9	3.6	0.60	2.0	0.44	6.4	15	24	10	10T	16T	16	15	24	10	10T	16T	16	15	24	10	10T
Daw (SA)	27	9	9	3	1	9	20.3	4.3	2.4	0.70	1.4	0.30	4.7																	
Byars	33	8	1	2	0	8	18.5	5.5	0.5	1.00	0.0	0.00	5.0	2C	9C	4C	4C	8C	1C	8C	2C	9C	4C	4C	8C	1C	8C	2C	9C	
Dawson	32	6	0	1	2	1	9	9.8	2.5	0.0	0.25	0.8	0.50	3.8	4C	8C	1C	2C	6C	9C	4C	8C	1C	2C	6C	9C	4C	8C	1C	
Anderson	40	7	3	1	3	1	19	11.6	1.5	0.8	0.16	0.6	0.04	3.7	7C	17C	6C	8C	7C	37	7C	17C	6C	8C	7C	37	7C	17C	6C	
Ford	21	3	8	4	1	2	13.8	1.3	3.2	0.64	0.4	0.14	3.6	14	23	13	15	11	18	25	13	15	11	18	25	13	15	11	18	
Dentmon	12	1	1	1	1	0	2	9.5	0.5	0.50	0.5	0.00	2.0	3	10	3	4	3	4	3	10	3	4	3	4	3	10	3	4	
Joseph	38	5	4	2	2	1	13	9.2	0.9	1.2	0.24	0.4	0.10	2.0	4C	13C	4C	4C	5C	4C	13C	4C	4C	5C	4C	13C	4C	4C	5C	
Diogu	9	1	0	1	0	2	7.0	0.5	0.0	0.00	0.5	0.00	1.0	14	20	12	13	13	3	32	20	12	13	13	3	32	20	12	13	
Thomas	8	1	1	0	1	1	5.0	1.0	0.3	0.33	0.0	0.33	0.3	0.0	2C	1C	2C	1C	1C	1C	2C	1C	2C	1C	1C	1C	1C	1C	1C	
SPURS	265	56	34	15	24	9	128	24.5	43.0	23.2	7.42	13.6	4.44	103.7	68	127	45	57	75	50	171	68	127	45	57	75	50	171	68	
OPONENTS	265	60	31	18	25	13	137	24.1	41.2	19.6	7.41	13.7	5.00	96.5	68	130	46	58	77	51	166	68	130	46	58	77	51	166	68	

50-16 (FIRST IN SOUTHWEST DIVISION)

Date	Opponent	Home	Road	Total	Scoring	Rebounds	Assists
DECEMBER RECORD:		3-1 (HOME: 3-0, ROAD: 0-1)					
12/26	MEMPHIS W 95- 82	1-0	0-0	1-0	Ginobili-24	Splitter-8	Parker-7
12/28	L.A. CLIPPERS W115-90	2-0	0-0	2-0	Ginobili-24	Duncan-8	Parker-9
						Leonard-8	
12/29	@Houston L 85-105	2-0	0-1	2-1	Blair-22	Blair-12	Splitter-3
12/31	UTAH W104- 89	3-0	0-1	3-1	Ginobili-23	Blair-10	Parker-8
JANUARY RECORD:		10-8 (HOME: 7-1, ROAD: 3-7)					
1/2	@Minnesota L 96-106	3-0	0-2	3-2	Duncan-16	Bonner-6	Parker-9
					Jefferson-16		
1/4	GOLDEN STATE W101-95	4-0	0-2	4-2	Parker-21	Duncan-11	Ford-8
							Parker-8
1/5	DALLAS W 93- 71	5-0	0-2	5-2	Bonner-17	Jefferson-7	Parker-8
1/7	DENVER W121-117	6-0	0-2	6-2	Green-24	Blair-10	Ford-7
1/8	@Oklahoma Cit L 96-108	6-0	0-3	6-3	Neal-18	Leonard-10	Parker-7
1/10	@Milwaukee L103-106	6-0	0-4	6-4	Parker-22	Duncan-8	Parker-8
1/11	HOUSTON W101-95(OT)	7-0	0-4	7-4	Parker-28	Duncan-11	Parker-8
1/13	PORTLAND W 99- 83	8-0	0-4	8-4	Parker-20	Blair-11	Parker-9
1/15	PHOENIX W102- 91	9-0	0-4	9-4	Duncan-24	Duncan-7	Parker-9
1/17	@Miami L 98-120	9-0	0-5	9-5	Green-20	Duncan-7	Jefferson-5
1/18	@Orlando W 85- 83(OT)	9-0	1-5	10-5	Parker-25	Duncan-10	Parker-9
1/20	SACRAMENTO L 86-88	9-1	1-5	10-6	Parker-24	Duncan-7	Parker-6
1/21	@Houston L102-105	9-1	1-6	10-7	Splitter-25	Leonard-11	Parker-23
1/23	@New Orleans W104-102	9-1	2-6	11-7	Duncan-28	Duncan-7	Parker-17 9
1/25	ATLANTA W105-83	10-1	2-6	12-7	Bonner-17	Duncan-11	Parker-7
					Blair-17		
1/27	@Minnesota L 79- 87	10-1	2-7	12-8	Parker-20	Duncan-10	Duncan-4
1/29	@Dallas L100-101(OT)	10-1	2-8	12-9	Neal-19	Blair-9	Neal-7
1/30	@Memphis W 83- 73	10-1	3-8	13-9	Bonner-15	Leonard-10	Parker-12
FEBRUARY RECORD:		10-1 (HOME: 3-0, ROAD: 7-1)					
2/1	HOUSTON W 99- 91	11-1	3-8	14-9	Duncan-25	Bonner-10	Green-4
							Parker-4
2/2	NEW ORLEANS W 93- 81	12-1	3-8	15-9	Duncan-19	Duncan-9	Parker-7
2/4	OKLA CITY W107- 96	13-1	3-8	16-9	Parker-42	Duncan-15	Parker-9
2/6	@Memphis W 89- 84	13-1	4-8	17-9	Parker-21	Duncan-17	Parker-7
2/8	@Philadelphia W100- 90	13-1	5-8	18-9	Parker-37	Duncan-11	Parker-8
2/11	@New Jersey W103- 89	13-1	6-8	19-9	Neal-18	Duncan-10	Duncan-5
							Parker-5
2/14	@Detroit W 99- 95	13-1	7-8	20-9	Duncan-18	Duncan-13	Ginobili-7
							Parker-7
2/15	@Toronto W113-106	13-1	8-8	21-9	Parker-34	Green-7	Parker-14
2/18	@L.A.C. W103-101(OT)	13-1	9-8	22-9	Parker-30	Duncan-17	Parker-10 7
2/20	@Utah W106-102	13-1	10-8	23-9	Parker-23	Leonard-8	Parker-11
2/21	@Portland L 97-137	13-1	10-9	23-10	Leonard-24	Leonard-10	Joseph-3
							Jefferson-3
2/23	@Denver W114- 99	13-1	11-9	24-10	Blair-28	Blair-12	Parker-12
2/29	CHICAGO L 89- 96	13-2	11-9	24-11	Neal-21	Duncan-10	Parker-9
MARCH RECORD:		12-3 (HOME: 8-2, ROAD: 4-1)					
3/2	CHARLOTTE W102- 72	14-2	11-9	25-11	Parker-15	Blair-11	Parker-4
3/4	DENVER L 94- 99	14-3	11-9	25-12	Parker-25	Duncan-9	Parker-7
3/7	NEW YORK W118-105	15-3	11-9	26-12	Parker-32	Duncan-8	Ginobili-6
							Parker-6
3/9	L.A. CLIPPERS L108-120	15-4	11-9	26-13	Ginobili-22	Bonner-6	Ginobili-6
						Leonard-6	
3/12	WASHINGTON W112- 97	16-4	11-9	27-13	Parker-31	Blair-12	Ginobili-7
							Parker-7
3/14	ORLANDO W122-111	17-4	11-9	28-13	Parker-31	Duncan-13	Parker-12
3/16	@Oklahoma Cit W114-105	17-4	12-9	29-13	Parker-25	Duncan-19	Parker-7
3/17	@Dallas L 99-106	17-4	12-10	29-14	Green-17	Splitter-6	Parker-11
					Duncan-17		
3/21	MINNESOTA W116-100	18-4	12-10	30-14	Duncan-21	Duncan-15	Ginobili-8
3/23	DALLAS W104- 87	19-4	12-10	31-14	Green-18	Duncan-12	Ginobili-7 1
3/24	@New Orleans W 89- 86	19-4	13-10	32-14	Blair-23	Tied with-7	Parker-10
3/25	PHILADELPHIA W 93- 76	20-4	13-10	33-14	Parker-21	Leonard-10	Parker-7
3/27	@Phoenix W107-100	20-4	14-10	34-14	Duncan-26	Duncan-11	Parker-7
3/28	@Sacramento W117-112	20-4	15-10	35-14	Ginobili-20	Leonard-9	Parker-10
3/31	INDIANA W112-103	21-4	15-10	36-14	Duncan-23	Duncan-11	Ginobili-5
							Parker-5
APRIL RECORD:		14-2 (HOME: 7-1, ROAD: 7-1)					
4/3	@Cleveland W125- 90	21-4	16-10	37-14	Mills-20	Duncan-8	Diaw-9
4/4	@Boston W 87- 86	21-4	17-10	38-14	Green-14	Duncan-16	Neal-4
4/6	NEW ORLEANS W128-103	22-4	17-10	39-14	Duncan-19	Jackson-7	Parker-6
4/8	UTAH W114-104	23-4	17-10	40-14	Parker-28	Duncan-16	Green-5
4/9	@Utah L 84- 91	23-4	17-11	40-15	Splitter-14	Blair-8	Neal-5
					Neal-14		
4/11	L.A. LAKERS L 84- 98	23-5	17-11	40-16	Green-22	Jackson-5	Parker-8
						Leonard-5	
4/12	MEMPHIS W107- 97	24-5	17-11	41-16	Duncan-28	Duncan-12	Parker-9
4/14	PHOENIX W105- 91	25-5	17-11	42-16	Duncan-19	Duncan-11	Parker-5
4/16	@Golden State W120- 99	25-5	18-11	43-16	Neal-17	Diaw-9	Parker-5
							Neal-5
4/17	@L.A. Lakers W112- 91	25-5	19-11	44-16	Parker-29	Duncan-8	Parker-13
						Bonner-8	
4/18	@Sacramento W127-102	25-5	20-11	45-16	Splitter-17	Splitter-7	Parker-8
					Neal-17		
4/20	L.A. LAKERS W121- 97	26-5	20-11	46-16	Duncan-21	Duncan-8	Parker-10
4/22	CLEVELAND W114- 98	27-5	20-11	47-16	Ginobili-20	Tied with-7	Parker-9
4/23	PORTLAND W124- 89	28-5	20-11	48-16	Duncan-18	Duncan-8	Diaw-6
					Green-18		Parker-6

2012-13 RECAP



TIM DUNCAN

RECORD

58-24, First in Southwest Division

HONORS

Tim Duncan, First Team All-NBA
 Tony Parker, Second Team All-NBA
 Tim Duncan, Second Team All-Defensive
 Tim Duncan, NBA All-Star
 Tony Parker, NBA All-Star

PLAYOFFS

Defeated L.A. Lakers, First Round, 4-0
 Defeated Golden St., Western Conference Semifinals, 4-2
 Defeated Memphis, Western Conference Finals, 4-0
 Lost to Miami Heat, NBA Finals, 3-4

SPURS LEADERS

Scoring: Tony Parker 20.3 ppg
 Rebounding: Tim Duncan 9.9 rpg
 Assists: Tony Parker 7.6 apg

Head Coach: Gregg Popovich
 Assistant Coaches: Mike Budenholzer, Brett Brown, Ime Udoka, Chip Engelland, Chad Forcier

2012-13 SEASON NOTES

- The Spurs extended their NBA-record of 50-or-more wins to 14 consecutive seasons with a 92-91 victory vs. Dallas on 3/13.
- San Antonio won its 21st road game of the season at Sacramento on Feb. 19, giving the Silver and Black 16 consecutive-seasons with a winning road record.
- Tim Duncan had one of the best seasons for a post player at 36 years old. The Big Fundamental averaged 17.8 points, his highest since 2009-10 when he averaged 16.6 and averaged 9.9 rebounds, which was his highest since 2009-10 when he pulled down 10.1 per game.
- Spurs Head Coach Gregg Popovich became the 12th coach in NBA history to reach the 900-win plateau with a 104-97 victory vs. Utah on March 22. He is also the second coach (Jerry Sloan, Utah - 1,127) in NBA history to win 900 games with one franchise.
- Tim Duncan supplanted Charles Barkley into 22nd on the NBA's all-time scoring list at L.A. Lakers on 4/14. He surpassed Shaquille O'Neal into 13th on the NBA's all-time career rebounding list vs. Utah on 3/22/13. The Big Fundamental surpassed Robert Parish into 23rd on the NBA's all-time scoring list at Golden State on 2/22/13. The former Demon Deacon surpassed Tree Rollins into eighth on the NBA's all-time blocked shots list vs. Houston on 12/28/12.
- Tony Parker was the only player in the NBA to average at least 20.0 points and 7.0 assists while shooting over 50.0 percent from the field and 80.0 percent from the free throw line. He led all guards in the NBA in shooting percentage.

-----				-FIELD GOALS-			-3-POINT FG--			-FREE THROWS-			--REBOUNDS--										
PLAYER	G	GS	MIN	FG	FGA	PCT	FG	FGA	PCT	FT	FTA	PCT	OFF	DEF	TOT	AST	PF	DQ	STL	TO	BLK	PTS	AVG
Parker	66	66	2174	519	995	.522	24	68	.353	279	330	.845	18	180	198	499	92	0	54	170	6	1341	20.3
Duncan	69	69	2078	490	976	.502	2	7	.286	245	300	.817	124	562	686	184	117	0	50	147	183	1227	17.8
Leonard	58	57	1810	260	526	.494	65	174	.374	104	126	.825	63	283	346	93	99	0	97	62	32	689	11.9
Ginobili	60	0	1393	229	539	.425	83	235	.353	164	206	.796	30	171	201	274	114	0	80	132	13	705	11.8
Green	80	80	2201	297	663	.448	177	413	.429	67	79	.848	36	208	244	141	124	0	92	94	54	838	10.5
Splitter	81	58	1997	315	563	.560	0	2	.000	208	285	.730	144	371	515	130	161	2	63	100	64	838	10.3
Neal	68	17	1484	246	597	.412	89	251	.355	64	74	.865	13	130	143	129	93	0	30	69	2	645	9.5
Jackson	55	6	1075	123	330	.373	46	170	.271	49	70	.700	22	133	155	80	89	0	37	77	14	341	6.2
Diaw	75	20	1709	179	332	.539	30	78	.385	47	65	.723	66	188	254	180	143	0	52	84	27	435	5.8
Blair	61	16	851	142	271	.524	0	1	.000	44	70	.629	66	164	230	45	112	0	37	49	10	328	5.4
Mills	58	2	656	113	241	.469	52	130	.400	16	19	.842	9	41	50	62	55	0	26	39	4	294	5.1
Joseph	28	9	388	51	110	.464	6	21	.286	18	21	.857	12	40	52	53	25	1	15	21	4	126	4.5
Bonner	68	4	909	112	230	.487	53	120	.442	11	15	.733	25	104	129	36	86	0	17	16	19	288	4.2
De Colo	72	6	920	105	241	.436	31	82	.378	35	44	.795	23	115	138	138	87	0	41	81	6	276	3.8
Anderson	10	0	94	11	25	.440	5	11	.455	7	9	.778	3	11	14	9	7	0	3	7	2	34	3.4
Baynes	16	0	141	18	36	.500	0	1	.000	7	12	.583	12	20	32	5	23	0	1	11	6	43	2.7
SPURS	82	-	19880	3210	6675	.481	663	1764	.376	1365	1725	.791	666	2721	3387	2058	1427	3	695	1206	446	8448	103.0
OPPONENTS	82	-	19880	3079	6960	.442	519	1471	.353	1246	1639	.760	912	2577	3489	1756	1565	2	675	1221	405	7923	96.6

58-24 (FIRST IN SOUTHWEST DIVISION)

Date	Opponent	Team/Opp	Home	Road	Total	High Scoring	High Rebounds	High Assists	Opponent Scoring	Atten.
Oct 31	@New Orleans	W 99- 95	0-0	1-0	1-0	Duncan-24		Diaw-6	Davis-21	15,358
Nov 7	OKLAHOMA CITY	W 86- 84	1-0	1-0	2-0	Duncan-8	Duncan-8	Parker-6	Durant-23	18,581
Nov 13	UTAH	W110-100	2-0	1-0	3-0	Parker-24	Duncan-11	Parker-10	Mo Williams-29	18,581
Nov 15	INDIANA	W101- 79	3-0	1-0	4-0	Neal-17	Duncan-11	Ginobili-7	Hill-15	17,158
Nov 7	@L.A. Clipper	L 84-106	3-0	1-1	4-1	Green-12	Blair-7	Parker-6	Griffin-22	19,060
Nov 9	@Sacramento	W 97- 86	3-0	2-1	5-1	Duncan-23	Duncan-12	Parker-6	Thornton-17	13,505
Nov 10	@Portland	W112-109	3-0	3-1	6-1	Neal-27	Duncan-9	Ginobili-4	Batum-33	20,447
Nov 13	@L.A. Lakers	W 84- 82	3-0	4-1	7-1	Parker-19	Duncan-9	Miller-4	Bryant-28	18,997
Nov 15	NEW YORK	L100-104	3-1	4-1	7-2	Parker-19	Duncan-14	Parker-12	Felton-25	18,581
Nov 17	DENVER	W126-100	4-1	4-1	8-2	Ginobili-11-20	Jackson-9	Parker-6	Gallinari-15	18,581
Nov 19	L.A. CLIPPERS	L 87- 92	4-2	4-1	8-3	Duncan-25	Duncan-14	Parker-6	Pau-19	17,920
Nov 21	@Boston	W112-100	4-2	5-1	9-3	Parker-26	Duncan-15	Parker-6	Rondo-22	18,624
Nov 23	@Indiana	W104- 97	4-2	6-1	10-3	Parker-33	Duncan-17	Parker-10	West-22	17,082
Nov 25	@Toronto	W111-106 (OT)	4-2	7-1	11-3	Parker-32	Green-9	Duncan-6	DeRozan-29	19,800
Nov 26	@Washington	W118- 92	4-2	8-1	12-3	Diaw-16	Splitter-12	Splitter-7	Crawford-19	13,879
Nov 28	@Orlando	W110- 89	4-2	9-1	13-1	Ginobili-11-20	Blair-7	Splitter-7	Afflalo-16	17,271
Nov 29	@Miami	L100-105	4-2	9-2	13-4	Neal-20	Bonner-10	Neal-7	James-23	19,703
Dec 1	MEMPHIS	W 99- 95 (OT)	5-2	9-2	14-4	Parker-30	Duncan-15	Ginobili-6	Gasol-20	18,581
Dec 5	MILWAUKEE	W110- 99	6-2	9-2	15-4	Parker-22	Bonner-12	Parker-10	Ellis-21	18,349
Dec 7	HOUSTON	W114- 92	7-2	9-2	16-4	Parker-17	Duncan-12	Parker-7	Harden-29	18,581
Dec 8	@Charlotte	W132-102	7-2	10-2	17-4	Green-23	De Colo-8	Parker-9	Walker-23	17,321
Dec 10	@Houston	W134-126 (OT)	7-2	11-2	18-4	Neal-29	Duncan-13	Parker-12	Lin-38	13,959
Dec 12	@Utah	L 96- 99	7-2	11-3	18-5	Duncan-22	Duncan-21	Parker-7	Millap-24	18,710
Dec 13	@Portland	L 90- 98	7-2	11-4	18-6	Parker-21	Splitter-7	Ginobili-7	Lillard-29	19,118
Dec 15	BOSTON	W103- 88	8-2	11-4	19-6	Parker-22	Duncan-12	Parker-8	Pierce-18	18,759
Dec 17	@Klahoma Cit	L 93-107	8-2	11-5	19-7	De Colo-14	Blair-6	Parker-7	Terry-18	18,203
Dec 18	@Denver	L106-112	8-2	11-6	19-8	Duncan-31	Duncan-18	Duncan-6	Gallinari-28	17,092
Dec 21	NEW ORLEANS	W 99- 94	9-2	11-6	20-8	Parker-25	Duncan-10	Ginobili-7	Davis-18	17,943
Dec 23	DALLAS	W102- 91	10-2	11-6	21-8	Green-25	Duncan-11	Ginobili-9	Collison-15	18,581
Dec 26	TORONTO	W100- 80	11-2	11-6	22-8	Duncan-15	Leonard-10	Parker-7	Johnson-12	18,581
Dec 28	HOUSTON	W122-116	12-2	11-6	23-8	Parker-31	Splitter-6	Parker-10	Harden-33	18,581
Dec 30	@Dallas	W111- 86	12-2	12-6	24-8	Parker-21	Duncan-10	Parker-9	Collison-18	19,928
Dec 31	BROOKLYN	W104- 73	13-2	12-7	25-9	Diaw-5	Parker-20	Parker-6	Brooks-16	18,581
Jan 2	@Milwaukee	W117-110	13-2	13-6	26-8	Duncan-28	Duncan-13	Parker-11	Jennings-31	15,084
Jan 3	@New York	L 83-100	13-2	13-7	26-9	Neal-12	Duncan-6	Parker-6	Anthony-23	19,033
Jan 5	PHILADELPHIA	W109- 86	14-2	13-7	27-9	Parker-20	Splitter-8	Parker-6	Hawes-22	18,581
Jan 7	@New Orleans	L 88- 95	14-2	13-8	27-10	Ginobili-21	Duncan-8	Ginobili-4	Gordon-24	11,599
Jan 9	L.A. LAKERS	W108-105	15-2	13-8	28-10	Parker-24	Splitter-14	Parker-6	Bryant-27	18,581
Jan 11	@Memphis	L 98-101 (OT)	15-2	13-9	28-11	Parker-30	Duncan-15	Ginobili-5	Gay-23	17,685
Jan 13	MINNESOTA	W106- 88	16-2	13-9	29-11	Parker-20	Duncan-9	Parker-6	Barea-15	18,144
Jan 16	MEMPHIS	W103- 82	17-2	13-9	30-11	Duncan-19	Splitter-9	Parker-11	Gay-17	18,581
Jan 18	GOLDEN STATE	W 95- 88	18-2	13-9	31-11	Parker-25	Duncan-10	Parker-8	Lee-22	18,581
Jan 19	@Atlanta	W 98- 93	18-2	14-9	32-11	Parker-23	Blair-7	Parker-12	Smith-21	18,255
Jan 21	@Philadelphia	W 90- 85	18-2	15-9	33-11	Duncan-24	Green-7	Parker-8	Turner-18	15,346
Jan 23	NEW ORLEANS	W106-102	19-2	15-9	34-11	Splitter-25	Duncan-7	Parker-13	Gordon-17	17,511
Jan 25	@Dallas	W113-107	19-2	16-9	35-11	Parker-23	Splitter-12	Parker-10	Beaubois-19	19,884
Jan 26	PHOENIX	L108- 99	20-2	16-9	36-11	Parker-31	Splitter-8	Parker-7	Beasley-25	18,581
Jan 30	CHARLOTTE	W102- 78	21-2	16-9	37-11	Parker-22	Baynes-9	Parker-7	Sessions-20	18,581
Feb 2	WASHINGTON	W 96- 86	22-2	16-9	38-11	Parker-19	Leonard-11	Parker-12	Wall-21	18,581
Feb 6	@Minnesota	W104- 94	22-2	17-9	39-11	Parker-31	Leonard-10	Parker-8	Pekovic-21	15,224
Feb 8	@Detroit	L109-119	22-2	17-10	39-12	Parker-31	Blair-10	Parker-8	Monroe-26	16,267
Feb 10	@Brooklyn	W111- 86	22-2	18-10	40-12	Parker-29	Splitter-9	Parker-11	J. Johnson-19	17,014
Feb 11	@Chicago	W103- 89	22-2	19-10	41-12	Leonard-26	Green-22	De Colo-7	Rayson-20	21,855
Feb 13	@Cleveland	W 96- 95	22-2	20-10	42-12	Parker-34	Leonard-10	Parker-7	Waivers-20	12,162
Feb 19	@Sacramento	W108-102	22-2	21-10	43-12	Parker-20	Duncan-14	Parker-11	Thomas-22	14,940
Feb 21	@L.A. Clipper	W116- 90	22-2	22-10	44-12	Parker-31	Duncan-5	Green-7	Barnes-18	19,343
Feb 22	@Golden State	L101-107 (OT)	22-2	22-11	44-13	Green-20	Duncan-13	Duncan-3	Jack-30	19,596
Feb 24	@Phoenix	W 97- 87	22-2	23-11	45-13	Leonard-16	Leonard-9	Parker-8	Gortat-21	14,923
Feb 27	PHOENIX	L101-105 (OT)	22-2	23-11	45-14	Parker-22	Duncan-11	Ginobili-8	O'Neal-22	17,573
Mar 1	SACRAMENTO	W130-102	23-3	23-11	46-14	Blair-16	Splitter-11	Ginobili-15	Thornton-25	18,581
Mar 3	DETROIT	W114- 75	24-3	23-11	47-14	Ginobili-17	Duncan-6	Monroe-16	Beasley-25	18,581
Mar 6	CHICAGO	W101- 83	25-3	23-11	48-14	Duncan-18	Duncan-10	Jackson-6	Belinelli-21	18,581
Mar 8	PORTLAND	L106-136	25-4	23-11	48-15	Duncan-18	Splitter-10	Ginobili-9	Lillard-35	18,581
Mar 11	OKLAHOMA CITY	W105- 93	26-4	23-11	49-15	Splitter-21	Duncan-8	Tied with-3	Durant-26	18,581
Mar 12	@Minnesota	L 83-107	26-4	23-12	49-16	Joseph-15	Splitter-11	Miller-6	Rubio-21	14,219
Mar 14	DALLAS	W 92- 91	27-4	23-12	50-16	Parker-28	Duncan-19	Ginobili-9	Nowitzki-21	18,581
Mar 16	CLEVELAND	W119-113	28-4	23-12	51-16	Duncan-30	Leonard-13	Ginobili-10	Ellington-21	18,581
Mar 20	GOLDEN STATE	W104- 93	29-4	23-12	52-16	Duncan-25	Duncan-13	Ginobili-7	Curry-24	17,751
Mar 22	UTAH	W104- 97 (OT)	30-4	23-12	53-16	Parker-22	Duncan-16	Duncan-5	Mo Williams-23	18,581
Mar 24	@Houston	L 95- 96	30-4	23-13	53-17	Parker-23	Duncan-7	Parker-7	Harden-29	18,245
Mar 27	DENVER	W100- 99	31-4	23-13	54-17	Duncan-23	Duncan-14	Parker-11	McGee-21	18,581
Mar 29	L.A. CLIPPERS	W104-102	31-4	23-13	55-17	Duncan-34	Duncan-11	Parker-8	Griffin-18	18,581
Mar 31	MIAMI	L 86- 88	32-5	23-13	55-18	Duncan-17	Duncan-12	Parker-8	Boeh-23	18,581
Apr 1	@Memphis	L 90- 92	32-5	23-14	55-19	Parker-25	Splitter-11	Blair-4	Conley-23	16,642
Apr 3	ORLANDO	W 98- 84	33-5	23-14	56-19	Green-20	Splitter-9	De Colo-6	Harkless-18	18,581
Apr 4	@Klahoma Cit	L 88-100	33-5	23-15	56-20	Duncan-24	Leonard-14	Leonard-6	Westbrook-27	18,203
Apr 6	ATLANTA	W 99- 97	34-5	23-15	57-20	Duncan-31	Duncan-14	Leonard-4	Jenkins-23	18,581
Apr 10	@Denver	L 86- 96	34-5	23-16	57-21	Duncan-17	Leonard-11	Tied with-4	Chandler-29	16,651
Apr 12	SACRAMENTO	W108-101	35-5	23-16	58-21	Parker-22	Splitter-12	Parker-10	Cousins-19	18,581
Apr 14	@L.A. Lakers	L 86- 91	35-5	23-17	58-22	Duncan-23	Duncan-10	Parker-8	Howard-26	18,997
Apr 15	@Golden State	L106-116	35-5	23-18	58-23	Neal-25	Splitter-7	De Colo-9	Curry-35	19,596
Apr 17	MINNESOTA	L 95-108	35-6	23-18	58-24	Duncan-17	Duncan-14	Parker-8	Williams-21	18,581

2013-14 RECAP



TONY PARKER

RECORD

60-22, First in Southwest Division

HONORS

Tony Parker, Second Team All-NBA

Kawhi Leonard, Second Team

All-Defensive

Tony Parker, NBA All-Star

Gregg Popovich, Coach of the Year

R.C. Buford, Executive of the Year

PLAYOFFS

Defeated Dallas, First Round, 4-3

Defeated Portland, Western Conference Semifinals, 4-1

Defeated Oklahoma City, Western Conference Finals, 4-2

Defeated Miami, NBA Finals, 4-1

SPURS LEADERS

Scoring: Tony Parker 16.7 ppg

Rebounding: Tim Duncan 9.7 rpg

Assists: Tony Parker 5.7 apg

Head Coach: Gregg Popovich

Assistant Coaches: Jim Boylen, Ime Udoka, Sean Marks,

Chip Engelland, Chad Forcier

2013-14 SEASON NOTES

• The Spurs finished with the best overall record in the NBA and clinched the number one overall seed for the 2014 NBA Playoffs en route to winning the 2014 NBA Championship. Kawhi Leonard became the third-youngest NBA Finals MVP in league history and San Antonio captured its fifth title in franchise history.

• The Silver and Black extended their NBA-record streak of 50-win seasons to 15. Additionally, the Spurs eclipsed the 55-win mark for the 17th time in franchise history, trailing only the Los Angeles Lakers (20) for such seasons in NBA history. Finally, the Spurs ascended past the 60-win mark for the fourth time since Tim Duncan joined the Spurs in 1997-98, most in the NBA over that span. With a 32-9 record in home games and an NBA-best and franchise-best 30-11 ledger in away games, the San Antonio Spurs were the only team in the NBA to finish above .750 in both home and road games.

• San Antonio won 19 consecutive games (2/26 - 4/2), marking its longest win streak in franchise history and is tied for the fifth longest streak in NBA history. San Antonio joins only six other teams in NBA history to have a winning streak of 19 games or more. The 16.8 point differential average the Spurs posted during the streak was the second-highest point differential average of any streak 19 games or more in NBA history.

• The Spurs finished with an NBA-best 30-11 road record (five more than second most road wins), marking the best away ledger in franchise history and only the 13th time in NBA history a team has won 30 road games in a season.

• No player on the San Antonio Spurs roster averaged 30 minutes (Tony Parker 29.4 minutes = highest), marking the first time in league history no player on an NBA team averaged at least 30 minutes in a season. Additionally, the Spurs deployed 30 different lineups, second only to the Los Angeles Lakers, while featuring 17 different starters.

• San Antonio's reserves averaged an NBA-best 45.1 points per game, marking the Spurs' highest bench average in franchise history. Additionally, the 45.1 average is the fourth highest average in NBA history (NBA started tracking the stat in 1970-71), while also totaling the fourth-most points by a bench in a single season with 3,698. The Spurs bench also led the NBA in assists (11.1) and point differential (+3.8).

• The Silver and Black finished the season ranked first in assists (25.2) and in three-point field goal percentage (.397), second in field goal percentage (.486) and fourth in free throw percentage (.785).

PLAYER	--FIELD GOALS--										--3-POINT FG--		--FREE THROWS--			--RECORDS--											
	G	GS	MIN	FG	PCT	FGA	PCT	FT	PCT	FTA	PCT	OFF	DEF	TOT	AST	PF	DQ	STL	TO	BLK	PTS	AVG					
Parker	68	68	1997	456	914	.499	25	67	.373	197	243	.811	17	138	155	388	86	0	36	151	9	1134	16.7				
Duncan	74	74	2158	444	906	.490	0	5	.000	231	316	.731	158	563	721	220	134	2	43	159	139	1119	15.1				
Leonard	66	65	1923	337	645	.522	69	182	.379	101	126	.802	76	336	412	133	127	0	114	80	50	844	12.8				
Ginobili	38	38	1550	294	627	.469	90	258	.349	160	188	.851	30	172	202	293	128	0	70	139	17	838	12.3				
Belinelli	80	25	2016	337	695	.485	126	293	.430	111	131	.847	18	208	226	179	130	0	50	95	7	911	11.4				
Mills	81	2	1527	309	666	.464	135	318	.425	73	82	.890	34	135	169	149	114	0	68	63	9	826	10.2				
Green	68	59	1651	218	505	.432	132	318	.415	50	63	.794	25	204	229	104	107	0	65	76	61	618	9.1				
Diaw	79	24	1974	302	580	.521	45	112	.402	68	92	.739	74	252	326	222	140	0	44	121	32	717	9.1				
Splitter	59	50	1271	181	346	.523	0	3	.000	121	173	.699	123	240	363	90	117	0	29	75	31	483	8.2				
Joseph	68	19	936	126	265	.475	12	38	.316	79	96	.823	32	75	107	114	84	0	35	43	14	343	5.0				
De Colo	26	3	301	42	93	.452	10	31	.323	18	22	.818	6	39	45	32	25	0	15	21	3	112	4.3				
Ayres	73	10	952	101	174	.580	0	0	---	38	55	.691	89	169	258	60	146	0	13	63	25	240	3.3				
Bonner	61	0	690	73	164	.445	42	98	.429	9	12	.750	16	114	130	31	49	0	15	16	11	197	3.2				
Baynes	53	4	491	71	163	.436	0	0	---	19	21	.905	57	88	145	34	77	1	2	36	5	161	3.0				
Daye (TOT)	22	1	148	24	68	.353	12	37	.324	6	10	.600	5	22	27	8	18	0	4	5	4	66	3.0				
Daye (SA)	14	1	115	21	55	.382	12	29	.414	4	7	.571	3	17	20	6	14	0	4	5	4	58	4.1				
Brown	10	1	103	8	28	.286	0	2	.000	7	9	.778	1	12	13	5	12	0	1	8	0	23	2.3				
Thomas	1	0	15	1	4	.250	0	0	---	0	2	.000	1	8	9	0	0	0	0	1	2	2	2.0				
Jeffers	4	1	34	3	5	.600	0	1	.000	1	2	.500	1	5	6	1	2	0	0	0	0	7	1.8				
James	5	1	50	2	9	.222	0	2	.000	2	2	1.000	1	11	12	3	3	0	0	1	1	6	1.2				
SPURS	82	-	19755	3326	6844	.486	698	1757	.397	1289	1642	.785	762	2786	3548	2064	1495	3	604	1180	420	8639	105.4				
OPPONENTS	82	-	19755	3096	6976	.444	529	1500	.353	1285	1691	.760	862	2600	3462	1669	1585	4	628	1137	378	8006	97.6				

PLAYER	-- SINGLE-GAME HIGHS --										-- AVERAGE PER GAME --										-- CAREER HIGHS (C=SET, T=TIED THIS SEASON) --									
	MIN	REB	AST	ST	TO	BLK	PTS	FG	PCT	FT	PCT	FGA	PCT	FTA	PCT	OFF	DEF	TOT	AST	PF	DQ	STL	TO	BLK	PTS	FG	PCT	FT	PCT	FTA
Parker	40	6	10	2	6	2	37	29.4	2.3	5.7	0.53	2.2	0.13	16.7	22	36	14	17	12	17	55									
Duncan	40	21	8	3	6	6	31	29.2	9.7	3.0	0.58	2.1	1.88	15.1	19	34	17	24	27	11	53									
Leonard	38	16	6	5	4	4	26	29.1	6.2	2.0	0.73	1.2	0.76	12.8	12C	18T	8	10	16C	6T	26T									
Ginobili	33	9	12	4	5	2	29	22.8	3.0	4.3	1.03	2.0	0.25	12.3	16	27	18	19	15	15	48									
Belinelli	38	11	8	4	4	2	32	25.2	2.8	2.2	0.63	1.2	0.09	11.4	12C	22T	11	12	11C	8C	32C									
Mills	36	10	7	4	3	2	32	18.9	2.1	1.8	0.84	0.8	0.11	10.2	14	26C	8C	9C	10C	12	34									
Green	46	10	5	5	4	3	33	24.3	3.4	1.5	0.96	1.1	0.30	9.1	12C	19	7	9	10C	7	33C									
Diaw	38	11	7	3	5	2	32	25.0	4.1	2.8	0.56	1.5	0.41	9.1	15	24	10	10	16	16	31									
Splitter	35	14	7	2	5	3	32	21.5	6.2	1.5	0.49	1.3	0.53	8.2	11	13T	9	12T	14T	7T	26									
Joseph	37	7	9	4	2	18	13.8	1.6	1.7	0.51	0.6	0.21	5.0	5T	13	7C	8C	7C	9C	18C										
De Colo	28	6	4	2	3	1	15	11.6	1.7	1.2	0.58	0.8	0.12	4.3	6	12	5	6	8	9	15T									
Ayres	29	10	4	3	4	2	13	13.0	3.5	0.8	0.18	0.9	0.34	3.3	11	15	4	4T	14	4T	23									
Bonner	26	10	4	3	2	2	14	11.3	2.1	0.5	0.25	0.3	0.18	3.2	10	17	7	8	17	5	28									
Baynes	22	2	1	1	1	6	10.1	2.4	0.6	0.00	0.2	0.20	1.2	5	10	5	6	14	3	15										
Daye (TOT)	29	6	1	2	1	2	22	8.2	1.4	0.4	0.18	0.2	0.18	3.0	10	18	6	8	11	5	28									
Daye (SA)	29	6	1	2	1	2	22	8.2	1.4	0.4	0.29	0.4	0.29	4.1																
Brown	20	4	2	1	2	0	5	10.3	1.3	0.5	0.10	0.8	0.00	2.3	11	24	10	12	11	7	32									
Thomas	15	9	0	0	1	2	2	14.7	9.0	0.0	0.00	1.0	2.00	2.0	4	6	2	2T	9C	2	9									
Jeffers	15	2	1	0	0	0	5	8.4	1.5	0.3	0.00	0.0	0.00	1.8	6	9	7	12	11	4	15									
James	29	9	2	0	1	1	6	10.1	2.4	0.6	0.00	0.2	0.20	1.2	5	10	5	6	14	3	15									
SPURS	290	64	39	14	22	12	133	240.9	43.3	25.2	7.37	14.4	5.12	105.4	68	127	45	57	75	50	171									
OPPONENTS	290	55	29	16	24	11	118	240.9	42.2	20.4	7.66	13.9	4.61	97.6	68	120	46	58	77	51	166									

60-22 (FIRST IN SOUTHWEST DIVISION)

Date	Opponent	Team/Opp	Home	Road	Total	High Scoring	High Rebounds	High Assists	Opponent Scoring	Atten.
Oct 30	MEMPHIS	W101-94	1-0	0-0	1-0	Leonard-14	Splitter-8	Parker-9	Allen-15	18,581
Nov 1	L.A. Lakers	W 91- 85	1-0	1-0	2-0	Parker-24	Splitter-14	Parker-6	Gasol-20	18,997
Nov 2	Portland	L105-115	1-0	1-1	2-1	Duncan-24	Parker-7	Parker-9	Lillard-25	20,028
Nov 5	Denver	W102-94	1-0	2-1	3-1	Parker-24	Splitter-8	Duncan-8	Lawson-20	15,721
Nov 6	PHOENIX	W 99- 96	2-0	2-1	4-1	Parker-20	Splitter-7	Parker-6	Mark Morris-23	17,870
Nov 8	GOLDEN STATE	W 76- 74	3-0	2-1	5-1	Parker-18	Splitter-8	Duncan-5	Douglas-21	18,581
Nov 10	New York	W120- 89	3-0	3-1	6-1	Green-24	Green-10	Parker-6	Anthony-16	19,812
Nov 11	Philadelphia	W109- 85	4-0	4-1	7-1	Green-18	Duncan-10	Parker-9	Bargnani-16	12,424
Nov 13	WASHINGTON	W 92- 79	4-0	4-1	8-1	Parker-16	Splitter-9	Belinelli-8	Webster-21	18,581
Nov 15	Utah	W 91- 82	4-0	5-1	9-1	Parker-22	Leonard-9	Parker-6	Favors-20	17,530
						Belinelli-9	Duncan-9			
Nov 20	BOSTON	W104- 93	5-0	5-1	10-1	Parker-19	Splitter-10	Ginobili-7	Sullinger-19	18,581
									Green-19	
Nov 22	Memphis	W102- 86	5-0	6-1	11-1	Parker-20	Leonard-9	Ginobili-7	Conley-28	17,109
Nov 23	CLEVELAND	W126- 96	6-0	6-1	12-1	Green-17	Duncan-6	Parker-7	Bynum-16	18,581
Nov 25	NEW ORLEANS	W112- 93	7-0	6-1	13-1	Ginobili-16	Leonard-11	Parker-7	Anderson-17	18,323
Nov 27	Oklahoma City	L 88- 94	7-0	6-2	13-2	Parker-16	Leonard-10	Parker-7	Durant-24	18,203
Nov 29	Orlando	W109- 91	7-0	7-2	14-2	Duncan-19	Duncan-9	Ginobili-5	Affalo-17	15,159
Nov 30	HOUSTON	L106-112	7-1	7-2	14-3	Parker-27	Duncan-8	Ginobili-11	Harden-31	18,581
Dec 2	ATLANTA	W102-100	8-1	7-2	15-3	Duncan-23	Duncan-21	Parker-7	Teague-19	17,318
Dec 7	INDIANA	L100-111	8-2	7-2	15-4	Leonard-18	Duncan-6	Mills-6	George-28	18,581
Dec 10	Toronto	W116-103	8-2	8-2	16-4	Ginobili-16	Leonard-7	Ginobili-9	Johnson-19	17,702
Dec 11	Milwaukee	W109- 77	8-2	9-2	17-4	Duncan-21	Duncan-16	Parker-5	Walters-18	11,087
Dec 13	MINNESOTA	W117-110	9-2	9-2	18-4	Parker-29	Duncan-14	Ginobili-9	Love-42	18,581
Dec 14	Utah	W108- 84	9-2	10-2	19-4	Duncan-22	Duncan-12	Parker-7	Burke-20	19,330
Dec 16	L.A. Clippers	L 92-115	9-2	10-3	19-5	Duncan-17	Duncan-11	Parker-6	Griffin-27	19,253
Dec 18	Phoenix	W108-101	9-2	11-3	20-5	Ginobili-24	Duncan-13	Parker-7	Frye-22	13,661
Dec 19	Golden State	L104-102	9-2	12-3	21-5	Belinelli-28	Leonard-10	Diaw-6	Ross-23	19,596
Dec 21	OKLAHOMA CITY	L100-113	9-3	12-3	21-6	Parker-23	Splitter-11	Parker-8	Westbrook-31	18,581
Dec 23	TORONTO	W112- 99	10-3	12-3	22-6	Parker-26	Duncan-12	Parker-8	Lee-33	18,581
Dec 25	HOUSTON	L 98-111	10-4	12-3	22-7	Ginobili-22	Duncan-14	Duncan-5	Lowry-23	18,581
Dec 26	Dallas	W116-107	10-4	13-3	23-7	Parker-23	Duncan-13	Diaw-5	Nowitzki-25	20,305
Dec 29	SACRAMENTO	W112-104	11-4	13-3	24-7	Ginobili-28	Duncan-13	Parker-7	Cousins-29	18,581
Dec 31	BROOKLYN	W113- 92	12-4	13-3	25-7	Parker-18	Ayres-8	Parker-6	Plumlee-15	17,409
									Livingston-15	
Jan 2	NEW YORK	L101-105	12-5	13-3	25-8	Belinelli-32	Duncan-7	Ginobili-12	Shumpert-27	18,581
Jan 4	L.A. CLIPPERS	W116- 92	13-5	13-3	26-8	Splitter-22	Duncan-11	Parker-9	Anthony-27	18,581
Jan 7	Memphis	W110-108 (OT)	13-5	14-3	27-8	Duncan-24	Duncan-17	Parker-6	Crawford-24	18,581
Jan 8	DALLAS	W112- 90	14-5	14-3	28-8	Parker-25	Duncan-13	Ginobili-4	Conley-30	15,916
Jan 12	MINNESOTA	W104- 86	15-5	14-3	29-8	Leonard-17	Duncan-8	Parker-7	Ellis-21	18,581
Jan 13	New Orleans	W101- 95	15-5	15-3	30-8	Parker-27	Duncan-8	Parker-6	Pekovic-22	18,098
Jan 15	UTAH	W109-105	16-6	15-3	31-8	Parker-29	Duncan-8	Parker-9	Davis-22	15,552
Jan 17	PORTLAND	L100-109	16-6	15-3	31-9	Leonard-9	Duncan-13	Ginobili-5	Kanter-25	17,977
Jan 19	MILWAUKEE	L100- 82	17-6	15-3	32-9	Mills-20	Duncan-13	Mills-7	Aldridge-26	18,581
Jan 22	OKLAHOMA CITY	L105-111	17-7	15-3	32-10	Parker-37	Duncan-13	Ginobili-7	Knight-21	18,096
Jan 24	Atlanta	W105- 79	17-7	16-3	33-10	Diaw-21	Duncan-16	Parker-7	Durant-36	18,581
Jan 26	Miami	L101-113	17-7	16-4	33-11	Duncan-23	Baynes-6	Parker-7	Millsap-15	17,601
Jan 28	HOUSTON	L 90- 97	17-7	16-5	33-12	Diaw-22	Duncan-14	Joseph-5	Bosh-24	19,683
Jan 29	CHICAGO	L 86- 96	17-8	16-5	33-13	Parker-20	Duncan-12	Parker-6	Howard-23	18,314
Feb 1	SACRAMENTO	W 95- 93	18-8	16-5	34-13	Duncan-23	Duncan-17	Parker-9	Smith-19	18,581
Feb 3	New Orleans	W102- 95	18-8	17-5	35-13	Parker-32	Duncan-7	Parker-9	Thomas-26	18,581
									Morrow-20	17,086
Feb 5	Washington	W125-118 (2OT)	18-8	18-5	36-13	Duncan-31	Splitter-7	Parker-5	Wall-29	15,791
Feb 6	Brooklyn	L 89-103	18-8	18-6	36-14	Joseph-18	Splitter-12	Duncan-5	Jefferson-22	17,732
Feb 8	Charlotte	W104-100	18-8	19-6	37-14	Mills-32	Green-8	Green-3	Anderson-26	18,581
Feb 10	Detroit	L100-109	18-8	19-7	37-15	Belinelli-20	Duncan-12	Joseph-3	Jefferson-26	19,084
Feb 12	Boston	W104- 92	18-8	20-7	38-15	Duncan-25	Duncan-12	Joseph-9	Jennings-21	13,628
Feb 18	L.A. Clippers	W113-103	18-8	20-7	39-15	Mills-25	Belinelli-11	Belinelli-8	Rondo-16	17,922
Feb 19	Portland	W111-109	18-8	22-7	40-15	Mills-29	Green-7	Joseph-4	Griffin-25	19,257
Feb 21	Phoenix	L 85-106	18-8	22-8	40-16	Green-15	Mills-6	Ginobili-4	Lillard-31	20,057
							Baynes-6	Belinelli-4	Mark Morris-21	18,422
Feb 26	DETROIT	W120-110	19-8	22-8	41-16	Belinelli-20	Mills-6	Ginobili-9		
Feb 28	CHARLOTTE	W 92- 82	20-8	22-8	42-16	Parker-20	Duncan-16	Diaw-7	Smith-24	18,581
Mar 2	DALLAS	W112-106	21-8	22-8	43-16	Parker-22	Diaw-10	Parker-7	Jefferson-20	18,581
									Nowitzki-22	18,581
Date	Opponent	Team/Opp	Home	Road	Total	High Scoring	High Rebounds	High Assists	Opponent Scoring	Atten.
Mar 4	Cleveland	W122-101	21-8	23-8	44-16	Green-24	Duncan-8	Ginobili-6	Irving-24	17,966
Date	Opponent	Team/Opp	Home	Road	Total	High Scoring	High Rebounds	High Assists	Opponent Scoring	Atten.
Mar 6	MIAMI	W111- 87	22-8	23-8	45-16	Duncan-23	Duncan-10	Diaw-6	Walters-24	18,581
Mar 8	ORLANDO	W121-112	23-8	23-8	46-16	Parker-30	Duncan-10	Parker-5	Harris-23	18,581
Mar 11	Chicago	W104- 96	23-8	24-8	47-16	Ginobili-22	Leonard-9	Ginobili-5	Augustin-24	21,634
Mar 12	PORTLAND	W103- 90	24-8	24-8	48-16	Mills-15	Duncan-11	Parker-5	Lillard-23	18,581
Mar 14	L.A. LAKERS	W115- 85	25-8	24-8	49-16	Green-15	Bonner-10	Joseph-7	Booth-24	18,581
Mar 16	UTAH	W122-104	26-8	24-8	50-16	Belinelli-21	Splitter-10	Parker-7	Favors-28	18,422
Mar 19	L.A. Lakers	W125-109	26-8	25-8	51-16	Parker-25	Duncan-16	Duncan-6	Henry-24	18,997
Mar 21	Sacramento	W 99- 79	26-8	26-8	52-16	Belinelli-17	Splitter-11	Duncan-6	Thomas-18	17,317
Mar 22	Golden State	W 99- 90	26-8	27-8	53-16	Parker-20	Splitter-14	Parker-5	Curry-20	19,596
Mar 24	PHILADELPHIA	W113- 91	27-8	27-8	54-16	Daye-22	Joseph-7	Belinelli-8	Carter-Williams-17	17,798
Mar 26	DENVER	W108-103	28-8	27-8	55-16	Duncan-29	Duncan-13	Ginobili-7	Young-17	17,949
Mar 28	Denver	W133-102	28-8	28-8	56-16	Belinelli-27	Splitter-12	Splitter-7	Brooks-25	19,155
Mar 29	NEW ORLEANS	W 96- 80	29-8	28-8	57-16	Belinelli-18	Duncan-8	Duncan-6	Foye-20	19,155
Mar 31	Indiana	W103- 77	29-8	29-8	58-16	Parker-22	Leonard-11	Duncan-6	Roberts-18	18,581
									George-16	18,165
Apr 2	GOLDEN STATE	W111- 90	30-8	29-8	59-16	Parker-18	Duncan-8	Duncan-4	Speights-22	18,581
Apr 3	Oklahoma City	L 94-106	30-8	29-8	59-17	Mills-21	Duncan-8	Leonard-3	Durant-28	18,203
Apr 6	MEMPHIS	W112- 92	31-8	29-9	60-17	Leonard-26	Mills-6	Joseph-5	Johnson-20	18,581
Apr 8	Minnesota	L 91-110	31-8	29-10	60-18	Joseph-13	Leonard-6	Diaw-5	Rubio-23	10,117
Apr 10	Dallas	W109-100	31-8	30-10	61-18	Mills-26	Leonard-16	Ginobili-7	Ellis-24	20,324
Apr 11	PHOENIX	W112-104	32-8	30-10	62-18	Green-33	Ayres-10	Diaw-6	Bledsoe-30	18,581
Apr 14	Houston	L 98-104	32-8	30-11	62-19	Belinelli-17	James-9	Diaw-6	Parsons-21	18,406
Apr 16	L.A. LAKERS	L100-113	32-9	30-11	62-20	Leonard-14	Duncan-9	Ginobili-5	Hill-18	18,581

2014-15 RECAP



MARCO BELINELLI

RECORD

55-27, Third in Southwest Division

HONORS

Kawhi Leonard, Defensive Player of the Year

Tim Duncan, Third Team All-NBA

Kawhi Leonard, First Team

All-Defensive

Kawhi Leonard, First Team

All-Defensive

Tim Duncan, NBA All-Star

PLAYOFFS

Lost to LA Clippers, First Round, 3-4

SPURS LEADERS

Scoring: Kawhi Leonard 16.5 ppg

Rebounding: Tim Duncan 9.1 rpg

Assists: Tony Parker 4.9 apg

Head Coach: Gregg Popovich

Assistant Coaches: Ettore Messina, Jim Boylen, Ime Udoka,

Chip Engelland, Chad Forcier, Becky Hammon

2014-15 SEASON NOTES

• The Spurs finished the 2014-15 season with a 55-27 record, extending their NBA-record streak of 50-win seasons to 16. Additionally, the Spurs eclipsed the 55-win mark for the 18th time in franchise history, trailing only the Los Angeles Lakers (20) for the most 55-win seasons in NBA history.

• The trio of Tim Duncan, Tony Parker and Manu Ginobili set a new record for most career games played by a trio in NBA history, playing their 730th contest together at Oklahoma City on 4/7/15 and passing the Boston Celtics group of Larry Bird, Robert Parish and Kevin McHale. The Spurs "Big Three" have been teammates since the 2002-03 season and have played in 734 total games together, while their 539 career wins together stands as second-most in league history.

• Spurs head coach Gregg Popovich became the ninth coach in NBA history to record 1,000 career wins. Popovich is now the second coach all-time to record 1,000 wins with one franchise (Jerry Sloan), and the third-fastest coach to 1,000 victories (Phil Jackson, Pat Riley). Popovich also became the fifth coach in history to record 1,000 wins and an NBA Championship, and the third to capture 1,000 wins and five titles.

• The Spurs finished the regular season by winning 21 of the final 24 games overall, as well as winning 21 of their final 23 home games. The Silver and Black went on a season-high 11-game winning streak before dropping their final game at New Orleans on 4/15. San Antonio finished 18-4 after returning from their annual 'Rodeo Road Trip' that included nine-straight road games (2/8 to 2/28) with 8,084 total miles of travel.

• The Silver and Black were one of only two teams in the NBA that ranked in the Top 10 in the league in both offensive and defensive points-per-game (Atlanta). San Antonio ranked seventh in points-per-game (103.2), while they were third in opposing point-per-game (97.0). The Spurs held their opponents under 100 PPG for an NBA-record 20th straight season.

Through April 15 (55-27)

SAN ANTONIO SPURS

2014-2015 REGULAR SEASON STATISTICS


PLAYER				--FIELD GOALS--			--3-POINT FG--			--FREE THROWS--			--REBOUNDS--			AST	PF	DQ	STL	TO	BLK	PTS	AVG
	G	GS	MIN	FG	FGA	PCT	FG	FGA	PCT	FT	FTA	PCT	OFF	DEF	TOT								
Leonard	64	64	2033	394	822	.479	67	192	.349	202	252	.802	85	376	461	161	128	0	148	97	48	1057	16.5
Parker	68	68	1953	404	832	.486	38	89	.427	130	166	.783	35	114	129	335	108	0	44	146	2	976	14.4
Duncan	77	77	2227	419	819	.512	2	7	.286	230	311	.740	170	534	704	230	165	0	63	131	151	1070	13.9
D. Green	81	80	2312	322	738	.436	191	457	.418	111	127	.874	54	289	343	158	163	0	101	93	87	946	11.7
Ginobili	70	0	1587	251	589	.426	89	258	.345	147	204	.721	28	183	211	293	138	0	67	154	20	738	10.5
Belinelli	62	9	1388	199	470	.423	86	230	.374	84	99	.848	26	131	157	94	85	0	31	61	3	568	9.2
Diaw	81	15	1984	291	632	.460	54	169	.320	72	93	.774	78	270	348	233	148	0	36	126	23	708	8.7
Splitter	52	35	1030	169	303	.558	0	0	---	90	120	.750	91	161	252	78	103	0	35	60	37	428	8.2
Mills	51	0	801	128	336	.381	62	182	.341	33	40	.825	21	54	75	87	58	0	28	35	2	351	6.9
Joseph	79	14	1444	207	411	.504	16	44	.364	105	143	.734	44	148	192	188	105	0	46	67	17	535	6.8
Baynes	70	17	1122	185	327	.566	1	4	.250	90	104	.865	109	209	318	35	162	3	16	65	22	461	6.6
Daye	26	4	268	40	115	.348	19	57	.333	4	4	1.000	6	55	61	9	30	0	8	18	3	103	4.0
Bonner	72	19	935	94	230	.409	46	126	.365	30	37	.811	29	86	115	47	65	0	10	11	12	264	3.7
Ayres	51	0	383	55	95	.579	0	0	---	27	36	.750	37	80	117	14	60	0	8	26	8	137	2.7
Anderson	33	8	358	31	89	.348	3	11	.273	9	14	.643	5	67	72	28	28	0	15	10	7	74	2.2
J. Green	4	0	25	4	7	.571	0	2	.000	0	0	---	3	3	6	0	6	0	0	2	2	8	2.0
Williams	20	0	105	15	39	.385	3	19	.158	4	4	1.000	5	12	17	10	12	0	1	2	0	37	1.9
SPURS	82	-	19955	3208	6854	.468	677	1847	.367	1368	1754	.780	806	2772	3578	2000	1564	3	657	1146	444	8461	103.2
OPPONENTS	82	-	19955	3044	6861	.444	558	1550	.360	1307	1754	.745	813	2643	3456	1699	1613	6	648	1167	362	7953	97.0

PLAYER	-- SINGLE-GAME HIGHS --						AVERAGE PER GAME						--CAREER HIGHS (C=SET, T=TIED THIS SEASON) --														
	MIN	REB	AST	ST	BL	PTS	MIN	REB	AST	STL	TO	BLK	PTS	FG	FGA	FT	FTA	REB	AST	PTS	FG	FGA	FT	FTA	REB	AST	PTS
Leonard	44	15	7	7	5	6	26	31.8	7.2	2.5	2.31	1.5	0.75	16.5	12	20C	10C	12C	16	7C	26T						
Parker	43	6	13	3	7	1	32	28.7	1.9	4.9	0.65	2.1	0.03	14.4	22	36	14	17	12	17	55						
Duncan	48	18	10	3	6	6	32	28.9	9.1	3.0	0.82	1.7	1.96	13.9	19	34	17	24	27	11	53						
D. Green	52	12	5	5	4	5	27	28.5	4.2	2.0	1.25	1.1	1.07	11.7	12	21C	9C	10C	12C	7	33						
Ginobili	41	8	13	3	6	4	28	22.7	3.0	4.2	0.96	2.2	0.29	10.5	16	27	18	19	15	15	48						
Belinelli	43	7	6	2	5	1	22	22.4	2.5	1.5	0.50	1.0	0.05	9.2	12	22	11	12	11	8	32						
Diaw	39	13	9	3	5	2	23	24.5	4.3	2.9	0.44	1.6	0.28	8.7	15	24	10	10	16	16	31						
Splitter	31	14	4	3	4	3	23	19.8	4.8	1.5	0.67	1.2	0.71	8.2	11	14C	9	12	14T	7	26						
Mills	29	5	5	2	5	1	19	15.7	1.5	1.7	0.55	0.7	0.04	6.9	14	26	8	9	10	12	34						
Joseph	43	8	7	4	4	2	20	18.3	2.4	2.4	0.58	0.8	0.22	6.8	9C	15C	7T	9C	8C	9	20C						
Baynes	32	12	3	1	4	2	18	16.0	4.5	0.5	0.23	0.9	0.31	6.6	7	12C	9C	9C	12C	3T	18C						
Daye	36	11	3	3	2	2	22	10.3	2.3	0.3	0.31	0.7	0.12	4.0	10	18	6	8	11T	5	28						
Bonner	32	8	3	2	2	4	18	13.0	1.6	0.7	0.14	0.2	0.17	3.7	10	17	8C	8T	17	5	28						
Ayres	23	8	2	2	3	2	16	7.5	2.3	0.3	0.16	0.5	0.16	2.7	11	15	6C	7C	14	4	23						
Anderson	34	9	4	3	2	1	15	10.9	2.2	0.8	0.45	0.3	0.21	2.2	6C	8C	3C	5C	9C	4C	15C						
J. Green	15	3	0	0	1	2	8	6.2	1.5	0.0	0.00	0.5	0.50	2.0	6	11	2	2	8	1	13						
Williams	12	4	2	1	1	0	8	5.3	0.9	0.5	0.05	0.1	0.00	1.9	12	22	9	10	9	8	31						
SPURS	315	60	38	15	22	11	30	243.4	43.6	24.4	8.01	14.0	5.41	103.2	68	127	45	57	75	50	171						
OPPONENTS	315	58	29	15	25	13	129	243.4	42.1	20.7	7.90	14.2	4.41	97.0	68	130	46	58	77	51	166						

55-27 (THIRD IN SOUTHWEST DIVISION)

Date	Opponent	Team/Opp	Home	Road	Total	High Scoring	High Rebounds	High Assists	Opponent Scoring	Atten.
Oct 28	DALLAS	W101-100	1-0	0-0	1-0	Parker-23	Duncan-13	Ginobili-6	Ellis-26	19,615
Oct 31	@Phoenix	L 89- 94	1-0	0-1	1-1	Parker-19	Duncan-9	Dia-6	Thomas-23	15,050
Nov 5	ATLANTA	W 94- 92	2-0	0-1	2-1	Duncan-17	Duncan-13	Parker-7	Millsap-17	18,581
Nov 6	@Houston	L 81- 98	2-0	0-2	2-2	Parker-17	Baynes-12	Leonard-5	Howard-32	18,311
Nov 8	NEW ORLEANS	L 99-100	2-1	0-2	2-3	Parker-28	Leonard-14	Parker-4	Davis-27	18,581
Nov 10	BLA. CLIPPER	W 89- 85	2-1	1-2	3-3	Leonard-26	Duncan-11	Parker-5	Griffin-23	19,313
Nov 11	@Golden State	W113-100	4-1	2-2	6-3	Parker-28	Duncan-7	Parker-3	Thompson-29	19,596
Nov 14	BLA. LAKERS	W 93- 80	2-1	3-2	5-3	Joseph-14	Duncan-11	Parker-6	Boozer-19	18,997
Nov 15	@Sacramento	L 91- 94	2-1	3-3	5-4	Ginobili-21	Duncan-8	Parker-6	Cousins-25	17,317
Nov 17	PHILADELPHIA	W100- 75	3-1	3-3	6-4	Bonner-18	Dia-8	Parker-5	Carter-Williams-1618,581	
Nov 19	@CLEVELAND	W 92- 90	3-1	4-3	7-4	Diaw-19	Leonard-11	Parker-5	Varejao-23	20,562
Nov 21	@Minnesota	W121- 92	3-1	5-3	8-4	Duncan-19	Daye-11	Parker-5	Bennett-20	12,414
Nov 22	BROOKLYN	W 99- 87	4-1	5-3	9-4	Parker-22	Duncan-10	Parker-7	Williams-24	18,581
Nov 26	INDIANA	W106-100	5-1	5-3	10-4	Ginobili-18	Leonard-13	Parker-6	Stuckey-22	18,581
Nov 28	SACRAMENTO	W112-104	6-1	5-3	11-4	Parker-27	Duncan-8	Ginobili-8	Gay-23	18,581
Nov 30	@Boston	W111- 89	6-1	6-3	12-4	D. Green-18	Duncan-8	Parker-9	Green-16	17,121
Dec 1	@Philadelphia	W109-103	13-1	7-3	20-4	Leonard-20	Leonard-10	Joseph-6	Carter-Williams-2412,843	
Dec 3	@Brooklyn	L 93- 95 (OT)	6-1	7-4	13-5	D. Green-20	Duncan-17	Parker-6	Teletovic-26	15,989
Dec 5	@Memphis	W107-101	6-1	8-4	14-5	Ginobili-17	Duncan-10	Parker-5	Gasol-28	18,119
Dec 6	MINNESOTA	W123-101	7-1	8-4	15-5	Bellinelli-20	Duncan-12	Bellinelli-6	LaVine-22	18,581
Dec 9	@Utah	L 96-100	12-1	8-5	20-17	Duncan-25	Duncan-14	Joseph-5	Antetokounmpo-19	18,581
Dec 10	NEW YORK	W109- 95	8-1	8-5	16-6	Bellinelli-22	Ayres-6	Joseph-5	Hardaway-23	18,581
Dec 12	LA. LAKERS	L110-112 (OT)	8-2	8-5	16-7	Duncan-19	Duncan-18	Joseph-5	Young-29	18,581
Dec 14	@Denver	W 99- 91	8-2	9-5	17-7	Leonard-18	Duncan-9	Ginobili-6	Afflalo-31	16,544
Dec 15	@Portland	L 95-108	8-2	9-6	17-8	Leonard-21	Leonard-9	Diaw-9	Lillard-23	19,441
Dec 17	MEMPHIS	L116-117 (3OT) 8-4	9-6	17-9	D. Green-25	Baynes-9	Duncan-16	Ginobili-8	Aldridge-23	18,581
Dec 19	PORTLAND	L119-129 (3OT) 8-4	9-6	17-10	Duncan-32	D. Green-10	Joseph-7	Parker-8	Lillard-43	18,581
Dec 20	@Dallas	L 93- 99	8-4	9-7	17-11	Bellinelli-21	Duncan-10	Diaw-4	Ellis-38	20,504
Dec 22	LA. CLIPPERS	W125-118	9-4	9-7	18-11	Parker-26	Baynes-10	Ginobili-10	Paul-25	18,581
Dec 23	OKLAHOMA CITY	L106-114	9-5	9-7	18-12	Bonner-17	Ginobili-7	Ginobili-13	Westbrook-34	18,581
Dec 26	@New Orleans	L 90- 97	9-5	9-8	18-13	Joseph-20	Duncan-11	Joseph-5	Davis-22	18,376
Dec 28	HOUSTON	W110-106	10-5	9-8	19-13	D. Green-24	Duncan-8	Ginobili-5	Anderson-22	18,581
Dec 30	@Memphis	L 87- 95	10-5	9-9	19-14	Joseph-18	Duncan-10	Joseph-4	Harden-28	18,581
Dec 31	NEW ORLEANS	W 95- 93 (OT)	11-5	9-9	20-14	Ginobili-16	Duncan-10	Ginobili-4	Conley-30	18,119
Jan 3	WASHINGTON	W101- 92	12-5	9-9	21-14	Joseph-19	Duncan-9	Joseph-3	Beal-15	18,581
Jan 6	DETROIT	L104-105	12-6	9-9	21-15	Ayres-16	Duncan-7	Ginobili-8	Drummond-20	18,581
Jan 9	PHOENIX	W100- 95	13-6	9-9	22-15	D. Green-20	Splitter-7	Joseph-5	Tucker-19	18,581
Jan 10	@Minnesota	W108- 93	13-6	10-9	23-15	Daye-22	Splitter-14	Diaw-5	Bledsoe-19	18,581
Jan 13	@Washington	L 93-101	13-6	10-10	23-16	Parker-14	Daye-10	Duncan-5	LaVine-19	17,871
Jan 14	@Charlotte	W 98- 93	13-6	11-10	24-16	Ginobili-17	Duncan-10	Joseph-5	Wall-25	18,116
Jan 16	PORTLAND	W110- 96	14-6	11-10	25-16	Leonard-20	Duncan-12	Joseph-5	Walker-28	17,309
Jan 18	UTAH	W 89- 69	15-6	11-10	26-16	Splitter-14	Leonard-15	Parker-5	Faried-26	18,581
Jan 20	@Denver	W109- 99	15-6	12-10	27-16	Parker-18	Leonard-7	Ginobili-8	Robert-13	18,581
Jan 22	@Chicago	L 81-104	15-6	12-11	27-17	Leonard-16	Splitter-7	Mills-4	Rose-22	21,648
Jan 23	LA. LAKERS	W 99- 85	16-6	12-11	28-17	Parker-17	Leonard-14	Parker-4	Young-17	18,581
Jan 25	MILWAUKEE	W101- 95	17-6	12-11	29-17	Duncan-20	Leonard-4	Parker-5	Middleton-21	18,581
Jan 28	CHARLOTTE	W 95- 86	18-6	12-11	30-17	Parker-17	Leonard-8	Parker-5	Henderson-18	18,581
Jan 31	LA. CLIPPERS	L 85-105	18-7	12-11	30-18	Leonard-24	Duncan-4	Parker-8	Griffin-31	18,581
Feb 4	ORLANDO	W110-103	19-7	12-11	31-18	Duncan-26	Duncan-10	Ginobili-10	Vucevic-25	18,581
Feb 6	MIAMI	W 89- 85	20-7	12-11	32-18	Duncan-24	Duncan-12	Ginobili-9	Johnson-18	18,581
Feb 8	@Toronto	L 82- 87	20-7	12-12	32-19	Duncan-24	Duncan-12	Duncan-5	J. Johnson-20	19,800
Feb 9	@Indiana	W 95- 93	20-7	13-12	33-19	Parker-19	D. Green-12	Parker-6	Stuckey-18	16,691
Feb 11	@Detroit	W104- 87	20-7	14-12	34-19	D. Green-19	Duncan-11	Parker-6	August-22	14,617
Feb 19	BLA. CLIPPER	L115-119	20-7	14-13	34-20	Duncan-30	Duncan-11	Parker-3	Jordan-26	19,358
Feb 20	@Golden State	L 99-110	20-7	14-14	34-21	Leonard-12	Baynes-10	Parker-6	Crawford-26	19,596
Feb 23	@Utah	L 81- 90	20-7	14-15	34-22	Duncan-14	Duncan-10	Parker-4	Burke-23	18,782
Feb 25	@Portland	L 95-111	20-7	14-16	34-23	Duncan-19	Leonard-8	Parker-4	Matthews-31	19,650
Feb 27	@Sacramento	W107- 96	20-7	15-16	35-23	Parker-20	Duncan-8	Diaw-4	McLemore-21	17,317
Feb 28	@Phoenix	W101- 74	20-7	16-16	36-23	Leonard-22	Leonard-10	Ginobili-7	Marc. Morris-19	18,055
Mar 4	SACRAMENTO	W112- 85	21-7	16-16	37-23	Leonard-21	Ayres-7	Duncan-4	Cousins-14	18,581
Mar 6	DENVER	W120-111	22-7	16-16	38-23	Leonard-25	Leonard-8	Parker-7	Lawson-23	18,581
Mar 8	CHICAGO	W116-105	23-7	16-16	39-23	Parker-32	Duncan-8	Duncan-3	Gasol-23	18,581
Mar 10	TORONTO	W117-107	24-7	16-16	40-23	Leonard-24	Duncan-13	Bellinelli-3	Lowry-32	18,581
Mar 12	CLEVELAND	L125-128 (OT)	24-8	16-16	40-24	Parker-31	Duncan-8	Parker-9	Inging-27	18,581
Mar 15	MINNESOTA	W123- 97	25-8	16-16	41-24	Leonard-15	Diaw-8	Parker-8	Martin-19	18,581
Mar 17	@New York	L100-104 (OT)	25-8	16-17	41-25	Parker-21	Splitter-13	Parker-6	Galloway-22	19,812
Mar 18	MILWAUKEE	W114-103	25-8	17-17	42-25	D. Green-20	Duncan-7	Parker-7	Antetokounmpo-19	14,831
Mar 20	BOSTON	W101- 89	26-8	17-17	43-25	Leonard-22	D. Green-8	Parker-6	Turner-17	18,581
Mar 22	@Atlanta	W114- 95	26-8	18-17	44-25	Splitter-23	Leonard-10	Leonard-7	Millsap-22	19,193
Mar 24	@Dallas	L 94-101	26-8	18-18	44-26	Leonard-19	Leonard-9	Tied with-3	Ellis-38	20,328
Mar 25	OKLAHOMA CITY	W130- 91	27-8	18-18	45-26	Parker-20	Ayres-8	Parker-6	Kanter-16	18,581
Mar 27	DALLAS	W 94- 76	28-8	18-18	46-26	Diaw-19	Duncan-13	Ginobili-6	Westbrook-16	18,581
Mar 29	MEMPHIS	W103- 89	29-8	18-18	47-26	Leonard-25	Leonard-10	Parker-6	Ellis-10	18,581
Mar 31	@Miami	W 95- 81	29-8	19-18	48-26	Leonard-22	Duncan-11	Parker-5	Randolph-20	18,581
Apr 1	@Orlando	W103- 91	29-8	20-18	49-26	Baynes-18	Leonard-10	Parker-4	G. Dragic-19	20,047
Apr 3	DENVER	W123- 93	30-8	20-18	50-26	D. Green-21	Joseph-7	Diaw-4	Oladiipo-24	17,229
Apr 5	GOLDEN STATE	W107- 92	31-8	20-18	51-26	Leonard-26	Splitter-7	Parker-9	Gallinari-20	18,581
Apr 7	@Oklahoma Cit	W113- 88	31-8	21-18	52-26	Leonard-26	Duncan-7	Ginobili-5	Curry-24	18,581
Apr 8	HOUSTON	W110- 98	32-8	21-18	53-26	Parker-27	Duncan-9	Parker-5	Westbrook-17	18,203
Apr 10	@Houston	W104-103	32-8	22-18	54-26	Duncan-29	Baynes-12	Diaw-6	Harden-22	18,581
Apr 12	PHOENIX	W107- 91	33-8	22-18	55-26	Duncan-22	Duncan-10	Ginobili-4	Smith-20	18,457
Apr 15	@New Orleans	L103-108	33-8	22-19	55-27	Parker-23	Duncan-10	Parker-6	Green-23	18,581
									Davis-31	18,524

2015-16 RECAP



LaMARCUS ALDRIDGE

RECORD

67-15, First in Southwest Division

HONORS

Kawhi Leonard, Defensive Player of the Year

Kawhi Leonard, First Team All-NBA

LaMarcus Aldridge, Third Team All-NBA

Kawhi Leonard, First Team

All-Defensive

Kawhi Leonard, NBA All-Star

LaMarcus Aldridge, NBA All-Star

R.C. Buford, Executive of the Year

PLAYOFFS

Defeated Memphis, First Round, 4-0

Lost to Oklahoma City, Western Conference Semifinals, 2-4

SPURS LEADERS

Scoring: Kawhi Leonard 21.2 ppg

Rebounding: LaMarcus Aldridge 8.5 rpg

Assists: Tony Parker 5.3 apg

Head Coach: Gregg Popovich

Assistant Coaches: Ettore Messina, Ime Udoka, James Borrego

Chip Engelland, Chad Forcier, Becky Hammon

2015-16 SEASON NOTES

• With a final record of 67-15, the Spurs produced their most wins in a season, passing the 2005-06 Spurs who finished 63-19. San Antonio became just the 12th team in NBA history to win 67+ games in a season and tied for the seventh best season ever. The Silver and Black finished with the second best overall record in the NBA, a franchise-best 40-1 at home and registered victories in 64 of their final 77 games.

• The Spurs set an NBA record by becoming the first team in league history to start a season 38-0 at home, beating New Orleans on 3/30. The Silver and Black reached 39 straight wins to start and finished 40-1 tying the 1985-86 Boston Celtics for most home wins in a single-season in NBA history. Overall, San Antonio won a franchise-best 48 straight regular season games at home dating back to last season. The 48-game win streak ranks San Antonio second on the all-time longest home winning streaks in NBA history. The Spurs trailed for only 23 minutes and 13 seconds in 492 minutes played in fourth quarters at home this season.

• The Spurs finished the regular season with the league's top net efficiency rating this season (11.8). San Antonio's defense allowed a league-low 96.6 points per 100 possessions, while also finishing with the third-best offensive rating of 108.4 points scored per 100 possessions.

• The "Big Three" of Tim Duncan, Manu Ginobili and Tony Parker became the all-time winningest trio in NBA history when they recorded their 541st victory together with the Spurs' 95-87 win against the Boston Celtics on 11/1/15. The trio set a new record for most games played by a trio in NBA history by playing their 730th career game together at Oklahoma City on 4/7/15. The Spurs "Big Three" were teammates from 2002-16.

• Tim Duncan became just the third player in NBA history to record 1,000 regular season wins when the Spurs defeated Utah on 4/5/16 in Salt Lake City. Duncan joined Kareem Abdul-Jabbar and Robert Parish as the only players on the list. Earning his 1,000th win in his 1,389th contest made Duncan the fastest player ever in NBA history to win 1,000 games. Duncan also passed John Stockton as the NBA leader in most wins with one team when the Spurs defeated the New York Knicks 94-84 at Madison Square Garden on 11/2/15. The win marked No. 954 for Duncan with the Silver and Black.

PLAYER	-FIELD GOALS-					-3-POINT FG-					-FREE THROWS-					--REBOUNDS--										
	G	GS	MIN	FG	FGA	PCT	FG	FGA	PCT	FT	FTA	PCT	OFF	DEF	TOT	AST	PF	DQ	STL	TO	BLK	PTS	AVG			
Leonard	72	72	2380	551	1090	.506	129	291	.443	292	334	.874	95	398	493	186	133	0	128	105	71	1523	21.2			
Aldridge	74	74	2261	536	1045	.513	0	16	.000	259	302	.858	176	456	632	110	151	0	38	99	81	1331	18.0			
Parker	72	72	1980	350	710	.493	27	65	.415	130	171	.760	17	159	176	379	114	0	54	131	11	857	11.9			
Ginobili	58	0	1134	197	435	.453	70	179	.391	91	112	.813	26	120	146	177	99	0	66	99	11	555	9.6			
Martin (TOT)	55	13	1095	156	419	.372	49	136	.360	153	172	.890	14	96	110	58	83	0	26	54	3	514	9.3			
Martin (SA)	16	1	261	30	85	.353	11	33	.333	28	30	.933	4	25	29	12	15	0	9	13	2	99	6.2			
Duncan	61	60	1536	215	441	.488	0	2	.000	92	131	.702	115	332	447	163	125	0	47	90	78	522	8.6			
Mills	81	3	1662	260	612	.425	123	320	.384	47	58	.810	27	131	158	226	102	0	59	76	6	690	8.5			
Green	79	79	2062	211	561	.376	116	349	.332	34	46	.739	48	255	303	141	141	0	79	75	64	572	7.2			
West	78	19	1404	244	448	.545	3	7	.429	63	80	.788	72	237	309	143	142	1	44	68	55	554	7.1			
Diaw	76	4	1386	202	383	.527	25	69	.362	56	76	.737	58	175	233	176	102	0	26	97	21	485	6.4			
Simmons	55	2	813	122	242	.504	18	47	.383	69	92	.750	16	80	96	103	103	0	24	53	5	331	6.0			
Marjanovic	54	4	508	105	174	.603	0	0	---	87	114	.763	73	121	194	21	54	0	12	29	23	297	5.5			
Anderson	78	11	1245	138	295	.468	12	37	.324	62	83	.747	25	219	244	123	97	0	60	59	29	350	4.5			
Miller (TOT)	39	4	461	59	106	.557	2	8	.250	24	32	.750	12	39	51	87	46	0	16	37	0	144	3.7			
Miller (SA)	13	4	181	23	48	.479	1	4	.250	9	13	.692	6	21	27	29	14	0	7	12	0	56	4.3			
Butler	46	0	432	49	104	.471	15	49	.306	11	16	.688	3	53	56	24	11	0	13	8	23	124	2.7			
Bonner	30	2	206	29	57	.509	15	34	.441	3	4	.750	3	24	27	9	16	0	6	3	1	76	2.5			
McCallum	31	3	256	27	67	.403	5	16	.313	9	10	.900	6	25	31	33	14	0	5	11	4	68	2.2			
SPURS	82	-	19705	3289	6797	.484	570	1518	.375	1342	1672	.803	770	2831	3601	2101	1433	1	677	1071	485	8490	103.5			
OPONENTS	82	-	19705	2928	6709	.436	541	1634	.331	1221	1611	.758	747	2576	3323	1707	1597	3	592	1214	317	7618	92.9			

PLAYER	-- SINGLE-GAME HIGHS --							-- AVERAGE PER GAME --							-- CAREER HIGHS (C=SET, T=TIED THIS SEASON) --													
	MIN	REB	AST	ST	TO	BL	PTS	MIN	REB	AST	STL	TO	BLK	PTS	FG	FGA	FT	FTA	REB	AST	PTS	FG	FGA	FT	FTA	REB	AST	PTS
Leonard	40	14	7	5	4	5	33	33.0	6.8	2.6	1.78	1.5	0.99	21.2	13C	24C	12C	15C	16	7	33C							
Aldridge	38	19	5	4	5	36	30.6	8.5	1.5	0.51	1.3	1.09	18.0	17	31	16	19	25	8	44								
Parker	37	8	16	4	5	2	31	27.5	2.4	5.3	0.75	1.8	0.15	11.9	22	36	14	17	12	17	55							
Ginobili	29	8	5	4	2	22	19.6	2.5	3.1	1.14	1.7	0.19	9.6	16	27	18	19	15	15	48								
Martin (TOT)	41	7	6	2	6	1	37	19.9	2.0	1.1	0.47	1.0	0.05	9.3	14T	31	23	26	12	9	50							
Martin (SA)	34	6	4	2	3	1	17	16.3	1.8	0.8	0.56	0.8	0.13	6.2														
Duncan	36	18	7	4	4	6	21	25.2	7.3	2.7	0.77	1.5	1.28	8.6	19	34	17	24	27	11	53							
Mills	31	7	8	4	3	1	22	20.0	2.0	2.8	0.73	0.9	0.07	8.5	14	26	8	9	10	12	34							
Green	39	8	5	4	4	18	26.1	3.8	1.8	1.00	0.9	0.81	7.2	12	21	9	10	12	7	33								
West	32	13	7	3	5	18	18.0	4.0	1.8	0.56	0.9	0.71	7.1	18	30	13	15	20	10	44								
Diaw	35	8	7	2	6	3	20	18.2	3.1	2.3	0.34	1.3	0.28	6.4	15	24	10	10	16	16	31							
Simmons	35	7	4	5	2	5	19	14.8	1.7	1.1	0.44	1.0	0.09	6.0	7C	14C	6C	9C	7C	4C	19C							
Marjanovic	37	13	2	2	2	4	22	9.4	3.6	0.4	0.22	0.5	0.43	5.5	9C	12C	8C	8C	13C	2C	22C							
Anderson	36	11	7	5	4	2	15	16.0	3.1	1.6	0.77	0.8	0.37	4.5	7C	14C	4C	5C	11C	7C	15T							
Miller (TOT)	34	8	8	3	4	0	13	11.8	1.3	2.2	0.41	0.9	0.00	3.7	22	31	16	17	12	22	52							
Miller (SA)	28	8	5	3	3	0	13	13.9	2.1	2.2	0.54	0.9	0.00	4.3														
Butler	27	6	3	3	1	2	12	9.4	1.2	0.5	0.28	0.2	0.50	2.7	12	24	8	10	11	6	33							
Bonner	24	5	3	1	1	1	10	6.9	0.9	0.3	0.20	0.1	0.03	2.5	10	17	8	8	17	5	28							
McCallum	29	5	5	2	2	1	11	8.3	1.0	1.1	0.16	0.4	0.13	2.2	12	22	5	9	9	10	27							
SPURS	265	56	35	18	26	13	130	240.3	43.9	24.5	8.26	13.1	5.91	103.5	68	127	45	57	75	50	171							
OPONENTS	265	56	33	15	28	11	220	240.3	40.5	20.8	7.22	14.8	3.87	92.9	68	130	46	58	77	51	166							

67-15 (FIRST IN SOUTHWEST DIVISION)

SAN ANTONIO SPURS										
Date	Opponent	Team/Opp	Home	Road	Total	High Scoring	High Rebounds	High Assists	Opponent Scoring	Atten.
Oct 28	@Oklahoma City	L 106-112	0-0	0-1	0-1	Leonard-32	Green-8 Leonard-8	Ginobili-17	Westbrook-33	18,203
Oct 30	BROOKLYN	W 102- 75	1-0	0-1	1-1	Leonard-16	Aldridge-11	Aldridge-4 Parker-4 Ginobili-4	Lopez-17	18,418
Nov 1	@Boston	W 95- 87	1-0	1-1	2-1	Aldridge-24	Aldridge-14	Aldridge-5 Duncan-5	Bradley-18	17,461
Nov 2	@New York	W 94- 84	1-0	2-1	3-1	Aldridge-19	Leonard-14	Duncan-6	Anthony-19	19,812
Nov 4	@Washington	L 99-102	1-0	2-2	3-2	Leonard-23	Aldridge-15	Duncan-5	Beal-25	17,721
Nov 7	CHARLOTTE	W 114- 94	2-0	2-2	4-2	Leonard-23	West-9 Parker-6	Parker-6 West-6	Walker-27	18,418
Nov 9	@Sacramento	W 106- 88	2-0	3-2	5-2	Leonard-24	Duncan-14	Mills-8	Cousins-21	17,317
Nov 11	@Portland	W 113-101	2-0	4-2	6-2	Aldridge-23	Leonard-9	Parker-5	Lillard-22	19,393
Nov 14	PHILADELPHIA	W 92- 83	3-0	5-3	7-3	Leonard-17	Aldridge-19	Okafor-21	Gallinari-16	17,421
Nov 16	PORTLAND	W 93- 80	4-0	4-2	8-2	Leonard-19	Leonard-9 Duncan-9	Parker-7	Lillard-27	18,418
Nov 18	MEMPHIS	W 109- 98	5-0	4-2	9-2	Parker-25	Aldridge-12	Parker-9	Jokic-23	18,418
Nov 20	@New Orleans	L 90-104	5-0	4-3	9-3	Aldridge-22	Aldridge-11	Parker-5	Anderson-30	16,698
Nov 21	DENVER	W 92- 82	6-0	4-3	10-3	Leonard-19	Duncan-10	Duncan-4	Conley-16	18,418
Nov 23	PHOENIX	W 98- 84	7-0	4-3	11-3	Leonard-24	Leonard-13	Parker-8	Morris-28	18,418
Nov 25	DALLAS	W 88- 83	8-0	4-3	12-3	Leonard-26	Duncan-9	Parker-8	Mathews-15	18,418
Nov 27	@Denver	W 91- 80	8-0	5-3	13-3	Leonard-25	Leonard-7	Leonard-6	Gallinari-16	17,121
Nov 28	ATLANTA	W 108- 88	9-0	5-3	14-3	Leonard-22	Duncan-18	Parker-6	Scott-12	18,418
Nov 30	@Chicago	L 89- 92	9-0	5-4	14-4	Leonard-25	Aldridge-12 Duncan-12	Parker-9	Gasol-18	21,909
Dec 2	MILWAUKEE	W 95- 70	10-0	5-4	15-4	Duncan-16	Duncan-10	Leonard-4	Middleton-16	18,418
Dec 3	@Memphis	W 103- 83	10-0	6-4	16-4	Leonard-27	Duncan-10	Parker-5 Duncan-5	Gasol-15	17,013
Dec 5	BOSTON	W 108-105	11-0	6-4	17-4	Aldridge-17	Aldridge-8	Parker-6	Thomas-23	18,418
Dec 7	@Philadelphia	W 119- 68	11-0	7-4	18-4	Aldridge-26	Aldridge-9	Parker-6	Stauskas-13	14,449
Dec 9	@Toronto	L 94- 97	11-0	7-5	18-5	Ginobili-17	Aldridge-7	Mills-6	Covington-13	18,418
Dec 11	L.A. LAKERS	W 109- 87	12-0	7-5	19-5	Aldridge-24	Aldridge-11	McCallum-5	DeRozan-28	19,800
Dec 12	@Atlanta	W 103- 78	12-0	8-5	20-5	Leonard-22	Leonard-11	Mills-5	Willis-22	17,752
Dec 14	UTAH	W 118- 81	13-0	8-5	21-5	Leonard-22	Aldridge-8	Parker-5 Green-5	Favors-16	18,418
Dec 16	WASHINGTON	W 114- 95	14-0	8-5	22-5	Leonard-27	West-10	Parker-10	Gortat-20	18,418
Dec 18	L.A. CLIPPERS	W 115-107	15-0	8-5	23-5	Aldridge-26	Aldridge-13	Ginobili-5 Diaw-5	Wall-20 Paul-27	18,418
Dec 21	INDIANA	W 106- 92	16-0	8-5	24-5	Leonard-24	Aldridge-9	Leonard-5	Stuckey-16	18,418
Dec 23	@Minnesota	W 108- 83	16-0	9-5	25-5	Leonard-19	Aldridge-8	Parker-6	LaVine-17	16,788
Dec 25	@Houston	L 84- 88	16-0	9-6	25-6	Leonard-20	Duncan-11	Leonard-4	Harden-20	18,319
Dec 26	DENVER	W 101- 86	17-0	9-6	26-6	Leonard-20	Aldridge-9	West-6	Jokic-22	18,420
Dec 28	MINNESOTA	W 101- 95	18-0	9-6	27-6	Marjanovic-17 Leonard-17	Leonard-11	Parker-7	Wiggins-18	18,493
Dec 30	PHOENIX	W 112- 79	19-0	9-6	28-6	Aldridge-21	Marjanovic-12 Aldridge-12	Parker-7	Knight-11 Warren-11 Chandler-11	18,418
Jan 2	HOUSTON	W 121-103	20-0	9-6	29-6	Aldridge-24	Aldridge-9	Parker-10	Howard-22	18,652
Jan 4	@Milwaukee	W 123- 98	20-0	10-6	30-6	Leonard-24	Aldridge-11	Ginobili-17	Middleton-19	14,718
Jan 6	UTAH	W 123- 98	21-0	10-6	31-6	Duncan-18	West-13	Diaw-6 Duncan-6	Burke-21	18,418
Jan 8	NEW YORK	W 100- 99	22-0	10-6	32-6	Leonard-19	Leonard-12	Parker-8	Porzingis-28	18,420
Jan 11	@Brooklyn	W 106- 79	22-0	11-6	33-6	Aldridge-25	Aldridge-11	Ginobili-5	Lopez-18	15,214
Jan 12	Detroit	W 109- 99	22-0	12-6	34-6	Parker-31	Aldridge-13	Green-5	Caldwell-Pope-25	14,273
Jan 14	@CLEVELAND	W 99- 95	23-0	12-6	35-6	Parker-24	Leonard-10	Leonard-5	James-22	18,418
Jan 17	DALLAS	W 112- 83	24-0	12-6	36-6	Aldridge-23	Green-7 Aldridge-7	Parker-7	Powell-15	18,418
Jan 21	@Phoenix	W 117- 89	24-0	13-6	37-6	Leonard-21	Marjanovic-13	Diaw-4 Ginobili-4	Booker-24	16,779
Jan 22	L.A. Lakers	W 108- 95	24-0	14-6	38-6	Ginobili-20	West-7 Diaw-4	Ginobili-4	Russell-18	18,997
Jan 25	@Golden State	L 90-120	24-0	14-7	38-7	Leonard-16	Marjanovic-6 Green-3 Parker-3	Ginobili-3 Green-3 Parker-3	Curry-37	19,596
Jan 27	HOUSTON	W 130- 99	25-0	14-7	39-7	Aldridge-25	Marjanovic-10 Aldridge-10	Parker-7	Harden-20	18,418
Jan 30	@Cleveland	L 103-117	25-0	14-8	39-8	Leonard-24	Leonard-6 Green-6	Parker-6	James-29	20,562
Feb 1	ORLANDO	W 107- 92	26-0	14-8	40-8	Aldridge-28	Diaw-6 Green-7	Parker-6	Vucevic-20	18,418
Feb 3	NEW ORLEANS	W 110- 97	27-0	14-8	41-8	Aldridge-36	Green-7 Aldridge-10	Parker-8 Diaw-4	Davis-28	18,418
Feb 5	@Dallas	W 116- 90	27-0	15-8	42-8	Leonard-23	Aldridge-10	Parker-8	Anderson-13	20,404
Feb 6	L.A. LAKERS	W 106-102	28-0	15-8	43-8	Aldridge-26	Leonard-13	West-5	Villanueva-13	18,418
Feb 9	MIAMI	W 119-101	28-0	16-8	44-8	Aldridge-28	Leonard-9	Parker-5	Bryant-25	18,418
Feb 10	@Orlando	W 98- 96	28-0	17-8	45-8	Leonard-29	Aldridge-7 Leonard-7 Duncan-7	Mills-7 Leonard-7 Parker-4	Wade-20 Fournier-28	19,723 17,467
Feb 18	L.A. Clipper	L 86-105	28-0	17-9	45-9	Parker-14	Duncan-6	Parker-4 West-4	Paul-28	19,410
Feb 19	LA. Lakers	W 119-113	28-0	18-9	46-9	Parker-25	Duncan-13	Mills-7	Bryant-25	18,997
Feb 21	@Phoenix	W 118- 92	28-0	19-9	47-9	Parker-22	Aldridge-10	Mills-5	Len-23	16,224
Feb 24	@Sacramento	W 108- 92	28-0	20-9	48-9	Parker-23	Aldridge-9	Diaw-7	Cousins-22	17,317
Feb 25	Utah	W 96- 78	28-0	21-9	49-9	Leonard-29	Duncan-11	Parker-6	Favors-25	19,311
Feb 27	@Houston	W 104- 94	28-0	22-9	50-9	Leonard-27	Aldridge-16	Duncan-6	Harden-27	18,240
Mar 2	DETROIT	W 97- 81	29-0	22-9	51-9	Leonard-27	Aldridge-10	Parker-6	Morris-16	18,418
Mar 3	@New Orleans	W 94- 86	29-0	23-9	52-9	Leonard-30	Leonard-11	Mills-8	Harris-16	17,781
Mar 5	SACRAMENTO	W 104- 94	30-0	23-9	53-9	Leonard-25	Leonard-13	Parker-7	Gordon-23	17,818
Mar 7	@Indiana	L 91- 99	30-0	23-10	53-10	Aldridge-23	Duncan-14	Parker-5	Cousins-31	18,418
Mar 8	@Minnesota	W 116- 91	30-0	24-10	54-10	Aldridge-29	Marjanovic-8 Aldridge-10	Miller-5	Wiggins-23	14,093
Mar 10	CHICAGO	W 109-101	31-0	24-10	55-10	Leonard-29	Aldridge-10	Parker-12	Gasol-21	18,418
Mar 12	OKLAHOMA CITY	W 93- 85	32-0	24-10	56-10	Leonard-26	Aldridge-9	Parker-4	Durant-28	18,418
Mar 15	L.A. CLIPPERS	W 101- 87	33-0	24-10	57-10	Leonard-26	Duncan-7	Mills-6	Paul-22	18,418
Mar 17	PORTLAND	W 118-110	34-0	24-10	58-10	Aldridge-22	Duncan-7	Parker-16	McCollum-26	18,418
Mar 19	GOLDEN STATE	W 87- 79	35-0	24-10	59-10	Aldridge-26	Leonard-14	Parker-6	K. Thompson-15	18,825
Mar 21	@Charlotte	L 88- 91	35-0	24-11	59-11	Parker-29	Aldridge-12	Parker-7	Lin-29	18,260
Mar 23	MIAMI	W 112- 88	36-0	24-11	60-11	Leonard-32	Duncan-9	Parker-5	Richardson-17	18,418
Mar 25	MEMPHIS	W 102-104	37-0	24-11	61-11	Aldridge-32	Aldridge-12	Ginobili-5 Duncan-7	Ja. Green-20	18,418
Mar 26	@Oklahoma City	L 92-111	37-0	24-12	61-12	West-17 Simons-17	Miller-8 Duncan-3	West-3 Anderson-3	Durant-31	18,203
Mar 28	@Memphis	W 101- 87	37-0	25-12	62-12	Aldridge-31	Duncan-13	Anderson-7	V. Carter-14	17,133
Mar 30	NEW ORLEANS	W 102- 98	38-0	25-12	63-12	Ginobili-20	Aldridge-5	Parker-6	Ajina-18	18,765
Apr 2	TORONTO	W 102- 95	39-0	25-12	64-12	Leonard-33	Aldridge-15	Parker-4	Fowel-17	18,418
Apr 5	@Utah	W 88- 86	39-0	26-13	65-13	Leonard-18	Leonard-8	Anderson-4	Hood-23	19,381
Apr 7	@Golden State	L 101-112	39-0	26-13	65-13	Leonard-23	Anderson-11	West-9	Curry-27	19,596
Apr 8	@Denver	L 98-102	39-0	26-14	65-14	Duncan-21	West-7	Mills-7	Nurkic-21	16,347
Apr 10	GOLDEN STATE	L 86- 92	39-1	26-14	65-15	Aldridge-24	Leonard-13	Leonard-5	Curry-37	18,698
Apr 12	OKLAHOMA CITY	W 102- 88 (OT)	40-1	26-14	66-15	Leonard-26	Duncan-9	Leonard-5	Timberly-17	18,765
Apr 13	@Dallas	W 96- 91	40-1	27-14	67-15	Marjanovic-22	Marjanovic-12	Diaw-7	Felton-22	20,346



FORMER
SPURS



SPURS RETIRED JERSEYS



#13 JAMES SILAS

Moved to San Antonio in the summer of 1973 when the Dallas Chaparrals became the San Antonio Spurs ... in eight seasons with the Spurs, appeared in 540 regular season games, averaging 17.1 points, 4.0 assists and 3.0 rebounds ... enjoyed his best season during the 1975-76 campaign when he averaged 23.8 points, 5.4 assists, 4.0 rebounds and 1.85 steals while appearing in all 84 games ... was named an ABA All-Star in both 1975 and 1976 ... injuries hit in the middle of his career ... suffered a broken ankle in the 1976 ABA Playoffs ... then blew out a knee in November of 1976 ... was able to return from the injuries to string together three solid seasons with the Spurs before being traded to Cleveland on June 6, 1981 ... had his No. 13 retired on February 28, 1984.



#44 GEORGE GERVIN

Spent 12 of his 14 seasons in professional basketball with the Spurs ... captured four NBA scoring titles (only two players in history have more: Michael Jordan and Wilt Chamberlain) ... appeared in 12 All-Star Games (named the MVP of the 1980 Game) ... holds the NBA record (along with Carmelo Anthony) for the most points in a quarter, exploding for 33 in the second quarter on April 9, 1978 in New Orleans ... inducted into the Naismith Memorial Basketball Hall of Fame on May 6, 1996 ... in his 14-year professional career appeared in a total of 1,060 regular season games, averaging 25.1 points, 5.3 rebounds and 2.6 assists per contest while shooting .504 from the field and .841 from the line ... scored a total of 26,595 points (which is the 13th highest combined ABA/NBA total in history) ... his No. 44 was retired on December 5, 1987.



#00 JOHNNY MOORE

Spent nine seasons with the Spurs, averaging 9.4 points, 7.4 assists, 3.0 rebounds and 1.96 steals in 519 regular season games ... during the 1981-82 season led the NBA in assists, averaging 9.6 assists per contest (edging out Magic Johnson of the Lakers who averaged 9.5 assists) ... ranks second on the Spurs all-time assists list with 3,865 ... on December 26, 1985, was diagnosed with Desert Fever ... early on doctors said the disease would be fatal ... showing the same fight off the court as he did on it, he beat the disease ... returned to play three more seasons with the Spurs before retiring after the 1989-90 campaign ... his No. 00 was retired on March 20, 1998.



#50 DAVID ROBINSON

Ended his 14-year career on June 15, 2003 with his second NBA Championship ... averaged 21.1 points, 10.6 rebounds and 3.00 blocks in 987 regular season games ... the Spurs all-time NBA leader in games played, points and blocked shots ... the NBA's MVP in 1995, the NBA Defensive Player of the Year in 1992 and the NBA Rookie of the Year in 1990 ... won the NBA's rebounding title (1991), blocked shots title (1992) and scoring title (1994) ... one of only 22 players to be named to 10 All-NBA Teams ... the only male basketball player in U.S. history to appear in three Olympic Games: Seoul (1988), Barcelona (1992), and Atlanta (1996) ... a gentleman on the court and an All-Star in the community, he was honored with the 2001 NBA Sportsmanship Award and the 2003 J. Walter Kennedy Award ... his No. 50 was retired on November 10, 2003 ... was inducted into the Naismith Memorial Hall of Fame on September 11, 2009.



#32 SEAN ELLIOTT

Spent 11 of his 12 NBA seasons with the Spurs ... will always be remembered for the Memorial Day Miracle ... the Spurs trailed the Trail Blazers 85-83 with 12 seconds left when he caught an inbounds pass and literally tip-toed the out of bounds line while sinking a 24-foot three-pointer ... the victory propelled the Spurs to their first NBA Championship ... one month after the 1999 NBA Championship, announced that he would need a kidney transplant ... on July 21, 1999, received a kidney from his older brother, Noel ... eight months later - on March 14, 2000 - became the first NBA player to return to action after a major organ transplant ... in 11 seasons with the Spurs appeared in 669 regular season games, averaging 14.4 points, 4.4 rebounds and 2.5 assists ... a two-time NBA All-Star (1993 and 1996) ... his No. 32 was retired on March 6, 2005.



#6 AVERY JOHNSON

Played 10 of his 16 NBA seasons in San Antonio ... one of five players to spend 10-or-more seasons with the Spurs (along with Tim Duncan, Sean Elliott, George Gervin and David Robinson) ... appeared in 644 regular season games with the Silver and Black, averaging 10.1 points, 6.9 assists, 2.0 rebounds and 1.11 steals in 31.1 minutes ... the Spurs all-time leader in assists, with 4,474 ... ranks among the team's all-time leaders in games (fifth), points (ninth with 6,486) and steals (sixth with 712) ... played a key role in the Spurs first NBA Championship ... averaged 12.6 points and 7.4 assists in the 1999 Playoffs ... with 47.0 seconds left in Game 5 of the Finals hit an 18-foot jumper, the final basket for either team, to give the Spurs a 78-77 win over the Knicks and clinch the 1999 NBA Championship ... won the 1998 NBA Sportsmanship Award ... appeared in 1,054 games in his NBA career ... known as the Little General, he and Calvin Murphy are the only players in NBA history under 6-feet tall to appear in over 1,000 NBA games ... his No. 6 was retired on December 22, 2007.



#12 BRUCE BOWEN

Spent nine seasons (2001-09) in San Antonio and appeared in 630 games ... one of just eight players to appear in 600-plus games with the Spurs ... started in every game he played in for the Silver and Black, averaging 6.4 points, 3.0 rebounds and 1.3 assists in 31.2 minutes ... earned eight All-Defensive selections and was a part of three NBA Championships (2003, 2005, 2007) ... became the seventh Spur to have jersey retired ... the Spurs honored Bowen on March 21, 2012 by retiring his No. 12 jersey.



#21 TIM DUNCAN

The Spurs all-time franchise leader in points, rebounds, blocks, games played and minutes played ... he is the only player in Spurs franchise history to win five NBA championships and the Silver and Black reached the playoffs in each of his 19 seasons ... since Duncan was drafted first overall in the 1997 NBA Draft, the Spurs posted the best winning percentage over any 19-year span in NBA history ... 1998 Rookie of the Year was named NBA MVP twice (2002, 2003) and NBA Finals MVP three times (1999, 2003 and 2005) ... totaled 15 All-NBA Team selections (tied for most all-time) and 15 NBA All-Defensive Team honors (most all-time), garnering both honors in the same season 15 times, the most in league history ... 15-time All-Star appeared in a total of 1,392 games and averaged 19.0 points, 10.8 rebounds, 3.0 assists and 2.17 blocks ... one of three players in NBA history to reach 1,000 career wins ... Duncan is the eighth player in Spurs history to have his jersey retired ... the Spurs retired Duncan's No. 21 jersey on Dec. 18, 2016.

FORMER SPURS STATISTICS

AHEARN, BLAKE #19

How Obtained: Signed as free agent, 11/16/08

How Departed: Waived, 12/15/08

NBA (1 Year)

YEAR	GP	MIN	FGM-FGA	PCT	3-POINT FGM-FGA	PCT	FTM-FTA	PCT	REBS	AVG	AST	PF-DQ	STL	TO	BLK	PTS	AVG
08-09	3	19	2-6	.333	2-4	.500	2-2	1.000	1	0.3	2	3-0	1	1	0	8	2.7

6-2 G

Missouri State '07

5/27/84

ALEXANDER, CORY #1

How Obtained: First round pick, 1995 Draft, 29th overall

How Departed: Waived, 2/27/98

NBA (3 Years)

YEAR	GP	MIN	FGM-FGA	PCT	3-POINT FGM-FGA	PCT	FTM-FTA	PCT	REBS	AVG	AST	PF-DQ	STL	TO	BLK	PTS	AVG
95-96	60	560	63-155	.406	26-66	.394	16-25	.640	42	0.7	121	94-0	27	68	2	168	2.8
96-97	80	1454	194-490	.396	94-252	.373	95-129	.736	123	1.5	254	148-0	82	146	16	577	7.2
97-98	37	501	60-145	.414	20-64	.313	25-37	.676	47	1.3	71	53-2	25	47	5	165	4.5
TOT	177	2515	317-790	.401	140-382	.366	136-191	.712	212	1.2	446	295-2	134	261	23	910	5.1

NBA PLAYOFFS (1 Year)

1996	9	70	10-24	.417	1-5	.200	5-7	.714	9	1.0	9	8-0	2	6	0	26	2.9
------	---	----	-------	------	-----	------	-----	------	---	-----	---	-----	---	---	---	----	-----

6-1 G

Virginia '95

6/22/73

ANDERSON, DEREK #1

How Obtained: Signed as free agent, 8/4/00

How Departed: Traded to Portland, with Kerr, for S. Smith, 7/25/01

NBA (1 Year)

YEAR	GP	MIN	FGM-FGA	PCT	3-POINT FGM-FGA	PCT	FTM-FTA	PCT	REBS	AVG	AST	PF-DQ	STL	TO	BLK	PTS	AVG
00-01	82	2859	413-993	.416	101-253	.399	342-402	.851	363	4.4	301	188-1	120	165	14	1269	15.5

NBA PLAYOFFS (1 Year)

2001	7	194	16-61	.262	6-22	.273	16-21	.762	19	2.7	17	10-0	3	15	0	54	7.7
------	---	-----	-------	------	------	------	-------	------	----	-----	----	------	---	----	---	----	-----

6-5 G

Kentucky '97

7/18/74

ANDERSON, GREG "CADILLAC" #33

How Obtained: (1) First round pick, 1987 Draft, 23rd overall (2) Signed as free agent, 9/29/95

How Departed: (1) Traded to Milwaukee, along with Robertson, for Cummings, 5/28/89 (2) Unsigned free agent, 7/97

NBA (4 Years)

YEAR	GP	MIN	FGM-FGA	PCT	3-POINT FGM-FGA	PCT	FTM-FTA	PCT	REBS	AVG	AST	PF-DQ	STL	TO	BLK	PTS	AVG
87-88	82	1984	379-756	.501	1-5	.200	198-328	.604	513	6.3	79	228-1	54	143	122	957	11.7
88-89	82	2401	460-914	.503	0-3	.000	207-403	.514	676	8.2	61	221-2	102	180	103	1127	13.7
95-96	46	344	24-47	.511	0-1	.000	6-25	.240	100	2.2	10	66-0	9	22	24	54	1.2
96-97	82	1659	130-262	.496	0-1	.000	62-93	.667	448	5.5	34	225-2	63	73	67	322	3.9
TOT	292	6388	993-1979	.502	1-10	.100	473-849	.557	1737	5.9	184	740-5	228	418	316	2460	8.4

NBA PLAYOFFS (2 Years)

1988	3	95	17-36	.472	0-0	.000	4-9	.444	21	7.0	3	10-1	2	10	4	38	12.7
1996	6	34	0-5	.000	0-0	.000	1-2	.500	9	1.5	0	5-0	2	4	1	1	0.2
TOT	9	129	17-41	.415	0-0	.000	5-11	.455	30	3.3	3	15-0	4	14	5	39	4.3

6-10 C

Houston '87

6/22/64

ANDERSON, JAMES #25

How Obtained: First round pick, 2010 Draft, 20th overall

How Departed: Unsigned Free Agent, 8/12

NBA (2 Years)

YEAR	GP	MIN	FGM-FGA	PCT	3-POINT FGM-FGA	PCT	FTM-FTA	PCT	REBS	AVG	AST	PF-DQ	STL	TO	BLK	PTS	AVG
10-11	26	286	31-81	.383	18-46	.391	14-18	.778	23	0.9	18	24-0	3	13	6	94	3.6
11-12	51	603	66-174	.379	19-68	.279	39-52	.750	79	1.5	41	35-0	8	30	2	190	3.7
TOT	77	889	97-255	.380	37-114	.325	53-70	.757	102	1.3	59	59-0	11	43	8	284	3.7

6-6 G

Oklahoma State '10

3/25/89

ANDERSON, MICHAEL #10

How Obtained: Signed 10-day contract, 1/26/89; Signed 10-day contract, 2/6/89; Signed for season, 2/15/89

How Departed: Waived, 4/18/89

NBA (1 Year)

YEAR	GP	MIN	FGM-FGA	PCT	3-POINT FGM-FGA	PCT	FTM-FTA	PCT	REBS	AVG	AST	PF-DQ	STL	TO	BLK	PTS	AVG
88-89	36	730	73-175	.417	1-7	.143	57-82	.695	89	2.5	153	64-0	44	84	3	204	5.7

5-11 G

Drexel '88

3/23/66

ANDERSON, WILLIE #40

How Obtained: First round pick, 1988 Draft, 10th overall

How Departed: Selected by Toronto in 1995 NBA Expansion Draft, 6/24/95

NBA (7 Years)

YEAR	GP	MIN	FGM-FGA	PCT	3-POINT FGM-FGA	PCT	FTM-FTA	PCT	REBS	AVG	AST	PF-DQ	STL	TO	BLK	PTS	AVG
88-89	81	2738	640-1285	.498	4-21	.190	224-289	.775	417	5.1	372	295-8	150	261	62	1508	18.6
89-90	82	2788	532-1082	.492	7-26	.269	217-290	.748	372	4.5	364	252-3	111	198	58	1288	15.7
90-91	75	2592	453-991	.457	7-35	.200	170-213	.798	351	4.7	358	226-4	79	167	46	1083	14.4
91-92	57	1889	312-685	.455	13-56	.232	107-138	.775	300	5.3	302	151-2	54	140	51	744	13.1
92-93	38	560	80-186	.430	1-8	.125	22-28	.786	57	1.5	79	52-0	14	44	6	183	4.8
93-94	80	2488	394-837	.471	22-68	.324	145-171	.848	242	3.0	347	187-1	71	153	46	955	11.9
94-95	38	556	76-162	.469	3-19	.158	30-41	.732	55	1.4	53	71-1	26	38	10	185	4.9
TOT	451	13611	2487-5228	.476	57-233	.245	915-1170	.782	1794	4.0	1875	1234-19	505	1001	279	5946	13.2

NBA PLAYOFFS (5 Years)

1990	10	375	87-168	.518	2-5	.400	29-36	.806	54	5.4	52	40-2	9	26	4	205	20.5
1991	4	159	33-68	.485	2-10	.200	8-13	.615	19	4.8	19	16-0	6	13	2	76	19.0
1993	10	219	37-82	.451	6-11	.545	15-17	.882	23	2.3	28	23-0	9	12	2	95	9.5
1994	4	106	14-37	.378	1-1	1.000	4-7	.571	8	2.0	12	7-0	5	4	2	33	8.3
1995	11	97	9-20	.450	0-1	.000	2-3	.667	12	1.1	10	12-0	5	8	0	20	1.8
TOT	39	956	180-375	.480	11-28	.393	58-76	.763	116	3.0	121	98-2	34	63	10	429	11.0

6-8 G

Georgia '88

1/8/67

FORMER SPURS STATISTICS

ANTHONY, JOEL #30										6-9	F/C	UNLV '08	8/9/82				
How Obtained: Signed as free agent, 2/12/17																	
How Departed: Unsigned free agent, 7/17																	
NBA (1 Year)																	
YEAR	GP	MIN	FGM-FGA	PCT	3-POINT FGM-FGA	PCT	FTM-FTA	PCT	REBS	AVG	AST	PF-DQ	STL	TO	BLK	PTS	AVG
16-17	19	122	10-16	.625	0-0	.000	5-8	.625	31	1.6	3	11-0	2	4	6	25	1.3
NBA PLAYOFFS (1 Year)																	
2017	3	15	3-4	.750	0-0	.000	0-1	.000	4	1.3	0	2-0	0	1	2	6	2.0

AVERITT, WILLIAM #10										6-1	G	Pepperdine '73	7/22/52				
How Obtained: Contract purchased from San Diego, 1973																	
How Departed: Traded to Kentucky for second round pick in '75 and cash, 6/24/74																	
ABA (1 Year)		3-POINT															
YEAR	GP	MIN	FGM-FGA	PCT	3-POINT FGM-FGA	PCT	FTM-FTA	PCT	REBS	AVG	AST	PF-DQ	STL	TO	BLK	PTS	AVG
73-74	74	1639	343-912	.376	9-50	.180	156-224	.696	121	1.6	132	166-0	63	137	6	851	11.5
ABA PLAYOFFS (1 Year)																	
1974	6	104	19-51	.373	0-3	.000	15-19	.789	11	1.8	2	11-0	1	9	4	53	8.8

AYRES, JEFF #11										6-9	F/C	Arizona State '09				4/29/87			
How Obtained: Signed as free agent, 7/11/13																			
How Departed: Unsigned free agent, 7/15																			
NBA (2 Years)																			
3-POINT																			
YEAR	GP	MIN	FGM-FGA	PCT	FGM-FGA	PCT	FTM-FTA	PCT	REBS	AVG	AST	PF-DQ	STL	TO	BLK	PTS	AVG		
13-14	73	952	101-174	.580	0-0	.000	38-55	.691	258	3.5	60	146-0	13	63	25	240	3.3		
14-15	51	383	55-95	.579	0-0	.000	27-36	.750	117	2.3	14	60-0	8	26	8	137	2.7		
TOT	124	1335	156-269	.580	0-0	.000	65-91	.714	375	3.0	74	206-0	21	89	33	377	3.0		
NBA PLAYOFFS (2 Years)																			
2014	17	65	6-13	.462	0-0	.000	5-8	.625	19	1.1	5	6-0	0	1	0	17	1.0		
2015	3	12	0-1	.000	0-0	.000	0-0	.000	3	1.0	2	0-0	0	0	0	0	0.0		
TOT	20	77	6-14	.429	0-0	.000	5-8	.625	22	1.1	7	6-0	0	1	0	17	0.9		

BANKS, GENE #20										6-8		F	Duke '81		5/15/59				
How Obtained: First round pick, 1981 Draft, 28th overall																			
How Departed: Traded to Chicago for S. Johnson and 2nd round pick in '85, 6/18/85																			
NBA (4 Years)																			
YEAR	GP	MIN	FGM-FGA	PCT	3-POINT FGM-FGA	PCT	FTM-FTA	PCT	REBS	AVG	AST	PF-DQ	STL	TO	BLK	PTS	AVG		
81-82	80	1700	311-652	.477	0-8	.000	145-212	.684	411	5.1	147	199-2	55	106	17	767	9.6		
82-83	81	2722	505-919	.550	0-5	.000	196-278	.705	612	7.6	279	229-3	78	171	21	1206	14.9		
83-84	80	2600	424-747	.568	1-6	.167	200-270	.741	582	7.3	254	256-5	105	166	23	1049	13.1		
84-85	82	2091	289-493	.586	1-3	.333	199-257	.774	445	5.4	234	220-3	65	140	13	778	9.5		
TOT	323	9113	1529-2811	.544	2-22	.090	740-1017	.728	2050	6.3	914	904-13	303	583	74	3800	11.8		
NBA PLAYOFFS (3 Years)																			
1982	9	146	30-65	.462	0-1	.000	4-10	.400	43	4.8	9	12-0	4	6	3	64	7.1		
1983	11	398	76-150	.507	0-0	.000	23-35	.657	76	6.9	50	25-1	11	21	1	175	15.9		
1985	1	10	0-1	.000	0-0	.000	0-0	.000	0	0.0	1	3-0	0	2	0	0	0.0		
TOT	21	554	106-216	.491	0-1	.000	27-45	.600	119	5.7	60	40-1	15	29	4	239	11.4		

BARDO, STEVE #42										6-6	G	Illinois '90	4/5/68										
How Obtained: (1) Signed as free agent, 9/5/91; (2) Signed to 10-day contract, 2/19/92																							
How Departed: (1) Waived, 11/12/91; (2) Waived, 2/27/92																							
NBA (1 Year)																							
										3-POINT													
YEAR	GP	MIN	FGM-FGA	PCT	FGM-FGA	PCT	FTM-FTA	PCT	REBS	AVG	AST	PF-DQ	STL	TO	BLK	PTS	AVG						
91-92	1		0-0	.000	0-0	.000	0-0	.000	1	1.0	0	0-0	0	0	0	0	0.0						

BARRY, BRENT #17					6-7		G		Oregon State '95					12/31/71				
How Obtained: (1) Signed as free agent, 7/15/04. (2) Signed as a free agent, 3/24/08																		
How Departed: (1) Traded to Seattle with Elson and a first round pick for Thomas, 2/20/08. (2) Unsigned free agent, 7/08																		
NBA (4 Years)					3-POINT													
YEAR	GP	MIN	FGM-FGA	PCT	FGM-FGA	PCT	FTM-FTA	PCT	REBS	AVG	AST	PF-DQ	STL	TO	BLK	PTS	AVG	
04-05	81	1742	194-459	.423	100-280	.357	113-135	.837	190	2.3	178	123-0	39	64	20	601	7.4	
05-06	74	1259	156-345	.452	80-202	.396	39-59	.661	159	2.1	123	99-1	39	52	27	431	5.8	
06-07	75	1631	202-425	.475	128-287	.446	103-117	.880	160	2.1	138	88-0	56	61	12	635	8.5	
07-08	31	554	77-160	.481	48-112	.429	19-20	.950	55	1.8	67	93-0	29	56	10	221	7.1	
TOT	261	5186	629-1389	.453	356-881	.404	274-331	.828	564	2.2	506	403-1	163	233	69	1888	7.2	
NBA PLAYOFFS (4 Years)																		
04-05	23	555	48-105	.457	28-66	.424	17-21	.810	56	2.4	44	44-1	15	27	4	141	6.1	
05-06	13	301	34-61	.557	17-34	.500	16-21	.762	32	2.5	22	29-0	9	9	3	101	7.8	
06-07	19	225	21-60	.350	15-49	.306	2-2	1.000	25	1.3	21	17-0	4	11	2	59	3.1	
07-08	16	227	26-53	.491	19-41	.463	12-15	.800	18	1.1	17	12-0	6	9	2	83	5.2	
TOT	71	1308	129-279	.462	79-190	.416	47-59	.797	131	1.8	104	112-1	34	56	11	384	5.4	

BASSETT, TIM #21										6-8		F	Georgia '73				4/1/51			
How Obtained: Signed as free agent, 3/22/80																				
How Departed: Waived, 6/6/80																				
NBA (1 Year)																				
YEAR	GP	MIN	FGM-FGA	PCT	3-POINT FGM-FGA	PCT	FTM-FTA	PCT	REBS	AVG	AST	PF-DQ	STL	TO	BLK	PTS	AVG			
79-80	5	72	4-12	.333	0-0	.000	2-3	.667	15	3.0	10	13-0	3	5	0	10	2.0			
NBA PLAYOFFS (1 Year)																				
1980	3	19	1-2	.500	0-0	.000	0-0	.000	1	0.3	0	7-0	0	1	0	2	0.7			

BATEER, MENGKE #34										6-11	C	Inner Mongolia, China	11/20/75				
--------------------	--	--	--	--	--	--	--	--	--	------	---	-----------------------	----------	--	--	--	--

FORMER SPURS STATISTICS

BATTON, DAVE #45

6-10 C

Notre Dame '78

3/26/56

How Obtained: From Washington for future considerations, 7/11/83

How Departed: Waived, 11/10/83

NBA (1 Year)

YEAR	GP	MIN	FGM-FGA	PCT	3-POINT FGM-FGA	PCT	FTM-FTA	PCT	REBS	AVG	AST	PF-DQ	STL	TO	BLK	PTS	AVG
83-84	4	31	5-10	.500	0-0	.000	0-0	.000	4	1.0	3	5-0	0	4	3	10	2.5

BAYNES, ARON #16

6-10 F/C

Washington State '09

12/9/86

How Obtained: Signed as free agent, 1/23/13

How Departed: Unsigned free agent, 7/15

NBA (3 Years)

YEAR	GP	MIN	FGM-FGA	PCT	3-POINT FGM-FGA	PCT	FTM-FTA	PCT	REBS	AVG	AST	PF-DQ	STL	TO	BLK	PTS	AVG
12-13	16	141	18-36	.500	0-1	.000	7-12	.583	32	2.0	5	23-0	1	11	6	43	2.7
13-14	53	491	71-163	.436	0-0	.000	19-21	.905	145	2.7	34	77-1	2	36	5	161	3.0
14-15	70	1122	185-327	.566	1-4	.250	90-104	.865	318	4.5	35	162-3	16	65	22	461	6.6
TOT	139	1754	274-526	.521	1-5	.200	116-137	.847	495	3.6	74	262-4	19	112	33	665	4.8
NBA PLAYOFFS (3 Years)																	
2013	4	23	4-7	.571	0-0	.000	0-0	.000	5	1.3	0	4-0	0	1	0	8	2.0
2014	14	101	12-24	.500	0-1	.000	8-10	.800	31	2.2	0	15-0	3	7	0	32	2.3
2015	4	40	3-10	.300	0-0	.000	3-3	1.000	10	2.5	1	9-1	0	3	0	9	2.3
TOT	22	164	19-41	.463	0-1	.000	11-13	.846	46	2.1	1	28-1	3	11	0	49	2.2

BEDFORD, WILLIAM #00

7-1 C

Memphis State '86

12/3/63

How Obtained: Signed as free agent, 10/26/92

How Departed: Waived, 1/4/93

NBA (1 Year)

YEAR	GP	MIN	FGM-FGA	PCT	3-POINT FGM-FGA	PCT	FTM-FTA	PCT	REBS	AVG	AST	PF-DQ	STL	TO	BLK	PTS	AVG
92-93	16	66	9-27	.333	1-1	1.000	6-12	.500	10	0.6	0	15-0	0	1	1	25	1.6

BELINELLI, MARCO #3

6-5 G

Italy

3/25/86

How Obtained: Signed as free agent, 7/11/13

How Departed: Unsigned free agent, 7/15

NBA (2 Years)

YEAR	GP	MIN	FGM-FGA	PCT	3-POINT FGM-FGA	PCT	FTM-FTA	PCT	REBS	AVG	AST	PF-DQ	STL	TO	BLK	PTS	AVG
13-14	80	2016	337-695	.485	126-293	.430	111-131	.847	226	2.8	179	130-0	50	95	7	911	11.4
14-15	62	1388	199-470	.423	86-230	.374	84-99	.848	157	2.5	94	85-0	31	61	3	568	9.2
TOT	142	3404	536-1165	.460	212-523	.405	195-230	.848	383	2.7	273	215-0	81	156	10	1479	10.4
NBA PLAYOFFS (2 Years)																	
2014	23	356	44-99	.444	16-38	.421	21-22	.955	52	2.3	19	23-0	3	12	0	125	5.4
2015	7	116	20-39	.513	14-30	.467	11-13	.846	13	1.9	10	10-0	2	5	0	65	9.3
TOT	30	472	64-138	.464	30-68	.441	32-35	.914	65	2.1	29	33-0	5	17	0	190	6.3

BERRY, WALTER #6

6-8 F

St. John's '86

5/14/64

How Obtained: From Portland for Duckworth, 12/18/86

How Departed: Traded to New Jersey for Comegys, 8/29/88

NBA (2 Years)

YEAR	GP	MIN	FGM-FGA	PCT	3-POINT FGM-FGA	PCT	FTM-FTA	PCT	REBS	AVG	AST	PF-DQ	STL	TO	BLK	PTS	AVG
86-87	56	1567	401-758	.529	0-3	.000	186-287	.648	302	5.4	104	188-2	36	153	40	988	17.6
87-88	73	1922	540-960	.563	0-0	.000	192-320	.600	395	5.4	110	207-2	55	162	63	1272	17.4
TOT	129	3489	941-1718	.548	0-3	.000	378-607	.639	697	5.4	214	395-4	91	315	103	2260	17.5
NBA PLAYOFFS (1 Year)																	
1988	3	94	27-50	.540	0-1	.000	12-15	.800	21	7.0	6	10-0	5	11	2	66	22.0

BLAB, UWE #33

7-1 C

Indiana '85

3/26/62

How Obtained: From Golden State for C. Welp, 2/22/90

How Departed: Waived, 10/1/90

NBA (1 Year)

YEAR	GP	MIN	FGM-FGA	PCT	3-POINT FGM-FGA	PCT	FTM-FTA	PCT	REBS	AVG	AST	PF-DQ	STL	TO	BLK	PTS	AVG
89-90	7	50	6-11	.545	0-0	.000	3-6	.500	9	1.3	1	9-0	0	5	0	15	2.1
NBA PLAYOFFS (1 Year)																	
1990	2	5	0-1	.000	0-0	.000	3-6	.500	2	1	1	0-0	0	0	0	3	1.5

BLACKWELL, NATE #3

6-4 G

Temple '87

2/15/65

How Obtained: Second round pick, 1987 Draft, 27th overall

How Departed: Waived, 12/1/87

NBA (1 Year)

YEAR	GP	MIN	FGM-FGA	PCT	3-POINT FGM-FGA	PCT	FTM-FTA	PCT	REBS	AVG	AST	PF-DQ	STL	TO	BLK	PTS	AVG
87-88	10	112	15-41	.366	2-11	.182	5-6	.833	6	0.6	18	16-0	3	8	0	37	3.7

BLAIR, DEJUAN #45

6-7 C/F

Pittsburgh '09

4/22/89

How Obtained: Second round pick, 2009 Draft, 37th overall

How Departed: Unsigned free agent, 7/13

NBA (4 Years)

YEAR	GP	MIN	FGM-FGA	PCT	3-POINT FGM-FGA	PCT	FTM-FTA	PCT	REBS	AVG	AST	PF	STL	TO	BLK	PTS	AVG
09-10	82	1494	275-495	.556	0-2	.000	88-161	.547	326	6.4	65	224	50	112	39	638	7.8
10-11	81	1734	292-583	.501	0-2	.000	90-137	.657	350	7.0	77	213	95	113	42	674	8.3
11-12	64	1362	269-204	.534	0-1	.000	73-119	.613	197	5.5	78	168	59	92	12	611	9.5
12-13	61	851	142-271	.524	0-1	.000	44-70	.629	164	3.8	45	112	37	49	10	328	5.4
TOT	288	5441	978-1853	.528	0-6	.000	295-487	.606	1672	5.8	265	717	241	366	103	2251	7.8
NBA PLAYOFFS (4 Years)																	
09-10	10	91	16-32	.500	0-0	.000	5-9	.556	39	3.9	5	18-0	5	2	4	37	3.7
10-11	4	50	7-21	.333	0-0	.000	3-5	.600	13	3.3	2	6-0	0	2	1	17	4.3
11-12	10	76	17-27	.630	0-0	.000	3-6	.500	23	2.3	2	10-0	3	1	1	37	3.7
12-13	12	76	21-34	.618	0-0	.000	8-13	.615	24	2.0	7	14-0	5	1	1	47	3.9
TOT	36	293	61-114	.535	0-0	.000	16-29	.552	99	2.8	16	48-0	13	6	7	138	3.8

FORMER SPURS STATISTICS

BOGANS, KEITH #10

How Obtained: Signed as free agent, 9/21/09

How Departed: Unsigned free agent, 8/10

NBA (1 Year)

YEAR	GP	MIN	FGM-FGA	PCT	3-POINT FGM-FGA	PCT	FTM-FTA	PCT	REBS	AVG	AST	PF-DQ	STL	TO	BLK	PTS	AVG
09-10	79	1559	120-298	.403	70-196	.357	37-50	.740	176	2.2	95	156-1	45	53	12	347	4.4
NBA PLAYOFFS (1 Year)																	
09-10	8	55	2-10	.200	1-6	.167	0-0	.000	6	0.8	2	9-0	2	2	1	5	0.6

6-5

G/F

Kentucky '03

5/12/80

BONNER, MATT #15

How Obtained: From Toronto - along with Eric Williams and a 2009 second round pick, in exchange for Rasho Nesterovic, on 06/21/06

How Departed: Unsigned free agent, 7/05

NBA (10 Years)

YEAR	GP	MIN	FGM-FGA	PCT	3-POINT FGM-FGA	PCT	FTM-FTA	PCT	REBS	AVG	AST	PF-DQ	STL	TO	BLK	PTS	AVG
06-07	56	653	106-237	.447	36-94	.383	27-38	.711	156	2.8	22	67-1	17	25	11	275	4.9
07-08	68	853	121-291	.416	46-137	.336	38-44	.864	192	2.8	32	111-0	14	39	17	326	4.8
08-09	81	1928	266-536	.496	118-268	.440	17-23	.739	386	4.8	82	190-1	47	37	26	667	8.2
09-10	65	1161	166-372	.446	90-231	.390	35-48	.729	214	3.3	68	109-1	30	39	24	457	7.0
10-11	66	1432	172-371	.464	105-230	.457	32-43	.744	239	3.6	60	110-0	26	27	21	481	7.3
11-12	65	1326	154-350	.440	105-250	.420	16-21	.762	214	3.3	61	68-0	15	14	21	429	6.6
12-13	68	909	112-230	.487	53-120	.442	11-15	.733	129	1.9	36	86-0	17	16	19	288	4.2
13-14	61	690	73-164	.445	42-98	.429	9-12	.750	130	2.1	31	49-0	15	16	11	197	3.2
14-15	72	935	94-230	.409	46-126	.365	30-37	.811	115	1.6	47	65-0	10	11	12	264	3.7
15-16	30	206	29-57	.509	15-34	.441	3-4	.750	27	0.9	9	16-0	6	3	1	76	2.5
TOT	632	10092	1293-2838	.456	656-1588	.413	218-285	.765	1802	2.9	448	871-3	197	227	163	3460	5.5
NBA PLAYOFFS (9 Years)																	
06-07	9	25	2-7	.286	1-4	.250	2-2	1.000	3	0.3	0	6-0	2	3	0	7	0.8
07-08	2	9	2-3	.667	0-0	---	0-0	---	2	1.0	2	0-0	0	0	0	4	2.0
08-09	5	100	5-23	.217	3-13	.231	2-2	1.000	16	3.2	0	10-0	3	2	2	15	3.0
09-10	10	173	19-44	.432	10-27	.370	2-2	1.000	32	3.2	4	22-0	1	7	3	50	5.0
10-11	6	123	12-25	.480	6-18	.333	8-10	.800	19	3.2	2	18-0	1	1	1	38	6.3
11-12	13	165	10-32	.313	8-23	.348	3-5	.600	25	1.9	9	24-0	2	3	4	31	2.4
12-13	20	267	28-59	.475	15-32	.469	10-12	.833	39	2.0	6	35-0	5	2	5	81	4.1
13-14	22	136	10-21	.476	4-12	.333	3-4	.750	14	0.6	11	12-0	2	2	1	27	1.2
14-15	7	36	2-10	.200	2-9	.222	0-0	---	6	0.9	1	8-0	0	1	1	6	0.9
TOT	94	1034	90-224	.402	49-138	.355	30-37	.811	156	1.7	35	135-0	16	21	17	259	2.8

6-10

F/C

Florida '03

4/5/80

BOWEN, BRUCE #12

How Obtained: Signed as free agent, 7/31/01

How Departed: Traded to Milwaukee, along with K. Thomas, as part of the Jefferson trade, 6/23/09

NBA (8 Years)

YEAR	GP	MIN	FGM-FGA	PCT	3-POINT FGM-FGA	PCT	FTM-FTA	PCT	REBS	AVG	AST	PF-DQ	STL	TO	BLK	PTS	AVG
01-02	59	1699	155-398	.389	56-148	.378	46-96	.479	162	2.7	88	116-0	62	66	25	412	7.0
02-03	82	2566	223-479	.466	101-229	.441	36-89	.404	239	2.9	113	190-0	66	72	42	583	7.1
03-04	82	2624	211-502	.420	77-212	.363	66-114	.579	253	3.1	113	166-1	84	90	33	565	6.9
04-05	82	2627	251-598	.420	102-253	.403	71-112	.634	285	3.5	126	175-0	55	57	39	675	8.2
05-06	82	3755	232-536	.433	104-245	.424	51-84	.607	320	3.9	126	191-0	79	67	30	619	7.5
06-07	82	2464	189-467	.405	89-232	.384	43-73	.589	223	2.7	117	175-1	62	65	25	510	6.2
07-08	81	2448	174-428	.407	90-215	.419	45-69	.652	234	2.9	91	177-0	54	46	22	483	6.0
08-09	80	1508	79-187	.422	42-98	.429	14-26	.538	145	1.8	40	123-1	36	25	13	214	2.7
TOT	630	19691	1514-3595	.421	661-1632	.400	372-663	.561	1861	3.0	814	1197-3	498	488	229	4061	6.4
NBA PLAYOFFS (8 Years)																	
01-02	10	345	25-61	.410	11-25	.440	7-14	.500	33	3.3	14	28-0	11	7	7	68	6.8
02-03	24	750	54-145	.372	35-80	.438	23-42	.548	69	2.9	39	52-0	20	15	17	166	6.9
03-04	10	298	23-63	.365	11-29	.379	3-13	.231	29	2.9	10	24-0	4	4	3	60	6.0
04-05	23	814	46-128	.359	29-67	.433	11-17	.647	66	2.9	36	77-0	11	15	13	132	5.7
05-06	13	442	32-61	.525	15-30	.500	1-2	.500	28	2.2	16	42-0	11	9	8	80	6.2
06-07	20	689	47-119	.395	33-74	.446	3-6	.500	81	4.1	26	54-0	28	14	4	130	6.5
07-08	17	508	37-93	.398	22-54	.407	8-11	.727	33	1.9	23	41-0	11	9	6	104	6.1
08-09	5	130	7-13	.538	5-9	.556	2-2	1.000	15	3.0	3	10-0	3	3	0	21	4.2
TOT	274	4183	443-774	.452	0-4	.000	105-174	.603	1063	3.9	249	602-6	78	186	66	991	3.6

6-7

G/F

Cal State Fullerton '93

6/14/71

BOWIE, ANTHONY #25

How Obtained: Signed 10-day contract, 3/20/89; Signed 10-day contract, 3/29/89; Signed for season, 4/9/89

How Departed: Traded to Houston for cash, 8/15/89

NBA (1 Year)

YEAR	GP	MIN	FGM-FGA	PCT	3-POINT FGM-FGA	PCT	FTM-FTA	PCT	REBS	AVG	AST	PF-DQ	STL	TO	BLK	PTS	AVG
88-89	18	438	72-144	.500	1-5	.200	10-15	.667	56	3.1	29	43-1	18	22	4	155	8.6

6-6

G

Oklahoma '86

11/9/63

BRATZ, MIKE #23

How Obtained: From Cleveland for a third round pick in '83, 10/28/81

How Departed: Traded to Chicago for a fourth round pick in '83, 3/8/83

NBA (1 Year)

YEAR	GP	MIN	FGM-FGA	PCT	3-POINT FGM-FGA	PCT	FTM-FTA	PCT	REBS	AVG	AST	PF-DQ	STL	TO	BLK	PTS	AVG
81-82	81	1616	230-565	.407	46-138	.333	119-152	.783	166	2.0	438	183-0	65	139	11	625	7.7
NBA PLAYOFFS (1 Year)																	
1982	9	180	15-52	.288	5-18	.278	8-10	.800	14	1.6	48	20-0	9	12	0	43	4.8

6-2

G

Stanford '77

10/17/55

FORMER SPURS STATISTICS

BREWER, RON #10

6-4 G Arkansas '78

9/16/55

How Obtained: (1) From Portland for M. Gale and a first round pick in '82, 12/19/80; (2) From Golden St. for cash and a second round pick in '85, 1/21/84

How Departed: (1) Traded to Cleveland, with R. Johnson, for Mitchell and Phegley, 12/24/81; (2) Waived, 12/5/84

NBA (4 Years)

YEAR	GP	MIN	FGM-FGA	PCT	3-POINT FGM-FGA	PCT	FTM-FTA	PCT	REBS	AVG	AST	PF-DQ	STL	TO	BLK	PTS	AVG
80-81	46	904	180-385	.468	0-2	.000	65-80	.813	53	1.2	93	53-0	27	54	25	425	9.2
81-82	25	595	182-361	.504	3-10	.300	77-88	.875	50	2.0	67	37-0	23	34	7	444	17.8
83-84	40	782	152-345	.441	3-13	.231	41-50	.820	50	1.3	44	54-0	18	33	16	348	8.7
84-85	9	81	13-34	.382	0-0	.000	7-7	1.000	3	0.3	6	8-0	1	4	1	33	3.7
TOT	120	2362	527-1125	.468	6-25	.240	190-225	.844	156	1.3	210	152-0	9	125	49	1250	10.4

NBA PLAYOFFS (1 Year)

1981	7	118	29-61	.475	1-3	.333	21-29	.724	5	0.7	13	6-0	2	6	6	80	11.4
------	---	-----	-------	------	-----	------	-------	------	---	-----	----	-----	---	---	---	----	------

BRICKOWSKI, FRANK #43

6-10 F

Penn State '81

8/15/59

How Obtained: From LA Lakers, with Gudmundsson, a first round pick in '87 and a second round pick in '90, for M. Thompson, 2/13/87

How Departed: Traded to Milwaukee for P. Pressey, 8/1/90

NBA (4 Years)

YEAR	GP	MIN	FGM-FGA	PCT	3-POINT FGM-FGA	PCT	FTM-FTA	PCT	REBS	AVG	AST	PF-DQ	STL	TO	BLK	PTS	AVG
86-87	7	83	10-30	.333	0-4	.000	10-11	.909	19	2.7	5	13-0	6	7	2	30	4.3
87-88	70	2227	425-805	.528	1-5	.200	268-349	.768	483	6.9	266	275-11	74	207	36	1119	16.0
88-89	64	1822	337-654	.515	0-2	.000	201-281	.715	406	6.3	131	252-10	102	165	35	875	13.7
89-90	78	1438	211-387	.545	0-2	.000	95-141	.674	327	4.2	105	226-4	66	93	37	517	6.6
TOT	219	5570	983-1876	.524	1-13	.077	574-782	.734	1235	5.6	507	766-25	248	472	110	2541	11.6

NBA PLAYOFFS (2 Years)

1988	3	113	22-44	.500	1-1	1.000	13-19	.684	22	7.3	14	12-0	6	9	2	58	19.3
------	---	-----	-------	------	-----	-------	-------	------	----	-----	----	------	---	---	---	----	------

1990	10	161	31-54	.574	0-0	.000	17-26	.654	44	4.4	11	31-0	8	15	1	79	7.9
------	----	-----	-------	------	-----	------	-------	------	----	-----	----	------	---	----	---	----	-----

TOT	13	274	53-98	.540	1-1	1.000	30-45	.666	66	5.1	25	43-0	14	24	3	137	10.5
------------	-----------	------------	--------------	-------------	------------	--------------	--------------	-------------	-----------	------------	-----------	-------------	-----------	-----------	----------	------------	-------------

ABA (1 Year)

YEAR	GP	MIN	FGM-FGA	PCT	3-POINT FGM-FGA	PCT	FTM-FTA	PCT	REBS	AVG	AST	PF-DQ	STL	TO	BLK	PTS	AVG
75-76	47	882	125-271	.461	0-1	.000	78-92	.848	174	3.7	121	81-0	24	63	2	328	7.0

NBA (3 Years)

76-77	82	2017	365-747	.489	0-0	.000	206-258	.798	348	4.2	240	195-1	89	63	2	936	11.4
77-78	82	1481	257-538	.478	0-0	.000	152-208	.731	257	3.1	194	150-0	69	146	4	666	8.1
78-79	74	1324	174-354	.492	0-0	.000	124-149	.832	247	3.3	231	154-0	56	108	15	472	6.4

TOT	238	4822	796-1639	.486	0-0	.000	482-615	.784	852	3.6	665	499-1	214	317	21	2074	8.7
------------	------------	-------------	-----------------	-------------	------------	-------------	----------------	-------------	------------	------------	------------	--------------	------------	------------	-----------	-------------	------------

ABA PLAYOFFS (1 Year)

1976	7	97	13-35	.371	0-1	.000	19-24	.792	14	2.0	12	14-0	5	8	0	45	6.4
------	---	----	-------	------	-----	------	-------	------	----	-----	----	------	---	---	---	----	-----

NBA PLAYOFFS (3 Years)

1977	2	28	3-9	.333	0-0	.000	2-9	.222	4	2.0	7	6-0	2	8	0	8	4.0
------	---	----	-----	------	-----	------	-----	------	---	-----	---	-----	---	---	---	---	-----

1978	5	51	9-15	.600	0-0	.000	4-6	.667	11	2.2	7	10-0	2	5	0	22	4.4
------	---	----	------	------	-----	------	-----	------	----	-----	---	------	---	---	---	----	-----

1979	13	163	20-49	.408	0-0	.000	16-21	.762	27	2.1	28	17-0	9	11	5	56	4.3
------	----	-----	-------	------	-----	------	-------	------	----	-----	----	------	---	----	---	----	-----

TOT	20	242	32-73	.438	0-0	.000	22-36	.611	42	2.1	42	33-0	13	24	5	86	4.3
------------	-----------	------------	--------------	-------------	------------	-------------	--------------	-------------	-----------	------------	-----------	-------------	-----------	-----------	----------	-----------	------------

BRITTAIN, MIKE #40

7-0 C

South Carolina '85

6/21/63

How Obtained: (1) Second round pick, 1985 Draft, 29th overall; (2) Signed 10-day contract, 3/12/87

How Departed: (1) Waived, 10/28/86; (2) Waived, 3/30/87

NBA (2 Years)

YEAR	GP	MIN	FGM-FGA	PCT	3-POINT FGM-FGA	PCT	FTM-FTA	PCT	REBS	AVG	AST	PF-DQ	STL	TO	BLK	PTS	AVG
85-86	32	219	22-43	.512	0-0	.000	10-19	.526	49	1.5	5	54-1	3	20	12	54	1.7
86-87	6	29	4-9	.444	0-0	.000	1-2	.500	4	0.7	2	3-0	1	2	0	9	1.5

TOT	38	248	26-52	.500	0-0	.000	11-21	.524	53	1.4	7	57-1	4	22	12	63	1.7
------------	-----------	------------	--------------	-------------	------------	-------------	--------------	-------------	-----------	------------	----------	-------------	----------	-----------	-----------	-----------	------------

NBA PLAYOFFS (1 Year)

1986	1	2	1-2	.500	0-0	.000	0-0	.000	1	1.0	0	0-0	0	0	1	2	2.0
------	---	---	-----	------	-----	------	-----	------	---	-----	---	-----	---	---	---	---	-----

BROWN, CHUCKY #52

6-8 F

NC State '89

2/29/68

How Obtained: Signed as free agent, 10/1/99

How Departed: Waived, 2/4/00

NBA (1 Year)

YEAR	GP	MIN	FGM-FGA	PCT	3-POINT FGM-FGA	PCT	FTM-FTA	PCT	REBS	AVG	AST	PF-DQ	STL	TO	BLK	PTS	AVG
99-00	30	602	82-176	.466	1-3	.333	25-31	.806	77	2.6	41	53-0	8	28	10	190	6.3

BROWN, DEVIN #23

6-5 G

UTSA '02

12/30/78

How Obtained: (1) Signed as free agent, 9/30/02. (2) Signed as free agent, 11/3/02. (3) Signed as free agent, 8/1/03

How Departed: (1) Waived, 10/23/02. (2) Waived, 11/19/02. (3) Unsigned free agent, 7/05

NBA (3 Years)

YEAR	GP	MIN	FGM-FGA	PCT	3-POINT FGM-FGA	PCT	FTM-FTA	PCT	REBS	AVG	AST	PF-DQ	STL	TO	BLK	PTS	AVG
02-03	7	22	5-10	.500	0-0	.000	2-2	.100	7	1.0	2	3-0	0	5	0	12	1.7
03-04	58	627	85-196	.434	4-14	.286	60-74	.811	130	2.2	33	61-0	15	38	4	234	4.0
04-05	67	1238	173-409	.423	45-121	.372	103-130	.792	176	2.6	92	83-0	39	53	12	494	7.4

TOT	132	1887	263-615	.428	49-135	.363	165-206	.801	313	2.4	127	147-0	54	96	16	740	5.6
------------	------------	-------------	----------------	-------------	---------------	-------------	----------------	-------------	------------	------------	------------	--------------	-----------	-----------	-----------	------------	------------

NBA PLAYOFFS (2 Years)

2004	9	130	18-37	.486	6-10	.600	10-17	.588	18	2.0	9	18-1	3	7	1	52	5.8
------	---	-----	-------	------	------	------	-------	------	----	-----	---	------	---	---	---	----	-----

2005	12	60	7-20	.350	3-7	.429	4-7	.571	7	0.6	3	3-0	1	1	0	21	1.8
------	----	----	------	------	-----	------	-----	------	---	-----	---	-----	---	---	---	----	-----

TOT	21	190	25-57	.439	9-17	.529	14-24	.583	25	1.2	12	21-1	4	8	1	73	3.5
------------	-----------	------------	--------------	-------------	-------------	-------------	--------------	-------------	-----------	------------	-----------	-------------	----------	----------	----------	-----------	------------

BROWN, ROGER #42

6-11 C

Kansas '72

2/23/50

How Obtained: Signed as free agent, 1973

How Departed: Waived, 1/21/73

ABA (1 Year)

YEAR	GP	MIN	FGM-FGA	PCT	3-POINT FGM-FGA	PCT	FTM-FTA	PCT	REBS	AVG	AST	PF-DQ	STL	TO	BLK	PTS	AVG
73-74	2	26	5-6	.833	0-0	.000	0-0	.000	6	3.0	1	4-0	0	2	0	10	5.0

FORMER SPURS STATISTICS

BROWN, SHANNON #1															6-4		G	MICHIGAN STATE '06							11/29/85	
How Obtained: (1) Signed 10-day contract, 2/1/14; (2) Signed second 10-day contract, 2/12/14																										
NBA (1 Year)																										
YEAR	GP	MIN	FGM-FGA	PCT	3-POINT FGM-FGA	PCT	FTM-FTA	PCT	REBS	AVG	AST	PF-DQ	STL	TO	BLK	PTS	AVG									
13-14	10	103	8-28	.286	0-2	.000	7-9	.778	13	1.3	5	0-0	1	8	0	23	2.3									
BRYANT, MARK #2															6-9		F	Seton Hall '88							4/25/65	
How Obtained: Signed as free agent, 8/1/01																										
How Departed: Traded to Philadelphia, with the rights to Salmon and Holcomb, for Claxton, 6/26/02																										
NBA (1 Year)																										
YEAR	GP	MIN	FGM-FGA	PCT	3-POINT FGM-FGA	PCT	FTM-FTA	PCT	REBS	AVG	AST	PF-DQ	STL	TO	BLK	PTS	AVG									
01-02	30	206	25-55	.455	0-0	.000	6-8	.750	44	1.5	10	38-1	7	6	2	56	1.9									
NBA PLAYOFFS (1 Year)																										
2002	9	91	9-20	.450	0-0	.000	3-6	.500	12	1.3	1	14-0	1	1	2	21	2.3									
BUECHLER, JUD #33															6-6		F	Arizona '90							6/19/68	
How Obtained: Claimed off waivers from New Jersey, 11/12/91																										
How Departed: Waived, 12/17/91																										
NBA (1 Year)																										
YEAR	GP	MIN	FGM-FGA	PCT	3-POINT FGM-FGA	PCT	FTM-FTA	PCT	REBS	AVG	AST	PF-DQ	STL	TO	BLK	PTS	AVG									
91-92	11	140	15-30	.500	0-0	.000	3-9	.333	22	2.0	11	18-0	8	5	3	33	3.0									
BURTON, WILLIE #9															6-8		F	Minnesota '90							5/26/68	
How Obtained: Signed as free agent, 2/24/98																										
How Departed: Unsigned free agent, 7/1/98																										
NBA (1 Year)																										
YEAR	GP	MIN	FGM-FGA	PCT	3-POINT FGM-FGA	PCT	FTM-FTA	PCT	REBS	AVG	AST	PF-DQ	STL	TO	BLK	PTS	AVG									
97-98	13	43	8-21	.381	8-12	.667	3-9	.333	9	0.7	1	7-0	2	1	2	27	2.1									
BUTLER, JACKIE #45															6-10		C	Coastal Christian Academy							3/10/85	
How Obtained: Signed as free agent, 7/21/06																										
How Departed: Traded to Houston, with the rights to Scola, for Spanoulis, 7/12/07																										
NBA (1 Year)																										
YEAR	GP	MIN	FGM-FGA	PCT	3-POINT FGM-FGA	PCT	FTM-FTA	PCT	REBS	AVG	AST	PF-DQ	STL	TO	BLK	PTS	AVG									
06-07	11	103	16-35	.457	0-0	.000	9-10	.900	22	2.0	5	16-0	2	10	0	41	3.7									
BUTLER, RASUAL #18															6-7		G/F	La Salle '02							5/23/79	
How Obtained: Signed as free agent, 9/28/15																										
How Departed: Waived, 3/9/16																										
NBA (1 Year)																										
YEAR	GP	MIN	FGM-FGA	PCT	3-POINT FGM-FGA	PCT	FTM-FTA	PCT	REBS	AVG	AST	PF-DQ	STL	TO	BLK	PTS	AVG									
15-16	46	432	49-104	.471	15-49	.306	11-16	.688	56	1.2	24	11-0	13	8	23	124	2.7									
BYARS, DERRICK #34															6-7		G/F	Vanderbilt '07							4/25/84	
How Obtained: Signed as free agent, 4/25/12																										
How Departed: Waived, 8/21/12																										
NBA (1 Year)																										
YEAR	GP	MIN	FGM-FGA	PCT	3-POINT FGM-FGA	PCT	FTM-FTA	PCT	REBS	AVG	AST	PF-DQ	STL	TO	BLK	PTS	AVG									
11-12	2	37	3-11	.273	0-6	.000	4-4	1.000	11	5.5	1	2-0	2	0	0	10	5									
CALVIN, MACK #24															6-0		G	USC '69							7/27/48	
How Obtained: From LA Lakers for a first round pick in '77 and cash, 11/16/76																										
How Departed: Waived, 2/11/77																										
NBA (1 Year)																										
YEAR	GP	MIN	FGM-FGA	PCT	3-POINT FGM-FGA	PCT	FTM-FTA	PCT	REBS	AVG	AST	PF-DQ	STL	TO	BLK	PTS	AVG									
76-77	35	606	93-237	.392	—	—	123-146	.842	31	0.9	104	58-0	23	—	1	309	8.8									
CARR, ANTOINE #35															6-9		F	Wichita State '83							7/23/61	
How Obtained: From Sacramento for Schintzius and a second round pick in '94, 9/23/91																										
How Departed: Unsigned free agent, 7/1/94																										
NBA (3 Years)																										
YEAR	GP	MIN	FGM-FGA	PCT	3-POINT FGM-FGA	PCT	FTM-FTA	PCT	REBS	AVG	AST	PF-DQ	STL	TO	BLK	PTS	AVG									
91-92	81	1867	359-732	.490	1-5	.200	162-212	.764	346	4.3	63	264-5	32	114	96	881	10.9									
92-93	71	1947	379-705	.538	0-5	.000	174-224	.777	388	5.5	97	264-5	35	96	87	932	13.1									
93-94	34	465	78-160	.488	0-1	.000	42-58	.724	51	1.5	15	75-0	9	15	22	198	5.8									
TOT	186	4279	816-1597	.511	1-11	.091	378-494	.765	785	4.2	175	603-10	76	225	205	2011	10.8									
NBA PLAYOFFS (3 Years)																										
1992	3	109	24-44	.545	1-2	.500	10-16	.625	23	7.7	3	14-1	2	4	11	59	19.7									
1993	8	171	39-74	.527	0-0	.000	6-10	.600	38	4.8	9	28-1	3	7	9	84	10.5									
1994	3	37	5-11	.455	0-0	.000	8-9	.889	1	0.3	3	7-0	1	0	2	18	6.0									
TOT	14	317	68-129	.527	1-2	.500	24-35	.686	62	4.4	15	49-2	6	11	22	161	11.5									
CARROLL, MATT #3															6-6		G	Notre Dame '03							8/28/80	
How Obtained: Signed as free agent, 3/8/04																										
How Departed: Unsigned free agent, 7/04																										
NBA (1 Year)																										
YEAR	GP	MIN	FGM-FGA	PCT	3-POINT FGM-FGA	PCT	FTM-FTA	PCT	REBS	AVG	AST	PF-DQ	STL	TO	BLK	PTS	AVG									
03-04	3	22	2-5	.400	0-0	.000	2-4	.500	3	1.0	1	5-0	1	4	0	6	2.0									
CARTER, ANTHONY #7															6-2		G	Hawaii '98							6/16/75	
How Obtained: Signed as free agent, 8/1/03																										
How Departed: Waived, 12/5/03																										
NBA (1 Year)																										
YEAR	GP	MIN	FGM-FGA	PCT	3-POINT FGM-FGA	PCT	FTM-FTA	PCT	REBS	AVG	AST	PF-DQ	STL	TO	BLK	PTS	AVG									
03-04	5	87	11-37	.297	0-3	.000	0-0	.000	11	2.2	12	9-0	4	12	0	22	4.4									

FORMER SPURS STATISTICS

CHAMBERS, JERRY #40

How Obtained: Signed as free agent, 1973

How Departed: Waived, 1/24/74

ABA (1 Year)

YEAR	GP	MIN	FGM-FGA	PCT	3-POINT FGM-FGA	PCT	FTM-FTA	PCT	REBS	AVG	AST	PF-DQ	STL	TO	BLK	PTS	AVG
73-74	38	579	94-206	.456	0-0	.000	36-48	.750	103	2.7	42	74-0	11	28	3	224	5.9

6-5 F Utah '66

7/18/43

CHEEKS, MAURICE #10

How Obtained: From Philadelphia, with Welp and Wingate, for Dawkins and Vincent, 8/28/89

How Departed: Traded to New York for Strickland, 2/21/90

NBA (1 Year)

YEAR	GP	MIN	FGM-FGA	PCT	3-POINT FGM-FGA	PCT	FTM-FTA	PCT	REBS	AVG	AST	PF-DQ	STL	TO	BLK	PTS	AVG
89-90	50	1766	215-450	.478	1-9	.111	114-137	.832	167	3.3	302	46-0	82	85	5	545	10.9

6-1 G

West Texas State '78

9/8/56

CLAXTON, SPEEDY #10

How Obtained: From Philadelphia for Bryant and the draft rights to Salmon and Holcomb, 6/26/02

How Departed: Unsigned free agent, 7/16/03

NBA (1 Year)

YEAR	GP	MIN	FGM-FGA	PCT	3-POINT FGM-FGA	PCT	FTM-FTA	PCT	REBS	AVG	AST	PF-DQ	STL	TO	BLK	PTS	AVG
02-03	30	471	67-145	.462	0-11	.000	39-57	.684	56	1.9	75	43-0	22	35	7	173	5.8

NBA PLAYOFFS (1 Year)

2003	24	326	46-105	.438	0-0	.000	33-44	.750	45	1.9	45	38-0	16	24	5	125	5.2
------	----	-----	--------	------	-----	------	-------	------	----	-----	----	------	----	----	---	-----	-----

5-11 G

Hofstra '00

5/8/78

COMEGYS, DALLAS #22

How Obtained: From New Jersey for Berry, 8/29/88

How Departed: Unsigned free agent, 7/1/89

NBA (1 Year)

YEAR	GP	MIN	FGM-FGA	PCT	3-POINT FGM-FGA	PCT	FTM-FTA	PCT	REBS	AVG	AST	PF-DQ	STL	TO	BLK	PTS	AVG
88-89	67	1119	166-341	.487	0-2	.000	106-161	.658	234	3.5	30	160-2	42	85	63	438	6.5

6-9 F

DePaul '87

8/17/64

COOK, DARWIN #12

How Obtained: Signed as free agent, 11/10/88

How Departed: Traded to Denver, with Greenwood, for Natt and Vincent, 1/26/89

NBA (1 Year)

YEAR	GP	MIN	FGM-FGA	PCT	3-POINT FGM-FGA	PCT	FTM-FTA	PCT	REBS	AVG	AST	PF-DQ	STL	TO	BLK	PTS	AVG
88-89	36	757	147-315	.467	6-31	.194	46-56	.821	59	1.6	84	77-0	43	62	4	346	9.6

6-3 G

Portland '80

8/6/58

COOK, JEFF #45

How Obtained: From Cleveland for Jones and cash, 12/14/84

How Departed: Traded to Utah, with Iavaroni, for J. Wilkins, 2/16/86

NBA (2 Years)

YEAR	GP	MIN	FGM-FGA	PCT	3-POINT FGM-FGA	PCT	FTM-FTA	PCT	REBS	AVG	AST	PF-DQ	STL	TO	BLK	PTS	AVG
84-85	54	848	92-174	.529	0-0	.000	30-37	.811	210	3.9	39	150-2	25	32	14	214	4.0

85-86	34	356	28-67	.418	0-1	.000	26-41	.634	81	2.4	21	64-0	13	11	11	82	2.4
-------	----	-----	-------	------	-----	------	-------	------	----	-----	----	------	----	----	----	----	-----

TOT	88	1204	120-241	.498	0-1	.000	56-78	.718	291	3.3	60	214-2	38	43	25	296	3.4
------------	-----------	-------------	----------------	-------------	------------	-------------	--------------	-------------	------------	------------	-----------	--------------	-----------	-----------	-----------	------------	------------

NBA PLAYOFFS (1 Year)

1985	5	98	9-18	.500	0-1	.000	17-25	.680	29	5.8	4	23-0	5	6	6	35	7.0
------	---	----	------	------	-----	------	-------	------	----	-----	---	------	---	---	---	----	-----

6-10 F/C

Idaho State '78

10/21/56

COPA, TOM #30

How Obtained: Signed as free agent, 8/9/91

How Departed: Waived, 6/25/92

NBA (1 Year)

YEAR	GP	MIN	FGM-FGA	PCT	3-POINT FGM-FGA	PCT	FTM-FTA	PCT	REBS	AVG	AST	PF-DQ	STL	TO	BLK	PTS	AVG
91-92	33	132	22-40	.550	0-0	.000	4-13	.308	36	1.1	3	29-0	2	8	6	48	1.5

6-10 C

Marquette '87

10/30/64

CORBIN, TYRONE #23

How Obtained: Second round pick, 1985 Draft, 35th overall

How Departed: Waived, 1/21/87

NBA (2 Years)

YEAR	GP	MIN	FGM-FGA	PCT	3-POINT FGM-FGA	PCT	FTM-FTA	PCT	REBS	AVG	AST	PF-DQ	STL	TO	BLK	PTS	AVG
85-86	16	174	27-64	.422	0-1	.000	10-14	.714	25	1.6	11	21-0	11	12	2	64	4.0

86-87	31	732	113-264	.428	0-0	.000	49-67	.731	119	3.8	80	81-0	38	46	3	275	8.9
-------	----	-----	---------	------	-----	------	-------	------	-----	-----	----	------	----	----	---	-----	-----

TOT	47	906	140-328	.427	0-1	.000	59-81	.728	144	3.1	91	102-0	49	58	5	339	7.2
------------	-----------	------------	----------------	-------------	------------	-------------	--------------	-------------	------------	------------	-----------	--------------	-----------	-----------	----------	------------	------------

NBA PLAYOFFS (1 Year)

1986	1	14	0-4	.000	0-0	.000	0-0	.000	1	1.0	1	0-0	0	0	0	0	0.0
------	---	----	-----	------	-----	------	-----	------	---	-----	---	-----	---	---	---	---	-----

6-6 F

DePaul '85

12/31/62

CORZINE, DAVE #40

How Obtained: From Washington for second round picks in '81 and '82, 9/26/80

How Departed: Traded to Chicago, with Olberding, for Gilmore, 7/22/82

NBA (2 Years)

YEAR	GP	MIN	FGM-FGA	PCT	3-POINT FGM-FGA	PCT	FTM-FTA	PCT	REBS	AVG	AST	PF-DQ	STL	TO	BLK	PTS	AVG
80-81	82	1960	366-747	.490	0-3	.000	125-175	.714	636	7.8	117	212-0	42	131	99	857	10.5

81-82	82	2189	336-648	.519	1-4	.250	159-213	.746	629	7.7	130	235-3	33	139	126	832	10.1
-------	----	------	---------	------	-----	------	---------	------	-----	-----	-----	-------	----	-----	-----	-----	------

TOT	164	4149	702-1395	.503	1-7	.143	284-388	.732	1265	7.7	247	447-3	75	270	225	1689	10.3
------------	------------	-------------	-----------------	-------------	------------	-------------	----------------	-------------	-------------	------------	------------	--------------	-----------	------------	------------	-------------	-------------

NBA PLAYOFFS (2 Years)

1981	7	161	27-55	.491	0-0	.000	9-13	.692	48	6.9	16	15-0	4	11	8	63	9.0
------	---	-----	-------	------	-----	------	------	------	----	-----	----	------	---	----	---	----	-----

1982	9	258	49-106	.462	0-0	.000	24-34	.706	85	9.4	17	30-0	6	20	9	122	13.6
------	---	-----	--------	------	-----	------	-------	------	----	-----	----	------	---	----	---	-----	------

TOT	16	419	76-161	.472	0-0	.000	33-47	.702	133	8.3	33	45-0	10	31	17	185	11.6
------------	-----------	------------	---------------	-------------	------------	-------------	--------------	-------------	------------	------------	-----------	-------------	-----------	-----------	-----------	------------	-------------

6-11 C

DePaul '78

4/25/56

COURTNEY, JOE #40

How Obtained: Signed 10-day contract, 3/2/97

NBA (1 Year)

YEAR	GP	MIN	FGM-FGA	PCT	3-POINT FGM-FGA	PCT	FTM-FTA	PCT	REBS	AVG	AST	PF-DQ	STL	TO	BLK	PTS	AVG
96-97	5	48	5-16	.313	0-0	.000	3-5	.600	7	1.4	0	6-0	0	2	0	13	2.6

6-9 F

Southern Miss. '92

10/17/69

FORMER SPURS STATISTICS

CROMPTON, GEOFF #50															6-11 C			North Carolina '78			7/4/55		
How Obtained: Signed 10-day contract, 3/4/83; Signed for season, 3/14/83																							
How Departed: Waived, 4/7/83																							
NBA (1 Year)																							
YEAR	GP	MIN	FGM-FGA	PCT	3-POINT FGM-FGA	PCT	FTM-FTA	PCT	REBS	AVG	AST	PF-DQ	STL	TO	BLK	PTS	AVG						
82-83	14	148	14-34	.412	0-0	.000	3-5	.600	48	3.4	7	25-0	3	5	5	31	2.2						
CROSHERE, AUSTIN #22															6-10 F			Providence '97			5/1/75		
How Obtained: Signed 10-day contract, 1/16/09																							
NBA (1 Year)																							
YEAR	GP	MIN	FGM-FGA	PCT	3-POINT FGM-FGA	PCT	FTM-FTA	PCT	REBS	AVG	AST	PF-DQ	STL	TO	BLK	PTS	AVG						
08-09	3	23	2-9	.222	0-4	.000	0-1	.000	10	3.3	3	1-0	0	2	0	4	1.3						
CROWDER, CORY #23															6-5 G			Kentucky Wesleyan '91			4/13/69		
How Obtained: (1) Signed as free agent, 10/6/94; (2) Signed as free agent, 11/12/94																							
How Departed: (1) Waived, 10/27/94; (2) Waived, 12/26/94																							
NBA (1 Year)																							
YEAR	GP	MIN	FGM-FGA	PCT	3-POINT FGM-FGA	PCT	FTM-FTA	PCT	REBS	AVG	AST	PF-DQ	STL	TO	BLK	PTS	AVG						
94-95	7	29	2-10	.200	0-4	.000	2-6	.333	3	0.4	1	1-0	1	2	0	6	0.9						
CUMMINGS, TERRY #34															6-9 F			DePaul '83			3/15/61		
How Obtained: From Milwaukee in exchange for A. Robertson, 5/28/89																							
Unsigned free agent, 7/95																							
NBA (6 Years)																							
YEAR	GP	MIN	FGM-FGA	PCT	3-POINT FGM-FGA	PCT	FTM-FTA	PCT	REBS	AVG	AST	PF-DQ	STL	TO	BLK	PTS	AVG						
89-90	81	2821	728-1532	.475	19-59	.322	343-440	.780	677	8.4	219	286-1	110	202	52	1818	22.4						
90-91	67	2195	503-1039	.484	7-33	.212	164-240	.683	521	7.8	157	225-5	61	131	30	1177	17.6						
91-92	70	2149	514-1053	.488	5-13	.385	177-249	.711	631	9.0	102	210-4	58	115	34	1210	17.3						
92-93	8	76	11-29	.379	0-0	.000	5-10	.500	19	2.4	4	17-0	1	2	1	27	3.4						
93-94	59	1133	183-428	.428	0-2	.000	63-107	.589	297	5.0	50	137-0	31	59	13	429	7.3						
94-95	76	1273	224-464	.483	0-0	.000	72-123	.585	378	5.0	59	188-1	36	95	19	520	6.8						
TOT	361	9647	2163-4545	.476	31-107	.290	824-1169	.705	2523	7.0	591	1063-11	297	604	149	5181	14.4						
NBA PLAYOFFS (6 Years)																							
1990	10	375	103-195	.528	1-5	.200	42-52	.808	94	9.4	22	39-0	7	19	4	249	24.9						
1991	4	124	25-49	.510	0-1	.000	9-18	.500	37	9.3	4	13-0	3	9	2	59	14.8						
1992	3	122	34-66	.515	0-0	.000	10-20	.500	34	11.3	7	9-0	4	7	4	78	26.0						
1993	10	138	31-70	.443	0-1	.000	5-8	.625	39	3.9	5	27-0	3	8	1	67	6.7						
1994	4	72	11-22	.500	0-0	.000	10-12	.833	25	6.3	2	10-0	5	4	3	32	8.0						
1995	15	135	18-48	.375	0-1	.000	22-30	.733	31	2.1	4	25-0	5	7	1	58	3.9						
TOT	46	966	222-450	.493	1-8	.125	98-140	.700	260	5.7	44	103-0	27	54	15	543	11.8						
D'ANTONI, MIKE #14															6-3 G			Marshall '73			5/8/51		
How Obtained: Signed as free agent, 8/20/76																							
How Departed: Waived, 11/22/76																							
NBA (1 Year)																							
YEAR	GP	MIN	FGM-FGA	PCT	3-POINT FGM-FGA	PCT	FTM-FTA	PCT	REBS	AVG	AST	PF-DQ	STL	TO	BLK	PTS	AVG						
76-77	2	9	1-3	.333	0-0	.000	1-2	.500	2	1.0	2	3-0	0	0	0	3	1.5						
DAMPIER, LOUIE #10															6-0 G			Kentucky '67			11/20/44		
How Obtained: ABA Dispersal Draft (Kentucky), 1976																							
How Departed: Waived, 7/79																							
NBA (3 Years)																							
YEAR	GP	MIN	FGM-FGA	PCT	3-POINT FGM-FGA	PCT	FTM-FTA	PCT	REBS	AVG	AST	PF-DQ	STL	TO	BLK	PTS	AVG						
76-77	80	1634	233-507	.460	0-0	.000	64-86	.744	76	1.0	234	93-0	49	9	15	530	6.6						
77-78	82	2037	336-660	.509	0-0	.000	76-101	.752	122	1.5	285	84-0	87	95	13	748	9.1						
78-79	70	760	123-251	.490	0-0	.000	29-39	.744	63	0.9	124	42-0	35	39	8	275	3.9						
TOT	232	4431	692-1418	.488	0-0	.000	169-226	.748	261	1.1	643	219-0	171	134	36	1553	6.7						
NBA PLAYOFFS (3 Years)																							
1977	2	62	4-16	.250	0-0	.000	4-4	1.000	3	1.5	9	4-0	1	0	1	12	6.0						
1978	6	129	17-37	.459	0-0	.000	1-4	.250	7	1.2	15	7-0	4	4	2	35	5.8						
1979	7	55	8-14	.571	0-0	.000	4-7	.571	5	0.7	8	8-0	3	1	1	20	2.9						
TOT	15	246	29-67	.433	0-0	.000	9-15	.600	15	1.0	32	19-0	8	5	4	67	4.5						
DANIELS, ANTONIO #33															6-4 G			Bowling Green '97			3/19/75		
How Obtained: From Vancouver for Herrera and the rights to Lopez, 6/24/98																							
How Departed: Traded to Portland, with McCaskill and C. Smith, for Kerr, Barkley and a second round pick in '03, 8/5/02																							
NBA (4 Years)																							
YEAR	GP	MIN	FGM-FGA	PCT	3-POINT FGM-FGA	PCT	FTM-FTA	PCT	REBS	AVG	AST	PF-DQ	STL	TO	BLK	PTS	AVG						
99-00	47	614	83-183	.454	5-17	.294	49-65	.754	54	1.1	106	39-0	30	44	6	220	4.7						
00-01	68	1195	163-344	.474	22-66	.333	72-101	.713	86	1.3	177	73-0	55	58	5	420	6.2						
00-01	79	2060	275-588	.468	74-183	.404	121-156	.776	163	2.1	304	120-0	61	109	14	745	9.4						
01-02	82	2175	269-612	.440	57-196	.291	158-210	.752	176	2.1	228	104-0	48	70	12	753	9.2						
TOT	276	6044	760-1727	.457	158-462	.342	400-532	.752	479	1.7	815	336-0	194	281	37	2138	7.7						
NBA PLAYOFFS (4 Years)																							
1999	15	106	9-21	.429	4-6	.667	5-6	.833	10	0.7	16	7-0	4	10	0	27	1.8						
2000	4	82	9-23	.391	2-8	.250	9-13	.692	10	2.5	6	5-0	7	6	0	29	7.3						
2001	13	406	63-131	.481	17-46	.370	33-35	.943	26	2.0	38	22-0	7	13	1	176	13.5						
2002	10	224	35-77	.455	6-16	.375	19-22	.864	27	2.7	15	13-0	7	5	3	95	9.5						
TOT	42	818	116-252	.460	29-76	.382	66-76	.868	73	1.7	75	47-0	25	34	4	327	7.6						

FORMER SPURS STATISTICS

DANIELS, LLOYD #24

How Obtained: Signed as free agent, 7/21/92

How Departed: Waived, 10/4/94

NBA (2 Years)

YEAR	GP	MIN	FGM-FGA	PCT	3-POINT FGM-FGA	PCT	FTM-FTA	PCT	REBS	AVG	AST	PF-DQ	STL	TO	BLK	PTS	AVG
92-93	77	1573	285-644	.443	59-177	.333	72-99	.727	216	2.8	148	144-0	38	102	30	701	9.1
93-94	65	980	140-372	.376	44-125	.352	46-64	.719	111	1.7	94	69-0	29	60	16	370	5.7
TOT	142	2553	425-1016	.418	103-302	.341	118-163	.724	327	2.3	242	213-0	67	162	46	1071	7.5

NBA PLAYOFFS (2 Years)

1993	8	74	11-30	.367	1-7	.143	5-6	.833	15	1.9	2	8-0	3	5	0	28	3.5
1994	4	66	8-20	.400	4-8	.500	2-2	1.000	9	2.3	3	4-0	0	2	1	22	5.5
TOT	12	140	19-50	.380	5-15	.333	7-8	.875	24	2.0	5	12-0	3	7	1	50	4.2

DAVIS, CHARLES #23

How Obtained: From Milwaukee, with cash and a second round pick in '89, for Krystkowiak, 11/18/87

How Departed: Waived, 12/28/87

NBA (1 Year)

YEAR	GP	MIN	FGM-FGA	PCT	3-POINT FGM-FGA	PCT	FTM-FTA	PCT	REBS	AVG	AST	PF-DQ	STL	TO	BLK	PTS	AVG
87-88	16	187	42-97	.433	1-15	.067	7-10	.700	38	2.4	17	25-0	0	13	3	92	5.8

DAVIS, HARRY #23

How Obtained: Signed 10-day contract, 2/25/80

How Departed: Waived, 3/3/80

NBA (1 Year)

YEAR	GP	MIN	FGM-FGA	PCT	3-POINT FGM-FGA	PCT	FTM-FTA	PCT	REBS	AVG	AST	PF-DQ	STL	TO	BLK	PTS	AVG
79-80	4	30	6-12	.500	0-0	.000	1-2	.500	6	1.5	0	8-0	1	3	0	13	3.3

DAWKINS, JOHNNY #24

How Obtained: First round pick, 1986 Draft, 10th overall

How Departed: Traded to Philadelphia, with Vincent, for Cheeks, Wingate and Welp, 8/28/89

NBA (3 Years)

YEAR	GP	MIN	FGM-FGA	PCT	3-POINT FGM-FGA	PCT	FTM-FTA	PCT	REBS	AVG	AST	PF-DQ	STL	TO	BLK	PTS	AVG
86-87	81	1682	334-764	.437	14-47	.298	153-191	.801	169	2.1	290	118-0	67	120	3	835	10.3
87-88	65	2179	405-835	.485	19-61	.311	198-221	.896	204	3.1	480	95-0	88	154	2	1027	15.8
88-89	32	1083	177-400	.443	0-4	.000	100-112	.893	101	3.2	224	64-0	55	111	0	454	14.2
TOT	178	4944	916-1999	.458	33-112	.295	451-524	.861	474	2.7	994	277-0	210	385	5	2316	13.0

NBA PLAYOFFS (1 Year)

1988	3	53	6-23	.261	0-2	.000	3-4	.750	3	1.0	5	2-0	2	1	0	15	5.0
------	---	----	------	------	-----	------	-----	------	---	-----	---	-----	---	---	---	----	-----

DAWSON, ERIC #23

How Obtained: (1) Signed 10-day contract, 2/20/12 (2) Signed 10-day contract, 3/16/12

NBA (1 Year)

YEAR	GP	MIN	FGM-FGA	PCT	3-POINT FGM-FGA	PCT	FTM-FTA	PCT	REBS	AVG	AST	PF-DQ	STL	TO	BLK	PTS	AVG
11-12	4	39	7-12	.583	0-0	-	1-2	.500	10	2.5	0	6-0	1	3	2	15	3.8

DAYE, AUSTIN #23

How Obtained: From Toronto in exchange for Nando De Colo, 2/20/14

How Departed: Waived, 1/17/15

NBA (2 Years)

YEAR	GP	MIN	FGM-FGA	PCT	3-POINT FGM-FGA	PCT	FTM-FTA	PCT	REBS	AVG	AST	PF-DQ	STL	TO	BLK	PTS	AVG
13-14	14	115	21-55	.382	12-29	.414	4-7	.571	20	1.4	6	14-0	4	5	4	58	4.1
14-15	26	268	40-115	.348	19-57	.333	4-4	1.000	61	2.3	9	30-0	8	18	3	103	4.0
TOT	40	383	61-170	.359	31-86	.360	8-11	.727	81	2.0	15	44-0	12	23	7	161	4.0

NBA PLAYOFFS (1 Year)

2014	1	6	0-2	.000	0-0	.000	0-0	.000	1	1.0	0	0-0	0	0	0	0	0.0
------	---	---	-----	------	-----	------	-----	------	---	-----	---	-----	---	---	---	---	-----

DE COLO, NANDO #25

How Obtained: Second round pick, 2009 Draft, 29th overall

How Departed: Traded to Toronto, for Daye, 2/20/14

NBA (2 Years)

YEAR	GP	MIN	FGM-FGA	PCT	3-POINT FGM-FGA	PCT	FTM-FTA	PCT	REBS	AVG	AST	PF-DQ	STL	TO	BLK	PTS	AVG
12-13	72	920	105-241	.436	31-82	.378	35-44	.795	138	1.9	138	87-0	41	81	6	276	3.8
13-14	26	301	42-93	.452	10-31	.323	18-22	.818	45	1.7	32	25-0	15	21	3	112	4.3
TOT	98	1221	147-334	.444	41-113	.363	53-66	.803	183	1.8	170	112-0	56	102	9	388	4.1

NBA PLAYOFFS (1 Year)

2013	5	14	1-4	.250	0-3	.000	2-2	1.000	4	0.8	2	1-0	0	0	0	4	0.8
------	---	----	-----	------	-----	------	-----	-------	---	-----	---	-----	---	---	---	---	-----

DEDMON, DEWAYNE #3

How Obtained: Signed as free agent, 7/14/16

How Departed: Unsigned free agent, 7/17

NBA (1 Year)

YEAR	GP	MIN	FGM-FGA	PCT	3-POINT FGM-FGA	PCT	FTM-FTA	PCT	REBS	AVG	AST	PF-DQ	STL	TO	BLK	PTS	AVG
16-17	76	1330	161-259	.622	0-0	.000	65-93	.699	496	6.5	44	180-1	37	61	61	387	5.1
TOT	76	1330	161-259	.622	0-0	.000	65-93	.699	496	6.5	44	180-1	37	61	61	387	5.1

NBA PLAYOFFS (1 Year)

2017	12	97	14-23	.609	0-0	.000	17-32	.531	47	3.9	3	16-0	2	8	3	45	3.8
------	----	----	-------	------	-----	------	-------	------	----	-----	---	------	---	---	---	----	-----

FORMER SPURS STATISTICS

DINKINS, BYRON #4

How Obtained: Signed as free agent, 11/6/90

How Departed: Waived, 12/17/90

NBA (1 Year)

YEAR	GP	MIN	FGM-FGA	PCT	3-POINT FGM-FGA	PCT	FTM-FTA	PCT	REBS	AVG	AST	PF-DQ	STL	TO	BLK	PTS	AVG
90-91	10	14	13-33	.394	0-0	.000	8-9	.889	11	1.1	19	12-0	2	13	0	34	3.4

6-2 G

UNC Charlotte '89

6/15/67

DIOGU, IKE #1

How Obtained: Signed as free agent on 1/3/12

How Departed: Waived on 1/12/12

NBA (1 Year)

YEAR	GP	MIN	FGM-FGA	PCT	3-POINT FGM-FGA	PCT	FTM-FTA	PCT	REBS	AVG	AST	PF-DQ	STL	TO	BLK	PTS	AVG
11-12	2	0	0-2	.000	0-0	.000	2-2	1.000	1	.500	0	1-0	0	1	0	2	1.0

6-9 F

Arizona State '05

9/11/83

DUCKWORTH, KEVIN #54

How Obtained: Second round pick, 1986 Draft, 33rd overall

How Departed: Traded to Portland for Berry, 12/18/86

NBA (1 Year)

YEAR	GP	MIN	FGM-FGA	PCT	3-POINT FGM-FGA	PCT	FTM-FTA	PCT	REBS	AVG	AST	PF-DQ	STL	TO	BLK	PTS	AVG
86-87	14	12	18-45	.400	0-0	.000	9-14	.643	31	2.2	6	27-0	5	4	3	45	3.2

6-11 C

E. Illinois '86

4/1/64

DUNCAN, TIM #21

How Obtained: First round pick, 1997 Draft, 1st overall

How Departed: Retired, 7/11/16

NBA (19 Years)

YEAR	GP	MIN	FGM-FGA	PCT	3-POINT FGM-FGA	PCT	FTM-FTA	PCT	REBS	AVG	AST	PF-DQ	STL	TO	BLK	PTS	AVG
97-98	82	3204	706-1287	.549	0-10	.000	319-482	.662	977	11.9	224	254-1	55	279	206	1731	21.1
98-99	50	1963	418-845	.495	1-7	.143	247-358	.690	571	11.4	121	147-2	45	146	126	1084	21.7
99-00	74	2875	628-1281	.490	1-11	.091	459-603	.761	918	12.4	234	210-1	66	242	165	1716	23.2
00-01	82	3174	702-1406	.499	7-27	.259	409-662	.618	997	12.2	245	247-0	70	242	192	1820	22.2
01-02	82	3329	764-1504	.508	1-10	.100	560-701	.799	1042	12.7	307	217-2	61	263	203	2089	25.5
02-03	81	3181	714-1392	.513	6-22	.273	450-634	.710	1043	12.9	316	231-2	55	248	237	1884	23.3
03-04	69	2527	592-1181	.501	2-12	.167	352-588	.599	859	12.4	213	164-1	62	183	185	1538	22.3
04-05	66	2203	517-1042	.496	3-9	.333	305-455	.670	732	11.1	179	144-0	45	127	174	1342	20.3
05-06	80	2784	574-1185	.484	2-5	.400	335-533	.629	881	11.0	253	219-2	70	198	162	1485	18.6
06-07	80	2726	618-1131	.546	1-9	.111	362-568	.637	846	10.6	273	203-0	66	224	190	1599	20.0
07-08	78	2651	585-1178	.497	0-4	.000	338-463	.730	881	11.3	218	185-1	56	178	152	1508	19.3
08-09	75	2523	558-1107	.504	0-2	.000	334-483	.692	800	10.7	264	173-2	38	165	126	1450	19.3
09-10	78	2438	561-1082	.518	2-11	.182	271-374	.725	788	10.1	246	152-1	45	140	117	1395	17.9
10-11	76	2156	419-838	.500	0-4	.000	184-257	.716	678	8.9	203	119-0	50	122	146	1022	13.4
11-12	58	1634	361-733	.492	0-4	.000	173-249	.695	520	9.0	132	98-0	38	97	88	895	15.4
12-13	69	2078	490-976	.502	2-7	.286	245-300	.817	686	9.9	184	117-0	50	147	183	1227	17.8
13-14	74	2158	444-906	.490	0-5	.000	231-316	.731	721	9.7	220	134-2	43	159	139	1119	15.1
14-15	77	2227	419-819	.512	2-7	.286	230-311	.740	704	9.1	230	165-0	63	131	151	1070	13.9
15-16	61	1536	215-441	.488	0-2	.000	92-131	.702	447	7.3	163	125-0	47	90	78	522	8.6
TOT	1392	47367	10285-20334	.506	30-168	.179	5896-8468	.696	15091	10.8	4225	3304-17	1025	3381	3020	26496	19.0

NBA PLAYOFFS (18 Years)

97-98	9	374	73-140	.521	0-1	.000	40-60	.667	81	9.0	17	24-1	5	25	23	186	20.7
98-99	17	733	144-282	.511	0-3	.000	107-143	.748	195	11.5	48	50-1	13	52	45	395	23.2
00-01	13	526	120-246	.488	1-1	1.000	76-119	.639	188	14.5	49	43-0	14	50	35	317	24.4
01-02	9	380	82-181	.453	1-3	.333	83-101	.822	130	14.4	45	22-0	6	37	39	248	27.6
02-03	24	1021	218-412	.529	0-7	.000	157-232	.677	369	15.4	127	78-0	15	76	79	593	24.7
03-04	10	405	83-159	.522	0-1	.000	55-87	.632	113	11.3	32	34-0	8	42	20	221	22.1
04-05	23	869	197-425	.464	1-5	.200	147-205	.717	286	12.4	63	66-1	8	62	52	542	23.6
05-06	13	493	121-211	.573	0-2	.000	94-131	.718	137	10.5	43	50-1	11	34	25	336	25.8
06-07	20	736	174-334	.521	0-0	---	96-149	.644	229	11.5	65	59-0	13	59	62	444	22.2
07-08	17	666	135-301	.449	1-5	.200	72-115	.626	247	14.5	56	41-0	15	41	35	343	20.2
08-09	5	164	41-77	.532	0-0	---	17-28	.607	40	8.0	16	11-0	3	7	6	99	19.8
09-10	10	373	78-150	.520	1-2	.500	33-69	.478	99	9.9	26	27-0	8	24	17	190	19.0
10-11	6	212	33-69	.478	0-0	---	10-16	.625	63	10.5	16	17-1	3	18	15	76	12.7
11-12	14	463	101-204	.495	0-1	.000	41-58	.707	131	9.4	39	30-0	10	21	29	243	17.4
12-13	21	735	151-321	.470	0-1	.000	79-98	.806	214	10.2	40	53-0	18	42	34	381	18.1
13-14	23	752	149-285	.523	0-2	.000	76-100	.760	211	9.2	45	52-0	7	26	29	374	16.3
14-15	7	250	53-90	.589	0-1	.000	19-34	.559	78	11.1	23	26-1	9	7	10	125	17.9
15-16	10	218	22-52	.423	0-0	---	15-21	.714	48	4.8	14	18-0	2	10	13	59	5.9
TOT	251	9370	1975-3939	.501	5-35	.143	1217-1766	.689	2859	11.4	764	701-6	168	633	568	5172	20.6

NBA ALL-STAR GAMES (15 years)

97-98	1	14	1-4	.250	0-1	.000	0-0	---	11	11.0	1	0-0	0	2	0	2	2.0
98-99	1	33	12-14	.857	0-0	---	0-0	---	14	14.0	4	3-0	1	2	1	24	24.0
00-01	1	28	5-11	.455	0-0	---	4-4	1.000	14	14.0	1	1-0	2	2	1	14	14.0
01-02	1	29	7-11	.636	0-0	---	0-0	---	14	14.0	2	1-0	0	3	2	14	14.0
02-03	1	40	8-18	.444	0-0	---	3-3	1.000	15	15.0	4	2-0	1	3	0	19	19.0
03-04	1	26	6-11	.545	0-0	---	2-4	.500	13	13.0	5	2-0	1	2	0	14	14.0
04-05	1	16	7-10	.700	1-1	1.000	0-1	.000	9	9.0	2	0-0	0	2	0	15	15.0
05-06	1	21	6-7	.857	0-0	---	3-3	1.000	10	10.0	1	2-0	1	5	1	15	15.0
06-07	1	15	2-3	.667	0-0	---	0-0	---	5	5.0	4	1-0	1	0	1	4	4.0
07-08	1	22	2-7	.286	0-1	.000	0-0	---	9	9.0	1	1-0	1	4	1	4	4.0
08-09	1	18	3-5	.600	0-0	---	0-0	---	3	3.0	2	1-0	1	2	1	6	6.0
09-10	1	13	1-4	.250	0-0	---	1-2	.500	4	4.0	0	1-0	2	3	0	3	3.0
10-11	1	12	1-4	.250	0-0	---	0-0	---	3	3.0	2	0-0	2	0	0	2	2.0
12-13	1	8	1-4	.250	0-1	.000	0-0	---	3	3.0	0	1-0	0	1	0	2	2.0
14-15	1	15	1-2	.500	0-0	---	0-0	---	9	9.0	2	0-0	0	0	0	2	2.0
TOT	15	310	63-115	.548	1-4	.250	13-17	.765	136	9.1	31	16-0	13	31	8	140	9.3

FORMER SPURS STATISTICS

DUNLEAVY, MIKE #10										6-3	G	South Carolina '76					3/21/54		
How Obtained: Signed as veteran free agent (Houston got third round pick in '83), 10/16/82																			
How Departed: Signed as veteran free agent with Milwaukee (Spurs got fourth round pick in '84 and cash), 3/8/84																			
NBA (1 Year)										3-POINT									
YEAR	GP	MIN	FGM-FGA	PCT	FGM-FGA	PCT	FTM-FTA	PCT	REBS	AVG	AST	PF-DQ	STL	TO	BLK	PTS	AVG		
82-83	79	1619	213-510	.418	67-194	.345	120-154	.779	134	1.7	437	210-1	74	160	4	613	7.8		
NBA PLAYOFFS (1 Year)																			
1983	11	174	22-65	.338	8-30	.267	9-13	.692	13	1.2	49	22-0	9	14	1	61	5.5		

EDMONSON, KEITH #10										6-5	G	Purdue '81					9/28/60				
How Obtained: From Atlanta for cash, 10/17/83																					
How Departed: Traded to Denver for a second round pick in '84, 1/21/84																					
NBA (1 Year)										3-POINT											
YEAR	GP	MIN	FGM-FGA	PCT	FGM-FGA	PCT	FTM-FTA	PCT	REBS	AVG	AST	PF-DQ	STL	TO	BLK	PTS	AVG				
83-84	40	521	135-274	.493	0-0	.000	76-101	.752	70	1.8	27	67-1	22	45	6	346	8.7				

EISLEY, HOWARD #1					6-3		G	Boston College '94					12/4/72				
How Obtained: Signed to 10-day contract, 2/26/95; Signed to 10-day contract, 3/9/95; Signed for season, 3/18/95																	
How Departed: Waived, 4/17/95																	
NBA (1 Year)					3-POINT												
YEAR	GP	MIN	FGM-FGA	PCT	FGM-FGA	PCT	FTM-FTA	PCT	REBS	AVG	AST	PF-DQ	STL	TO	BLK	PTS	AVG
94-95	15	56	3-17	.176	1-5	.200	0-0	.000	6	0.4	18	3-0	0	8	1	7	0.5

ELIE, MARIO #17										6-5	G	American International '85 11/26/63									
How Obtained: Signed as free agent, 1/21/99																					
How Departed: Unsigned free agent, 8/1/00																					
NBA (2 Years)					3-POINT																
YEAR	GP	MIN	FGM-FGA	PCT	FGM-FGA	PCT	FTM-FTA	PCT	REBS	AVG	AST	PF-DQ	STL	TO	BLK	PTS	AVG				
98-99	47	1291	156-331	.471	40-107	.374	103-119	.866	137	2.9	89	91-0	46	61	12	455	9.7				
99-00	79	2217	195-457	.427	74-186	.398	126-149	.846	249	3.2	193	156-0	73	130	9	590	7.5				
TOT	126	3508	351-788	.445	114-293	.389	229-268	.854	386	3.1	282	247-0	119	191	21	1045	8.3				
NBA PLAYOFFS (2 Years)																					
1999	17	526	43-112	.384	8-30	.267	41-49	.837	59	3.5	50	42-0	22	25	2	135	7.9				
2000	4	115	6-22	.273	1-7	.143	17-18	.944	17	4.3	7	4-0	5	12	0	30	7.5				
TOT	21	641	49-134	.366	9-37	.243	58-67	.866	76	3.6	57	46-0	27	37	2	165	7.9				

ELLIOTT, SEAN #32										6-8		F	Arizona '89				2/2/68			
How Obtained: (1) First round pick, 1989 Draft, 3rd overall (2) From Detroit for Curley and a 1997 second round pick, 7/19/94																				
How Departed: (1) Traded to Detroit, with Wood, for Rodman, Morris and future considerations, 10/1/93 (2) Unsigned free agent, 7/18/01																				
NBA (11 Years)										3-POINT										
YEAR	GP	MIN	FGM-FGA	PCT	FGM-FGA	PCT	FTM-FTA	PCT	REBS	AVG	AST	PF-DQ	STL	TO	BLK	PTS	AVG			
89-90	81	2032	311-647	.481	1-9	.111	187-216	.866	297	3.7	154	172-0	45	112	14	810	10.0			
90-91	82	3044	478-976	.490	20-64	.313	325-402	.808	456	5.6	238	190-2	69	147	33	1301	15.9			
91-92	82	3120	514-1040	.494	25-82	.305	285-331	.861	439	5.4	214	149-0	84	152	29	1338	16.3			
92-93	70	2604	451-918	.491	37-104	.356	268-337	.795	322	4.6	265	132-1	68	152	28	1207	17.2			
94-95	81	2858	502-1072	.468	136-333	.408	326-404	.807	287	3.5	206	216-2	78	151	38	1466	18.1			
95-96	77	2901	525-1127	.466	161-392	.411	326-423	.771	396	5.1	211	178-1	69	198	33	1537	20.0			
96-97	39	1393	196-464	.422	42-126	.333	148-196	.755	190	4.9	124	105-1	24	89	24	582	14.9			
97-98	36	1012	122-303	.403	34-90	.378	56-78	.718	124	3.4	62	92-1	24	57	14	334	9.3			
98-99	50	1509	208-507	.410	39-119	.328	106-140	.757	213	4.3	117	104-1	26	71	17	561	11.2			
99-00	19	391	38-106	.358	13-37	.351	25-32	.781	47	2.5	28	34-0	12	19	2	114	6.0			
00-01	52	1229	147-339	.434	55-129	.426	60-84	.714	170	3.3	81	80-0	23	51	25	409	7.9			
TOT	669	22093	3492-7499	.466	563-1485	.379	2112-2643	.799	2941	4.4	1700	1452-9	522	1199	257	9659	14.4			
NBA PLAYOFFS (9 Years)																				
1990	10	291	53-96	.552	0-1	.000	21-29	.724	41	4.1	18	37-0	9	15	6	127	12.7			
1991	4	132	17-40	.425	0-3	.000	25-32	.781	22	5.5	16	9-0	4	9	1	59	14.8			
1992	3	137	19-40	.475	5-8	.625	16-18	.889	13	4.3	8	6-0	3	6	4	59	19.7			
1993	10	381	59-125	.472	3-14	.214	37-40	.925	48	4.8	36	22-0	8	22	3	158	15.8			
1995	15	574	87-200	.435	20-55	.364	66-85	.776	72	4.8	40	38-0	10	27	7	260	17.3			
1996	10	389	47-117	.402	10-34	.294	51-64	.797	39	3.9	25	24-0	11	30	4	155	15.5			
1999	17	574	68-153	.444	22-55	.400	45-59	.763	58	3.4	45	50-0	9	21	4	203	11.9			
2000	4	119	15-40	.375	5-13	.385	5-8	.625	22	5.5	5	13-0	0	4	2	40	10.0			
2001	12	239	19-51	.373	8-22	.364	11-11	1.000	26	2.2	14	21-0	5	13	6	57	4.8			
TOT	85	2836	384-862	.445	73-205	.356	277-346	.801	341	4.0	207	220-0	59	147	37	1118	13.2			
NBA ALL-STAR GAMES (2 years)																				
1993	1	15	1-6	.167	0-0	.000	3-4	.750	2	2.0	0	1-0	0	1	0	5	5.0			
1996	1	22	5-12	.417	2-6	.333	1-1	.100	5	5.0	2	4-0	0	2	0	13	13.0			
TOT	2	37	6-18	.333	2-6	.333	4-5	.800	7	3.5	2	5-0	0	3	0	18	9.0			

FORMER SPURS STATISTICS

ELSON, FRANCISCO #16

7-0

C

California '99

2/28/76

How Obtained: Signed as free agent, 8/2/06

How Departed: Traded to Seattle, with Barry and a first round pick, for Thomas, 2/20/08

NBA (2 Years)

YEAR	GP	MIN	FGM-FGA	PCT	3-POINT FGM-FGA	PCT	FTM-FTA	PCT	REBS	AVG	AST	PF-DQ	STL	TO	BLK	PTS	AVG
06-07	70	1332	144-282	.511	0-2	.000	62-80	.775	336	4.8	55	184-0	31	86	59	350	5.0
07-08	41	534	62-148	.419	0-0	.000	20-24	.833	135	3.3	16	62-0	9	30	14	144	3.5
TOT	111	1866	206-430	.479	0-2	.000	82-104	.788	471	4.2	71	246-0	40	116	73	494	4.5
NBA PLAYOFFS (1 Year)																	
06-07	20	230	26-44	.591	0-1	.000	14-20	.700	62	3.1	2	41-0	8	19	6	66	3.3

ELY, MELVIN #2

6-10

F

Fresno State '02

5/2/78

How Obtained: From Charlotte for Williams and a second round pick, 2/13/07

How Departed: Unsigned free agent, 7/07

NBA (1 Year)

YEAR	GP	MIN	FGM-FGA	PCT	3-POINT FGM-FGA	PCT	FTM-FTA	PCT	REBS	AVG	AST	PF-DQ	STL	TO	BLK	PTS	AVG
06-07	6	65	6-20	.300	0-0	.000	7-12	.583	14	2.3	4	12-0	4	5	2	19	3.2

EVANS, MIKE #1

6-1

G

Kansas State '78

4/19/55

How Obtained: Signed as free agent, 8/79

How Departed: Traded to Milwaukee for cash, 10/7/80

NBA (1 Year)

YEAR	GP	MIN	FGM-FGA	PCT	3-POINT FGM-FGA	PCT	FTM-FTA	PCT	REBS	AVG	AST	PF-DQ	STL	TO	BLK	PTS	AVG
79-80	79	1246	208-464	.448	12-42	.286	58-85	.682	107	1.4	230	194-2	60	128	9	486	6.2
NBA PLAYOFFS (1 Year)																	
1980	2	12	3-8	.375	2-4	.500	3-4	.750	2	1.0	2	2-0	0	0	0	11	5.5

FARMER, DESMON #33

6-5

G

USC '04

10/7/81

How Obtained: Signed as a free agent, 9/17/08

How Departed: Waived, 11/16/08

NBA (1 Year)

YEAR	GP	MIN	FGM-FGA	PCT	3-POINT FGM-FGA	PCT	FTM-FTA	PCT	REBS	AVG	AST	PF-DQ	STL	TO	BLK	PTS	AVG
08-09	3	54	4-14	.286	0-0	.000	2-2	1.000	6	2.0	2	6-0	0	4	0	13	4.3

FEICK, JAMIE #14

6-9

F

Michigan State '96

7/3/74

How Obtained: Signed as free agent, 9/17/08

How Departed: Waived, 11/16/08

NBA (1 Year)

YEAR	GP	MIN	FGM-FGA	PCT	3-POINT FGM-FGA	PCT	FTM-FTA	PCT	REBS	AVG	AST	PF-DQ	STL	TO	BLK	PTS	AVG
96-97	38	614	54-153	.353	4-13	.308	34-65	.523	211	5.6	26	75-0	16	31	13	146	3.8

FERRY, DANNY #35

6-10

F

Duke '89

10/17/66

How Obtained: Signed as free agent, 8/10/00

How Departed: Traded to Indiana as part of a three-team deal (Spurs, Pacers and Kings), 7/24/03

NBA (3 Years)

YEAR	GP	MIN	FGM-FGA	PCT	3-POINT FGM-FGA	PCT	FTM-FTA	PCT	REBS	AVG	AST	PF-DQ	STL	TO	BLK	PTS	AVG
00-01	80	1688	178-375	.475	70-156	.449	22-30	.733	223	2.8	71	169-1	28	50	21	448	5.6
01-02	50	799	76-177	.429	43-99	.434	34-36	.944	90	1.8	48	70-0	16	22	9	229	4.6
02-03	64	601	44-124	.355	21-60	.350	10-13	.769	75	1.2	21	55-0	7	27	9	119	1.9
TOT	194	3088	298-676	.441	134-315	.425	66-79	.835	388	2.0	140	294-1	51	99	39	796	4.1
NBA PLAYOFFS (3 Years)																	
2001	13	334	27-68	.397	21-46	.457	0-0	.000	41	3.2	17	32-0	4	6	1	75	5.8
2002	10	155	10-33	.303	7-20	.350	1-4	.250	20	2.0	8	19-0	0	2	1	28	2.8
2003	16	101	8-28	.286	4-14	.286	0-0	.000	23	1.4	7	20-0	2	5	0	20	1.3
TOT	39	590	45-129	.349	32-80	.400	1-4	.250	84	2.2	32	71-0	6	13	2	123	3.2

FINLEY, MICHAEL #4

6-7

G/F

Wisconsin '95

3/6/73

How Obtained: Signed as free agent, 9/2/05

How Departed: Released from contract, 3/1/10

NBA (5 Years)

YEAR	GP	MIN	FGM-FGA	PCT	3-POINT FGM-FGA	PCT	FTM-FTA	PCT	REBS	AVG	AST	PF-DQ	STL	TO	BLK	PTS	AVG
05-06	77	2038	286-695	.412	110-279	.394	98-115	.852	247	3.2	116	97-0	37	62	7	780	10.1
06-07	82	1823	273-663	.412	104-286	.364	90-98	.918	223	2.7	108	76-0	32	46	16	740	9.0
07-08	82	2204	315-761	.414	132-357	.370	64-80	.800	254	3.1	114	93-0	29	56	10	826	10.1
08-09	81	2336	301-689	.437	131-319	.411	51-62	.823	270	3.3	114	82-0	37	61	17	784	9.7
09-10	25	395	37-97	.381	13-41	.317	6-9	.667	38	1.5	19	12-0	6	13	4	93	3.7
TOT	347	8796	1212-2905	.417	490-1282	.382	309-364	.849	1032	3.0	471	360-0	141	238	54	3223	9.3
NBA PLAYOFFS (4 Years)																	
05-06	13	411	50-105	.476	18-47	.383	18-20	.900	49	3.8	18	19-0	8	9	3	136	10.5
06-07	20	538	73-178	.410	44-105	.419	35-39	.897	58	2.9	22	28-0	11	13	4	225	11.3
07-08	17	391	43-107	.402	19-52	.365	9-9	1.000	33	1.9	17	25-0	5	6	3	114	6.7
08-09	5	143	15-34	.441	7-15	.467	3-4	.750	15	3.0	5	8-0	1	4	1	40	8.0
TOT	55	1483	181-424	.427	88-219	.402	65-72	.903	155	2.8	62	80-0	25	32	11	515	9.4

FLOYD, ERIC "SLEEPY" #21

6-3

G

Georgetown '82

3/6/60

How Obtained: Signed as free agent, 8/13/93

How Departed: Unsigned free agent, 7/1/94

NBA (1 Year)

YEAR	GP	MIN	FGM-FGA	PCT	3-POINT FGM-FGA	PCT	FTM-FTA	PCT	REBS	AVG	AST	PF-DQ	STL	TO	BLK	PTS	AVG
93-94	53	737	70-209	.335	8-36	.222	52-78	.667	70	1.3	101	71-0	12	61	8	200	3.8

FORD, T.J. #11

6-0

G

Texas '03

3/24/83

How Obtained: Signed as free agent, 12/9/11

How Departed: Retired on 3/12/12

NBA (1 Year)

YEAR	GP	MIN	FGM-FGA	PCT	3-POINT FGM-FGA	PCT	FTM-FTA	PCT	REBS	AVG	AST	PF-DQ	STL	TO	BLK	PTS	AVG
11-12	14	190	19-43	.442	2-8	.250	11-14	.786	18	1.3	45	23-0	9	23	2	51	3.6

FORMER SPURS STATISTICS

FRANKLIN, WILLIAM #23							6-9	F	Purdue '72				10/19/49				
How Obtained: (1) Signed as free agent, 1975; (2) Signed as free agent, 1975																	
How Departed: (1) To Baltimore in ABA Expansion draft, 1975; (2) Waived, 1976																	
ABA (2 Years)							3-POINT										
YEAR	GP	MIN	FGM-FGA	PCT	FGM-FGA	PCT	FTM-FTA	PCT	REBS	AVG	AST	PF-DQ	STL	TO	BLK	PTS	AVG
74-75	24	179	32-85	.376	0-1	.000	15-23	.652	82	3.4	10	37-0	3	18	2	79	3.3
75-76	10	95	12-22	.545	0-0	.000	9-16	.563	29	2.9	5	16-0	3	5	3	33	3.3
TOT	34	274	44-107	.411	0-1	.000	24-39	.615	111	3.3	15	53-0	6	23	5	112	3.3
ABA PLAYOFFS (1 Year)																	
1975	2	10	2-5	.400	0-0	.000	0-0	.000	5	2.5	0	2-0	0	0	0	4	2.0

FREEMAN, DONNIE #20										6-3	G	Illinois '67	7/18/44				
How Obtained: From Indiana for a draft pick in '74 and cash, 1974																	
How Departed: Free agent, 5/75																	
ABA (1 Year)					3-POINT												
YEAR	GP	MIN	FGM-FGA	PCT	FGM-FGA	PCT	FTM-FTA	PCT	REBS	AVG	AST	PF-DQ	STL	TO	BLK	PTS	AVG
74-75	77	2381	453-1012	.448	0-5	.000	289-352	.821	184	2.4	202	169-0	65	131	15	1195	15.5
ABA PLAYOFFS (1 Year)																	
1975	6	166	33-72	.458	0-0	.000	8-10	.800	14	2.3	19	16-0	2	8	0	74	12.3

GALE, MIKE #12					6-4		G	Elizabeth City St. '71					7/18/50				
How Obtained: Contract purchased from New York Nets, 6/3/75																	
How Departed: Traded to Portland for R. Brewer, 12/19/80																	
ABA (1 Year)					3-POINT												
YEAR	GP	MIN	FGM-FGA	PCT	FGM-FGA	PCT	FTM-FTA	PCT	REBS	AVG	AST	PF-DQ	STL	TO	BLK	PTS	AVG
75-76	78	1782	230-506	.455	3-17	.176	64-80	.800	207	2.7	244	145-0	123	143	40	527	6.8
NBA (5 Years)																	
76-77	82	2598	353-754	.468	—	—	137-167	.820	273	3.3	473	224-3	191	—	50	843	10.3
77-78	70	2091	275-581	.473	—	—	87-100	.870	223	3.2	376	170-2	159	176	25	637	9.1
78-79	82	2121	284-612	.464	—	—	91-108	.843	186	2.3	374	192-1	152	153	40	659	8.0
79-80	67	1474	171-377	.454	2-13	.154	97-120	.808	152	2.3	312	134-2	123	115	13	441	6.6
80-81	35	636	86-164	.524	1-3	.333	19-26	.731	52	1.5	99	56-0	55	39	2	192	5.5
TOT	336	8920	1169-2488	.470	3-16	.188	431-521	.827	886	2.6	1634	776-8	680	483	130	2772	8.3
ABA PLAYOFFS (1 Year)																	
1976	7	286	45-96	.470	0-2	.000	13-17	.765	40	5.7	50	16-0	24	23	10	103	14.7
NBA PLAYOFFS (4 Years)																	
1977	2	67	9-23	.391	—	—	4-7	.571	10	5.0	10	9-0	4	—	2	22	11.0
1978	6	201	25-56	.446	—	—	2-4	.500	25	4.2	31	15-0	7	17	4	52	8.7
1979	14	302	38-76	.437	—	—	19-22	.864	29	2.1	56	33-0	16	16	4	95	6.8
1980	3	69	8-20	.400	1-4	.250	4-7	.571	6	2.0	16	6-0	5	3	0	21	7.0
TOT	25	639	80-175	.457	1-4	.250	29-40	.725	70	2.8	113	63-0	32	36	10	190	7.6

GARCIA, ALEX #10					6-3	G	Brazil	3/4/80									
How Obtained: Signed as free agent, 7/24/03																	
How Departed: Waived, 6/11/04																	
NBA (1 Year)					3-POINT												
YEAR	GP	MIN	FGM-FGA	PCT	FGM-FGA	PCT	FTM-FTA	PCT	REBS	AVG	AST	PF-DQ	STL	TO	BLK	PTS	AVG
03-04	2	13	1-7	.143	0-0	.000	1-2	.500	0	0.0	0	0-0	2	1	0	3	1.5

GARRICK, TOM #22					6-2	G	Rhode Island '88					7/7/66					
How Obtained: Signed as free agent, 10/2/91																	
How Departed: Waived, 12/12/91																	
NBA (1 Year)					3-POINT												
YEAR	GP	MIN	FGM-FGA	PCT	FGM-FGA	PCT	FTM-FTA	PCT	REBS	AVG	AST	PF-DQ	STL	TO	BLK	PTS	AVG
91-92	19	374	44-93	.473	0-1	.000	10-16	.625	41	2.2	63	33-0	21	30	1	98	5.2

GAZE, ANDREW #10					6-6	G	Seton Hall '89					7/24/65					
How Obtained: Signed as free agent, 1/21/99																	
How Departed: Unsigned free agent, 8/1/99																	
NBA (1 Year)					3-POINT												
YEAR	GP	MIN	FGM-FGA	PCT	FGM-FGA	PCT	FTM-FTA	PCT	REBS	AVG	AST	PF-DQ	STL	TO	BLK	PTS	AVG
98-99	19	58	8-25	.320	5-16	.313	0-0	.000	5	0.3	6	7-0	2	4	1	21	1.1

GEARY, REGGIE #4										6-2	G	Arizona '96				8/31/73			
How Obtained: Signed as free agent, 9/29/97																			
How Departed: Unsigned free agent, 7/1/98																			
NBA (1 Year)										3-POINT									
YEAR	GP	MIN	FGM-FGA	PCT	FGM-FGA	PCT	FTM-FTA	PCT	REBS	AVG	AST	PF-DQ	STL	TO	BLK	PTS	AVG		
97-98	62	685	56-169	.331	12-40	.300	28-56	.500	67	1.1	74	95-0	37	42	12	152	2.5		
NBA PLAYOFFS (1 Year)																			
1998	7	46	3-7	.429	1-4	.250	2-4	.500	2	0.3	6	10-0	1	2	0	9	1.3		

GEE, ALONZO #23					6-6	G	Alabama '09					5/29/87					
How Obtained: Signed as free agent, 3/29/10																	
How Departed: Waived, 11/16/10																	
NBA (1 Year)					3-POINT												
YEAR	GP	MIN	FGM-FGA	PCT	FGM-FGA	PCT	FTM-FTA	PCT	REBS	AVG	AST	PF-DQ	STL	TO	BLK	PTS	AVG
10-11	5	18	1-3	.333	0-0	0	0-0	0	3	0.6	0	3-0	0	3	2	2	0.4

GERARD, GUS #22					6-8 F		Virginia '75					7/27/53					
How Obtained: Signed 10-day contract, 2/8/81; Signed 10-day contract, 2/19/81																	
How Departed: Waived, 3/2/81																	
NBA (1 Year)					3-POINT												
YEAR	GP	MIN	FGM-FGA	PCT	FGM-FGA	PCT	FTM-FTA	PCT	REBS	AVG	AST	PF-DQ	STL	TO	BLK	PTS	AVG
80-81	11	129	22-60	.367	0-1	.000	8-11	.727	38	3.5	9	17-0	7	8	3	52	4.7

FORMER SPURS STATISTICS

GERVIN, GEORGE #44

How Obtained: Contract purchased from Virginia, 1/30/74
How Departed: Traded to Chicago for Greenwood, 10/24/85
ABA (3 Years)

YEAR	GP	MIN	FGM-FGA	PCT	3-POINT FGM-FGA	PCT	FTM-FTA	PCT	REBS	AVG	AST	PF-DQ	STL	TO	BLK	PTS	AVG
73-74	25	783	185-389	.476	0-6	.000	116-136	.853	206	8.2	45	98	26	64	34	486	19.4
74-75	84	3113	784-1655	.474	17-55	.309	380-458	.830	697	8.3	207	295	131	249	138	1965	23.4
75-76	81	2748	706-1414	.499	14-55	.255	342-399	.857	546	6.7	201	288	110	217	119	1768	21.8
TOT	190	6644	1644-3346	.491	31-116	.267	838-991	.846	1449	7.6	453	676	267	530	291	4219	22.2

NBA (9 Years)

76-77	82	2705	726-1335	.544	—	—	443-532	.833	454	5.5	238	286-12	105	—	104	1895	23.1
77-78	82	2857	864-1611	.536	—	—	504-607	.830	420	5.1	302	255-13	136	306	110	2232	27.2
78-79	80	2888	947-1749	.541	—	—	471-570	.826	400	5.0	219	275-5	137	286	91	2365	29.6
79-80	78	2934	1024-1940	.528	32-102	.314	505-593	.852	403	5.2	202	280-10	210	254	79	2585	33.1
80-81	82	2765	850-1729	.492	9-35	.257	512-620	.826	419	5.1	260	212-4	94	251	56	2221	27.1
81-82	79	2817	993-1987	.500	10-36	.278	555-642	.864	392	5.0	187	215-2	77	210	45	2551	32.3
82-83	78	2830	757-1553	.487	12-33	.364	517-606	.853	357	4.6	264	243-5	88	247	67	2043	26.2
83-84	76	2584	765-1561	.490	10-24	.417	427-507	.842	313	4.2	220	219-3	79	224	47	1967	25.9
84-85	72	2091	600-1182	.508	0-10	.000	324-384	.844	234	3.3	178	208-2	66	198	48	1524	21.2
TOT	709	24471	7526-14647	.514	73-240	.304	4258-5061	.841	3392	4.8	2070	2121-36	892	1976	647	19383	27.3

ABA PLAYOFFS (3 Years)

1974	7	226	56-114	.491	1-1	1.000	29-31	.935	52	7.4	19	28-0	5	16	8	144	20.6
1975	6	276	76-159	.478	3-12	.250	43-52	.827	84	14.0	8	22-0	6	14	8	204	34.0
1976	7	288	67-125	.536	0-3	.000	56-69	.812	64	9.1	19	22-0	1	17	2	190	27.1
TOT	20	790	199-398	.500	4-16	.250	128-152	.842	200	10.0	46	72-0	12	47	18	538	26.9

NBA PLAYOFFS (8 Years)

1977	2	62	19-44	.432	—	—	12-15	.800	11	5.5	3	9-0	1	—	2	50	25.0
1978	6	227	78-142	.549	—	—	43-56	.768	34	5.7	19	23-0	6	19	16	199	33.6
1979	14	513	158-295	.536	—	—	84-104	.808	82	5.9	35	51-1	27	40	14	400	28.6
1980	3	122	37-74	.500	0-2	.000	26-30	.867	20	6.7	12	8-0	5	9	3	100	33.3
1981	7	274	77-154	.500	0-3	.000	36-45	.800	35	5.0	24	19-1	5	20	5	190	27.1
1982	9	373	103-228	.452	0-3	.000	59-71	.831	66	7.3	41	36-1	10	31	4	265	29.4
1983	11	437	108-208	.519	0-2	.000	61-69	.884	74	6.7	37	39-1	12	46	4	277	25.2
1985	5	183	42-79	.532	0-3	.000	27-34	.794	18	3.6	14	19-0	3	20	3	111	22.2
TOT	57	2191	622-1224	.508	0-13	.000	348-424	.821	340	6.0	185	204-4	69	185	51	1592	27.9

ABA ALL-STAR GAMES (3 Years)

1974	1	21	3-8	.375	0-1	.000	3-4	.750	5	5.0	3	1	1	—	—	9	9.0
1975	1	30	8-14	.571	0-1	.000	7-8	.875	6	6.0	3	2	6	2	5	23	23.0
1976	1	16	3-13	.231	0-0	.000	1-2	.500	6	6.0	1	1	0	2	0	8	8.0
TOT	3	67	14-35	.400	0-2	.000	11-14	.786	17	5.7	7	4	7	4	5	40	13.3

NBA ALL-STAR GAMES (9 Years)

1977	1	12	0-6	.000	—	—	0-0	.000	1	1.0	0	1-0	0	—	1	0	0.0
1978	1	18	4-11	.360	—	—	1-3	.333	2	2.0	1	2-0	2	2	1	9	9.0
1979	1	34	8-16	.500	—	—	10-11	.909	6	6.0	2	4-0	1	3	1	26	26.0
1980	1	40	14-26	.538	0-0	.000	6-9	.667	10	10.0	3	2-0	3	3	0	34	34.0
1981	1	24	5-9	.556	0-0	.000	1-2	.500	3	3.0	0	3-0	2	2	1	11	11.0
1982	1	27	5-14	.357	0-0	.000	2-2	1.000	6	6.0	1	3-0	3	0	3	12	12.0
1983	1	14	3-8	.375	1-1	1.000	2-2	1.000	0	0.0	3	3-0	2	0	0	9	9.0
1984	1	21	5-6	.833	0-0	.000	3-3	1.000	2	2.0	1	5-0	0	6	1	13	13.0
1985	1	25	10-12	.833	0-0	.000	3-4	.750	3	3.0	1	2-0	3	4	1	23	23.0
TOT	9	215	54-108	.500	1-1	1.000	28-36	.778	33	3.7	12	25-0	16	20	9	137	15.2

GILMORE, ARTIS #53

How Obtained: From Chicago for Corzine, Olberding and cash, 7/22/82
How Departed: Traded to Chicago for a second round pick in '88, 6/22/87
NBA (5 Years)

YEAR	GP	MIN	FGM-FGA	PCT	3-POINT FGM-FGA	PCT	FTM-FTA	PCT	REBS	AVG	AST	PF-DQ	STL	TO	BLK	PTS	AVG
82-83	82	2797	556-888	.626	0-6	.000	367-496	.740	984	12.0	126	273-4	40	254	192	1479	18.0
83-84	64	2034	351-556	.631	0-3	.000	280-390	.718	662	10.3	70	229-4	36	149	132	982	15.3
84-85	81	2756	532-854	.623	0-2	.000	484-646	.749	846	10.4	131	306-4	40	241	173	1548	19.1
85-86	71	2395	423-684	.618	0-1	.000	338-482	.701	600	8.5	102	239-3	39	186	108	1184	16.7
86-87	82	2405	346-580	.597	0-0	.000	242-356	.680	579	7.1	150	235-2	39	178	95	934	11.4
TOT	380	12387	2208-3562	.620	0-12	.000	1711-2370	.722	3671	9.7	579	1282-17	194	1008	700	6127	16.1

NBA PLAYOFFS (3 Years)

1983	11	401	76-132	.576	0-0	.000	32-46	.696	142	12.9	18	46-1	9	27	34	184	16.7
1985	5	185	29-52	.558	0-0	.000	31-45	.689	50	10.0	7	18-0	2	23	7	89	17.8
1986	3	107	16-24	.667	0-0	.000	8-14	.571	18	6.0	3	11-0	7	10	1	40	13.3
TOT	19	693	121-208	.582	0-0	.000	71-105	.676	210	11.1	28	75-1	18	60	42	313	16.5

NBA ALL-STAR GAMES (2 Years)

1983	1	16	2-4	.500	0-0	.000	1-2	.500	5	5.0	1	4-0	1	1	0	5	5.0
1986	1	13	3-4	.750	0-0	.000	4-4	1.000	2	2.0	1	4-0	2	0	0	10	10.0
TOT	2	29	5-8	.625	0-0	.000	5-6	.833	7	3.5	2	8-0	3	1	0	15	7.5

GLOVER, DION #1

How Obtained: Signed 10-day contract, 3/17/05
How Departed: Waived, 4/4/05
NBA (1 Year)

YEAR	GP	MIN	FGM-FGA	PCT	3-POINT FGM-FGA	PCT	FTM-FTA	PCT	REBS	AVG	AST	PF-DQ	STL	TO	BLK	PTS	AVG
04-05	7	68	8-22	.364	1-8	.125	8-10	.800	11	1.6	4	9-0	3	2	3	25	3.6

GOLDWIRE, ANTHONY #5

How Obtained: Signed as free agent, 11/20/02
How Departed: Waived, 12/29/02
NBA (1 Year)

YEAR	GP	MIN	FGM-FGA	PCT	3-POINT FGM-FGA	PCT	FTM-FTA	PCT	REBS	AVG	AST	PF-DQ	STL	TO	BLK	PTS	AVG
02-03	10	51	5-18	.278	2-8	.250	0-2	.000	3	0.3	3	5-0	3	2	0	12	1.2

6-8

G/F

Eastern Michigan '72

4/27/52

7-2

C

Jacksonville '71

9/21/49

6-5

G

Georgia Tech '01

10/22/78

6-2

G

Houston '94

9/6/71

FORMER SPURS STATISTICS

GOODEN, DREW #90					6-10		F/C	Kansas '02					9/24/81				
How Obtained: Signed as free agent, 3/5/09																	
How Departed: Unsigned free agent, 7/09																	
NBA (1 Year)					3-POINT												
YEAR	GP	MIN	FGM-FGA	PCT	FGM-FGA	PCT	FTM-FTA	PCT	REBS	AVG	AST	PF-DQ	STL	TO	BLK	PTS	AVG
08-09	19	320	71-145	.490	0-1	.000	45-57	.789	83	4.4	3	39-0	4	16	4	187	9.8
NBA PLAYOFFS (1 Year)																	
08-09	4	71	11-33	.333	0-2	.000	7-7	1.000	15	3.8	1	13-0	1	3	1	29	7.3

GRAY, DEVIN #4					6-7	F	Clemson '95					5/18/72					
How Obtained: Signed 10-day contract, 1/8/97																	
NBA (1 Year)					3-POINT												
YEAR	GP	MIN	FGM-FGA	PCT	FGM-FGA	PCT	FTM-FTA	PCT	REBS	AVG	AST	PF-DQ	STL	TO	BLK	PTS	AVG
96-97	3	24	5-15	.333	0-0	.000	0-1	.000	5	1.7	0	8-0	1	5	0	10	3.3

GREEN, MIKE #23					6-10 C/F			Louisiana Tech '73					8/6/51				
How Obtained: From Seattle for second round picks in '78 and '79, 11/12/77																	
How Departed: Traded to Kansas City for a second round pick and cash, 9/13/79																	
NBA (2 Years)					3-POINT												
YEAR	GP	MIN	FGM-FGA	PCT	FGM-FGA	PCT	FTM-FTA	PCT	REBS	AVG	AST	PF-DQ	STL	TO	BLK	PTS	AVG
77-78	63	1132	195-427	.457	—	—	86-111	.775	304	4.8	66	167-1	24	83	87	476	7.6
78-79	76	1641	235-477	.493	—	—	101-144	.701	354	4.7	116	230-3	37	89	122	571	7.5
TOT	139	2773	430-904	.476	—	—	187-255	.733	658	4.7	182	397-4	61	172	209	1047	7.5
NBA PLAYOFFS (2 Years)																	
1978	6	174	28-58	.483	—	—	9-10	.900	44	7.3	11	21-0	5	8	16	65	10.8
1979	14	350	48-114	.421	—	—	14-21	.667	73	5.2	11	59-3	13	18	35	110	7.9
TOT	20	524	76-172	.442	—	—	23-31	.742	117	5.6	22	80-3	18	26	51	175	8.8

GREEN, SIDNEY #21					6-9	F	UNLV '83					1/4/61					
How Obtained: From Orlando for McNamara and a first round pick in '91, 10/30/90																	
How Departed: Traded to Charlotte, with a first round pick in '93 and a second round pick in '96, for Reid, 12/9/92																	
NBA (3 Years)					3-POINT FGM-FGA												
YEAR	GP	MIN	FGM-FGA	PCT	PCT	FTM-FTA	PCT	REBS	AVG	AST	PF-DQ	STL	TO	BLK	PTS	AVG	
90-91	66	1099	177-384	.461	0-3	.000	89-105	.848	313	4.7	52	172-0	32	89	13	443	6.7
91-92	80	1127	147-344	.427	0-0	.000	73-89	.820	342	4.3	36	148-0	29	62	11	367	4.6
92-93	15	202	20-49	.408	0-0	.000	13-15	.867	71	4.7	19	21-1	5	12	3	53	3.5
TOT	161	2428	344-777	.443	0-3	.000	175-209	.831	726	4.5	107	341-1	66	163	27	863	5.4
NBA PLAYOFFS (2 Years)																	
1991	3	11	3-6	.500	0-0	.000	2-2	1.000	4	1.3	0	3-0	0	1	0	8	2.7
1992	3	47	3-10	.300	0-0	.000	3-4	.750	11	3.7	2	6-0	0	2	0	9	3.0
TOT	6	58	6-16	.375	0-0	.000	5-6	.833	15	2.5	2	9-0	0	3	0	17	2.8

GREENWOOD, DAVID #33					6-9		F		UCLA '79					5/27/57				
How Obtained: (1) From Chicago for Gervin, 10/24/85; (2) Signed as free agent, 8/20/90																		
How Departed: (1) Traded to Denver, with Cook, for Vincent and Natt, 1/26/89; (2) Waived, 5/21/91																		
NBA (5 Years)					3-POINT													
YEAR	GP	MIN	FGM-FGA	PCT	3-POINT FGM-FGA	PCT	FTM-FTA	PCT	REBS	AVG	AST	PF-DQ	STL	TO	BLK	PTS	AVG	
85-86	68	1910	198-388	.510	0-1	.000	142-184	.772	531	7.8	90	207-3	37	113	52	538	7.9	
86-87	79	2587	336-655	.513	3-6	.500	241-307	.785	783	9.9	237	248-3	71	161	50	916	11.6	
87-88	45	1236	151-328	.460	0-2	.000	83-111	.748	300	6.7	97	134-2	33	74	22	385	8.6	
88-89	38	912	105-247	.425	0-0	.000	84-105	.800	238	6.3	55	123-2	30	55	24	294	7.7	
90-91	63	1018	85-169	.503	0-2	.000	69-94	.734	221	3.5	52	172-3	29	71	25	239	3.8	
TOT	293	7663	875-1787	.490	3-11	.273	619-801	.773	2073	7.1	531	884-13	200	474	173	2372	8.1	
NBA PLAYOFFS (2 Years)																		
1986	3	101	12-23	.522	0-0	.000	6-8	.750	18	6.0	3	12-0	3	1	1	30	10.0	
1991	1	5	1-1	1.000	0-0	.000	0-0	.000	2	2.0	2	0-0	0	1	0	2	2.0	
TOT	4	106	13-24	.542	0-0	.000	6-8	.750	20	5.0	5	12-0	3	2	1	32	8.0	

GRIFFIN, PAUL #30				6-9		F	Western Michigan '76							1/20/54			
How Obtained: Compensation from Utah (Bristow signed as free agent), 7/20/79																	
How Departed: Retired, 4/83																	
NBA (4 Years)				3-POINT													
YEAR	GP	MIN	FGM-FGA	PCT	FGM-FGA	PCT	FTM-FTA	PCT	REBS	AVG	AST	PF-DQ	STL	TO	BLK	PTS	AVG
79-80	82	1812	173-313	.553	0-0	.000	174-240	.725	438	5.3	250	306-9	81	131	53	520	6.3
80-81	82	1930	166-325	.511	0-0	.000	170-253	.672	505	6.2	249	207-3	77	132	38	502	6.1
81-82	23	459	32-66	.485	0-0	.000	24-37	.649	95	4.1	54	67-0	20	40	8	88	3.8
82-83	53	956	60-116	.517	0-0	.000	53-76	.697	216	4.1	86	153-0	33	68	25	173	3.3
TOT	240	5157	431-820	.526	0-0	.000	421-606	.695	1254	5.2	639	733-12	211	371	124	1283	5.3
NBA PLAYOFFS (2 Years)																	
1980	3	69	7-14	.500	0-0	.000	6-6	1.000	15	5.0	6	9-0	0	7	1	20	6.7
1981	7	183	14-24	.583	0-0	.000	9-17	.529	40	4.7	29	28-2	6	9	5	39	5.6
TOT	10	252	21-38	.553	0-0	.000	15-23	.652	55	5.5	35	37-2	6	16	6	59	5.9

GUDMUNDSSON, PETUR #35					7-2		C	Washington '81					10/30/58					
How Obtained: From L.A. Lakers, with Brickowski, a first round pick in '87, a second round pick in '90 and cash, for M. Thompson, 2/13/87																		
How Departed: Waived, 3/21/89																		
NBA (2 Years)																		
YEAR	GP	MIN	FGM-FGA	PCT	3-POINT FGM-FGA		PCT	FTM-FTA	PCT	REBS	AVG	AST	PF-DQ	STL	TO	BLK	PTS	AVG
87-88	69	1017	139-280	.496	0-1	.000	117-145	.807	323	4.7	86	197-5	18	103	61	395	5.7	
88-89	5	70	9-25	.360	0-0	.000	3-4	.750	16	3.2	5	15-0	1	8	1	21	4.2	
TOT	74	1087	148-305	.485	0-1	.000	120-149	.805	339	4.6	91	212-5	19	111	62	416	5.6	
NBA PLAYOFFS (1 Year)																		
1988	2	6	0-2	.000	0-0	.000	0-0	.000	0	0.0	1	0-0	0	3	0	0	0.0	

FORMER SPURS STATISTICS

HAIRSTON, MALIK #1

6-6 G Oregon '08

2/23/87

How Obtained: Obtained from Phoenix, along with a 2009 second round pick and cash considerations, in exchange for the draft rights to Goran Dragic, 6/26/08

How Departed: Waived, 7/29/10

NBA (2 Years)

YEAR	GP	MIN	FGM-FGA	PCT	3-POINT FGM-FGA	PCT	FTM-FTA	PCT	REBS	AVG	AST	PF-DQ	STL	TO	BLK	PTS	AVG
08-09	15	155	24-49	.490	0-1	.000	2-7	.286	28	1.9	13	19-0	6	12	7	50	3.3
09-10	47	317	40-76	.526	2-11	.182	17-30	.567	49	1.0	16	29-0	4	11	9	99	2.1
TOT	62	472	64-125	.512	2-12	.167	19-37	.514	77	1.2	29	48-0	10	23	16	149	2.4

HAISLIP, MARCUS #22

6-10 F

Tennessee '02

12/22/80

How Obtained: Signed as free agent, 7/8/09

How Departed: Waived, 1/22/10

NBA (1 Year)

YEAR	GP	MIN	FGM-FGA	PCT	3-POINT FGM-FGA	PCT	FTM-FTA	PCT	REBS	AVG	AST	PF-DQ	STL	TO	BLK	PTS	AVG
09-10	10	44	10-21	.476	3-5	.600	2-5	.400	10	1.0	5	5-0	0	3	25	2.5	

HALEY, JACK #54

6-10 C

UCLA '87

1/27/64

How Obtained: Signed as free agent, 12/15/93

How Departed: Unsigned free agent, 7/1/95

NBA (2 Years)

YEAR	GP	MIN	FGM-FGA	PCT	3-POINT FGM-FGA	PCT	FTM-FTA	PCT	REBS	AVG	AST	PF-DQ	STL	TO	BLK	PTS	AVG
93-94	28	94	21-48	.438	0-0	.000	17-21	.810	24	0.9	1	18-0	0	10	0	59	2.1
94-95	31	117	26-61	.426	0-1	.000	21-32	.656	27	0.9	2	31-0	3	13	5	73	2.4
TOT	59	211	47-109	.431	0-1	.000	38-53	.717	51	0.9	3	49-0	3	23	5	132	2.2
PLAYOFFS (2 Years)																	
93-94	3	11	4-8	.500	0-0	.000	5-6	.833	7	2.3	2	3	0	0	0	13	4.3
94-95	4	13	1-7	.143	0-0	.000	1-2	.500	6	1.5	2	0	0	1	1	3	0.8
TOT	7	24	5-15	.333	0-0	.000	6-8	.750	13	1.9	4	3	0	1	1	16	2.3

HAMILTON, JOE #11

5-10 G

North Texas State '70

7/5/48

How Obtained: Fourth round pick, 1970 ABA Draft

How Departed: Traded to Kentucky for future draft pick and cash, 1974

ABA (1 Year)

YEAR	GP	MIN	FGM-FGA	PCT	3-POINT FGM-FGA	PCT	FTM-FTA	PCT	REBS	AVG	AST	PF-DQ	STL	TO	BLK	PTS	AVG
73-74	43	1415	228-584	.390	19-86	.221	92-110	.836	116	2.7	86	92-0	51	82	0	567	13.2

HANCOCK, DARRIN #4

6-7 F

Kansas '93

11/3/71

How Obtained: Signed 10-day contract, 1/28/97

NBA (1 Year)

YEAR	GP	MIN	FGM-FGA	PCT	3-POINT FGM-FGA	PCT	FTM-FTA	PCT	REBS	AVG	AST	PF-DQ	STL	TO	BLK	PTS	AVG
96-97	1	8	1-2	.500	0-0	.000	2-2	1.000	0	0.0	1	2-0	0	0	0	4	4.0

HART, JASON #1

6-3 G

Syracuse '00

4/29/78

How Obtained: (1) Signed as free agent, 12/19/01 (2) Signed as free agent, 10/31/03

How Departed: (1) Unsigned free agent, 7/02 (2) Unsigned free agent, 7/14/04

NBA (2 Years)

YEAR	GP	MIN	FGM-FGA	PCT	3-POINT FGM-FGA	PCT	FTM-FTA	PCT	REBS	AVG	AST	PF-DQ	STL	TO	BLK	PTS	AVG
01-02	10	92	10-19	.526	0-2	.000	6-6	1.000	13	1.3	12	16-0	7	8	1	26	2.6
03-04	53	660	71-159	.447	2-9	.222	33-43	.767	79	1.5	81	59-0	28	29	5	177	3.3
TOT	63	752	81-178	.455	2-11	.182	39-49	.796	92	1.5	93	75-0	35	37	6	203	3.2
NBA PLAYOFFS (1 Year)																	
2004	7	62	11-20	.550	0-0	.000	0-0	.000	3	0.4	1	5-0	5	1	0	22	3.1

HAYES, STEVE #43

7-0 C

Idaho State '80

8/2/55

How Obtained: Signed 10-day contract, 12/29/81; Signed 10-day contract, 1/8/82

How Departed: Waived, 1/18/82

NBA (1 Year)

YEAR	GP	MIN	FGM-FGA	PCT	3-POINT FGM-FGA	PCT	FTM-FTA	PCT	REBS	AVG	AST	PF-DQ	STL	TO	BLK	PTS	AVG
81-82	9	75	8-18	.444	0-0	.000	7-12	.583	17	1.9	4	17-0	1	2	2	23	2.6

HEAL, SHANE #11

6-0 G

Australia

9/6/70

How Obtained: Signed as free agent, 10/17/03

How Departed: Waived, 11/17/03

NBA (1 Year)

YEAR	GP	MIN	FGM-FGA	PCT	3-POINT FGM-FGA	PCT	FTM-FTA	PCT	REBS	AVG	AST	PF-DQ	STL	TO	BLK	PTS	AVG
03-04	6	72	7-24	.292	4-18	.222	4-5	.800	4	0.7	5	2-0	1	5	0	22	3.7

HERRERA, CARL #11, #7

6-9 F

Houston '91

12/14/66

How Obtained: Signed as free agent, 9/29/95

How Departed: Traded to Vancouver, with Lopez, for Daniels, 6/24/98

NBA (3 Years)

YEAR	GP	MIN	FGM-FGA	PCT	3-POINT FGM-FGA	PCT	FTM-FTA	PCT	REBS	AVG	AST	PF-DQ	STL	TO	BLK	PTS	AVG
95-96	44	393	40-97	.412	0-1	.000	5-17	.294	81	1.8	16	61-0	9	29	8	85	1.9
96-97	75	1837	257-593	.433	2-6	.333	81-118	.686	340	4.5	50	217-3	62	95	53	597	8.0
97-98	58	516	76-175	.434	0-1	.000	18-44	.409	91	1.6	22	71-1	19	38	12	170	2.9
TOT	177	2746	373-865	.431	2-8	.250	104-179	.581	512	2.9	88	349-4	90	162	73	852	4.8
NBA PLAYOFFS (2 Years)																	
1996	7	28	0-3	.000	0-0	.000	2-2	1.000	4	0.6	1	7-0	2	3	1	2	0.3
1998	5	25	1-3	.333	0-0	.000	0-0	.000	4	0.8	1	4-0	0	1	0	2	0.4
TOT	12	53	1-6	.167	0-0	.000	2-2	1.000	8	0.7	2	11-0	2	4	1	4	0.3

FORMER SPURS STATISTICS

HIGGINS, ROD #22															6-7			F		Fresno State '82					1/31/60		
How Obtained: Signed 10-day contract, 1/15/86, Signed 10-day contract, 1/25/86																											
How Departed: Waived, 2/1/86																											
NBA (1 Year)																											
YEAR	GP	MIN	FGM-FGA	PCT	3-POINT FGM-FGA	PCT	FTM-FTA	PCT	REBS	AVG	AST	PF-DQ	STL	TO	BLK	PTS	AVG										
85-86	11	128	18-40	.450	0-2	.000	11-16	.688	24	2.2	12	21-0	2	5													
HIGGINS, SEAN #3															6-9			G/F		Michigan '91					12/30/68		
How Obtained: Second round pick, 1990 Draft, 54th overall																											
How Departed: Waived, 12/13/91																											
NBA (2 Years)																											
YEAR	GP	MIN	FGM-FGA	PCT	3-POINT FGM-FGA	PCT	FTM-FTA	PCT	REBS	AVG	AST	PF-DQ	STL	TO	BLK	PTS	AVG										
90-91	50	464	97-212	.458	3-19	.158	28-33	.848	63	1.3	35	53-0	8	49	1	225	4.5										
91-92	6	36	4-15	.267	0-1	.000	7-7	1.000	8	1.3	4	6-0	2	4	0	15	2.5										
TOT	56	500	101-227	.445	3-20	.150	35-40	.875	71	1.3	39	59-0	10	53	1	240	4.3										
NBA PLAYOFFS (1 Year)																											
1991	3	13	0-2	.000	0-0	.000	0-0	.000	0	0.0	1	1-0	0	0	0	0	0.0										
HILL, GEORGE #3															6-2			G		IUPUI '08					5/4/86		
How Obtained: First round pick, 2008 NBA Draft, 26th overall pick																											
How Departed: Traded to Indiana in exchange draft rights to Kawhi Leonard, Davis Bertans and Erazem Lorbek																											
NBA (3 Years)																											
YEAR	GP	MIN	FGM-FGA	PCT	3-POINT FGM-FGA	PCT	FTM-FTA	PCT	REBS	AVG	AST	PF-DQ	STL	TO	BLK	PTS	AVG										
08-09	77	126	150-372	.403	24-73	.329	114-146	.781	158	2.1	136	150-0	45	74	21	438	5.7										
09-10	78	2276	353-738	.478	75-188	.399	183-237	.772	205	2.6	226	222-4	69	101	26	964	12.4										
10-11	76	2148	287-633	.453	77-204	.377	233-270	.863	199	2.6	193	153-1	66	99	21	884	11.6										
TOT	231	4550	790-1743	.453	176-465	.378	530-653	.812	562	2.4	555	525-5	180	274	68	2286	9.9										
NBA PLAYOFFS (3 Years)																											
08-09	4	76	7-21	.333	3-8	.375	6-7	.857	8	2.0	2	6-0	2	2	1	23	5.8										
09-10	10	344	46-102	.451	11-29	.379	31-37	.838	31	3.1	7	21-1	10	8	2	134	13.4										
10-11	6	189	20-50	.400	4-15	.267	26-30	.867	30	5.0	14	15-1	9	8	2	70	11.7										
TOT	20	609	73-173	.422	18-52	.346	63-74	.851	69	3.5	23	42-2	21	18	5	227	11.4										
HILL, SIMMIE #54															6-7			F		West Texas State '69					11/14/46		
How Obtained: Signed as free agent, 1973																											
How Departed: Waived, 1974																											
ABA (1 Year)																											
YEAR	GP	MIN	FGM-FGA	PCT	3-POINT FGM-FGA	PCT	FTM-FTA	PCT	REBS	AVG	AST	PF-DQ	STL	TO	BLK	PTS	AVG										
73-74	60	837	112-244	.459	0-11	.000	45-62	.726	172	2.9	62	145-0	13	63	16	269	4.5										
ABA PLAYOFFS (1 Year)																											
1974	4	20	1-2	.500	0-1	.000	0-0	.000	0	0.0	2	2-0	0	3	0	2	0.5										
HORRY, ROBERT #5, #25															6-10			F		Alabama '92					8/25/70		
How Obtained: Signed as a free agent, 7/24/03																											
How Departed: Unsigned free agent, 7/08																											
NBA (5 Years)																											
YEAR	GP	MIN	FGM-FGA	PCT	3-POINT FGM-FGA	PCT	FTM-FTA	PCT	REBS	AVG	AST	PF-DQ	STL	TO	BLK	PTS	AVG										
03-04	81	1290	141-348	.405	41-108	.380	69-107	.645	272	3.4	101	165-0	48	55	49	392	4.8										
04-05	75	1396	157-375	.419	51-138	.370	86-109	.789	268	3.6	80	138-1	67	69	60	451	6.0										
05-06	63	1182	112-292	.384	53-144	.368	44-68	.647	242	3.8	79	115-2	43	41	51	321	5.1										
06-07	68	1124	90-251	.359	50-149	.336	38-64	.594	229	3.4	77	105-1	45	44	41	268	3.9										
07-08	45	583	38-119	.319	18-70	.257	18-28	.643	109	2.4	47	55-0	21	22	19	112	2.5										
TOT	332	5575	538-1385	.388	213-609	.350	255-376	.678	1120	3.4	384	578-4	224	231	220	1544	4.7										
NBA PLAYOFFS (5 Years)																											
03-04	10	211	20-43	.465	8-22	.364	13-14	.929	63	6.3	9	31-0	8	10	2	61	6.1										
04-05	23	618	73-163	.448	38-85	.447	30-41	.732	125	5.4	47	53-0	21	20	20	214	9.3										
05-06	13	224	15-37	.405	6-17	.353	19-26	.731	48	3.7	11	31-0	5	10	9	55	4.2										
06-07	18	361	25-60	.417	13-37	.351	14-17	.824	70	3.9	29	30-0	11	14	24	77	4.3										
07-08	15	154	7-36	.194	5-22	.227	4-6	.667	32	2.1	8	34-0	5	2	5	23	1.5										
TOT	79	1568	140-339	.413	70-183	.383	80-104	.769	338	4.3	104	185-0	50	56	60	430	5.4										
HOWARD, STEPHEN #34															6-10			F		DePaul '92					7/15/70		
How Obtained: Signed as free agent, 12/18/96																											
How Departed: Waived, 1/6/97																											
NBA (1 Year)																											
YEAR	GP	MIN	FGM-FGA	PCT	3-POINT FGM-FGA	PCT	FTM-FTA	PCT	REBS	AVG	AST	PF-DQ	STL	TO	BLK	PTS	AVG										
96-97	7	69	7-12	.583	0-0	.000	12-14	.857	9	1.3	1	7-0	8	5													
HUGHES, ALFREDRICK #6															6-5			G/F		Loyola/Chicago '85					7/19/62		
How Obtained: First round pick, 1985 Draft, 14th overall																											
How Departed: Waived, 10/8/86																											
NBA (1 Year)																											
YEAR	GP	MIN	FGM-FGA	PCT	3-POINT FGM-FGA	PCT	FTM-FTA	PCT	REBS	AVG	AST	PF-DQ	STL	TO	BLK	PTS	AVG										
85-86	68	866	152-372	.409	3-17	.176	49-84	.583	113	1.7	61	79-0	26	63	5	356	5.2										
NBA PLAYOFFS (1 Year)																											
1986	3	18	4-9	.444	0-0	.000	0-0	.000	0	0.0	1	3-0	1	1	0	8	2.7										
IAVARONI, MARC #32															6-10			F		Virginia '78					9/15/56		
How Obtained: From Philadelphia for a third round pick in '86, 12/15/84																											
How Departed: Traded to Utah, with J. Cook, for J. Wilkins, 2/16/86																											
NBA (2 Years)																											
YEAR	GP	MIN	FGM-FGA	PCT	3-POINT FGM-FGA	PCT	FTM-FTA	PCT	REBS	AVG	AST	PF-DQ	STL	TO	BLK	PTS	AVG										
84-85	57	1178	150-323	.464	0-4	.000	81-122	.664	275	4.8	113	193-5	31	103	32	381	6.7										
85-86	42	669	74-163	.454	0-2	.000	43-67	.642	132	3.1	53	109-0	22	51	14	191	4.5										
TOT	99	1847	224-486	.461	0-6	.000	124-189	.656	407	4.1	166	302-5	53	154	46	572	5.8										
NBA PLAYOFFS (1 Year)																											
1985	5	116	15-28	.536	0-1	.000	15-20	.750	26	5.2	13	23-1	5	15	2	45	9.0										

FORMER SPURS STATISTICS

JACKSON, CEDRIC #11

6-3 G

Cleveland State '09

3/5/86

How Obtained: Signed 10-day contract, 3/10/10

NBA (1 Year)

YEAR	GP	MIN	FGM-FGA	PCT	3-POINT FGM-FGA	PCT	FTM-FTA	PCT	REBS	AVG	AST	PF-DQ	STL	TO	BLK	PTS	AVG
09-10	3	25	2-7	.286	0-2	.000	3-4	.750	4	1.3	6	2-0	3	2	2	7	2.3

JACKSON, STEPHEN #3

6-8 G/F

Oak Hill Acadmey (Virginia) 4/5/78

How Obtained: (1) Singed as free agent, 8/2/01; (2) Acquired from Golden State for Richard Jefferson, T.J. Ford and a protected first round pick, 3/23/12

Hoe Departed: (1) Unsigned free agent, 7/03; (2) Waived, 4/12/13

NBA (4 Years)

YEAR	GP	MIN	FGM-FGA	PCT	3-POINT FGM-FGA	PCT	FTM-FTA	PCT	REBS	AVG	AST	PF-DQ	STL	TO	BLK	PTS	AVG
01-02	23	227	34-91	.374	9-36	.250	12-17	.706	26	1.1	11	29-0	15	23	3	89	3.9
02-03	80	2254	356-818	.435	95-297	.320	139-183	.760	286	3.6	183	202-0	125	176	30	946	11.8
11-12	21	1212	62-153	.405	19-62	.306	44-54	.815	81	3.9	41	38-0	28	37	7	187	8.9
12-13	55	1075	123-330	.373	46-170	.271	49-70	.700	155	2.8	81	89-0	37	77	14	341	6.2
TOT	196	4056	575-1392	.413	169-565	.299	244-324	.753	548	3.1	315	358-0	205	313	54	1563	8.7
NBA PLAYOFFS (2 Years)																	
2003	24	811	108-261	.414	38-113	.336	53-66	.803	98	4.1	65	53-0	33	68	9	307	12.8
2012	14	299	38-71	.535	26-43	.605	14-15	.933	28	2.0	24	38-0	9	18	3	116	8.3
TOT	38	1110	146-332	.440	65-156	.410	67-81	.827	126	3.3	89	91-0	42	86	12	423	11.1

JACKSON, JAREN #2

6-7 G

Georgetown '89

10/27/67

How Obtained: Signed as free agent, 9/27/97

How Departed: Waived, 8/29/01

NBA (4 Years)

YEAR	GP	MIN	FGM-FGA	PCT	3-POINT FGM-FGA	PCT	FTM-FTA	PCT	REBS	AVG	AST	PF-DQ	STL	TO	BLK	PTS	AVG
97-98	82	2226	258-654	.394	112-297	.377	94-118	.797	210	2.6	156	222-3	60	104	8	722	8.8
98-99	47	861	108-284	.380	53-147	.361	32-39	.821	99	2.1	49	63-0	41	37	9	301	6.4
99-00	81	1691	186-488	.381	108-306	.353	33-51	.647	181	2.2	118	157-1	54	66	7	513	6.3
00-01	16	114	16-40	.400	7-18	.389	0-2	.000	12	0.8	7	13-0	5	3	0	39	2.4
TOT	226	4892	568-1466	.387	280-768	.365	159-210	.757	502	2.2	330	455-4	160	210	24	1575	7.0
NBA PLAYOFFS (3 Years)																	
1998	9	319	30-88	.341	18-59	.305	14-19	.737	39	4.3	14	31-1	5	12	1	92	10.2
1999	17	345	50-131	.382	31-86	.360	9-13	.692	41	2.4	18	33-0	13	20	0	140	8.2
2000	2	19	0-3	.000	0-1	.000	2-4	.500	1	0.5	2	1-0	1	0	0	2	1.0
TOT	28	683	80-222	.360	49-146	.336	25-36	.694	81	2.9	34	65-1	19	32	1	234	8.4

JAMES, DAMION #12

6-7 F

Texas '10

10/7/87

How Obtained: Signed 10-day contract, 4/3/14; Signed as free agent, 4/10/14

How Departed: Free agent

NBA (1 Year)

YEAR	GP	MIN	FGM-FGA	PCT	3-POINT FGM-FGA	PCT	FTM-FTA	PCT	REBS	AVG	AST	PF-DQ	STL	TO	BLK	PTS	AVG
13-14	5	50	2-9	.222	0-2	.000	2-2	1.000	12	2.4	3	3-0	0	1	1	3	0.6

JEFFERS, OTHYUS #12

6-5 G/F

Robert Morris '08

8/5/85

How Obtained: Signed 10-day contract, 3/4/11; Signed as free agent, 4/10/14

How Departed: Free agent

NBA (2 Years)

YEAR	GP	MIN	FGM-FGA	PCT	3-POINT FGM-FGA	PCT	FTM-FTA	PCT	REBS	AVG	AST	PF-DQ	STL	TO	BLK	PTS	AVG
10-11	1	8	1-3	.333	0-0	.000	0-0	.000	2	2.0	1	1-0	0	1	0	2	2.0
13-14	4	34	3-5	.600	0-1	.000	1-2	.500	6	1.5	6	2-0	0	0	0	7	1.8
TOT	5	42	4-8	.500	0-1	.000	1-2	.500	8	1.6	7	3-0	0	1	0	9	1.8

JEFFERSON, RICHARDSON #24

6-7 F

Arizona '01

6/21/80

How Obtained: From Milwaukee, for Bruce Bowen and Kurt Thomas, on 06/24/09

How Departed: Traded to Golden State, with T.J. Ford and a first round pick, for Stephen Jackson on 03/15/12

NBA (3 Years)

YEAR	GP	MIN	FGM-FGA	PCT	3-POINT FGM-FGA	PCT	FTM-FTA	PCT	REBS	AVG	AST	PF-DQ	STL	TO	BLK	PTS	AVG
09-10	81	2520	362-775	.467	59-187	.316	211-287	.735	356	4.4	158	178-2	45	105	40	994	12.3
10-11	81	2459	304-642	.474	135-190	.440	148-195	.759	310	3.8	107	164-3	38	93	34	891	11.0
11-12	41	1168	132-319	.414	33-79	.421	35-50	.700	143	3.5	55	83-0	25	32	12	379	9.2
TOT	203	6147	798-1736	.452	227-456	.392	394-532	.731	809	3.9	320	425-5	108	230	86	2,264	10.8
NBA PLAYOFFS (2 Years)																	
09-10	10	334	34-70	.486	1-5	.200	25-33	.758	53	5.3	18	20-0	6	15	6	94	9.4
10-11	6	176	12-31	.387	6-17	.353	9-11	.818	25	4.2	5	13-0	3	6	3	39	6.5
TOT	16	510	46-101	.437	7-22	.318	34-44	.773	78	4.9	23	33-0	9	21	9	133	8.3

FORMER SPURS STATISTICS

JOHNSON, AVERY #15, #6					5-11		G		Southern '88					3/25/65					
How Obtained: (1) Signed as free agent, 1/17/91 (2) Signed as free agent, 11/19/92 (3) Signed as free agent, 7/21/94																			
How Departed: (1) Waived, 12/17/91 (2) Unsigned free agent, 8/1/93 (3) Unsigned free agent, 7/18/01																			
NBA (10 Years)					3-POINT														
YEAR	GP	MIN	FGM-FGA	PCT	FGM-FGA	PCT	FTM-FTA	PCT	REBS	AVG	AST	PF-DQ	STL	TO	BLK	PTS	AVG		
90-91	47	742	101-209	.483	1-5	.200	38-55	.691	56	1.2	153	40-0	33	47	2	241	5.1		
91-92	20	463	55-108	.509	1-5	.200	24-32	.750	35	1.8	100	43-1	21	45	3	135	6.8		
92-93	75	2030	256-510	.502	0-8	.000	144-182	.791	146	1.9	561	141-0	85	145	16	656	8.7		
94-95	82	3011	448-863	.519	3-22	.136	202-295	.685	208	2.5	670	154-0	114	207	13	1101	13.4		
95-96	82	3084	438-887	.494	6-31	.194	189-262	.721	206	2.5	789	179-1	119	195	21	1071	13.1		
96-97	76	2472	327-685	.477	6-26	.231	140-203	.690	147	1.9	513	158-1	96	146	15	800	10.5		
97-98	75	2674	321-671	.478	2-13	.154	122-168	.726	150	2.0	591	140-0	84	165	18	766	10.2		
98-99	50	1672	218-461	.473	1-12	.083	50-88	.568	118	2.4	369	101-0	51	112	11	487	9.7		
99-00	82	2571	402-850	.473	1-9	.111	114-155	.735	158	1.9	491	150-0	76	140	18	919	11.2		
00-01	55	1290	134-300	.447	1-6	.167	41-60	.683	85	1.5	237	90-0	33	60	4	310	5.6		
TOT	644	20009	2700-5544	.487	22-137	.161	1064-1500	.709	1309	2.0	4474	1196-3	712	1262	121	6486	10.1		
NBA PLAYOFFS (8 Years)																			
1991	3	19	0-5	.000	0-1	.000	2-2	1.000	0	0.0	4	3 0	1	0	0	2	0.7		
1993	10	314	36-70	.514	0-1	.000	10-14	.714	31	3.1	81	27-0	10	23	1	82	8.2		
1995	15	575	91-176	.517	0-1	.000	36-58	.621	32	2.1	125	29-0	20	30	6	218	14.5		
1996	10	407	52-121	.430	0-2	.000	19-27	.704	36	3.6	94	21-0	20	24	1	123	12.3		
1998	9	342	61-101	.604	0-2	.000	34-51	.667	13	1.4	55	27-0	9	21	0	156	17.3		
1999	17	653	91-187	.487	1-3	.333	32-47	.681	42	2.5	126	30-0	20	50	1	215	12.6		
2000	4	144	19-42	.452	0-0	.000	10-14	.714	9	2.3	21	10 0	4	10	0	48	12.0		
2001	13	281	34-88	.386	0-1	.000	8-15	.533	16	1.2	41	24-1	10	10	1	76	5.8		
TOT	81	2735	384-790	.486	1-11	.091	151-228	.662	179	2.2	547	171-1	94	168	10	920	11.4		

JOHNSON, DERMARR #1				6-9		G/F		Cincinnati '03				5/5/80					
How Obtained: (1) Signed as free agent, 12/29/07. (2) Signed as a free agent, 4/11/08																	
How Departed: (1) Waived, 1/7/08. (2) Unsigned free agent, 7/08																	
NBA (1 Year)																	
3-POINT																	
YEAR	GP	MIN	FGM-FGA	PCT	FGM-FGA	PCT	FTM-FTA	PCT	REBS	AVG	AST	PF-DQ	STL	TO	BLK	PTS	AVG
07-08	5	28	7-14	.500	3-9	.333	0-2	.000	1	0.2	1	4-0	1	0	0	17	3.4

JOHNSON, GEORGE #52										6-11 C		Dillard '70		12/18/48				
How Obtained: Signed as free agent, 8/15/80																		
How Departed: Traded to Atlanta for J. Johnstone and second round picks in '83 and '85, 9/28/82																		
NBA (2 Years)																		
YEAR	GP	MIN	FGM-FGA	PCT	3-POINT FGM-FGA	PCT	FTM-FTA	PCT	REBS	AVG	AST	PF-DQ	STL	TO	BLK	PTS	AVG	
80-81	82	1935	164-347	.473	0-0	.000	80-109	.734	602	7.3	92	273-3	47	110	278	408	5.0	
81-82	75	1578	91-195	.467	0-0	.000	43-64	.672	454	6.1	79	259-6	20	92	234	225	3.0	
TOT	157	3513	255-542	.470	0-0	.000	123-173	.711	1056	6.7	171	530-9	67	202	512	633	4.0	
NBA PLAYOFFS (2 Years)																		
1981	7	171	12-26	.462	0-0	.000	7-10	.700	63	9.0	6	20-0	7	3	16	31	4.4	
1982	9	175	4-8	.500	0-0	.000	3-5	.600	46	5.1	12	34-0	6	4	15	11	1.2	
TOT	16	346	16-34	.471	0-0	.000	10-15	.667	109	6.8	18	54-0	13	7	31	42	2.6	

JOHNSON, LINTON #43					6-8		F		Tulane '02					6/13/80			
How Obtained: Signed as free agent, 8/25/04																	
How Departed: Unsigned free agent, 8/05																	
NBA (1 Year)					3-POINT												
YEAR	GP	MIN	FGM-FGA	PCT	FGM-FGA	PCT	FTM-FTA	PCT	REBS	AVG	AST	PF-DQ	STL	TO	BLK	PTS	AVG
04-05	2	15	0-2	.000	0-1	.000	0-0	.000	3	1.5	0	1-0	1	1	0	0	0.0

JOHNSON, REGGIE #32				6-9		F	Tennessee '80				6/25/57						
How Obtained: First round pick, 1980 Draft, 15th overall																	
How Departed: Traded to Cleveland, with Brewer, for Mitchell and Phegley, 12/24/81																	
NBA (2 Years)		3-POINT															
YEAR	GP	MIN	FGM-FGA	PCT	FGM-FGA	PCT	FTM-FTA	PCT	REBS	AVG	AST	PF-DQ	STL	TO	BLK	PTS	AVG
80-81	79	1716	340-682	.499	0-1	.000	128-193	.663	358	4.5	78	283-8	45	130	48	808	10.2
81-82	21	504	94-194	.485	0-0	.000	32-40	.800	137	6.5	20	67-0	7	26	16	220	10.5
TOT	100	2220	434-876	.495	0-1	.000	160-233	.687	495	5.0	98	350-8	52	156	64	1028	10.3
NBA PLAYOFFS (1 Year)																	
1981	7	224	35-73	.479	0-0	.000	19-25	.760	34	4.9	16	27-2	4	10	5	89	12.7

JOHNSON, STEVE #33				6-10 C/F		Oregon State '81				11/3/57							
How Obtained: From Chicago, with a second round pick in '85, for Banks, 6/18/85																	
How Departed: Traded to Portland for M. Thompson and the draft rights to Krystkowiak, 6/19/86																	
NBA (1 Year)				3-POINT													
YEAR	GP	MIN	FGM-FGA	PCT	FGM-FGA	PCT	FTM-FTA	PCT	REBS	AVG	AST	PF-DQ	STL	TO	BLK	PTS	AVG
85-86	71	1828	362-573	.632	0-0	.000	259-373	.694	462	6.5	95	291-13	44	191	66	983	13.8
NBA PLAYOFFS (1 Year)																	
1986	3	53	5-15	.333	0-0	.000	5-11	.455	6	2.0	2	14-1	0	6	1	15	5.0

JOHNSON, STEW #23					6-8		F		Murray State '67					8/19/44				
How Obtained: Signed as free agent, 12/15/75																		
How Departed: Waived, 1/11/76																		
ABA (1 Year)																		
YEAR	GP	MIN	FGM-FGA	PCT	3-POINT FGM-FGA	PCT	FTM-FTA	PCT	REBS	AVG	AST	PF-DQ	STL	TO	BLK	PTS	AVG	
75-76	10	123	21-77	.273	1-8	.125	2-4	.500	19	1.9	15	16-0	2	2	0	45	4.5	

FORMER SPURS STATISTICS

JOHNSON, VINNIE #15

6-2 G Baylor '79

9/9/56

How Obtained: Signed as free agent, 12/12/91

How Departed: Waived, 6/25/92

NBA (1 Year)

YEAR	GP	MIN	FGM-FGA	PCT	3-POINT FGM-FGA	PCT	FTM-FTA	PCT	REBS	AVG	AST	PF-DQ	STL	TO	BLK	PTS	AVG
91-92	60	1350	202-499	.405	19-60	.317	55-85	.647	182	3.0	145	93-0	41	74	14	478	8.0
NBA PLAYOFFS (1 Year)																	
1992	3	69	11-24	.458	2-4	.500	1-2	.500	8	2.7	7	7-0	5	5	1	25	8.3

JOHNSTONE, JIM #25

6-11 C Wake Forest '82

9/20/60

How Obtained: From Atlanta, with second round picks in '83 and '85, for G. Johnson, 9/28/82

How Departed: Waived, 12/14/82

NBA (1 Year)

YEAR	GP	MIN	FGM-FGA	PCT	3-POINT FGM-FGA	PCT	FTM-FTA	PCT	REBS	AVG	AST	PF-DQ	STL	TO	BLK	PTS	AVG
82-83	7	54	2-10	.200	0-0	.000	3-5	.600	16	2.3	1	9-0	1	4	1	7	1.0

JONES, ANTHONY #11

6-6 G UNLV '86

9/13/62

How Obtained: Signed 10-day contract, 12/29/86; Signed 10-day contract, 1/7/87; Signed for season, 1/17/87

How Departed: Waived, 11/4/87

NBA (1 Year)

YEAR	GP	MIN	FGM-FGA	PCT	3-POINT FGM-FGA	PCT	FTM-FTA	PCT	REBS	AVG	AST	PF-DQ	STL	TO	BLK	PTS	AVG
86-87	49	744	119-289	.412	7-19	.368	41-52	.788	95	1.9	66	68-0	32	38	18	286	5.8

JONES, BOBBY #42

6-7 F Washington '06

1/9/84

How Obtained: Signed 10-day contract, 4/1/08

How Departed: Unsigned free agent, 4/11/08

NBA (1 Year)

YEAR	GP	MIN	FGM-FGA	PCT	3-POINT FGM-FGA	PCT	FTM-FTA	PCT	REBS	AVG	AST	PF-DQ	STL	TO	BLK	PTS	AVG
07-08	3	20	1-4	.250	0-2	.000	0-0	.000	2	0.7	1	1-0	2	1	0	2	0.7

JONES, CALDWELL #27

6-11 C/F Albany State '73

8/4/50

How Obtained: Signed as free agent, 7/20/89

How Departed: Retired, 6/1/90

NBA (1 Year)

YEAR	GP	MIN	FGM-FGA	PCT	3-POINT FGM-FGA	PCT	FTM-FTA	PCT	REBS	AVG	AST	PF-DQ	STL	TO	BLK	PTS	AVG
89-90	72	885	67-144	.465	1-5	.200	38-54	.704	230	3.2	20	146-2	20	48	27	173	2.4
NBA PLAYOFFS (1 Year)																	
1990	9	66	4-9	.444	0-0	.000	0-1	.000	13	1.4	2	10-0	0	3	3	8	0.9

JONES, EDGAR #42

6-10 F Nevada-Reno '79

6/17/56

How Obtained: From Detroit for a second round pick in '84 and a third round pick in '85, 2/10/83

How Departed: Traded to Cleveland, with cash, for J. Cook, 12/14/84

NBA (3 Years)

YEAR	GP	MIN	FGM-FGA	PCT	3-POINT FGM-FGA	PCT	FTM-FTA	PCT	REBS	AVG	AST	PF-DQ	STL	TO	BLK	PTS	AVG
82-83	28	622	92-185	.497	0-3	.000	84-114	.737	177	6.3	20	107-5	14	43	31	268	9.6
83-84	81	1770	322-644	.500	6-19	.316	176-242	.727	449	5.5	85	298-7	64	125	107	826	10.2
84-85	18	322	44-91	.484	0-1	.000	41-51	.804	62	3.4	18	52-1	9	28	18	129	7.2
TOT	127	2714	458-920	.498	6-23	.261	301-407	.740	688	5.4	123	457-13	87	196	156	1223	9.6
NBA PLAYOFFS (1 Year)																	
1983	11	193	28-62	.452	0-2	.000	19-33	.576	53	4.8	17	44-1	6	18	14	75	6.8

JONES, OZELL #8

6-11 C Cal State-Fullerton '84

11/20/60

How Obtained: Fourth round pick, 1984 Draft, 90th overall

How Departed: Waived, 10/25/85

NBA (1 Year)

YEAR	GP	MIN	FGM-FGA	PCT	3-POINT FGM-FGA	PCT	FTM-FTA	PCT	REBS	AVG	AST	PF-DQ	STL	TO	BLK	PTS	AVG
84-85	67	888	106-180	.589	0-1	.000	33-83	.398	238	3.6	56	139-1	30	61	57	245	3.7
NBA PLAYOFFS (1 Year)																	
1985	5	73	8-11	.727	0-0	.000	1-6	.167	17	3.4	4	18-1	1	7	4	17	3.4

JONES, RICH #33

6-8 F Memphis State '69

12/27/46

How Obtained: Signed as free agent with Dallas, 1969

How Departed: Traded to New York Nets, with Warren, Terry and Hughes, for Paultz, 9/8/75

ABA (2 Years)

YEAR	GP	MIN	FGM-FGA	PCT	3-POINT FGM-FGA	PCT	FTM-FTA	PCT	REBS	AVG	AST	PF-DQ	STL	TO	BLK	PTS	AVG
73-74	78	2843	510-1175	.434	13-46	.283	186-241	.772	581	7.4	268	273-0	70	145	13	1219	15.6
74-75	83	3097	649-1480	.439	13-50	.260	287-374	.767	645	7.8	270	297-0	88	210	32	1598	19.3
TOT	161	5940	1159-2655	.437	26-96	.271	473-615	.769	1226	7.6	538	570-0	158	355	45	2817	17.5
ABA PLAYOFFS (2 Years)																	
1974	7	239	48-93	.516	1-3	.333	24-29	.828	46	6.6	19	28-0	4	—	—	121	17.3
1975	6	178	30-93	.323	1-7	.143	2-7	.286	45	7.5	15	25-0	7	11	4	63	10.5
TOT	13	417	78-186	.419	2-10	.200	26-36	.722	91	7.0	34	53-0	11	11	4	184	14.2
ABA ALL-STAR GAMES (1 Year)																	
1974	1	19	2-11	.182	0-1	.000	0-0	.000	8	8.0	2	4-0	—	—	—	4	4.0

JONES, SHELTON #31

6-9 F St. John's '88

4/6/66

How Obtained: Second round pick, 1988 Draft, 27th overall

How Departed: Traded to Golden State for Whitehead, 11/22/88

NBA (1 Year)

YEAR	GP	MIN	FGM-FGA	PCT	3-POINT FGM-FGA	PCT	FTM-FTA	PCT	REBS	AVG	AST	PF-DQ	STL	TO	BLK	PTS	AVG
88-89	7	92	9-25	.360	0-0	.000	8-13	.615	16	2.3	7	8-0	2	7	2	26	3.7

FORMER SPURS STATISTICS

JOSEPH, CORY #5										6-3	G	Texas '11		8/20/91			
How Obtained: First round pick, 2011 NBA Draft, 29th overall																	
How Departed: Unsigned free agent, 7/1/15																	
NBA (4 Years)																	
YEAR	GP	MIN	FGM-FGA	PCT	3-POINT FGM-FGA	PCT	FTM-FTA	PCT	REBS	AVG	AST	PF-DQ	STL	TO	BLK	PTS	AVG
11-12	29	266	22-70	.314	3-15	.200	11-17	.647	25	0.9	34	16-0	7	12	3	58	2.0
12-13	28	388	51-110	.464	6-21	.286	18-21	.857	52	1.9	53	25-1	15	21	4	126	4.5
13-14	68	936	126-265	.475	12-38	.316	79-96	.823	107	1.6	114	84-0	35	43	14343	5.0	
14-15	79	1444	207-411	.504	16-44	.364	105-143	.734	192	2.4	188	105-0	46	67	17	535	6.8
TOT	204	3034	406-856	.474	37-118	.314	213-277	.769	376	1.8	389	105-0	103	143	38	1062	5.2
NBA PLAYOFFS (3 Years)																	
2013	20	192	26-56	.464	2-11	.182	5-11	.455	31	1.6	24	15-0	6	10	2	59	3.0
2014	17	87	17-35	.486	0-3	.000	14-18	.778	9	0.5	9	7-0	3	4	0	48	2.8
2015	4	22	5-6	.833	0-0	.000	1-2	.500	1	0.3	0	2-0	0	1	1	11	2.8
TOT	41	301	48-97	.495	2-14	.143	20-31	.645	41	1.0	33	24-0	9	15	3	118	2.9

KARL, GEORGE #22										6-2	G	North Carolina '73				5/12/51			
How Obtained: Signed as free agent, 1973																			
How Departed: Retired, 4/14/78																			
ABA (3 Years)																			
YEAR	GP	MIN	FGM-FGA	PCT	3-POINT FGM-FGA	PCT	FTM-FTA	PCT	REBS	AVG	AST	PF-DQ	STL	TO	BLK	PTS	AVG		
73-74	74	1339	236-502	.470	8-22	.364	94-113	.832	126	1.7	160	161-0	65	92	10	574	7.8		
74-75	82	1629	261-534	.489	4-23	.174	137-177	.774	155	1.9	334	207-0	96	158	7	663	8.1		
75-76	75	1200	150-334	.449	0-9	.000	81-106	.764	66	0.9	250	149-0	60	108	3	381	5.1		
TOT	231	4168	647-1370	.472	12-54	.222	312-396	.788	347	1.5	744	517-0	221	358	20	1618	7.0		
NBA (2 Years)																			
76-77	29	251	25-73	.342	—	—	29-42	.690	17	0.6	46	36-0	10	—	0	79	2.7		
77-78	4	30	2-6	.333	—	—	2-2	1.000	5	1.3	5	6-0	1	4	0	6	1.5		
TOT	33	281	27-79	.342	—	—	31-44	.705	22	0.7	51	42-0	11	4	0	85	2.6		
ABA PLAYOFFS (3 Years)																			
1974	7	141	13-28	.464	0-1	.000	2-5	.400	15	2.1	23	19-0	10	12	0	28	4.0		
1975	4	40	1-8	.125	0-1	.000	3-4	.750	3	0.8	5	5-0	1	2	0	5	1.2		
1976	6	64	10-22	.455	0-1	.000	6-9	.667	4	0.7	17	12-0	5	5	0	26	4.3		
TOT	17	245	24-58	.414	0-3	.000	11-18	.611	22	1.3	45	36-0	16	19	0	59	3.5		
NBA PLAYOFFS (1 Year)																			
1977	1	1	0-0	.000	—	—	0-0	.000	0	0.0	0	0-0	0	0	0	0	0.0		

KEMPTON, TIM #8										6-10	C	Notre Dame '86					1/25/64		
How Obtained: Signed as free agent, 10/30/96																			
How Departed: Waived, 12/10/96																			
NBA (1 Year)																			
YEAR	GP	MIN	FGM-FGA	PCT	3-POINT FGM-FGA	PCT	FTM-FTA	PCT	REBS	AVG	AST	PF-DQ	STL	TO	BLK	PTS	AVG		
96-97	10	59	1-5	.200	0-0	.000	2-2	1.000	8	0.8	2	4-0	1	7	1	4	0.4		

KENNEDY, EUGENE #50															6-6	F	TCU '71	8/23/49
How Obtained: Thirteenth round pick, 1971 ABA Draft, by Dallas																		
How Departed: Waived, 1974																		
ABA (1 Year)																		
	GP	MIN	FGM-FGA	PCT	3-POINT FGM-FGA	PCT	FTM-FTA	PCT	REBS	AVG	AST	PF-DQ	STL	TO	BLK	PTS	AVG	
73-74	76	1440	194-352	.551	0-0	.000	60-87	.690	387	5.1	83	240-0	59	79	15	448	5.9	
ABA PLAYOFFS (1 Year)																		
1974	6	71	12-27	.444	0-1	.000	3-4	.750	18	3.0	3	17-0	0	3	1	27	4.5	

KENON, LARRY #35					6-9		F	Memphis State '73					12/13/52				
How Obtained: From New York Nets for Nater, 6/3/75																	
How Departed: Signed as free agent with Chicago, 9/12/80 (received two '81 second round picks and cash as compensation)																	
ABA (1 Year)		3-POINT															
YEAR	GP	MIN	FGM-FGA	PCT	FGM-FGA	PCT	FTM-FTA	PCT	REBS	AVG	AST	PF-DQ	STL	TO	BLK	PTS	AVG
75-76	81	2920	647-1344	.481	0-1	.000	221-283	.781	897	11.1	151	165-0	91	243	43	1515	18.7
NBA (4 Years)																	
76-77	78	2936	706-1435	.492	—	—	293-356	.823	879	11.3	229	190-0	167	—	60	1705	21.9
77-78	81	2869	698-1426	.489	—	—	276-323	.854	773	9.5	268	209-2	115	279	24	1672	20.6
78-79	81	2947	748-1484	.504	—	—	295-349	.845	790	9.8	335	192-1	154	300	19	1791	22.1
79-80	78	2798	647-1333	.485	1-9	.111	270-345	.783	775	9.9	231	192-0	111	232	18	1565	20.1
TOT	318	11550	2799-5678	.493	1-9	.111	1134-1373	.826	3217	10.1	1063	783-3	547	811	121	6733	21.2
ABA PLAYOFFS (1 Year)																	
1976	7	277	61-131	.466	1-3	.333	27-30	.900	80	11.4	16	16-0	10	33	4	150	21.4
NBA PLAYOFFS (4 Years)																	
1977	2	79	16-33	.485	—	—	2-2	1.000	15	7.5	6	9-0	4	—	1	34	17.0
1978	6	200	46-103	.447	—	—	14-19	.737	55	9.2	22	23-0	5	19	2	106	17.7
1979	14	557	128-292	.438	—	—	39-53	.736	160	11.4	42	42-0	20	33	1	295	21.1
1980	3	81	10-34	.294	0-0	.000	6-11	.545	13	4.3	4	6-0	5	0	0	26	8.7
TOT	25	917	200-462	.433	0-0	.000	61-85	.718	243	9.7	74	80-0	29	52	4	461	18.4
ABA ALL-STAR GAMES (1 Year)																	
1976	1	20	5-7	.714	0-0	.000	0-0	.000	6	6.0	2	5	0	2	0	10	10.0
NBA ALL-STAR GAMES (2 Years)																	
1978	1	20	8-15	.530	—	—	0-0	.000	4	4.0	0	0-0	0	2	0	16	16.0
1979	1	7	1-3	.333	—	—	1-2	.500	2	2.0	1	0-0	0	0	0	3	3.0
TOT	2	27	9-18	.500	—	—	1-2	.500	6	3.0	1	0-0	0	2	0	19	9.5

FORMER SPURS STATISTICS

KERR, STEVE #4, #25

6-3 G Arizona '88

9/27/65

How Obtained: (1) From Chicago for Person and a first round pick, 1/21/99. (2) From Portland, along with Barkley and a second round pick, for Daniels, McCaskill and Smith, 8/5/02

How Departed: (1) Traded to Portland, with D. Anderson, for S. Smith, 7/25/01 (2) Retired, 8/7/03

NBA (4 Years)

YEAR	GP	MIN	FGM-FGA	PCT	3-POINT FGM-FGA	PCT	FTM-FTA	PCT	REBS	AVG	AST	PF-DQ	STL	TO	BLK	PTS	AVG
98-99	44	734	68-174	.391	25-80	.313	31-35	.886	44	1.0	49	28-0	23	22	3	192	4.4
99-00	32	268	32-74	.432	16-31	.516	9-11	.818	19	0.6	12	14-0	4	7	0	89	2.8
00-01	55	650	67-159	.421	33-77	.429	14-15	.933	35	0.6	57	30-0	16	21	1	181	3.3
02-03	75	952	110-256	.430	49-124	.395	30-34	.882	60	0.8	70	49-0	27	35	3	299	4.0
TOT	206	2604	277-663	.418	123-312	.394	84-95	.884	158	0.8	188	121-0	70	85	7	761	3.7

NBA PLAYOFFS (3 Years)

YEAR	GP	MIN	FGM-FGA	PCT	3-POINT FGM-FGA	PCT	FTM-FTA	PCT	REBS	AVG	AST	PF-DQ	STL	TO	BLK	PTS	AVG
1999	11	97	8-30	.267	3-13	.231	5-6	.833	9	0.8	8	5-0	2	4	0	24	2.2
2001	9	101	12-25	.480	5-15	.333	1-2	.500	9	1.0	6	8-0	4	2	1	30	3.3
2003	10	46	7-11	.636	5-6	.833	3-4	.750	3	0.3	6	6-0	1	1	0	22	2.2
TOT	30	244	27-66	.409	13-34	.382	9-12	.750	21	0.7	20	19-0	7	7	1	76	2.5

KERSEY, JEROME #25

6-7 F Longwood '84

6/26/62

How Obtained: Signed as free agent, 1/21/99

How Departed: Unsigned free agent, 8/1/00

NBA (2 Years)

YEAR	GP	MIN	FGM-FGA	PCT	3-POINT FGM-FGA	PCT	FTM-FTA	PCT	REBS	AVG	AST	PF-DQ	STL	TO	BLK	PTS	AVG
98-99	45	699	68-200	.340	3-14	.214	6-14	.429	130	2.9	41	92-1	37	30	14	145	3.2
99-00	72	1310	146-354	.412	0-9	.000	29-41	.707	225	3.1	69	161-0	67	51	47	321	4.5
TOT	117	2009	214-554	.386	3-23	.130	35-55	.636	355	3.0	110	253-1	104	81	61	466	4.0

NBA PLAYOFFS (1 Year)

YEAR	GP	MIN	FGM-FGA	PCT	3-POINT FGM-FGA	PCT	FTM-FTA	PCT	REBS	AVG	AST	PF-DQ	STL	TO	BLK	PTS	AVG
1999	14	152	15-43	.349	1-4	.250	5-7	.714	30	2.1	4	19-0	6	6	1	36	2.6

KIFFIN, IRV #21

6-8 F Oklahoma Baptist '75

8/8/51

How Obtained: From L.A. Lakers for a second round pick in '80, 10/5/79

How Departed: Waived, 12/19/79

NBA (1 Year)

YEAR	GP	MIN	FGM-FGA	PCT	3-POINT FGM-FGA	PCT	FTM-FTA	PCT	REBS	AVG	AST	PF-DQ	STL	TO	BLK	PTS	AVG
79-80	26	212	32-96	.333	0-0	.000	18-25	.720	40	1.5	19	43-0	10	30	2	82	3.2

KING, ALBERT #55

6-6 F Maryland '81

12/17/59

How Obtained: From Philadelphia for Myers, 8/24/88

How Departed: Waived, 3/4/89

NBA (1 Year)

YEAR	GP	MIN	FGM-FGA	PCT	3-POINT FGM-FGA	PCT	FTM-FTA	PCT	REBS	AVG	AST	PF-DQ	STL	TO	BLK	PTS	AVG
88-89	46	791	141-327	.431	8-32	.250	37-48	.771	140	3.0	79	97-2	27	74	7	327	7.1

KING, GERARD #54

6-9 F Nicholls State '95

11/25/72

How Obtained: Signed as free agent, 1/21/99

How Departed: Unsigned free agent, 8/1/99

NBA (1 Year)

YEAR	GP	MIN	FGM-FGA	PCT	3-POINT FGM-FGA	PCT	FTM-FTA	PCT	REBS	AVG	AST	PF-DQ	STL	TO	BLK	PTS	AVG
98-99	19	63	6-14	.429	0-0	.000	11-18	.611	14	0.7	4	12-0	2	4	1	23	1.2

NBA PLAYOFFS (1 Year)

YEAR	GP	MIN	FGM-FGA	PCT	3-POINT FGM-FGA	PCT	FTM-FTA	PCT	REBS	AVG	AST	PF-DQ	STL	TO	BLK	PTS	AVG
1999	8	14	2-4	.500	0-0	.000	0-0	.000	4	0.5	1	2-0	0	1	1	4	0.5

KNIGHT, BILLY #25

6-6 F Pittsburgh '74

6/9/52

How Obtained: From Kansas City for McNamara, 12/11/84

How Departed: Waived, 6/19/85

NBA (1 Year)

YEAR	GP	MIN	FGM-FGA	PCT	3-POINT FGM-FGA	PCT	FTM-FTA	PCT	REBS	AVG	AST	PF-DQ	STL	TO	BLK	PTS	AVG
84-85	52	611	125-285	.439	10-24	.417	51-57	.895	96	1.8	59	48-0	14	57	1	311	6.0

NBA PLAYOFFS (1 Year)

YEAR	GP	MIN	FGM-FGA	PCT	3-POINT FGM-FGA	PCT	FTM-FTA	PCT	REBS	AVG	AST	PF-DQ	STL	TO	BLK	PTS	AVG
1985	5	45	8-15	.533	0-4	.000	0-0	.000	6	1.2	3	2-0	2	2	0	16	3.2

KNIGHT, NEGELE #32

6-1 G Dayton '90

3/6/67

How Obtained: From Phoenix for a second round pick in '94, 11/8/93

How Departed: Unsigned free agent, 7/1/94

NBA (1 Year)

YEAR	GP	MIN	FGM-FGA	PCT	3-POINT FGM-FGA	PCT	FTM-FTA	PCT	REBS	AVG	AST	PF-DQ	STL	TO	BLK	PTS	AVG
93-94	65	1438	225-475	.474	4-21	.190	141-174	.810	103	1.6	197	121-0	34	94	11	595	9.2

NBA PLAYOFFS (1 Year)

YEAR	GP	MIN	FGM-FGA	PCT	3-POINT FGM-FGA	PCT	FTM-FTA	PCT	REBS	AVG	AST	PF-DQ	STL	TO	BLK	PTS	AVG
1994	4	108	13-41	.317	0-3	.000	11-12	.917	6	1.5	12	9-0	3	7	0	37	9.3

KRYSTKOWIAK, LARRY #42

6-10 F Montana '86

9/23/64

How Obtained: From Portland, with M. Thompson, for S. Johnson, 6/19/86

How Departed: Traded to Milwaukee for C. Davis and a second round pick in '89, 11/18/87

NBA (1 Year)

YEAR	GP	MIN	FGM-FGA	PCT	3-POINT FGM-FGA	PCT	FTM-FTA	PCT	REBS	AVG	AST	PF-DQ	STL	TO	BLK	PTS	AVG
86-87	68	1004	170-373	.456	1-12	.083	110-148	.743	239	3.5	85	141-1	22	67	12	451	6.6

LAMBERT, JOHN #24

6-10 F USC '75

1/14/53

How Obtained: From Kansas City for a third round pick in '84 and cash, 2/16/82

How Departed: Waived, 8/82

NBA (1 Year)

YEAR	GP	MIN	FGM-FGA	PCT	3-POINT FGM-FGA	PCT	FTM-FTA	PCT	REBS	AVG	AST	PF-DQ	STL	TO	BLK	PTS	AVG
81-82	21	271	26-58	.448	0-1	.000	13-14	.929	51	2.4	13	43-0	6	10	6	65	3.1

NBA PLAYOFFS (1 Year)

YEAR	GP	MIN	FGM-FGA	PCT	3-POINT FGM-FGA	PCT	FTM-FTA	PCT	REBS	AVG	AST	PF-DQ	STL	TO	BLK	PTS	AVG
1982	2	3	0-1	.000	0-1	.000	0-0	.000	1	0.5	1	0-0	0	0	0	0	0.0

FORMER SPURS STATISTICS

LUCAS, JOHN #15

6-3 G

Maryland '76

10/31/53

How Obtained: Signed as free agent, 12/4/83

How Departed: Traded to Houston, with an '85 third round pick, for J. Bailey, an '85 second round pick and cash, 10/4/84

NBA (1 Year)

YEAR	GP	MIN	FGM-FGA	PCT	3-POINT FGM-FGA	PCT	FTM-FTA	PCT	REBS	AVG	AST	PF-DQ	STL	TO	BLK	PTS	AVG
83-84	63	1807	275-595	.462	19-69	.275	120-157	.764	180	2.9	673	123-1	92	147	5	689	10.9

MACK, SAM #5

6-7 F

Houston '92

5/26/70

How Obtained: Signed as free agent, 9/25/92

How Departed: Waived, 10/21/93

NBA (1 Year)

YEAR	GP	MIN	FGM-FGA	PCT	3-POINT FGM-FGA	PCT	FTM-FTA	PCT	REBS	AVG	AST	PF-DQ	STL	TO	BLK	PTS	AVG
92-93	40	267	47-118	.398	3-22	.136	45-58	.776	48	1.2	15	44-0	14	22	5	142	3.6

MAHINMI, IAN #28

6-11 C

France

11/5/80

How Obtained: First round pick, 2005 Draft, 28th overall

How Departed: Unsigned free agent, 7/10

NBA (2 Years)

YEAR	GP	MIN	FGM-FGA	PCT	3-POINT FGM-FGA	PCT	FTM-FTA	PCT	REBS	AVG	AST	PF-DQ	STL	TO	BLK	PTS	AVG
07-08	6	22	6-12	.500	0-0	.000	9-9	1.000	5	0.8	1	4-0	0	2	4	21	3.5
09-10	26	165	35-55	.636	0-0	.000	31-47	.660	52	2.0	2	32-1	3	15	8	101	3.9
TOT	32	187	41-67	.612	0-0	.000	40-56	.714	57	1.8	3	36-1	3	17	12	122	3.8

MALONE, MOSES #2

6-10 C

Petersburg H.S. (V.A.)

5/23/55

How Obtained: Signed as free agent, 8/25/94

How Departed: Unsigned free agent, 7/1/95

NBA (1 Year)

YEAR	GP	MIN	FGM-FGA	PCT	3-POINT FGM-FGA	PCT	FTM-FTA	PCT	REBS	AVG	AST	PF-DQ	STL	TO	BLK	PTS	AVG
94-95	17	149	13-35	.371	1-2	.500	22-32	.688	46	2.7	6	15-0	2	11	3	49	2.9

MARJANOVIC, BOBAN #40

7-3 C

Serbia

8/15/88

How Obtained: Signed as free agent, 7/17/15

How Departed: Unsigned free agent, 7/16

NBA (1 Year)

YEAR	GP	MIN	FGM-FGA	PCT	3-POINT FGM-FGA	PCT	FTM-FTA	PCT	REBS	AVG	AST	PF-DQ	STL	TO	BLK	PTS	AVG
15-16	54	508	105-174	.603	0-0	---	87-114	.763	194	3.6	21	54-0	12	29	23	297	5.5

NBA PLAYOFFS (1 Year)

YEAR	GP	MIN	FGM-FGA	PCT	3-POINT FGM-FGA	PCT	FTM-FTA	PCT	REBS	AVG	AST	PF-DQ	STL	TO	BLK	PTS	AVG
15-16	7	42	8-12	.667	0-0	---	8-9	.889	14	2.0	3	10-0	0	3	2	24	3.4

MARKS, SEAN #40

7-0 C

California '98

8/23/75

How Obtained: Signed as free agent, 9/29/03

How Departed: Unsigned free agent, 7/06

NBA (3 Years)

YEAR	GP	MIN	FGM-FGA	PCT	3-POINT FGM-FGA	PCT	FTM-FTA	PCT	REBS	AVG	AST	PF-DQ	STL	TO	BLK	PTS	AVG
03-04	Did Not Appear In Any Games																
04-05	23	244	27-80	.338	0-3	.000	22-28	.786	56	2.4	8	29-0	3	14	11	76	3.3
05-06	25	181	37-71	.521	0-3	.000	7-12	.583	43	1.7	7	21-1	5	7	7	81	3.2
TOT	48	425	64-151	.424	0-6	.000	29-40	.725	99	2.1	15	50-1	8	21	18	157	3.3

MARTIN, KEVIN #23

6-7 G

Western Carolina '04

2/1/83

How Obtained: Signed as free agent, 3/9/16

How Departed: Unsigned free agent, 7/16

NBA (1 Year)

YEAR	GP	MIN	FGM-FGA	PCT	3-POINT FGM-FGA	PCT	FTM-FTA	PCT	REBS	AVG	AST	PF-DQ	STL	TO	BLK	PTS	AVG
15-16	16	261	30-85	.353	11-33	.333	28-30	.933	29	1.8	12	15-0	9	13	2	99	6.2

NBA PLAYOFFS (1 Year)

YEAR	GP	MIN	FGM-FGA	PCT	3-POINT FGM-FGA	PCT	FTM-FTA	PCT	REBS	AVG	AST	PF-DQ	STL	TO	BLK	PTS	AVG
15-16	5	49	8-20	.400	4-8	.500	2-3	.667	4	0.8	3	5-0	1	6	0	22	4.4

MASON JR., ROGER #8

6-5 G

Virginia '02

9/10/80

How Obtained: Signed as free agent, 7/11/08

How Departed: Unsigned free agent, 8/10

NBA (2 Years)

YEAR	GP	MIN	FGM-FGA	PCT	3-POINT FGM-FGA	PCT	FTM-FTA	PCT	REBS	AVG	AST	PF-DQ	STL	TO	BLK	PTS	AVG
08-09	82	2496	349-822	.425	166-394	.421	105-118	.890	251	3.1	173	160-0	40	100	12	969	11.8
09-10	79	1515	193-496	.389	88-264	.333	27-34	.794	162	2.1	137	99-0	30	59	14	501	6.3
TOT	161	4011	542-1318	.411	254-658	.386	132-152	.868	413	2.6	310	259-0	70	159	26	1470	9.1

NBA PLAYOFFS (2 Years)

YEAR	GP	MIN	FGM-FGA	PCT	3-POINT FGM-FGA	PCT	FTM-FTA	PCT	REBS	AVG	AST	PF-DQ	STL	TO	BLK	PTS	AVG
08-09	5	108	12-32	.375	7-19	.368	2-3	.667	8	1.6	9	10-0	1	4	0	33	6.6
09-10	6	60	1-12	.083	1-7	.143	0-0	.000	4	0.7	2	12-0	1	2	0	3	0.5
TOT	11	168	13-44	.295	8-26	.308	2-3	.667	12	1.1	11	22-0	2	6	0	36	3.3

MASSENBURG, TONY #34

6-9 F

Maryland '90

7/31/67

How Obtained: (1) Second round pick, 1990 Draft, 43rd overall. (2) Signed as free agent, 8/4/04

How Departed: (1) Waived, 12/2/91. (2) Unsigned free agent, 8/05

NBA (3 Years)

YEAR	GP	MIN	FGM-FGA	PCT	3-POINT FGM-FGA	PCT	FTM-FTA	PCT	REBS	AVG	AST	PF-DQ	STL	TO	BLK	PTS	AVG
90-91	35	161	27-60	.450	0-0	.000	28-45	.622	58	1.7	4	26-0	4	13	9	82	2.3
91-92	1	9	1-5	.200	0-0	.000	0-0	.000	0	0.0	0	2-0	0	0	0	2	2.0
04-05	61	699	74-182	.407	0-0	.000	48-63	.762	163	2.7	14	122-1	18	40	20	196	3.2
TOT	97	869	102-247	.413	0-0	.000	76-108	.704	221	2.3	18	150-1	22	53	29	280	2.9

NBA PLAYOFFS (2 Years)

YEAR	GP	MIN	FGM-FGA	PCT	3-POINT FGM-FGA	PCT	FTM-FTA	PCT	REBS	AVG	AST	PF-DQ	STL	TO	BLK	PTS	AVG
1991	1	0	0-0	.000	0-0	.000	0-0	.000	0	0.0	0	0-0	0	0	0	0	0.0
2005	9	28	1-6	.167	0-0	.000	1-2	.500	11	1.2	0	2-0	0	0	0	3	0.3
TOT	10	29	1-6	.167	0-0	.000	1-2	.500	11	1.1	0	2-0	0	0	0	3	0.3

MATTHEWS, WES #1										6-1	G	Wisconsin '80				8/24/59			
How Obtained: Signed as free agent, 10/15/85																			
How Departed: Waived, 10/8/86																			
NBA (1 Year)																			
YEAR	GP	MIN	FGM-FGA	PCT	3-POINT FGM-FGA	PCT	FTM-FTA	PCT	REBS	AVG	AST	PF-DQ	STL	TO	BLK	PTS	AVG		
85-86	75	153	320-603	.531	4-25	.160	173-211	.820	131	1.7	476	168-1	87	232	32	817	10.9		
NBA PLAYOFFS (1 Year)																			
1986	3	116	35-54	.648	0-1	.000	6-8	.750	7	2.3	24	7-0	6	11	0	76	25.3		

MAXWELL, VERNON #11

6-4

G

Florida '88

9/12/65

How Obtained: (1) From Denver for a second round pick in '89, 6/28/88 (2) Signed as free agent, 8/29/96

How Departed: (1) Traded to Houston for cash, 2/21/90 (2) Unsigned free agent, 7/1/97

NBA (3 Years)

3-POINT

YEAR	GP	MIN	FGM-FGA	PCT	FTM-FTA	PCT	FTM-FTA	PCT	REBS	AVG	AST	PF-DQ	STL	TO	BLK	PTS	AVG
88-89	79	2065	357-827	.432	32-129	.248	181-243	.745	202	2.6	301	136-0	86	178	8	927	11.7
89-90	49	1118	133-306	.435	15-52	.288	59-95	.621	141	2.9	146	79-0	42	71	5	340	6.9
96-97	72	2068	340-906	.375	115-372	.309	134-180	.744	159	2.2	153	168-1	87	121	19	929	12.9
TOT	200	5251	830-2039	.407	162-552	.293	374-518	.722	509	2.5	600	383-1	215	370	32	2196	11.0

McCASKILL, AMAL #15										6-11		C	Marquette '96				10/28/71			
How Obtained: Signed as free agent, 8/4/01																				
How Departed: Traded to Portland, and Daniels and C. Smith, for Kerr, Barkley and a second round pick in '03, 8/5/02																				
NBA (1 Year)																				
3-POINT																				
YEAR	GP	MIN	FGM-FGA	PCT	FGM-FGA	PCT	FTM-FTA	PCT	REBS	AVG	AST	PF-DQ	STL	TO	BLK	PTS	AVG			
01-02	27	153	20-49	.408	0-0	.000	12-26	.462	36	1.3	4	23-0	6	14	10	52	1.9			

MCCALLUM, RAY #3										6-3		G	Detroit Mercy '13				6/12/91			
How Obtained: From Sacramento in exchange for a 2016 second round draft pick, 7/9/15																				
How Departed: Waived, 2/29/16																				
NBA (1 Year)																				
						3-POINT														
YEAR	GP	MIN	FGM-FGA	PCT	FGM-FGA	PCT	FTM-FTA	PCT	REBS	AVG	AST	PF-DQ	STL	TO	BLK	PTS	AVG			
15-16	31	256	27-67	.403	5-16	.313	9-10	.900	31	1.0	33	14-0	5	13	4	68	2.2			

McDIYESS, ANTONIO #34				6-9		F/C		Alabama '95				9/7/1974			
NBA (2 Years)				3-POINT		PCT		REBS		AVG		AST		STL	
YEAR GP MIN FGM-FGA CTN				FGM-FGA		FTMTA		FGT		P-FQ		P-FQ		P-FQ	
09-10	77	1617	205-428	479	0.000	36-57	.632	455	5.9	83	147-0	43	79	32	446
10-11	73	1386	169-344	491	0-1	0.000	52-77	.675	396	5.4	84	163-1	36	73	390
TOT	150	3003	374-772	.484	0-3	0.000	88-134	.657	851	5.7	167	310-1	79	152	71
NBA PLAYOFFS (2 Years)				0-0		0.000		6-9		6.8		12		2	
09-10	10	247	33-62	.532	0-0	0.000	2-2	1.000	68	6.8	12	27-0	2	9	7
10-11	6	145	15-36	.417	0-0	0.000	4-7	.571	30	5.0	8	21-0	2	7	5
TOT	16	392	48-98	.490	0-0	0.000	6-9	.667	98	6.1	20	48-0	4	16	12

McGRADY, TRACY #1					6-8		G		Mt. Zion Christian Aca. '96					5/24/79				
How Obtained: Signed as free agent, 4/16/13																		
NBA PLAYOFFS (1 Year)																		
YEAR	GP	MIN	FGM-FGA	PCT	3-POINT FGM-FGA	PCT	FTM-FTA	PCT	REBS	AVG	AST	PF-DQ	STL	TO	BLK	PTS	AVG	
12-13	6	12-13	6-21	0-7	.000	0-3	.000	0-0	.000	8	1.3	7	0-2-0	2	2	3	0	0.0

McKENZIE, FORREST #7					6-7		F		Loyola Marymount '86					2/16/63			
How Obtained: (1) Third round pick, 1986 Draft, 48th overall; (2) Signed as free agent, 11/22/86																	
How Departed: (1) Waived, 10/8/86; (2) Waived, 12/15/86																	
NBA (1 Year)																	
YEAR	GP	MIN	FGM-FGA	PCT	3-POINT FGM-FGA	PCT	FTM-FTA	PCT	REBS	AVG	AST	PF-DQ	STL	TO	BLK	PTS	AVG
86-87	6	42	7-28	.250	1-2	.500	2-2	1.000	7	1.2	1	9-0	1	3	0	17	2.8

McNAMARA, MARK #3										6-1		C		California '82		6/8/59	
How Obtained: (1) From Philadelphia for a second round pick in '86, 11/4/83 (2) From the L.A. Lakers for exchange of second round picks in either '91, '92, '93 or '94, 9/25/90																	
How Departed: (1) Traded to Kansas City for Knight, 12/11/84 (2) Traded to Orlando for Green and a first round pick in '91, 10/30/90																	
NBA (2 Years)																	
3-POINT																	
YEAR	GP	MIN	FGM-FGA	PCT	FGM-FGA	PCT	FTM-FTA	PCT	REBS	AVG	AST	PF-DQ	STL	TO	BLK	PTS	AVG
83-84	70	1037	157-253	.621	0-0	.000	74-157	.471	317	4.5	31	138-2	14	89	12	388	5.5
84-85	12	63	12-18	.667	0-0	.000	9-18	.500	17	1.4	0	5-0	2	6	1	33	2.8
TOT	82	1100	169-271	.624	0-0	.000	83-175	.474	334	4.1	31	143-2	16	95	13	421	5.1

MENSAB-BONSU, POPS #54										6-10		F	George Washington '06					9/7/83	
How Obtained: Signed 10-day contract, 2/25/09																			
NBA (1 Year)																			
3-POINT																			
YEAR	GP	MIN	FGM-FGA	PCT	FGM-FGA	PCT	FTM-FTA	PCT	REBS	AVG	AST	PF-DQ	STL	TO	BLK	PTS	AVG		
08-09	3	20	5-7	.714	0-0	.000	5-7	.714	10	3.3	0	6-0	1	2	1	15	5.0		

MERCER, RON #33										6-7		G		Kentucky '99		5/18/76				
How Obtained: From Indiana as part of a three-team deal (Spurs, Pacers and Kings), 7/24/03																				
How Departed: Waived, 2/27/04																				
NBA (1 Year)																				
3-POINT																				
YEAR	GP	MIN	FGM-FGA	PCT	FGM-FGA	PCT	FTM-FTA	PCT	REBS	AVG	AST	PF-DQ	STL	TO	BLK	PTS	AVG			
03-04	39	516	90-211	.427	2-7	.286	13-17	.765	49	1.3	22	37-0	14	26	5	195	5.0			

MILLER, ANDRE #24					6-3	G	Utah '99					3/19/76							
How Obtained: Signed as free agent, 2/29/16																			
How Departed: Unsigned free agent, 7/16																			
NBA 1 (Year)					3-POINT FGM-FGA														
YEAR	GP	MIN	FGM-FGA	PCT	PCT	FTM-FTA	PCT	REBS	AVG	AST	PF-DQ	STL	TO	BLK	PTS	AVG			
15-16	13	181	23-48	.479	.250	9-13	.692	27	2.1	29	14-0	7	12	0	56	4.3			
NBA PLAYOFFS (1 Year)																			
15-16	5	35	3-7	.429	1-3	.333	2-2	1.000	5	1.0	7	4-0	0	0	9	1.8			

FORMER SPURS STATISTICS

MILLER, ROBERT #41

6-10 C

Cincinnati '78

7/9/56

How Obtained: Signed 10-day contract, 1/2/84

How Departed: Waived, 1/11/84

NBA (1 Year)

YEAR	GP	MIN	FGM-FGA	PCT	3-POINT FGM-FGA	PCT	FTM-FTA	PCT	REBS	AVG	AST	PF-DQ	STL	TO	BLK	PTS	AVG
83-84	2	8	2-3	.667	0-0	.000	0-0	.000	5	2.5	1	5-0	0	0	1	4	2.0

MITCHELL, MIKE #34

6-7 F

Auburn '78

1/1/56

How Obtained: (1) From Cleveland, with Phegley, for R. Johnson, Brewer and cash, 12/24/81: (2) Signed as free agent, 4/23/90

How Departed: (1) Unsigned free agent, 7/88; (2) Waived, 11/1/90

NBA (7 Years)

YEAR	GP	MIN	FGM-FGA	PCT	3-POINT FGM-FGA	PCT	FTM-FTA	PCT	REBS	AVG	AST	PF-DQ	STL	TO	BLK	PTS	AVG
81-82	57	2090	524-973	.539	0-7	.000	148-202	.733	449	7.9	43	200-4	33	98	28	1196	21.0
82-83	80	2803	686-1342	.511	0-3	.000	219-289	.758	537	6.7	98	248-6	57	126	52	1591	19.9
83-84	79	2853	779-1597	.488	6-14	.429	275-353	.779	570	7.2	93	251-6	62	141	73	1839	23.3
84-85	82	2853	775-1558	.497	5-23	.217	269-346	.777	417	6.1	151	219-1	61	144	27	1824	22.2
85-86	82	2970	802-1697	.473	0-12	.000	317-392	.809	409	5.0	188	175-0	56	184	25	1921	23.4
86-87	40	922	208-478	.435	1-2	.500	92-112	.821	103	2.6	38	68-0	19	51	9	509	12.7
87-88	68	1501	378-784	.482	3-12	.250	160-194	.825	198	2.9	68	101-0	31	52	13	919	13.5
TOT	488	15992	4152-8429	.493	15-73	.205	1480-1888	.784	2683	5.5	679	1262-17	319	796	227	9799	20.1

NBA PLAYOFFS (6 Years)

1982	9	365	90-169	.533	0-0	.000	43-57	.754	73	8.1	7	22-0	5	24	1	223	24.8
1983	11	422	102-200	.501	1-2	.500	25-33	.758	105	9.5	12	34-0	7	25	19	230	20.9
1985	5	180	44-78	.564	0-1	.000	21-24	.875	19	3.8	12	19-1	3	9	4	109	21.8
1986	3	107	21-52	.404	0-0	.000	5-10	.500	9	3.0	10	8-1	3	10	3	47	15.7
1988	3	74	13-37	.351	0-0	.000	5-6	.833	15	5.0	4	5-0	1	5	1	31	10.3
1990	4	15	3-8	.375	0-0	.000	0-0	.000	3	0.8	2	2-0	0	2	0	6	1.5
TOT	35	1163	273-544	.502	1-3	.333	99-130	.762	224	6.4	47	90-2	19	75	28	646	18.5

MITCHELL, TODD #32

6-7 F

Purdue '88

7/26/66

How Obtained: Signed 10-day contract, 2/28/89

How Departed: Waived, 3/7/89

NBA (1 Year)

YEAR	GP	MIN	FGM-FGA	PCT	3-POINT FGM-FGA	PCT	FTM-FTA	PCT	REBS	AVG	AST	PF-DQ	STL	TO	BLK	PTS	AVG
88-89	2	33	2-9	.222	0-0	.000	1-4	.250	3	1.5	1	2-0	1	4	0	5	2.5

MOHAMMED, NAZR #2

6-10 C

Kentucky '98

9/5/77

How Obtained: From New York, along with Brewer, for Rose and two first round picks, 2/24/05

How Departed: Unsigned free agent, 7/06

NBA (2 Years)

YEAR	GP	MIN	FGM-FGA	PCT	3-POINT FGM-FGA	PCT	FTM-FTA	PCT	REBS	AVG	AST	PF-DQ	STL	TO	BLK	PTS	AVG
04-05	23	414	55-142	.387	0-0	.000	32-56	.571	147	6.4	8	64-1	5	27	33	142	6.2
05-06	80	1389	190-377	.504	0-0	.000	113-144	.785	418	5.2	40	220-2	21	91	49	493	6.2
TOT	103	1803	245-519	.472	0-0	.000	145-200	.725	565	5.5	48	284-3	26	118	82	635	6.2

NBA PLAYOFFS (2 Years)

2005	23	528	66-125	.528	1-1	.100	30-47	.638	154	6.7	8	65-0	14	24	23	163	7.1
2006	8	94	11-15	.733	1-1	.100	13-18	.722	31	3.9	1	17-0	3	8	6	36	4.5
TOT	31	622	77-140	.550	2-2	.100	43-65	.662	185	6.0	9	82-0	17	32	29	199	6.4

MOORE, JOHNNY #00

6-3 G

Texas '79

3/31/58

How Obtained: (1) From Seattle for cash, 6/26/79; (2) Signed as free agent, 6/18/80; (3) Signed as free agent, 11/22/89

How Departed: (1) Waived, 10/12/79; (2) Waived, 11/19/87; (3) Waived, 8/23/90

NBA (9 Years)

YEAR	GP	MIN	FGM-FGA	PCT	3-POINT FGM-FGA	PCT	FTM-FTA	PCT	REBS	AVG	AST	PF-DQ	STL	TO	BLK	PTS	AVG
80-81	82	1578	249-520	.479	1-19	.053	105-172	.610	196	2.4	373	178-0	120	154	22	604	7.4
81-82	79	2294	309-667	.463	1-21	.048	122-182	.670	275	3.5	762	254-6	163	175	12	741	9.4
82-83	77	2552	394-841	.468	5-22	.227	148-199	.744	277	3.6	753	247-2	194	226	32	941	12.2
83-84	59	1650	231-518	.446	28-87	.322	105-139	.755	178	3.0	566	168-2	123	143	20	595	10.1
84-85	82	2689	416-910	.457	25-89	.281	189-248	.762	378	4.6	816	247-3	229	236	18	1046	12.8
85-86	28	856	150-303	.495	4-22	.182	59-86	.686	86	3.1	252	78-0	70	81	6	363	13.0
86-87	55	1234	198-448	.442	22-79	.278	56-70	.800	100	1.8	250	97-0	83	102	3	474	8.6
87-88	4	51	4-9	.444	0-1	.000	0-0	.000	4	1.0	11	1-0	3	4	0	8	2.0
89-90	53	516	47-126	.373	8-34	.235	16-27	.593	52	1.0	82	55-0	32	39	3	118	2.2
TOT	519	13420	1998-4342	.460	94-374	.251	800-1123	.712	1546	3.0	3865	1325-13	1017	1160	116	4890	9.4

NBA PLAYOFFS (5 Years)

1981	7	124	18-37	.486	0-3	.000	6-8	.750	13	1.9	22	14-0	10	8	1	42	6.0
1982	9	292	39-82	.476	0-3	.000	16-27	.593	31	3.4	93	38-0	15	15	6	94	10.4
1983	11	414	105-197	.533	9-17	.529	28-35	.800	47	4.3	161	41-0	28	38	3	247	22.5
1985	5	168	25-54	.463	1-3	.333	15-23	.652	30	6.0	42	17-0	10	16	2	66	13.2
1990	9	86	6-24	.250	0-6	.000	4-8	.500	11	1.3	21	11-0	7	7	1	16	1.8
TOT	41	1084	193-394	.490	10-32	.313	69-101	.683	132	3.2	339	121-0	70	84	13	465	11.3

MOSLEY, GLENN #34

6-8 F

Seton Hall '77

12/26/55

How Obtained: Signed as free agent, 12/78

How Departed: Waived, 10/79

NBA (1 Year)

YEAR	GP	MIN	FGM-FGA	PCT	3-POINT FGM-FGA	PCT	FTM-FTA	PCT	REBS	AVG	AST	PF-DQ	STL	TO	BLK	PTS	AVG
78-79	26	221	31-75	.413	—	—	23-38	.605	64	2.5	19	35-0	8	20	10	85	3.3

NBA PLAYOFFS (1 Year)

1979	3	6	2-3	.667	—	—	1-3	.333	1	0.3	1	0-0	0	0	1	5	1.7
------	---	---	-----	------	---	---	-----	------	---	-----	---	-----	---	---	---	---	-----

FORMER SPURS STATISTICS

MYERS, PETE #9, #7				6-7		G		Arkansas-Little Rock '86				9/15/63					
How Obtained: (1) Signed as free agent, 1/29/88; (2) Signed as free agent, 12/10/90																	
How Departed: (1) Traded to Philadelphia for A. King, 8/24/88; (2) Waived, 12/24/90																	
NBA (2 Years)		3-POINT															
YEAR	GP	MIN	FGM-FGA	PCT	FGM-FGA	PCT	FTM-FTA	PCT	REBS	AVG	AST	PF-DQ	STL	TO	BLK	PTS	AVG
87-88	22	328	43-95	.453	0-4	.000	26-39	.667	37	1.7	48	30-0	17	33	6	112	5.1
90-91	8	103	10-23	.435	0-1	.000	9-11	.818	18	2.3	14	14-0	3	14	3	29	3.6
TOT	30	431	53-118	.450	0-5	.000	35-50	.700	55	1.8	62	44-0	20	47	9	141	4.7

NATER, SWEN #31					6-11		C	UCLA '73					1/14/50				
How Obtained: From Virginia for cash and a draft pick, 11/73																	
How Departed: Traded to New York Nets for Kenon and Gale, 6/3/75																	
ABA (2 Years)																	
YEAR	GP	MIN	FGM-FGA	PCT	3-POINT FGM-FGA	PCT	FTM-FTA	PCT	REBS	AVG	AST	PF-DQ	STL	TO	BLK	PTS	AVG
73-74	62	2001	383-695	.552	0-1	.000	134-181	.740	844	13.6	112	177-0	26	—	—	900	14.5
74-75	78	2713	495-914	.542	0-1	.000	185-246	.752	1279	16.4	97	240-0	43	185	87	1175	15.1
TOT	140	4714	878-1609	.546	0-2	.000	319-427	.747	2123	15.2	209	417-0	69	185	87	2075	14.8
ABA PLAYOFFS (2 Years)																	
1974	7	211	47-85	.553	0-0	.000	10-14	.724	82	11.7	15	21-0	4	—	5	104	14.9
1975	6	234	40-84	.476	0-0	.000	9-21	.429	99	16.5	6	18-0	1	16	6	89	14.8
TOT	13	445	87-169	.515	0-0	.000	19-35	.543	181	13.9	21	39-0	5	16	11	193	14.8
ABA ALL STAR GAMES (2 Years)																	
1974	1	28	13-24	.542	0-0	.000	3-4	.750	22	22.0	0	2-0	—	—	—	29	29.0
1975	1	26	5-13	.385	0-0	.000	2-2	1.000	5	5.0	1	3-0	0	2	0	12	12.0
TOT	2	54	18-37	.486	0-0	.000	5-6	.833	27	13.5	1	5-0	0	2	0	41	20.5

NATT, CALVIN #7				6-6		F	NE Louisiana '79				1/8/57						
How Obtained: From Denver, with Vincent, for Greenwood and Cook, 1/26/89																	
How Departed: Waived, 2/20/89																	
NBA (1 Year)				3-POINT													
YEAR	GP	MIN	FGM-FGA	PCT	FGM-FGA	PCT	FTM-FTA	PCT	REBS	AVG	AST	PF-DQ	STL	TO	BLK	PTS	AVG
88-89	10	185	25-66	.379	0-0	.000	35-48	.729	32	3.2	11	19-0	2	19	2	85	8.5

NEAL, GARY #14				6-4		G	Towson '07				11/3/84						
How Obtained: Signed as free agent, 7/22/10																	
Hoe Departed: Unsigned free agent, 7/13																	
NBA (3 Years)																	
YEAR	GP	MIN	FGM-FGA	PCT	3-POINT FGM-FGA	PCT	FTM-FTA	PCT	REBS	AVG	AST	PF-DQ	STL	TO	BLK	PTS	AVG
10-11	80	1685	285-632	.451	129-308	.419	84-104	.808	196	2.5	2.7	148-0	78	78	4	783	9.8
11-12	56	1206	212-486	.436	83-198	.419	50-64	.781	118	2.1	4.7	75-0	27	60	2	557	9.9
12-13	68	1484	246-597	.412	89-251	.355	64-74	.865	143	2.1	1.9	93-0	30	69	2	645	9.5
TOT	204	4375	743-1715	.433	301-757	.398	198-242	.818	457	2.2	3.1	316-0	135	207	8	1985	9.7
NBA PLAYOFFS (3 Years)																	
2011	6	111	17-46	.370	5-19	.263	7-7	1.000	18	3.0	5	11-0	1	2	1	46	7.7
2012	14	217	39-87	.476	16-36	.444	11-13	.846	18	1.3	19	21-0	2	11	0	105	7.5
2013	21	390	52-135	.385	23-66	.348	16-16	1.000	45	2.1	15	33-0	3	13	1	143	6.8
TOT	41	718	108-263	.411	44-121	.364	34-36	.944	81	2.0	39	65-0	6	26	2	294	7.2

NEALY, EDDIE #32										6-7		F	Kansas State '82				2/19/60			
How Obtained: Signed as free agent, 7/15/86																				
How Departed: Unsigned free agent, 10/6/88																				
NBA (2 Years)																				
3-POINT																				
YEAR	GP	MIN	FGM-FGA	PCT	FGM-FGA	PCT	FTM-FTA	PCT	REBS	AVG	AST	PF-DQ	STL	TO	BLK	PTS	AVG			
86-87	60	980	84-192	.438	4-31	.129	51-69	.739	284	4.7	83	144-1	40	36	11	223	3.7			
87-88	68	837	50-109	.459	1-2	.500	41-63	.651	222	3.3	49	94-0	29	27	5	142	2.1			
TOT	128	1817	134-301	.445	5-33	.152	92-132	.697	506	4.0	132	238-1	69	63	16	365	2.9			
NBA PLAYOFFS (1 Year)																				
1988	4	5	4-6	.667	0-0	.000	2-2	1.000	13	3.3	6	7-0	1	2	1	10	2.5			

NELSON, LOUIE #21					6-3		G	Washington '73					5/28/51				
How Obtained: Signed as free agent, 11/4/76																	
How Departed: Waived, 11/17/76																	
NBA (1 Year)					3-POINT												
YEAR	GP	MIN	FGM-FGA	PCT	FGM-FGA	PCT	FTM-FTA	PCT	REBS	AVG	AST	PF-DQ	STL	TO	BLK	PTS	AVG
76-77	4	57	7-14	.500	—	—	4-7	.571	7	1.8	3	9-0	2	—	0	18	4.5

NESTEROVIC, RASHO #8				7-0		C	Slovenia				5/30/76						
How Obtained: Signed as free agent, 7/16/03																	
How Departed: Traded to Toronto for Bonner, Williams and a 2009 second round pick, 6/21/06																	
NBA (3 Years)				3-POINT													
YEAR	GP	MIN	FGM-FGA	PCT	3-POINT FGM-FGA	PCT	FTM-FTA	PCT	REBS	AVG	AST	PF-DQ	STL	TO	BLK	PTS	AVG
03-04	82	2353	328-700	.469	0-0	.000	54-114	.474	633	7.7	114	247-5	51	107	165	710	8.7
04-05	70	1785	198-430	.460	0-0	.000	14-30	.467	459	6.6	71	207-1	31	73	117	410	5.9
05-06	80	1515	172-334	.515	0-2	.000	18-30	.600	309	3.9	33	209-3	21	53	88	362	4.5
TOT	232	5653	698-1464	.477	0-2	.000	86-174	.494	1401	6.0	218	663-9	103	233	370	1482	6.4
NBA PLAYOFFS (3 Years)																	
2004	10	261	29-67	.433	0-1	.000	1-6	.167	55	5.5	10	38-0	3	8	11	59	5.9
2005	15	114	5-12	.417	0-0	.000	0-2	.000	26	1.7	2	16-0	1	4	5	10	0.7
2006	9	114	11-19	.579	1-1	1.000	2-2	1.00	30	3.3	1	17-0	2	2	5	25	2.8
TOT	34	489	45-98	.459	1-2	.500	3-10	.300	111	3.3	13	71-0	6	14	21	94	2.8

NETOLICKY, BOB #24					6-9		C	Drake '67					5/28/51				
How Obtained: Contract purchased by Dallas (from Indiana), 8/72																	
How Departed: Waived, 11/3/73																	
ABA (1 Year)																	
3-POINT																	
YEAR	GP	MIN	FGM-FGA	PCT	FGM-FGA	PCT	FTM-FTA	PCT	REBS	AVG	AST	PF-DQ	STL	TO	BLK	PTS	AVG
73-74	19	488	100-195	.513	0-0	.000	29-46	.630	101	5.3	44	21-0	17	34	0	280	14.7

FORMER SPURS STATISTICS

NEVITT, CHUCK #52														7-5		C	NC State '82				6/13/59			
How Obtained: (1) Signed as free agent, 9/27/88 (2) Signed as free agent, 9/27/93																								
How Departed: (1) Waived, 10/24/88 (2) Waived, 11/8/93																								
NBA (1 Year)														3-POINT										
YEAR	GP	MIN	FGM-FGA	PCT	FGM-FGA	PCT	FTM-FTA	PCT	REBS	AVG	AST	PF-DQ	STL	TO	BLK	PTS	AVG							
93-94	1	1	0-0	.000	0-0	.000	3-6	.500	1	1.0	0	1-0	0	1	0	3	3.0							
NEWBLE, IRA #3														6-7		F	Miami (Ohio) '97				1/20/75			
How Obtained: Unsigned free agent, 8/11/00																								
How Departed: Unsigned free agent, 7/18/01																								
NBA (1 Year)														3-POINT										
YEAR	GP	MIN	FGM-FGA	PCT	FGM-FGA	PCT	FTM-FTA	PCT	REBS	AVG	AST	PF-DQ	STL	TO	BLK	PTS	AVG							
00-01	27	184	21-55	.382	4-9	.444	8-16	.500	35	1.3	6	18-0	2	7	4	54	2.0							
NICKERSON, GAYLON #9														6-4		G	NW Oklahoma '94				2/6/69			
How Obtained: Signed as free agent, 12/26/96																								
How Departed: Waived, 1/6/97																								
NBA (1 Year)														3-POINT										
YEAR	GP	MIN	FGM-FGA	PCT	FGM-FGA	PCT	FTM-FTA	PCT	REBS	AVG	AST	PF-DQ	STL	TO	BLK	PTS	AVG							
96-97	3	36	3-9	.333	0-1	.000	7-7	1.000	4	1.3	1	1-0	0	0	1	13	4.3							
NIMPHIUS, KURT #40														6-10		C	Arizona State '80				3/13/58			
How Obtained: Signed as veteran free agent (Detroit received a second round pick in '88), 10/27/87																								
How Departed: Unsigned free agent, 6/88																								
NBA (1 Year)														3-POINT										
YEAR	GP	MIN	FGM-FGA	PCT	FGM-FGA	PCT	FTM-FTA	PCT	REBS	AVG	AST	PF-DQ	STL	TO	BLK	PTS	AVG							
87-88	72	919	128-257	.498	0-1	.000	60-83	.723	153	2.1	53	141-2	22	49	56	316	4.4							
NBA PLAYOFFS (1 Year)																								
1988	3	30	5-10	.500	0-0	.000	2-2	1.000	8	2.7	2	7-0	0	0	1	12	4.0							
NORRIS, SYLVESTER #40														6-11		C	Jackson State '79				2/18/57			
How Obtained: Third round pick, 1979 Draft, 63rd overall																								
How Departed: Waived, 10/4/80																								
NBA (1 Year)														3-POINT										
YEAR	GP	MIN	FGM-FGA	PCT	FGM-FGA	PCT	FTM-FTA	PCT	REBS	AVG	AST	PF-DQ	STL	TO	BLK	PTS	AVG							
79-80	17	189	18-43	.419	0-0	.000	4-6	.667	43	2.5	6	41-1	3	19	12	40	2.4							
NOVAK, STEVE #23														6-10		F	Marquette '06				6/13/83			
How Obtained: Signed 10-day contract, 2/8/11; Signed 10-day contract, 2/22/11; Signed for season, 3/4/11																								
How Departed: Waived, 12/19/11																								
NBA (1 Year)														3-POINT										
YEAR	GP	MIN	FGM-FGA	PCT	FGM-FGA	PCT	FTM-FTA	PCT	REBS	AVG	AST	PF-DQ	STL	TO	BLK	PTS	AVG							
10-11	23	197	31-59	.525	23-42	.548	8-8	1.000	19	0.8	3	11-0	1	4	5	93	4.0							
NBA PLAYOFFS (1 Year)																								
10-11	1	6	0-0	0.000	0-0	0.000	0-0	0.000	1	1.0	0	0-0	0	0	0	0	0.0							
NWOSU, JULIUS #00														6-10		F	Liberty '93				5/1/71			
How Obtained: Signed as free agent, 10/6/94																								
How Departed: Unsigned free agent, 7/1/95																								
NBA (1 Year)														3-POINT										
YEAR	GP	MIN	FGM-FGA	PCT	FGM-FGA	PCT	FTM-FTA	PCT	REBS	AVG	AST	PF-DQ	STL	TO	BLK	PTS	AVG							
94-95	23	84	9-28	.321	0-0	.000	13-17	.765	24	1.0	3	20-0	0	9	3	31	1.3							
NBA PLAYOFFS (1 Year)																								
1995	2	7	0-2	.000	0-0	.000	0-0	.000	2	1.0	0	1-0	0	1	0	0	0.0							
OBERTO, FABRICIO #7														6-10		F/C	Argentina				3/21/75			
How Obtained: Signed as free agent, 8/2/05																								
How Departed: Traded to Detroit as part of the Jefferson trade, 6/23/09																								
NBA (4 Years)														3-POINT										
YEAR	GP	MIN	FGM-FGA	PCT	FGM-FGA	PCT	FTM-FTA	PCT	REBS	AVG	AST	PF-DQ	STL	TO	BLK	PTS	AVG							
05-06	59	490	44-93	.473	0-2	.000	15-27	.556	123	2.1	27	91-0	9	28	11	103	1.7							
06-07	79	1365	158-281	.562	0-0	.000	33-51	.647	368	4.7	68	213-2	25	69	24	349	4.4							
07-08	82	1651	180-296	.608	0-1	.000	37-61	.607	430	5.2	95	203-3	37	51	20	397	4.8							
08-09	54	677	61-104	.587	0-1	.000	20-35	.571	142	2.6	59	95-1	7	38	11	142	2.6							
TOT	274	4183	443-774	.572	0-4	.000	105-174	.603	1063	3.9	249	602-6	78	186	66	991	3.6							
NBA PLAYOFFS (4 Years)																								
05-06	7	34	3-9	.333	0-0	.000	1-4	.250	6	0.9	1	7-0	1	2	3	7	1.0							
06-07	20	415	50-80	.625	0-1	.000	12-21	.571	98	4.9	14	54-0	6	10	4	112	5.6							
07-08	17	331	28-46	.609	0-0	.000	7-10	.700	71	4.2	20	48-0	6	14	5	63	3.7							
08-09	2	22	4-6	.667	0-0	.000	4-4	1.000	4	2.0	0	2-0	2	2	0	12	6.0							
TOT	46	802	85-141	.603	0-1	.000	24-39	.615	179	3.9	35	111-0	15	28	12	194	4.2							

FORMER SPURS STATISTICS

OLBERDING, MARK #53				6-9		F	Minnesota '75				4/21/56						
How Obtained: ABA Dispersal Draft from San Diego, 1975																	
How Departed: Traded to Chicago, with Corzine, for Gilmore, 7/22/82																	
ABA (1 Year)		3-POINT															
YEAR	GP	MIN	FGM-FGA	PCT	FGM-FGA	PCT	FTM-FTA	PCT	REBS	AVG	AST	PF-DQ	STL	TO	BLK	PTS	AVG
75-76	70	1601	233-462	.504	0-0	.000	161-204	.789	425	6.1	124	197-0	40	114	30	627	9.0
NBA (6 Years)																	
76-77	82	1949	301-598	.503	—	—	251-316	.794	449	5.5	119	277-6	59	—	29	853	10.4
77-78	79	1773	231-480	.481	—	—	184-227	.811	373	4.7	131	235-1	45	118	26	646	8.2
78-79	80	1885	261-551	.474	—	—	233-290	.803	429	5.4	211	282-2	53	163	18	755	9.4
79-80	75	2111	291-609	.478	0-3	.000	210-264	.795	418	5.6	327	274-7	67	180	22	792	10.6
80-81	82	2408	348-685	.508	1-7	.143	315-380	.829	471	5.7	277	307-6	75	202	31	1012	12.3
81-82	68	2098	333-705	.472	2-12	.167	273-338	.808	439	6.5	202	253-5	57	139	29	941	13.8
TOT	466	12224	1765-3628	.486	3-21	.143	1466-1815	.808	2579	5.5	1267	1628-27	357	802	155	4999	10.7
ABA PLAYOFFS (1 Year)																	
1976	7	73	5-15	.333	0-0	.000	3-6	.500	22	3.1	1	15-0	4	4	2	13	1.9
NBA PLAYOFFS (6 Years)																	
1977	2	42	5-9	.556	—	—	3-6	.500	7	3.4	2	8-0	0	8	1	13	6.5
1978	6	152	25-51	.490	—	—	13-15	.867	30	5.0	14	23-0	6	8	6	63	10.5
1979	14	626	76-178	.424	—	—	46-64	.719	128	9.1	50	99-0	22	41	14	119	6.9
1980	3	97	13-23	.565	0-0	.000	3-4	.750	22	7.3	11	14-1	2	3	2	29	9.7
1981	7	254	58-105	.552	1-3	.333	21-25	.840	41	5.9	30	31-1	4	17	0	138	19.7
1982	9	328	53-120	.442	0-1	.000	26-31	.839	58	6.4	32	39-1	9	27	6	132	14.7
TOT	41	1499	230-486	.473	1-4	.250	112-145	.772	286	7.0	139	214-3	43	104	29	494	12.0

THICK, MATT #12					6-2	G	Arizona '92					3/16/69					
How Obtained: Signed as free agent, 8/19/92																	
How Departed: Waived, 11/19/92																	
NBA (1 Year)					3-POINT												
YEAR	GP	MIN	FGM-FGA	PCT	FGM-FGA	PCT	FTM-FTA	PCT	REBS	AVG	AST	PF-DQ	STL	TO	BLK	PTS	AVG
92-93	4	39	3-5	.600	2-4	.500	0-2	.000	2	0.5	7	7-0	1	4	0	8	2.0
OWENS, LARRY #33					6-7	F	Oral Roberts '06					1/8/83					
How Obtained: Signed 10-day contract, 1/16/11; Signed 10-day contract, 1/26/11																	
NBA (1 Year)					3-POINT												
YEAR	GP	MIN	FGM-FGA	PCT	FGM-FGA	PCT	FTM-FTA	PCT	REBS	AVG	AST	PF-DQ	STL	TO	BLK	PTS	AVG
10-11	7	31	3-6	.500	1-3	.333	2-4	.500	4	0.6	1	4-0	2	0	0	9	1.3
OWENS, TOM #42					6-10	C/F	South Carolina '72					6/28/49					
How Obtained: Contract purchased from Indiana, 1/15/76																	
How Departed: Waived, 1976																	
ABA (1 Year)					3-POINT												
YEAR	GP	MIN	FGM-FGA	PCT	FGM-FGA	PCT	FTM-FTA	PCT	REBS	AVG	AST	PF-DQ	STL	TO	BLK	PTS	AVG
75-76	39	538	90-182	.495	0-0	.000	46-60	.767	155	4.0	41	97-0	3	29	13	226	5.8
ABA PLAYOFFS (1 Year)																	
1976	7	89	8-23	.348	0-1	.000	7-14	.500	24	3.4	2	15	3	2	2	23	3.3

PARKS, CHEROKEE #18					6-11	C	Duke '95					10/11/72					
How Obtained: Signed as free agent, 8/3/01																	
How Departed: Unsigned free agent, 7/02																	
NBA (1 Year)					3-POINT												
YEAR	GP	MIN	FGM-FGA	PCT	FGM-FGA	PCT	FTM-FTA	PCT	REBS	AVG	AST	PF-DQ	STL	TO	BLK	PTS	AVG
01-02	42	234	30-83	.361	0-0	.000	3-8	.375	58	1.4	10	34-0	7	14	8	63	1.5

PASPALJ, ZARKO #14					6-9	F	Serbia					3/27/66					
How Obtained: Signed as free agent, 7/28/89																	
How Departed: Waived, 4/23/90																	
NBA (1 Year)					3-POINT												
	GP	MIN	FGM-FGA	PCT	FGM-FGA	PCT	FTM-FTA	PCT	REBS	AVG	AST	PF-DQ	STL	TO	BLK	PTS	AVG
89-90	28	181	27-79	.342	0-1	.000	18-22	.818	30	1.1	10	37-0	3	21	7	72	2.6

PAULTZ, BILLY #5					6-11		C		St. John's '70										7/30/48	
How Obtained: (1) From New York Nets for B. Warren, R. Jones, C. Terry and K. Hughes, 9/8/75; (2) Signed as free agent, 4/6/83																				
How Departed: (1) Traded to Houston for Shumate, a third round pick in '80 and cash, 1/18/80; (2) Waived, 1983																				
ABA (1 Year)		3-POINT																		
YEAR	GP	MIN	FGM-FGA	PCT	FGM-FGA	PCT	FTM-FTA	PCT	REBS	AVG	AST	PF-DQ	STL	TO	BLK	PTS	AVG			
75-76	83	2958	566-1124	.504	0-2	.000	238-324	.735	862	10.4	340	232-0	61	231	253	1370	16.5			
NBA (5 Years)																				
76-77	82	2694	521-1102	.473	—	—	238-320	.744	687	8.4	223	262-5	55	—	173	1280	15.6			
77-78	80	2479	518-979	.529	—	—	230-306	.752	675	8.4	213	222-3	42	167	194	1266	15.8			
78-79	79	2122	399-758	.526	—	—	114-194	.588	625	7.9	178	204-4	35	157	125	912	11.5			
79-80	47	1213	189-381	.496	0-1	.000	66-100	.660	321	6.8	118	127-3	47	58	45	444	9.4			
82-83	7	125	12-27	.444	0-0	.000	1-2	.500	33	5.5	4	14-0	5	6	6	25	3.6			
TOT	295	8633	1639-3239	.506	0-1	.000	649-922	.704	2341	7.9	736	829-15	184	388	543	3927	13.3			
ABA PLAYOFFS (1 Year)																				
1976	7	254	43-97	.443	0-0	.000	35-40	.875	71	10.1	19	29-0	2	14	16	121	17.3			
NBA PLAYOFFS (4 Years)																				
1977	2	74	12-24	.500	—	—	10-13	.769	17	8.5	5	5-0	2	—	4	34	17.0			
1978	6	191	29-63	.460	—	—	11-17	.647	41	6.8	14	10-0	5	6	5	69	11.5			
1979	13	299	30-80	.375	—	—	22-33	.667	98	7.5	30	33-0	4	14	23	82	6.3			
1983	11	133	13-32	.406	0-0	.000	4-4	1.000	32	2.9	11	18-0	4	6	2	30	2.7			
TOT	32	697	84-199	.422	0-0	.000	47-67	.701	188	5.9	60	66-0	15	26	34	215	6.7			
ABA ALL-STAR GAMES (1 Year)																				
1976	1	20	4-6	.667	0-0	.000	2-2	1.000	2	2.0	1	1-0	2	3	1	10	10.0			

FORMER SPURS STATISTICS

PAXSON, JOHN #4

How Obtained: First round pick, 1983 Draft, 19th overall

How Departed: Unsigned free agent, 10/85

NBA (2 Years)

YEAR	GP	MIN	FGM-FGA	PCT	3-POINT FGM-FGA	PCT	FTM-FTA	PCT	REBS	AVG	AST	PF-DQ	STL	TO	BLK	PTS	AVG
83-84	49	458	61-137	.445	4-22	.182	16-26	.615	33	0.7	149	47-0	10	32	2	142	2.9
84-85	78	1259	196-385	.509	10-34	.294	84-100	.840	68	0.9	215	117-0	45	81	3	486	6.2
TOT	127	1717	257-522	.492	14-56	.250	100-126	.794	101	0.8	364	164-0	55	113	5	628	4.9
NBA PLAYOFFS (1 Year)																	
1985	5	114	21-42	.500	2-9	.222	7-9	.778	5	1.0	21	9-0	5	0	0	51	10.2

PECK, WILEY #54

How Obtained: First round pick, 1979 Draft, 19th overall

How Departed: Selected by Dallas in the 1980 Expansion Draft

NBA (1 Year)

YEAR	GP	MIN	FGM-FGA	PCT	3-POINT FGM-FGA	PCT	FTM-FTA	PCT	REBS	AVG	AST	PF-DQ	STL	TO	BLK	PTS	AVG
79-80	52	628	73-169	.432	0-2	.000	34-55	.618	183	3.5	33	100-2	17	48	23	180	3.5
NBA PLAYOFFS (1 Year)																	
1980	2	9	0-3	.000	0-0	.000	0-0	.000	3	1.5	0	1-0	0	0	1	0	0.0

PERDUE, WILL #41

How Obtained: From Chicago for Rodman, 10/2/95

How Departed: Unsigned free agent, 8/1/99

NBA (4 Years)

YEAR	GP	MIN	FGM-FGA	PCT	3-POINT FGM-FGA	PCT	FTM-FTA	PCT	REBS	AVG	AST	PF-DQ	STL	TO	BLK	PTS	AVG
95-96	80	1396	173-331	.523	0-1	.000	67-125	.536	485	6.1	33	183-0	28	86	75	413	5.2
96-97	65	1918	233-410	.568	0-0	.000	99-171	.579	638	9.8	38	184-2	32	87	102	565	8.7
97-98	79	1491	162-295	.549	0-1	.000	70-133	.526	535	6.8	57	137-0	22	81	50	394	5.0
98-99	37	445	38-60	.633	0-0	.000	14-26	.538	138	3.7	18	63-0	9	22	10	90	2.4
TOT	261	5250	606-1096	.553	0-2	.000	250-455	.549	1796	6.9	146	567-2	91	276	237	1462	5.6
NBA PLAYOFFS (3 Years)																	
1996	10	242	29-42	.690	0-0	.000	16-20	.800	79	7.9	5	24-0	2	11	4	74	7.4
1998	9	191	9-27	.333	0-0	.000	18-21	.857	60	6.7	1	26-0	6	11	9	36	4.0
1999	12	86	6-11	.545	0-0	.000	1-2	.500	28	2.3	0	19-0	0	3	1	13	1.1
TOT	31	519	44-80	.550	0-0	.000	35-43	.814	167	5.4	6	69-0	8	25	14	123	4.0

PERSON, CHUCK #45

How Obtained: Signed as free agent, 7/21/94

How Departed: Traded to Chicago, along with a first round pick, for Kerr, 1/21/99

NBA (4 Years)

YEAR	GP	MIN	FGM-FGA	PCT	3-POINT FGM-FGA	PCT	FTM-FTA	PCT	REBS	AVG	AST	PF-DQ	STL	TO	BLK	PTS	AVG
94-95	81	2033	317-750	.423	172-445	.387	66-102	.647	258	3.2	106	198-0	45	102	12	872	10.8
95-96	80	2131	308-705	.437	190-463	.410	67-104	.644	413	5.2	100	197-2	49	91	26	873	10.9
96-97	Did not play - injured																
97-98	61	1455	143-398	.359	95-276	.344	28-37	.757	204	3.3	86	121-1	29	67	10	409	6.7
TOT	222	5619	768-1853	.414	457-1184	.386	161-243	.663	875	3.9	292	516-3	123	260	48	2154	9.7
NBA PLAYOFFS (3 Years)																	
1995	15	258	27-77	.351	13-45	.289	8-11	.727	27	1.8	8	22-0	4	6	7	75	5.0
1996	10	284	41-77	.532	25-47	.532	14-17	.824	40	4.0	16	32-0	2	11	3	121	12.1
1998	9	196	18-53	.340	14-40	.350	2-2	1.000	27	3.0	7	15-1	4	6	0	52	5.8
TOT	34	738	86-207	.415	52-132	.394	24-30	.800	94	2.8	31	69-1	10	23	10	248	7.3

PHEGLEY, ROGER #21

How Obtained: From Cleveland, with Mitchell, for R. Johnson and Brewer, 12/24/81

How Departed: Waived, 12/4/83

NBA (3 Years)

YEAR	GP	MIN	FGM-FGA	PCT	3-POINT FGM-FGA	PCT	FTM-FTA	PCT	REBS	AVG	AST	PF-DQ	STL	TO	BLK	PTS	AVG
81-82	54	617	129-293	.440	5-31	.161	49-64	.766	83	1.5	61	91-0	20	33	6	308	5.7
82-83	62	599	120-267	.449	3-14	.214	43-56	.768	84	1.4	60	92-0	30	49	8	286	4.6
83-84	3	11	2-4	.500	1-1	1.000	2-2	1.000	2	0.7	2	1-0	0	1	0	7	2.3
TOT	119	1227	251-564	.445	9-46	.196	94-122	.770	169	1.4	123	184-0	50	83	14	601	5.0
NBA PLAYOFFS (2 Years)																	
1982	5	6	0-2	.000	0-1	.000	0-0	.000	0	0.0	0	1-0	0	0	3	0	0.0
1983	8	38	9-17	.529	3-4	.750	3-4	.750	8	1.0	1	6-0	0	1	0	24	3.0
TOT	13	44	9-19	.474	3-5	.600	3-4	.750	8	0.6	1	7-0	0	1	3	24	1.8

PORTER, TERRY #30

How Obtained: Signed as free agent, 8/5/99

How Departed: Retired, 7/1/02

NBA (3 Years)

YEAR	GP	MIN	FGM-FGA	PCT	3-POINT FGM-FGA	PCT	FTM-FTA	PCT	REBS	AVG	AST	PF-DQ	STL	TO	BLK	PTS	AVG
99-00	68	1613	207-463	.447	90-207	.435	137-170	.806	191	2.8	221	79-0	50	100	9	641	9.4
00-01	80	1678	197-440	.448	87-205	.424	92-116	.793	201	2.5	251	88-1	52	104	11	573	7.2
01-02	72	1294	136-321	.424	59-142	.415	68-83	.819	164	2.3	205	89-0	45	85	16	399	5.5
TOT	220	4585	540-1224	.441	236-554	.426	297-369	.805	556	2.5	677	256-1	147	289	36	1613	7.3
NBA PLAYOFFS (3 Years)																	
2000	4	89	8-31	.258	4-14	.286	0-0	.000	1	0.3	5	4-0	6	7	0	20	5.0
2001	13	326	39-86	.453	13-39	.333	17-22	.773	24	1.8	44	15-0	11	22	0	108	8.3
2002	10	131	13-35	.371	5-17	.294	2-4	.500	9	0.9	8	10-0	4	5	0	33	3.3
TOT	27	546	60-152	.395	22-70	.314	19-26	.731	34	1.3	57	29-0	21	34	0	161	6.0

FORMER SPURS STATISTICS

PRESSEY, PAUL #8				6-5	G/F	Tulsa '82				12/24/58							
How Obtained: From Milwaukee for Brickowski, 8/1/90																	
How Departed: Retired, 5/5/92																	
NBA (2 Years)				3-POINT													
YEAR	GP	MIN	FGM-FGA	PCT	FGM-FGA	PCT	FTM-FTA	PCT	REBS	AVG	AST	PF-DQ	STL	TO	BLK	PTS	AVG
90-91	70	1683	201-426	.472	16-57	.281	110-133	.827	176	2.5	271	174-1	63	130	32	528	7.5
91-92	56	759	60-161	.373	3-21	.143	28-41	.683	95	1.7	142	86-0	29	64	19	151	2.7
TOT	126	2442	261-587	.445	19-78	.244	138-174	.793	271	2.2	413	260-1	92	194	51	679	5.4
NBA PLAYOFFS (2 Years)																	
1991	4	124	13-32	.406	1-4	.250	6-9	.667	11	2.8	16	15-0	8	6	3	33	8.3
1992	3	46	6-18	.333	1-2	.500	1-1	1.000	3	1.0	3	9-1	3	5	1	13	4.3
TOT	7	170	19-50	.380	2-6	.333	7-10	.700	14	2.0	19	24-1	11	11	4	46	6.6

QUINN, CHRIS #11					6-2	G	Notre Dame '06					9/27/83					
How Obtained: Signed as free agent, 11/5/10																	
How Departed: Unsigned free agent, 7/10																	
NBA (1 Year)																	
3-POINT																	
YEAR	GP	MIN	FGM-FGA	PCT	FGM-FGA	PCT	FTM-FTA	PCT	REBS	AVG	AST	PF-DQ	STL	TO	BLK	PTS	AVG
10-11	41	292	33-91	.363	11-37	.297	4-8	.500	25	0.6	42	29-0	5	12	1	81	2.0

RAINS, ED #15				6-7		F	South Alabama '81				12/24/59						
How Obtained: Second round pick, 1981 Draft, 30th overall																	
How Departed: Waived, 8/3/83																	
NBA (2 Years)				3-POINT													
YEAR	GP	MIN	FGM-FGA	PCT	FGM-FGA	PCT	FTM-FTA	PCT	REBS	AVG	AST	PF-DQ	STL	TO	BLK	PTS	AVG
81-82	49	637	77-177	.435	0-2	.000	38-64	.594	80	1.6	40	74-0	18	25	2	192	3.9
82-83	34	292	33-83	.398	0-1	.000	29-43	.674	44	1.3	22	35-0	10	25	1	95	2.8
TOT	83	929	110-260	.423	0-3	.000	67-107	.626	124	1.5	62	109-0	28	50	3	287	3.5
NBA PLAYOFFS (2 Years)																	
1982	5	30	3-6	.500	0-0	.000	4-9	.444	8	1.6	1	5-0	1	1	0	10	2.0
1983	3	11	2-5	.400	0-1	.000	0-0	.000	1	0.3	1	0-0	0	1	0	4	1.3
TOT	8	41	5-11	.455	0-1	.000	4-9	.444	9	1.1	2	5-0	1	2	0	14	1.8

RATLIFF, THEO #42										6-10		C	Wyoming '95		4/17/73				
How Obtained: Signed as free agent, 7/25/09																			
How Departed: Traded to Charlotte in exchange for a protected 2016 second-round pick, 2/18/10																			
NBA (1 Year)																			
3-POINT																			
YEAR	GP	MIN	FGM-FGA	PCT	FGM-FGA	PCT	FTM-FTA	PCT	REBS	AVG	AST	PF-DQ	STL	TO	BLK	PTS	AVG		
09-10	21	183	16-36	.444	0-0	.000	2-4	.500	40	1.9	9	27-0	3	16	18	34	1.6		

REID, J.R. #7				6-9		F	North Carolina '90				3/31/68						
How Obtained: From Charlotte for S. Green, a first round pick in '93 and a second round pick in '96, 12/9/92																	
How Departed: Traded to New York, with Lohaus and a first round pick in '96, for C. Smith and M. Williams, 2/8/96																	
NBA (4 Years)				3-POINT													
YEAR	GP	MIN	FGM-FGA	PCT	3-POINT FGM-FGA	PCT	FTM-FTA	PCT	REBS	AVG	AST	PF-DQ	STL	TO	BLK	PTS	AVG
92-93	66	1592	241-497	.485	0-4	.000	171-222	.770	386	5.8	56	217-2	36	101	26	653	9.9
93-94	70	1344	260-530	.491	0-3	.000	107-153	.699	220	3.1	73	165-0	43	84	25	627	9.0
94-95	81	1566	201-396	.508	1-2	.500	160-233	.687	393	4.9	55	230-2	60	113	32	563	7.0
95-96	32	643	72-164	.439	0-1	.000	64-87	.736	123	3.8	14	98-0	25	49	10	208	6.5
TOT	249	5145	774-1587	.488	1-10	.100	502-695	.722	1122	4.5	198	710-4	164	347	93	2051	8.2
NBA PLAYOFFS (3 Years)																	
1993	10	220	29-60	.483	0-2	.000	27-35	.771	50	5.0	15	31-0	8	13	8	85	8.5
1994	4	56	6-21	.286	0-0	.000	3-5	.600	12	3.0	3	10-0	1	1	2	15	3.8
1995	15	209	29-59	.492	0-0	.000	33-39	.846	42	2.8	9	36-0	7	15	4	91	6.1
TOT	29	485	64-140	.457	0-2	.000	63-79	.797	104	3.6	27	77-0	16	29	14	191	6.6

RELLFORD, RICHARD #42					6-6	G	Michigan '86					2/16/64					
How Obtained: Signed 10-day contract, 4/8/88; Signed for season, 4/18/88																	
How Departed: Unsigned free agent, 7/88																	
NBA (1 Year)																	
YEAR	GP	MIN	FGM-FGA	PCT	3-POINT FGM-FGA	PCT	FTM-FTA	PCT	REBS	AVG	AST	PF-DQ	STL	TO	BLK	PTS	AVG
87-88	4	42	5-8	.625	0-0	.000	6-8	.750	7	1.8	1	3-0	0	4	3	16	4.0

RESTANI, KEVIN #31					6-10	F	San Francisco '74					12/13/51					
How Obtained: From Milwaukee for cash, 8/31/79																	
How Departed: Waived, 12/21/81																	
NBA (3 Years)																	
YEAR	GP	MIN	FGM-FGA	PCT	3-POINT FGM-FGA	PCT	FTM-FTA	PCT	REBS	AVG	AST	PF-DQ	STL	TO	BLK	PTS	AVG
79-80	82	1966	369-727	.508	5-29	.172	131-161	.814	386	4.7	189	186-0	54	129	12	874	10.7
80-81	64	999	192-369	.520	3-8	.375	62-88	.705	174	2.7	81	103-0	16	68	14	449	7.0
81-82	13	145	9-28	.321	0-1	.000	3-4	.750	35	2.7	7	16-0	1	6	4	21	1.6
TOT	159	3110	570-1124	.507	8-38	.211	196-253	.775	595	3.7	277	305-0	71	203	30	1344	8.5
NBA PLAYOFFS (2 Years)																	
1980	3	74	17-28	.607	0-1	.000	4-9	.444	16	5.3	3	8-0	0	2	1	38	12.7
1981	3	11	1-3	.333	0-0	.000	0-0	.000	2	0.7	0	2-0	0	1	0	2	0.7
TOT	6	85	18-31	.581	0-1	.000	4-9	.444	18	3.0	3	10-0	0	3	1	40	6.7

RICHARDSON, JEREMY #23					6-7	F	Delta State '06					2/11/83					
How Obtained: (1) Signed 10-day contract, 1/10/08. (2) Signed second 10-day contract, 1/20/08																	
How Departed: Unsigned free agent, 1/30/08																	
NBA (1 Year)					3-POINT												
YEAR	GP	MIN	FGM-FGA	PCT	FGM-FGA	PCT	FTM-FTA	PCT	REBS	AVG	AST	PF-DQ	STL	TO	BLK	PTS	AVG
07-08	5	29	3-7	.429	2-5	.400	2-2	1.000	1	0.2	1	5-0	1	0	0	10	2.0

FORMER SPURS STATISTICS

RIVERS, DOC #25

How Obtained: Signed as free agent, 12/26/94

How Departed: Retired, 7/1/96

NBA (2 Years)

YEAR	GP	MIN	FGM-FGA	PCT	3-POINT FGM-FGA	PCT	FTM-FTA	PCT	REBS	AVG	AST	PF-DQ	STL	TO	BLK	PTS	AVG
94-95	60	942	104-289	.360	42-122	.344	52-71	.732	100	1.7	154	142-1	61	56	21	302	5.0
95-96	78	1235	108-290	.372	47-137	.343	48-64	.750	138	1.8	123	175-0	73	57	21	311	4.0
TOT	138	2177	212-579	.366	89-259	.344	100-135	.741	238	1.7	277	317-1	134	113	42	613	4.4

NBA PLAYOFFS (2 Years)

1995	15	318	37-95	.389	17-46	.370	26-31	.839	29	1.9	24	40-0	14	18	9	117	7.8
1996	2	20	1-3	.333	1-2	.500	5-7	.714	1	0.5	0	3-0	0	1	0	3	1.5
TOT	17	338	38-98	.388	18-48	.375	31-38	.816	30	1.8	24	43-0	14	19	9	120	7.1

ROBERTS, FRED #11

How Obtained: From New Jersey (compensation, with cash and draft picks, for Stan Albeck), 6/15/83

How Departed: Traded to Utah for second round picks in '86 and '88, 12/18/84

NBA (2 Years)

YEAR	GP	MIN	FGM-FGA	PCT	3-POINT FGM-FGA	PCT	FTM-FTA	PCT	REBS	AVG	AST	PF-DQ	STL	TO	BLK	PTS	AVG
83-84	79	1531	214-399	.536	1-4	.250	144-172	.837	304	3.8	98	219-4	52	100	38	573	7.3
84-85	22	305	44-98	.449	0-0	.000	29-38	.763	35	1.6	22	45-0	10	21	12	117	5.3
TOT	101	1836	258-497	.519	1-4	.250	173-210	.824	339	3.4	120	264-4	62	121	50	690	6.8

ROBERTSON, ALVIN #21

How Obtained: First round pick, 1984 Draft, 7th overall

How Departed: Traded to Milwaukee, with G. Anderson, for Cummings, 5/28/89

NBA (5 Years)

YEAR	GP	MIN	FGM-FGA	PCT	3-POINT FGM-FGA	PCT	FTM-FTA	PCT	REBS	AVG	AST	PF-DQ	STL	TO	BLK	PTS	AVG
84-85	79	1685	299-600	.498	4-11	.364	124-169	.734	265	3.4	275	217-1	127	167	24	726	9.2
85-86	82	2878	562-1093	.514	8-29	.276	260-327	.795	516	6.3	448	296-4	301	256	40	1392	17.0
86-87	81	2697	589-1264	.466	13-48	.271	244-324	.753	424	5.2	421	264-2	260	243	35	1435	17.7
87-88	82	2978	655-1408	.465	27-95	.284	273-365	.748	498	6.1	557	300-4	243	251	69	1610	19.6
88-89	65	2287	465-962	.483	9-45	.200	183-253	.723	384	5.9	393	259-6	197	231	36	1122	17.3
TOT	389	12525	2570-5327	.482	61-228	.268	1084-1438	.754	2087	5.4	2094	1366-17	1128	1148	204	6285	16.2

NBA PLAYOFFS (2 Years)

1986	3	98	8-29	.276	0-0	.000	11-13	.846	14	4.7	19	10-0	7	5	1	27	9.0
1988	3	119	30-53	.566	3-7	.429	7-9	.788	14	4.7	28	15-1	12	9	1	70	23.3
TOT	6	217	38-82	.463	3-7	.429	18-22	.818	28	4.7	47	25-1	19	14	2	97	16.2

NBA ALL-STAR GAMES (3 Years)

1986	1	20	2-6	.333	0-0	.000	0-0	.000	9	9.0	5	1-0	0	4	0	4	6.0
1987	1	16	2-5	.400	0-0	.000	2-2	1.000	2	2.0	1	1-0	0	1	0	4	4.0
1988	1	12	1-3	.333	0-0	.000	0-0	.000	0	0.0	1	1-0	2	2	0	2	2.0
TOT	3	48	5-14	.357	0-0	.000	2-2	1.000	11	3.7	7	3-0	2	7	0	12	4.0

ROBINSON, DAVID #50

How Obtained: First round pick, 1987 Draft, first overall

How Departed: Retired, 7/1/03

NBA (14 Years)

YEAR	GP	MIN	FGM-FGA	PCT	3-POINT FGM-FGA	PCT	FTM-FTA	PCT	REBS	AVG	AST	PF-DQ	STL	TO	BLK	PTS	AVG
89-90	82	3002	690-1300	.531	0-2	.000	613-837	.732	983	12.0	164	259-3	138	257	319	1993	24.3
90-91	82	3095	754-1366	.552	1-7	.143	592-777	.762	1063	13.0	208	264-5	127	270	320	2101	25.6
91-92	68	2564	592-1074	.551	1-8	.125	393-561	.701	829	12.2	181	219-2	158	182	305	1578	23.2
92-93	82	3211	676-1348	.501	3-17	.176	561-766	.732	956	11.7	301	239-5	127	241	264	1916	23.4
93-94	80	3241	840-1658	.507	10-29	.345	693-925	.749	855	10.7	381	228-3	139	253	265	2383	29.8
94-95	81	3074	788-1487	.530	6-20	.300	656-847	.774	877	10.8	236	230-2	134	233	262	2238	27.6
95-96	82	3019	711-1378	.516	3-9	.333	626-823	.761	1000	12.2	247	262-1	111	190	271	2051	25.0
96-97	6	147	36-72	.500	0-0	.000	34-52	.654	51	8.5	8	9-0	6	8	6	106	17.7
97-98	73	2457	544-1065	.511	1-4	.250	485-660	.735	775	10.6	199	204-2	64	202	192	1574	21.6
98-99	49	1554	268-527	.509	0-1	.000	239-363	.658	492	10.0	103	143-0	69	108	119	775	15.8
99-00	80	2557	528-1031	.512	0-2	.000	371-511	.726	770	9.6	142	247-1	97	164	183	1427	17.8
00-01	80	2371	400-823	.486	0-1	.000	351-470	.747	691	8.6	116	212-1	80	122	197	1151	14.4
01-02	78	2303	341-672	.507	0-0	.000	269-395	.681	647	8.3	94	193-3	86	104	140	951	12.2
02-03	64	1676	197-420	.469	0-0	.000	152-214	.710	508	7.9	61	126-1	52	83	111	546	8.5
TOT	987	34271	7365-14221	.518	25-100	.250	6035-8201	.736	10497	10.6	2441	2835-29	1388	2417	2954	20790	21.1

NBA PLAYOFFS (12 Years)

1990	10	375	89-167	.533	0-0	.000	65-96	.677	120	12.0	23	35-1	11	24	40	243	24.3
1991	4	166	35-51	.686	0-1	.000	33-38	.868	54	13.5	8	Nov-00	6	15	15	103	25.8
1993	10	421	79-170	.465	0-1	.000	73-110	.664	126	12.6	40	39-0	10	25	36	231	23.1
1994	4	146	30-73	.411	0-1	.000	20-27	.741	40	10.0	14	14-0	3	9	10	80	20.0
1995	15	623	129-289	.446	1-5	.200	121-149	.812	182	12.1	47	63-1	22	56	39	380	25.3
1996	10	353	83-161	.516	0-0	.000	70-105	.667	101	10.1	24	38-2	15	24	25	236	23.6
1998	9	353	57-134	.425	0-0	.000	61-96	.635	127	14.1	23	28-1	11	25	30	175	19.4
1999	17	600	87-180	.483	0-0	.000	91-126	.722	168	9.9	43	61-1	28	40	40	265	15.6
2000	4	155	31-83	.373	0-1	.000	32-42	.762	55	13.8	10	15-0	7	8	12	94	23.5
2001	13	409	75-159	.472	0-1	.000	66-95	.695	153	11.8	22	42-0	17	28	31	216	16.6
2002	4	81	9-19	.474	0-0	.000	0-4	.000	23	5.8	5	14-0	3	2	3	18	4.5
2003	23	539	64-118	.542	0-0	.000	52-78	.667	152	6.6	21	63-3	18	24	31	180	7.8
TOT	123	4221	768-1604	.479	1-10	.100	684-966	.708	1301	10.6	280	423-9	151	280	312	2221	18.1

NBA ALL-STAR GAMES (10 Years)

1990	1	25	7-12	.583	0-0	.000	1-2	.500	10	10.0	1	1-0	2	1	1	15	15.0
1991	1	18	6-13	.462	0-0	.000	4-5	.800	6	6.0	0	5-0	2	2	3	16	16.0
1992	1	18	7-9	.778	0-0	.000	5-8	.625	5	5.0	2	3-0	3	0	1	19	19.0
1993	1	26	7-10	.700	0-0	.000	7-12	.583	10	10.0	1	4-0	0	1	1	21	21.0
1994	1	21	6-13	.462	0-0	.000	7-10	.700	5	5.0	0	2-0	0	1	2	19	19.0
1995	1	14	3-5	.600	0-0	.000	4-6	.667	3	3.0	2	2-0	2	1	1	10	10.0
1996	1	23	8-13	.615	0-0	.000	2-2	1.00	11	11.0	2	4-0	2	1	2	18	18.0
1998	1	22	3-4	.750	0-0	.000	9-10	.900	6	6.0	0	1-0	2	2	2	15	15.0
2000	1	7	0-1	.000	0-0	.000	0-0	.000	2	2.0	0	1-0	0	1	0	0	0.0
2001	1	10	3-5	.600	0-0	.000	2-4	.500	4	4.0	0	3-0	0	1	0	8	8.0
TOT	10	184	50-85	.588	0-0	.000	41-59	.695	62	6.2	8	26-0	13	11	13	141	14.1

286 BACK TO TABLE OF CONTENTS

FORMER SPURS STATISTICS

SANDERS, MELVIN #34 6-5 G/F Oklahoma State '05 1/3/81

How Obtained: (1) Signed as free agent, 11/9/05. (2) Signed to a 10-day contract, 1/22/06. (3) Signed to a second 10-day contract, 3/16/06. (4)

Signed as a free agent, 3/26/06.

How Departed: (1) Waived, 11/29/05. (2) Unsigned free agent, 2/1/06. (3) Waived 10/26/06.

NBA (1 Year)

YEAR	GP	MIN	FGM-FGA	PCT	3-POINT FGM-FGA	PCT	FTM-FTA	PCT	REBS	AVG	AST	PF-DQ	STL	TO	BLK	PTS	AVG
05-06	16	111	16-33	.485	2-3	.667	7-10	.700	23	1.4	92	20-0	3	8	0	41	2.6

SANDERS, MIKE #35 6-6 F UCLA '82 5/7/60

How Obtained: Signed as free agent, 2/9/83

How Departed: Waived, 10/17/83

NBA (1 Year)

YEAR	GP	MIN	FGM-FGA	PCT	3-POINT FGM-FGA	PCT	FTM-FTA	PCT	REBS	AVG	AST	PF-DQ	STL	TO	BLK	PTS	AVG
82-83	26	393	76-157	.484	0-2	.000	31-43	.721	94	3.6	19	57-0	18	28	6	183	7.0

NBA PLAYOFFS (1 Year)

1983	6	25	7-13	.538	0-0	.000	0-0	.000	9	1.5	4	3-0	0	0	0	14	2.3
------	---	----	------	------	-----	------	-----	------	---	-----	---	-----	---	---	---	----	-----

SASSER, JASON #35 6-7 F Texas Tech '96 1/3/74

How Obtained: Signed 10-day contract, 1/6/97; Signed 10-day contract, 1/17/97

NBA (1 Year)

YEAR	GP	MIN	FGM-FGA	PCT	3-POINT FGM-FGA	PCT	FTM-FTA	PCT	REBS	AVG	AST	PF-DQ	STL	TO	BLK	PTS	AVG
96-97	6	62	8-19	.421	1-2	.500	0-0	.000	7	1.2	1	11-0	2	2	0	17	2.8

SCALES, ALEX #25 6-2 G Oregon '00 7/3/78

How Obtained: Signed as free agent, 11/17/05

How Departed: Waived, 11/29/05

NBA (1 Year)

YEAR	GP	MIN	FGM-FGA	PCT	3-POINT FGM-FGA	PCT	FTM-FTA	PCT	REBS	AVG	AST	PF-DQ	STL	TO	BLK	PTS	AVG
05-06	1	1	0-0	.000	0-0	.000	0-0	.000	0	0.0	0	0-0	0	0	0	0	0.0

SCHINTZIUS, DWAYNE #24 7-2 C Florida '90 10/24/68

How Obtained: First round pick, 1990 Draft, 24th overall

How Departed: Traded to Sacramento, with a second round pick in '94, for Carr, 9/23/91

NBA (1 Year)

YEAR	GP	MIN	FGM-FGA	PCT	3-POINT FGM-FGA	PCT	FTM-FTA	PCT	REBS	AVG	AST	PF-DQ	STL	TO	BLK	PTS	AVG
90-91	42	398	68-155	.439	0-2	.000	22-40	.550	121	2.9	17	64-0	2	34	29	158	3.8

SCOTT, SHAWNELLE #36 6-11 C St. John's '94 6/16/72

How Obtained: Signed as free agent, 8/11/00

How Departed: Unsigned free agent, 7/18/01

NBA (1 Year)

YEAR	GP	MIN	FGM-FGA	PCT	3-POINT FGM-FGA	PCT	FTM-FTA	PCT	REBS	AVG	AST	PF-DQ	STL	TO	BLK	PTS	AVG
00-01	27	144	17-41	.415	0-0	.000	9-22	.409	50	1.9	4	23-0	5	11	6	43	1.6

NBA PLAYOFFS (1 Year)

2001	7	13	1-4	.250	0-2	.000	1-1	1.000	2	0.3	0	2-0	0	3	0	3	0.4
------	---	----	-----	------	-----	------	-----	-------	---	-----	---	-----	---	---	---	---	-----

SHUMATE, JOHN #34 6-9 C/F Notre Dame '74 4/6/52

How Obtained: From Houston with cash for Paultz, 1/18/79

How Departed: Traded to Seattle but returned (failed physical), Waived, 11/24/80

NBA (1 Year)

YEAR	GP	MIN	FGM-FGA	PCT	3-POINT FGM-FGA	PCT	FTM-FTA	PCT	REBS	AVG	AST	PF-DQ	STL	TO	BLK	PTS	AVG
79-80	27	777	138-263	.525	0-1	.000	115-147	.782	214	7.9	52	71-1	23	50	31	391	14.5

NBA PLAYOFFS (1 Year)

1980	3	78	9-20	.450	0-0	.000	3-3	1.000	13	4.3	5	9-0	4	5	4	21	7.0
------	---	----	------	------	-----	------	-----	-------	----	-----	---	-----	---	---	---	----	-----

SILAS, JAMES #13 6-3 G S.F. Austin '72 2/11/49

How Obtained: Signed as free agent with Dallas, 1972

How Departed: Traded to Cleveland, with Yonakor, for cash and a second round pick in '82, 6/16/81

ABA (3 Years)

YEAR	GP	MIN	FGM-FGA	PCT	3-POINT FGM-FGA	PCT	FTM-FTA	PCT	REBS	AVG	AST	PF-DQ	STL	TO	BLK	PTS	AVG
73-74	84	3096	486-1017	.478	0-1	.000	349-420	.831	343	4.1	319	256-0	90	220	8	1321	15.7

74-75	82	3105	578-1136	.509	0-2	.000	430-486	.885	310	3.8	398	232-0	111	230	17	1586	19.3
-------	----	------	----------	------	-----	------	---------	------	-----	-----	-----	-------	-----	-----	----	------	------

75-76	84	3112	718-1384	.519	0-2	.000	564-647	.872	335	4.0	452	263-0	155	254	24	2000	23.8
-------	----	------	----------	------	-----	------	---------	------	-----	-----	-----	-------	-----	-----	----	------	------

TOT	250	9313	1782-3537	.504	0-5	.000	1343-1553	.865	988	4.0	1169	751-0	356	704	49	4907	19.6
------------	------------	-------------	------------------	-------------	------------	-------------	------------------	-------------	------------	------------	-------------	--------------	------------	------------	-----------	-------------	-------------

NBA (5 Years)

76-77	22	356	61-142	.430	—	—	87-107	.813	32	1.5	50	36-0	13	—	3	209	9.5
-------	----	-----	--------	------	---	---	--------	------	----	-----	----	------	----	---	---	-----	-----

77-78	37	311	43-97	.443	—	—	60-73	.822	23	0.6	38	29-0	11	30	1	146	3.9
-------	----	-----	-------	------	---	---	-------	------	----	-----	----	------	----	----	---	-----	-----

78-79	79	2171	466-922	.505	—	—	334-402	.831	183	2.3	273	215-1	76	199	20	1266	16.0
-------	----	------	---------	------	---	---	---------	------	-----	-----	-----	-------	----	-----	----	------	------

79-80	77	2293	513-999	.514	0-4	.000	339-382	.887	167	2.2	347	206-2	61	192	14	1365	17.7
-------	----	------	---------	------	-----	------	---------	------	-----	-----	-----	-------	----	-----	----	------	------

80-81	75	2055	476-997	.477	0-2	.000	374-440	.850	231	3.1	285	129-0	51	159	12	1326	17.7
-------	----	------	---------	------	-----	------	---------	------	-----	-----	-----	-------	----	-----	----	------	------

TOT	290	7186	1559-3157	.495	0-6	.000	1194-1404	.850	636	2.2	993	615-3	212	580	50	4312	14.9
------------	------------	-------------	------------------	-------------	------------	-------------	------------------	-------------	------------	------------	------------	--------------	------------	------------	-----------	-------------	-------------

ABA PLAYOFFS (3 Years)

1974	7	294	49-104	.471	0-1	.000	26-38	.684	38	5.4	32	15-0	14	21	1	132	18.9
------	---	-----	--------	------	-----	------	-------	------	----	-----	----	------	----	----	---	-----	------

1975	6	271	41-87	.471	0-0	.000	31-40	.775	18	3.0	60	27-0	9	16	1	113	18.8
------	---	-----	-------	------	-----	------	-------	------	----	-----	----	------	---	----	---	-----	------

1976	1	26	3-10	.300	0-0	.000	4-4	1.000	4	4.0	0	3-0	1	2	0	10	10.0
------	---	----	------	------	-----	------	-----	-------	---	-----	---	-----	---	---	---	----	------

TOT	14	591	93-201	.463	0-1	.000	61-82	.744	60	4.3	92	45-0	24	39	2	255	18.2
------------	-----------	------------	---------------	-------------	------------	-------------	--------------	-------------	-----------	------------	-----------	-------------	-----------	-----------	----------	------------	-------------

NBA PLAYOFFS (4 Years)

1978	3	19	3-10	.300	—	—	1-2	.500	0	0.0	1	1-0	1	1	0	7	2.3
------	---	----	------	------	---	---	-----	------	---	-----	---	-----	---	---	---	---	-----

1979	14	475	102-215	.474	—	—	63-80	.788	42	3.0	66	39-0	21	36	1	267	19.1
------	----	-----	---------	------	---	---	-------	------	----	-----	----	------	----	----	---	-----	------

1980	3	90	16-36	.444	0-0	.000	11-11	1.000	7	2.3	9	8-0	6	5	1	43	14.3
------	---	----	-------	------	-----	------	-------	-------	---	-----	---	-----	---	---	---	----	------

1981	7	161	27-69	.391	0-0	.000	26-32	.813	15	2.1	19	9-0	4	18	0	80	11.4
------	---	-----	-------	------	-----	------	-------	------	----	-----	----	-----	---	----	---	----	------

TOT	27	745	148-330	.448	0-0	.000	101-125	.808	64	2.4	95	57-0	32	60	2	397	14.7
------------	-----------	------------	----------------	-------------	------------	-------------	----------------	-------------	-----------	------------	-----------	-------------	-----------	-----------	----------	------------	-------------

ABA ALL-STAR GAMES (2 Years)

1975	1	23	5-7	.714	0-0	.000	11-11	1.000	3	3.0	5	3-0	2	2	0	21	21.0
------	---	----	-----	------	-----	------	-------	-------	---	-----	---	-----	---	---	---	----	------

1976	1	23	6-10	.600	0-0	.000	8-8	1.000	0	0.0	5	6-0	1	3	0	20	20.0
------	---	----	------	------	-----	------	-----	-------	---	-----	---	-----	---	---	---	----	------

TOT	2	46	11-17	.647	0-0	.000	19-19	1.000	3	1.5	10	9-0	3	5	0	41	20.5
------------	----------	-----------	--------------	-------------	------------	-------------	--------------	--------------	----------	------------	-----------	------------	----------	----------	----------	-----------	-------------

FORMER SPURS STATISTICS

SIMS, SCOTT #20					6-1	G	Missouri '77					4/18/55					
How Obtained: Fifth round pick, 1977 Draft																	
How Departed: Waived, 11/28/77																	
NBA (1 Year)																	
YEAR	GP	MIN	FGM-FGA	PCT	3-POINT FGM-FGA	PCT	FTM-FTA	PCT	REBS	AVG	AST	PF-DQ	STL	TO	BLK	PTS	AVG
77-78	12	95	10-26	.385	—	—	10-15	.667	13	1.1	20	16-0	3	19	0	30	2.5
SIMMONS, BOBBY #1					6-6	F	DePaul '01					6/2/80					
How Obtained: Signed as free agent, 9/25/10																	
How Departed: Waived, 11/5/10																	
NBA (1 Year)																	
YEAR	GP	MIN	FGM-FGA	PCT	3-POINT FGM-FGA	PCT	FTM-FTA	PCT	REBS	AVG	AST	PF-DQ	STL	TO	BLK	PTS	AVG
10-11	2	16	0-3	0.000	0-3	0.000	0-0	0.000	0	0.0	2	2-0	0	0	0	0	0.0
SIMMONS, JONATHON #17					6-6	F	Houston '12					9/14/89					
How Obtained: Signed as free agent, 7/22/15																	
How Departed: Unsigned free agent, 7/17																	
NBA (2 Years)																	
YEAR	GP	MIN	FGM-FGA	PCT	3-POINT FGM-FGA	PCT	FTM-FTA	PCT	REBS	AVG	AST	PF-DQ	STL	TO	BLK	PTS	AVG
15-16	55	813	122-242	.504	18-47	.383	69-92	.750	96	1.7	58	103-0	24	53	5	331	6.0
16-17	78	1392	177-421	.420	30-102	.294	99-132	.750	160	2.0	126	146-1	47	76	25	483	6.2
TOT	133	2205	299-663	.451	48-149	.322	168-224	.750	256	1.9	184	249-1	71	129	30	814	6.1
NBA PLAYOFFS (2 Years)																	
2016	3	26	4-10	.400	2-3	.667	1-2	.500	4	1.3	2	4-0	2	1	0	11	3.7
2017	15	306	62-136	.456	13-37	.351	21-31	.677	28	1.9	29	30-0	9	11	2	158	10.5
TOT	18	332	66-146	.452	15-40	.375	22-33	.667	32	1.8	31	34-0	11	12	2	169	9.4
SMART, KEITH #3					6-1	G	Indiana '88					9/21/64					
How Obtained: Claimed off waivers from Golden State, 10/21/88																	
How Departed: Waived, 11/10/88																	
NBA (1 Year)																	
YEAR	GP	MIN	FGM-FGA	PCT	3-POINT FGM-FGA	PCT	FTM-FTA	PCT	REBS	AVG	AST	PF-DQ	STL	TO	BLK	PTS	AVG
88-89	2	12	0-2	.000	0-1	.000	2-2	1.000	1	0.5	2	0-0	0	2	0	2	1.0
SMITH, CHARLES #54					6-10	F	Pittsburgh '88					7/16/65					
How Obtained: From New York, with M. Williams, for Lohaus, Reid and a first round pick in '96, 2/8/96																	
How Departed: Waived, 1/6/98																	
NBA (2 Years)																	
YEAR	GP	MIN	FGM-FGA	PCT	3-POINT FGM-FGA	PCT	FTM-FTA	PCT	REBS	AVG	AST	PF-DQ	STL	TO	BLK	PTS	AVG
95-96	32	826	130-284	.458	0-0	.000	46-60	.767	202	6.3	36	100-1	32	45	29	306	9.6
96-97	19	329	34-84	.405	0-1	.000	20-26	.769	65	3.4	14	44-0	13	22	22	88	4.6
TOT	51	1155	164-368	.446	0-1	.000	66-86	.767	267	5.2	50	144-1	45	67	51	394	7.7
NBA PLAYOFFS (1 Year)																	
1996	10	165	24-48	.500	0-0	.000	3-8	.375	37	3.7	10	28-0	7	8	10	51	5.1
SMITH, CHARLES #5					6-4	G	New Mexico '97					8/22/75					
How Obtained: Signed as free agent, 8/1/01																	
How Departed: Traded to Portland, with Daniels and McCaskill, for Kerr, Barkley and a second round pick in '03, 8/5/02																	
NBA (1 Year)																	
YEAR	GP	MIN	FGM-FGA	PCT	3-POINT FGM-FGA	PCT	FTM-FTA	PCT	REBS	AVG	AST	PF-DQ	STL	TO	BLK	PTS	AVG
01-02	60	1141	182-428	.425	35-131	.267	42-65	.646	133	2.2	80	114-1	52	59	44	441	7.4
NBA PLAYOFFS (1 Year)																	
2002	4	19	2-3	.667	0-0	.000	1-2	.500	3	0.8	2	5-0	2	3	1	5	1.3
SMITH, KEN #2					6-7	F	Tulsa '75					7/12/53					
How Obtained: Fourth round pick, 1975 Draft																	
How Departed: Waived, 10/19/76																	
ABA (1 Year)																	
YEAR	GP	MIN	FGM-FGA	PCT	3-POINT FGM-FGA	PCT	FTM-FTA	PCT	REBS	AVG	AST	PF-DQ	STL	TO	BLK	PTS	AVG
75-76	19	164	34-83	.410	1-5	.200	13-16	.813	24	1.3	7	22-0	4	8	0	82	4.3
SMITH, LARRY #2					6-8	F	Alcorn State '80					1/18/58					
How Obtained: Signed as free agent, 8/10/92																	
How Departed: Retired, 5/93																	
NBA (1 Year)																	
YEAR	GP	MIN	FGM-FGA	PCT	3-POINT FGM-FGA	PCT	FTM-FTA	PCT	REBS	AVG	AST	PF-DQ	STL	TO	BLK	PTS	AVG
92-93	66	833	38-87	.437	0-0	.000	9-22	.409	268	4.1	28	133-2	23	39	16	85	1.3
NBA PLAYOFFS (1 Year)																	
1993	6	50	2-3	.667	0-0	.000	3-4	.750	16	2.7	1	16-0	4	1	2	7	1.2
SMITH, ROBERT #20					5-11	G	UNLV '77					3/10/55					
How Obtained: Signed as free agent, 3/23/83																	
How Departed: Waived, 10/14/83																	
NBA (1 Year)																	
YEAR	GP	MIN	FGM-FGA	PCT	3-POINT FGM-FGA	PCT	FTM-FTA	PCT	REBS	AVG	AST	PF-DQ	STL	TO	BLK	PTS	AVG
82-83	7	25	5-11	.455	0-1	.000	2-2	1.000	3	0.4	2	6-0	1	3	0	12	1.7
NBA PLAYOFFS (1 Year)																	
1983	6	19	4-9	.444	0-1	.000	2-2	1.000	5	0.8	6	2-0	1	1	0	10	1.7

FORMER SPURS STATISTICS

SMITH, STEVE #8

How Obtained: From Portland for D. Anderson and Kerr, 7/25/01

How Departed: Unsigned free agent, 7/16/03

NBA (2 Years)

YEAR	GP	MIN	FGM-FGA	PCT	3-POINT FGM-FGA	PCT	FTM-FTA	PCT	REBS	AVG	AST	PF-DQ	STL	TO	BLK	PTS	AVG
01-02	77	2211	310-682	.455	116-246	.472	159-181	.878	193	2.5	151	158-0	54	108	15	895	11.6
02-03	53	1032	113-291	.388	39-118	.331	95-114	.833	99	1.9	70	79-0	28	43	9	360	6.8
TOT	130	3243	423-973	.435	155-364	.426	254-295	.861	292	2.2	221	294-1	82	151	24	1255	9.7

NBA PLAYOFFS (2 Years)

2002	10	298	32-87	.368	10-38	.263	29-30	.967	34	3.4	17	20-0	8	7	1	103	10.3
2003	9	66	5-24	.208	2-12	.167	4-4	1.000	7	0.8	6	3-0	1	2	0	16	1.8
TOT	19	364	37-111	.333	12-50	.240	33-34	.971	41	2.2	23	71-0	9	9	1	119	6.3

SMREK, MIKE #52

How Obtained: From L.A. Lakers for a second round pick in '90, 11/2/88

How Departed: Unsigned free agent, 7/1/89

NBA (1 Year)

YEAR	GP	MIN	FGM-FGA	PCT	3-POINT FGM-FGA	PCT	FTM-FTA	PCT	REBS	AVG	AST	PF-DQ	STL	TO	BLK	PTS	AVG
88-89	43	623	72-153	.471	0-0	.000	49-76	.645	129	3.0	12	102-2	13	48	58	193	4.5

SPENCER, FELTON #16

How Obtained: Signed as free agent, 8/31/99

How Departed: Unsigned free agent, 8/1/00

NBA (1 Year)

YEAR	GP	MIN	FGM-FGA	PCT	3-POINT FGM-FGA	PCT	FTM-FTA	PCT	REBS	AVG	AST	PF-DQ	STL	TO	BLK	PTS	AVG
99-00	26	149	15-33	.455	0-0	.000	20-30	.667	39	1.5	3	32-0	6	9	8	50	1.9

SPLITTER, TIAGO #22

How Obtained: First round pick, 2007 NBA Draft, 28th overall

How Departed: Traded to Atlanta for a protected 2017 second round draft pick and the draft rights to Georgios Printezis

NBA (5 Years)

YEAR	GP	MIN	FGM-FGA	PCT	3-POINT FGM-FGA	PCT	FTM-FTA	PCT	REBS	AVG	AST	PF-DQ	STL	TO	BLK	PTS	AVG
10-11	60	738	101-191	.529	0-1	.000	76-140	.543	201	3.4	26	91-0	29	32	17	278	4.6
11-12	59	1121	212-343	.618	0-0	.000	125-181	.691	306	5.2	65	134-0	21	87	47	549	9.3
12-13	81	1997	315-563	.560	0-2	.000	208-285	.730	515	6.4	130	161-2	63	100	64	838	10.3
13-14	59	1271	181-346	.523	0-3	.000	121-173	.699	363	6.2	90	117-0	29	75	31	483	8.2
14-15	52	1030	169-303	.558	0-0	.000	90-120	.750	252	4.8	78	103-0	35	60	37	428	8.2
TOT	311	6157	978-1746	.560	0-6	.000	620-899	.690	1637	5.3	389	606-2	177	354	196	2576	8.3

NBA PLAYOFFS (5 Years)

2011	3	50	10-16	.625	0-0	.000	0-3	.000	14	4.7	1	4-0	3	2	1	20	6.7
2012	13	168	30-47	.638	0-0	.000	16-43	.372	36	2.8	10	24-0	5	9	4	76	5.8
2013	19	388	45-84	.536	0-1	.000	26-33	.788	58	3.1	23	46-0	15	24	14	116	6.1
2014	23	516	61-100	.610	0-1	.000	51-71	.718	140	6.1	46	53-1	16	18	11	173	7.5
2015	7	123	9-24	.375	0-0	.000	6-19	.316	31	4.4	9	17-0	4	7	1	24	3.4
TOT	65	1245	155-271	.572	0-2	.000	99-169	.586	279	4.3	89	144-1	43	60	31	409	6.3

STOUDAMIRE, DAMON #3

How Obtained: Signed as free agent, 2/3/08

How Departed: Unsigned free agent, 7/08

NBA (1 Year)

YEAR	GP	MIN	FGM-FGA	PCT	3-POINT FGM-FGA	PCT	FTM-FTA	PCT	REBS	AVG	AST	PF-DQ	STL	TO	BLK	PTS	AVG
07-08	31	413	43-143	.301	14-55	.255	6-8	.750	47	1.4	53	30-0	11	30	2	106	3.4

NBA PLAYOFFS (1 Year)

2008	7	35	5-15	.333	1-4	.250	2-3	.667	7	1.0	2	0-0	1	1	0	13	1.9
------	---	----	------	------	-----	------	-----	------	---	-----	---	-----	---	---	---	----	-----

STRICKLAND, ROD #1

How Obtained: From New York for Cheeks, 2/21/90

How Departed: Unsigned free agent, 7/1/92

NBA (3 Years)

YEAR	GP	MIN	FGM-FGA	PCT	3-POINT FGM-FGA	PCT	FTM-FTA	PCT	REBS	AVG	AST	PF-DQ	STL	TO	BLK	PTS	AVG
89-90	31	1121	173-370	.468	2-9	.222	91-148	.615	133	4.3	249	89-3	57	85	6	439	14.2
90-91	58	2076	314-651	.482	11-33	.333	161-211	.763	219	3.8	463	125-0	117	156	11	800	13.8
91-92	57	2053	300-659	.455	5-15	.333	182-265	.687	265	4.6	491	122-0	118	160	17	787	13.8
TOT	146	5250	787-1680	.469	18-57	.316	434-624	.696	617	4.2	1203	336-3	292	401	34	2026	13.9

NBA PLAYOFFS (3 Years)

1990	10	384	54-127	.425	0-7	.000	15-27	.556	53	5.3	112	30-2	14	34	0	123	12.3
1991	4	168	29-67	.433	0-6	.000	17-21	.810	21	5.3	35	14-0	9	13	0	75	18.8
1992	2	80	13-22	.591	0-0	.000	5-8	.625	7	3.5	19	8-0	3	6	2	31	15.5
TOT	16	632	96-216	.444	0-13	.000	37-56	.661	81	5.1	166	52-0	26	53	2	229	14.3

STROEDER, JOHN #32

How Obtained: Signed as free agent, 11/10/88

How Departed: Waived, 11/14/88

NBA (1 Year)

YEAR	GP	MIN	FGM-FGA	PCT	3-POINT FGM-FGA	PCT	FTM-FTA	PCT	REBS	AVG	AST	PF-DQ	STL	TO	BLK	PTS	AVG
88-89	1	2	0-0	.000	0-0	.000	0-0	.000	0	0.0	0	2-0	0	1	0	0	0.0

FORMER SPURS STATISTICS

SUNDVOLD, JON #20															6-2		G	Missouri '83				7/2/61			
How Obtained: From Seattle for a second round pick in '86, 10/23/85																									
How Departed: Selected by Miami in the 1988 Expansion Draft, 6/23/88																									
NBA (3 Years)																									
3-POINT																									
YEAR	GP	MIN	FGM-FGA	PCT	FGM-FGA	PCT	FTM-FTA	PCT	REBS	AVG	AST	PF-DQ	STL	TO	BLK	PTS	AVG								
85-86	70	1150	220-476	.462	21-60	.350	39-48	.813	80	1.1	261	110-0	34	85	0	500	7.1								
86-87	76	1765	365-751	.486	50-149	.336	70-84	.833	98	1.3	315	109-1	35	97	0	850	11.2								
87-88	52	1024	176-379	.464	26-64	.406	43-48	.896	48	0.9	183	54-0	27	57	2	421	8.1								
TOT	198	3939	761-1606	.474	97-273	.355	152-180	.844	226	1.1	759	273-1	96	239	2	1771	8.9								
NBA PLAYOFFS (2 Years)																									
1986	3	43	7-18	.389	1-6	.167	1-1	1.000	1	0.3	5	1-0	0	5	0	16	5.3								
1988	3	90	15-30	.500	3-9	.333	2-3	.667	4	1.3	15	3-0	4	3	0	35	11.7								
TOT	6	133	22-48	.458	4-15	.267	3-4	.750	5	0.8	20	4-0	4	8	0	51	8.5								
SUTTON, GREG #23															6-2		G	Oral Roberts '91				12/3/67			
How Obtained: Second round pick, 1991 Draft, 49th overall																									
How Departed: Waived, 11/3/92																									
NBA (1 Year)																									
3-POINT																									
YEAR	GP	MIN	FGM-FGA	PCT	FGM-FGA	PCT	FTM-FTA	PCT	REBS	AVG	AST	PF-DQ	STL	TO	BLK	PTS	AVG								
91-92	67	601	93-240	.388	26-89	.292	34-45	.756	47	0.7	91	111-0	26	70	9	246	3.7								
NBA PLAYOFFS (1 Year)																									
1992	2	15	2-6	.333	0-2	.000	3-3	1.000	0	0.0	2	3-0	1	0	1	7	3.5								
SWIFT, HARLEY #21															6-3		G	East Tennessee State '69				6/19/46			
How Obtained: Obtained by Dallas in ABA Dispersal Draft (Pittsburgh), 1972																									
How Departed: Waived, 11/12/73																									
ABA (1 Year)																									
3-POINT																									
YEAR	GP	MIN	FGM-FGA	PCT	FGM-FGA	PCT	FTM-FTA	PCT	REBS	AVG	AST	PF-DQ	STL	TO	BLK	PTS	AVG								
73-74	16	153	23-67	.343	1-12	.083	16-20	.800	16	1.0	15	26-0	3	13	0	63	3.9								
TEMPLE, COLLIS #40															6-8		F	LSU '74				11/8/52			
How Obtained: Third round pick, 1974 ABA Draft																									
How Departed: Waived, 1/26/75																									
ABA (1 Year)																									
3-POINT																									
YEAR	GP	MIN	FGM-FGA	PCT	FGM-FGA	PCT	FTM-FTA	PCT	REBS	AVG	AST	PF-DQ	STL	TO	BLK	PTS	AVG								
74-75	24	102	17-41	.415	0-1	.000	8-10	.800	31	1.2	15	29-0	4	12	4	42	1.8								
TEMPLE, GARRETT #2															6-6		G	Lousiana State '09				5/8/86			
How Obtained: Signed as free agent, 3/23/10																									
How Departed: Waived, 7/29/10																									
NBA (2 Years)																									
3-POINT																									
YEAR	GP	MIN	FGM-FGA	PCT	FGM-FGA	PCT	FTMFTA	PCT	REBS	AVG	AST	PF-DQ	STL	TO	BLK	PTS	AVG								
09-10	13	193	28-64	.438	10-23	.435	14-21	.667	14	1.1	12	25-1	8	11	2	80	6.2								
10-11	3	21	1-5	.200	0-1	0.000	0-2	0.000	2	0.7	2	2-0	1	1	1	2	0.7								
TOT	16	214	29-69	.420	10-24	.417	14-23	.609	16	1.0	14	48-0	9	12	3	82	5.1								
NBA PLAYOFFS (1 Year)																									
09-10	6	15	1-3	.333	1-1	1.000	1-3	.333	2	0.3	2	1-0	1	2	0	4	0.7								
TERRY, CHUCK #30															6-6		F	Long Beach State '72				9/27/50			
How Obtained: Signed as free agent, 1973																									
How Departed: Traded to New York Nets, with Warren, K. Hughes and R. Jones, for Paultz, 9/8/75																									
ABA (2 Years)																									
3-POINT																									
YEAR	GP	MIN	FGM-FGA	PCT	FGM-FGA	PCT	FTM-FTA	PCT	REBS	AVG	AST	PF-DQ	STL	TO	BLK	PTS	AVG								
73-74	61	1093	132-294	.449	1-2	.500	36-41	.878	166	2.7	72	139-0	18	33	5	301	4.9								
74-75	79	1186	148-313	.473	3-8	.375	39-53	.736	217	2.7	69	146-0	37	37	3	338	4.3								
TOT	140	2279	280-607	.461	4-10	.400	75-94	.798	383	2.7	141	285-0	55	70	8	639	4.6								
ABA PLAYOFFS (2 Years)																									
1974	7	112	11-24	.458	0-0	.000	4-6	.667	24	3.4	7	9-0	0	—	—	26	3.7								
1975	5	123	12-25	.480	0-0	.000	3-4	.750	19	3.8	2	14-0	3	1	1	27	5.4								
TOT	12	235	23-49	.469	0-0	.000	7-10	.700	43	3.6	9	23-0	3	1	1	53	4.4								
THIRDKILL, DAVID #22															6-7		F/G	Bradley '82				4/12/60			
How Obtained: Signed as free agent, 4/10/85																									
How Departed: Waived, 7/2/85																									
NBA (1 Year)																									
3-POINT																									
YEAR	GP	MIN	FGM-FGA	PCT	FGM-FGA	PCT	FTM-FTA	PCT	REBS	AVG	AST	PF-DQ	STL	TO	BLK	PTS	AVG								
84-85	2	52	5-11	.455	0-0	.000	5-6	.833	7	3.5	3	5-0	2	2	1	15	7.5								
NBA PLAYOFFS (1 Year)																									
1985	5	22	1-4	.250	0-2	.000	2-4	.500	2	0.4	2	4-0	0	4	0	4	0.8								
THOMAS, KURT #40															6-9		F/C	TCU '95				10/4/72			
How Obtained: From Seattle for Barry, Elson and a first round pick in '09, 2/20/07																									
How Departed: Traded to Milwaukee, along with K. Thomas, as part of the Jefferson trade, 6/23/09																									
NBA (2 Years)																									
3-POINT																									
YEAR	GP	MIN	FGM-FGA	PCT	FGM-FGA	PCT	FTM-FTA	PCT	REBS	AVG	AST	PF-DQ	STL	TO	BLK	PTS	AVG								
07-08	28	524	56-125	.448	0-1	.000	14-24	.583	138	4.9	14	57-0	21	18	14	126	4.5								
08-09	79	1404	153-304	.503	0-2	.000	37-45	.822	405	5.1	66	170-0	34	42	58	343	4.3								
TOT	107	1928	209-429	.487	0-3	.000	51-69	.739	543	5.1	80	227-0	55	60	72	469	4.4								
NBA PLAYOFFS (2 Years)																									
07-08	17	268	32-70	.457	0-0	.000	5-7	.714	84	4.9	6	46-2	2	13	6	69	4.1								
08-09	5	80	5-11	.455	0-0	.000	3-4	.750	23	4.6	2	13-0	1	4	2	13	2.6								
TOT	22	348	37-81	.457	0-0	.000	8-11	.727	107	4.9	8	59-2	3	17	8	82	3.7								

FORMER SPURS STATISTICS

THOMAS, MALCOLM #23

6-9

F

San Diego State '11

11/8/88

How Obtained: Signed as a free agent on 1/11/12

How Departed: Waived on 2/7/12

NBA (1 Year)

YEAR	GP	MIN	FGM-FGA	PCT	3-POINT FGM-FGA	PCT	FTM-FTA	PCT	REBS	AVG	AST	PF-DQ	STL	TO	BLK	PTS	AVG
11-12	3	0	0-3	.000	0-0	-	1-2	.500	3	1.0	1	0-0	1	0	1	1	0.3
13-14	1	15	1-4	.250	0-0	.000	0-2	.000	9		0	0-0	0	1	2	2	2.0

THOMPSON, MYCHAL #43

6-10

C/F

Minnesota '72

1/31/55

How Obtained: From Portland, with the rights to Krystkowiak, for S. Johnson, 6/19/86

How Departed: Traded to L.A. Lakers for Brickowski, Gudmundsson, a first round pick in '87, a second round pick in '90 and cash, 2/13/87

NBA (1 Year)

YEAR	GP	MIN	FGM-FGA	PCT	3-POINT FGM-FGA	PCT	FTM-FTA	PCT	REBS	AVG	AST	PF-DQ	STL	TO	BLK	PTS	AVG
86-87	49	1210	230-528	.436	1-1	1.000	144-196	.735	276	5.6	87	117-0	31	77	41	605	12.3

TOLLIVER, ANTHONY #35

6-8

F

Creighton '08

6/1/85

How Obtained: Signed as free agent, 7/23/08

How Departed: Waived, 1/7/09

NBA (1 Year)

YEAR	GP	MIN	FGM-FGA	PCT	3-POINT FGM-FGA	PCT	FTM-FTA	PCT	REBS	AVG	AST	PF-DQ	STL	TO	BLK	PTS	AVG
08-09	19	208	19-65	.292	9-41	.220	5-10	.500	41	2.2	17	16-0	5	7	1	52	2.7

TOWNES, LINTON #2

6-7

F

James Madison '82

11/30/59

How Obtained: Signed as free agent, 4/12/85

How Departed: Waived, 7/16/85

NBA (1 Year)

YEAR	GP	MIN	FGM-FGA	PCT	3-POINT FGM-FGA	PCT	FTM-FTA	PCT	REBS	AVG	AST	PF-DQ	STL	TO	BLK	PTS	AVG
84-85	1	8	0-6	.000	0-0	.000	2-2	1.000	1	1.0	0	1-0	0	0	0	2	2.0

NBA PLAYOFFS (1 Year)

1985	2	6	4-8	.500	0-1	.000	0-0	.000	3	1.5	0	1-0	0	0	0	8	4.0
------	---	---	-----	------	-----	------	-----	------	---	-----	---	-----	---	---	---	---	-----

TUCKER, TRENT #6

6-5

G

Minnesota '82

12/20/59

How Obtained: Signed 10-day contract, 2/27/92; Signed 10-day contract, 3/7/92; Signed for season, 3/18/92

How Departed: Unsigned free agent, 7/1/92

NBA (1 Year)

YEAR	GP	MIN	FGM-FGA	PCT	3-POINT FGM-FGA	PCT	FTM-FTA	PCT	REBS	AVG	AST	PF-DQ	STL	TO	BLK	PTS	AVG
91-92	24	415	60-129	.465	19-48	.396	16-20	.800	37	1.5	27	39-0	21	14	3	155	6.5

NBA PLAYOFFS (1 Year)

1992	3	38	6-14	.429	1-5	.200	1-1	1.000	3	1.0	2	3-0	0	3	0	14	4.7
------	---	----	------	------	-----	------	-----	-------	---	-----	---	-----	---	---	---	----	-----

TURKOGLU, HEDO #14

6-10

G/F

Turkey

3/19/79

How Obtained: From Sacramento as part of a three-team trade, 7/24/03

How Departed: Unsigned free agent, 7/14/04

NBA (1 Year)

YEAR	GP	MIN	FGM-FGA	PCT	3-POINT FGM-FGA	PCT	FTM-FTA	PCT	REBS	AVG	AST	PF-DQ	STL	TO	BLK	PTS	AVG
03-04	80	2073	262-645	.406	101-241	.419	114-161	.708	358	4.5	154	165-0	80	94	32	739	9.2

NBA PLAYOFFS (1 Year)

2004	10	271	26-81	.321	14-42	.333	11-18	.611	45	4.5	15	20-0	9	16	1	77	7.7
------	----	-----	-------	------	-------	------	-------	------	----	-----	----	------	---	----	---	----	-----

UDOKA, IME #5

6-6

F

Portland State '00

8/9/77

How Obtained: Signed as free agent, 8/13/07

How Departed: Unsigned free agent, 8/09

NBA (3 Years)

YEAR	GP	MIN	FGM-FGA	PCT	3-POINT FGM-FGA	PCT	FTM-FTA	PCT	REBS	AVG	AST	PF-DQ	STL	TO	BLK	PTS	AVG
07-08	73	1316	159-375	.424	61-165	.370	44-58	.759	228	3.1	63	127-1	56	58	17	423	5.8
09-10	67	1035	110-287	.383	41-125	.328	28-46	.609	187	2.8	54	86-0	36	38	12	289	4.3
10-11	20	130	5-21	.238	0-8	0.000	4-8	.500	19	1.0	13	14-0	8	5	1	14	0.7
TOT	160	2481	274-683	.401	102-298	.342	76-112	.679	434	2.7	130	227-1	100	101	30	726	4.5

NBA PLAYOFFS (2 Years)

07-08	16	236	33-71	.465	16-40	.400	5-7	.714	47	2.9	17	25-0	11	11	2	87	5.4
08-09	5	104	7-20	.350	1-8	.125	2-5	.400	23	4.6	4	14-0	4	2	1	17	3.4
TOT	21	340	40-91	.440	17-48	.354	7-12	.583	70	3.3	21	39-0	15	13	3	104	5.0

UDRIH, BENO #14

6-3

G

Slovenia

7/5/82

How Obtained: First Round Pick, 2004 NBA Draft, 28th overall

How Departed: Traded to Minnesota for a protected 2008 second round draft pick, 10/29/07

NBA (3 Years)

YEAR	GP	MIN	FGM-FGA	PCT	3-POINT FGM-FGA	PCT	FTM-FTA	PCT	REBS	AVG	AST	PF-DQ	STL	TO	BLK	PTS	AVG
04-05	80	1149	173-390	.444	58-142	.408	67-89	.753	83	1.0	150	96-0	41	77	10	471	5.9
05-06	54	586	106-233	.455	24-70	.343	39-50	.780	52	1.0	92	55-0	14	53	2	275	5.1
06-07	73	948	127-344	.369	33-115	.287	53-60	.880	82	2.1	122	70-0	27	56	1	340	4.7
TOT	207	2683	406-967	.420	115-327	.352	159-199	.799	217	1.0	364	221-0	82	186	13	1086	5.2

NBA PLAYOFFS (3 Years)

04-05	21	241	28-78	.359	10-37	.270	12-14	.857	17	0.8	22	20-0	9	20	1	78	3.7
05-06	7	47	10-30	.333	1-6	.167	4-5	.800	4	0.6	8	8-0	0	3	0	25	3.6
06-07	8	20	0-6	.000	0-2	.000	2	1.000	1	0.1	1	2-0	0	3	0	2	0.3
TOT	36	308	38-114	.333	11-45	.244	18-21	.857	22	0.6	31	30-0	9	26	1	105	2.9

VAN EXEL, NICK #31

6-1

G

Cincinnati '93

11/27/71

How Obtained: Signed as free agent, 8/29/05

How Departed: Unsigned free agent, 7/06

NBA (1 Year)

YEAR	GP	MIN	FGM-FGA	PCT	3-POINT FGM-FGA	PCT	FTM-FTA	PCT	REBS	AVG	AST	PF-DQ	STL	TO	BLK	PTS	AVG
05-06	65	986	136-343	.397	55-154	.357	28-41	.683	91	1.4	123	60-0	16	57	3	355	5.5

NBA PLAYOFFS (1 Year)

2006	12	133	7-32	.219	3-10	.300	9-9	.100	12	1.0	17	14-0	3	5	2	26	2.2
------	----	-----	------	------	------	------	-----	------	----	-----	----	------	---	---	---	----	-----

FORMER SPURS STATISTICS

VAN ZANT, DENNIS #30										6-9	F	Azusa Pacific '75					6/1/52		
How Obtained: Signed as free agent, 7/3/75																			
How Departed: Waived, 10/75																			
ABA (1 Year)																			
YEAR	GP	MIN	FGM-FGA	PCT	3-POINT FGM-FGA	PCT	FTM-FTA	PCT	REBS	AVG	AST	PF-DQ	STL	TO	BLK	PTS	AVG		
75-76	1	2	0-0	.000	0-0	.000	2-2	1.000	1	1.0	0	1-0	0	0	0	2	2.0		

VAUGHN, JACQUE #11																	6-1	G	Kansas '97	2/11/75
How Obtained: Signed as free agent, 7/12/06																				
How Departed: Unsigned free agent, 8/09																				
NBA (3 Years)																				
YEAR	GP	MIN	FGM-FGA	PCT	3-POINT FGM-FGA	PCT	FTM-FTA	PCT	REBS	AVG	AST	PF-DQ	STL	TO	BLK	PTS	AVG			
06-07	64	760	71-167	.425	1-2	.500	49-65	.754	68	1.1	131	74-0	24	40	2	192	3.0			
07-08	74	1139	121-283	.428	3-10	.300	61-80	.763	74	1.0	159	97-0	23	54	1	306	4.1			
08-09	30	292	24-75	.320	1-1	1.000	16-18	.889	22	0.7	55	26-0	6	15	0	65	2.2			
TOT	168	2191	216-525	.411	5-13	.385	126-163	.773	164	1.0	345	197-0	53	109	3	563	3.4			
NBA PLAYOFFS (3 Years)																				
06-07	20	208	20-50	.400	0-0	.000	3-6	.500	9	0.5	28	24-0	4	11	0	43	2.2			
07-08	14	91	6-22	.273	0-1	.000	0-0	.000	9	0.6	8	17-0	2	7	0	12	0.9			
08-09	2	21	2-5	.400	0-0	.000	3-6	.500	0	0.0	4	0-0	1	0	0	7	3.5			
TOT	36	320	28-77	.364	0-1	.000	6-12	.500	18	0.5	40	41-0	7	18	0	62	1.7			

VINCENT, JAY #31										6-7	F	Michigan State '81				6/10/59			
How Obtained: From Denver, with Natt, for Greenwood and D. Cook, 1/26/89																			
How Departed: Traded to Philadelphia, with Dawkins, for Cheeks, Wingate and Welp, 8/28/89																			
NBA (1 Year)																			
3-POINT																			
YEAR	GP	MIN	FGM-FGA	PCT	FGM-FGA	PCT	FTM-FTA	PCT	REBS	AVG	AST	PF-DQ	STL	TO	BLK	PTS	AVG		
88-89	24	551	91-219	.416	0-1	.000	35-51	.686	92	3.8	22	52-0	5	37	3	217	9.0		

WALKER, SAMAKI #55, #52															6-9	F	Louisville '98			2/25/76		
How Obtained: Signed as free agent, 8/26/99																						
How Departed: Waived, 6/29/01																						
NBA (2 Years)																						
	GP	MIN	FGM-FGA	PCT	3-POINT FGM-FGA	PCT	FTM-FTA	PCT	REBS	AVG	AST	PF-DQ	STL	TO	BLK	PTS	AVG					
99-00	71	980	137-305	.449	0-0	.000	86-126	.683	272	3.8	38	108-1	10	64	35	360	5.1					
00-01	61	963	121-252	.480	1-3	.333	78-124	.629	243	4.0	29	103-0	10	68	41	321	5.3					
TOT	132	1943	258-557	.463	1-3	.333	164-50	.656	515	3.9	67	211-1	20	132	76	681	5.2					
NBA PLAYOFFS (2 Years)																						
2000	4	121	14-31	.452	0-0	.000	8-12	.667	45	11.3	2	13-0	1	8	12	36	9.0					
2001	12	76	5-15	.333	0-0	.000	4-8	.500	14	1.2	3	12-0	1	1	1	14	1.2					
TOT	16	197	19-46	.413	0-0	.000	12-20	.600	59	3.7	5	25-0	2	9	13	50	3.1					

WARD, CHARLIE #17										6-2	G	Florida State '94				10/12/70			
How Obtained: Signed as free agent, 1/9/04																			
How Departed: Unsigned free agent, 7/14/04																			
NBA (1 Year)																			
3-POINT																			
YEAR	GP	MIN	FGM-FGA	PCT	FGM-FGA	PCT	FTM-FTA	PCT	REBS	AVG	AST	PF-DQ	STL	TO	BLK	PTS	AVG		
03-04	36	425	45-130	.346	25-68	.368	4-6	.667	48	1.3	45	33-0	17	27	3	119	3.3		
NBA PLAYOFFS (1 Year)																			
2004	5	13	4-6	.667	3-3	1.000	0-0	.000	0	0.0	1	2-0	2	2	0	11	2.2		

WARD, HENRY #15										6-4	F	Jackson State '75				1/30/52																							
How Obtained: Seventh round pick, 1975 ABA Draft																																							
How Departed: Waived, 10/17/77																																							
ABA (1 Year)				3-POINT		PCT		FTM-FTA		PCT		REBS		AVG		AST		PF-DQ		STL		TO		BLK		PTS		AVG											
75-76				61		MIN		FGM-FGA		PCT		6-23		.261		16-27		.593		140		2.3		35		99-0		16		45		10		330		5.4			
NBA (1 Year)				76-77		27		171		34-90		.378		—		15-17		.882		33		1.2		6		30-0		6		—		5		83		3.1			
ABA PLAYOFFS (1 Year)				1976		5		18		4-12		.333		2-2		1.000		0-0		.000		2		0.4		0		6-0		1		1		1		10		2.0	
NBA PLAYOFFS (1 Year)				1977		1		1		2-3		.667		—		—		0-0		.000		0		0.0		0		0-0		0		0		0		4		4.0	

WARREN, BOBBY #21										6-5	G	Vanderbilt '68				7/17/46			
How Obtained: From Utah for cash and draft pick, 1/74																			
How Departed: Traded to New York Nets, with R. Jones, C. Terry, and K. Hughes, for Paultz, 9/8/75																			
ABA (2 Years)		3-POINT																	
YEAR	GP	MIN	FGM-FGA	PCT	FGM-FGA	PCT	FTM-FTA	PCT	REBS	AVG	AST	PF-DQ	STL	TO	BLK	PTS	AVG		
73-74	36	486	61-134	.459	0-1	.000	32-35	.914	61	1.7	38	40-0	9	30	5	154	4.3		
74-75	71	992	127-265	.479	2-7	.286	77-91	.846	112	1.6	91	109-0	35	68	9	333	4.7		
TOT	107	1478	188-399	.471	2-8	.250	109-126	.865	173	1.6	129	149-0	44	98	14	487	4.6		
ABA PLAYOFFS (2 Years)																			
1974	7	133	14-29	.483	0-0	.000	8-8	1.000	21	3.0	9	21-0	2	—	—	36	5.1		
1975	1	5	0-1	.000	0-0	.000	0-0	.000	0	0.0	0	0-0	0	1	0	0	0.0		
TOT	8	138	14-30	.467	0-0	.000	8-8	1.000	21	2.6	9	21-0	2	1	0	36	4.5		

WASHINGTON, DARIUS #35															6-2	G	Memphis '08	12/6/85				
How Obtained: Signed as free agent, 10/1/07																						
How Departed: Waived, 12/28/07																						
NBA (1 Year)																						
	3-POINT																					
YEAR	GP	MIN	FGM-FGA	PCT	FGM-FGA	PCT	FTM-FTA	PCT	REBS	AVG	AST	PF-DQ	STL	TO	BLK	PTS	AVG					
07-08	18	146	21-48	.438	4-12	.333	7-13	.538	20	1.1	15	16-0	5	14	0	53	2.9					

FORMER SPURS STATISTICS

WEIDNER, BRANT #25

How Obtained: Fourth round pick, 1983 Draft, 90th overall

How Departed: Waived, 7/19/84

NBA (1 Year)

YEAR	GP	MIN	FGM-FGA	PCT	3-POINT FGM-FGA	PCT	FTM-FTA	PCT	REBS	AVG	AST	PF-DQ	STL	TO	BLK	PTS	AVG
83-84	8	38	2-9	.222	0-0	.000	4-4	1.000	11	1.4	0	5-0	0	2	2	8	1.0

WELP, CHRISTIAN #42

How Obtained: From Philadelphia, with Cheeks and Wingate, for Dawkins and Vincent, 8/28/89

How Departed: Traded to Golden State for Blab, 2/22/90

NBA (1 Year)

YEAR	GP	MIN	FGM-FGA	PCT	3-POINT FGM-FGA	PCT	FTM-FTA	PCT	REBS	AVG	AST	PF-DQ	STL	TO	BLK	PTS	AVG
89-90	13	56	7-23	.304	0-0	.000	1-2	.500	12	1.0	5	21-0	1	6	0	15	1.2

WEST, DAVID #30

How Obtained: Signed as free agent, 7/17/151

How Departed: Unsigned free agent, 7/16

NBA (1 Year)

YEAR	GP	MIN	FGM-FGA	PCT	3-POINT FGM-FGA	PCT	FTM-FTA	PCT	REBS	AVG	AST	PF-DQ	STL	TO	BLK	PTS	AVG
15-16	78	1404	244-448	.545	3-7	.429	63-80	.788	309	4.0	143	142-1	44	68	55	554	7.1

NBA PLAYOFFS (1 Year)

15-16	10	176	25-55	.455	3-6	.500	5-9	.556	37	3.7	13	19-0	6	7	7	58	5.8
-------	----	-----	-------	------	-----	------	-----	------	----	-----	----	------	---	---	---	----	-----

WHATELEY, ENNIS #3

How Obtained: (1) Signed 10-day contract, 2/1/86; (2) Signed as free agent, 10/8/92

How Departed: (1) Waived, 2/10/86; (2) Waived, 10/14/92

NBA (1 Year)

YEAR	GP	MIN	FGM-FGA	PCT	3-POINT FGM-FGA	PCT	FTM-FTA	PCT	REBS	AVG	AST	PF-DQ	STL	TO	BLK	PTS	AVG
85-86	2	14	1-2	.500	0-0	.000	0-0	.000	0	0.0	3	1-0	0	4	0	2	1.0

WHITE, JAMES #33

How Obtained: Signed as free agent, 11/3/06

How Departed: Waived, 7/23/07

NBA (1 Year)

YEAR	GP	MIN	FGM-FGA	PCT	3-POINT FGM-FGA	PCT	FTM-FTA	PCT	REBS	AVG	AST	PF-DQ	STL	TO	BLK	PTS	AVG
06-07	6	137	18-41	.439	2-7	.286	12-15	.800	20	3.3	5	7-0	3	5	1	50	8.3

WHITEHEAD, JEROME #6

How Obtained: From Golden State for S. Jones, 11/22/88

How Departed: Unsigned free agent, 7/1/89

NBA (1 Year)

YEAR	GP	MIN	FGM-FGA	PCT	3-POINT FGM-FGA	PCT	FTM-FTA	PCT	REBS	AVG	AST	PF-DQ	STL	TO	BLK	PTS	AVG
88-89	52	580	69-176	.392	0-0	.000	30-45	.667	129	2.5	17	107-1	22	22	4	168	3.2

WHITNEY, CHRIS #20

How Obtained: Second round pick, 1993 Draft, 47th overall

How Departed: Waived, 2/23/95

NBA (2 Years)

YEAR	GP	MIN	FGM-FGA	PCT	3-POINT FGM-FGA	PCT	FTM-FTA	PCT	REBS	AVG	AST	PF-DQ	STL	TO	BLK	PTS	AVG
93-94	40	339	25-82	.305	10-30	.333	12-15	.800	29	0.7	53	53-0	11	37	1	72	1.8
94-95	25	179	14-47	.298	3-19	.158	11-11	1.000	13	0.5	28	34-1	4	18	0	42	1.7
TOT	65	518	39-129	.302	13-49	.265	23-26	.885	42	0.6	81	85-1	15	55	1	114	1.8

WILEY, MICHAEL #33

How Obtained: Second round pick, 1980 Draft, 39th overall

How Departed: Waived, 10/81

NBA (1 Year)

YEAR	GP	MIN	FGM-FGA	PCT	3-POINT FGM-FGA	PCT	FTM-FTA	PCT	REBS	AVG	AST	PF-DQ	STL	TO	BLK	PTS	AVG
80-81	33	271	76-138	.551	0-2	.000	36-48	.750	64	1.9	11	38-1	8	28	6	188	5.7

NBA PLAYOFFS (1 Year)

1981	2	4	0-1	.000	0-0	.000	2-2	1.000	0	0.0	0	1-0	0	0	0	2	1.0
------	---	---	-----	------	-----	------	-----	-------	---	-----	---	-----	---	---	---	---	-----

WILEY, MORLON #20

How Obtained: Signed as free agent, 12/17/91

How Departed: Waived, 12/23/91

NBA (1 Year)

YEAR	GP	MIN	FGM-FGA	PCT	3-POINT FGM-FGA	PCT	FTM-FTA	PCT	REBS	AVG	AST	PF-DQ	STL	TO	BLK	PTS	AVG
91-92	3	13	3-5	.600	0-0	.000	0-0	.000	1	0.3	1	3-0	0	0	0	6	2.0

WILKINS, DOMINIQUE #21

How Obtained: Signed as free agent, 10/4/96

How Departed: Unsigned free agent, 7/1/97

NBA (1 Year)

YEAR	GP	MIN	FGM-FGA	PCT	3-POINT FGM-FGA	PCT	FTM-FTA	PCT	REBS	AVG	AST	PF-DQ	STL	TO	BLK	PTS	AVG
96-97	63	1945	397-953	.417	70-239	.293	281-350	.803	402	6.4	119	100-0	39	135	31	1145	18.2

WILKINS, JEFF #45

How Obtained: From Utah for J. Cook and Iavaroni, 2/16/86

How Departed: Unsigned free agent, 7/86

NBA (1 Year)

YEAR	GP	MIN	FGM-FGA	PCT	3-POINT FGM-FGA	PCT	FTM-FTA	PCT	REBS	AVG	AST	PF-DQ	STL	TO	BLK	PTS	AVG
85-86	27	522	51-134	.381	0-0	.000	28-46	.609	127	4.7	18	71-1	8	20	10	130	4.8

NBA PLAYOFFS (1 Year)

1986	3	16	0-1	.000	0-0	.000	0-0	.000	3	1.0	0	6-0	0	0	2	0	0.0
------	---	----	-----	------	-----	------	-----	------	---	-----	---	-----	---	---	---	---	-----

FORMER SPURS STATISTICS

WILLOUGHBY, BILL #33

6-8 F

Dwight Morrow H.S. (N.J.) 5/20/57

How Obtained: Signed as a veteran free agent (Houston received a second round pick in '85), 10/18/82

How Departed: Waived, 2/10/83

NBA (1 Year)

YEAR	GP	MIN	FGM-FGA	PCT	FGM-FGA	3-POINT PCT	FTM-FTA	PCT	REBS	AVG	AST	PF-DQ	STL	TO	BLK	PTS	AVG
82-83	52	1062	136-295	.461	6-13	.462	41-53	.774	190	3.7	56	123-0	24	54	16	319	6.1

WILSON, RICK #15

6-3 G

George Mason '86

7/16/64

How Obtained: Signed as free agent, 3/21/88

How Departed: Unsigned free agent, 7/88

NBA (1 Year)

YEAR	GP	MIN	FGM-FGA	PCT	FGM-FGA	3-POINT PCT	FTM-FTA	PCT	REBS	AVG	AST	PF-DQ	STL	TO	BLK	PTS	AVG
87-88	18	373	36-99	.364	9-25	.360	23-29	.793	26	1.4	63	34-0	17	21	3	104	5.8
NBA PLAYOFFS (1 Year)																	
1988	2	9	0-2	.000	0-0	.000	0-0	.000	0	0.0	1	2-0	0	1	0	0	0.0

WINGATE, DAVID #25

6-5 G

Georgetown '86

12/15/63

How Obtained: From Philadelphia, with Cheeks and Welp, for Dawkins and Vincent, 8/28/89

How Departed: Waived, 6/28/91

NBA (2 Years)

YEAR	GP	MIN	FGM-FGA	PCT	FGM-FGA	3-POINT PCT	FTM-FTA	PCT	REBS	AVG	AST	PF-DQ	STL	TO	BLK	PTS	AVG
89-90	78	1856	220-491	.448	0-13	.000	87-112	.777	195	2.5	208	154-2	89	127	18	527	6.8
90-91	25	563	53-138	.384	1-9	.111	29-41	.707	75	3.0	46	66-0	19	42	5	136	5.4
TOT	103	2419	273-629	.434	1-22	.045	116-153	.758	270	2.6	254	220-2	108	169	23	663	6.4
NBA PLAYOFFS (2 Years)																	
1990	10	293	40-77	.519	2-3	.667	9-12	.750	37	3.7	38	34-1	18	14	3	91	9.1
1991	3	38	6-12	.500	0-0	.000	2-3	.667	3	1.0	1	8-1	1	1	0	14	4.7
TOT	13	331	46-89	.517	2-3	.667	11-15	.733	40	3.1	39	42-1	19	15	3	105	8.1

WISE, SKIP #10

6-2 G

Clemson '75

7/25/55

How Obtained: Signed as free agent, 10/75

How Departed: Waived, 12/75

ABA (1 Year)

YEAR	GP	MIN	FGM-FGA	PCT	FGM-FGA	3-POINT PCT	FTM-FTA	PCT	REBS	AVG	AST	PF-DQ	STL	TO	BLK	PTS	AVG
75-76	2	10	2-4	.500	0-0	.000	0-0	.000	3	1.5	1	4-0	0	2	0	4	2.0

WOOD, DAVID #10

6-8 F

Nevada-Reno '87

11/30/64

How Obtained: From Houston for a second round pick in '95, 10/6/92

How Departed: Traded to Detroit, with Elliott, for Rodman and Morris, 10/1/93

NBA (1 Year)

YEAR	GP	MIN	FGM-FGA	PCT	FGM-FGA	3-POINT PCT	FTM-FTA	PCT	REBS	AVG	AST	PF-DQ	STL	TO	BLK	PTS	AVG
92-93	64	598	52-117	.444	5-21	.238	46-55	.836	97	1.5	34	93-1	13	29	12	155	2.4
NBA PLAYOFFS (1 Year)																	
1993	5	20	2-4	.500	1-1	1.000	0-0	.000	3	0.6	1	7-0	0	0	0	5	1.0

WOOD, LEON #1

6-2 G

Cal State-Fullerton '84

3/25/62

How Obtained: Signed as free agent, 11/12/87

How Departed: Waived, 2/17/88

NBA (1 Year)

YEAR	GP	MIN	FGM-FGA	PCT	FGM-FGA	3-POINT PCT	FTM-FTA	PCT	REBS	AVG	AST	PF-DQ	STL	TO	BLK	PTS	AVG
87-88	38	830	120-282	.426	43-108	.398	69-91	.758	51	1.3	155	44-0	22	34	1	352	9.3

YONAKOR, RICH #43

6-10 F

North Carolina '80

10/3/58

How Obtained: (1) Third round pick, 1980 Draft, 61st overall; (2) Signed 10-day contract, 3/8/82; Signed for season, 3/29/82

How Departed: (1) Traded to Cleveland, with Silas, for a second round pick in '82 and cash, 6/16/81; (2) Waived, 10/82

NBA (1 Year)

YEAR	GP	MIN	FGM-FGA	PCT	FGM-FGA	3-POINT PCT	FTM-FTA	PCT	REBS	AVG	AST	PF-DQ	STL	TO	BLK	PTS	AVG
81-82	10	70	14-26	.538	0-0	.000	5-7	.714	27	2.7	3	7-0	1	2	2	33	3.3
NBA PLAYOFFS (1 Year)																	
1982	2	4	1-2	.500	0-0	.000	0-0	.000	1	0.5	1	1-0	1	0	0	2	1.0

ZEVENBERGEN, PHIL #41

6-10 F

Washington '87

4/13/64

How Obtained: Fourth round pick, 1987 Draft, 50th overall

How Departed: Waived, 11/3/88

NBA (1 Year)

YEAR	GP	MIN	FGM-FGA	PCT	FGM-FGA	3-POINT PCT	FTM-FTA	PCT	REBS	AVG	AST	PF-DQ	STL	TO	BLK	PTS	AVG
87-88	8	58	15-27	.556	0-0	.000	0-2	.000	13	1.6	3	12-0	3	4	1	30	3.8
NBA PLAYOFFS (1 Year)																	
1988	1	1	0-0	.000	0-0	.000	0-0	.000	0	0.0	0	0-0	0	0	0	0	0.0





FRANCHISE
RECORDS



SPURS ABA RECORDS

POINTS

Spurs Individual	51
Spurs Team	160
Opponent Individual	58
Opponent Team	162

George Gervin vs. Memphis	02/05/75
vs. Carolina	12/22/70
George McGinnis vs. Indiana	11/28/72
vs. Washington (2OT)	03/13/70

FIELD GOALS MADE

Spurs Individual	23
Spurs Team	63
Opponent Individual	22
Opponent Team	61

George Gervin vs. Memphis	02/05/75
vs. Denver	01/19/71
George McGinnis vs. Indiana	11/28/72
two times	

FIELD GOALS ATTEMPTED

Spurs Individual	35
Spurs Team	125
Opponent Individual	36
Opponent Team	131

Bird Averitt vs. San Diego	02/17/74
vs. Denver	03/05/71
Chuck Williams, vs. Pittsburgh	11/08/69
vs. Miami	02/10/70

3-PT FIELD GOALS MADE

Spurs Individual	6
Spurs Team	9
Opponent Individual	9
Opponent Team	11

Joe Hamilton vs. Memphis	03/28/73
vs. Indiana	11/20/70
Louie Dampier, Kentucky	02/07/70
Indiana	04/01/74

3-PT FIELD GOALS ATTEMPTED

Spurs Individual	13
Spurs Team	19
Opponent Individual	18
Opponent Team	28

Glen Combs vs. Los Angeles	01/20/70
vs. Denver	03/05/71
Mike Butler vs. New Orleans	02/06/70
vs. Minnesota	02/12/69

FREE THROWS MADE

Spurs Individual	17
Spurs Team	47
Opponent Individual	18
Opponent Team	42

three times	
vs. Kentucky	02/20/70
Jimmy Jones, New Orleans	02/17/68
two times	

FREE THROWS ATTEMPTED

Spurs Individual	19
Spurs Team	61
Opponent Individual	25
Opponent Team	62

three times	
vs. New York	12/10/69
two times	
Minnesota	12/05/67

REBOUNDS

Spurs Individual	35
Spurs Team	80
Opponent Individual	33
Opponent Team	93

Manny Leaks vs. Kentucky	11/27/70
vs. San Diego	04/01/75
Billy Paultz, New York	12/17/71
Denver	04/08/70

ASSISTS

Spurs Individual	16
Spurs Team	47
Opponent Individual	22
Opponent Team	41

Glen Combs vs. Miami	02/10/70
vs. Indiana	01/29/76
Johnny Neumann, at Memphis	03/27/73
at Utah	11/10/70

BLOCKS

Spurs Individual	8
Spurs Team	20

George Johnson vs. Miami	12/01/71
vs. Kentucky	12/13/75

STEALS

Spurs Individual	8
------------------	---

Charles Beasley vs. New Orleans...	11/30/68
------------------------------------	----------

SPURS INDIVIDUAL RECORDS

POINTS

Game	71
1st Half	53
2nd Half	47
1st Quarter	21
2nd Quarter	33
3rd Quarter	22
4th Quarter	28
Consecutive	24
HemisFair Arena Points	53
Alamodome Points	53
AT&T Center Points	43
Season	2,585
Career	26,496
Season Average	33.1
Career Average	27.3
1,000 Pt. Seasons	17
Consecutive 20 Pt. Games	53
Consecutive 30 Pt. Games	10
Consecutive Double Figure Games	407

FIELD GOALS MADE

Game	26
Half	19
Quarter	12
Season	1,024
Career	10,285

FIELD GOALS ATTEMPTED

Game	49
Half	34
Quarter	20
Season	1,987
Career	20,334

FIELD GOAL PERCENTAGE

Game	1.000
Season	.632
Career	.620

3-PT FIELD GOALS MADE

Game	9
Half	6
Quarter	6
Season	191
Career	1,431

3-PT FIELD GOALS ATTEMPTED

Game	16
Half	10
Quarter	7
Season	463
Career	3,863

3-PT FIELD GOAL PERCENTAGE

High Game	1.000
Low Game	.000
Season	.472
Career	.413

FREE THROWS MADE

Game	18
Half	15
Quarter	11
Season	693
Career	6,035

FREE THROWS ATTEMPTED

Game	25
Half	19
Quarter	12
Season	925
Career	8,468

David Robinson at L.A. Clippers	04/24/94
George Gervin at New Orleans	04/09/78
David Robinson at L.A. Clippers	04/24/94
George Gervin vs. Denver	01/08/80
George Gervin at Boston	02/27/80
George Gervin at New Orleans	04/09/78
George Gervin vs. Indiana	03/19/83
George Gervin vs. San Diego	11/08/78
George Gervin vs. Houston	03/30/79
David Robinson at L.A. Clippers	04/24/94
Manu Ginobili at Atlanta	02/21/07
George Gervin vs. Denver	01/08/80
Tim Duncan vs. Dallas	12/26/01
Manu Ginobili vs. Orlando	04/02/10
George Gervin	1979-80
Tim Duncan	1997-16
George Gervin	1979-80
George Gervin	1976-85
Tim Duncan	1997-16
George Gervin	1981-82
George Gervin	1979-80
George Gervin	1978-83

David Robinson at L.A. Clippers	04/24/94
George Gervin at New Orleans (1st)	04/09/78
George Gervin at New Orleans (2nd)	04/09/78
George Gervin	1979-80
Tim Duncan	1997-2016

George Gervin at New Orleans	04/09/78
George Gervin at New Orleans (1st)	04/09/78
George Gervin at New Orleans (2nd)	04/09/78
George Gervin	1981-82
Tim Duncan	1997-2016

Fabricio Oberto vs. Phoenix (11-11)	11/08/06
Steve Johnson (362-573)	1985-86
Artis Gilmore (2,208-3,562)	1982-87

Chuck Person at Vancouver	12/30/97
Most recent, Kawhi Leonard at Memphis (2nd)	12/03/15
Manu Ginobili at Minnesota (2nd)	02/21/08
Danny Green	2014-15
Manu Ginobili	2002-present

Jaren Jackson vs. Dallas	11/20/99
Jaren Jackson vs. Dallas (1st)	11/20/99
Most recent, Davis Bertans vs. L.A. Lakers (4th)	04/05/17
Chuck Person	1995-96
Manu Ginobili	2002-present

Steve Smith at Portland (8-8)	11/03/01
Chuck Person at Minnesota (0-7)	11/11/97
Steve Smith (116-246)	2001-2002
Matt Bonner (656-1588)	2006-2016

Most recent, Manu Ginobili at Phoenix	01/29/09
George Gervin at New Orleans (1st)	04/09/78
Most recent, Manu Ginobili vs. Memphis (4th)	02/27/11
David Robinson	1993-94
David Robinson	1989-2003

David Robinson at L.A. Clippers	04/24/94
David Robinson at L.A. Clippers (2nd)	04/24/94
Most recent, Dominique Wilkins vs. Denver (2nd)	11/03/96
David Robinson	1993-94
Tim Duncan	1997-2016

SPURS INDIVIDUAL RECORDS

FREE THROW PERCENTAGE

Game	1.000	Manu Ginobili at Phoenix (18-18)	01/29/09
Season	.918	Michael Finley (90-98)	2006-07
Career	.847	Kawhi Leonard (1,236-1,459)	2011-present

REBOUNDS

Game	32	Dennis Rodman vs. Dallas	01/22/94
Half	20	Dennis Rodman vs. Dallas (1st)	01/22/94
Quarter	15	Dennis Rodman vs. Golden State (3rd)	02/26/95
Season	1,367	Dennis Rodman	1993-94
Career	15,091	Tim Duncan	1997-2016

OFFENSIVE REBOUNDS

Game	16	Terry Cummings at Golden State	02/28/90
Half	10	Most recent, Will Perdue at Sacramento (1st)	04/14/97
Quarter	8	Dennis Rodman at Indiana (4th)	01/22/95
Season	453	Dennis Rodman	1993-94
Career	3,859	Tim Duncan	1997-2016

DEFENSIVE REBOUNDS

Game	23	Most recent, Tim Duncan at Miami	02/01/03
Half	13	Most recent, Dennis Rodman vs. Dallas (1st)	01/22/94
Quarter	10	Dave Corzine vs. Houston (4th)	01/15/82
Season	914	Dennis Rodman	1993-94
Career	11,232	Tim Duncan	1997-2016

ASSISTS

Game	24	John Lucas vs. Denver	04/15/84
Half	14	Most recent, Avery Johnson vs. Vancouver (2nd)	12/17/97
Quarter	14	John Lucas vs. Denver (2nd)	04/15/84
Season	816	Johnny Moore	1984-85
Career	6,349	Tony Parker	2001-present

TURNOVERS

Game	11	Most recent, Artis Gilmore at Dallas	04/16/83
Half	9	Artis Gilmore at Dallas (2nd)	04/16/83
Quarter	6	Artis Gilmore at Dallas (3rd)	04/16/83
Season	306	George Gervin	1977-78
Career	3,380	Tim Duncan	1997-2016

STEALS

Game	11	Larry Kenon at Kansas City	12/26/76
Half	7	Most recent, Alvin Robertson vs. Miami (1st)	04/04/89
Quarter	7	Alvin Robertson vs. Detroit (1st)	03/25/88
Season	301	Alvin Robertson	1985-86
Career	1,388	David Robinson	1989-2003

BLOCKS

Game	13	George Johnson vs. Golden State	02/24/81
Half	11	George Johnson vs. Golden State (2nd)	02/24/81
Quarter	7	David Robinson vs. Minnesota (4th)	02/02/96
Season	320	David Robinson	1990-91
Career	3,020	Tim Duncan	1997-2016

SPURS TEAM RECORDS

POINTS

HIGHS	Overtime Game	171	vs. Milwaukee (3OT)	03/06/82
	Regulation Game	163	vs. San Diego	11/08/78
	1st Half	89	at Washington	03/20/77
	2nd Half	91	at Denver	01/11/84
	1st Quarter	47	vs. Denver	04/22/93
	2nd Quarter	50	at Houston	11/17/84
	3rd Quarter	47	vs. Boston	02/14/79
	4th Quarter	53	at Denver	01/11/84
	1st Overtime	20	at Seattle	01/30/77
	2nd Overtime	17	at Dallas	12/09/08
	3rd Overtime	14	Most recent, vs. Atlanta	03/20/84
	Season	9,862	(120.3 ppg)	1983-84
	Game	64	Most recent, at Utah	04/04/08
	1st Half	28	at Houston	01/15/05
	2nd Half	25	at Philadelphia	02/11/11
LOWS	1st Quarter	5	vs. Atlanta	02/25/08
	2nd Quarter	8	at Houston	12/01/01
	3rd Quarter	9	Most recent, at Boston	04/04/12
	4th Quarter	8	Most recent, at New Orleans	03/12/08

SPURS TEAM RECORDS

1st Overtime	4	Most recent, at New York	03/17/15
2nd Overtime	5	vs. L.A. Lakers	10/26/85
3rd Overtime	5	vs. Memphis	12/17/14
Season	7,418	(90.5 ppg)	1996-97
Largest Margin of Victory	51	at Philadelphia	12/07/15
Largest Margin of Defeat	46	at Phoenix	04/15/89

FIELD GOALS MADE

HIGHS	Game	68	vs. San Diego	11/08/78
	Half	36	vs. Milwaukee (3OT)	03/06/82
	Quarter	22	vs. Boston (2nd)	02/14/79
	Season	3,927	vs. Boston (3rd)	02/14/79
LOWS	Game	21	1978-79
	Half	8	at Miami	02/01/03
	Quarter	1	Most recent, at Utah (2nd)	04/04/08
	Season	2,827	vs. Atlanta (1st)	02/25/08
			1996-97

FIELD GOALS ATTEMPTED

HIGHS	Game	127	at Golden State	02/28/90
	Half	68	at Denver (1st)	02/04/81
	Quarter	39	at Denver (1st)	02/04/81
	Season	7,760	1978-79
LOWS	Game	56	at Miami	02/01/03
	Half	24	vs. Cleveland (2nd)	11/01/97
	Quarter	9	vs. Cleveland (3rd)	11/01/97
	Season	6,187	1997-98

FIELD GOAL PERCENTAGE

HIGHS	Game	.707	at Dallas (53-75)	04/16/83
	Half	.839	vs. Cleveland (26-31) (1st)	12/11/04
	Quarter	.950	at Houston (19-20) (1st)	03/08/86
	Season	.513	(3,698-7,202)	1984-85
LOWS	Game	.239	at Toronto (22-92)	02/07/02
	Half	.220	at Seattle (9-41) (2nd)	03/06/81
	Quarter	.059	vs. Atlanta (1-17) (1st)	02/25/08
	Season	.442	(2,842-6,434)	2003-04

3-PT FIELD GOALS MADE

HIGHS	Game	20	vs. Dallas	12/23/12
	Half	12	Most recent, at Charlotte (1st)	12/08/12
	Quarter	8	Most recent, vs. Golden State (2nd)	03/11/17
	Season High	753	2016-17
	Season Low	15	1980-81

3-PT FIELD GOALS ATTEMPTED

HIGHS	Game	36	at Denver	12/18/12
	Half	24	Most recent, at Denver	12/18/12
	Quarter	14	Most recent, vs. Miami (3rd)	11/07/08
	Season High	1,927	2016-17
	Season Low	85	1980-81

3-PT FIELD GOAL PERCENTAGE

HIGHS	Game	1.000	vs. Milwaukee (6-6)	12/22/90
	Half	1.000	vs. Sacramento (8-8) (2nd)	02/21/02
	Season	.407	(445-1094)	2000-01
LOWS	Game	.000	at Dallas (0-12)	04/07/05
	Half	.000	vs. Atlanta (0-12) (2nd)	11/12/92
	Season	.176	(15-85)	1980-81

FREE THROWS MADE

HIGHS	Game	45	Most recent, vs. Kansas City	11/17/83
	Half	29	vs. Dallas (2nd)	11/29/84
	Quarter	21	at Denver (4th)	04/10/10
	Season	2,052	1980-81
LOWS	Game	2	vs. Dallas	11/20/99
	Half	0	Most recent, at Minnesota (1st)	03/21/17
	Quarter	0	Numerous Times	2008-09
	Season	1,249	

FREE THROWS ATTEMPTED

HIGHS	Game	57	vs. Kansas City	11/17/83
	Half	40	at Denver (2nd)	04/10/10
	Quarter	28	at Denver (4th)	04/10/10
	Season	2,668	1980-81
LOWS	Game	5	Most recent, at Chicago	12/08/16
	Half	0	Most recent, at Minnesota (1st)	03/21/17
	Quarter	0	Numerous Times	2008-09
	Season	1,641	

SPURS TEAM RECORDS

FREE THROW PERCENTAGE

HIGHS	Game	1.000	at Dallas (26-26)	12/20/14
	Half	1.000	Most recent, vs. Minnesota (20-20) (1st)	04/17/13
	Quarter	1.000	vs. New York (17-17) (3rd)	12/13/78
	Season	.807	(2,042-2,528)	1979-80
LOWS	Game	.316	vs. L.A. Clippers (6-19)	12/13/05
	Half	.000	Numerous Times	
	Season	.681	(1,409-2,069)	2003-04

REBOUNDS

HIGHS	Game	75	vs. Houston (20T)	01/04/92
	Half	42	vs. Denver (2nd)	04/08/97
	Quarter	25	vs. Houston (4th)	04/01/83
	Season	3,886	(47.4 rpg)	1980-81
LOWS	Game	25	Most recent, at Portland	11/20/06
	Half	7	vs. Boston (1st)	03/13/86
	Quarter	1	vs. New York	01/02/14
	Season	3,230	(39.4 rpg)	1996-97

OFFENSIVE REBOUNDS

HIGHS	Game	37	at Golden State	02/28/90
	Half	25	vs. Denver (2nd)	04/08/97
	Quarter	15	vs. Denver (4th)	04/08/97
	Season	1,304	1980-81
LOWS	Game	0	at Utah	01/23/02
	Half	0	Most recent, at New Orleans (1st)	12/26/14
	Quarter	0	Numerous Times	
	Season	666	2012-13

DEFENSIVE REBOUNDS

HIGHS	Game	52	vs. Denver	12/19/90
	Half	28	Most recent, at Houston (2nd)	11/14/06
	Quarter	18	vs. Houston (4th)	04/01/83
	Season	2,831	2015-16
LOWS	Game	15	Most recent, at Portland	11/21/86
	Half	3	vs. Boston (1st)	03/13/86
	Quarter	0	Most recent, at Utah (3rd)	02/18/89
	Season	2,129	1996-97

ASSISTS

HIGHS	Game	50	vs. Denver	04/15/84
	Half	27	Most recent, vs. Denver (2nd)	12/18/87
	Quarter	19	vs. Denver (2nd)	04/15/84
	Season	2,361	1983-84
LOWS	Game	8	at Utah	04/04/08
	Half	1	at Cleveland (2nd)	01/02/07
	Quarter	0	Most recent, at Golden State (3rd)	02/20/15
	Season	1,636	2002-03

TURNOVERS

HIGHS	Game	40	Most recent, at Golden State	02/15/89
	Half	26	at Golden State (2nd)	02/15/89
	Quarter	17	Most recent, at Golden State (3rd)	02/15/89
	Season	1,689	1988-89
LOWS	Game	3	vs. Orlando	11/21/07
	Half	0	Most recent, vs. Orlando (1st)	11/21/07
	Quarter	0	Numerous Times	
	Season	963	2008-09

STEALS

HIGHS	Game	22	vs. Miami	01/23/89
	Half	13	Most recent, vs. Utah (2nd)	01/15/85
	Quarter	11	at Denver (2nd)	04/20/89
	Season	961	1988-89
LOWS	Game	0	Most recent, at New Jersey	02/14/11
	Half	0	Numerous Times	
	Season	474	2008-09

BLOCKS

HIGHS	Game	20	Most recent, vs. Chicago	11/26/99
	Half	15	vs. Golden State (2nd)	02/24/81
	Quarter	9	Most recent, vs. Philadelphia (3rd)	02/28/98
	Season	643	1980-81
LOWS	Game	0	Numerous Times	
	Season	325	1986-87

SPURS TEAM RECORDS

PERSONAL FOULS

HIGHS	Game	45	vs. Utah	11/08/97
	Half	28	at L.A. Lakers (2nd)	11/26/89
	Quarter	15	at Houston (4th)	04/10/15
	Season	2,217	1981-82
LOWS	Game	7	at Houston	04/13/84
	Half	1	vs. Brooklyn (1st)	11/22/14
	Quarter	0	Numerous Times	
	Season	1,427	2012-13

WINS

Most Consecutive Wins	19	2013-14
Most Consecutive Home Wins	39	2015-16
Most Consecutive Road Wins	9	2005-06
Most Wins, Season	67	2015-16
Most Home Wins, Season	40	2015-16
Most Road Wins, Season	31	2013-14

OPPONENT RECORDS

POINTS

INDIVIDUAL	Game	57	(2) Most recent, Kyrie Irving vs. Cleveland	03/12/15
	1st Half	32	Larry Bird vs. Boston	02/21/87
	2nd Half	35	Billy Knight vs. Indiana	11/11/80
	1st Quarter	22	Most recent, Al Harrington vs. Atlanta	11/15/05
TEAM HIGHS	2nd Quarter	20	Most recent, Wally Szczerbiak at Seattle	11/25/07
	3rd Quarter	20	Michael Jordan at Chicago	01/17/92
	4th Quarter	26	Stephon Marbury at Phoenix	11/29/02
	Game	166	vs. Milwaukee (3OT)	03/06/82
TEAM LOWS	1st Half	90	vs. Denver	11/07/90
	2nd Half	87	vs. Atlanta	11/27/79
	1st Quarter	49	at Portland	11/25/90
	2nd Quarter	46	at Phoenix	04/15/89
TEAM HIGHS	3rd Quarter	48	vs. Denver	04/13/82
	4th Quarter	48	at Portland	01/09/77
	Season	9,884	(120.5 ppg)	1983-84
	Game	55	at Indiana	03/29/98
TEAM LOWS	1st Half	22	vs. Denver	11/27/02
	2nd Half	21	at Indiana	03/29/98
	1st Quarter	3	vs. Denver	11/27/02
	2nd Quarter	7	vs. Memphis	10/30/13
TEAM HIGHS	3rd Quarter	5	vs. Brooklyn	12/31/12
	4th Quarter	6	vs. Toronto	11/01/02
	Season	6,909	(84.3 ppg)	2003-04

FIELD GOALS MADE

INDIVIDUAL	Game	24	Purvis Short at Golden State	01/07/84
	Half	14	Purvis Short at Golden State (2nd)	01/07/84
	Quarter	11	Stephon Marbury at Phoenix (4th)	11/29/02
	Season	68	Most recent, vs. Milwaukee	03/06/82
TEAM HIGHS	Game	40	vs. Atlanta (1st)	11/27/79
	Half	40	1979-80
	Season	4,000	11/08/97
	Game	19	vs. Utah	11/02/07
TEAM LOWS	Half	7	vs. Sacramento (2nd)	2003-04
	Season	2,613	

FIELD GOALS ATTEMPTED

INDIVIDUAL	Game	41	Kobe Bryant at L.A. Lakers	02/14/03
	Half	22	Stephon Marbury at Phoenix (2nd)	11/29/02
	Quarter	15	Most recent, Al Harrington vs. Atlanta (1st)	11/15/05
	Season	130	at Houston	04/13/84
TEAM HIGHS	Game	65	at Utah (2nd)	02/23/84
	Half	35	at Utah (3rd)	02/23/84
	Quarter	8,075	1976-77
	Season	56	at Memphis	02/24/06
TEAM LOWS	Game	26	at New York (2nd)	02/08/08
	Half	11	vs. Utah (2nd)	11/08/97
	Quarter	6,359	2004-05
	Season		

OPPONENT RECORDS

FIELD GOAL PERCENTAGE

INDIVIDUAL HIGH	Game	1.000	Most recent, Devin Harris (8-8) at Dallas	11/05/05
INDIVIDUAL LOW	Game	.000	Tim Hardaway vs. Golden State (0-17)	12/21/91
TEAM HIGHS	Game	.663	at Denver (57-86)	01/02/76
	Season	.507	(3,704-7,310)	1986-87
TEAM LOWS	Game	.259	vs. Detroit (21-81)	02/21/99
	Half	.186	at Phoenix (1st, 8-43)	02/28/15
	Season	.402	(1,631-4,061)	1998-99

3-PT FIELD GOALS MADE

INDIVIDUAL	Game	8	Kevin Love vs. Minnesota	12/13/13
	Half	6	Most recent, Kevin Love vs. Minnesota (2nd)	12/13/13
	Quarter	5	Most recent, Kevin Love vs. Minnesota (3rd)	12/13/13
TEAM HIGHS	Game	17	at Golden State	02/20/15
	Half	12	at Miami (2nd)	01/17/12
	Quarter	8	at Portland (3rd)	02/21/12
	Season	668		2016-17
TEAM LOWS	Game	0	Numerous Times	
	Season	45		1980-81

3-PT FIELD GOALS ATTEMPTED

INDIVIDUAL	Game	17	George McCloud at Dallas	03/29/96
	Half	11	George McCloud at Dallas (2nd)	03/29/96
	Quarter	10	George McCloud at Dallas (4th)	03/29/96
TEAM HIGHS	Game	47	at Houston	11/12/16
	Half	27	at Houston	11/12/16
	Quarter	16	at New Orleans (4th)	01/09/04
	Season	1,942		2016-17
TEAM LOWS	Game	0	Numerous Times	
	Season	700		1991-92

3-PT FIELD GOAL PERCENTAGE

INDIVIDUAL	High Game	1.000	Kyrie Irving, vs. Cleveland (7-7)	03/12/15
	Low Game	.000	Most recent, Baron Davis at Golden State (0-7)	03/26/07
TEAM HIGHS	Game	1.000	at Oklahoma City (3-3)	04/12/91
	Season	.387	(552-1,425)	1996-97
TEAM LOWS	Game	.000	vs. Sacramento (0-13)	11/29/00
	Season	.241	(52-216)	1983-84

FREE THROWS MADE

INDIVIDUAL	Game	20	Most recent, Moses Malone at Washington	03/14/88
	Half	14	Jay Vincent at Dallas (1st)	03/19/85
	Quarter	10	Most recent, Dwight Howard at Houston (3rd)	01/28/14
TEAM HIGHS	Game	46	at Denver	12/26/84
	Half	29	vs. Minnesota (1st)	01/17/17
	Season	2,105		1988-89
TEAM LOWS	Game	3	Most recent, vs. L.A. Clippers	03/13/07
	Half	0	Most recent, at Dallas (2nd)	04/07/17
	Season	1,221		2015-16

FREE THROWS ATTEMPTED

INDIVIDUAL	Game	28	DeAndre Jordan, at LA Clippers	02/19/15
	Half	26	Josh Smith at Houston (2nd)	04/10/15
	Quarter	16	Josh Smith at Houston (4th)	04/10/15
TEAM HIGHS	Game	58	vs. Utah	03/29/97
	Half	37	vs. Utah (2nd)	03/29/97
	Season	2,714		1988-89
TEAM LOWS	Game	5	Most recent, vs. Atlanta	12/02/13
	Half	0	Most recent, at Dallas (2nd)	04/07/17
	Season	1,611		2015-16

FREE THROW PERCENTAGE

INDIVIDUAL	Game	1.000	Dominique Wilkins, vs. Atlanta (18-18)	01/13/88
TEAM HIGHS	Game	1.000	Most recent, at New Orleans	03/03/16
	Season	.777	(1,283-1,651)	2001-02
TEAM LOWS	Game	.313	vs. Denver (5-16)	04/18/07
	Season	.714	(1,491-2,089)	1994-95

REBOUNDS

INDIVIDUAL	Game	30	Andrew Bynum vs. L.A. Lakers	04/11/12
	Half	17	Most recent, Moses Malone at Houston (1st)	04/07/79
	Quarter	11	Most recent, Marcus Camby at Denver (2nd)	10/29/03
TEAM HIGHS	Game	77	at Houston (OT)	04/13/84
	Half	40	Most recent, at Denver (1st)	12/11/79
	Quarter	24	Most recent, vs. Golden State (4th)	02/24/81
	Season	4,016		1976-77
TEAM LOWS	Game	22	vs. Seattle	04/03/07
	Half	7	vs. Detroit (1st)	02/17/98
	Quarter	1	vs. L.A. Clippers (1st)	01/04/14
	Season	3,207		2006-07

OFFENSIVE REBOUNDS

INDIVIDUAL	Game	15	Moses Malone at Houston	04/07/79
	Half	10	Jahidi White at Washington (2nd)	01/15/02
	Quarter	7	Jahidi White at Washington (3rd)	01/15/02
TEAM HIGHS	Game	35	at Houston (OT)	04/13/84
	Half	19	at Dallas (1st)	04/16/83
	Season	1,345	1977-78
TEAM LOWS	Game	1	Most recent, at Miami	02/09/16
	Half	0	Most recent, at Minnesota (2nd)	03/08/16
	Season	745	2008-09

DEFENSIVE REBOUNDS

INDIVIDUAL	Game	25	Artis Gilmore at Chicago	12/22/78
	Half	14	Artis Gilmore at Chicago (1st)	12/22/78
	Quarter	49	at New Orleans	11/05/76
TEAM HIGHS	Game	27	vs. L.A. Lakers (2nd)	04/13/98
	Half	17	vs. Sacramento (2nd)	02/16/86
	Quarter	2,687	1976-77
TEAM LOWS	Game	13	at Dallas	01/15/94
	Half	4	vs. Detroit (1st)	03/09/11
	Quarter	0	vs. Denver (4th)	11/01/05
	Season	2,153	1993-94

ASSISTS

INDIVIDUAL	Game	28	John Stockton at Utah	01/15/91
	Half	15	John Stockton at Utah (2nd)	01/15/91
	Quarter	10	Most recent, Mark Price at Cleveland (1st)	03/23/93
TEAM HIGHS	Game	51	at Phoenix	02/02/79
	Half	28	vs. Atlanta (2nd)	11/27/79
	Quarter	17	at Dallas (1st)	01/26/88
TEAM LOWS	Season	2,537	1979-80
	Game	7	Most recent, at New Orleans	03/30/05
	Half	1	Most recent, vs. Boston (1st)	03/17/08
	Quarter	0	Most recent, vs. Toronto (1st)	01/03/17
	Season	1,336	2005-06

TURNOVERS

INDIVIDUAL	Game	10	Most recent, Maurice Lucas at New Jersey	02/24/80
	Half	7	Most recent, Baron Davis at L.A. Clippers (1st)	02/06/10
	Quarter	37	at New Orleans	11/05/76
TEAM HIGHS	Game	22	vs. Portland (1st)	11/13/76
	Half	13	vs. Portland (2nd)	11/13/76
	Quarter	1,699	1978-79
TEAM LOWS	Season	3	vs. Sacramento	12/08/02
	Game	0	at Phoenix (1st)	04/13/11
	Half	0	Numerous Times	
	Quarter	0	
	Season	961	2008-09

STEALS

INDIVIDUAL	Game	8	Most recent, Chris Webber vs. Washington	11/26/97
	Half	6	Most recent, Chris Webber vs. Washington (1st)	11/26/97
	Quarter	4	Most recent, Josh Howard at Dallas (2nd)	11/05/05
TEAM HIGHS	Game	25	at Golden State	02/15/89
	Half	17	at Golden State (2nd)	02/15/89
	Quarter	10	at Golden State (3rd)	02/15/89
TEAM LOWS	Season	915	1988-89
	Game	0	vs. Minnesota	03/18/04
	Half	0	Numerous Times	
	Quarter	0	
	Season	531	2008-09

BLOCKS

INDIVIDUAL	Game	14	Mark Eaton at Utah	02/18/89
	Half	7	Most recent, Hakeem Olajuwon vs. Toronto (1st)	12/12/01
	Quarter	6	Mark Eaton at Utah (2nd & 4th)	02/18/89
TEAM HIGHS	Game	19	at Utah	02/18/89
	Half	12	at L.A. Clippers (1st)	03/26/86
	Quarter	9	at Utah (1st)	02/18/89
TEAM LOWS	Season	545	1988-89
	Game	0	Numerous Times	
	Half	0	
	Quarter	0	
	Season	317	2015-16

PERSONAL FOULS

TEAM HIGHS	Game	43	Most recent, at Kansas City	12/11/84
	Half	24	vs. Dallas (2nd)	03/05/04
	Quarter	17	vs. Cleveland (4th)	01/24/91
TEAM LOWS	Season	2,199	1982-83
	Game	5	vs. Dallas	11/20/99
	Half	2	Most recent, at Utah (1st)	02/25/16
	Quarter	0	Most recent, at Memphis (4th)	02/06/17
	Season	1,511	2008-09

SPURS PLAYOFF RECORDS

POINTS

INDIVIDUAL	Game	46	George Gervin vs. Washington	04/18/78
	Half	31	Most recent, Tony Parker at Dallas (1st)	04/25/09
	Quarter	21	Tim Duncan vs. Dallas (2nd)	05/17/06
TEAM HIGHS	Game	152	vs. Denver	04/27/83
	Half	82	vs. Denver (1st)	04/27/83
	Quarter	43	Most recent, vs. Oklahoma City (1st)	04/30/16
TEAM LOWS	Overtime	24	vs. Phoenix	04/19/08
	Game	67	at Dallas	04/23/09
	Half	28	Most recent, at L.A. Lakers (2nd)	05/25/01
	Quarter	8	at L.A. Lakers (4th)	05/25/01
	Overtime	3	at Golden State	05/12/13
Largest Margin of Victory		40	vs. Denver	05/04/83
Largest Margin of Defeat		47	at L.A. Lakers	04/17/86

FIELD GOALS MADE

INDIVIDUAL	Game	19	Most recent, George Gervin vs. Houston.	04/04/80
	Half	13	George Gervin vs. Washington (2nd)	05/11/79
	Quarter	10	George Gervin vs. Washington (3rd)	05/11/79
TEAM HIGHS	Game	67	vs. Denver	05/04/83
	Half	34	vs. Denver (2nd)	05/04/83
	Quarter	18	Most recent, vs. Oklahoma City (1st)	04/30/16
TEAM LOWS	Game	25	Most recent, at Dallas	04/23/09
	Half	7	vs. L.A. Lakers (2nd)	05/21/01
	Quarter	2	Most recent, vs. Phoenix (3rd)	04/25/00

FIELD GOALS ATTEMPTED

INDIVIDUAL	Game	32	George Gervin vs. Washington.	05/11/79
	Half	19	George Gervin vs. Washington (2nd)	05/11/79
	Quarter	13	Most recent, Tim Duncan vs. Detroit (3rd)	06/23/05
TEAM HIGHS	Game	124	vs. Denver	05/04/83
	Half	63	vs. Denver (2nd)	05/04/83
	Quarter	38	vs. Denver (3rd)	05/04/83
TEAM LOWS	Game	60	Most recent, at L.A. Lakers	05/23/99
	Half	27	Most recent, vs. Memphis (2nd)	04/17/17
	Quarter	8	vs. L.A. Lakers (4th)	05/17/99

FIELD GOAL PERCENTAGE

INDIVIDUAL	Game	1.000	Numerous Times	
	Game	.622	vs. Phoenix (51-82)	04/26/96
	Half	.758	at Miami (25-33) (1st)	06/10/14
TEAM HIGHS	Quarter	.867	at Miami (13-15) (1st)	06/10/14
	Game	.302	at L.A. Lakers (26-86)	05/15/04
	Half	.213	at L.A. Lakers (10-47) (2nd)	05/15/04
TEAM LOWS	Quarter	.125	vs. Utah (2-16) (4th)	04/30/94

3-PT FIELD GOALS MADE

INDIVIDUAL	Game	8	Michael Finley vs. Denver	05/02/07
	Half	6	Danny Green, vs. Miami (2nd)	06/11/13
	Quarter	4	Most recent, Patty Mills vs. Memphis (4th)	04/25/17
TEAM HIGHS	Game	16	vs. Miami	06/11/13
	Half	9	Most recent, vs. Miami (2nd)	06/08/14
	Quarter	6	Most recent, vs. Memphis (2nd)	04/25/17
TEAM LOWS	Game	0	Numerous Times	

3-PT FIELD GOALS ATTEMPTED

INDIVIDUAL	Game	12	Most recent, Patty Mills vs. Houston.	05/09/17
	Half	8	Most recent, Patty Mills vs. Houston (2nd)	05/09/17
	Quarter	7	Marco Belinelli vs. L.A. Clippers (2nd)	04/30/99
TEAM HIGHS	Game	35	at Oklahoma City	05/31/14
	Half	19	at L.A. Clippers (2nd)	04/19/15
	Quarter	14	at L.A. Clippers (4th)	04/19/15
TEAM LOWS	Game	0	Numerous Times	

3-PT FIELD GOAL PERCENTAGE

INDIVIDUAL	Game	1.000	Most recent, Danny Green vs. Miami (5-5)	06/09/013
	Game	.750	vs. Seattle (3-4)	05/02/82
	Half	1.000	Numerous Times	
TEAM LOWS	Game	.000	Numerous Times	

FREE THROWS MADE

INDIVIDUAL	Game	19	Most recent, Kawhi Leonard vs. Memphis	04/17/17
	Half	13	Most recent, Malik Rose vs. Dallas (1st)	05/21/03
	Quarter	11	Manu Ginobili at Utah (4th)	05/28/07
TEAM HIGHS	Game	39	Most recent, at Denver	05/02/05
	Half	27	Most recent, at L.A. Lakers (1st)	05/23/99
	Quarter	19	at Utah (4th)	05/28/07
TEAM LOWS	Game	5	at L.A. Lakers	05/23/08
	Half	1	Most recent, at Houston (1st)	05/11/17
	Quarter	0	Numerous Times	

SPURS PLAYOFF RECORDS

FREE THROWS ATTEMPTED

INDIVIDUAL	Game	23	Most recent, Tim Duncan vs. Dallas	05/22/06
	Half	15	David Robinson vs. Phoenix (2nd)	05/16/93
	Quarter	13	Manu Ginobili at Utah (4th)	05/28/07
TEAM HIGHS	Game	54	at L.A. Lakers.	05/23/99
	Half	37	at L.A. Lakers (1st).	05/23/99
TEAM LOWS	Quarter	25	Most recent, at Utah (4th).	05/28/07
	Game	9	vs. Washington	04/25/78
	Half	1	at Dallas (1st)	04/26/14
	Quarter	0	Numerous times	

FREE THROW PERCENTAGE

INDIVIDUAL	Game	1.000	Most recent, Kawhi Leonard vs. Memphis (19-19)	04/17/17
	Half	1.000	Tim Duncan at L.A. Lakers (12-12) (1st)	05/22/99
	Quarter	1.000	Numerous Times	
TEAM HIGHS	Game	1.000	at Portland (25-25).	05/10/14
	Half	1.000	Numerous Times	
TEAM LOWS	Game	.429	Most recent, vs. Portland (6-14)	05/08/14
	Half	.111	vs. L.A. Lakers (1-9) (2nd)	05/02/04
	Quarter	.000	Numerous Times	

REBOUNDS

INDIVIDUAL	Game	25	Tim Duncan at L.A. Lakers	05/14/02
	Half	15	Tim Duncan vs. Dallas (1st)	05/07/01
	Quarter	11	Tim Duncan at Phoenix (2nd)	04/25/03
TEAM HIGHS	Game	75	vs. Denver	05/04/83
	Half	38	vs. Denver (2nd)	05/04/83
TEAM LOWS	Quarter	25	vs. Denver (4th).	05/04/83
	Game	18	at L.A. Lakers.	04/17/86
	Half	4	at L.A. Lakers (1st).	04/17/86
	Quarter	0	at L.A. Lakers (2nd)	04/17/86

OFFENSIVE REBOUNDS

INDIVIDUAL	Game	10	David Robinson at L.A. Lakers	05/14/95
	Half	7	Nazr Mohammed vs. Denver (2nd).	04/24/05
	Quarter	5	Most recent, LaMarcus Aldridge vs. Houston (4th).	05/09/17
TEAM HIGHS	Game	27	at Philadelphia	04/20/78
	Half	17	vs. Phoenix (2nd)	04/29/92
TEAM LOWS	Quarter	10	at Portland (2nd)	05/15/90
	Game	3	Most recent, vs. Memphis	04/19/16
	Half	0	Most recent, vs. Miami (1st)	06/13/13
	Quarter	0	Numerous Times	

DEFENSIVE REBOUNDS

INDIVIDUAL	Game	20	Tim Duncan at Phoenix.	04/25/03
	Half	11	Most recent, Tim Duncan vs. L.A. Lakers (2nd).	05/27/08
	Quarter	10	Tim Duncan at Phoenix (2nd)	04/25/03
TEAM HIGHS	Game	56	vs. Denver	05/04/83
	Half	28	vs. Denver (1st and 2nd)	05/04/83
TEAM LOWS	Quarter	16	vs. New Jersey (4th).	06/15/03
	Game	13	at L.A. Lakers.	04/17/86
	Half	3	at L.A. Lakers (1st).	04/17/86
	Quarter	0	at L.A. Lakers (2nd)	04/17/86

ASSISTS

INDIVIDUAL	Game	20	Johnny Moore vs. Denver	04/27/83
	Half	11	Most recent, Rod Strickland vs. Portland (2nd)	05/10/90
	Quarter	8	Most recent, Tony Parker vs. Memphis (3rd)	05/21/13
TEAM HIGHS	Game	51	vs. Denver	05/04/83
	Half	27	vs. Denver (2nd)	05/04/83
TEAM LOWS	Quarter	16	vs. Denver (3rd).	05/04/83
	Game	10	at Dallas	04/23/09
	Half	2	at Utah (2nd).	05/28/07
	Quarter	1	Numerous times	

PERSONAL FOULS

TEAM HIGHS	Game	37	Most recent, at Portland	05/01/93
	Half	22	vs. L.A. Clippers (2nd)	04/22/15
	Quarter	16	at L.A. Lakers (4th)	05/15/04
TEAM LOWS	Game	11	vs. Memphis.	04/17/16
	Half	3	vs. Memphis (2nd)	04/17/16
	Quarter	0	Most recent, vs. Oklahoma City (3rd)	04/30/16

SPURS PLAYOFF RECORDS

STEALS

INDIVIDUAL	Game	6	Most recent, Manu Ginobili vs. Dallas	05/04/14
	Half	5	Kawhi Leonard at Memphis (2nd)	04/22/17
	Quarter	4	Kawhi Leonard at Dallas (1st)	04/26/14
TEAM HIGHS	Game	17	at L.A. Lakers	04/29/88
	Half	11	at L.A. Lakers (1st)	04/29/88
TEAM LOWS	Quarter	7	Most recent, vs. L.A. Lakers (1st)	05/02/04
	Game	1	Most recent, at Memphis	04/20/17
	Half	0	Numerous Times	

BLOCKS

INDIVIDUAL	Game	9	Tim Duncan vs. Phoenix	05/18/07
	Half	7	David Robinson vs. Golden State (2nd)	04/25/91
TEAM HIGHS	Quarter	5	Most recent, Tim Duncan vs. Phoenix (1st)	05/18/07
	Game	14	vs. Houston	04/08/81
	Half	10	vs. Utah (1st)	04/30/94
TEAM LOWS	Quarter	8	vs. Memphis (2nd)	05/21/13
	Game	0	Most recent, at Memphis	04/27/17
	Half	0	Numerous Times	

TURNOVERS

INDIVIDUAL	Game	10	Tim Duncan at L.A. Lakers	05/05/02
	Half	7	Tim Duncan at L.A. Lakers (2nd)	05/05/02
TEAM HIGHS	Quarter	5	Most recent, Tim Duncan vs. Phoenix (4th)	05/14/07
	Game	26	at Denver	04/28/85
	Half	18	at Denver (1st)	04/28/85
TEAM LOWS	Quarter	14	at Denver (1st)	04/28/85
	Game	4	at Miami	06/06/13
	Half	1	vs. Houston (1st)	05/09/17
	Quarter	0	Most recent, vs. Dallas (1st)	04/30/14

STREAKS

Consecutive Wins	12	05/13/99–06/18/99
Consecutive Losses	7	1983–88

OPPONENT PLAYOFF RECORDS

POINTS

INDIVIDUAL	Game	45	Kobe Bryant vs. L.A. Lakers	05/19/01
	Half	30	James Harden at Houston (2nd)	05/05/17
	Quarter	23	Goran Dragic vs. Phoenix (4th)	05/07/10
TEAM HIGHS	Game	141	Most recent, at Denver	04/18/85
	Half	83	at Houston (2nd)	04/06/80
	Quarter	45	at Houston (4th)	04/06/80
TEAM LOWS	Overtime	22	vs. Phoenix	04/19/08
	Game	63	at Portland	06/04/99
	Half	25	at Portland (2nd)	06/04/99
	Quarter	8	Most recent, at L.A. Clippers (3rd)	05/19/12

FIELD GOALS MADE

INDIVIDUAL	Game	19	Most recent, Kobe Bryant vs. L.A. Lakers	05/19/01
	Half	13	Kobe Bryant vs. L.A. Lakers (2nd)	05/19/01
	Quarter	10	Moses Malone at Houston (2nd)	04/10/81
TEAM HIGHS	Game	58	at Houston	04/06/80
	Half	33	at Houston (2nd)	04/06/80
TEAM LOWS	Quarter	17	Most recent, vs. Golden State (3rd)	05/16/13
	Game	19	at Portland	06/04/99
	Half	8	at Portland (2nd)	06/04/99
	Quarter	2	vs. Utah (3rd)	05/09/98

FIELD GOALS ATTEMPTED

INDIVIDUAL	Game	38	Kobe Bryant vs. L.A. Lakers	05/05/03
	Half	20	Kobe Bryant vs. L.A. Lakers (2nd)	05/19/01
	Quarter	14	Amare Stoudemire at Phoenix (4th)	06/01/05
TEAM HIGHS	Game	111	vs. Washington	05/11/79
	Half	57	Most recent, vs. Washington (2nd)	05/11/79
TEAM LOWS	Quarter	31	vs. Washington (3rd)	05/11/79
	Game	62	at Miami	06/10/14
	Half	25	at L.A. Lakers (2nd)	05/15/04
	Quarter	10	vs. Memphis (4th)	04/17/04

OPPONENT PLAYOFF RECORDS

FIELD GOAL PERCENTAGE

INDIVIDUAL	Game	1.000	Most recent, Will Barton vs. Portland (5-5)	05/08/14
TEAM HIGHS	Game	.663	at L.A. Lakers (57-86)	04/17/86
	Half	.743	at Phoenix (26-35) (1st)	05/18/93
	Quarter	.850	at L.A. Lakers (17-20) (2nd)	04/17/86
TEAM LOWS	Game	.247	at Portland (19-77)	06/04/99
	Half	.200	at Portland (8-40) (2nd)	06/04/99
	Quarter	.118	vs. Utah (2-17) (3rd)	05/09/98

3-PT FIELD GOALS MADE

INDIVIDUAL	Game	7	Most recent, Steph Curry at Golden State	05/15/17
	Half	5	Most recent, Goran Dragic vs. Phoenix (2nd)	05/07/10
TEAM HIGHS	Game	22	vs. Houston	05/01/17
	Half	12	at Houston (2nd)	05/07/17
	Quarter	8	at Houston (3rd)	05/07/17
TEAM LOWS	Game	0	Numerous Times	

3-PT FIELD GOALS ATTEMPTED

INDIVIDUAL	Game	16	Steph Curry at Golden State	05/15/17
	Half	11	Kobe Bryant vs. L.A. Lakers (2nd)	05/13/03
TEAM HIGHS	Game	50	vs. Houston	05/01/17
	Half	27	vs. Houston (1st)	05/01/17
	Quarter	15	vs. Houston (3rd)	05/09/17
TEAM LOWS	Game	0	Numerous Times	

3-PT FIELD GOAL PERCENTAGE

INDIVIDUAL	Game	1.000	Most recent, Goran Dragic vs. Phoenix (5-5)	05/07/10
TEAM HIGHS	Game	1.000	Numerous Times	
	Half	1.000	Numerous Times	
	Quarter	1.000	Numerous Times	
TEAM LOWS	Game	.000	Numerous Times	

FREE THROWS MADE

INDIVIDUAL	Game	21	Dirk Nowitzki at Dallas	05/13/06
	Half	13	Moses Malone vs. Houston (2nd)	04/14/81
	Quarter	9	Most recent, Dirk Nowitzki at Dallas (4th)	05/13/06
TEAM HIGHS	Game	49	vs. Dallas	05/19/03
	Half	28	vs. Dallas (2nd)	05/19/03
	Quarter	20	vs. Dallas (4th)	05/19/03
TEAM LOWS	Game	4	Most recent, vs. Memphis	04/17/16
	Half	0	at L.A. Lakers (1st)	05/07/02
	Quarter	0	Numerous Times	

FREE THROWS ATTEMPTED

INDIVIDUAL	Game	24	Dirk Nowitzki at Dallas	05/13/06
	Half	14	Most recent, Shaquille O'Neal vs. Phoenix (1st)	04/29/08
	Quarter	10	Most recent, Shaquille O'Neal vs. Phoenix (2nd)	04/29/08
TEAM HIGHS	Game	51	at Portland	05/08/90
	Half	33	at L.A. Clippers (2nd)	04/22/15
	Quarter	30	at L.A. Lakers (4th)	05/15/04
TEAM LOWS	Game	5	vs. Utah	05/09/96
	Half	1	Most recent, vs. Oklahoma City (2nd)	05/21/14
	Quarter	0	Numerous times	

FREE THROW PERCENTAGE

INDIVIDUAL	Game	1.000	Most recent, Russell Westbrook at Oklahoma City (14-14)	05/27/14
TEAM HIGHS	Game	1.000	vs. Dallas (23-23)	05/27/03
	Half	1.000	at Denver (18-18) (2nd)	05/01/90
	Quarter	.389	vs. L.A. Lakers (7-18)	05/05/04
TEAM LOWS	Half	.000	vs. L.A. Lakers (0-2) (1st)	05/07/02
	Quarter	.000	Numerous times	

REBOUNDS

INDIVIDUAL	Game	23	Elvin Hayes vs. Washington	05/09/79
	Half	15	Elvin Hayes vs. Washington (2nd)	05/09/79
	Quarter	11	Elvin Hayes vs. Washington (4th)	05/09/79
TEAM HIGHS	Game	65	at Golden State	05/12/13
	Half	36	at Boston (1st)	04/12/77
	Quarter	22	Most recent, vs. Utah (2nd)	05/30/07
TEAM LOWS	Game	26	at Miami	06/10/14
	Half	10	Most recent, at Miami (1st)	06/10/14
	Quarter	2	vs. Miami (4th)	06/05/14

OPPONENT PLAYOFF RECORDS

OFFENSIVE REBOUNDS

INDIVIDUAL	Game	11	Most recent, Wes Unseld vs. Washington	05/11/79
	Half	8	Shaquille O'Neal at L.A. Lakers (1st)	05/11/03
	Quarter	6	Shaquille O'Neal at L.A. Lakers (1st)	05/11/03
TEAM HIGHS	Game	28	Most recent, vs. Washington	05/11/79
	Half	16	vs. Washington (1st).	04/16/78
	Quarter	12	at Phoenix (1st)	05/01/03
TEAM LOWS	Game	3	Most recent, at L.A. Lakers	05/23/08
	Half	0	Most recent, at L.A. Lakers (1st)	05/23/08
	Quarter	0	Numerous Times	

DEFENSIVE REBOUNDS

INDIVIDUAL	Game	19	Dirk Nowitzki at Dallas	05/19/06
	Half	13	Blake Griffin, vs. LA Clippers (2nd).	04/26/15
	Quarter	9	Blake Griffin, vs. LA Clippers (4th)	04/26/15
TEAM HIGHS	Game	48	vs. Golden State.	05/22/17
	Half	31	vs. Golden State (1st).	05/22/17
	Quarter	19	vs. Golden State (1st).	05/22/17
TEAM LOWS	Game	19	Most recent, vs. Sacramento	05/02/06
	Half	4	vs. Sacramento (1st)	04/22/06
	Quarter	1	at Philadelphia (3rd)	04/22/79

ASSISTS

INDIVIDUAL	Game	19	Most recent, John Stockton vs. Utah	05/07/96
	Half	11	Kevin Johnson vs. Phoenix (1st)	04/28/96
	Quarter	8	Kevin Johnson at Phoenix (2nd).	04/26/92
TEAM HIGHS	Game	40	Most recent, at L.A. Lakers	04/29/88
	Half	23	at Golden State (1st)	05/16/17
	Quarter	14	vs. Denver (1st)	04/26/83
TEAM LOWS	Game	8	Most recent, vs. Dallas	05/07/06
	Half	1	vs. Dallas (2nd)	05/07/06
	Quarter	0	Most recent, vs. Portland (1st).	05/16/14

PERSONAL FOULS

TEAM HIGHS	Game	39	Most recent, at L.A. Lakers	05/23/99
	Half	25	at L.A. Lakers (1st).	05/23/99
	Quarter	15	Most recent, vs. Oklahoma City (4th)	05/27/12

STEALS

INDIVIDUAL	Game	7	Charles Barkley at Phoenix	05/13/93
	Half	6	Maurice Cheeks at Philadelphia (1st)	04/22/79
	Quarter	3	Numerous Times	
TEAM HIGHS	Game	16	at Golden State	05/16/17
	Half	9	Most recent, at Golden State (2nd)	05/16/17
	Quarter	7	Most recent, at Memphis (1st).	05/23/13
TEAM LOWS	Game	0	vs. Sacramento	04/22/06
	Half	0	Numerous Times	

BLOCKS

INDIVIDUAL	Game	8	Shaquille O'Neal at L.A. Lakers	05/09/04
	Half	6	Shaquille O'Neal at L.A. Lakers (2nd)	05/14/02
	Quarter	5	Ben Wallace at Detroit (1st)	06/14/05
TEAM HIGHS	Game	14	at L.A. Lakers.	05/11/82
	Half	10	at L.A. Lakers (2nd)	05/18/83
	Quarter	6	at L.A. Lakers (3rd)	05/18/83
TEAM LOWS	Game	0	Numerous Times	

TURNOVERS

INDIVIDUAL	Game	9	Magic Johnson at L.A. Lakers	04/17/86
	Half	6	Kevin Durant at Oklahoma City (2nd).	05/31/14
	Quarter	27	vs. Philadelphia	04/15/79
TEAM HIGHS	Game	17	at L.A. Lakers (1st).	04/29/88
	Half	11	vs. L.A. Lakers (4th)	05/02/04
	Quarter	6	Most recent, at New Orleans	05/13/08
TEAM LOWS	Game	0	vs. L.A. Lakers (1st)	05/10/02
	Half	0	Most recent, at Dallas (1st)	04/27/10



THE NBA



**NBA ENTERTAINMENT
NATIONAL BASKETBALL ASSOCIATION
WOMEN'S NATIONAL BASKETBALL ASSOCIATION
NBA G LEAGUE**



NEW YORK

Olympic Tower
645 Fifth Avenue
New York, NY 10022
Telephone: (212) 407-8000
Fax: (212) 832-3861

NEW JERSEY

100 Plaza Drive
Secaucus, NJ 07094
Telephone: (201) 865-1500
Fax: (201) 974-5973

INTERNATIONAL OFFICES

EUROPE

HEADQUARTERS - NBA EMEA

Endeavour House
189 Shaftesbury Avenue
London, UK WC2H 8JR
Telephone: +44-20-7420-8900

SPAIN

Leganitos Street 6th Floor
28013 Madrid, Spain
Ignasi Castello,
Communications, Cell: +34-610-200-051

AFRICA

6th Floor GreenPark Corner,
Cnr West Road South and
Lower Road
Morningside 2196
Johannesburg, South Africa
Telephone: +27-87-940-1333
Fax: +27-86-726-6351

INDIA

Tower 1, 10th Floor
Indiabulls Finance Center
Senapati Bapat Marg Mumbai
Maharashtra 400013
Telephone: +91-22-6124-6100

LATIN AMERICA

BRAZIL

Av Borges de Medeiros, 633
Sala 303 – Leblon
Rio de Janeiro, RJ, Brazil
22430-041
Telephone: +55-21-3206-6400
Fax: +55-21-2586-6001

MEXICO

Av. Prolongacion Paseo de la
Reforma 1236, Planta baja
Col. Desarrollo Santa Fe, CP.
05348
Del. Cuajimalpa de Morelos,
Ciudad de Mexico Mexico
01210

CANADA

50 Bay Street
Suite 1402
Toronto, Ontario
Canada M5J 3A5
Telephone: (416) 682-2000
Fax: (416) 364-0205

ASIA/PACIFIC

HONG KONG

Room 3101, The Lee Gardens
33 Hysan Avenue
Causeway Bay, Hong Kong
Telephone: +852-2843-9600
Fax: +852-2536-4808

TAIWAN

Suite 1303, No. 88, Section 2
Chung Hsiao East Road
Taipei, Taiwan ROC 100
Telephone: +886-2-2397-8000
Fax: +886-2-2358-1098

PHILIPPINES

Unit 1701, World Plaza
Building
5th Avenue corner 30th
Street Bonifacio Global City
Taguig, 1634 Philippines
Jandric Lim, Communications;
Cell: +63 (917) 791-9457

CHINA—BEIJING

19th Floor, Office Tower 2
China Central Place
No. 79 Jianguo Road,
Chaoyang District
Beijing, China 100025
Telephone: +86-10-5200-8200
Fax: +86-10-5200-8202

CHINA—SHANGHAI

Unit 2703-2708, 27F, Tower
2 Plaza 66
1366 Nanjing West Road,
Jing An District
Shanghai, China 200040
Telephone: +86-21-6137-2200
Fax: +86-21-6288-9920

Agua Caliente Clippers of Ontario

Tel: (909) 409-9090
 Arena: Citizens Business Bank Arena
 Media Relations Contact: TBD
 Website: TBD
 NBA Affiliation: LA Clippers

Austin Spurs

13581 Pond Springs Road, Suite 108, Austin, TX 78729
 Tel: (512) 236-8333; Fax: (512) 236-8444
 Arena: Cedar Park Center
 Media Relations Contact: Perri Travillion
 (ptravillion@attcenter.com)
 Website: www.austinspurs.com
 NBA Affiliation: San Antonio

Canton Charge

1101 Market Avenue North;
 Canton, OH 44702
 Tel: (866) 444-1944; Fax: (330) 489-1703
 Arena: Canton Memorial Civic Center
 Media Relations Contact: Sean Wyatt
 (swyatt@cantoncharge.com)
 Website: www.cantoncharge.com
 NBA Affiliation: Cleveland

Delaware 87ers

300 Martin Luther King Blvd, Ste. 200; Wilmington, DE 19801
 Tel: (302) 504-7587; Fax: (302) 351-5370
 Arena: Bob Carpenter Center
 Media Relations Contact: Amanda Janczak
 (amandajanczak@sevens.com)
 Website: www.sevens.com
 NBA Affiliation: Philadelphia

Erie BayHawks

110 East 8th Street; Erie, PA 16501
 Tel: (814) 790-5600; Fax: (814) 790-5608
 Arena: Erie Insurance Arena
 Media Relations Contact: Billy Hartman
 (billy.hartman@nbaerie.com)
 Website: www.nbaerie.com
 NBA Affiliation: Atlanta

Fort Wayne Mad Ants

1910 St. Joe Center Rd, Suite 61;
 Fort Wayne, IN 46825
 Tel: (260) 469-4667; Fax: (260) 469-4674
 Arena: Allen County War Memorial Coliseum
 Media Relations Contact: Ryan Stevens
 (rstevens@ftwaynemadants.com)
 Website: www.ftwaynemadants.com
 NBA Affiliation: Indiana

Grand Rapids Drive

40 Monroe Center NW, Ste 11;
 Grand Rapids MI 49503
 Tel: (844) 473-7483
 Arena: DeltaPlex Arena
 Media Relations Contact: Sarah Parfet Jbara (spj@nbagranderapids.com)
 Website: www.nbagranderapids.com
 NBA Affiliation: Detroit

Greensboro Swarm

2411 West Gate City Blvd.;
 Greensboro, NC 27403
 Tel: (336) 907-3600
 Arena: Fieldhouse at the Greensboro Coliseum Complex
 Media Relations Contact: TBD
 Website: www.gsoswarm.com
 NBA Affiliation: Charlotte

Iowa Wolves

730 3rd Street; Des Moines, Iowa 50309
 Tel: (515) 564-8550; Fax: (515) 564-8551
 Arena: Wells Fargo Arena
 Media Relations Contact: Seth Nutting
 (seth.nutting@iawolves.com)
 Website: www.iawolves.com
 NBA Affiliation: Minnesota

Lakeland Magic

701 West Lime Street, Lakeland, FL 33815
 Tel: (863) 825-3258; Fax: (863) 825-3279
 Arena: RP Funding Center
 Media Relations Contact: Ashley Foss
 (afoss@lakelandmagic.com)
 Website: www.lakelandmagic.com
 NBA Affiliation: Orlando

Long Island Nets

168 39th Street, 8th Floor;
 Brooklyn, NY 11232
 Tel: (718) 215-2299; Fax: (718) 522-3544
 Arena: NYCB Live's Nassau Coliseum
 Media Relations Contact: Megan Walsh
 (mwalsh@brooklynnets.com)
 Website: www.longislandnets.com
 NBA Affiliation: Brooklyn

Maine Red Claws

550 Forest Avenue; Portland, ME 04012
 Tel: (207) 210-6655; Fax: (207) 210-6659
 Arena: Portland Exposition Building
 Media Relations Contact: Evans Boston (eboston@maineredclaws.com)
 Website: www.maineredclaws.com
 NBA Affiliation: Boston

Memphis Hustle

191 Beale Street; Memphis, TN 28103
 Tel: (901) 205-1234; Fax: (901) 205-1244
 Arena: The Landers Center
 Media Relations Contact: Geoffrey Langham (glangham@grizzlies.com)
 Website: www.memphishustle.com
 NBA Affiliation: Memphis

Northern Arizona Suns

3201 N. Main Street; Prescott Valley, AZ 86314
 Tel: (928) 772-7867
 Arena: Prescott Valley Event Center
 Media Relations Contact: Jake Withee (jwithe@nazzsuns.com)
 Website: www.nazzsuns.com
 NBA Affiliation: Phoenix

Oklahoma City Blue

208 Thunder Drive, Oklahoma City, OK 73102
 Tel: (405) 208-4800; Fax: (405) 429-7900
 Arena: Cox Convention Center
 Media Relations Contact: Laila Wani (lwani@okcthunder.com)
 Website: www.oklahomacityblue.com
 NBA Affiliation: Oklahoma City

NBA G LEAGUE TEAM DIRECTORY

Raptors 905

5600 Rose Cherry Place;
Mississauga, ON L4Z4B6
Tel: (416) 815-5600 Fax: (416)
357-9205
Arena: Hershey Centre
Media Relations Contact: Stefano
Toniutti
(Stefano.toniutti@mlse.com)
Website: www.raptors905.com
NBA Affiliation: Toronto

Reno Bighorns

50 West Liberty Street, Ste. 201;
Reno, NV 89501
Tel: (775) 853-8200
Arena: Reno Event Center
Media Relations Contact: Kyle
Jones (kjones@renobighorns.com)
Website: www.renobighorns.com
NBA Affiliation: Sacramento

Rio Grande Valley Vipers

4500 North 10th Street, Suite 315;
McAllen, TX 78504
Tel: (956) 972-1144; Fax: (956)
972-1150
Arena: State Farm Arena
Media Relations Contact: Anwar
Chagollan
(anwar@rgvfc.com)
Website: www.rgvipers.com
NBA Affiliation: Houston

Salt Lake City Stars

301 West South Temple; Salt Lake
City, UT 84101
Tel: (801) 325-2500
Arena: Lifetime Activities Center –
Bruin Arena
Media Relations: Gina Calvert
(gina.calvert@slcstars.com)
NBA Affiliation: Utah

Santa Cruz Warriors

903 Pacific Avenue, Suite 101;
Santa Cruz, CA 95060
Tel: (831) 731-4396; Fax: (831)
466-3201
Arena: Kaiser Permanente Arena
Media Relations Contact: Massimo
Degaudenzi
(massimo@santacruzbasketball.
com)
Website: www.santacruzbasketball.
com
NBA Affiliation: Golden State

Sioux Falls Skyforce

2131 South Minnesota Ave; Sioux
Falls, SD 57105
Tel: (605) 332-0605; Fax: (605)
332-2305
Arena: Sanford Pentagon
Media Relations Contact: Matt
Dykstra
(mdykstra@skyforceonline.com)
Website: www.skyforceonline.com
NBA Affiliation: Miami

South Bay Lakers

2275 E. Mariposa Ave.; El
Segundo, CA 90245
Tel: (310) 426-6000; Fax: (310)
426-6031
Arena: Toyota Sports Center
Media Relations Contact: Noah
Camarena (ncamarena@sb-lakers.
com)
Website: www.sblakers.com
NBA Affiliation: Los Angeles Lakers

Texas Legends

2601 Avenue of the Stars, Suite
300; Frisco, TX 75034
Tel: (214) 469-0822; Fax: (214)
469-0823
Arena: Dr. Pepper Arena
Media Relations Contact: Britney
Wynn
(bwynn@texlegends.com)
Website: www.texlegends.com
NBA Affiliation: Dallas

Westchester Knicks

198 Central Ave.; White Plains, NY
10606
Tel: (914) 559-6888
Arena: Westchester County Center
Media Relations Contact: Katie
Hatch (Katie.hatch@msg.com)
Website: www.westchesterknicks.
com
NBA Affiliation: New York

Windy City Bulls

5333 Prairie Stone Parkway;
Hoffman Estates, IL 60192
Tel: (847) 396-7070
Arena: Sears Centre Arena
Media Relations Contact: Shannon
Jones
(sjones@bulls.com)
Website: www.windycitybulls.com
NBA Affiliation: Chicago

Wisconsin Herd

549 High Avenue; Oshkosh, WI
54901
Tel: (920) 233-4374; Fax: (920)
744-0238
Arena: Oshkosh Arena
Media Relations Contact:
Mallory Steinberg (msteinberg@
wisconsinherd.com)
Website: www.wisconsinherd.com
NBA Affiliation: Milwaukee

2016-17 G LEAGUE FINAL STANDINGS

Atlantic Division	W-L	Home W-L	Away W-L	Pct	GB	Last 5	Streak
y-Maine Red Claws	29-21	15-10	14-11	0.580	0.0	1-4	WON 1
Delaware 87ers	26-24	15-10	11-14	0.520	3.0	2-3	LOST 2
Westchester Knicks	19-31	12-13	7-18	0.380	10.0	1-4	LOST 2
Greensboro Swarm	19-31	13-12	6-19	0.380	10.0	3-2	WON 1
Long Island Nets	17-33	10-15	7-18	0.340	12.0	2-3	WON 1
Erie BayHawks	14-36	9-16	5-20	0.280	15.0	1-4	WON 1
Central Division	W-L	Home W-L	Away W-L	Pct	GB	Last 5	Streak
z-Raptors 905	39-11	18-7	21-4	0.780	0.0	5-0	WON 8
x-Fort Wayne Mad Ants	30-20	16-9	14-11	0.600	9.0	4-1	WON 2
x-Canton Charge	29-21	17-8	12-13	0.580	10.0	2-3	LOST 3
Grand Rapids Drive	26-24	15-10	11-14	0.520	13.0	4-1	WON 4
Windy City Bulls	23-27	15-10	8-17	0.460	16.0	3-2	LOST 2
Southwestern Division	W-L	Home W-L	Away W-L	Pct	GB	Last 5	Streak
y-Oklahoma City Blue	34-16	19-6	15-10	0.680	0.0	4-1	WON 2
x-Rio Grande Valley Vipers	32-18	19-6	13-12	0.640	2.0	3-2	WON 3
Sioux Falls Skyforce	29-21	16-9	13-12	0.580	5.0	3-2	WON 1
Austin Spurs	25-25	13-12	12-13	0.500	9.0	3-2	LOST 1
Texas Legends	25-25	14-11	11-14	0.500	9.0	2-3	LOST 3
Iowa Energy	12-38	6-19	6-19	0.240	22.0	1-4	LOST 1
Pacific Division	W-L	Home W-L	Away W-L	Pct	GB	Last 5	Streak
y-Los Angeles D-Fenders	34-16	16-9	18-7	0.680	0.0	2-3	WON 1
x-Santa Cruz Warriors	31-19	18-7	13-12	0.620	3.0	5-0	WON 6
Northern Arizona Suns	22-28	14-11	8-17	0.440	12.0	1-4	LOST 3
Reno Bighorns	21-29	12-13	9-16	0.420	13.0	4-1	WON 2
Salt Lake City Stars	14-36	7-18	7-18	0.280	20.0	0-5	LOST 10

x - Clinched Playoff Berth; z - Clinched Division

2016-17 G LEAGUE AWARD WINNERS

Most Valuable Player: Vander Blue, Los Angeles D-Fenders

Dennis Johnson Coach of the Year: Jerry Stackhouse, Raptors 905

Defensive Player of the Year: Edy Tavares, Raptors 905

Rookie of the Year: Abdel Nader, Maine Red Claws

Jason Collier Sportsmanship Award: Keith Wright, Westchester Knicks

Impact Player of the Year: John Holland, Canton Charge

Most Improved Player: Devondrick Walker, Delaware 87ers

Basketball Executive of the Year: Mike Gansey, Canton Charge

2016-17 ALL-NBA G LEAGUE TEAMS

FIRST TEAM

Keith Benson – Sioux Falls
Vander Blue – Los Angeles
Quinn Cook – Canton
Dakari Johnson – Oklahoma City
Edy Tavares – Raptors 905

SECOND TEAM

Shawn Long – Delaware 87ers
Josh Magette – Los Angeles
Abdel Nader – Maine
Alex Poythress – Fort Wayne
Briante Weber – Sioux Falls

THIRD TEAM

Marcus Georges-Hunt – Maine
John Holland – Canton
Jalen Jones – Maine
Eric Moreland – Canton
Axel Toupane – Raptors 905

2016-17 All-NBA G LEAGUE ALL-ROOKIE TEAM

Jalen Jones – Maine
Abdel Nader – Maine
David Nwaba – Los Angeles
Alex Poythress – Fort Wayne
Isaiah Taylor – Rio Grande Valley

2016-17 ALL-NBA G LEAGUE ALL-DEFENSIVE TEAM

Keith Benson – Sioux Falls
Eric Moreland – Canton
David Nwaba – Los Angeles
Edy Tavares – Raptors 905
Briante Weber – Sioux Falls

ALL-TIME NBA LEADERS

(ACTIVE 2016-17 PLAYERS IN CAPITAL LETTERS)

MOST GAMES PLAYED

Robert Parish	1,611
Kareem Abdul-Jabbar	1,560
John Stockton	1,504
Karl Malone	1,476
Kevin Garnett	1,462
Kevin Willis	1,424
DIRK NOWITZKI	1,394
Tim Duncan	1,392
Jason Kidd	1,391
Reggie Miller	1,389

MOST MINUTES PLAYED

Kareem Abdul-Jabbar	57,446
Karl Malone	54,852
Kevin Garnett	50,418
Jason Kidd	50,110
Elvin Hayes	50,000
DIRK NOWITZKI	48,673
Kobe Bryant	48,638
Wilt Chamberlain	47,859
John Stockton	47,764
Reggie Miller	47,619

MOST FIELD GOALS MADE

Kareem Abdul-Jabbar	15,837
Karl Malone	13,528
Wilt Chamberlain	12,681
Michael Jordan	12,192
Kobe Bryant	11,719
Shaquille O'Neal	11,330
Elvin Hayes	10,976
Hakeem Olajuwon	10,749
DIRK NOWITZKI	10,688
Alex English	10,659

MOST FIELD GOALS ATTEMPTED

Kareem Abdul-Jabbar	28,307
Karl Malone	26,210
Kobe Bryant	26,200
Michael Jordan	24,537
Elvin Hayes	24,272
John Havlicek	23,930
Wilt Chamberlain	23,497
DIRK NOWITZKI	22,600
Dominique Wilkins	21,589
Kevin Garnett	21,142

HIGHEST FIELD GOAL PERCENTAGE

(2,000 FGM minimum)

Player	FGM	FGA	Pct
DEANDRE JORDAN	2,487	3,674	.677
Artis Gilmore	5,732	9,570	.599
TYSON CHANDLER	3,362	5,660	.594
DWIGHT HOWARD	5,988	10,237	.585
Shaquille O'Neal	11,330	19,457	.582
Mark West	2,528	4,356	.580
AMIR JOHNSON	2,339	4,073	.574
Steve Johnson	2,841	4,965	.572
Darryl Dawkins	3,477	6,079	.572
James Donaldson	3,105	5,442	.571

MOST FREE THROWS MADE

Karl Malone	9,787
Moses Malone	8,531
Kobe Bryant	8,378
Oscar Robertson	7,694
Michael Jordan	7,327
Jerry West	7,160
DIRK NOWITZKI	7,104
Dolph Schayes	6,979
PAUL PIERCE	6,918
Adrian Dantley	6,832

MOST FREE THROWS ATTEMPTED

Karl Malone	13,188
Wilt Chamberlain	11,862
Shaquille O'Neal	11,252
Moses Malone	11,090
Kobe Bryant	10,011
Kareem Abdul-Jabbar	9,304
Oscar Robertson	9,185
Jerry West	8,801
Michael Jordan	8,772
LEBRON JAMES	8,752

HIGHEST FREE THROW PERCENTAGE

(1,200 FTM minimum)

Player	FTM	FTA	Pct
Steve Nash	3,060	3,384	.9043
Mark Price	2,135	2,362	.9039
STEPHEN CURRY	1,993	2,212	.901
Rick Barry	3,818	4,243	.900
Peja Stojakovic	2,237	2,500	.895
Chauncey Billups	4,496	5,029	.894
Ray Allen	4,398	4,920	.894
Calvin Murphy	3,445	3,864	.892
Scott Skiles	1,548	1,741	.889
JJ REDICK	1,421	1,600	.888

MOST 3-PT. FIELD GOALS MADE

Ray Allen	2,973
Reggie Miller	2,560
JASON TERRY	2,242
PAUL PIERCE	2,143
VINCE CARTER	2,049
JAMAL CRAWFORD	2,049
KYLE KORVER	2,049
Jason Kidd	1,988
JOE JOHNSON	1,938
STEPHEN CURRY	1,917

MOST 3-PT. FIELD GOALS ATTEMPTED

Ray Allen	7,429
Reggie Miller	6,486
JASON TERRY	5,895
JAMAL CRAWFORD	5,861
PAUL PIERCE	5,816
Jason Kidd	5,701
Kobe Bryant	5,546
VINCE CARTER	5,485
JOE JOHNSON	5,186
KYLE KORVER	4,754

HIGHEST 3-POINT FIELD GOAL PERCENTAGE

(250 3FGM Minimum)

Player	3FGM	3FGA	Pct
Steve Kerr	726	1,599	.454
Hubert Davis	728	1,651	.441
STEPHEN CURRY	1,917	4,379	.438
Drazen Petrovic	255	583	.437
Jason Kapono	457	1,054	.434
Tim Legler	260	603	.431
KYLE KORVER	2,049	4,754	.431
STEVE NOVAK	575	1,337	.430
Steve Nash	1,685	3,939	.428
B.J. Armstrong	436	1,026	.425

(ACTIVE 2015-16 PLAYERS IN CAPITAL LETTERS)

MOST OFFENSIVE REBOUNDS

Moses Malone	6,731
Robert Parish	4,598
Buck Williams	4,526
Dennis Rodman	4,329
Charles Barkley	4,260
Shaquille O'Neal	4,209
Kevin Willis	4,132
Hakeem Olajuwon	4,034
Charles Oakley	3,924
Tim Duncan	3,859

MOST DEFENSIVE REBOUNDS

Kevin Garnett	11,453
Karl Malone	11,406
Tim Duncan	11,232
Robert Parish	10,117
Hakeem Olajuwon	9,714
Moses Malone	9,481
DIRK NOWITZKI	9,452
Kareem Abdul-Jabbar	9,394
Shaquille O'Neal	8,890
Patrick Ewing	8,855

MOST TOTAL REBOUNDS

Wilt Chamberlain	23,924
Bill Russell	21,620
Kareem Abdul-Jabbar	17,440
Elvin Hayes	16,279
Moses Malone	16,212
Tim Duncan	15,091
Karl Malone	14,968
Robert Parish	14,715
Kevin Garnett	14,662
Nate Thurmond	14,464

MOST ASSISTS

John Stockton	15,806
Jason Kidd	12,091
Steve Nash	10,335
Mark Jackson	10,334
Magic Johnson	10,141
Oscar Robertson	9,887
Isiah Thomas	9,061
Gary Payton	8,966
Andre Miller	8,524
CHRIS PAUL	8,251

MOST PERSONAL FOULS

Kareem Abdul-Jabbar	4,657
Karl Malone	4,578
Robert Parish	4,443
Charles Oakley	4,421
Hakeem Olajuwon	4,383
Buck Williams	4,267
Elvin Hayes	4,193
Clifford Robinson	4,175
Kevin Willis	4,172
Shaquille O'Neal	4,146
Otis Thorpe	4,146

MOST DISQUALIFICATIONS

Vern Mikkelsen	127
Walter Dukes	121
Shawn Kemp	115
Charlie Share	105
Paul Arizin	101
Darryl Dawkins	100
James Edwards	96
Tom Gola	94
Tom Sanders	94
Steve Johnson	93

MOST STEALS

John Stockton	3,265
Jason Kidd	2,684
Michael Jordan	2,514
Gary Payton	2,445
Maurice Cheeks	2,310
Scottie Pippen	2,307
Clyde Drexler	2,207
Hakeem Olajuwon	2,162
Alvin Robertson	2,112
Karl Malone	2,085

MOST BLOCKED SHOTS

Hakeem Olajuwon	3,830
Dikembe Mutombo	3,289
Kareem Abdul-Jabbar	3,189
Mark Eaton	3,064
Tim Duncan	3,020
David Robinson	2,954
Patrick Ewing	2,894
Shaquille O'Neal	2,732
Tree Rollins	2,542
Robert Parish	2,361

HIGHEST SCORING AVERAGE

(400 Games or 10,000 Points Minimum)					
Player	G	FGM	FTM	Pts	Avg
Michael Jordan	1072	12,192	7,327	32,292	30.12
Wilt Chamberlain	1045	12,681	6,057	31,419	30.07
Elgin Baylor	846	8,693	5,763	23,149	27.4
KEVIN DURANT	703	6,463	4,935	19,121	27.2
LEBRON JAMES	1061	10,423	6,474	28,787	27.1
Jerry West	932	9,016	7,160	25,192	27.0
Allen Iverson	914	8,467	6,375	24,368	26.7
Bob Pettit	792	7,349	6,182	20,880	26.4
George Gervin	791	8,045	4,541	20,708	26.2
Oscar Robertson	1040	9,508	7,694	26,710	25.7

POINTS

Kareem Abdul-Jabbar	38,387
Karl Malone	36,928
Kobe Bryant	33,643
Michael Jordan	32,292
Wilt Chamberlain	31,419
DIRK NOWITZKI	30,260
LEBRON JAMES	28,787
Shaquille O'Neal	28,596
Moses Malone	27,409
Elvin Hayes	27,313

ACTIVE NBA LEADERS

(PLAYERS WHO WERE ON ACTIVE ROSTERS OR ON INJURED LIST DURING 2016-17 SEASON)

MOST GAMES PLAYED

Dirk Nowitzki	1,394
Jason Terry	1,359
Vince Carter	1,347
Paul Pierce	1,343
Joe Johnson	1,221
Jamal Crawford	1,182
Richard Jefferson	1,161
Tony Parker	1,143
Pau Gasol	1,119
Boris Diaw	1,064

MOST MINUTES PLAYED

Dirk Nowitzki	48,673
Paul Pierce	45,880
Vince Carter	43,137
Joe Johnson	43,029
LeBron James	41,272
Jason Terry	41,220
Pau Gasol	38,829
Tony Parker	36,205
Jamal Crawford	36,124
Carmelo Anthony	35,334

MOST FIELD GOALS ATTEMPTED

Dirk Nowitzki	22,600
LeBron James	20,803
Vince Carter	20,284
Paul Pierce	19,465
Carmelo Anthony	19,072
Joe Johnson	17,359
Dwyane Wade	15,975
Jason Terry	15,431
Jamal Crawford	15,283
Zach Randolph	15,011

MOST FIELD GOALS MADE

Dirk Nowitzki	10,688
LeBron James	10,423
Vince Carter	8,876
Paul Pierce	8,668
Carmelo Anthony	8,616
Dwyane Wade	7,739
Joe Johnson	7,676
Pau Gasol	7,651
Tony Parker	7,386
Zach Randolph	7,075

HIGHEST FIELD GOAL PERCENTAGE

(2,000 FGM minimum)

DeAndre Jordan	2,487	3,674	.677
Tyson Chandler	3,362	5,660	.594
Dwight Howard	5,988	10,237	.585
Amir Johnson	2,339	4,073	.574
Marcin Gortat	3,012	5,422	.556
Andre Drummond	2,216	4,043	.548
Nene Hilario	3,979	7,266	.548
David Lee	4,587	8,566	.535
Andrew Bogut	2,951	5,524	.534
Nick Collison	2,199	4,127	.533

MOST FREE THROWS ATTEMPTED

LeBron James	8,752
Paul Pierce	8,578
Dwight Howard	8,255
Dirk Nowitzki	8,081
Carmelo Anthony	7,075
Dwyane Wade	7,041
Pau Gasol	6,062
Vince Carter	5,950
Kevin Durant	5,596
Chris Bosh	5,591

MOST FREE THROWS MADE

Dirk Nowitzki	7,104
Paul Pierce	6,918
LeBron James	6,474
Carmelo Anthony	5,752
Dwyane Wade	5,408
Kevin Durant	4,935
Vince Carter	4,754
Dwight Howard	4,671
Pau Gasol	4,569
Chris Bosh	4,466

HIGHEST FREE THROW PERCENTAGE

(1,200 FTM minimum)

Player	FTM	FTA	Pct
Stephen Curry	1,993	2,212	.901
J.J. Redick	1,421	1,600	.888
Kevin Durant	4,935	5,596	.882
Dirk Nowitzki	7,104	8,081	.879
Damian Lillard	1,888	2,154	.877
Isaiah Thomas	2,119	2,420	.876
Kyrie Irving	1,491	1,708	.873
Chris Paul	3,627	4,189	.866
Danilo Gallinari	1,977	2,292	.863
D.J. Augustin	1,380	1,601	.862

MOST 3-PT. FIELD GOALS MADE

Jason Terry	2,242
Paul Pierce	2,143
Vince Carter	2,049
Jamal Crawford	2,049
Kyle Korver	2,049
Joe Johnson	1,938
Stephen Curry	1,917
Dirk Nowitzki	1,780
J.R. Smith	1,774
Mike Miller	1,590

MOST 3-PT. FIELD GOALS ATTEMPTED

Jason Terry	5,895
Jamal Crawford	5,861
Paul Pierce	5,816
Vince Carter	5,485
Joe Johnson	5,186
Kyle Korver	4,754
J.R. Smith	4,747
Dirk Nowitzki	4,668
Stephen Curry	4,379
LeBron James	4,295

HIGHEST 3-POINT FIELD GOAL PERCENTAGE

(250 3FGM Minimum)

Player	FG3M	FG3A	Pct
Stephen Curry	1,917	4,379	.438
Kyle Korver	2,049	4,754	.431
Steve Novak	575	1,337	.430
Klay Thompson	1,328	3,171	.419
Anthony Morrow	807	1,937	.417
J.J. Redick	1,271	3,064	.415
CJ McCollum	467	1,130	.413
Allen Crabbe	282	685	.412
Jose Calderon	861	2,106	.409
Mike Miller	1,590	3,910	.407

MOST OFFENSIVE REBOUNDS

Dwight Howard	3,392
Tyson Chandler	3,278
Zach Randolph	3,182
Pau Gasol	2,934
Zaza Pachulia	2,174
David Lee	2,150
DeAndre Jordan	2,106
LaMarcus Aldridge	2,084
Joakim Noah	2,072
Al Jefferson	2,024

(PLAYERS WHO WERE ON ACTIVE ROSTERS OR ON INJURED LIST DURING 2016-17 SEASON)

MOST DEFENSIVE REBOUNDS

Dirk Nowitzki	9,452
Dwight Howard	8,697
Pau Gasol	7,615
Zach Randolph	6,629
Paul Pierce	6,435
LeBron James	6,417
Tyson Chandler	6,398
Chris Bosh	5,665
Al Jefferson	5,523
David Lee	5,170

MOST REBOUNDS

Dwight Howard	12,089
Dirk Nowitzki	10,893
Pau Gasol	10,549
Zach Randolph	9,811
Tyson Chandler	9,676
LeBron James	7,706
Chris Bosh	7,592
Al Jefferson	7,547
Paul Pierce	7,527
David Lee	7,320

MOST STEALS

Chris Paul	1,912
Paul Pierce	1,752
LeBron James	1,749
Metta World Peace	1,721
Jason Terry	1,561
Andre Igoudala	1,548
Dwyane Wade	1,500
Vince Carter	1,421
Monta Ellis	1,409
Manu Ginobili	1,349

MOST ASSISTS

Chris Paul	8,251
LeBron James	7,461
Deron Williams	6,819
Tony Parker	6,634
Rajon Rondo	6,075
Jason Terry	5,356
Russell Westbrook	5,293
Dwyane Wade	5,172
Joe Johnson	4,918
Jose Calderon	4,916

MOST BLOCKED SHOTS

Dwight Howard	1,916
Pau Gasol	1,847
Serge Ibaka	1,424
Tyson Chandler	1,277
Dirk Nowitzki	1,218
DeAndre Jordan	1,206
Roy Hibbert	1,146
Andrew Bogut	1,070
Al Jefferson	1,070
Chris Andersen	991

MOST FOULS

Vince Carter	3,668
Paul Pierce	3,643
Dirk Nowitzki	3,379
Dwight Howard	3,092
Tyson Chandler	3,020
Carmelo Anthony	2,833
Nene Hilario	2,724
Paul Millsap	2,638
Richard Jefferson	2,626
Metta World Peace	2,586

MOST DISQUALIFICATIONS

Tyson Chandler	49
DeMarcus Cousins	49
Metta World Peace	39
Andrew Bogut	38
Dwight Howard	38
Nene Hilario	34
Paul Millsap	32
Nick Collison	29
Roy Hibbert	26
Amir Johnson	26

HIGHEST SCORING AVERAGE

(400 Games or 10,000 Points Minimum)					
Player	G	FGM	FTM	Pts	Avg
Kevin Durant	703	6,463	4,935	19,121	27.2
LeBron James	1061	10,423	6,474	28,787	27.1
Carmelo Anthony	976	8,616	5,752	24,156	24.8
Dwyane Wade	915	7,739	5,408	21,317	23.3
Stephen Curry	574	4,589	1,993	13,088	22.8
Russell Westbrook	668	5,239	3,972	15,156	22.7
James Harden	615	4,005	4,226	13,618	22.1
Dirk Nowitzki	1394	10,688	7,104	30,260	21.7
Blake Griffin	471	3,906	2,225	10,117	21.5
DeMarcus Cousins	487	3,699	2,698	10,308	21.2

MOST POINTS

Dirk Nowitzki	30,260
LeBron James	28,787
Paul Pierce	26,397
Vince Carter	24,555
Carmelo Anthony	24,156
Dwyane Wade	21,317
Joe Johnson	20,033
Pau Gasol	20,001
Kevin Durant	19,121
Jason Terry	18,715

ALL-TIME NBA PLAYOFF LEADERS

(ACTIVE PLAYERS IN 2016-17 IN CAPITAL LETTERS)

MOST YEARS PLAYED

Karl Malone	19
John Stockton	19
Kareem Abdul-Jabbar	18
Tim Duncan	18
Jason Kidd	17
Shaquille O'Neal	17
Clifford Robinson	17
Many tied	16

MOST GAMES PLAYED

Derek Fisher	259
Tim Duncan	251
Robert Horry	244
Kareem Abdul-Jabbar	237
TONY PARKER	221
Kobe Bryant	220
LEBRON JAMES	217
Shaquille O'Neal	216
MANU GINOBILI	213
Scottie Pippen	208

MOST MINUTES PLAYED

Tim Duncan	9,370
LEBRON JAMES	9,128
Kareem Abdul-Jabbar	8,851
Kobe Bryant	8,641
Scottie Pippen	8,105
Shaquille O'Neal	8,099
Karl Malone	7,907
TONY PARKER	7,692
Wilt Chamberlain	7,559
Magic Johnson	7,538

MOST FIELD GOALS ATTEMPTED

Kobe Bryant	4,499
Michael Jordan	4,497
LEBRON JAMES	4,496
Kareem Abdul-Jabbar	4,422
Tim Duncan	3,939
Karl Malone	3,768
Shaquille O'Neal	3,627
Jerry West	3,460
TONY PARKER	3,367
John Havlicek	3,329

MOST FIELD GOALS MADE

Kareem Abdul-Jabbar	2,356
Michael Jordan	2,188
LEBRON JAMES	2,182
Shaquille O'Neal	2,041
Kobe Bryant	2,014
Tim Duncan	1,975
Karl Malone	1,743
Jerry West	1,622
TONY PARKER	1,599
Hakeem Olajuwon	1,504

HIGHEST FIELD GOAL PERCENTAGE

(150 FGM minimum)			
Player	FGM	FGA	Pct
DEANDRE JORDAN	202	305	.662
James Donaldson	153	244	.627
DWIGHT HOWARD	626	1,069	.586
Kurt Rambis	284	495	.574
TIAGO SPLITTER	155	271	.572
Otis Thorpe	321	564	.569
Artis Gilmore	179	315	.568
Mark West	201	355	.566
TYSON CHANDLER	193	341	.566
MARCIN GORTAT	215	381	.564

MOST FREE THROWS ATTEMPTED

Shaquille O'Neal	2,317
LEBRON JAMES	1,978
Tim Duncan	1,766
Michael Jordan	1,766
Karl Malone	1,725
Wilt Chamberlain	1,627
Kobe Bryant	1,617
Jerry West	1,506
Kareem Abdul-Jabbar	1,419
Magic Johnson	1,274

MOST FREE THROWS MADE

LEBRON JAMES	1,468
Michael Jordan	1,463
Kobe Bryant	1,320
Karl Malone	1,269
Tim Duncan	1,217
Jerry West	1,213
Shaquille O'Neal	1,168
DIRK NOWITZKI	1,074
Magic Johnson	1,068
Kareem Abdul-Jabbar	1,050

HIGHEST FREE THROW PERCENTAGE

(100 FTM minimum)

Player	FTM	FTA	Pct
Mark Price	202	214	.944
Calvin Murphy	165	177	.932
Bill Sharman	370	406	.911
Kiki Vandeweghe	235	259	.907
Hersey Hawkins	292	322	.907
KYLE KORVER	100	111	.901
Steve Nash	396	440	.900
Peja Stojakovic	261	290	.900
Reggie Miller	770	862	.893
DIRK NOWITZKI	1,074	1,204	.892

MOST 3-PT. FIELD GOALS MADE

Ray Allen	385
LEBRON JAMES	331
Reggie Miller	320
MANU GINOBILI	318
STEPHEN CURRY	314
Kobe Bryant	292
Derek Fisher	285
PAUL PIERCE	276
Chauncey Billups	267
Robert Horry	261

MOST 3-PT. FIELD GOALS ATTEMPTED

Ray Allen	959
LEBRON JAMES	1,002
Ray Allen	959
MANU GINOBILI	887
Kobe Bryant	882
Reggie Miller	820
PAUL PIERCE	777
STEPHEN CURRY	765
Jason Kidd	733
Chauncey Billups	729
Robert Horry	728

HIGHEST 3-POINT FIELD GOAL PERCENTAGE

(35 3FGM Minimum)

Player	3FGM	3FGA	Pct
Bob Hansen	38	76	.500
Raja Bell	81	174	.466
JARED DUDLEY	36	79	.456
B.J. Armstrong	51	113	.451
MIKE DUNLEAVY	51	113	.451
Kenny Smith	117	261	.448
CHANNING FRYE	76	171	.444
AL HORFORD	41	93	.441
Tim Thomas	88	202	.436
Jeff Hornacek	122	282	.433

ALL-TIME NBA PLAYOFF LEADERS

(ACTIVE PLAYERS IN 2016-17 IN CAPITAL LETTERS)

MOST OFFENSIVE REBOUNDS

Shaquille O'Neal	866
Tim Duncan	778
Dennis Rodman	626
Robert Parish	571
Horace Grant	549
Charles Oakley	519
Charles Barkley	510
Moses Malone	510
Kareem Abdul-Jabbar	505
Karl Malone	502

MOST DEFENSIVE REBOUNDS

Tim Duncan	2,081
Shaquille O'Neal	1,642
LEBRON JAMES	1,587
Karl Malone	1,560
Larry Bird	1,323
Kareem Abdul-Jabbar	1,273
DIRK NOWITZKI	1,234
Kevin Garnett	1,214
Robert Parish	1,194
Hakeem Olajuwon	1,150

MOST REBOUNDS

Bill Russell	4,104
Wilt Chamberlain	3,913
Tim Duncan	2,859
Shaquille O'Neal	2,508
Kareem Abdul-Jabbar	2,481
Karl Malone	2,062
LEBRON JAMES	1,922
Wes Unseld	1,777
Robert Parish	1,765
Elgin Baylor	1,724

MOST STEALS

Scottie Pippen	395
LEBRON JAMES	389
Michael Jordan	376
Magic Johnson	358
John Stockton	338
Kobe Bryant	310
Jason Kidd	302
Larry Bird	296
Maurice Cheeks	295
MANU GINOBILI	285

MOST ASSISTS

Magic Johnson	2,346
John Stockton	1,839
LEBRON JAMES	1,489
Jason Kidd	1,263
TONY PARKER	1,137
Larry Bird	1,062
Steve Nash	1,061
Scottie Pippen	1,048
Kobe Bryant	1,040
Michael Jordan	1,022

MOST BLOCKED SHOTS

Tim Duncan	568
Kareem Abdul-Jabbar	476
Hakeem Olajuwon	472
Shaquille O'Neal	459
David Robinson	312
Robert Parish	309
Patrick Ewing	303
Kevin McHale	281
Dikembe Mutombo	251
Ben Wallace	250

MOST PERSONAL FOULS

Kareem Abdul-Jabbar	797
Shaquille O'Neal	769
Robert Horry	717
Tim Duncan	701
Scottie Pippen	686
Karl Malone	662
Kobe Bryant	660
Derek Fisher	645
Rasheed Wallace	640
Dennis Rodman	630

MOST DISQUALIFICATIONS

Tom Sanders	26
Vern Mikkelsen	24
Bailey Howell	21
Charlie Share	17
Jack Sikma	17
Darryl Dawkins	16
Robert Parish	16
Dave Cowens	15
Kenyon Martin	15
Five tied	14

HIGHEST SCORING AVERAGE

(25 games or 625 points minimum)

Player	G	FGM	FTM	Pts
AvgMichael Jordan	179	2,188	1,463	5,987 33.4
Allen Iverson	71	755	478	2,111 29.7
Jerry West	153	1,622	1,213	4,457 29.1
KEVIN DURANT	106	1,026	774	3,048 28.8
LEBRON JAMES	217	2,182	1,468	6,163 28.4
Elgin Baylor	134	1,388	847	3,623 27.0
George Gervin	59	622	348	1,592 27.0
STEPHEN CURRY	75	652	347	1,965 26.2
Hakeem Olajuwon	145	1,504	743	3,755 25.9
CARMELO ANTHONY	66	589	442	1,693 25.7

MOST POINTS

LEBRON JAMES	6,163
Michael Jordan	5,987
Kareem Abdul-Jabbar	5,762
Kobe Bryant	5,640
Shaquille O'Neal	5,250
Tim Duncan	5,172
Karl Malone	4,761
Jerry West	4,457
TONY PARKER	4,012
Larry Bird	3,897

ACTIVE NBA PLAYOFF LEADERS

(PLAYERS WHO WERE ON ACTIVE ROSTERS OR ON INJURED LIST DURING 2016-17 SEASON)

MOST GAMES PLAYED

Tony Parker	221
LeBron James	217
Manu Ginobili	213
Dwyane Wade	172
Paul Pierce	170
James Jones	148
Udonis Haslem	147
Dirk Nowitzki	145
Richard Jefferson	140
Pau Gasol	131

MOST MINUTES PLAYED

LeBron James	9,128
Tony Parker	7,692
Dwyane Wade	6,570
Paul Pierce	6,229
Manu Ginobili	5,970
Dirk Nowitzki	5,893
Pau Gasol	4,734
Kevin Durant	4,348
Joe Johnson	4,212
Jason Terry	3,944

MOST FIELD GOALS MADE

LeBron James	2,182
Tony Parker	1,599
Dwyane Wade	1,419
Dirk Nowitzki	1,220
Kevin Durant	1,026
Paul Pierce	1,022
Manu Ginobili	941
Pau Gasol	802
Russell Westbrook	757
Joe Johnson	697

MOST FIELD GOALS ATTEMPTED

LeBron James	4,496
Tony Parker	3,464
Dwyane Wade	2,992
Dirk Nowitzki	2,642
Paul Pierce	2,415
Kevin Durant	2,194
Manu Ginobili	2,172
Russell Westbrook	1,825
Joe Johnson	1,630
Pau Gasol	1,580

HIGHEST FIELD GOAL PERCENTAGE

(150 FGM minimum)

Player	FGM	FGA	Pct
DeAndre Jordan	202	305	.662
Dwight Howard	626	1,069	.586
Tiago Splitter	155	271	.572
Tyson Chandler	193	341	.566
Marcin Gortat	215	381	.564
Jonas Valanciunas	162	288	.563
Nick Collison	164	294	.558
Tristan Thompson	175	314	.557
Nene Hilario	304	585	.520
Kawhi Leonard	523	1,017	.514

MOST FREE THROWS MADE

LeBron James	1,468
Dirk Nowitzki	1,074
Dwyane Wade	930
Paul Pierce	860
Manu Ginobili	809
Kevin Durant	774
Tony Parker	695
James Harden	590
Russell Westbrook	571
Dwight Howard	497

MOST FREE THROWS ATTEMPTED

LeBron James	1,978
Dirk Nowitzki	1,204
Dwyane Wade	1,194
Paul Pierce	1,036
Manu Ginobili	990
Tony Parker	951
Dwight Howard	912
Kevin Durant	907
James Harden	679
Russell Westbrook	679

HIGHEST FREE THROW PERCENTAGE

(100 FTM minimum)

Player	FTM	FTA	Pct
Kyle Korver	100	111	.901
Dirk Nowitzki	1,074	1,204	.892
Damian Lillard	179	201	.891
Brandon Bass	146	164	.890
J.J. Redick	144	162	.889
Stephen Curry	347	392	.885
Kyrie Irving	211	241	.876
Jamal Crawford	201	231	.870
James Harden	590	679	.869
Jeff Teague	208	240	.867

MOST 3-PT. FIELD GOALS MADE

LeBron James	331
Manu Ginobili	318
Stephen Curry	314
Paul Pierce	276
J.R. Smith	244
Klay Thompson	237
Kevin Durant	222
Jason Terry	219
Kyle Korver	192
Danny Green	186

MOST 3-PT. FIELD GOAL ATT.

LeBron James	1,002
Manu Ginobili	887
Paul Pierce	777
Stephen Curry	765
J.R. Smith	659
Kevin Durant	645
Klay Thompson	586
Jason Terry	569
James Harden	532
Kyle Korver	497

HIGHEST 3-POINT FIELD GOAL PERCENTAGE

(35 3FGM minimum)

Player	3FGM	3FGA	Pct
Jared Dudley	36	79	.456
Mike Dunleavy	51	113	.451
Channing Frye	76	171	.444
Al Horford	41	93	.441
Kevin Love	105	243	.432
Al-Farouq Aminu	42	98	.429
Kawhi Leonard	125	293	.427
Danny Green	186	441	.422
Kyrie Irving	122	294	.415
Stephen Curry	314	765	.410

ACTIVE NBA PLAYOFF LEADERS

(PLAYERS WHO WERE ON ACTIVE ROSTERS OR ON INJURED LIST DURING 2016-17 SEASON)

MOST OFFENSIVE REBOUNDS

Dwight Howard	383
Pau Gasol	371
LeBron James	335
Tyson Chandler	257
Tristan Thompson	243
Joakim Noah	237
Dwyane Wade	231
Udonis Haslem	230
Paul Millsap	226
Zach Randolph	224

MOST DEFENSIVE REBOUNDS

LeBron James	1,587
Dirk Nowitzki	1,234
Dwight Howard	932
Paul Pierce	860
Pau Gasol	851
Kevin Durant	749
Manu Ginobili	705
Dwyane Wade	676
Udonis Haslem	592
Draymond Green	568

MOST REBOUNDS

LeBron James	1,922
Dirk Nowitzki	1,446
Dwight Howard	1,315
Pau Gasol	1,222
Paul Pierce	985
Dwyane Wade	907
Manu Ginobili	859
Kevin Durant	849
Udonis Haslem	822
Al Horford	738

MOST STEALS

LeBron James	389
Manu Ginobili	285
Dwyane Wade	266
Paul Pierce	204
Tony Parker	196
Rajon Rondo	188
Russell Westbrook	170
Chris Paul	168
Andre Iguodala	151
Dirk Nowitzki	149

MOST ASSISTS

LeBron James	1,489
Tony Parker	1,137
Rajon Rondo	871
Dwyane Wade	852
Manu Ginobili	811
Chris Paul	718
Russell Westbrook	680
Deron Williams	630
Paul Pierce	579
Stephen Curry	497

MOST BLOCKED SHOTS

Serge Ibaka	239
Dwight Howard	234
Pau Gasol	232
LeBron James	209
Dwyane Wade	174
Dirk Nowitzki	129
Kevin Durant	126
Draymond Green	116
DeAndre Jordan	116
Al Horford	114

MOST PERSONAL FOULS

Manu Ginobili	575
Paul Pierce	547
LeBron James	517
Dwyane Wade	456
Tony Parker	427
Dirk Nowitzki	407
Udonis Haslem	386
Dwight Howard	381
Pau Gasol	351
Richard Jefferson	323

MOST DISQUALIFICATIONS

Tyson Chandler	10
Dwight Howard	9
Nene Hilario	8
Carmelo Anthony	6
Andrew Bogut	6
Nick Collison	6
Draymond Green	6
Blake Griffin	6
Paul Pierce	6
Anderson Varejao	6
Metta World Peace	6

HIGHEST SCORING AVERAGE

(25 games or 625 points minimum)

Player	G	FGM	FTM	Pts	Avg
Kevin Durant	106	1,026	774	3,048	28.8
LeBron James	217	2,182	1,468	6,163	28.4
Stephen Curry	75	652	347	1,965	26.2
Carmelo Anthony	66	589	442	1,693	25.7
Russell Westbrook	87	757	571	2,199	25.3
Dirk Nowitzki	145	1,220	1,074	3,663	25.3
Damian Lillard	31	250	179	762	24.6
Kyrie Irving	52	455	211	1,243	23.9
Derrick Rose	41	367	186	973	23.7
Bradley Beal	34	278	138	768	22.6

MOST POINTS

LeBron James	6,163
Tony Parker	4,012
Dwyane Wade	3,871
Dirk Nowitzki	3,663
Paul Pierce	3,180
Kevin Durant	3,048
Manu Ginobili	3,009
Russell Westbrook	2,199
Pau Gasol	2,068
Stephen Curry	1,965

NBA COACHES RECORDS

REGULAR SEASON

REGULAR SEASON: TOTAL VICTORIES

(Coaches who have won 300+ games in NBA history)
2016-17 head coaches in capital letters)

	W	L	Pct
Don Nelson	1,335	1,063	.557
Lenny Wilkens	1,332	1,155	.536
Jerry Sloan	1,221	803	.603
Pat Riley	1,210	694	.636
George Karl	1,175	824	.588
Phil Jackson	1,155	485	.704
GREGG POPOVICH	1,150	506	.694
Larry Brown	1,098	904	.548
Rick Adelman	1,042	749	.582
Bill Fitch	944	944	.500
Red Auerbach	938	479	.662
Dick Motta	935	1,017	.479
Jack Ramsay	864	783	.525
Cotton Fitzsimmons	832	775	.518
DOC RIVERS	804	584	.579
Gene Shue	784	861	.477
John MacLeod	707	657	.518
Red Holzman	696	603	.536
RICK CARLISLE	694	520	.572
Mike Fratello	667	548	.549
Flip Saunders	654	592	.525
Chuck Daly	638	437	.593
Doug Moe	628	529	.543
Mike Dunleavy	613	716	.461
Alvin Attles	557	518	.518
Del Harris	556	457	.549
Rudy Tomjanovich	525	416	.561
K.C. Jones	522	252	.674
NATE MCMILLAN	520	492	.514
MIKE D'ANTONI	510	453	.530
STAN VAN GUNDY	484	341	.587
SCOTT SKILES	478	480	.499
KEVIN LOUGHERY	474	662	.417
ALEX HANNUM	471	412	.533
BILLY CUNNINGHAM	454	196	.698
BYRON SCOTT	454	647	.412
DOUG COLLINS	442	407	.521
ERIK SPOELSTRA	440	282	.609
LARRY COSTELLO	430	300	.589
JEFF VAN GUNDY	430	318	.575
TOM HEINSOHN	427	263	.619
HUBIE BROWN	424	495	.461
JOHN KUNDLA	423	302	.583
BERNIE BICKERSTAFF	419	518	.447
ALVIN GENTRY	399	470	.459
SCOTT BROOKS	387	240	.617
PAUL SILAS	387	488	.442
MIKE BROWN	347	216	.616
BILL RUSSELL	341	290	.540
TERRY STOTTS	338	355	.488
DON CHANEY	337	494	.406
BILL SHARMAN	333	240	.581
JIM LYNAM	328	392	.456
RICHIE GUERIN	327	291	.529
AL CERVI	326	241	.575
JOE LAPCHICK	326	247	.569
CHRIS FORD	323	376	.462
PAUL WESTPHAL	318	279	.533
FRED SCHAUS	315	245	.563
MIKE WOODSON	315	365	.463
DWANE CASEY	314	284	.525
BOB HILL	310	293	.514
STAN ALBECK	307	267	.535
MAURICE CHEEKS	305	315	.492
JIM O'BRIEN	303	327	.481

REGULAR SEASON: TOTAL GAMES

Lenny Wilkens	2,487
Don Nelson	2,398
Bill Fitch	2,050
Jerry Sloan	2,024
Larry Brown	2,002
George Karl	1,999
Dick Motta	1,952
Pat Riley	1,904
Rick Adelman	1,791
GREGG POPOVICH	1,656
Jack Ramsay	1,647
Gene Shue	1,645
Phil Jackson	1,640
Cotton Fitzsimmons	1,607
Red Auerbach	1,417
DOC RIVERS	1,388
John MacLeod	1,364
Mike Dunleavy	1,329
Red Holzman	1,299
Flip Saunders	1,246

REGULAR SEASON: WINNING PERCENTAGE

(400 games minimum)

	Pct	W	L
Phil Jackson	.704	1,155	485
Billy Cunningham	.698	454	196
GREGG POPOVICH	.694	1,150	506
K.C. Jones	.674	522	252
Red Auerbach	.662	938	479
Pat Riley	.636	1,210	694
Lester Harrison	.620	295	181
Tom Heinsohn	.619	427	263
SCOTT BROOKS	.617	387	240
Mike Brown	.616	347	216
ERIK SPOELSTRA	.609	440	282
Jerry Sloan	.603	1,221	803
TOM THIBODEAU	.601	286	190
Chuck Daly	.593	638	437
Larry Costello	.589	430	300
George Karl	.588	1,175	824
STAN VAN GUNDY	.587	484	341
John Kundla	.583	423	302
Rick Adelman	.582	1,042	749
Bill Sharmam	.581	333	240

PLAYOFFS

PLAYOFFS: TOTAL VICTORIES

(2016-17 head coaches in capital letters)

	W	L	Pct
Phil Jackson	229	104	.688
Pat Riley	171	111	.606
GREGG POPOVICH	166	106	.610
Larry Brown	100	93	.518
Red Auerbach	99	69	.589
Jerry Sloan	98	104	.485
DOC RIVERS	82	79	.509
K.C. Jones	81	57	.587
George Karl	80	105	.432
Lenny Wilkens	80	98	.449
Rick Adelman	79	78	.503
Chuck Daly	75	51	.595
Don Nelson	75	91	.452
ERIK SPOELSTRA	70	43	.619
Billy Cunningham	66	39	.629
John Kundla	60	35	.632
RICK CARLISLE	58	62	.483
Red Holzman	56	47	.552
Dick Motta	56	70	.444
Bill Fitch	55	54	.505
Rudy Tomjanovich	51	39	.567
STAN VAN GUNDY	48	43	.527
Mike Brown	47	36	.566
Tom Heinsohn	47	33	.588
STEVE KERR	47	15	.758
John MacLeod	46	54	.465
Flip Saunders	47	51	.480
SCOTT BROOKS	46	40	.535
Alex Hannum	45	34	.570
Jack Ramsay	44	58	.431
Jeff Van Gundy	44	44	.500

PLAYOFFS: TOTAL GAMES

Phil Jackson	333
Pat Riley	282
GREGG POPOVICH	272
Jerry Sloan	202
Larry Brown	193
George Karl	185
Lenny Wilkens	178
Red Auerbach	168
Don Nelson	166
DOC RIVERS	161
Rick Adelman	157
K.C. Jones	138
Chuck Daly	126
Dick Motta	126
RICK CARLISLE	120

PLAYOFFS: WINNING PERCENTAGE

(25 games minimum)

	Pct	W	L
STEVE KERR	.758	47	15
TYRONN LUE	.744	29	10
Phil Jackson	.688	229	104
Butch van Breda Kolf	.636	21	12
John Kundla	.632	60	35
Billy Cunningham	.629	66	39
ERIK SPOELSTRA	.619	70	43
Larry Costello	.617	37	23
Larry Bird	.615	32	20
GREGG POPOVICH	.610	166	106
Pat Riley	.606	171	111
Chuck Daly	.595	75	51
Red Auerbach	.589	99	69
Tom Heinsohn	.588	47	33
K.C. Jones	.587	81	57

Centennial Tower • 101 Marietta Street, Ste. 1900 • Atlanta, GA 30303
(404) 878-3800 • www.hawks.com

Principal Owner & Chair of the Board of Directors Tony Ressler
Vice Chair of the Board Grant Hill
Alternate NBA Governor Steven Price
CEO, Atlanta Hawks Basketball Club/Philips Arena Steve Koonin
General Manager, Head of Basketball Operations Traavis Schlenk
Head Coach Mike Budenholzer
Assistant Coaches Darwin Ham, Taylor Jenkins, Charles Jent,
Charles Lee, Patrick St. Andrews, Ben Sullivan
Executive Director of Athletic Performance Keke Lyles
Head Athletic Trainer Scottie Parker
Senior VP of Public Relations Garin Narain
Home Court Philips Arena (21,000, built in 1999)
Radio WZGC/92.9 The Game: Steve Holman
Television FOX Sports Southeast: Bob Rathbun, Dominique Wilkins,



Mike Budenholzer

2017-18 SCHEDULE VS. HAWKS

11/20 Monday 7:30 p.m. in San Antonio
1/15 Monday 2:00 p.m. at Atlanta

2016-17 RESULTS VS. HAWKS

1/1 114-112 (OT) Hawks in San Antonio
3/13 107-99 Spurs in San Antonio

ALL-TIME RESULTS

76-77:	ATL 4-0	97-98:	Tied 1-1
77-78:	SA 3-1	98-99:	DNP
78-79:	ATL 3-1	99-00:	SA 2-0
79-80:	ATL 5-1	00-01:	SA 2-0
80-81:	Tied 1-1	01-02:	SA 2-0
81-82:	Tied 1-1	02-03:	Tied 1-1
82-83:	SA 2-0	03-04:	Tied 1-1
83-84:	Tied 1-1	04-05:	SA 2-0
84-85:	SA 2-0	05-06:	Tied 1-1
85-86:	Tied 1-1	06-07:	SA 2-0
86-87:	ATL 2-0	07-08:	SA 2-0
87-88:	ATL 2-0	08-09:	SA 2-0
88-89:	Tied 1-1	09-10:	Tied 1-1
89-90:	Tied 1-1	10-11:	SA 2-0
90-91:	ATL 2-0	11-12:	SA 1-0
91-92:	SA 2-0	12-13:	SA 2-0
92-93:	ATL 2-0	13-14:	SA 2-0
93-94:	Tied 1-1	14-15:	SA 2-0
94-95:	Tied 1-1	15-16:	SA 2-0
95-96:	SA 2-0	16-17:	Tied 1-1
96-97:	ATL 2-0	TOTALS:	SA 52-37

SPURS-HAWKS SERIES NOTES

OVERALL RECORD: 52-37 **HOME:** 33-12 **ROAD:** 19-25 **OT:** 1-3
CURRENT STREAK: Won 1 **HOME:** W 1 **ROAD:** L 1
SPURS BIGGEST WIN: 39, 114-75 on 11/21/03 in San Antonio
SPURS BIGGEST LOSS: 24, 124-100 on 11/28/87 at Atlanta
SPURS LAST WIN AT HOME: 107-99 on 3/13/17
SPURS LAST LOSS AT HOME: 109-89 on 2/15/97
SPURS LAST WIN ON THE ROAD: 103-78 on 12/12/16
SPURS LAST LOSS ON THE ROAD: 114-112 (OT) on 1/17/17

DID YOU KNOW?

Atlanta head coach Mike Budenholzer spent 19 seasons with the Spurs ... he started in the summer of 1994 as a video coordinator before becoming an assistant coach in 1996 ... Atlanta assistant coach Taylor Jenkins served as head coach of San Antonio Spurs D-League affiliate, Austin Spurs, during the 2012-13 season ... Hawks assistant coach Ben Sullivan served as the Spurs video coordinator from 2012-14 ... the Hawks scored 87 points on 40-of-53 (.755) shooting in the second half of a 143-120 Hawks win in San Antonio on 11/27/79 ... that game saw the Hawks set Spurs opponent franchise records for most field goals made in a half, most points scored in a second half and most assists by an opponent in one half with 28 ... the Hawks limited San Antonio to a franchise low 5 first quarter points on 1-of-17 shooting (.059) on 2/25/08 ... the Spurs would go on to win the game 89-74 ... Manu Ginobili set a Spurs franchise record when he reeled off 24 straight points at Atlanta on 2/21/07 ... Hawks television broadcaster and NBA Hall of Famer Dominique Wilkins played for the Spurs during the 1996-97 season ... Wilkins is Atlanta's all-time leader in games played and points scored ... Atlanta forward Taurien Prince spent his high school years playing for Earl Warren High School in San Antonio.

2016-17 SEASON SERIES (1-1) SAN ANTONIO SPURS VS. ATLANTA

PLAYER	G-GS	MIN	FG-FGA	PCT	3FG-FGA	PCT	FT-FTA	PCT	OFF	DEF	TOT	AST	PF	QD	STL	TO	BLK	PTS	AVG	HI
ALDRIDGE	1-1	43	12-17	.706	1-1	1.000	2-2	1.000	3	10	13	2	0	0	2	3	27	27.0	27	
LEONARD	2-2	67	13-36	.361	4-14	.286	14-17	.824	2	7	9	6	7	0	1	6	2	44	22.0	31
PARKER	1-1	32	10-18	.556	1-2	.500	1-2	.500	1	2	3	7	1	0	0	1	0	22	22.0	22
GASOL	2-1	65	10-20	.500	3-5	.600	8-10	.800	4	15	19	6	5	0	1	5	5	31	15.5	18
GREEN	2-2	61	8-17	.471	7-13	.538	0-0	---	0	11	11	3	5	0	2	2	2	23	11.5	14
LEE	2-1	48	11-17	.647	0-0	---	0-0	---	3	6	9	6	7	0	0	4	1	22	11.0	14
MILLS	2-1	58	7-21	.333	4-11	.364	2-3	.667	0	2	2	12	3	0	2	0	0	20	10.0	15
BERTANS	1-0	14	3-6	.500	2-5	.400	0-0	---	0	1	1	1	2	0	0	1	1	8	8.0	8
GINOBLI	2-0	43	3-9	.333	2-6	.333	5-5	1.000	1	6	7	9	2	0	5	0	13	6.5	10	
FORBES	1-0	11	2-3	.667	1-2	.500	0-0	---	0	1	1	1	0	0	0	0	5	5.0	5	
DEMDON	2-1	27	2-3	.667	0-0	---	0-0	---	0	10	10	1	7	0	0	5	4	2.0	4	
ANDERSON	2-0	13	0-0	---	0-0	---	0-0	---	0	2	2	1	2	0	0	1	0	0	0.0	0
ANTHONY	1-0	2	0-0	---	0-0	---	0-0	---	1	0	1	0	0	0	0	1	0	0	0.0	0
SIMMONS	2-0	20	0-4	.000	0-2	.000	0-0	---	1	2	3	3	2	0	0	1	0	0	0.0	0
SPURS	2	505	81-171	.474	25-61	.410	32-39	.821	16	75	91	58	43	0	11	35	15	219	109.5	112
HAWKS	2	505	79-173	.457	20-50	.400	35-57	.614	17	65	82	52	41	1	19	28	9	213	106.5	114

2016-17 SEASON SERIES (1-1) ATLANTA HAWKS VS. SAN ANTONIO

PLAYER	G-GS	MIN	FG-FGA	PCT	3FG-FGA	PCT	FT-FTA	PCT	OFF	DEF	TOT	AST	PF	QD	STL	TO	BLK	PTS	AVG	HI
MILLSAP	2-2	86	17-36	.472	3-8	.375	11-16	.688	4	12	16	8	10	1	6	2	48	24.0	32	
HARDAWAY	2-0	60	17-27	.630	9-14	.643	3-4	.750	1	6	7	5	3	0	2	2	46	23.0	29	
SCHRODER	2-0	71	17-39	.436	0-6	.000	4-5	.800	1	2	3	20	2	0	2	5	1	38	19.0	22
ILYASOVA	1-0	23	3-7	.429	1-2	.500	1-1	1.000	1	4	5	2	2	0	2	3	1	8	8.0	8
KORVER	1-0	39	5-12	.417	4-9	.444	0-0	---	0	8	8	4	0	0	1	0	1	14	14.0	14
BAZEMORE	2-2	50	8-16	.500	2-4	.500	5-9	.556	1	3	4	1	9	1	3	1	0	23	11.5	15
HOWARD	2-2	64	4-9	.444	0-0	---	5-14	.357	6	15	21	2	5	0	1	3	1	13	6.5	7
SEFOLOSHA	2-2	44	3-11	.273	0-2	.000	6-8	.750	2	5	7	4	4	0	2	1	1	12	6.0	9
PRINCE	1-0	10	2-4	.500	1-2	.500	0-0	---	0	1	1	0	2	0	1	1	0	5	5.0	5
DELANEY	1-0	20	2-5	.400	0-0	---	0-0	---	0	4	4	4	1	0	0	3	0	4	4.0	4
CALDERON	1-0	10	0-2	.000	0-2	.000	0-0	---	0	0	0	1	0	0	2	1	0	0	0.0	0
MUSCALA	2-0	22	1-4	.250	0-1	.000	0-0	---	1	3	4	1	3	0	1	1	1	2	1.0	2
HUMPHRIES	1-0	6	0-1	.000	0-0	---	0-0	---	0	2	2	0	0	0	0	0	0	0	0.0	0
HAWKS	2	505	79-173	.457	20-50	.400	35-57	.614	17	65	82	52	41	1	19	28	9	213	106.5	114
SPURS	2	505	81-171	.474	25-61	.410	32-39	.821	16	75	91	58	43	0	11	35	15	219	109.5	112

BOSTON CELTICS



Brad Stevens

226 Causeway St. 4th Floor • Boston, MA 02114
(617) 854-8000 • www.celtics.com

Managing Partner, Governor & Chief Executive Officer Wyc Grousbeck
President Rich Gotham
President of Basketball Operations Danny Ainge
Head Coach Brad Stevens
Assistant Coaches Jay Larranaga, Walter McCarty, Micah Shrewsberry
..... Jamie Young, Jerome Allen, Scott Morrison
Director of Performance Art Home
Sr. Vice President of Communications Christian Megliola
Communications Jeff Twiss, Heather Walker, Brian Olive, Brandon Chinn
Home Court TD Garden (18,624, built in 1995)
Radio CBS Radio Boston: Sean Grande, Cedric Maxwell
Television NBC Sports Boston: Mike Gorman, Tom Heinsohn
..... Brian Scalabrine, Abby Chin



2017-18 SCHEDULE VS. CELTICS

10/30 Monday 6:30 p.m. at Boston
12/8 Friday 8:30 p.m. in San Antonio

2016-17 RESULTS VS. CELTICS

11/25 109-103 Spurs at Boston
12/14 108-101 Spurs in San Antonio

ALL-TIME RESULTS

76-77:	BOS 4-0	97-98:	SA 2-0
77-78:	SA 4-0	98-99:	DNP
78-79:	SA 4-0	99-00:	SA 2-0
79-80:	BOS 4-2	00-01:	SA 2-0
80-81:	BOS 2-0	01-02:	SA 2-0
81-82:	BOS 2-0	02-03:	SA 2-0
82-83:	BOS 2-0	03-04:	SA 2-0
83-84:	BOS 2-0	04-05:	SA 2-0
84-85:	BOS 2-0	05-06:	SA 2-0
85-86:	BOS 2-0	06-07:	Tied 1-1
86-87:	BOS 2-0	07-08:	BOS 2-0
87-88:	BOS 2-0	08-09:	Tied 1-1
88-89:	BOS 2-0	09-10:	Ties 1-1
89-90:	Tied 1-1	10-11:	BOS 2-0
90-91:	Tied 1-1	11-12:	SA 1-0
91-92:	Tied 1-1	12-13:	SA 2-0
92-93:	Tied 1-1	13-14:	SA 2-0
93-94:	SA 2-0	14-15:	SA 2-0
94-95:	SA 2-0	15-16:	SA 2-0
95-96:	SA 2-0	16-17:	SA 2-0
96-97:	Tied 1-1	TOTALS:	SA 51-38

SPURS-CELTICS SERIES NOTES

OVERALL RECORD: 51-38 **HOME:** 26-18 **ROAD:** 25-20 **OT:** 0-0
CURRENT STREAK: Won 10 **HOME:** W 5 **ROAD:** W 6
SPURS BIGGEST WIN: 30, 149-119 on 2/14/79 in San Antonio
SPURS BIGGEST LOSS: 41, 132-91 on 3/3/93 at Boston
SPURS LAST WIN AT HOME: 108-101 on 12/14/16
SPURS LAST LOSS AT HOME: 107-97 on 3/31/11
SPURS LAST WIN ON THE ROAD: 109-103 on 11/25
SPURS LAST LOSS ON THE ROAD: 105-103 on 1/5/11

DID YOU KNOW?

With a 91-85 win on 3/17/07, the Celtics snapped an 18-game winning streak the Spurs held over Boston ... prior to that, Boston's last win against San Antonio was a 107-83 victory on 1/8/97 ... the Celtics win also snapped a 15-game road losing streak to the Silver and Black ... the last time Boston won in the Alamo City was on 2/14/90 when they defeated the Spurs 106-95 ... the Celtics held a 20-game win streak over the Spurs spanning from 1980-90 ... San Antonio holds the Celtics opponent record for most assists in a game with 49 on 2/14/79 ... the Spurs 149 points on that evening is tied for third on Boston's all-time opponents high scoring list ... Spurs guard-forward Danny Green (2005-09) and Celtics C Tyler Zeller (2008-12) both attended the University of North Carolina, helping the Tar Heels to the 2009 NCAA Championship... with a win vs Oklahoma City on 4/12, the Spurs tied the 1985-86 Boston Celtics for most home wins in a single-season in NBA history (40) ... Celtics center-forward Aron Baynes spent three seasons and won a championship with San Antonio (2012-15), averaging 4.8 points and 3.6 rebounds.

2016-17 SEASON SERIES (2-0) SAN ANTONIO SPURS VS. BOSTON

PLAYER	G-GS	MIN	FG-FGA	PCT	3FG-FGA	PCT	FT-FTA	PCT	OFF	DEF	TOT	AST	PF-DO	STL	TO	BLK	PTS	AVG	HI
LEONARD	2-2	72	17-35	.486	4-12	.333	13-13	1.000	3	10	13	10	2-0	2	6	3	51	25.5	26
MILLS	2-0	48	10-17	.588	4-8	.500	5-5	1.000	0	1	1	3	3-0	2	6	0	29	14.5	19
LEE	2-1	48	9-14	.643	0-0	---	5-6	.833	9	13	22	6	3-0	1	4	0	23	11.5	15
PARKER	2-2	50	11-22	.500	0-1	.000	1-1	1.000	0	4	4	11	6-0	4	0	0	23	11.5	16
ALDRIDGE	1-1	32	4-12	.333	0-0	---	2-4	.500	3	1	4	4	2-0	0	0	2	10	10.0	10
DEDMON	1-0	16	5-6	.833	0-0	---	0-0	---	1	4	5	0	3-0	1	1	0	10	10.0	10
BERTANS	2-0	38	7-11	.636	4-8	.500	0-0	---	0	3	3	4	1-0	1	0	0	18	9.0	15
GASOL	2-2	52	7-17	.412	1-3	.333	2-2	1.000	1	17	18	8	1-0	2	1	2	17	8.5	17
GREEN	2-2	55	5-8	.625	4-6	.667	2-2	1.000	0	7	7	3	4-0	0	2	3	16	8.0	11
GINOBILI	2-0	43	5-15	.333	2-8	.250	3-4	.750	0	3	4	6	0-0	1	5	0	15	7.5	12
SIMMONS	2-0	19	2-4	.500	0-0	---	1-2	.500	0	0	0	2	1-0	1	2	0	5	2.5	4
ANDERSON	1-0	6	0-0	---	0-0	---	0-0	---	0	2	2	0	0-0	1	0	1	0	0.0	0
FORBES	1-0	0	0-0	---	0-0	---	0-0	---	0	0	0	0	0-0	0	0	0	0	0.0	0
LAPROVITTO	1-0	0	0-0	---	0-0	---	0-0	---	0	0	0	0	0-0	0	0	0	0	0.0	0
SPURS	2	480	82-161	.509	19-46	.413	34-39	.872	18	65	83	57	29-0	13	33	11	217	108.5	109
CELTICS	2	480	79-175	.451	22-65	.338	24-29	.828	16	55	71	57	34-0	20	23	7	204	102.0	103

2016-17 SEASON SERIES (0-2) BOSTON CELTICS VS. SAN ANTONIO

PLAYER	G-GS	MIN	FG-FGA	PCT	3FG-FGA	PCT	FT-FTA	PCT	OFF	DEF	TOT	AST	PF-DO	STL	TO	BLK	PTS	AVG	HI
THOMAS	1-1	36	9-21	.429	3-9	.333	3-4	.750	0	1	1	8	2-0	0	2	0	24	24.0	24
BRADLEY	2-2	74	18-31	.581	6-10	.600	2-2	1.000	2	16	18	9	4-0	3	4	0	44	22.0	23
CROWDER	2-2	64	12-24	.500	7-17	.412	2-3	.667	1	8	9	7	7-0	2	2	1	33	16.5	18
HORFORD	2-2	70	10-25	.400	1-7	.143	4-4	1.000	3	12	15	8	5-0	0	5	3	25	12.5	13
SMART	2-1	63	8-21	.381	0-7	.000	4-4	1.000	4	2	6	16	5-0	4	4	0	20	10.0	11
OLYNYK	2-0	39	6-10	.600	2-3	.667	2-2	1.000	1	3	4	2	3-0	4	1	0	16	8.0	9
ROZIER	2-0	44	6-16	.375	2-7	.286	1-1	1.000	2	3	5	3	2-0	3	1	1	15	7.5	12
JEREBO	2-0	26	5-10	.500	1-4	.250	2-2	1.000	0	3	3	1	0-0	1	0	0	13	6.5	7
BROWN	2-0	16	3-6	.500	0-0	---	3-5	.600	1	3	4	0	2-0	1	2	1	9	4.5	7
JOHNSON	2-2	34	1-8	.125	0-1	.000	1-2	.500	2	3	5	1	4-0	2	1	1	3	1.5	3
ZELLER	2-0	14	1-3	.333	0-0	---	0-0	---	0	1	1	2	0-0	0	0	0	2	1.0	2
CELTICS	2	480	79-175	.451	22-65	.338	24-29	.828	16	55	71	57	34-0	20	23	7	204	102.0	103
SPURS	2	480	82-161	.509	19-46	.413	34-39	.872	18	65	83	57	29-0	13	33	11	217	108.5	109



15 Metro Tech Center, 11th Floor • Brooklyn, NY 11201
(718) 933-3000 • www.nets.com

Principal Owner Mikhail Prokhorov
Chief Executive Officer Brett D. Yormark
General Manager Sean Marks
Assistant General Manager Trajan Langdon
Head Coach Kenny Atkinson
Assistant Coaches Jacque Vaughn, Chris Fleming, Bret Briellemaier
Assistant Coach for Player Development Adam Harrington
Assistant Coach/Advance Scout Jordan Ott
Strength & Conditioning Coach Dan Meehan
Head Athletic Trainer/Physical Therapist Lloyd Beckett
Senior Director of Public Relations Aaron Harris
Home Court Barclays Center (17,732, Built in 2012)
Radio WFAN (660 AM/101.9 FM); Chris Carrino, Tim Capstraw
Television YES Network: Ian Eagle, Mike Fratello, Sarah Kustock,
Ryan Ruocco, Jim Spanarkel



Kenny Atkinson

2017-18 SCHEDULE VS. NETS

12/26 Tuesday 8:30 p.m. in San Antonio
1/17 Wednesday 7:30 p.m. at Brooklyn

2016-17 RESULTS VS. NETS

12/10 130-101 Spurs in San Antonio
1/23 112-86 Spurs at Brooklyn

ALL-TIME RESULTS

76-77:	SA 3-1	97-98:	Tied 1-1
77-78:	SA 4-0	98-99:	DNP
78-79:	SA 4-0	99-00:	SA 2-0
79-80:	Tied 3-3	00-01:	Tied 1-1
80-81:	SA 2-0	01-02:	NJ 2-0
81-82:	Tied 1-1	02-03:	Tied 1-1
82-83:	SA 2-0	03-04:	SA 2-0
83-84:	SA 2-0	04-05:	SA 2-0
84-85:	SA 2-0	05-06:	SA 2-0
85-86:	Tied 1-1	06-07:	SA 2-0
86-87:	SA 2-0	07-08:	SA 2-0
87-88:	Tied 1-1	08-09:	SA 2-0
88-89:	Tied 1-1	09-10:	Tied 1-1
89-90:	SA 2-0	10-11:	SA 2-0
90-91:	SA 2-0	11-12:	SA 1-0
91-92:	Tied 1-1	12-13:	SA 1-0
92-93:	Tied 1-1	13-14:	Tied 1-1
93-94:	Tied 1-1	14-15:	Tied 1-1
94-95:	SA 2-0	15-16:	SA 2-0
95-96:	SA 2-0	16-17:	SA 2-0
96-97:	NJ 2-0	TOTALS:	SA 68-21

SPURS-NETS SERIES NOTES

OVERALL RECORD: 68-21 **HOME:** 40-4 **ROAD:** 28-17 **OT:** 2-2
CURRENT STREAK: Won 4 **HOME:** W 14 **ROAD:** W 2
SPURS BIGGEST WIN: 41, 151-110 on 11/25/78 in San Antonio
SPURS BIGGEST LOSS: 26, 99-73 on 11/7/93 in San Antonio
SPURS LAST WIN AT HOME: 130-101 on 12/10/16
SPURS LAST LOSS AT HOME: 92-86 on 1/22/02
SPURS LAST WIN ON THE ROAD: 112-86 on 1/23/17
SPURS LAST LOSS ON THE ROAD: 95-93 (OT) on 12/3/14

DID YOU KNOW?

San Antonio enters the 2016-17 season with a .909 (40-4) winning percentage at home against the Nets, its highest home winning percentage against any team ... the Spurs captured their second NBA Championship in franchise history when they defeated the Nets 4-2 in the NBA Finals on 6/15/03 ... the 2003 Finals also marked the first time that two former ABA teams met to decide an NBA Championship ... the Spurs own the Nets third-highest opponent record for most points scored in a regulation game with 151 on 11/25/78 ... San Antonio won the game 151-110 ... joining the Nets this season are a handful of familiar faces from the Alamo City... Nets general manager Sean Marks spent the past five years with the Spurs, most recently serving as the assistant general manager ... Nets assistant coach Bret Briellemaier got his first NBA experience with San Antonio in 2009-10 as the Spurs player development assistant... Briellemaier was promoted to the Silver and Black's video coordinator in 2010, spending three more seasons before joining the Cavaliers staff as an assistant coach ... former Spur, Jacque Vaughn, also joins Briellemaier on the Nets bench ... Vaughn spent two seasons as a Spurs assistant coach (2010-12) and played three of his 12 seasons in the NBA with San Antonio.

2016-17 SEASON SERIES (2-0) SAN ANTONIO SPURS VS. BROOKLYN

PLAYER	G-GS	MIN	FG-FGA	PCT	3FG-FGA	PCT	FT-FTA	PCT	OFF DEF TOT	AST	PF-QD	STL	TO	BLK	PTS	AVG	HI
LEONARD	1-1	27	10-18	.556	4-7	.571	6-6	1.000	1 6 7	3	1-0	1	0	1	30	30.0	30
MILLS	2-0	37	13-24	.542	8-13	.615	2-3	.667	1 2 3	6	1-0	3	2	0	36	18.0	20
GASOL	1-1	25	6-13	.462	1-1	1.000	2-3	.667	0 5 5	4	5-0	0	3	1	15	15.0	15
ALDRIDGE	2-2	49	14-29	.483	0-1	.000	0-0	---	8 10 18	8	4-0	2	2	3	28	14.0	16
SIMMONS	2-0	37	9-15	.600	3-4	.750	4-4	1.000	0 4 4	6	3-0	0	1	0	25	12.5	14
PARKER	1-0	20	5-8	.625	1-1	1.000	1-1	1.000	0 1 1	7	0-0	1	0	0	12	12.0	12
LEE	2-0	44	10-18	.556	0-0	---	3-4	.750	6 9 15	4	3-0	1	1	0	23	11.5	15
ANDERSON	2-1	45	7-14	.500	1-1	1.000	1-2	.500	1 5 6	3	2-0	2	1	2	16	8.0	14
BERTANS	2-0	34	4-9	.444	2-7	.286	6-6	1.000	0 8 8	2	7-0	2	0	2	16	8.0	11
DEDMON	2-1	37	6-7	.857	0-0	---	3-3	1.000	1 13 14	3	5-0	1	2	1	15	7.5	10
GREEN	2-2	55	6-12	.500	1-4	.250	1-2	.500	0 5 5	3	2-0	3	1	1	14	7.0	9
MURRAY	1-1	22	2-8	.250	0-2	.000	0-0	---	1 5 6	3	1-0	0	2	0	4	4.0	4
GINOBILI	1-0	18	1-3	.333	1-2	.500	0-0	---	0 1 1	3	1-0	2	2	0	3	3.0	3
LAPROVITOLA	1-0	12	1-4	.250	1-2	.500	0-0	---	0 0 0	1	3-0	0	1	1	3	3.0	3
FORBES	1-0	13	1-6	.167	0-3	.000	0-0	---	1 1 2	1	0-0	0	0	0	2	2.0	2
ANTHONY	1-0	5	0-1	.000	0-0	---	0-0	---	1 3 4	0	0-0	0	0	0	0	0.0	0
SPURS	2	480	95-189	.503	23-48	.479	29-34	.853	21 78 99	60	35-0	18	19	12	242	121.0	130

2016-17 SEASON SERIES (0-2) BROOKLYN NETS VS. SAN ANTONIO

PLAYER	G-GS	MIN	FG-FGA	PCT	3FG-FGA	PCT	FT-FTA	PCT	OFF DEF TOT	AST	PF-QD	STL	TO	BLK	PTS	AVG	HI
LOPEZ	2-2	46	7-17	.412	0-2	.000	12-12	1.000	6 3 9	6	3-0	1	4	2	26	13.0	14
WHITEHEAD	2-1	25	3-15	.200	3-8	.375	5-5	1.000	26 10 36	4	1-0	1	4	0	26	13.0	19
BOGDANOVIC	2-2	50	9-21	.429	3-7	.429	4-5	.800	0 7 7	7	3-0	0	2	0	25	12.5	20
KILPATRICK	2-1	54	9-23	.391	1-8	.125	4-4	1.000	1 10 11	2	3-0	0	4	0	23	11.5	17
HARRIS	1-0	19	4-8	.500	1-2	.500	1-2	.500	0 4 4	0	2-0	0	1	0	10	10.0	10
BOOKER	2-2	46	8-13	.615	0-3	.000	2-2	1.000	0 8 8	2	0-0	0	3	0	18	9.0	9
DINWIDDIE	2-1	42	8-12	.667	1-2	.500	0-0	---	0 3 3	4	0-0	2	2	2	17	8.5	13
SCOLA	2-0	23	5-11	.455	1-2	.500	0-0	---	4 9 13	2	3-0	0	0	0	15	7.5	15
HOLLIS-JEFF.	2-0	36	4-13	.308	0-1	.000	6-6	1.000	2 10 12	1	2-0	1	1	1	14	7.0	8
BENNETT	1-0	15	1-7	.143	1-4	.250	0-0	---	2 5 7	1	1-0	0	2	0	3	3.0	3
FOYE	2-1	51	1-8	.125	1-6	.167	1-2	.500	0 5 5	6	5-0	1	4	0	4	2.0	3
HAMILTON	1-0	16	1-3	.333	0-2	.000	0-0	---	1 3 4	0	1-0	0	0	2	2	2.0	2
LEVERT	1-0	15	1-5	.200	0-3	.000	0-0	---	0 1 1	2	1-0	1	2	0	2	2.0	2
MCCULLOUGH	1-0	5	1-2	.500	0-0	---	0-0	---	0 0 0	1	0-0	0	0	0	2	2.0	2
NICHOLSON	1-0	7	1-4	.250	0-2	.000	0-0	---	0 1 1	0	3-0	0	1	0	2	2.0	2
ACY	1-0	11	0-1	.000	0-1	.000	0-0	---	0 0 0	0	2-0	1	1	0	0	0.0	0
MCDANIELS	2-0	15	0-3	.000	0-2	.000	0-0	---	0 2 2	0	1-0	0	0	0	0	0.0	0
NETS	2	480	68-168	.405	12-52	.231	39-43	.907	16 69 85	35	34-0	8	33	7	187	93.5	101
SPURS	2	480	95-189	.503	23-48	.479	29-34	.853	21 78 99	60	35-0	18	19	12	242	121.0	130

CHARLOTTE HORNETS



Steve Clifford

333 E. Trade Street • Charlotte, NC 28202
(704) 688-8600 • www.hornets.com

Chairman Michael Jordan
Vice Chairman Curtis Polk
General Manager Rich Cho
Assistant General Manager Buzz Peterson
Head Coach Steve Clifford
Associate Head Coach Stephen Silas
Assistant Coaches Mike Batiste, Pat Delany, Eddie Jordan,
Steve Hetzel, Bruce Krutner
Head Athletic Trainer Steve Stricker
Vice President of Communications Mike Cristaldi
Home Court Spectrum Center (19,077, built in 2005)
Radio WFNZ: Steve Martin, Matt Carroll
Television Fox Sports Southeast: Eric Collins, Dell Curry, Stephanie Ready



2017-18 SCHEDULE VS. HORNETS

11/3 Friday 8:30 p.m. in San Antonio
11/25 Saturday 7:00 p.m. at Charlotte

2016-17 RESULTS VS. HORNETS

11/23 119-114 Spurs at Charlotte
1/7 102-85 Spurs in San Antonio

ALL-TIME RESULTS

88-89: CHA 2-0 10-11: SA 2-0
89-90: SA 5-0 11-12: SA 1-0
90-91: Tied 1-1 12-13: SA 2-0
91-92: CHA 2-0 13-14: SA 2-0
92-93: Tied 1-1 14-15: SA 2-0
93-94: SA 2-0 15-16: Tied 1-1
94-95: Tied 1-1 16-17: SA 2-0
95-96: SA 2-0 **TOTALS:** SA 39-15
96-97: CHA 2-0
97-98: Tied 1-1
98-99: DNP
99-00: SA 2-0
00-01: Tied 1-1
01-02: Tied 1-1
04-05: SA 2-0
05-06: SA 2-0
06-07: Tied 1-1
07-08: SA 2-0
08-09: SA 2-0
09-10: Tied 1-1

SPURS-HORNETS SERIES NOTES

OVERALL RECORD: 39-15 **HOME:** 20-7 **ROAD:** 19-8 **OT:** 0-1
CURRENT STREAK: Won 2 **HOME:** W 10 **ROAD:** W 1
SPURS BIGGEST WIN: 34, 129-95 on 1/31/90
SPURS BIGGEST LOSS: 16, 92-76 on 1/15/10
SPURS LAST WIN AT HOME: 102-85 on 1/7/17
SPURS LAST LOSS AT HOME: 92-85 (OT) on 11/15/06
SPURS LAST WIN ON THE ROAD: 119-114 on 11/23/16
SPURS LAST LOSS ON THE ROAD: 91-88 on 3/21/16

DID YOU KNOW?

David Robinson blocked 11 shots at Charlotte on 2/2/90, setting a record for most blocks in a game by a Hornets opponent ... Robinson and Terry Cummings each went for 52 points against the Hornets, which ranks in the top five in their all-time top performances list ... Kelly Tripuka became the first player in Hornets history to score 30+ points in a game when he went for 31 against San Antonio on 11/19/88 ... the Hornets won the game 107-105, which became the first road victory in franchise history ... Hornets assistant Bob Weiss was an assistant coach with the Spurs from 1986-88 ... Hornets forward Nicolas Batum and Spurs guard Tony Parker led France to its first Eurobasket Championship in the summer of 2013 ... Batum and San Antonio forward LaMarcus Aldridge were teammates with the Portland Trail Blazers for seven seasons from 2008-15

2016-17 SEASON SERIES (2-0) SAN ANTONIO SPURS VS. CHARLOTTE

PLAYER	G-GS	MIN	FG-FGA	PCT	3FG-FGA	PCT	FT-FTA	PCT	OFF DEF TOT	AST	PF-DQ	STL	TOT	BLK	PTS	AVG	HI
LEONARD	2-2	69	21-39	.538	5-17	.294	2-3	.667	2 5 7	7	4-0	1	2	2	49	24.5	30
ALDRIDGE	2-2	71	13-26	.500	0-3	.000	12-14	.857	8 10 18	5	3-0	1	1	3	38	19.0	23
BERTANS	2-0	29	9-10	.900	7-8	.875	7-8	.875	0 1 1	2	2-0	1	2	1	32	16.0	21
DEMDON	1-0	23	6-6	1.000	0-0	---	3-4	.750	1 9 10	1	5-0	2	0	1	15	15.0	15
GREEN	2-2	51	8-18	.444	6-11	.545	0-0	---	2 5 7	6	1-0	1	2	2	22	11.0	16
MILLS	2-0	39	8-18	.444	2-8	.250	3-3	1.000	1 3 4	5	4-0	3	2	0	21	10.5	13
GASOL	2-2	50	6-15	.400	2-4	.500	0-0	---	2 11 13	8	2-0	4	0	3	14	7.0	9
PARKER	2-2	53	4-18	.222	1-6	.167	4-4	1.000	0 5 5	5	5-0	1	1	0	13	6.5	11
LEE	1-0	18	2-4	.500	0-0	---	2-2	1.000	0 3 3	4	4-0	0	3	2	6	6.0	6
GINOBILI	2-0	36	2-13	.154	2-6	.333	2-2	1.000	1 4 5	6	6-0	3	0	1	8	4.0	5
SIMMONS	2-0	33	1-6	.167	1-2	.500	0-0	---	0 4 4	7	2-0	1	1	1	3	1.5	3
ANDERSON	2-0	4	0-0	---	0-0	---	0-0	---	0 0 0	0	0-0	0	1	0	0	0.0	0
MURRAY	1-0	4	0-2	.000	0-0	---	0-0	---	0 0 0	1	0-0	0	1	0	0	0.0	0
SPURS	2	480	80-175	.457	26-65	.400	35-40	.875	17 60 77	57	39-0	18	17	16	221	110.5	119
BOBCATS	2	480	75-164	.457	15-41	.366	34-43	.791	20 72 92	48	30-0	8	32	7	199	99.5	114

2016-17 SEASON SERIES (0-2) CHARLOTTE HORNETS VS. SAN ANTONIO

PLAYER	G-GS	MIN	FG-FGA	PCT	3FG-FGA	PCT	FT-FTA	PCT	OFF DEF TOT	AST	PF-DQ	STL	TOT	BLK	PTS	AVG	HI
WALKER	2-2	63	15-29	.517	6-8	.750	8-9	.889	3 8 11	10	4-0	1	6	0	44	22.0	26
BATUM	1-1	40	5-9	.556	2-3	.667	1-1	1.000	1 6 7	5	1-0	0	5	0	13	13.0	13
HAWES	1-0	20	4-10	.400	0-1	.000	3-4	.750	1 2 3	3	1-0	1	0	1	11	11.0	11
KIDD-GILCHRIST	2-2	59	11-20	.550	0-0	---	0-1	.000	1 11 12	4	7-0	2	2	1	22	11.0	12
WILLIAMS	2-2	56	7-16	.438	3-9	.333	4-4	1.000	4 6 10	3	2-0	1	2	2	21	10.5	11
HIBBERT	2-1	33	8-14	.571	0-0	---	4-4	1.000	2 5 7	2	4-0	0	2	0	20	10.0	10
ZELLER	1-1	33	3-5	.600	0-0	---	3-4	.750	3 6 9	1	2-0	1	2	2	9	9.0	9
BELINELLI	2-0	47	7-21	.333	2-9	.222	1-2	.500	2 6 8	3	3-0	0	1	0	17	8.5	12
KAMINSKY	2-0	51	5-15	.333	1-6	.167	4-6	.667	3 9 12	6	4-0	1	3	0	15	7.5	13
LAMB	2-1	35	5-14	.357	0-3	.000	5-6	.833	0 11 11	3	1-0	0	3	1	15	7.5	13
O'BRYANT (TOT)	1-0	9	2-3	.667	1-1	1.000	0-0	---	0 2 2	0	1-0	0	1	0	5	5.0	5
SESSIONS	2-0	31	4-10	.400	1-2	.500	1-2	.500	0 1 1	6	0-0	1	3	0	16	5.0	7
PLUMLEE (TOT)	1-0	3	1-1	1.000	0-0	---	0-0	---	0 0 0	0	0-0	0	0	0	2	2.0	2
ROBERTS	1-0	4	1-1	1.000	0-0	---	0-0	---	0 1 1	0	0-0	0	1	0	2	2.0	2
GRAHAM	1-0	9	0-0	---	0-0	---	0-0	---	0 0 0	2	1-0	0	0	0	0	0.0	0
HORNETS	2	480	75-164	.457	15-41	.366	34-43	.791	20 72 92	48	30-0	8	32	7	199	99.5	114
SPURS	2	480	80-175	.457	26-65	.400	35-40	.875	17 60 77	57	39-0	18	17	16	221	110.5	119

1901 W. Madison Street • Chicago, IL 60612
(312) 455-4000 • www.bulls.com



Chairman Jerry Reinsdorf
President and Chief Operating Officer Michael Reinsdorf
Executive Vice President-Basketball Operations John Paxson
General Manager Gar Forman
Assistant General Manager Brian Hagen
Head Coach Fred Hoiberg
Associate Head Coach Jim Boylen
Assistant Coaches Pete Myers, Randy Brown, Mike Wilhelm, Nate Loenser
Director of Player Development Shawn Respert
Director of Sports Performance Chip Schaefer
Head Athletic Trainer Jeff Tanaka
Assistant Athletic Trainer Arnold Lee
Media Relations Tim Hallam, Matt Yob, Beth Grady, Kristen Deahl
Home Court United Center (20,917, built in 1994)
Radio WLS (890 AM); Chuck Swirsky, Bill Wennington, Steve Kashul
Spanish Radio WRTO (1200 AM); Omar Ramos, Matt Moreno
Television WGN (Ch. 9), Comcast SportsNet Chicago; Neil Funk, Stacey King



Fred Hoiberg

2017-18 SCHEDULE VS. BULLS

10/21 Saturday 7:00 p.m. at Chicago
11/11 Saturday 7:30 p.m. in San Antonio

2016-17 RESULTS VS. BULLS

12/8 95-91 Bulls in Chicago
12/25 119-100 Spurs in San Antonio

ALL-TIME RESULTS

76-77:	CHI 3-1	97-98:	CHI 2-0
77-78:	Tied 2-2	98-99:	SA 1-0
78-79:	SA 3-0	99-00:	SA 2-0
79-80:	SA 2-0	00-01:	Tied 1-1
80-81:	SA 2-0	01-02:	SA 2-0
81-82:	Tied 1-1	02-03:	SA 2-0
82-83:	SA 2-0	03-04:	SA 2-0
83-84:	SA 2-0	04-05:	SA 2-0
84-85:	Tied 1-1	05-06:	Tied 1-1
85-86:	Tied 1-1	06-07:	Tied 1-1
86-87:	Tied 1-1	07-08:	SA 2-0
87-88:	Tied 1-1	08-09:	SA 2-0
88-89:	CHI 2-0	09-10:	CHI 2-0
89-90:	Tied 1-1	10-11:	Tied 1-1
90-91:	SA 2-0	11-12:	CHI 1-0
91-92:	Tied 1-1	12-13:	SA 2-0
92-93:	SA 2-0	13-14:	Tied 1-1
93-94:	Tied 1-1	14-15:	Tied 1-1
94-95:	Tied 1-1	15-16:	Tied 1-1
95-96:	CHI 2-0	16-17:	Tied 1-1
96-97:	CHI 2-0	TOTALS:	SA 52-33

SPURS-BULLS SERIES NOTES

OVERALL RECORD: 52-33 **HOME:** 31-11 **ROAD:** 21-22 **OT:** 3-1

CURRENT STREAK: Won 1 **HOME:** W 3 **ROAD:** L 3

SPURS BIGGEST WIN: 29 two times, latest 131-102 on 12/2/83 in

San Antonio

SPURS BIGGEST LOSS: 42, 111-69 on 3/5/97 at Chicago

SPURS LAST WIN AT HOME: 119-100 on 12/25/16

SPURS LAST LOSS AT HOME: 96-86 on 1/29/14

SPURS LAST WIN ON THE ROAD: 104-96 on 3/11/14

SPURS LAST LOSS ON THE ROAD: 95-91 on 12/8/16

DID YOU KNOW?

The Spurs set their regular season single game attendance record when 37,492 fans packed the Alamodome to see the Spurs face Michael Jordan and the Bulls on 3/14/98 ... the Bulls won the game 96-86 ... San Antonio tied a franchise high with 20 blocked shots vs. Chicago on 11/26/99 ... six-time NBA All-Star Artis Gilmore averaged 19.3 points and 11.1 rebounds in 482 games with the Bulls (1976-82, 1987) and 16.1 points and 9.7 rebounds in 380 games with the Spurs (1982-87) ... Chicago associate head coach Jim Boylen was an assistant coach for the Spurs for two seasons from 2013-15 ... San Antonio center Pau Gasol spent two seasons with Chicago (2014-16) averaging 17.6 points, 11.4 rebounds, 3.4 assists in 150 games, earning All-Star honors in both his seasons with the Bulls ... Bulls guard Denzel Valentine and Spurs guard Bryn Forbes played together in college at Michigan State from 2014-2016 ... Spurs forward Joffrey Lauvergne spent 20 games with the Bulls during the 2016-17 season, averaging 4.5 points, 3.4 rebounds and 1.0 assists.

2016-17 SEASON SERIES (1-1) CHICAGO BULLS VS. SAN ANTONIO

PLAYER	G-GS	MIN	FG-FGA	PCT	3FG-FGA	PCT	FT-FTA	PCT	OFF DEF TOT	AST	PF-DO	STL	TO	BLK	PTS	AVG	HI
LEONARD	2-2	76	17-33	.515	4-7	.571	11-11	1.000	7 11 18	10	4-0	5	4	1	49	24.5	25
ALDRIDGE	2-2	69	20-35	.571	0-1	.000	3-6	.500	6 9 15	2	5-0	1	3	4	43	21.5	33
GASOL	2-2	55	11-19	.579	2-4	.500	1-3	.333	4 13 17	4	1-0	0	1	2	25	12.5	13
PARKER	2-2	52	10-25	.400	1-3	.333	0-0	---	0 4 4	12	2-0	1	7	0	21	10.5	13
LEE	2-0	37	8-11	.727	0-0	---	2-3	.667	2 4 6	3	3-0	0	1	1	18	9.0	9
MILLS	2-0	41	7-15	.467	4-6	.667	0-0	---	0 1 1	6	3-0	3	2	0	18	9.0	16
GREEN	2-2	50	5-12	.417	5-12	.417	0-0	---	0 4 4	5	3-0	4	2	0	15	7.5	9
DEMDON	2-0	28	4-5	.800	0-0	---	1-1	1.000	3 10 13	2	7-0	0	2	1	9	4.5	9
MURRAY	1-0	2	2-2	1.000	0-0	---	0-0	---	0 0 0	0	0-0	0	0	0	4	4.0	4
SMITHSON	2-0	26	2-11	.182	1-5	.200	0-0	---	0 2 2	2	5-0	3	0	0	5	2.5	3
GINOBILI	2-0	38	1-13	.077	1-7	.143	0-0	---	0 4 4	5	3-0	1	3	2	3	1.5	3
ANDERSON	2-0	3	0-0	---	0-0	---	0-0	---	0 2 2	0	1-0	0	0	0	0	0.0	0
BERTANS	1-0	2	0-1	.000	0-1	.000	0-0	---	0 0 0	0	0-0	1	0	0	0	0.0	0
SPURS	2	480	87-182	.478	18-46	.391	18-24	.750	22 64 86	51	37-0	19	27	11	210	105.0	119
BULLS	2	480	74-166	.446	11-35	.314	36-47	.766	25 64 89	44	32-0	16	34	6	195	97.5	100

2016-17 SEASON SERIES (1-1) CHICAGO BULLS VS. SAN ANTONIO

PLAYER	G-GS	MIN	FG-FGA	PCT	3FG-FGA	PCT	FT-FTA	PCT	OFF DEF TOT	AST	PF-DO	STL	TO	BLK	PTS	AVG	HI
WADE	2-2	62	14-29	.483	2-6	.333	14-18	.778	3 5 8	11	3-0	2	3	1	44	22.0	24
BUTLER	2-2	75	12-33	.364	2-6	.333	6-7	.857	3 11 14	7	5-0	3	3	1	32	16.0	19
GIBSON	2-2	52	10-24	.417	0-0	---	4-4	1.000	4 8 12	3	5-0	0	2	2	24	12.0	12
LOPEZ	2-2	47	10-15	.667	0-0	---	2-4	.500	5 4 9	1	2-0	0	5	1	22	11.0	12
MORROW	1-0	30	3-12	.250	1-6	.167	4-4	1.000	1 0 1	0	3-0	2	1	0	11	11.0	11
MIROTIC	2-0	54	8-18	.444	4-11	.364	0-0	---	0 11 11	4	5-0	5	4	1	20	10.0	11
RONDO	2-2	65	9-19	.474	0-2	.000	0-0	---	3 13 16	11	4-0	4	6	0	18	9.0	12
FELICIO	2-0	36	5-9	.556	0-0	---	7-9	.778	0 1 1	2	3-0	0	0	0	17	8.5	9
MCDERMOTT	2-0	52	4-11	.364	2-6	.333	3-3	1.000	1 5 6	4	2-0	0	4	0	13	6.5	8
GRANT	1-0	18	2-6	.333	1-3	.333	0-0	---	0 1 1	1	1-0	2	1	0	5	5.0	5
LAUVERGNE	1-0	16	2-8	.250	0-1	.000	0-0	---	1 4 5	0	4-0	0	1	0	4	4.0	4
PAYNE	1-0	19	0-4	.000	0-3	.000	2-2	1.000	0 2 2	3	3-0	1	1	1	2	2.0	2
CANAAN	1-0	10	0-2	.000	0-0	.000	0-0	---	0 0 0	0	1-0	0	1	0	0	0.0	0
PORTIS	1-0	2	0-0	---	0-0	---	0-0	---	0 1 1	0	1-0	0	1	0	0	0.0	0
VALENTINE	1-0	2	0-0	---	0-0	---	0-0	---	0 0 0	0	0-0	0	0	0	0	0.0	0
ZIPSER	1-0	2	0-0	---	0-0	---	0-2	.000	0 1 1	0	0-0	0	1	0	0	0.0	0
BULLS	2	480	74-166	.446	11-35	.314	36-47	.766	25 64 89	44	32-0	16	34	6	195	97.5	100
SPURS	2	480	87-182	.478	18-46	.391	18-24	.750	22 64 86	51	37-0	19	27	11	210	105.0	119

CLEVELAND CAVALIERS



Tyronn Lue

One Center Court • Cleveland, OH 44115-4001
(216) 420-2000 • www.cavs.com

Chairman Dan Gilbert
General Manager Koby Altman
Assistant GM Mike Gansey
Head Coach Tyronn Lue
Associate Head Coach Larry Drew
Assistant Coaches Jim Boylan, Mike Longabardi, James Posey, Damon Jones
Head Athletic Trainer Stephen Spiro
Head Strength and Conditioning Coach Derek Millender
Communications Tad Carper, B.J. Evans, Jeff Schaefer
Home Court Quicken Loans Arena (20,562, built in 1994)
Radio WTAM (1100 AM): John Michael, Jim Chones, Mike Snyder
Spanish Radio LA MEGA (87.7 FM): Rafael Hernández Brito
Television FOX Sports Ohio: Fred McLeod, Austin Carr, Allie Clifton



2017-18 SCHEDULE VS. CAVALIERS

1/23 Tuesday 7:00 p.m. in San Antonio
2/25 Sunday 2:30 p.m. at Cleveland

2016-17 RESULTS VS. CAVALIERS

1/21 118-115 (OT) Spurs at Cleveland
3/27 103-74 Spurs in San Antonio

ALL-TIME RESULTS

76-77: Tied 2-2 SA 2-0
77-78: SA 4-0 98-99: CLE 1-0
78-79: SA 4-0 99-00: Tied 1-1
79-80: CLE 4-2 00-01: SA 2-0
80-81: Tied 1-1 01-02: Tied 1-1
81-82: SA 2-0 02-03: SA 2-0
82-83: SA 2-0 03-04: Tied 1-1
83-84: Tied 1-1 04-05: SA 2-0
84-85: Tied 1-1 05-06: Tied 1-1
85-86: Tied 1-1 06-07: CLE 2-0
86-87: Tied 1-1 07-08: Tied 1-1
87-88: CLE 2-0 08-09: CLE 2-0
88-89: CLE 2-0 09-10: Tied 1-1
89-90: Tied 1-1 10-11: SA 2-0
90-91: SA 2-0 11-12: SA 2-0
91-92: Tied 1-1 12-13: SA 2-0
92-93: Tied 1-1 13-14: SA 2-0
93-94: SA 2-0 14-15: Tied 1-1
94-95: SA 2-0 15-16: Tied 1-1
95-96: SA 2-0 16-17: SA 2-0
96-97: SA 2-0 **TOTALS:** SA 60-31

SPURS-CAVS SERIES NOTES

OVERALL RECORD: 60-31 **HOME:** 39-7 **ROAD:** 22-24 **OT:** 3-1
CURRENT STREAK: Won 2 **HOME:** W 2 **ROAD:** W 1
SPURS BIGGEST WIN: 35, 125-90 on 04/03/12 at Cleveland
SPURS BIGGEST LOSS: 37, 127-90 on 3/23/93 at Cleveland
SPURS LAST WIN AT HOME: 103-74 on 2/3/17
SPURS LAST LOSS AT HOME: 128-125 (OT) on 3/12/15
SPURS LAST WIN ON THE ROAD: 118-115 (OT) on 1/21/17
SPURS LAST LOSS ON THE ROAD: 117-103 on 1/30/16

DID YOU KNOW?

The Spurs swept the Cavaliers 4-0 in the 2007 NBA Finals, claiming San Antonio its fourth championship ... Tony Parker was named Finals MVP after averaging 24.5 points, 5.0 rebounds and 3.3 assists ... the Spurs set a franchise record for field goal percentage in a half vs. Cleveland on 12/11/04 shooting .839 (26-31) in the first half ... Spurs guard Danny Green was originally drafted by the Cavaliers in the second round (46th overall) in the 2009 NBA Draft ... Green played 20 games with Cleveland ... Cleveland forward Richard Jefferson spent two and a half seasons with the Spurs (2009-12), averaging 10.8 points, 3.9 rebounds in 203 games ... Cleveland guard Jose Calderon and Spurs forward/center Pau Gasol have played together on both the Spain Olympic and EuroBasket teams since 2002 ... Cavs guard Derrick Rose and Gasol played together for the Chicago Bulls for two seasons from 2014-2016.

2016-17 SEASON SERIES (2-0) SAN ANTONIO SPURS VS. CLEVELAND

PLAYER	G-GS	MIN	FG-FGA	PCT	3FG-FGA	PCT	FT-FTA	PCT	OFF	DEF	TOT	AST	PF	DO	STL	TO	BLK	PTS	AVG	HI
LEONARD	2-2	76	26-51	.510	3-15	.200	11-11	1.000	0	12	12	15	5-0	4	8	2	46	33.0	41	
ALDRIDGE	2-2	71	11-25	.440	0-1	.000	8-10	.800	8	11	19	10	3-0	1	3	3	30	15.0	16	
GASOL	1-0	21	5-8	.625	2-2	1.000	2-2	1.000	1	3	4	0	2-0	1	2	0	14	14.0	14	
MURRAY	1-1	22	7-10	.700	0-0	---	0-0	---	0	2	2	5	0-0	0	2	0	14	14.0	14	
MILLS	2-0	48	8-17	.471	4-8	.500	2-2	1.000	2	3	5	12	5-0	2	2	0	22	11.0	13	
GINOBILI	2-0	37	8-16	.500	4-9	.444	0-0	---	2	3	5	4	6-0	1	1	0	20	10.0	12	
LEE	2-1	51	8-14	.571	0-0	---	0-0	---	4	13	17	3	3-0	0	1	1	16	8.0	14	
GREEN	2-2	52	3-12	.250	3-11	.273	2-2	1.000	0	4	4	3	5-0	2	2	4	11	5.5	6	
DEDMON	2-1	30	5-8	.625	0-0	---	0-0	---	3	14	17	0	4-0	0	1	1	10	5.0	8	
ANDERSON	2-0	37	3-5	.600	0-2	.000	0-0	---	0	8	8	3	3-0	6	1	2	6	3.0	4	
BERTANS	1-0	11	1-3	.333	1-2	.500	0-0	---	0	2	2	1	0-0	0	1	0	3	3.0	3	
SIMMONS	2-0	19	2-4	.500	0-1	.000	1-2	.500	0	1	1	2	3-0	0	0	0	5	2.5	3	
FORBES	1-0	11	1-6	.167	0-1	.000	0-0	---	0	1	1	1	0-0	0	1	0	2	2.0	2	
PARKER	1-1	20	1-3	.333	0-0	---	0-2	.000	0	1	1	1	1-0	0	0	0	2	2.0	2	
SPURS	2	505	89-182	.489	17-52	.327	26-31	.839	20	78	98	56	40-0	17	26	13	221	110.5	118	
CAVALIERS	2	505	76-174	.437	17-60	.283	20-35	.571	20	67	87	45	36-0	15	37	3	189	94.5	115	

2016-17 SEASON SERIES (0-2) CLEVELAND CAVALIERS VS. SAN ANTONIO

PLAYER	G-GS	MIN	FG-FGA	PCT	3FG-FGA	PCT	FT-FTA	PCT	OFF	DEF	TOT	AST	PF	DO	STL	TO	BLK	PTS	AVG	HI
JAMES	2-2	75	18-33	.545	2-8	.250	8-13	.615	3	11	14	15	8-0	2	5	0	46	23.0	29	
IRVING	2-2	67	17-35	.486	3-10	.300	0-2	.000	1	5	6	11	4-0	2	5	0	37	18.5	29	
THOMPSON	2-2	65	11-18	.611	0-0	---	3-8	.375	7	12	19	1	5-0	0	2	2	25	12.5	14	
LOVE	2-2	63	8-27	.296	4-17	.235	2-3	.667	3	15	18	7	5-0	2	5	0	22	11.0	13	
SHUMPERT	1-1	38	4-8	.500	3-5	.600	0-0	---	1	2	3	2	1-0	2	1	0	11	11.0	11	
KORVER	1-0	22	2-3	.667	2-3	.667	0-0	---	1	1	2	0	0-0	0	0	0	6	6.0	6	
FRYE	2-0	39	6-15	.400	0-5	.000	4-5	.800	1	6	7	0	2-0	2	2	0	16	8.0	8	
D. WILLIAMS	1-0	18	1-5	.200	1-2	.500	0-0	---	0	0	0	1	1-0	0	2	0	3	3.0	3	
SMITH	1-1	27	2-7	.286	1-6	.167	0-0	---	1	3	4	1	3-0	1	3	0	5	5.0	5	
FELDER	1-0	7	2-4	.500	0-0	---	0-0	---	0	1	1	1	0-0	1	1	0	4	4.0	4	
D. WILLIAMS	1-0	14	1-4	.250	0-1	.000	0-0	---	0	2	2	0	1-0	0	0	0	2	2.0	2	
R. JEFFERSON	2-0	37	1-7	.143	1-3	.333	2-2	1.000	2	6	8	4	3-0	0	4	0	5	2.5	5	
LIGGINS	2-0	20	2-6	.333	0-0	---	1-2	.500	0	2	2	1	1-0	1	0	0	5	2.5	5	
BOGUT	2-1	43	2-2	1.000	0-0	---	0-2	.000	1	13	14	6	7-0	0	2	1	4	2.0	4	
J. JONES	1-0	14	1-2	.500	0-0	---	0-0	---	0	1	1	1	2-0	2	0	1	2	2.0	2	
CAVALIERS	2	505	76-174	.437	17-60	.283	20-35	.571	20	67	87	45	36-0	15	37	3	189	94.5	115	
SPURS	2	505	89-182	.489	17-52	.327	26-31	.839	20	78	98	56	40-0	17	26	13	221	110.5	118	



American Airlines Center • 2500 Victory Avenue • Dallas, TX 75219
(214) 665-4660 • www.mavs.com

Owner Mark Cuban
President of Basketball Operations/GM Donn Nelson
Head Coach Rick Carlisle
Assistant Coaches Melvin Hunt, Kaleb Canales, Jamahl Mosley,
Darrell Armstrong, Larry Shyatt
Head Athletic Trainer Casey Smith
VP of Basketball Communications Sarah Melton
Home Court American Airlines Center (19,200, built in 2001)
Radio ESPN Radio (103.3 FM): Chuck Copperstein, Brad Davis
Spanish Radio ESPN DEPORTES (1540 AM): Victor Villalba
Television FOX Sports Southwest: Mark Followill, Derek Harper, Jeff Wade



Rick Carlisle

2017-18 SCHEDULE VS. MAVERICKS

11/14	Tuesday	7:30 p.m.	at Dallas
11/27	Monday	7:30 p.m.	in San Antonio
12/12	Tuesday	8:30 p.m.	at Dallas
12/16	Saturday	7:30 p.m.	in San Antonio

2016-17 RESULTS VS. MAVERICKS

11/21	96-91	Spurs in San Antonio
11/30	94-87	Spurs at Dallas
1/29	105-101	Mavericks in San Antonio
4/7	102-89	Spurs at Dallas

ALL-TIME RESULTS

80-81: SA 5-1	93-94: SA 5-0	06-07: DAL 3-1
81-82: SA 5-1	94-95: SA 3-2	07-08: SA 3-1
82-83: SA 4-2	95-96: Tied 2-2	08-09: Tied 2-2
83-84: DAL 4-2	96-97: SA 3-1	09-10: DAL 3-1
84-85: DAL 4-2	97-98: SA 4-0	10-11: SA 3-1
85-86: DAL 4-2	98-99: SA 3-1	11-12: Tied 2-2
86-87: DAL 4-2	99-00: Tied 2-2	12-13: SA 4-0
87-88: DAL 5-1	00-01: SA 3-1	13-14: SA 4-0
88-89: DAL 5-1	01-02: SA 3-1	14-15: Tied 2-2
89-90: DAL 3-2	02-03: Tied 2-2	15-16: SA 4-0
90-91: SA 4-1	03-04: DAL 3-1	16-17: SA 3-1
91-92: SA 5-0	04-05: SA 3-1	TOTALS: SA 105-67
92-93: SA 5-0	05-06: Tied 2-2	

SPURS-MAVERICKS SERIES NOTES

OVERALL RECORD: 105-67 **HOME:** 59-27 **ROAD:** 46-40 **OT:** 3-4
CURRENT STREAK: Won 1 **HOME:** L 1 **ROAD:** W 4
SPURS BIGGEST WIN: 41, 140-99 on 11/19/91 in San Antonio
SPURS BIGGEST LOSS: 44, 126-82 on 1/27/89 at Dallas
SPURS LAST WIN AT HOME: 96-91 on 11/21/16
SPURS LAST LOSS AT HOME: 105-101 on 1/29/17
SPURS LAST WIN ON THE ROAD: 102-89 on 4/7/17
SPURS LAST LOSS ON THE ROAD: 101-94 on 3/24/15

DID YOU KNOW?

The Spurs franchise was originally located in Dallas ... the Chaparrals as they were called moved to the Alamo City in 1973 after being sold to a group of local investors ... the first game in Mavs history was a 103-92 win over the Spurs on 10/11/80 ... the Spurs set an NBA record by shooting 70.7% (53-75) from the field in a 132-120 win over the Mavericks on 4/16/83 ... Tim Duncan set a career-high with 53 points against the Mavericks on 12/26/01 ... in San Antonio's 133-126 double-overtime victory on 12/9/08, the Spurs set a franchise record by scoring 17 points in the second overtime period, the most points scored by the Silver and Black in an overtime period ... Dallas guard Wesley Matthews and San Antonio forward LaMarcus Aldridge were teammates for five seasons with the Portland Trail Blazers from 2010-15 ... Matthews was born in San Antonio ... Dallas guard Seth Curry and Spurs forward Rudy Gay played together for the Sacramento Kings during the 2015-2016 season.

2016-17 SEASON SERIES (3-1) SAN ANTONIO SPURS VS. DALLAS

PLAYER	G-GS	MIN	FG-FGA	PCT	3FG-FGA	PCT	FT-FTA	PCT	OFF DEF TOT	AST	PF-DO	STL	TO	BLK	PTS	AVG	HI
LEONARD	3-3	102	20-52	.385	6-13	.462	23-28	.821	4 19 23	8	5-0	4 7	1	69	23.0	24	
GASOL	1-1	28	7-13	.538	1-1	1.000	1-2	.500	0 8 8	2	1-0	0 3	0	16	16.0	16	
PARKER	1-1	23	8-12	.667	0-0	----	0-1	.000	0 0 0	4	2-0	0 1	0	16	16.0	16	
FORBES	2-0	39	11-22	.500	5-10	.500	3-3	1.000	0 4 4	6	4-0	0 1	0	30	15.0	27	
LEE	4-0	105	22-41	.537	0-0	----	5-7	.714	9 16 25	12	7-0	2 2	2	49	12.3	16	
MILLS	4-1	98	19-40	.475	7-19	.368	3-4	.750	2 13 15	12	3-0	3 7	0	48	12.0	11	
ALDRIDGE	2-2	66	7-23	.304	0-0	----	7-11	.636	3 11 14	7	3-0	0 4	0	21	10.5	16	
GINOBI	2-0	48	5-13	.385	5-9	.556	3-6	.500	2 7 9	6	4-0	4 4	0	18	9.0	10	
BERTANS	4-3	91	12-23	.522	8-16	.500	3-3	1.000	4 5 9	2	3-0	2 1	2	35	8.8	19	
GREEN	3-3	88	8-18	.444	3-11	.273	6-8	.750	1 9 10	11	7-0	0 0	1	25	8.3	11	
ANTHONY	1-0	30	2-2	1.000	0-0	----	3-6	.500	1 8 9	1	1-0	0 1	2	7	7.0	7	
LAPROVITOLA	1-1	19	3-6	.500	1-3	.333	0-0	----	0 1 1	0	2-0	0 1	0	7	7.0	7	
DEMDON	3-2	58	8-17	.471	0-0	----	2-3	.667	5 24 29	1	5-0	2 0	4	18	6.0	10	
SIMMONS	3-1	70	6-26	.231	0-6	.000	3-8	.375	1 6 7	8	3-0	3 2	1	15	5.0	12	
MURRAY	1-1	15	2-3	.667	0-0	----	0-0	----	0 2 2	4	4-0	4 0	4	0	4	4.0	4
ANDERSON	4-1	80	7-14	.500	0-1	.000	1-4	.250	4 15 19	8	6-0	4 3	3	15	3.8	9	
SPURS	4	960	147-325	.452	36-89	.404	63-94	.670	36 148 184	92	60-24	24 44	16	393	98.3	102	
MAVERICKS	4	960	145-326	.445	38-117	.325	44-58	.759	30 132 162	78	77-0	22 45	19	372	93.0	105	

2016-17 SEASON SERIES (1-3) DALLAS MAVERICKS VS. SAN ANTONIO

PLAYER	G-GS	MIN	FG-FGA	PCT	3FG-FGA	PCT	FT-FTA	PCT	OFF DEF TOT	AST	PF-DO	STL	TO	BLK	PTS	AVG	HI
CURRY	3-2	100	24-47	.511	11-24	.458	2-3	.667	2 12 14	9	5-0	3 6	0	61	20.3	24	
MATTHEWS	4-4	124	23-47	.489	10-23	.435	13-17	.765	1 17 18	13	6-0	5 6	1	69	17.3	26	
BARNES	4-4	135	28-59	.475	3-9	.333	5-8	.625	6 9 15	5	4-0	1 6	2	64	16.0	20	
NOWITZKI	2-2	44	9-17	.529	2-5	.400	3-3	1.000	2 11 13	1	3-0	0 3	7	23	11.5	15	
FERRELL	2-2	65	7-22	.318	2-9	.222	4-4	1.000	2 2 4	12	8-0	2 0	0	20	10.0	11	
WILLIAMS	1-1	26	4-12	.333	1-3	.333	0-0	---	1 7 8	5	4-0	0 2	0	9	9.0	9	
BAREA	1-0	11	2-6	.333	2-5	.400	2-2	1.000	0 2 2	8	0-0	0 1	0	8	8.0	8	
POWELL	4-0	69	11-20	.550	2-6	.333	4-6	.667	5 13 18	1	6-0	3 2	1	28	7.0	12	
NOEL	1-1	14	4-6	.667	0-0	---	0-0	---	2 7 9	0	1-0	0 0	0	8	8.0	8	
GIBSON	2-0	23	3-8	.375	1-4	.250	3-4	.750	1 1 2	3	1-0	1 1	0	10	5.0	7	
ANDERSON	3-0	42	5-15	.333	1-9	.111	3-4	.750	2 4 6	0	3-0	1 5	1	14	4.7	5	
D. HARRIS	3-0	37	5-12	.417	2-6	.333	2-2	1.000	0 4 4	2	4-0	2 1	0	14	4.7	7	
UTHOFF	1-0	20	2-9	.222	0-1	.000	0-0	---	0 4 4	1	0-0	0 1	2	4	4.0	4	
FINNEY-SMITH	4-2	92	6-22	.273	0-10	.000	3-3	1.000	2 6 8	6	9-0	0 1	2	15	3.8	6	
MEJRI	4-1	53	7-11	.636	0-0	---	0-0	---	1 12 13	1	8-0	4 2	1	14	3.5	8	
LIGGINS	2-0	20	2-6	.333	0-0	---	1-2	.500	0 2 2	1	1-0	1 0	0	5	2.5	5	
BOGUT	2-1	43	2-2	1.000	0-0	---	0-2	.000	1 13 14	6	7-0	0 2	1	4	2.0	4	
BRUSSINO	4-0	42	3-9	.333	1-3	.333	0-0	---	0 3 3	4	5-0	0 2	0	7	1.8	7	
HAMMONS	1-0	21	0-2	.000	0-0	---	0-0	---	2 5 7	1	3-0	0 2	1	0	0.0	0	
MAVERICKS	4	960	145-326	.445	38-117	.325	44-58	.759	30 132 162	78	77-0	22 45	19	372	93.0	105	
SPURS	4	960	147-325	.452	36-89	.404	63-94	.670	36 148 184	92	60-24	24 44	16	393	98.3	105	

DENVER NUGGETS



Michael Malone

1000 Chopper Place • Denver, CO 80204
(303) 405-1100 • www.nuggets.com

Owner E. Stanley Kroenke
President & Governor Josh Kroenke
General Manager Arturas Karnisovas
Assistant General Manager Calvin Booth
Head Coach Michael Malone
Assistant Coaches Wes Unseld Jr., Micah Nori, Jordi Fernandez,
Ryan Bowen, Bob Weiss, David Adelman
Head Athletic Trainer Dan Shimensky
Head Strength and Conditioning Coach Felipe Eichenberger
Media Relations Director Tim Gelt
Home Court Pepsi Center (19,718, built in 1999)
Radio Altitude Radio Network: Jason Kosmicki
Television Altitude Sports & Entertainment:
Chris Marlowe, Scott Hastings, Ally Sturm



2017-18 SCHEDULE VS. NUGGETS

1/13	Saturday	7:30 p.m.	in San Antonio
1/30	Tuesday	7:30 p.m.	in San Antonio
2/13	Tuesday	9:30 p.m.	at Denver
2/23	Friday	8:00 p.m.	at Denver

2016-17 RESULTS VS. NUGGETS

1/5	127-99	Spurs at Denver
1/19	119-104	Spurs in San Antonio
2/4	121-97	Spurs in San Antonio

ALL-TIME RESULTS

76-77: SA 2-1	90-91: SA 4-1	04-05: Tied 2-2
77-78: DEN 2-1	91-92: SA 4-1	05-06: Tied 2-1
78-79: DEN 3-1	92-93: SA 4-1	06-07: SA 2-1
79-80: Tied 1-1	93-94: SA 4-2	07-08: Tied 2-2
80-81: SA 4-2	94-95: SA 4-1	08-09: DEN 2-1
81-82: SA 4-2	95-96: SA 4-0	09-10: Tied 2-2
82-83: SA 4-2	96-97: Tied 2-2	10-11: SA 3-1
83-84: Tied 3-3	97-98: SA 4-0	11-12: SA 2-1
84-85: Tied 3-3	98-99: SA 4-0	12-13: Tied 2-2
85-86: Tied 3-3	99-00: SA 3-1	13-14: SA 3-0
86-87: DEN 5-1	00-01: Tied 2-2	14-15: SA 4-0
87-88: DEN 5-1	01-02: SA 4-0	15-16: SA 3-1
88-89: Tied 3-3	02-03: SA 3-1	16-17: SA 3-0
89-90: SA 3-1	03-04: SA 3-1	TOTALS: SA 114-65

SPURS-NUGGETS SERIES NOTES

OVERALL RECORD: 114-65 **HOME:** 71-19 **ROAD:** 43-46 **OT:** 3-2
CURRENT STREAK: Won 3 **HOME:** W 9 **ROAD:** W 1
SPURS BIGGEST WIN: 35 two times, latest 109-74 on 12/21/01 in San Antonio
SPURS BIGGEST LOSS: 30, 134-104 on 10/31/86 at Denver
SPURS LAST WIN AT HOME: 121-97 on 2/4/17
SPURS LAST LOSS AT HOME: 99-94 on 3/04/12
SPURS LAST WIN ON THE ROAD: 127-99 on 1/5/17
SPURS LAST LOSS ON THE ROAD: 102-98 on 4/8/16

DID YOU KNOW?

Spurs assistant coach Chip Engelland spent two seasons (2003-05) with the Nuggets, serving as an assistant coach/player development ... San Antonio held the Nuggets to an NBA record-low 3 points in the first quarter on 11/27/02 ... Tim Duncan holds two Pepsi Center opponent records: Duncan had 8 steals on 2/9/00 and blocked 8 shots on 10/29/03 ... Spurs Hall of Famer George Gervin scored 53 points vs. Denver on 1/8/80, the most ever by a Spurs player in the HemisFair Arena ... Denver guard Will Barton and San Antonio forward LaMarcus Aldridge were teammates with the Portland Trail Blazers for three seasons from 2012-15 ... Nuggets forward Juan Hernangomez and Spurs forward/center played together on the Spain EuroBasket 2015 gold medalist team, EuroBasket 2017 bronze medalist team, and 2016 Olympics bronze medalist team ... San Antonio forward Joffrey Lauvergne played for the Nuggets from 2014 until 2016 where he averaged 6.7 points and 4.4 rebounds in 83 games.

2016-17 SEASON SERIES (3-0) SAN ANTONIO SPURS VS. DENVER

PLAYER	G-GS	MIN	FG-FGA	PCT	3FG-FGA	PCT	FT-FTA	PCT	OFF	DEF	TOT	AST	PF-DO	STL	TO	BLK	PTS	AVG	HI
LEONARD	3-3	104	27-54	.500	6-17	.353	17-20	.850	2	15	17	14	3-0	4	4	5	77	25.7	34
PARKER	2-2	47	18-19	.947	1-1	1.000	2-2	1.000	0	3	3	13	3-0	3	4	0	39	19.5	21
GASOL	1-1	35	7-8	.875	1-1	1.000	2-3	.667	1	8	9	4	3-0	0	1	2	17	17.0	17
ALDRIDGE	3-3	90	19-37	.514	1-1	1.000	11-12	.917	2	10	12	9	9-0	2	3	5	50	16.7	28
GINOBILI	3-0	49	15-27	.556	8-14	.571	5-5	1.000	0	9	9	7	4-0	5	2	1	43	14.3	18
MURRAY	3-1	50	10-19	.526	3-6	.500	7-7	1.000	0	2	2	6	3-0	1	1	0	30	10.0	24
SIMMONS	3-0	49	11-20	.550	1-2	.500	7-10	.700	0	8	8	3	3-0	1	4	1	30	10.0	18
MILLS	3-0	50	7-17	.412	4-8	.500	0-2	.000	0	6	6	7	3-0	1	1	0	18	6.0	10
DEDMON	3-1	46	7-10	.700	0-0	---	2-3	.667	3	7	10	2	8-0	2	1	0	16	5.3	7
GREEN	3-3	68	6-17	.353	4-13	.308	0-0	---	1	9	10	9	2-0	5	5	3	16	5.3	6
BERTANS	3-0	39	4-6	.667	2-3	.667	1-2	.500	1	5	6	3	3-0	1	1	1	11	3.7	7
LEE	3-1	59	5-13	.385	0-0	---	1-2	.500	9	17	26	6	4-0	3	1	2	11	3.7	10
ANDERSON	3-0	21	3-7	.429	0-1	.000	0-0	---	0	2	2	6	0-0	2	0	1	6	2.0	6
ANTHONY	1-0	15	1-1	1.000	0-0	---	0-0	---	1	1	2	1	1-0	0	0	0	2	2.0	2
SPURS	3	720	140-255	.449	31-67	.463	55-68	.809	20	102	122	91	49-0	30	30	21	366	122.0	107
NUGGETS	3	720	117-269	.435	27-82	.329	39-53	.736	38	85	123	74	55-0	19	50	11	300	100.0	124

2016-17 SEASON SERIES (0-3) DENVER NUGGETS VS. SAN ANTONIO

PLAYER	G-GS	MIN	FG-FGA	PCT	3FG-FGA	PCT	FT-FTA	PCT	OFF	DEF	TOT	AST	PF	DO	STL	TO	BLK	PTS	AVG	HI
JOKIC	3-3	80	27-41	.659	3-6	.500	8-9	.889	10	14	24	11	7-0	1	11	2	65	21.7	35	
GALLINARI	1-1	28	5-13	.385	1-3	.333	4-4	1.000	0	3	3	1	1-0	0	0	0	15	15.0	15	
MURRAY	3-0	72	15-35	.429	5-16	.313	6-6	1.000	3	8	11	2	3-0	0	2	0	41	13.7	20	
ARTHUR	1-1	19	5-8	.625	2-4	.500	1-1	1.000	1	3	4	0	1-0	0	0	1	13	13.0	13	
CHANDLER	2-1	50	9-21	.429	3-10	.300	0-0	---	1	8	9	3	5-0	1	6	1	21	10.5	11	
BARTON	3-1	75	10-27	.370	1-8	.125	10-10	1.000	1	6	7	14	6-0	4	7	2	31	10.3	18	
HIBBERT	2-1	33	8-14	.571	0-0	---	4-4	1.000	2	5	7	2	4-0	0	2	0	20	10.0	10	
MUDIAY	3-2	74	10-30	.333	2-10	.200	4-4	1.000	1	5	6	11	4-0	3	6	1	26	8.7	12	
PLUMLEE	2-2	42	5-10	.500	0-0	---	7-10	.700	1	9	10	7	3-0	1	1	1	17	8.5	9	
HARRIS	2-2	51	7-20	.350	1-5	.200	1-2	.500	2	3	5	8	1-0	3	1	0	16	8.0	8	
NURKIC	3-0	58	9-17	.529	0-0	---	3-11	.273	6	9	15	2	8-0	1	2	2	21	7.0	9	
HERNANGOMEZ	2-1	61	5-16	.313	2-7	.286	1-2	.500	4	9	13	1	4-0	2	1	1	13	6.5	8	
NELSON	3-1	69	6-20	.300	4-9	.444	0-0	---	1	4	5	16	6-0	4	3	1	16	5.3	8	
BEASLEY	1-0	9	2-3	.667	1-1	1.000	0-0	---	0	0	0	1	0-0	0	1	0	5	5.0	5	
O'BRYANT	1-0	9	2-3	.667	1-1	1.000	0-0	---	0	2	2	0	1-0	1	0	0	5	5.0	5	
FARIED	2-2	39	4-10	.400	0-0	---	1-4	.250	7	6	13	1	5-0	0	2	0	9	4.5	5	
MILLER	3-0	21	1-4	.250	1-2	.500	0-0	---	1	4	5	3	1-0	0	4	0	3	1.0	3	
GEE	1-0	4	0-1	.000	0-0	---	0-0	---	0	1	1	0	2-0	0	2	0	0	0.0	0	
NUGGETS	3	720	117-269	.435	27-82	.329	39-53	.736	38	85	123	74	55-0	19	50	11	300	100.0	104	
SPURS	3	720	140-255	.449	31-67	.463	55-68	.809	20	102	122	91	49-0	30	30	21	366	122.0	127	

6 Championship Drive • Auburn Hills, MI 48326
(248) 377-0100 • www.pistons.com



Principal Owner Tom Gores
Vice Chairman Arn Tellem
President of Basketball Operations/Head Coach Stan Van Gundy
General Manager Jeff Bower
Assistant General Manager Jeff Nix
Assistant Coaches Malik Allen, Tim Hardaway, Charles Klask
..... Aaron Gray, Rex Walters
Director of Player Development/Assistant Coach Otis Smith
Director of Sports Medicine/Head Athletic Trainer Jon Ishop
Head Strength & Conditioning Coach Jordan Sabourin
Vice President, Public Relations Kevin Grigg
Home Court Little Caesars Arena (20,491, built in 2017)
Radio WGMC 105.1 FM: George Blaha, Mark Champion, Rick Mahorn
Television FS Detroit: George Blaha, Greg Kesler



Stan Van Gundy

2017-18 SCHEDULE VS. PISTONS

12/4 Monday 7:30 p.m. in San Antonio
12/30 Saturday 6:00 p.m. at Detroit

2016-17 RESULTS VS. PISTONS

11/11 96-86 Spurs in San Antonio
2/10 103-92 Spurs at Detroit

ALL-TIME RESULTS

76-77:	SA 2-1	97-98:	Tied 1-1
77-78:	SA 2-1	98-99:	SA 1-0
78-79:	SA 3-1	99-00:	Tied 1-1
79-80:	SA 4-2	00-01:	SA 2-0
80-81:	SA 2-0	01-02:	SA 2-0
81-82:	SA 2-0	02-03:	SA 2-0
82-83:	Tied 1-1	03-04:	Tied 1-1
83-84:	Tied 1-1	04-05:	Tied 1-1
84-85:	Tied 1-1	05-06:	DET 2-0
85-86:	Tied 1-1	06-07:	SA 2-0
86-87:	Tied 1-1	07-08:	DET 2-0
87-88:	Tied 1-1	08-09:	Tied 1-1
88-89:	DET 2-0	09-10:	Tied 1-1
89-90:	Tied 1-1	10-11:	SA 2-0
90-91:	SA 2-0	11-12:	SA 1-0
91-92:	Tied 1-1	12-13:	Tied 1-1
92-93:	SA 2-0	13-14:	Tied 1-1
93-94:	Tied 1-1	14-15:	Tied 1-1
94-95:	SA 2-0	15-16:	SA 2-0
95-96:	DET 2-0	16-17:	SA 2-0
96-97:	DET 2-0	TOTALS:	SA 55-33

SPURS-PISTONS SERIES NOTES

OVERALL RECORD: 55-33 **HOME:** 31-13 **ROAD:** 24-20 **OT:** 1-2
CURRENT STREAK: Won 5 **HOME:** W 2 **ROAD:** W 3
SPURS BIGGEST WIN: 39, 114-75 on 03/03/13 at San Antonio
SPURS BIGGEST LOSS: 32, 143-111 on 11/27/87 at Detroit
SPURS LAST WIN AT HOME: 96-86 on 11/11/16
SPURS LAST LOSS AT HOME: 105-104 on 1/6/15
SPURS LAST WIN ON THE ROAD: 103-92 on 2/10/17
SPURS LAST LOSS ON THE ROAD: 109-100 on 2/10/14

DID YOU KNOW?

San Antonio captured its third NBA Championship with a win over Detroit in 2005 in a thrilling seven-game series ... David Robinson became just the fourth player in NBA history to record a quadruple-double on 2/17/94 vs. Detroit when he scored 34 points, grabbed 10 rebounds, blocked 10 shots and handed out 10 assists ... the Spurs held the Pistons to 64 points on .259 (21-81) shooting on 2/21/99, a Spurs franchise record for lowest field goal percentage by an opponent ... Pistons center Boban Marjanovic appeared in 54 contests for San Antonio last season, averaging 5.5 points, and 3.6 rebounds in 9.4 minutes per game ... Spurs guard Darrun Hilliard played for Detroit from 2015 until 2017 where he averaged 3.6 points, 1.0 rebounds and 0.8 assists over 77 contests.

2016-17 SEASON SERIES (2-0) SAN ANTONIO SPURS VS. DETROIT

PLAYER	G-GS	MIN	FG-FGA	PCT	3FG-FGA	PCT	FT-FTA	PCT	OFF DEF TOT	AST	PF	QD	STL	TO	BLK	PTS	AVG	HI
LEONARD	2-2	70	16-40	.400	7-13	.538	10-12	.833	0 10 10	6	3-0	5	5	0	49	24.5	32	
GASOL	1-1	36	10-16	.625	1-3	.333	0-0	---	4 5 9	6	2-0	1	1	2	21	21.0	21	
ALDRIDGE	2-2	69	14-32	.438	0-0	---	5-6	.833	4 19 23	1	5-0	1	6	2	33	16.5	19	
GREEN	1-1	30	4-5	.800	4-5	.800	0-0	---	0 4 4	0	2-0	0	0	0	12	12.0	12	
DEMDON	2-1	38	8-10	.800	0-0	---	1-1	1.000	6 13 19	1	5-0	2	4	2	17	8.5	17	
LEE	2-0	36	7-12	.583	0-0	---	1-1	1.000	4 5 9	3	2-0	0	0	0	15	7.5	11	
GINOBI	2-0	34	5-8	.625	3-4	.750	0-1	.000	0 3 3	3	2-0	2	3	1	13	6.5	10	
MILLS	2-0	42	4-10	.400	1-5	.200	3-3	1.000	0 3 3	9	2-0	1	2	0	12	6.0	10	
PARKER	2-2	53	4-15	.267	0-3	.000	1-2	.500	0 3 3	16	2-0	0	2	0	9	4.5	7	
ANDERSON	2-1	25	3-7	.429	1-2	.500	1-2	.500	3 3 6	3	0-0	0	0	0	8	4.0	8	
BERTANS	2-0	12	2-4	.500	1-2	.500	0-0	---	0 2 2	0	2-0	0	2	0	5	2.5	5	
SIMMONS	2-0	33	0-4	.000	0-2	.000	5-6	.833	0 6 6	3	3-0	0	1	0	5	2.5	5	
ANTHONY	1-0	1	0-0	---	0-0	---	0-0	---	0 0 0	0	0-0	0	0	0	0	0.0	0	
FORBES	2-0	1	0-0	---	0-0	---	0-0	---	0 0 0	0	0-0	0	0	0	0	0.0	0	
MURRAY	1-0	1	0-0	---	0-0	---	0-0	---	0 0 0	0	1-0	0	0	0	0	0.0	0	
SPURS	2	480	77-163	.472	18-39	.462	27-34	.794	21 76 97	51	31-0	12	28	7	199	99.5	103	
PISTONS	2	480	71-168	.423	10-42	.238	26-34	.765	16 61 77	36	29-0	10	23	7	178	89.0	92	

2016-17 SEASON SERIES (0-2) DETROIT PISTONS VS. SAN ANTONIO

PLAYER	G-GS	MIN	FG-FGA	PCT	3FG-FGA	PCT	FT-FTA	PCT	OFF DEF TOT	AST	PF	QD	STL	TO	BLK	PTS	AVG	HI
DRUMMOND	2-2	69	13-27	.481	1-1	1.000	5-8	.625	12 20 32	0	6-0	4	6	2	32	16.0	20	
HARRIS	2-1	65	11-25	.440	0-5	.000	6-6	1.000	0 10 10	3	5-0	1	1	0	28	14.0	16	
SMITH	2-1	48	12-19	.632	1-2	.500	2-4	.500	0 7 7	8	1-0	0	3	2	27	13.5	15	
JACKSON	1-1	29	5-13	.385	2-4	.500	0-0	---	0 1 1	7	1-0	1	2	0	12	12.0	12	
UDRIH	1-0	18	4-7	.571	1-2	.500	3-3	1.000	0 2 2	0	1-0	0	1	0	12	12.0	12	
CALDWELL-POPE	2-2	75	8-21	.381	2-9	.222	2-3	.667	1 6 7	10	2-0	1	1	0	20	10.0	10	
LEWIS	2-1	62	7-17	.412	0-6	.000	4-4	1.000	0 5 5	3	4-0	0	3	1	18	9.0	10	
MORRIS	2-2	59	6-21	.286	1-6	.167	1-2	.500	2 5 7	4	3-0	2	0	2	14	7.0	10	
JOHNSON	2-0	29	2-11	.182	2-7	.286	3-4	.750	0 2 2	1	5-0	1	4	0	9	4.5	6	
BAYNES	2-0	24	3-7	.429	0-0	---	0-0	---	1 3 4	0	1-0	0	0	0	6	3.0	4	
PISTONS	2	480	71-168	.423	10-42	.238	26-34	.765	16 61 77	36	29-0	10	23	7	178	89.0	92	
SPURS	2	480	77-163	.472	18-39	.462	27-34	.794	21 76 97	51	31-0	12	28	7	199	99.5	103	

GOLDEN STATE WARRIORS

1011 Broadway • Oakland, CA 94607
(510) 986-2200 • www.warriors.com



Steve Kerr

Owner & CEO Joe Lacob
Owner Peter Guber
President & Chief Operating Officer Rick Welts
President, Basketball Operations/General Manager Bob Myers
V.P. of GSW Sports Ventures/Assistant General Manager Kirk Lacob
Director of Player Personnel/Assistant General Manager Larry Harris
Head Coach Steve Kerr
Assistant Coaches Ron Adams, Mike Brown, Jarron Collins
Assistant Coaches/Player Development Chris DeMarco, Bruce Fraser, Willie Green
Head Athletic Trainer Drew Yoder
Vice President, Communications Raymond Ridder
Director, Public Relations Brett Winkler
Director, Basketball Communications Michael Ravina
Director, Publications & Statistical Information Darryl Arata
Assistant, Public Relations Cole Lawrence
Home Court Oracle Arena (19,596)
Radio KGMZ-FM (95.7 The Game), Tim Roye
Cable TV NBC Sports Bay Area, Bob Fitzgerald, Jim Barnett



2017-18 SCHEDULE VS. WARRIORS

11/2	Thursday	7:00 p.m.	in San Antonio
2/10	Saturday	7:30 p.m.	at Golden State
3/8	Thursday	9:30 p.m.	at Golden State
3/19	Monday	8:30 p.m.	in San Antonio

2016-17 RESULTS VS. WARRIORS

10/25	129-100 Spurs at Golden State
3/11	107-85 Spurs in San Antonio
3/29	110-98 Warriors at Golden State

ALL-TIME RESULTS

76-77: Tied 2-2	97-98: SA 3-1
77-78: GS 3-1	98-99: SA 3-0
78-79: SA 3-1	99-00: SA 4-0
79-80: SA 2-0	00-01: SA 4-0
80-81: SA 4-1	01-02: SA 4-0
81-82: GS 3-2	02-03: SA 3-1
82-83: SA 4-1	03-04: Tied 2-2
83-84: GS 3-2	04-05: SA 3-0
84-85: SA 4-1	05-06: SA 4-0
85-86: SA 3-2	06-07: SA 3-1
86-87: GS 4-1	07-08: GS 2-1
87-88: GS 3-2	08-09: SA 4-0
88-89: GS 3-1	09-10: SA 4-0
89-90: SA 3-1	10-11: SA 4-0
90-91: Tied 2-2	11-12: SA 3-0
91-92: Tied 2-2	12-13: Tied 2-2
92-93: GS 3-1	13-14: SA 4-0
93-94: Tied 2-2	14-15: SA 2-1
94-95: SA 3-1	15-16: GS 3-1
95-96: SA 3-1	16-17: SA 2-1
96-97: GS 4-0	TOTALS: SA 106-57

SPURS-WARRIORS SERIES NOTES

OVERALL RECORD: 106-57 **HOME:** 62-18 **ROAD:** 44-39 **OT:** 8-4
CURRENT STREAK: Lost 1 **HOME:** W 1 **ROAD:** L 1
SPURS BIGGEST WIN: 45, 139-94 on 1/8/85 in San Antonio
SPURS BIGGEST LOSS: 37, 133-96 on 2/15/89 at Oakland
SPURS LAST WIN AT HOME: 107-85 on 3/11/17
SPURS LAST LOSS AT HOME: 112-101 on 4/7/16
SPURS LAST WIN ON THE ROAD: 129-100 on 10/25/16
SPURS LAST LOSS ON THE ROAD: 110-98 on 3/29/17

DID YOU KNOW?

San Antonio won 33 consecutive home games against the Warriors from the start of the 1997-98 season up until 4/10/16 when they dropped a 92-86 decision to Golden State for their only home loss on the 2015-16 season ... during that stretch the Spurs posted 57-13 against the Warriors ... San Antonio head coach Gregg Popovich served as an assistant for the Warriors under Don Nelson's staff from 1992-93 through the 1994-95 season ... Warriors head coach Steve Kerr had two playing stints with the Silver and Black ... Kerr appeared in 131 games averaging 3.5 points from 1998-2001 and saw action in 75 games during the 2002-03 season helping lead the Spurs to their second NBA Championship ... Warriors assistant coach Ron Adams was an assistant with the Spurs from 1992-94 ... the Spurs own or have tied three separate opponent records against Golden State ... Terry Cummings had 16 offensive rebounds on 2/28/80 ... Johnny Moore tallied 9 steals in a game in San Antonio on 1/8/85 to tie the record ... George Johnson blocked 13 shots in one game on 2/24/81 ... Warriors forward David West played one season with San Antonio (2015-16) where he averaged 7.1 points, 4.0 rebounds and 1.8 assists in 78 contests.

2016-17 SEASON SERIES (2-1) SAN ANTONIO SPURS VS. GOLDEN STATE

PLAYER	G-GS	MIN	FG-FGA	PCT	3FG-FGA	PCT	FT-FTA	PCT	OFF	DEF	TOT	AST	PF	DO	STL	TO	BLK	PTS	AVG	HI
LEONARD	2-2	68	17-41	.415	0-8	.000	20-22	.909	6	6	12	8	1-0	6	7	0	54	27.0	35	
ALDRIDGE	2-2	70	17-34	.500	2-3	.667	7-8	.875	10	11	21	3	2-0	1	3	5	43	21.5	26	
MILLS	3-1	62	13-26	.500	9-15	.600	3-5	.600	2	3	5	9	4-0	5	3	0	38	12.7	21	
GREEN	2-2	51	7-16	.438	5-11	.455	2-2	1.000	4	5	9	5	2-0	2	4	2	21	10.5	16	
GASOL	3-1	64	9-23	.391	1-3	.333	11-14	.786	3	16	19	9	3-0	1	6	2	30	10.0	18	
LEE	3-1	45	10-17	.588	0-0	---	6-6	1.000	6	10	16	4	5-0	0	4	1	26	8.7	12	
SIMMONS	3-0	56	11-20	.550	3-5	.600	1-3	.333	1	6	7	5	4-0	1	4	1	26	8.7	20	
GINOBILI	3-0	57	8-23	.348	4-13	.308	2-3	.667	2	9	11	11	6-0	6	3	0	22	7.3	10	
ANDERSON	3-2	68	8-12	.667	2-4	.500	2-2	1.000	3	10	13	7	1-0	1	1	1	20	6.7	13	
BERTANS	3-0	26	6-13	.467	4-6	.667	2-2	1.000	1	3	4	2	3-0	0	1	1	18	6.0	13	
DEDEMON	3-2	57	6-13	.462	0-0	---	3-3	1.000	5	15	20	0	6-0	2	4	6	15	5.0	9	
PARKER	2-2	50	4-13	.308	1-2	.500	0-0	---	0	3	3	6	6-0	2	4	0	9	4.5	9	
ANTHONY	1-0	13	2-4	.500	0-0	---	0-0	---	0	1	1	0	4-0	1	0	0	4	4.0	4	
FORBES	3-0	29	3-7	.429	2-5	.400	0-0	---	1	1	2	1	1-0	0	1	0	8	2.7	8	
LAPROVITOLA	1-0	4	0-0	---	0-0	---	0-0	---	0	0	0	2	1-0	0	1	0	0	0.0	0	
SPURS	3	720	121-258	.469	33-75	.440	59-70	.843	44	99	143	72	49-0	28	51	19	334	111.3	129	
WARRIORS	3	720	116-262	.443	25-76	.329	38-52	.731	38	81	119	74	57-0	28	46	17	295	98.3	110	
WARRIORS	4	985	158-347	.455	24-69	.348	64-77	.831	37	154	191	90	78-0	28	60	18	404	104.0	116	

2016-17 SEASON SERIES (1-2) GOLDEN STATE WARRIORS VS. SAN ANTONIO

PLAYER	G-GS	MIN	FG-FGA	PCT	3FG-FGA	PCT	FT-FTA	PCT	OFF	DEF	TOT	AST	PF	DO	STL	TO	BLK	PTS	AVG	HI
CURRY	2-2	69	18-38	.474	7-18	.389	12-13	.923	1	6	7	15	6-0	1	6	0	55	27.5	29	
DURANT	1-1	37	11-18	.611	1-3	.333	4-5	.800	0	10	10	4	2-0	2	0	2	27	27.0	27	
THOMPSON	2-2	68	14-29	.483	5-15	.333	1-1	1.000	0	3	3	2	6-0	1	3	4	34	17.0	23	
CLARK	3-0	62	20-34	.588	4-8	.500	4-8	.500	1	4	5	3	3-0	1	5	1	48	16.0	36	
GREEN	2-2	67	9-18	.500	2-6	.333	2-2	1.000	6	12	18	10	4-0	7	9	1	22	11.0	18	
BARNES (TOT)	4-2	116	12-27	.444	6-16	.375	5-6	.833	3	13	16	11	13-0	3	11	1	35	8.8	15	
BARNES (GS)	2-2	61	5-14	.357	3-9	.333	4-4	1.000	2	12	14	8	6-0	1	7	0	17	8.5	14	
WEST	3-0	47	11-21	.524	1-2	.500	2-2	1.000	4	5	9	8	3-0	3	6	4	25	8.3	15	
IGUODALA	2-0	57	7-12	.583	2-5	.400	0-0	---	1	7	8	4	3-0	3	1	0	16	8.0	14	
PACHULIA	3-3	58	7-17	.412	0-0	---	5-7	.714	8	11	19	6	5-0	2	6	1	19	6.3	11	
D. JONES	1-0	21	2-6	.333	0-0	---	0-2	.000	3	2	5	0	3-0	0	0	0	4	4.0	4	
LIVINGSTON	3-1	53	4-14	.286	0-1	.000	1-1	1.000	1	4	5	5	5-0	2	3	1	9	3.0	5	
MCGEE	3-0	22	4-11	.364	0-0	---	0-1	.000	2	3	5	1	5-0	2	0	3	8	2.7	4	
MCADOO	2-0	24	2-7	.286	0-0	---	0-2	.000	1	4	5	3	1-0	2	1	2	4	2.0	4	
MCCAW	3-1	52	11-15	.667	0-8	.000	2-2	1.000	1	1	2	3	3-0	2	0	1	4	1.3	2	
LOONEY	2-1	21	1-8	.125	0-1	.000	0-0	---	4	0	4	2	1-0	0	1	0	2	1.0	2	
VAREJAO	1-0	3	0-0	---	0-0	---	1-2	.500	0	0	0	0	3-0	0	0	0	1	1.0	1	
WARRIORS	3	720	116-262	.443	25-76	.329	38-52	.731	38	81	119	74	57-0	28	46	17	295	98.3	110	
SPURS	3	720	121-258	.469	33-75	.440	59-70	.843	44	99	143	72	49-0	28	51	19	334	111.3	129	



Toyota Center • 1510 Polk Street • Houston, TX 77002
(713) 758-7200 • www.rockets.com

Owner Leslie Alexander
Chief Executive Officer Tad Brown
General Manager Daryl Morey
Head Coach Mike D'Antoni
Assistant Coaches Jeff Bzdelik, Roy Rogers, Brett Gunning
John Lucas, Josh Oppenheimer, Kevin Burleson
Senior Vice President of Basketball Operations Keith Jones
Head Athletic Trainer Jason Biles
Senior Director, Media & Player Relations Tracey Hughes
Home Court Toyota Center (18,055 built in 2003)
Radio KBME (790 AM): Craig Ackerman
Spanish Radio KEYH (850 AM): Adrian Chavarria
Television ROOT SPORTS Southwest: Bill Worrell, Matt Bullard
Clyde Drexler, Craig Ackerman



Mike D'Antoni

2017-18 SCHEDULE VS. ROCKETS

12/15 Friday 8:30 p.m. at Houston
2/1 Saturday 7:00 p.m. in San Antonio
3/12 Tuesday 7:00 p.m. at Houston
4/1 Monday 2:30 p.m. in San Antonio

2016-17 RESULTS VS. ROCKETS

11/9 101-99 Rockets in San Antonio
11/12 106-100 Spurs at Houston
12/20 102-100 Spurs at Houston
3/6 112-110 Spurs in San Antonio

ALL-TIME RESULTS

76-77: Tied 2-2 90-91: SA 3-2 04-05: Tied 2-2
77-78: SA 3-1 91-92: HOU 3-2 05-06: SA 4-0
78-79: HOU 3-1 92-93: HOU 4-1 06-07: Tied 2-2
79-80: Tied 3-3 93-94: SA 3-2 07-08: Tied 2-2
80-81: Tied 3-3 94-95: SA 5-1 08-09: Tied 2-2
81-82: Tied 3-3 95-96: SA 3-1 09-10: Tied 2-2
82-83: SA 5-1 96-97: HOU 3-1 10-11: SA 3-1
83-84: SA 4-2 97-98: Tied 2-2 11-12: Tied 2-2
84-85: HOU 4-2 98-99: SA 3-0 12-13: HOU 4-0
85-86: HOU 5-1 99-00: SA 4-0 13-14: HOU 4-0
86-87: HOU 5-1 00-01: SA 3-1 14-15: SA 3-1
87-88: SA 4-2 01-02: SA 3-1 15-16: SA 3-1
88-89: HOU 6-0 02-03: SA 4-0 16-17: SA 3-1
89-90: Tied 2-2 03-04: SA 4-0 **TOTALS: SA 106-83**

SPURS-ROCKETS SERIES NOTES

OVERALL RECORD: 106-83 **HOME:** 65-29 **ROAD:** 41-54 **OT:** 3-3
CURRENT STREAK: Won 3 **HOME:** W 1 **ROAD:** W 3
SPURS BIGGEST WIN: 38, 128-90 on 1/15/82 in San Antonio
SPURS BIGGEST LOSS: 34, 138-104 on 1/20/84 at Houston
SPURS LAST WIN AT HOME: 112-110 on 3/6/17
SPURS LAST LOSS AT HOME: 101-99 on 11/9/16
SPURS LAST WIN ON THE ROAD: 102-100 on 12/20
SPURS LAST LOSS ON THE ROAD: 88-84 on 12/25/15

DID YOU KNOW?

The Spurs hold the record for highest Rockets opponent field goal percentage by going 48-71 (.676) from the field on 4/7/85 ... the most offensive rebounds in Houston team history was reached vs. San Antonio on 4/13/84 when they grabbed 35 ... Trevor Ariza (2003-04) and Spurs guard/forward Kyle Anderson (2012-14) both attended UCLA. Rockets forward Trevor Ariza and Spurs vice president of basketball operations Monty Williams spent time together with the New Orleans Hornets in the 2010-11 and 2011-2012 seasons ... Williams served five years as the head coach with New Orleans (2010-15), where he coached Ariza and Rockets forward Ryan Anderson and guard Eric Gordon... Danny Green hit his 700th career three-pointer with the Spurs at Houston on 2/27 and is one of two players in franchise history to ever reach this milestone ... Rockets forward PJ Tucker and Spurs forward LaMarcus Aldridge played together at Texas from 2004 until 2006.

2016-17 SEASON SERIES (3-1) SAN ANTONIO SPURS VS. HOUSTON

PLAYER	G-GS	MIN	FG-FGA	PCT	3FG-FGA	PCT	FT-FTA	PCT	OFF DEF TOT	AST	PF-DO	STL	TO	BLK	PTS	AVG	HL
LEONARD	4-4	152	37-75	.493	8-20	.400	32-34	.941	2 18 20	10	6-0	11	12	4	114	28.5	39
ALDRIDGE	4-4	139	20-53	.377	0-2	.000	22-25	.880	9 20 29	13	9-0	2	8	6	62	15.5	17
PARKER	3-3	79	16-30	.533	4-7	.571	7-9	.778	1 7 8	7	2-0	1	4	0	43	14.3	19
GINOBILI	4-0	76	14-32	.438	7-13	.538	6-8	.750	2 8 10	11	7-0	6	4	1	41	10.3	12
GASOL	4-3	89	14-32	.438	1-3	.333	6-10	.600	3 27 30	10	7-0	1	4	5	35	8.8	15
MILLS	4-1	98	13-31	.419	6-19	.316	2-2	1.000	2 7 9	19	4-0	2	3	0	34	8.5	13
GREEN	4-4	120	11-29	.379	8-24	.333	0-0	---	1 9 10	11	7-0	8	4	4	30	7.5	12
LEE	4-0	76	12-20	.600	0-0	---	4-7	.571	6 16 22	3	9-0	3	2	3	28	7.0	10
SIMMONS	4-0	60	10-14	.714	0-2	.000	4-5	.800	1 8 9	3	6-0	1	3	3	24	6.0	9
LAPROVITTA	1-0	14	2-5	.400	1-2	.500	0-0	---	0 0 0	0	0-0	1	1	0	5	5.0	5
DEDMON	4-1	32	1-2	.500	0-0	---	1-2	.500	3 5 8	0	4-0	2	2	1	3	0.8	2
ANDERSON	1-0	13	1-2	.000	0-0	---	0-0	---	1 4 5	0	1-0	1	0	0	0	0.0	0
BERTANS	2-0	12	0-0	---	0-0	---	0-0	---	0 1 1	1	2-0	0	1	0	0	0.0	0
SPURS	4	960	150-325	.462	35-92	.380	84-102	.824	31 130 161	88	64-0	39	51	27	419	104.8	112
ROCKETS	4	960	147-347	.424	45-154	.292	72-87	.828	51 134 185	88	80-0	26	63	16	411	102.8	110

2016-17 SEASON SERIES (1-3) HOUSTON ROCKETS VS. SAN ANTONIO

PLAYER	G-GS	MIN	FG-FGA	PCT	3FG-FGA	PCT	FT-FTA	PCT	OFF DEF TOT	AST	PF-DO	STL	TO	BLK	PTS	AVG	HL
HARDEN	4-4	153	39-83	.470	10-34	.294	31-36	.861	10 26 36	47	5-0	2	25	0	119	29.8	39
GORDON	4-0	133	23-55	.418	12-34	.353	9-9	1.000	1 10 11	11	11-0	2	9	5	67	16.8	27
ARIZA	4-4	148	20-46	.435	10-33	.303	3-5	.600	1 22 23	8	13-0	11	8	1	53	13.3	16
L. WILLIAMS	1-0	19	1-10	.100	0-3	.000	3-3	1.000	0 1 1	1	0-0	0	1	0	5	5.0	5
CAPELA	3-3	67	16-28	.571	0-0	---	4-6	.667	8 15 23	2	3-0	1	4	2	36	12.0	12
ANDERSON	4-4	136	11-38	.289	7-20	.350	11-13	.846	8 17 25	3	11-0	1	3	0	40	10.0	20
BEVERLEY	2-2	65	6-16	.375	3-9	.333	0-0	---	3 15 18	2	4-0	3	2	2	15	7.5	11
DEKKER	4-0	64	10-22	.455	3-10	.300	4-4	1.000	6 13 19	3	3-0	2	3	2	27	6.8	10
HILARIO	4-1	82	11-20	.550	0-0	---	5-7	.714	7 8 15	3	10-0	1	3	3	27	6.8	10
HARRELL	2-0	27	5-8	.625	0-0	---	2-4	.500	3 3 6	3	3-0	1	1	0	12	6.0	9
ENNIS	2-0	16	5-10	.500	0-2	.000	0-0	---	2 1 3	2	3-0	1	0	1	10	5.0	6
BREWER	3-2	36	0-8	.000	0-7	.000	0-0	---	2 1 3	3	4-0	1	1	1	0	0.0	0
MCDANIELS	2-0	15	0-3	.000	0-2	.000	0-0	---	0 2 2	0	1-0	0	0	0	0	0.0	0
ROCKETS	4	960	147-347	.424	45-154	.292	72-87	.828	51 134 185	88	80-0	26	63	16	411	102.8	110
SPURS	4	960	150-325	.462	35-92	.380	84-102	.824	31 130 161	88	64-0	39	51	27	419	104.8	112

INDIANA PACERS



Nate McMillan

125 S. Pennsylvania Street • Indianapolis, IN 46204
(317) 917-2500 • www.pacers.com

Owner, Chairman and Chief Executive Officer Herbert Simon
Vice Chairman Jim Morris
President of Basketball Operations Kevin Pritchard
General Manager Chad Buchanan
Head Coach Nate McMillan
Assistant Coaches Bill Bayno, Dan Burke, Popeye Jones
Player Development Coach David McClure
Senior Director of Medical Operations/Head Athletic Trainer Josh Corbell
Director of Sports Performance/Assistant Athletic Trainer Shawn Windle
Director of Media Relations David Benner
Home Court Bankers Life Fieldhouse (18,165, built in 1999)
Radio The Fan (1070 AM/93.5 FM); Mark Boyle, Bob Leonard
Television FSN Indiana: Quinn Buckner, Chris Denari, Jeremiah Johnson



2017-18 SCHEDULE VS. PACERS

10/29 Sunday 3:30 p.m. at Indiana
1/21 Sunday 6:00 p.m. in San Antonio

2016-17 RESULTS VS. PACERS

2/13 110-106 Spurs at Indiana
3/1 100-99 Spurs in San Antonio

ALL-TIME RESULTS

76-77:	Tied 2-2	97-98:	SA 2-0
77-78:	SA 3-1	98-99:	DNP
78-79:	IND 3-1	99-00:	Tied 1-1
79-80:	SA 4-2	00-01:	SA 2-0
80-81:	IND 2-0	01-02:	Tied 1-1
81-82:	IND 2-0	02-03:	SA 2-0
82-83:	SA 2-0	03-04:	Tied 1-1
83-84:	SA 2-0	04-05:	Tied 1-1
84-85:	Tied 1-1	05-06:	SA 2-0
85-86:	Tied 1-1	06-07:	Tied 1-1
86-87:	IND 2-0	07-08:	SA 2-0
87-88:	IND 2-0	08-09:	SA 2-0
88-89:	IND 2-0	09-10:	SA 2-0
89-90:	Tied 1-1	10-11:	SA 2-0
90-91:	Tied 1-1	11-12:	SA 1-0
91-92:	IND 2-0	12-13:	SA 2-0
92-93:	Tied 1-1	13-14:	Tied 1-1
93-94:	SA 2-0	14-15:	SA 2-0
94-95:	IND 2-0	15-16:	Tied 1-1
95-96:	Tied 1-1	16-17:	SA 2-0
96-97:	Tied 1-1	TOTALS:	SA 53-36

SPURS-PACERS SERIES NOTES

OVERALL RECORD: 53-36 **HOME:** 30-15 **ROAD:** 23-21 **OT:** 2-2
CURRENT STREAK: Won 2 **HOME:** W 3 **ROAD:** W 1
SPURS BIGGEST WIN: 30, 112-82 on 1/20/78 in San Antonio
SPURS BIGGEST LOSS: 33, 130-97 on 11/8/86 at Indiana
SPURS LAST WIN AT HOME: 100-99 on 3/1/17
SPURS LAST LOSS AT HOME: 111-100 on 12/4/13
SPURS LAST WIN ON THE ROAD: 110-106 on 2/13/17
SPURS LAST LOSS ON THE ROAD: 99-91 on 3/7/16

DID YOU KNOW?

The Spurs and Pacers first met on 10/13/73 in Indianapolis when both teams played in the ABA ... the Pacers won that game 116-99 ... Spurs coach Gregg Popovich recorded his 1,000th career win with a 95-93 victory at Indiana on 2/9/15 ... with the win, Popovich became the ninth head coach in NBA history to reach the milestone ... San Antonio held Indiana to a franchise-low 55 points in a 74-55 win on 3/29/98 ... the Pacers also set a Spurs opponent franchise-low for points in a half with 21 in the second half ... George Gervin holds the record for the most points scored in Market Square Arena by pouring in 55 vs. the Pacers on 1/23/80, leading the Spurs to a 144-130 win ... former Spur Larry Kenon recorded the first NBA opponent triple-double in Pacer history on 10/27/79 ... Pacers guard Cory Joseph spent four seasons in San Antonio (2011-2015) where he won a championship and averaged 5.2 points, 1.9 assists and 1.8 rebounds over 204 games.

2016-17 SEASON SERIES (2-0) SAN ANTONIO SPURS VS. INDIANA

PLAYER	G-GS	MIN	FG-FGA	PCT	3FG-FGA	PCT	FT-FTA	PCT	OFF	DEF	TOT	AST	PF-DQ	STL	TO	BLK	PTS	AVG	HI
LEONARD	2-2	73	24-45	.533	5-12	.417	10-11	.909	2	15	17	5	4-0	8	4	0	63	31.5	32
GASOL	1-0	21	4-7	.571	2-4	.500	8-8	1.000	0	4	4	2	1-0	0	3	2	18	18.0	18
LEE	2-0	43	12-13	.923	0-0	---	6-7	.857	5	11	16	1	4-0	0	2	2	30	15.0	18
ALDRIDGE	2-2	68	10-31	.323	0-0	---	5-5	1.000	4	8	12	3	5-0	1	3	1	25	12.5	19
PARKER	1-1	29	4-8	.500	0-0	---	4-4	1.000	0	1	1	4	1-0	0	1	0	12	12.0	12
GREEN	2-2	63	5-16	.313	3-10	.300	2-2	1.000	0	8	8	6	8-0	2	4	4	15	7.5	12
MURRAY	1-1	21	2-6	.333	1-3	.333	1-2	.500	0	1	1	6	2-0	1	3	0	6	6.0	6
GINOBI	2-0	34	3-9	.333	1-4	.250	4-6	.667	0	1	1	0	5-0	0	4	0	11	5.5	9
MILLS	2-0	45	4-15	.267	3-10	.300	0-0	---	0	2	2	6	3-0	0	0	0	11	5.5	9
DEDEMON	2-2	44	4-6	.667	0-0	---	2-2	1.000	6	9	15	1	4-0	0	2	0	10	5.0	6
ANDERSON	1-0	9	0-1	.000	0-0	---	2-4	.500	1	2	3	1	0-0	0	0	1	2	2.0	2
SIMMONS	2-0	23	2-3	.667	0-0	---	0-0	---	0	4	4	3	5-0	2	1	4	2	2.0	4
BERTANS	2-0	7	1-1	1.000	1-1	1.000	0-0	---	0	1	1	0	1-0	1	2	0	3	1.5	3
SPURS	2	480	75-161	.466	16-44	.364	44-51	.863	18	67	85	38	43-0	15	29	11	210	105.0	110
PACERS	2	480	75-159	.472	16-43	.372	39-55	.709	19	59	78	43	49-0	21	29	4	205	102.5	106

2016-17 SEASON SERIES (0-2) INDIANA PACERS VS. SAN ANTONIO

PLAYER	G-GS	MIN	FG-FGA	PCT	3FG-FGA	PCT	FT-FTA	PCT	OFF	DEF	TOT	AST	PF-DQ	STL	TO	BLK	PTS	AVG	HI
GEORGE	2-2	71	13-33	.394	6-14	.429	17-18	.944	0	12	12	5	9-0	1	5	0	49	24.5	27
TURNER	2-2	67	13-24	.542	1-2	.500	11-14	.786	4	8	12	2	7-0	4	1	0	38	19.0	22
MES	2-1	50	9-22	.409	5-15	.333	1-1	1.000	2	8	10	1	6-0	1	3	0	24	12.0	19
TEAGUE	2-2	61	8-14	.571	2-3	.667	4-6	.667	2	8	10	14	2-0	1	3	1	22	11.0	15
ELLIS	2-0	54	9-19	.474	1-3	.333	2-6	.333	1	4	5	6	4-0	4	5	0	21	10.5	11
SERAPHIN	2-1	42	10-13	.769	0-1	.000	0-2	.000	2	5	7	2	8-0	2	4	1	20	10.0	12
STUCKEY	2-0	39	5-12	.417	1-3	.333	2-3	.667	1	4	5	6	0-0	1	1	0	13	6.5	13
ALLEN	1-0	20	2-3	.667	0-0	---	1-2	.500	3	3	6	1	4-0	1	0	1	5	5.0	5
T. YOUNG	1-1	11	2-6	.333	0-0	---	0-0	---	2	0	2	1	2-0	0	2	0	4	4.0	4
ROBINSON	1-1	38	3-6	.500	0-2	.000	0-1	.000	1	4	5	2	1-0	5	1	0	6	3.0	6
JEFFERSON	1-0	14	1-6	.167	0-0	---	0-0	---	0	3	3	3	2-0	1	0	1	2	2.0	2
STEPHENSON	1-0	18	1-4	.250	0-2	.000	0-0	---	0	0	0	4	3-0	0	0	0	2	2.0	2
CHRISTMAS	1-0	13	0-1	.000	0-0	---	1-2	.500	1	0	1	1	4-0	0	3	0	1	1.0	1
PACERS	2	480	75-159	.472	16-43	.372	39-55	.709	19	59	78	43	49-0	21	29	4	205	102.5	106
SPURS	2	480	75-161	.466	16-44	.364	44-51	.863	18	67	85	38	43-0	15	29	11	210	105.0	110

6951 S. Centinela Ave. • Playa Vista, CA 90094
(310) 862-6000 • www.clippers.com



Owner Steve Ballmer
President, Basketball Operations Lawrence Frank
Head Coach Glenn "Doc" Rivers
General Manager Michael Winger
Assistant General Managers Trent Redden, Mark Hughes
Assistant Coaches Mike Woodson, Patrick Sullivan, Sam Cassell,
Armond Hill, Brendan O'Connor, John Welch
Director of Medical Services/Head Athletic Trainer Jason Powell
Head Strength & Conditioning Coach Daniel Shapiro
Vice President, Basketball Communications Seth Burton
Home Court STAPLES Center (19,060, built in 1999)
Radio LA Sports (570 AM): Brian Sieman, Ralph Lawler
Spanish Radio ESPN Deportes (1330 AM): Armando Garcia
Television Prime Ticket: Ralph Lawler



Doc Rivers

2017-18 SCHEDULE VS. CLIPPERS

11/7	Tuesday	7:30 p.m.	in San Antonio
12/18	Monday	7:30 p.m.	in San Antonio
4/3	Tuesday	9:30 p.m.	at Los Angeles

2016-17 RESULTS VS. CLIPPERS

11/5	116-92	Clippers in San Antonio
12/22	106-101	Clippers at Los Angeles
2/24	105-97	Spurs at Los Angeles
4/8	98-87	Clippers in San Antonio

ALL-TIME RESULTS

76-77: SA 4-0	91-92: Tied 2-2	06-07: SA 4-0
77-78: SA 3-1	92-93: SA 4-0	07-08: SA 4-0
78-79: SA 4-0	93-94: SA 3-1	08-09: SA 4-0
79-80: SA 2-0	94-95: SA 4-0	09-10: SA 4-0
80-81: SA 4-1	95-96: SA 3-1	10-11: SA 2-1
81-82: SA 3-2	96-97: LA 4-0	11-12: SA 2-1
82-83: SA 4-1	97-98: SA 3-1	12-13: Tied 2-2
83-84: SA 4-1	98-99: SA 3-0	13-14: SA 2-1
84-85: SA 3-2	99-00: SA 4-0	14-15: Tied 2-2
85-86: SA 4-1	00-01: SA 4-0	15-16: SA 2-1
86-87: SA 4-1	01-02: SA 3-1	16-17: LA 3-1
87-88: SA 5-0	02-03: SA 3-1	TOTALS: SA 124-39
88-89: LA 3-1	03-04: SA 3-1	
89-90: SA 4-0	04-05: SA 4-0	
90-91: Tied 2-2	05-06: SA 2-1	

SPURS-CLIPPERS SERIES NOTES

OVERALL RECORD: 124-39 **HOME:** 69-12 **ROAD:** 55-27 **OT:** 6-1
CURRENT STREAK: Lost 1 **HOME:** L 2 **ROAD:** W 1
SPURS BIGGEST WIN: 383, 163-125 on 11/8/78 in San Antonio
SPURS BIGGEST LOSS: 24, 116-92 on 11/5/16 in San Antonio
SPURS LAST WIN AT HOME: 108-87 on 3/15/16
SPURS LAST LOSS AT HOME: 98-87 on 4/8/17
SPURS LAST WIN ON THE ROAD: 105-87 on 2/24/17
SPURS LAST LOSS ON THE ROAD: 106-101 on 12/22/16

DID YOU KNOW?

Tony Parker became the youngest player to ever appear in a game for the Spurs when he suited up on 10/30/01 vs. the Clippers ... the 19-year-old Frenchman had 9 points and 3 assists in his NBA debut ... with a 93-84 Spurs win on 3/13/07, the Clippers became the first NBA team San Antonio had recorded 100 victories against ... the Spurs scored 163 points vs. the Clippers on 11/8/78, the most points ever scored by the Spurs in regulation in an NBA game ... the Spurs defeated the San Diego Clippers that night 163-125 ... David Robinson became the fourth player in NBA history to eclipse the 70-point mark with 71 points at Los Angeles on 4/24/94 ... Spurs forward Tim Duncan and guard Tony Parker set an all-time record for playoff wins by a duo (125) in Game 3 of the first round of the 2015 NBA playoffs vs. the Clippers on 4/24/15 ... Duncan, Parker and guard Manu Ginobili hit 500 regular season wins together when they defeated the Clippers 89-85 in Los Angeles on 11/10/14 ... with a 111-107 overtime win at Los Angeles Clippers on 4/22/15, Spurs head coach Gregg Popovich became just the third coach in NBA history to reach 150 career postseason wins.

2016-17 SEASON SERIES (1-3) SAN ANTONIO SPURS VS. LA CLIPPERS

PLAYER	G-GS	MIN	FG-FGA	PCT	3FG-FGA	PCT	FT-FTA	PCT	OFF DEF TOT	AST	PF-DO	STL	TO	BLK	PTS	AVG	HI
LEONARD	4-4	128	28-67	.418	6-18	.333	28-33	.848	6 17 23	17	9-0	4	12	3	90	22.5	28
GASOL	4-2	106	18-32	.563	6-10	.600	22-25	.880	12 20 32	6	9-0	0	7	5	64	16.0	21
ALDRIDGE	4-4	118	26-58	.448	4-6	.667	6-6	1.000	5 18 23	2	14-0	2	6	4	62	15.5	19
LAPROVITTO	1-0	22	4-5	.800	3-4	.750	0-0	---	1 1 2	5	1-0	0	2	0	11	11.0	11
PARKER	3-3	78	7-25	.280	1-5	.200	6-6	1.000	0 4 4	8	2-0	2	2	0	21	7.0	17
GREEN	2-2	58	5-12	.417	3-8	.375	0-0	---	2 6 8	3	5-0	2	1	0	13	6.5	10
SIMMONS	4-1	77	10-27	.370	1-7	.143	5-6	.833	2 10 12	8	7-0	2	5	1	26	6.5	8
MILLS	4-1	87	8-28	.286	4-16	.250	4-5	.800	1 8 9	9	6-0	1	5	0	24	6.0	14
GINOBI	3-0	56	5-15	.333	3-8	.375	3-3	1.000	2 8 10	7	4-0	3	4	0	16	5.3	7
LEE	4-0	54	8-18	.444	0-0	---	3-4	.750	5 9 14	3	4-0	0	0	1	19	4.8	6
DEDMON	4-2	73	7-16	.438	0-0	---	2-3	.667	8 23 31	7	9-0	2	4	6	16	4.0	4
MURRAY	3-0	17	4-9	.444	2-2	1.000	0-0	---	0 1 2	0	2-0	1	1	0	10	3.3	6
ANDERSON	4-1	46	4-6	.667	0-1	.000	0-0	---	2 11 13	5	4-0	6	3	1	8	2.0	8
FORBES	3-0	20	2-6	.333	0-4	.000	0-0	---	0 2 2	1	2-0	0	0	0	5	1.7	5
ANTHONY	1-0	2	0-0	---	0-0	---	0-0	---	0 0 0	0	0-0	0	0	0	0	0.0	0
BERTANS	2-0	18	0-4	.000	0-3	.000	0-0	---	0 1 1	0	1-0	0	1	1	0	0.0	0
SPURS	4	960	136-328	.415	33-92	.359	80-94	.851	47 139 186	81	79-0	25	57	22	385	96.3	105
CLIPPERS	4	960	163-337	.484	33-96	.344	58-74	.784	29 133 162	81	82-0	33	41	21	417	104.3	116

2016-17 SEASON SERIES (3-1) LOS ANGELES CLIPPERS VS. SAN ANTONIO

PLAYER	G-GS	MIN	FG-FGA	PCT	3FG-FGA	PCT	FT-FTA	PCT	OFF DEF TOT	AST	PF-DO	STL	TO	BLK	PTS	AVG	HI
GRIFFIN	3-3	104	29-55	.527	0-8	.000	17-18	.944	4 18 22	9	10-0	2	5	1	75	25.0	29
PAUL	4-4	115	25-52	.481	5-9	.556	9-11	.818	1 27 28	29	10-0	9	1	64	16.0	19	
JORDAN	4-4	125	23-33	.697	0-0	---	4-9	.444	10 32 42	5	11-0	3	4	5	50	12.5	17
RIVERS	3-0	74	13-33	.394	3-12	.250	8-10	.800	0 1 1	4	8-0	2	1	1	37	12.3	23
REDICK	4-4	103	14-33	.424	10-20	.500	4-4	1.000	1 4 5	5	3-0	5	2	2	42	10.5	14
CRAWFORD	4-0	96	16-31	.516	5-11	.455	2-3	.667	0 4 4	5	8-0	2	6	2	39	9.8	16
SPEIGHTS	4-0	76	12-29	.414	4-15	.267	9-9	1.000	6 14 20	10	12-0	2	3	3	37	9.3	15
MBAAH A MOUTE	4-4	122	22-54	.407	3-6	.500	3-5	.600	1 4 5	2	9-0	4	1	1	30	7.5	13
FELTON	4-0	74	11-19	.579	1-2	.500	1-2	.500	0 8 8	8	2-0	3	3	1	24	6.0	13
BASS	2-0	22	4-9	.444	0-0	---	1-2	.500	4 6 10	0	1-0	1	0	1	9	4.5	5
W. JOHNSON	3-0	58	4-17	.235	2-10	.200	0-1	.000	2 14 16	3	5-0	0	4	3	10	3.3	8
PIERCE	2-1	18	0-4	.000	0-3	.000	0-0	---	0 1 1	1	3-0	0	0	0	0	0.0	0
CLIPPERS	4	960	163-337	.484	33-96	.344	58-74	.784	29 133 162	81	82-0	33	41	21	417	104.3	116
SPURS	4	960	136-328	.415	33-92	.359	80-94	.851	47 139 186	81	79-0	25	57	22	385	96.3	105

LOS ANGELES LAKERS



Luke Walton

555 N. Nash Street • El Segundo, CA 90245
(310) 426-6000 • www.lakers.com

CEO & Controlling Owner Jeanie Buss
President, Basketball Operations Earvin "Magic" Johnson
General Manager Rob Pelinka
Head Coach Luke Walton
Associate Head Coach Brian Shaw
Assistant Coaches Brian Keefe, Jesse Mermuys, Mark Madsen
Jud Buechler, Miles Simon
Athletic Trainer Marco Nunez
Director, Media Relations Allison Bogli
Home Court STAPLES Center (18,997, built in 2000)
Radio ESPNLA Radio (710 AM): John Ireland, Mychal Thompson
Spanish Radio ESPN Deportes (1330 AM): Fernando Gonzalez, Pepe Mantilla
Television Spectrum Sportsnet: Bill Macdonald, Stu Lantz
Spanish Television Spectrum Deportes: Adrian Garcia Marquez, Francisco Pinto



2017-18 SCHEDULE VS. LAKERS

1/11	Thursday	9:30 p.m.	at Los Angeles
3/3	Saturday	8:00 p.m.	in San Antonio
4/4	Wednesday	9:30 p.m.	at Los Angeles

2016-17 RESULTS VS. LAKERS

11/18	116-107	Spurs at Los Angeles
1/12	134-94	Spurs in San Antonio
2/26	119-98	Spurs at Los Angeles
4/5	102-95	Lakers in San Antonio

ALL-TIME RESULTS

76-77:	LA 3-1	94-95:	SA 3-1	12-13:	SA 2-1
77-78:	Tied 2-2	95-96:	SA 3-1	13-14:	SA 3-1
78-79:	Tied 2-2	96-97:	Tied 2-2	14-15:	SA 2-1
79-80:	LA 2-0	97-98:	LA 4-0	15-16:	SA 4-0
80-81:	SA 3-2	98-99:	LA 2-1	16-17:	SA 3-1
81-82:	SA 3-2	99-00:	SA 3-1	TOTALS:	SA 86-78
82-83:	SA 4-1	00-01:	Tied 2-2		
83-84:	SA 3-2	01-02:	LA 3-1		
84-85:	LA 3-2	02-03:	SA 4-0		
85-86:	LA 4-1	03-04:	LA 3-1		
86-87:	LA 4-1	04-05:	SA 4-0		
87-88:	LA 5-0	05-06:	SA 3-1		
88-89:	LA 3-1	06-07:	LA 2-1		
89-90:	Tied 2-2	07-08:	Tied 2-2		
90-91:	LA 3-1	08-09:	LA 2-1		
91-92:	SA 3-1	09-10:	Tied 2-2		
92-93:	Tied 2-2	10-11:	Tied 2-2		
93-94:	SA 4-0	11-12:	SA 2-1		

SPURS-LAKERS SERIES NOTES

OVERALL RECORD: 86-78 **HOME:** 51-32 **ROAD:** 35-46 **OT:** 4-4
CURRENT STREAK: Lost 1 **HOME:** L 1 **ROAD:** W 7
SPURS BIGGEST WIN: 40, 134-94 on 1/12/17 in San Antonio
SPURS BIGGEST LOSS: 40, 138-98 on 3/30/89 at Los Angeles
SPURS LAST WIN AT HOME: 134-94 on 1/12/17
SPURS LAST LOSS AT HOME: 102-95 on 4/5/17
SPURS LAST WIN ON THE ROAD: 119-98 on 2/26/17
SPURS LAST LOSS ON THE ROAD: 91-86 on 04/14/13

DID YOU KNOW?

The Spurs and Lakers have the two best overall winning percentages in NBA history ... the Spurs have met the Lakers in the playoffs 11 times, more than any other team in the league ... former Lakers guard Kobe Bryant holds the Spurs opponent playoff records for points, field goals made, field goals attempted and three-point field goals attempted ... Bryant also holds the Spurs opponent record for most field goal attempts in a game with 41 on 2/14/03 ... Spurs assistant coach Ime Udoka spent the 2003-04 season with the Lakers, appearing in four games ... Spurs center Pau Gasol spent seven seasons with the Lakers, winning two NBA Championships and receiving three NBA All-Star nominations ... Gasol averaged 17.7 points 9.9 rebounds, 3.5 assists, 1.4 blocks per game in 429 total appearances ... with a 102-91 win vs. Los Angeles on 4/24/13 Tim Duncan and Gregg Popovich won their 119th playoff game, surpassing Kobe Bryant and Phil Jackson for the most win by a player-coach duo in NBA postseason history ... Lakers' guard Jordan Clarkson was born in San Antonio and attended Wagner High School ... Lakers guard Josh Hart and Spurs guard Darrun Hilliard played together at Villanova from 2013 until 2015.

2016-17 SEASON SERIES (3-1) SAN ANTONIO SPURS VS. LA LAKERS

PLAYER	G-GS	MIN	FG-FGA	PCT	3FG-FGA	PCT	FT-FTA	PCT	OFF	DEF	TOT	AST	PF-DQ	STL	TO	BLK	PTS	AVG	HI
LEONARD	4-4	105	31-54	.574	8-21	.381	20-23	.870	2	17	19	13	1-0	6	6	1	90	22.5	31
GASOL	4-2	92	23-42	.548	3-5	.675	13-15	.867	2	27	29	10	8-0	1	6	5	62	15.5	22
ALDRIDGE	4-4	99	27-50	.540	2-2	1.000	4-4	1.000	10	15	25	4	2-0	4	2	5	60	15.0	23
PARKER	4-4	85	23-36	.639	1-2	.500	4-5	.800	1	7	8	26	3-0	1	2	0	51	12.8	16
FORBES	1-0	24	3-10	.300	2-7	.286	0-0	---	0	1	1	2	1-0	0	3	0	8	8.0	8
MILLS	4-0	72	13-30	.433	4-18	.222	1-2	.500	0	3	3	16	6-0	2	4	0	31	7.8	11
ANDERSON	4-0	70	11-21	.524	3-4	.750	2-2	1.000	3	10	13	2	6-0	2	1	1	27	6.8	11
SIMMONS	4-1	72	11-24	.458	3-7	.429	2-2	1.000	0	4	4	8	4-0	1	6	1	27	6.8	12
BERTANS	4-0	49	9-19	.474	7-17	.412	0-0	---	0	6	6	5	7-0	0	3	1	25	6.3	14
GINOBILI	3-0	51	6-12	.500	4-9	.444	2-2	1.000	0	0	0	7	9-0	3	2	1	18	6.0	10
GREEN	3-3	71	7-16	.438	4-7	.571	0-0	---	0	9	9	11	4-0	5	1	2	18	6.0	10
DEMDON	3-2	66	6-9	.667	0-0	---	5-6	.833	8	19	27	5	5-0	3	2	3	17	5.7	11
LEE	4-0	82	8-12	.667	0-0	---	4-4	1.000	4	14	18	12	7-0	4	8	3	20	5.0	6
MURRAY	3-0	22	3-7	.429	2-2	1.000	2-2	1.000	0	1	1	6	3-0	1	4	1	10	3.3	10
LAPROVITTO	1-0	7	0-0	---	0-0	---	0-0	---	0	0	0	0	0-0	0	0	0	0	0.0	0
SPURS	4	960	181-342	.529	43-101	.426	59-67	.881	30	133	163	127	66-0	33	52	24	464	116.0	134
LAKERS	4	960	156-345	.452	32-81	.395	57-78	.731	45	120	165	86	77-0	28	58	11	401	100.3	107

2016-17 SEASON SERIES (1-3) LOS ANGELES LAKERS VS. SAN ANTONIO

PLAYER	G-GS	MIN	FG-FGA	PCT	3FG-FGA	PCT	FT-FTA	PCT	OFF	DEF	TOT	AST	PF-DQ	STL	TO	BLK	PTS	AVG	HI
CLARKSON	4-1	110	28-59	.475	5-14	.357	9-12	.750	2	10	12	10	7-0	2	10	0	70	17.5	20
WILLIAMS	2-0	45	11-20	.550	3-8	.375	9-10	.900	1	4	5	5	5-0	2	4	0	34	17.0	24
RUSSELL	2-2	56	12-29	.414	3-8	.375	0-0	---	2	4	6	6	4-0	1	4	0	27	13.5	18
RANDLE	4-4	121	20-45	.444	0-4	.000	12-18	.667	4	31	35	19	11-0	1	8	1	52	13.0	22
YOUNG	3-3	65	13-26	.500	7-15	.467	5-6	.833	1	3	4	3	4-0	0	3	1	38	12.7	22
INGRAM	4-2	104	17-35	.486	2-10	.200	7-9	.778	3	8	11	6	8-0	1	5	3	43	10.8	22
NWABA	1-0	29	5-9	.556	0-0	---	0-2	.000	1	4	5	0	0-1	1	1	0	10	10.0	10
ENNIS	2-1	47	10-17	.588	4-6	.667	0-0	---	1	0	1	8	2-0	3	1	0	24	12.0	19
NANCE	3-1	57	8-17	.471	1-1	1.000	4-4	1.000	3	12	15	2	0-0	1	2	2	21	7.0	15
ROBINSON	3-0	46	9-17	.529	0-0	---	2-4	.500	7	11	18	2	5-0	6	4	0	20	6.7	9
WORLD PEACE	0	17	2-5	.400	1-1	1.000	0-0	---	0	1	1	0	1-0	0	2	0	5	5.0	5
ZUBAC	2-0	33	5-10	.500	0-0	---	0-2	.000	2	4	6	1	4-0	3	3	2	10	5.0	8
DENG	3-2	66	5-17	.294	3-8	.375	0-0	---	3	14	17	6	6-0	3	3	0	13	4.3	10
BLACK	4-1	73	6-11	.545	0-0	---	5-7	.714	1	11	12	1	11-0	1	1	1	17	4.3	5
CALDERON	2-1	18	2-6	.333	1-2	.500	0-0	---	1	1	2	3	2-0	0	0	0	5	2.5	5
BREWER	2-0	34	3-9	.333	2-3	.667	2-2	1.000	1	2	3	5	3-0	3	2	0	10	5.0	5
HUERTAS	1-0	15	0-6	.000	0-1	.000	2-2	1.000	0	1	1	3	0-0	0	0	0	2	2.0	2
MOZGOV	2-2	24	0-7	.000	0-0	---	0-0	---	6	2	8	0	4-0	0	3	1	0	0.0	0
LAKERS	4	960	156-345	.452	32-81	.395	57-78	.731	45	120	165	86	77-0	28	58	11	401	100.3	107
SPURS	4	960	181-342	.529	43-101	.426	59-67	.881	30	133	163	127	66-0	33	52	24	464	116.0	134

191 Beale St. • Memphis, TN 38103
(901) 205-1234 • www.grizzlies.com



Controlling Owner Robert J. Pera
Director Joe Abadi
General Manager Chris Wallace
Executive Vice President, Basketball Operations John Hollinger
Head Coach David Fizdale
Associate Head Coach J.B. Bickerstaff
Assistant Coaches Keith Smart, Bob Bender, Nick Van Exel, Adam Mazare
Head Athletic Trainer Jim Scholler
Director of Performance Eric Oetter
Head Strength and Conditioning Coach Chatten Hill
Communications Jason Wallace, Ross Wooden, Maggie Yang, Geoff Langham
Home Court FedEx Forum (18,119, built in 2004)
Radio ESPN (92.9 FM/680 AM): Eric Hasseltine, Hank McDowell,
..... Elliot Perry, Michael Wallace
Television Fox Sports Southeast: Pete Pranic, Sean Tuohy
..... Brevin Knight, Rob Fischer, Chris Vernon



David Fizdale

2017-18 SCHEDULE VS. GRIZZLIES

11/29	Wednesday	7:30 p.m.	in San Antonio
12/1	Friday	7:00 p.m.	at Memphis
1/24	Wednesday	7:00 p.m.	at Memphis
3/5	Monday	7:30 p.m.	in San Antonio

2016-17 RESULTS VS. GRIZZLIES

2/6	89-74 Grizzlies at Memphis
3/18	104-96 Grizzlies at Memphis
3/23	97-90 Spurs in San Antonio
4/4	95-89 (OT) Spurs in San Antonio

ALL-TIME RESULTS

95-96:	SA 4-0	07-08:	SA 3-1
96-97:	VAN 3-1	08-09:	SA 4-0
97-98:	SA 4-0	09-10:	Tied 2-2
98-99:	SA 3-0	10-11:	Tied 2-2
99-00:	SA 4-0	11-12:	SA 4-0
00-01:	SA 4-0	12-13:	Tied 2-2
01-02:	SA 4-0	13-14:	SA 4-0
02-03:	SA 3-1	14-15:	Tied 2-2
03-04:	MEM 3-1	15-16:	SA 4-0
04-05:	MEM 3-1	16-17:	Tied 2-2
05-06:	SA 4-0	TOTALS:	SA 65-22
06-07:	SA 3-1		

SPURS-GRIZZLIES SERIES NOTES

OVERALL RECORD: 65-22 **HOME:** 36-7 **ROAD:** 29-15 **OT:** 6-2
CURRENT STREAK: Won 7 **HOME:** W 5 **ROAD:** L 2
SPURS BIGGEST WIN: 45, 111-62 on 11/8/95 in San Antonio
SPURS BIGGEST LOSS: 16 2X: latest 109-93 on 3/1/11 At Memphis
SPURS LAST WIN AT HOME: 95-89 (OT) on 4/4/17
SPURS LAST LOSS AT HOME: 117-116 (3OT) on 12/17/14
SPURS LAST WIN ON THE ROAD: 101-87 on 3/28/16
SPURS LAST LOSS ON THE ROAD: 104-96 on 3/18/17

DID YOU KNOW?

On 12/30/97 in Vancouver, Chuck Person set a Spurs franchise record with nine threes made in the game ... on 11/8/95 San Antonio defeated the Grizzlies 111-62 ... the 62 points the Grizzlies scored is the Memphis franchise low and the 49-point defeat is the largest in Grizzlies history ... the Grizzlies made their first ever playoff appearance against San Antonio in 2004 ... the Spurs took the series 4-0 ... seven years later, Memphis would earn its first playoff win and first playoff series victory when the Grizzlies defeated the Spurs, 4-2 in the first round of the 2011 playoffs ... Grizzlies forward JaMychal Green played in four games with the Spurs during the 2014-15 season, averaging 2.0 points and 1.5 rebounds ... Memphis forward/center Deontay Davis played at Michigan State with Spurs guard Bryn Forbes and Spurs forward Matt Costello during the 2015-16 season ... Grizzlies forward/center Brandon Wright played at North Carolina with San Antonio guard/forward Danny Green for the 2006-07 season ... Spurs forward Rudy Gay spent seven seasons in Memphis (2006-12) where he averaged 17.9 points, 5.8 rebounds and 2.0 assists in 479 games.

2016-17 SEASON SERIES (2-2) SAN ANTONIO SPURS VS. MEMPHIS

PLAYER	G-GS	MIN	FG-EGA	PCT	3FG-EGA	PCT	FT-FTA	PCT	OFF DEF TOT	AST	PF-DQ	STL	TO	BLK	PTS	AVG	HL
LEONARD	3-3	114	23-54	.426	8-19	.421	19-24	.792	4 22 26	11	9-0	3	7	2	73	24.3	32
ALDRIDGE	4-4	144	29-65	.446	2-5	.400	12-16	.750	7 25 32	6	12-0	1	6	9	72	18.0	23
GASOL	3-0	82	12-21	.571	3-5	.600	2-2	1.000	7 17 24	2	6-0	1	4	3	29	9.7	12
PARKER	4-4	114	14-35	.400	2-6	.333	5-8	.625	0 6 6	18	5-0	3	6	0	35	8.8	13
MILLS	4-0	85	10-27	.370	7-18	.389	4-4	1.000	1 6 7	11	3-0	4	5	1	31	7.8	15
GREEN	3-3	80	6-17	.353	2-10	.200	6-7	.857	3 10 13	5	4-0	1	5	2	20	6.7	12
SIMMONS	4-2	82	10-24	.417	2-7	.286	4-6	.667	2 5 7	10	10-0	4	4	0	26	6.5	14
GINOBILI	4-0	58	8-23	.348	4-13	.308	3-3	1.000	0 3 3	7	7-0	3	5	1	23	5.8	12
ANDERSON	3-0	40	7-16	.438	0-2	.000	1-4	.250	3 6 9	0	2-0	1	3	0	15	5.0	9
LEE	4-0	67	9-13	.692	0-0	---	2-5	.400	5 9 14	2	9-0	2	3	1	20	5.0	14
DEDMON	4-4	74	5-7	.714	0-0	---	2-2	1.000	2 20 22	1	12-0	0	0	1	12	3.0	4
BERTANS	2-0	23	1-7	.143	1-5	.200	0-0	---	0 3 3	1	5-0	1	1	2	3	1.5	3
FORBES	2-0	14	1-4	.250	1-3	.333	0-0	---	0 0 0	3	0-0	0	0	0	3	1.5	3
ANTHONY	1-0	3	0-0	---	0-0	---	0-0	---	0 0 0	0	0-0	0	0	0	0	0.0	0
MURRAY	1-0	3	0-1	.000	0-1	.000	0-0	---	0 0 0	0	0-0	0	3	0	0	0.0	0
SPURS	4	985	135-314	.430	32-94	.340	60-81	.741	34 133 167	77	84-0	24	53	22	362	90.5	97
GRIZZLIES	4	985	133-324	.410	35-103	.340	71-89	.798	44 133 177	82	73-0	28	52	20	372	93.0	104

2016-17 SEASON SERIES (2-2) MEMPHIS GRIZZLIES VS. SAN ANTONIO

PLAYER	G-GS	MIN	FG-EGA	PCT	3FG-EGA	PCT	FT-FTA	PCT	OFF DEF TOT	AST	PF-DQ	STL	TO	BLK	PTS	AVG	HL
CONLEY	4-4	140	23-57	.404	7-21	.333	19-20	.950	0 13 13	27	5-0	6	13	2	72	18.0	22
RANDOLPH	4-0	113	22-53	.415	1-5	.200	14-20	.700	10 26 36	6	7-0	2	3	0	59	14.8	18
GASOL	4-4	142	21-52	.404	3-10	.300	10-11	.909	7 22 29	18	8-0	1	13	2	55	13.8	16
CARTER	4-3	106	12-32	.375	8-23	.348	2-3	.667	2 12 14	8	9-0	3	6	4	34	8.5	10
ALLEN	3-3	81	11-25	.440	1-5	.200	2-4	.500	5 12 17	3	7-0	4	0	0	25	8.3	9
GREEN	4-4	84	11-19	.579	3-6	.500	5-5	1.000	7 12 19	3	11-0	2	3	0	30	7.5	13
DANIELS	4-0	71	10-24	.417	7-18	.389	0-1	.000	2 4 6	2	5-0	0	4	0	27	6.8	11
SELDEN	2-0	25	3-8	.375	1-4	.250	5-8	.625	0 0 0	1	0-0	2	2	1	12	6.0	10
ENNIS	4-1	78	7-13	.538	1-3	.333	6-6	1.000	4 12 16	4	8-0	3	2	0	21	5.3	8
HARRISON	3-0	30	3-9	.333	1-3	.333	6-7	.857	0 4 4	5	2-0	1	2	0	13	4.3	8
WRIGHT	4-0	54	8-12	.667	0-0	---	1-2	.500	5 5 10	0	5-0	1	0	0	17	4.3	9
DOUGLAS	1-0	17	1-4	.250	1-3	.333	0-0	---	0 1 1	1	2-0	2	0	0	3	3.0	3
PARSONS	1-1	23	1-10	.100	1-2	.500	0-0	---	0 5 5	0	0-0	1	1	0	3	3.0	3
BALDWIN	1-0	20	0-6	.000	0-0	---	1-2	.500	2 5 7	4	4-0	0	2	0	1	1.0	1
DAVIS	1-0	1	0-0	---	0-0	---	0-0	---	0 0 0	0	0-0	0	0	0	0	0.0	0
GRIZZLIES	4	985	133-324	.410	35-103	.340	71-89	.798	44 133 177	82	73-0	28	52	20	372	93.0	104
SPURS	4	985	135-314	.430	32-94	.340	60-81	.741	34 133 167	77	84-0	24	53	22	362	90.5	97



Erik Spoelstra

601 Biscayne Blvd. • Miami, FL 33132
(786) 777-4328 • www.heat.com

Managing General Partner Micky Arison
Chief Executive Officer Nick Arison
President Pat Riley
Senior Vice President, Basketball Operations/General Manager Andy Elisburg
Assistant General Manager/General Manager Sioux Falls Skyforce Adam Simon
Head Coach Erik Spoelstra
Assistant Coaches Dan Craig, Juwan Howard
Assistant Coach/Director of Player Development Chris Quinn
Assistant Coach/Player Development Octavio de la Grana
Head Athletic Trainer Jay Sabol
Director of Strength & Conditioning Eric Foran
Vice President, Sports Media Relations Tim Donovan
Home Court American Airlines Arena (19,600, built in 2000)
Radio The Ticket (790 AM/104.3 FM): Mike Inglis, John Crotty, Ron Rothstein
Spanish Radio WAQI (710 AM): José Pañeda, Joe Pujala
Television FOX Sports Sun: Eric Reid, Tony Fiorentino, Jason Jackson



2017-18 SCHEDULE VS. HEAT

10/25 Wednesday 7:00 p.m. at Miami
12/6 Wednesday 7:30 p.m. in San Antonio

2016-17 RESULTS VS. HEAT

10/30 106-99 Spurs at Miami
11/14 94-90 Spurs in San Antonio

ALL-TIME RESULTS

88-89:	SA 4-2	03-04:	SA 2-0
89-90:	SA 2-0	04-05:	Tied 1-1
90-91:	SA 2-0	05-06:	SA 2-0
91-92:	Tied 1-1	06-07:	Tied 1-1
92-93:	Tied 1-1	07-08:	SA 2-0
93-94:	SA 2-0	08-09:	Tied 1-1
94-95:	SA 2-0	09-10:	SA 2-0
95-96:	Tied 1-1	10-11:	Tied 1-1
96-97:	MIA 2-0	11-12:	MIA 1-0
97-98:	SA 2-0	12-13:	MIA 2-0
98-99:	DNP	13-14:	Tied 1-1
99-00:	Tied 1-1	14-15:	SA 2-0
00-01:	Tied 1-1	15-16:	SA 2-0
01-02:	Tied 1-1	16-17:	SA 2-0
02-03:	SA 2-0	TOTALS:	SA 41-18

SPURS-HEAT SERIES NOTES

OVERALL RECORD: 41-18 **HOME:** 26-3 **ROAD:** 15-15 **OT:** 1-0
CURRENT STREAK: Won 7 **HOME:** W 4 **ROAD:** W 3
SPURS BIGGEST WIN: 30 2X: latest 125-95 on 3/4/11 in San Antonio
SPURS BIGGEST LOSS: 30, 110-80 on 3/14/11 at Miami
SPURS LAST WIN AT HOME: 94-90 on 11/14/16
SPURS LAST LOSS AT HOME: 88-86 on 03/31/13
SPURS LAST WIN ON THE ROAD: 106-99 on 10/30/16
SPURS LAST LOSS ON THE ROAD: 113-101 on 1/26/14

DID YOU KNOW?

The Spurs and Heat met in the 2014 NBA Finals, where the Silver and Black won the series 4-1 and captured their fifth title in 15 years ... the Heat and Spurs also met in the 2013 NBA Finals ... the Heat's 90-79 win at San Antonio 12/23/96 was big for several reasons ... in the second quarter of the game, David Robinson suffered a broken bone in his left foot and missed the remainder of the 1996-97 season ... in addition, it was the first time in Heat history that Miami had won a game in San Antonio ... in the 2010-11 season, the Spurs tied their largest margin of victory (30) over the Heat in a 125-95 win, while the Heat set the mark for their largest win over the Spurs (30) by a score of 110-80 in Miami ... on 6/12/14, Tim Duncan recorded his 158th career postseason double-double in Game 4 of the NBA Finals at Miami, surpassing Magic Johnson for the most double-doubles in NBA postseason history ... San Antonio guard Tony Parker played in his 1,000th career game at Miami on 3/31/15, setting the all-time NBA record for most wins in a player's first 1,000 games (718) ... Heat guard Goran Dragic was originally drafted by the Spurs in the second round (45th overall) in the 2008 NBA Draft ... Heat guard Wayne Ellington and Spurs guard/forward Danny Green played together at North Carolina from 2006 to 2009 ... Spurs guard/forward Kyle Anderson and Heat guard Larry Drew II were teammates at UCLA during the 2012-13 season.

2016-17 SEASON SERIES (2-0) SAN ANTONIO SPURS VS. MIAMI

PLAYER	G-GS	MIN	FG-FGA	PCT	3FG-FGA	PCT	FT-FTA	PCT	OFF	DEF	TOT	AST	PF-DQ	STL	TO	BLK	PTS	AVG	HI
LEONARD	2-2	64	15-35	.429	4-8	.500	17-21	.810	1	13	14	10	5-0	1	8	1	51	25.5	27
ALDRIDGE	1-1	36	8-14	.571	0-0	---	2-2	1.000	1	2	3	2	1-0	1	2	0	18	18.0	18
GASOL	2-2	63	15-33	.455	1-3	.333	1-4	.250	5	14	19	5	4-0	1	1	3	32	16.0	20
MILLS	2-0	49	8-13	.615	6-8	.750	6-6	1.000	1	2	3	3	3-0	0	0	0	28	14.0	18
PARKER	2-2	48	5-14	.357	1-2	.500	3-4	.750	1	4	5	10	4-0	1	5	1	14	7.0	11
LEE	2-1	42	5-11	.455	0-0	---	3-4	.750	6	12	18	2	4-0	1	0	1	13	6.5	8
SIMMONS	2-0	47	3-13	.231	0-3	.000	5-6	.833	2	4	6	5	2-0	1	1	1	11	5.5	6
GIMBILI	2-0	44	4-13	.308	2-3	.667	0-0	---	2	7	9	4	4-0	2	0	0	10	5.0	6
DEDMON	2-0	27	2-8	.250	0-0	---	5-6	.833	7	7	14	1	7-0	0	2	2	9	4.5	9
BERTANS	2-0	17	2-4	.500	2-4	.500	0-0	---	1	0	1	0	2-0	0	0	1	6	3.0	6
GREEN	1-1	15	1-2	.500	1-1	1.000	0-0	---	0	1	1	0	2-0	0	1	1	3	3.0	3
ANDERSON	2-1	26	2-4	.500	1-1	1.000	0-0	---	1	2	3	2	2-0	0	2	1	5	2.5	5
LAPROVITOLA	1-0	1	0-0	---	0-0	---	0-0	---	0	0	0	0	1-0	0	0	0	0	0.0	0
MURRAY	1-0	0	0-0	---	0-0	---	0-0	---	0	0	0	0	0-0	0	0	0	0	0.0	0
SPURS	2	480	70-164	.427	18-33	.545	42-53	.792	28	68	96	44	41-0	8	32	12	200	100.0	106
HEAT	2	480	74-164	.451	11-35	.314	30-47	.638	16	61	77	41	47-0	21	25	14	189	94.5	99

2016-17 SEASON SERIES (0-2) MIAMI HEAT VS. SAN ANTONIO

PLAYER	G-GS	MIN	FG-FGA	PCT	3FG-FGA	PCT	FT-FTA	PCT	OFF	DEF	TOT	AST	PF-DQ	STL	TO	BLK	PTS	AVG	HI
DRAGIC	1-1	34	9-17	.529	3-7	.429	4-6	.667	0	3	3	5	3-0	1	2	0	25	25.0	25
WHITESIDE	2-2	69	19-26	.731	0-0	---	12-19	.632	6	25	31	2	5-0	4	5	6	50	25.0	27
WAITERS	2-2	69	15-35	.429	5-9	.556	1-2	.500	0	4	4	6	8-0	4	10	4	36	18.0	27
WINSLOW	2-2	75	10-26	.385	0-4	.000	5-7	.714	4	4	8	7	7-0	2	2	1	25	12.5	18
T. JOHNSON	2-0	63	9-20	.450	0-1	.000	5-9	.556	0	8	8	9	4-0	1	1	0	23	11.5	12
RICHARDSON	1-1	28	4-9	.444	0-2	.000	0-0	---	1	0	1	4	4-0	1	3	0	8	8.0	8
WILLIAMS	1-1	16	2-6	.333	0-2	.000	1-2	.500	0	1	1	0	1-0	1	1	0	5	5.0	5
J. JOHNSON	2-0	32	2-6	.333	1-2	.500	2-2	1.000	2	5	7	1	6-0	2	1	2	7	3.5	7
BABBITT	2-1	33	2-6	.333	2-5	.400	0-0	---	4	3	0	0	3-0	0	0	0	6	3.0	6
REED	1-0	13	1-3	.333	0-0	---	0-0	---	3	1	4	0	2-0	1	0	0	2	2.0	2
MCGRUDER	2-0	34	1-4	.250	0-2	.000	0-0	---	0	2	2	0	2-0	2	0	1	2	1.0	2
MICROBERTS	1-0	14	0-6	.000	0-1	.000	0-0	---	0	3	3	3	2-0	2	0	0	0	0.0	0
HEAT	2	480	74-164	.451	11-35	.314	30-47	.638	16	61	77	41	47-0	21	25	14	189	94.5	99
SPURS	2	480	70-164	.427	18-33	.545	42-53	.792	28	68	96	44	41-0	8	32	12	200	100.0	106

1001 North Fourth Street • Milwaukee, WI 53203
(414) 227-0500 • www.bucks.com



Owners Wes Edens and Marc Lasry & Jamie Dinan
General Manager John Hammond
Assistant General Manager Justin Zanik
Head Coach Jason Kidd
Assistant Coaches Joe Prunty, Eric Hughes, Greg Foster,
Sean Sweeney, Stacey Augmon
Head Athletic Trainer Scott Faust
Head Strength & Rehab Specialist Suki Hobson
Vice President of Public Relations Dan Smyczek
Home Court BMO Harris Bradley Center (18,717, built in 1988)
Radio WTMJ (620 AM): Ted Davis, Dennis Krause
Television FOX Sports Wisconsin: Jim Paschke, Gus Johnson,
Marques Johnson, Jon McGlocklin



Jason Kidd

2017-18 SCHEDULE VS. BUCKS

11/10 Friday 8:00 p.m. in San Antonio
3/25 Sunday 2:30 p.m. at Milwaukee

2016-17 RESULTS VS. BUCKS

12/5 97-96 Spurs at Milwaukee
1/10 109-107 Bucks in San Antonio

ALL-TIME RESULTS

76-77:	MIL 3-1	96-97:	Tied 1-1
77-78:	Tied 2-2	97-98:	SA 2-0
78-79:	SA 3-1	98-99:	DNP
79-80:	SA 2-0	00-01:	MIL 2-0
80-81:	Tied 1-1	01-02:	MIL 2-0
81-82:	Tied 1-1	02-03:	SA 2-0
82-83:	MIL 2-0	03-04:	Tied 1-1
83-84:	Tied 1-1	04-05:	SA 2-0
84-85:	MIL 2-0	05-06:	Tied 1-1
85-86:	MIL 2-0	06-07:	MIL 2-0
86-87:	Tied 1-1	07-08:	SA 2-0
87-88:	Tied 1-1	08-09:	MIL 2-0
88-89:	Tied 1-1	09-10:	SA 2-0
89-90:	Tied 1-1	10-11:	SA 2-0
90-91:	MIL 2-0	11-12:	MIL 1-0
91-92:	Tied 1-1	12-13:	SA 2-0
92-93:	SA 2-0	13-14:	SA 2-0
93-94:	SA 2-0	14-15:	SA 2-0
94-95:	SA 2-0	15-16:	SA 2-0
95-96:	Tied 1-1	16-17:	Tied 1-1
		TOTALS:	SA 48-37

SPURS-BUCKS SERIES NOTES

OVERALL RECORD: 48-37 **HOME:** 29-13 **ROAD:** 19-24 **OT:** 2-2
CURRENT STREAK: Lost 1 **HOME:** L 1 **ROAD:** W 5
SPURS BIGGEST WIN: 42, 153-111 on 10/14/78 in San Antonio
SPURS BIGGEST LOSS: 29, 126-97 on 11/5/85 at Milwaukee
SPURS LAST WIN AT HOME: 95-70 on 12/15/15
SPURS LAST LOSS AT HOME: 109-107 on 1/10/17
SPURS LAST WIN ON THE ROAD: 97-96 on 12/5/16
SPURS LAST LOSS ON THE ROAD: 106-103 on 1/10/12

DID YOU KNOW?

Bucks assistant coach Joe Prunty got his start in the NBA as a video coordinator with the Spurs ... he spent nine seasons with the Silver and Black ascending to the role of assistant coach ... one of the craziest games in Spurs history took place on 3/6/82 vs. the Bucks in the HemisFair Arena ... the Spurs beat the Bucks 171-166 in triple overtime ... the Spurs' 171 points that night is a club record and their combined point total of 337 is the second highest total ever recorded in NBA history ... Bucks guard Matthew Dellavedova and Spurs guard Patty Mills are both from Australia, both attended St. Mary's (CA), and played together for the Australian national basketball team as well as competed for Australia in both the 2012 and 2016 Olympics games.

2016-17 SEASON SERIES (1-1) SAN ANTONIO SPURS VS. MILWAUKEE

PLAYER	G-GS	MIN	FG-FGA	PCT	3FG-FGA	PCT	FT-FTA	PCT	OFF DEF TOT	AST	PF-DO	STL	TO	BLK	PTS	AVG	HI
LEONARD	2-2	67	19-38	.500	3-8	.375	10-12	.833	4 12 16	2	2-0	3	3	5	51	25.5	30
ALDRIDGE	1-1	36	7-14	.500	1-1	1.000	3-4	.750	3 6 9	5	3-0	1	0	1	18	18.0	18
GASOL	2-2	55	9-18	.500	2-3	.667	1-1	1.000	5 15 20	5	1-0	0	4	1	21	10.5	15
GREEN	2-2	45	7-18	.389	6-14	.429	0-0	---	0 4 4	1	3-0	0	3	1	20	10.0	14
PARKER	2-2	51	10-23	.435	0-2	.000	0-0	---	1 3 4	12	4-0	1	4	0	20	10.0	14
SIMMONS	2-0	47	8-13	.615	2-4	.500	2-2	1.000	0 4 4	2	5-0	1	1	0	20	10.0	14
DEDEMON	2-0	34	7-11	.636	0-0	---	1-3	.333	8 5 13	0	2-0	1	1	2	15	7.5	10
BERTANS	2-0	27	4-10	.400	3-9	.333	1-2	.500	0 1 1	3	6-0	0	3	1	12	6.0	11
LEE	2-1	35	6-7	.857	0-0	---	0-0	---	4 5 9	1	1-0	0	2	1	12	6.0	10
GINOBI	2-0	35	3-13	.231	2-8	.250	1-2	.500	0 3 3	2	2-0	4	3	0	9	4.5	6
LAPROVITOLA	0	9	1-3	.333	1-2	.500	0-0	---	0 0 0	5	2-0	0	1	0	3	3.0	3
ANDERSON	1-0	4	1-2	.500	0-1	.000	0-0	---	0 1 1	0	1-0	0	0	0	2	2.0	2
MILLS	2-0	36	0-11	.000	0-6	.000	1-2	.500	0 3 3	10	0-0	0	3	0	1	0.5	1
SPURS	2	480	82-181	.453	20-58	.345	20-28	.714	25 62 87	48	32-0	11	30	12	204	102.0	107
BUCKS	2	480	74-157	.471	16-43	.372	41-47	.872	18 63 81	48	34-0	12	26	13	205	102.5	109

2016-17 SEASON SERIES (1-1) MILWAUKEE BUCKS VS. SAN ANTONIO

PLAYER	G-GS	MIN	FG-FGA	PCT	3FG-FGA	PCT	FT-FTA	PCT	OFF DEF TOT	AST	PF-DO	STL	TO	BLK	PTS	AVG	HI
PARKER	2-2	68	15-30	.500	3-6	.500	12-12	1.000	4 11 15	6	5-0	2	2	1	45	22.5	23
BEASLEY	2-0	48	14-21	.667	1-1	1.000	7-8	.875	1 5 6	4	3-0	2	6	4	36	18.0	28
MONROE	2-0	49	12-22	.545	0-0	---	0-1	.000	6 16 22	6	6-0	0	5	0	24	12.0	14
JONES	3-0	56	13-26	.500	1-5	.200	7-11	.636	3 10 13	2	4-0	1	2	3	24	11.3	21
ANTETOKOUNMPO	2-2	38	6-15	.400	1-2	.500	9-10	.900	2 11 13	4	6-0	2	3	2	22	11.0	22
HAWES	1-0	20	4-10	.400	0-1	.000	3-4	.750	1 2 3	3	1-0	1	0	1	11	11.0	11
BROGDON	2-1	42	6-17	.353	3-7	.429	4-5	.800	2 4 6	11	4-0	0	1	1	19	9.5	17
HENSON	2-2	43	4-9	.444	0-0	---	6-8	.750	2 9 11	4	3-0	1	4	3	14	7.0	8
DELLAVEDOVA	2-1	54	5-13	.385	1-4	.250	1-1	1.000	1 1 2	7	2-0	2	3	0	12	6.0	8
SNELL	2-2	66	4-12	.333	2-10	.200	2-2	1.000	0 3 3	3	1-0	1	0	0	12	6.0	8
TELETOVIC	2-0	25	4-11	.364	3-8	.375	0-0	---	0 2 2	1	2-0	0	2	1	11	5.5	11
MAKER	1-0	13	2-2	1.000	1-1	1.000	0-0	---	0 0 0	1	2-0	0	0	0	5	5.0	5
PLUMLEE	1-0	3	1-1	1.000	0-0	---	0-0	---	0 0 0	0	0-0	0	0	0	2	2.0	2
TERRY	2-0	30	1-4	.250	1-4	.250	0-0	---	0 1 1	1	0-0	2	0	1	3	1.5	3
BUCKS	2	480	74-157	.471	16-43	.372	41-47	.872	18 63 81	48	34-0	12	26	13	205	102.5	109
SPURS	2	480	82-181	.453	20-58	.345	20-28	.714	25 62 87	48	32-0	11	30	12	204	102.0	107

MINNESOTA TIMBERWOLVES



Tom Thibodeau

600 Hennepin Ave. Suite 300 • Minneapolis, MN 55403
(612) 673-1600 • www.timberwolves.com

Owner Glen Taylor
Chief Executive Officer Ethan Casson
President of Basketball Operations/Head Coach Tom Thibodeau
General Manager Scott Layden
Assistant General Manager Noah Croom
Assistant Coaches Rick Brunson, Andy Greer, Ed Pinckney, Ryan Saunders
Vice President of Player Health/Head Athletic Trainer Gregg Farnham
Head Strength and Conditioning Coach/Assistant Athletic Trainer Dave Crewe
Communications Brad Ruitter, Aaron Seehusen, Dan Bell, Alex King
Home Court Target Center (19,356, built in 1990)
Radio WCCO (830 AM); Alan Horton
Television Fox Sports North: Dave Benz, Jim Petersen



2017-18 SCHEDULE VS. TIMBERWOLVES

10/18	Wednesday	8:30 p.m.	in San Antonio
11/15	Wednesday	7:00 p.m.	at Minnesota
3/17	Saturday	7:30 p.m.	in San Antonio

2016-17 RESULTS VS. TIMBERWOLVES

12/6	105-91	Spurs at Minnesota
1/17	122-114	Spurs in San Antonio
3/4	97-90 (OT)	Spurs in San Antonio
3/21	100-93	Spurs at Minnesota

ALL-TIME RESULTS

89-90:	SA 4-1	04-05:	SA 2-1
90-91:	SA 4-0	05-06:	SA 4-0
91-92:	SA 6-0	06-07:	SA 2-1
92-93:	SA 4-1	07-08:	SA 4-0
93-94:	SA 4-1	08-09:	SA 4-0
94-95:	SA 5-0	09-10:	SA 3-0
95-96:	SA 3-1	10-11:	SA 4-0
96-97:	MIN 4-0	11-12:	MIN 2-1
97-98:	SA 3-1	12-13:	Tied 2-2
98-99:	Tied 2-2	13-14:	SA 2-1
99-00:	MIN 3-1	14-15:	SA 4-0
00-01:	SA 3-1	15-16:	SA 3-0
01-02:	Tied 2-2	16-17:	SA 4-0
02-03:	Tied 2-2	TOTALS:	SA 84-28
03-04:	Tied 2-2		

SPURS-WOLVES SERIES NOTES

OVERALL RECORD: 84-28 **HOME:** 46-9 **ROAD:** 37-19 **OT:** 3-3
CURRENT STREAK: Won 11 **HOME:** W 6 **ROAD:** W 6
SPURS BIGGEST WIN: 36, 122-84 on 12/30/95 in San Antonio
SPURS BIGGEST LOSS: 24, 107-83 on 3/12/13 in Minnesota
SPURS LAST WIN AT HOME: 97-90 (OT) on 3/4/17
SPURS LAST LOSS AT HOME: 108-95 on 4/17/13
SPURS LAST WIN ON THE ROAD: 100-93 on 3/21/17
SPURS LAST LOSS ON THE ROAD: 110-91 on 4/8/14

DID YOU KNOW?

Tony Parker holds the record for most points in Target Center history when he dropped 55 points on the Timberwolves on 11/5/08 in a double-overtime win ... David Robinson is second on the list with a 50-point game he laid on Minnesota on 2/24/94 ... Robinson is third on Minnesota's all-time opponent scoring list with 1,233 points ... he is also the Timberwolves first opponent to record a triple-double - with 24 points, 12 rebounds and 12 blocks - on 2/23/90 ... on 2/6/99 the Spurs set a Minnesota opponents record for most rebounds in a non-overtime game with 64 ... a stingy Spurs defense led to two Minnesota playoff-lows for points: San Antonio held the Timberwolves to 69 points on 4/23/01 and to 28 points in the first half on 5/13/99 ... Anderson and Timberwolves forward Shabazz Muhammad were teammates at UCLA in 2012-13 ... Spurs forward/center Pau Gasol played for the Chicago Bulls with Timberwolves guard/forward Jimmy Butler from 2014 until 2016.

2016-17 SEASON SERIES (4-0) SAN ANTONIO SPURS VS. MINNESOTA

PLAYER	G-GS	MIN	FG-FGA	PCT	3FG-FGA	PCT	FT-FTA	PCT	OFF	DEF	TOT	AST	PF-DO	STL	TO	BLK	PTS	AVG	HI
LEONARD	4-4	149	41-70	.586	5-16	.313	34-39	.872	8	19	21	18	8-0	12	6	2	121	30.3	34
ALDRIDGE	4-4	148	35-76	.461	0-2	.000	9-11	.818	8	12	20	8	11-0	6	8	6	79	19.8	29
GASOL	4-2	97	16-29	.552	5-10	.500	5-9	.556	5	22	27	7	10-0	0	6	2	42	10.5	17
GINOBILI	2-0	39	7-12	.583	3-7	.429	3-3	1.000	2	3	5	4	5-0	4	2	0	20	10.0	11
LAPROVITTA	1-1	21	4-5	.800	2-3	.667	0-0	---	0	0	0	2	4-0	0	3	0	10	10.0	10
MILLS	4-0	99	14-37	.378	8-22	.364	1-1	1.000	2	5	7	12	8-0	4	7	1	37	9.3	15
GREEN	4-4	118	9-27	.333	5-18	.278	3-4	.750	4	10	14	7	7-0	5	2	2	26	6.5	10
PARKER	3-3	73	7-24	.292	1-4	.250	4-9	.444	0	2	2	12	9-0	3	5	0	19	6.3	14
SIMMONS	4-0	62	8-18	.444	3-4	.750	5-6	.833	1	7	8	1	7-0	2	0	3	24	6.0	8
DEMDON	4-2	82	7-10	.700	0-0	---	4-8	.500	6	18	24	1	7-0	2	3	1	18	4.5	6
LEE	3-0	41	5-11	.455	0-0	---	3-4	.750	3	9	12	6	2-0	1	2	1	13	4.3	5
ANDERSON	4-0	37	3-7	.429	1-3	.333	6-6	1.000	1	8	9	6	4-0	0	0	1	13	3.3	11
MURRAY	1-0	4	1-1	1.000	0-0	---	0-0	---	0	1	1	1	1-0	0	0	0	2	2.0	2
ANTHONY	1-0	0	0-0	---	0-0	---	0-0	---	0	0	0	0	0-0	0	0	0	0	0.0	0
BERTANS	3-0	11	0-1	.000	0-0	---	0-0	---	1	0	1	1	0-0	0	1	0	0	0.0	0
FORBES	2-0	2	0-1	.000	0-1	.000	0-0	---	0	0	0	0	2-0	0	0	0	0	0.0	0
SPURS	4	985	157-329	.477	33-90	.367	77-100	.770	35	116	151	86	85-0	39	47	19	424	106.0	122

2016-17 SEASON SERIES (0-4) MINNESOTA TIMBERWOLVES VS. SAN ANTONIO

PLAYER	G-GS	MIN	FG-FGA	PCT	3FG-FGA	PCT	FT-FTA	PCT	OFF	DEF	TOT	AST	PF	DO	STL	TO	BLK	PTS	AVG	HI
TOWNS	4-4	165	30-67	.448	4-9	.444	23-26	.885	19	40	59	6	14-0	3	11	5	87	21.8	27	
LAVINE	2-2	73	17-30	.567	6-13	.462	3-4	.750	0	6	6	3	4-0	0	4	0	43	21.5	25	
WIGGINS	4-4	157	19-59	.322	0-7	.000	22-29	.759	2	16	18	11	15-0	2	12	0	60	15.0	22	
DIENG	4-4	132	22-38	.579	1-2	.500	10-15	.667	11	18	29	9	13-1	3	9	5	55	13.8	17	
RUBIO	4-4	144	13-40	.325	2-8	.250	17-20	.850	3	23	26	39	10-0	8	12	1	45	11.3	21	
MUHAMMAD	4-0	82	15-31	.484	4-8	.500	5-5	1.000	7	6	13	0	5-0	1	4	0	39	9.8	18	
BIJELICA	3-0	57	8-20	.400	3-9	.333	4-5	.800	1	6	7	7	7-0	2	4	1	23	7.7	12	
CASSPI	1-0	22	2-2	1.000	1-1	1.000	0-0	---	0	1	1	0	1-0	0	5	0	5	5.0	5	
DUNN	4-0	60	8-13	.615	2-3	.667	2-2	1.000	1	3	4	4	12-0	2	5	0	20	5.0	15	
RUSH	2-2	50	3-7	.429	1-3	.333	0-0	---	0	7	7	2	3-0	0	1	1	7	3.5	7	
JONES	2-0	26	1-5	.200	0-1	.000	0-0	---	0	3	3	7	1-0	3	2	0	2	1.0	2	
ALDRICH	3-0	19	1-4	.250	0-0	---	0-0	---	1	0	1	1	1-0	1	1	0	2	0.7	2	
TIMBERWOLVES	4	985	139-316	.440	24-64	.375	86-106	.811	45	129	174	89	86-1	25	74	13	388	97.0	114	
SPURS	4	985	157-329	.477	33-90	.367	77-100	.770	35	116	151	86	85-0	39	47	19	424	106.0	122	

5800 Airline Drive • Metairie, LA 70003
(504) 593-4700 • www.pelicans.com

Owner Tom Benson
Executive Officer Gayle Benson
President Dennis Lauscha
Executive Vice President Mickey Loomis
General Manager Dell Demps
Head Coach Alvin Gentry
Associate Head Coach Darren Erman
Assistant Coaches Chris Finch, Fred Vinson,
Kevin Hanson, Jamelle McMillan, Elvis Valcarcel
Head Strength & Conditioning Coach Jason Summerlin
Head Athletic Trainer Duane Brooks
Communications Greg Bensel, Matt Ryan, Will McClaran, Chris Trahan
Home Court Smoothie King Center (16,867, built in 1999)
Radio WRNO (99.5 FM): Sean Kelley, John DeShazer
Television Fox Sports New Orleans: Joel Meyers, David Wesley, Jen Hale



Alvin Gentry

2017-18 SCHEDULE VS. PELICANS

11/22	Wednesday	7:00 p.m.	at New Orleans
2/28	Wednesday	7:30 p.m.	in San Antonio
3/15	Thursday	7:30 p.m.	in San Antonio
4/11	Wednesday	7:00 p.m.	at New Orleans

2016-17 RESULTS VS. PELICANS

10/29	98-79	Spurs in San Antonio
12/18	113-100	Spurs in San Antonio
1/27	119-103	Pelicans in New Orleans
3/3	101-98 (OT)	Spurs in New Orleans

ALL-TIME RESULTS

02-03:	SA 2-0	10-11:	Tied 2-2
03-04:	Tied 1-1	11-12:	SA 4-0
04-05:	SA 4-0	12-13:	SA 3-1
05-06:	SA 3-1	13-14:	SA 4-0
06-07:	SA 4-0	14-15:	NO 3-1
07-08:	Tied 2-2	15-16:	SA 3-1
08-09:	Tied 2-2	16-17:	SA 3-1
09-10:	SA 4-0	TOTALS:	SA 42-14

SPURS-PELICANS SERIES NOTES

OVERALL RECORD: 42-14 **HOME:** 24-4 **ROAD:** 18-10 **OT:** 4-0
CURRENT STREAK: Won 1 **HOME:** W 5 **ROAD:** W 1
SPURS BIGGEST WIN: 35, 112-77 on 12/23/06 at Oklahoma City
SPURS BIGGEST LOSS: 25, 100-75 on 3/12/08 at New Orleans
SPURS LAST WIN AT HOME: 113-100 on 12/18/16
SPURS LAST LOSS AT HOME: 100-99 on 11/8/14
SPURS LAST WIN ON THE ROAD: 101-98 (OT) on 3/3/17
SPURS LAST LOSS ON THE ROAD: 119-103 on 1/27/17

DID YOU KNOW?

Pelicans General Manager Dell Demps spent five seasons in the Spurs front office serving as director of pro player personnel and general manager of the Austin Spurs ... Demps also played for the Spurs during the 1995-96 season ... New Orleans head coach Alvin Gentry was an assistant coach with the Spurs from 1988-90 ... with a 100-92 victory over New Orleans on 3/30/16, the Spurs set the NBA record for most home wins to start a season (38) and also set the NBA record with the Golden State Warriors for most games into a season without consecutive losses (75) ... Spurs vice president of basketball operations Monty Williams spent five seasons with the New Orleans Hornets/Pelicans as the team's head coach (2010-15) ... he led the team to the playoffs in 2010-11 and 2014-15 ... New Orleans forward DeMarcus Cousins and Spurs forward Rudy Gay played together for the Sacramento Kings from 2013 until 2017.

2016-17 SEASON SERIES (3-1) SAN ANTONIO SPURS VS. NEW ORLEANS

PLAYER	G-GS	MIN	FG-FGA	PCT	3FG-FGA	PCT	FT-FTA	PCT	OFF DEF TOT	AST	PF-FDQ	STL	TOT	BLK	PTS	AVG	HI
LEONARD	4-4	123	28-64	.438	6-18	.333	25-27	.926	2 17 19	15	5-0	7	5	1	87	21.8	31
ADLDRIDGE	4-4	123	26-67	.388	1-5	.200	16-22	.727	11 29 40	3	11-0	1	5	4	69	17.3	22
MILLS	4-1	95	15-32	.469	11-24	.458	6-7	.857	3 4 7	16	2-0	5	6	0	47	11.8	18
GASOL	3-2	81	10-23	.435	2-6	.333	7-14	.500	9 22 31	11	5-0	0	4	2	29	9.7	13
GINOBILI	3-0	54	11-21	.524	4-9	.444	3-3	1.000	0 4 4	7	2-0	2	1	1	29	9.7	17
SIMMONS	3-0	56	11-22	.500	2-4	.500	1-2	.500	0 6 6	2	5-0	3	5	1	25	8.3	12
GREEN	3-3	91	8-20	.400	5-13	.385	2-2	1.000	0 15 15	7	5-0	3	1	1	23	7.7	9
PARKER	3-3	70	10-26	.385	0-1	.000	3-4	.750	2 4 6	13	1-0	1	5	1	23	7.7	12
LEE	4-1	71	10-16	.625	0-0	---	3-5	.600	8 16 24	4	8-0	1	2	2	23	5.8	13
BERTANS	4-0	45	7-17	.412	6-12	.500	0-0	---	0 2 2	1	1-0	0	1	0	0	0.0	0
ANTHONY	1-0	8	1-1	.000	0-0	---	2-2	1.000	0 1 1	0	1-0	0	0	0	4	4.0	4
DEDMON	4-1	57	7-15	.467	0-0	---	1-2	.500	3 15 18	3	10-1	1	2	3	15	3.8	6
LAPROVITTOLA	0-26	26	6-33	.030	0-3	.000	3-3	1.000	0 5 5	5	2-0	0	2	0	7	3.5	7
ANDERSON	3-1	56	2-10	.200	1-3	.333	4-4	1.000	0 10 10	3	2-0	2	3	2	9	3.0	5
FORBES	2-0	18	2-5	.400	1-2	.500	0-0	---	0 1 1	1	2-0	1	0	0	5	2.5	3
MURRAY	2-0	11	0-4	.000	0-1	.000	0-2	.000	0 2 2	1	1-0	0	1	0	0	0.0	0
SPURS	4	985	150-349	.430	39-101	.386	76-99	.768	41 155 196	92	65-1	28	47	21	415	103.8	119
HORNETS	4	985	156-359	.435	35-103	.340	49-67	.731	37 146 183	92	78-0	24	53	19	396	99.0	113

2016-17 SEASON SERIES (1-3) NEW ORLEANS PELICANS VS. SAN ANTONIO

PLAYER	G-GS	MIN	FG-FGA	PCT	3FG-FGA	PCT	FT-FTA	PCT	OFF DEF TOT	AST	PF-FDQ	STL	TOT	BLK	PTS	AVG	HI
COUSINS	1-1	43	7-18	.389	1-6	.167	4-5	.800	4 20 24	4	5-0	0	6	0	19	19.0	19
DAVIS	4-4	137	24-56	.429	1-4	.250	26-33	.788	7 31 38	6	11-0	2	14	6	75	18.8	29
HOLIDAY	3-3	106	24-52	.462	6-14	.429	1 12 13	.000	1 12 13	22	4-0	4	11	4	54	18.0	26
JONES	3-0	56	13-26	.500	1-5	.200	7-11	.636	3 10 13	2	4-0	2	1	2	34	11.3	21
MOORE	4-2	104	18-37	.486	3-7	.429	3-4	.750	2 5 7	13	5-0	4	0	2	42	10.5	18
AJINCA	2-1	43	10-17	.588	0-1	.000	0-0	---	2 12 14	1	4-0	0	2	1	20	10.0	16
MOTIEJUNAS	1-0	22	4-6	.667	1-2	.500	1-1	1.000	2 5 7	2	4-0	1	0	2	10	10.0	10
HIELD	3-2	56	11-28	.393	3-10	.300	2-2	1.000	3 7 10	4	4-0	2	4	0	27	9.0	14
HILL	3-3	100	8-22	.364	7-13	.538	1-2	.500	5 6 11	3	11-0	3	2	3	24	8.0	16
EVANS	2-0	37	7-20	.350	1-7	.143	0-0	---	0 8 8	7	3-0	1	0	0	15	7.5	11
CUNNINGHAM	4-1	90	10-20	.500	4-10	.400	3-6	.500	2 7 9	2	7-0	1	3	0	27	6.8	9
FRAZIER	3-1	59	7-17	.412	4-7	.571	0-0	---	1 7 8	16	7-0	3	6	1	18	6.0	11
GALLOWAY	3-0	49	7-22	.318	2-12	.167	2-2	1.000	2 5 7	4	4-0	1	0	0	18	6.0	12
THOMPSON	1-1	29	2-7	.286	1-3	.333	0-0	---	0 2 2	0	1-0	0	0	0	5	5.0	5
DIALLO	2-0	15	3-6	.500	0-0	---	0-0	---	2 3 5	0	0-0	0	0	1	6	3.0	16
STEPHENSON	1-0	18	1-4	.250	0-2	.000	0-0	---	0 0 0	4	3-0	0	0	0	2	2.0	2
ASIK	1-1	15	0-0	---	0-0	---	0-0	---	1 6 7	1	1-0	0	0	0	0	0.0	0
WILLIAMS	1-0	6	0-1	.000	0-0	---	0-0	---	0 0 0	1	0-0	0	0	0	0	0.0	0
PELICANS	4	985	156-359	.435	35-103	.340	49-67	.731	37 146 183	92	78-0	24	53	19	396	99.0	119
SPURS	4	985	150-349	.430	39-101	.386	76-99	.768	41 155 196	92	65-1	28	47	21	415	103.8	113

NEW YORK KNICKS



Jeff Hornacek

Two Pennsylvania Plaza • New York, NY 10121-0091
(212) 465-6471 • www.knicks.com

Head Coach Jeff Hornacek
Associate Head Coach Kurt Rambis
Assistant Coaches Howard Eisley, Corey Gaines, Jerry Sichting
Head Athletic Trainer Roger Hinds
Media Relations Jonathan Supranowitz, Gregg Schwartz,
Derek Lapinski, Shakeemah Simmons-Winter
Home Court Madison Square Garden (19,812, built in 1968)
Radio ESPN Radio (98.7 FM); Brendan Brown, Ed Coehn
Television MSG Network; Mike Breen, Walt Frazier, Rebecca Haarlow



2017-18 SCHEDULE VS. KNICKS

12/28 Thursday 7:30 p.m. in San Antonio
1/2 Tuesday 6:30 p.m. at New York

2016-17 RESULTS VS. KNICKS

2/12 94-90 Knicks at New York
3/25 106-98 Spurs in San Antonio

ALL-TIME RESULTS

76-77:	SA 3-1	97-98:	SA 2-0
77-78:	Tied 2-2	98-99:	DNP
78-79:	SA 3-1	99-00:	Tied 1-1
79-80:	NY 4-2	00-01:	NY 2-0
80-81:	SA 2-0	01-02:	SA 2-0
81-82:	SA 2-0	02-03:	NY 2-0
82-83:	NY 2-0	03-04:	SA 2-0
83-84:	NY 2-0	04-05:	Tied 1-1
84-85:	Tied 1-1	05-06:	SA 2-0
85-86:	Tied 1-1	06-07:	SA 2-0
86-87:	Tied 1-1	07-08:	SA 2-0
87-88:	Tied 1-1	08-09:	Tied 1-1
88-89:	Tied 1-1	09-10:	SA 2-0
89-90:	Tied 1-1	10-11:	Tied 1-1
90-91:	Tied 1-1	11-12:	SA 1-0
91-92:	SA 2-0	12-13:	NY 2-0
92-93:	NY 2-0	13-14:	Tied 1-1
93-94:	Tied 1-1	14-15:	Tied 1-1
94-95:	Tied 1-1	15-16:	SA 2-0
95-96:	Tied 1-1	16-17:	Tied 1-1
96-97:	NY 2-0	TOTALS:	SA 50-39

SPURS-KNICKS SERIES NOTES

OVERALL RECORD: 50-9 **HOME:** 34-1 **ROAD:** 16-28 **OT:** 3-5
CURRENT STREAK: Won 1 **HOME:** W 3 **ROAD:** L 1
SPURS BIGGEST WIN: 31, 120-89 on 11/10/13 at New York
SPURS BIGGEST LOSS: 22, 104-82 on 1/15/01 at New York
SPURS LAST WIN AT HOME: 106-98 on 3/25/17
SPURS LAST LOSS AT HOME: 105-101 on 1/2/14
SPURS LAST WIN ON THE ROAD: 94-84 on 11/2/15
SPURS LAST LOSS ON THE ROAD: 94-90 on 2/12

DID YOU KNOW?

The Spurs beat the Knicks 4-1 in the 1999 NBA Finals to claim the first NBA Championship in franchise history ... Tim Duncan was the Finals MVP, averaging 27.4 points and 14.0 rebounds in the five game series ... Duncan passed John Stockton as the NBA leader in most wins with one team when the Spurs defeated the Knicks 94-84 at Madison Square Garden on 11/2/16 ... the 39,554 fans that packed the Alamodome to see the Spurs defeat the Knicks 80-67 in Game 2 of the NBA Finals on 6/18/99 was the largest crowd to ever see a Spurs game in the Dome and the second-largest crowd to ever witness an NBA Finals game ... Spurs assistant coach Ime Udoka spent the 2005-06 season with the Knicks, averaging 2.8 points and 2.1 rebounds in 8 games ... Knicks center Joakim Noah played with Spurs center Pau Gasol during his two seasons with the Chicago Bulls (2014-16).

2016-17 SEASON SERIES (1-1) SAN ANTONIO SPURS VS. NEW YORK

PLAYER	G-GS	MIN	FG-FGA	PCT	3FG-FGA	PCT	FT-FTA	PCT	OFF	DEF	TOT	AST	PF	DO	STL	TO	BLK	PTS	AVG	HI
LEONARD	2-2	75	24-45	.533	5-13	.385	12-16	.750	2	12	14	9	4-0	5	5	2	65	32.5	36	
GASOL	1-0	26	8-15	.533	3-4	.750	0-0	---	5	5	10	3	3-0	0	0	2	19	19.0	24	
ALDRIDGE	2-2	73	14-37	.378	1-3	.333	5-6	.833	10	10	20	3	2-0	1	1	0	34	17.0	19	
MILLS	2-0	46	7-17	.412	4-10	.400	0-0	---	1	0	1	9	4-0	3	6	0	18	9.0	10	
GREEN	1-1	34	2-13	.154	2-10	.200	0-0	---	2	1	3	1	2-0	1	1	0	6	6.0	6	
LEE	2-0	32	6-11	.545	0-0	---	0-0	---	5	7	12	2	3-0	1	4	1	12	6.0	10	
SIMMONS	1-1	24	2-7	.286	0-3	.000	2-2	1.000	0	2	2	1	5-0	1	3	0	6	6.0	6	
PARKER	2-2	53	5-15	.333	0-2	.000	0-0	---	0	2	2	7	2-0	2	1	0	10	5.0	10	
DEMDON	2-2	44	3-5	.600	0-0	---	2-3	.667	7	13	20	0	4-0	2	3	1	8	4.0	5	
GINOBILI	2-0	36	4-16	.250	0-8	.000	0-0	---	2	2	4	8	3-0	4	0	0	8	4.0	4	
ANDERSON	2-0	19	2-7	.286	0-0	---	3-3	1.000	0	3	3	2	1-0	2	1	0	7	3.5	5	
BERTANS	2-0	15	1-2	.500	1-1	1.000	0-0	---	3	1	4	0	1-0	0	0	0	3	1.5	3	
ANTHONY	1-0	1	0-0	---	0-0	---	0-0	---	0	0	0	0	0-0	0	0	1	0	0.0	0	
FORBES	1-0	1	0-0	---	0-0	---	0-0	---	0	1	1	0	0-0	0	0	0	0	0.0	0	
MURRAY	1-0	0	0-0	---	0-0	---	0-0	---	0	0	0	0	0-0	0	0	0	0	0.0	0	
SPURS	2	480	78-190	.411	16-54	.296	24-30	.800	37	59	96	45	34-0	22	25	7	196	98.0	106	
KNICKS	2	480	75-155	.484	12-24	.500	30-36	.833	17	72	89	42	35-0	11	36	13	192	96.0	98	

2016-17 SEASON SERIES (1-1) NEW YORK KNICKS VS. SAN ANTONIO

PLAYER	G-GS	MIN	FG-FGA	PCT	3FG-FGA	PCT	FT-FTA	PCT	OFF	DEF	TOT	AST	PF	DO	STL	TO	BLK	PTS	AVG	HI
ANTHONY	1-1	40	9-21	.429	3-5	.600	4-6	.667	1	6	7	2	2-0	0	4	0	25	25.0	25	
ROSE	2-2	67	16-33	.485	0-0	---	10-12	.833	3	6	9	7	0-0	0	4	1	42	21.0	24	
KUZMINSKAS	1-1	36	8-12	.667	3-5	.600	0-0	---	1	0	1	2	2-0	0	0	0	19	19.0	19	
HERNANGOMEZ	2-2	65	17-24	.708	0-0	---	2-3	.667	8	14	22	2	8-0	4	3	1	36	18.0	24	
PORZINGIS	2-2	63	7-18	.389	3-6	.500	11-11	1.000	0	12	12	4	8-0	2	7	5	28	14.0	16	
LEE	2-2	75	7-20	.350	1-3	.333	0-0	---	2	10	12	12	2-0	3	5	1	15	7.5	9	
O'QUINN	2-0	34	4-9	.444	0-0	---	2-2	1.000	2	11	13	4	5-0	1	4	5	10	5.0	6	
HOLIDAY	2-0	28	3-8	.375	2-4	.500	0-0	---	0	1	1	1	1-0	0	4	0	8	4.0	6	
NDOUR	1-0	17	1-2	.500	0-0	---	1-2	.500	0	4	4	2	2-0	1	1	0	3	3.0	3	
RANDLE (NY)	1-0	3	0-2	.000	0-1	.000	0-0	---	0	0	0	1	0-0	0	0	0	0	0.0	0	
BAKER	1-0	13	1-2	.500	0-0	---	0-0	---	0	3	3	2	0-0	0	1	0	2	2.0	2	
JENNINGS	1-0	18	1-1	1.000	0-0	---	0-0	---	0	3	3	3	0-0	0	1	0	2	2.0	2	
THOMAS	1-0	17	1-2	.500	0-0	---	0-0	---	0	2	2	0	5-0	0	0	0	2	2.0	2	
PLUMLEE	1-0	5	0-1	.000	0-0	---	0-0	---	0	0	0	0	0-0	0	1	0	0	0.0	0	
KNICKS	2	480	75-155	.484	12-24	.500	30-36	.833	17	72	89	42	35-0	11	36	13	192	96.0	98	
SPURS	2	480	78-190	.411	16-54	.296	24-30	.800	37	59	96	45	34-0	22	25	7	196	98.0	106	

OKLAHOMA CITY THUNDER

208 Thunder Dr. • Oklahoma City, OK 73102
(405) 208-4800 • www.okcthunder.com



Chairman Clayton I. Bennett
Executive Vice President and General Manager Sam Presti
Assistant General Manager/Vice President Troy Weaver
Head Coach Billy Donovan
Assistant Coaches Mark Bryant, Vin Bhavnani, Maurice Cheeks,
Adrian Griffin, Royal Ivey, Darko Rajakovic
Quality Control Coach Billy Schmidt
Head Athletic Trainer Joe Sharpe
Athletic Performance Specialist Andrew Paul
Director of Basketball Communications Matt Tumbleson
Home Court Chesapeake Energy Arena (18,203, built in 1995)
Radio WWLS (98.1 FM/640 AM): Matt Pinto
Spanish Radio WKY (930 AM): Eleno Ornales
Television FS Oklahoma: Brian Davis, Michael Cage, Lesley McCaslin, Nick Gallo



Billy Donovan

2017-18 SCHEDULE VS. THUNDER

11/17	Friday	7:00 p.m.	in San Antonio
12/3	Sunday	6:00 p.m.	at Oklahoma City
3/10	Saturday	7:30 p.m.	at Oklahoma City
3/29	Thursday	7:00 p.m.	in San Antonio

2016-17 RESULTS VS. THUNDER

1/31	108-94	Spurs in San Antonio
3/9	102-92	Thunder at Oklahoma City
3/31	100-95	Spurs at Oklahoma City

ALL-TIME RESULTS

76-77:	SA 3-1	97-98:	Tied 2-2
77-78:	Tied 2-2	98-99:	SA 2-1
78-79:	Tied 2-2	99-00:	Tied 2-2
79-80:	Tied 1-1	00-01:	SA 3-1
80-81:	SA 3-2	01-02:	Tied 2-2
81-82:	SA 4-1	02-03:	SA 3-1
82-83:	SEA 4-1	03-04:	SA 4-0
83-84:	SEA 3-2	04-05:	Tied 2-2
84-85:	SA 4-1	05-06:	SA 2-1
85-86:	SEA 3-2	06-07:	SA 4-0
86-87:	SEA 4-1	07-08:	SA 2-1
87-88:	SA 3-2	08-09:	Tied 2-2
88-89:	SEA 4-0	09-10:	SA 3-1
89-90:	SA 3-1	10-11:	SA 3-0
90-91:	SA 3-1	11-12:	SA 2-1
91-92:	SA 3-1	12-13:	Tied 2-2
92-93:	SA 3-1	13-14:	OKC 4-0
93-94:	SEA 4-0	14-15:	SA 2-1
94-95:	Tied 2-2	15-16:	Tied 2-2
95-96:	Tied 2-2	16-17:	SA 2-1
96-97:	SEA 4-0	TOTALS:	SA 90-73

SPURS-THUNDER SERIES NOTES

OVERALL RECORD: 90-73 **HOME:** 59-23 **ROAD:** 31-50 **OT:** 7-2
CURRENT STREAK: Won 1 **HOME:** W 4 **ROAD:** W 1
SPURS BIGGEST WIN: 41, 120-79 on 3/25/07 at Seattle
SPURS BIGGEST LOSS: 38, 105-67 on 4/18/01 at Seattle
SPURS LAST WIN AT HOME: 108-94 on 1/31/17
SPURS LAST LOSS AT HOME: 114-106 on 12/25/14
SPURS LAST WIN ON THE ROAD: 100-95 on 3/31/17
SPURS LAST LOSS ON THE ROAD: 102-92 on 3/9/17

DID YOU KNOW?

Oklahoma City general manager Sam Presti was a member of the Spurs front office from 2000-07, ascending to assistant general manager ... Spurs vice president of basketball operations Monty Williams served as an assistant coach with the Thunder during the 2105-16 season ... Thunder assistant coach Mark Bryant spent the 2001-02 season in San Antonio where he averaged 1.9 points in 30 games ... the Thunder were the first road team to score 100+ points in the Alamodome when they defeated the Spurs 109-107 on 12/8/93 ... it was also the first overtime game in the Alamodome ... before the victory, the Thunder had lost eight straight in San Antonio ... the Spurs trio of Tim Duncan, Tony Parker and Manu Ginobili became the all-time winningest trio in NBA playoff history with 111 wins after a 112-77 win over the Thunder in Game 2 of the 2014 Western Conference Finals ... Duncan, Parker and Ginobili also set a new record for most games played by a trio in NBA history by playing their 730th career game together in Oklahoma City on 4/7/15.

2016-17 SEASON SERIES (2-1) SAN ANTONIO SPURS VS. OKLAHOMA CITY

PLAYER	G-GS	MIN	FG-FGA	PCT	3FG-FGA	PCT	FT-FTA	PCT	OFF DEF TOT	AST	PF-DO	STL	TO	BLK	PTS	AVG	HI
LEONARD	3-3	100	29-63	.460	3-15	.200	22-26	.846	4 14 18	8	4-0	4	5	4	83	27.7	36
ALDRIDGE	3-3	96	21-43	.488	1-4	.250	13-17	.765	10 12 22	3	12-0	1	6	6	56	18.7	25
GASOL	2-0	52	13-24	.542	4-4	1.000	5-6	.833	4 7 11	5	4-0	0	1	2	35	17.5	18
GINOBI	2-0	47	6-13	.462	3-7	.429	1-4	.250	0 6 6	12	5-0	1	2	2	16	8.0	8
MILLS	3-0	63	7-17	.412	6-11	.545	3-4	.750	0 3 3	3	5-0	2	3	1	23	7.7	10
GREEN	3-3	70	6-17	.353	4-13	.308	1-1	1.000	0 4 4	4	7-0	5	6	7	17	5.7	9
PARKER	2-2	49	4-14	.286	0-3	.000	3-6	.500	0 7 7	6	6-0	1	5	0	11	5.5	8
LEE	3-0	58	7-17	.412	0-0	---	2-4	.500	8 9 17	4	4-0	3	6	3	16	5.3	8
DEDMON	3-3	47	5-9	.556	0-0	---	5-6	.833	5 11 16	1	7-0	4	4	2	15	5.0	8
SIMMONS	3-0	41	4-14	.286	0-0	---	5-10	.500	2 4 6	3	4-0	6	2	1	13	4.3	7
BERTANS	2-0	38	2-11	.182	1-7	.143	0-1	.000	2 7 9	1	0-0	1	1	2	5	2.5	3
ANDERSON	2-0	12	2-2	1.000	0-0	---	0-0	---	0 3 3	0	2-0	2	1	0	4	2.0	4
FORBES	1-0	16	1-4	.250	0-2	.000	0-0	---	0 2 2	1	0-0	0	2	0	2	2.0	2
MURRAY	2-1	25	2-7	.286	0-1	.000	0-0	---	1 5 6	3	3-0	0	1	1	4	2.0	4
ANTHONY	2-0	7	0-0	---	0-0	---	0-0	---	0 2 2	0	1-0	0	0	1	0	0.0	0
SPURS	3	720	109-255	.427	22-67	.328	60-85	.706	36 96 132	54	64-0	28	46	32	300	100.0	108
THUNDER	3	720	104-255	.408	19-69	.275	64-80	.800	40 104 144	65	73-0	29	49	13	291	97.0	102

2016-17 SEASON SERIES (1-2) OKLAHOMA CITY THUNDER VS. SAN ANTONIO

PLAYER	G-GS	MIN	FG-FGA	PCT	3FG-FGA	PCT	FT-FTA	PCT	OFF DEF TOT	AST	PF-DO	STL	TO	BLK	PTS	AVG	HI
WESTBROOK	3-3	106	22-60	.367	6-20	.300	32-34	.941	6 28 34	39	7-0	3	17	0	82	27.3	32
OLADIPO	3-3	93	20-44	.455	6-14	.429	5-5	1.000	1 9 10	7	5-0	6	5	1	51	17.0	20
ADAMS	3-3	97	17-29	.586	0-0	---	6-13	.462	12 13 25	3	11-0	3	5	1	40	13.3	16
KANTER	2-0	53	11-24	.458	0-0	---	3-4	.750	8 7 15	1	4-0	0	3	1	25	12.5	14
MORROW	1-0	30	3-12	.250	1-6	.167	4-4	1.000	1 0 1	1	11-0	5	2	5	12	4.0	7
GIBSON	1-1	22	3-7	.429	0-0	---	1-2	.500	0 3 3	0	3-0	0	2	1	7	7.0	7
SABONIS	3-2	88	11-24	.458	2-7	.286	4-6	.667	1 15 16	2	12-0	3	9	2	28	9.3	13
MCDERMOTT	2-0	30	6-11	.545	1-3	.333	0-0	---	0 0 0	1	2-0	1	0	0	13	6.5	11
ABRINES	2-0	26	3-11	.273	2-7	.286	0-0	---	1 2 3	1	1-0	2	1	0	8	4.0	5
LAUVERGNE	1-0	16	2-8	.250	0-1	.000	0-0	---	1 4 5	0	4-0	0	1	0	4	4.0	4
ROBERSON	3-3	82	4-13	.308	0-6	.000	4-6	.667	9 14 23	1	11-0	5	2	5	12	4.0	7
GRANT	3-0	20	2-4	.500	1-2	.500	1-2	.500	0 4 4	0	6-0	0	1	0	6	2.0	3
PAYNE	1-0	19	0-4	.000	0-3	.000	2-2	1.000	0 2 2	3	3-0	1	1	1	2	2.0	2
CHRISTON	3-0	38	0-4	.000	0-0	---	2-2	1.000	0 3 3	7	1-0	3	1	1	2	0.7	2
THUNDER	3	720	104-255	.408	19-69	.275	64-80	.800	40 104 144	65	73-0	29	49	13	291	97.0	102
SPURS	3	720	109-255	.427	22-67	.328	60-85	.706	36 96 132	54	64-0	28	46	32	300	100.0	108

ORLANDO MAGIC

8701 Maitland Summit Blvd. • Orlando, FL 32810
(407) 916-2400 • www.orlandomagic.com



Frank Vogel

Senior Chairman Rich DeVos
Chairman Dan DeVos
General Manager John Hammond
Assistant General Manager/Basketball Strategy Pete D'Alessandro
Assistant General Manager/Basketball Operations Matt Lloyd
Head Coach Frank Vogel
Assistant Coaches Chad Forcier, Corliss Williamson, David Adelman
Assistant Coach/Player Development Jay Hernandez
Head Athletic Trainer Keon Weise
Strength and Conditioning Coach Bill Burgos
Communications: Joel Glass, George Galante, Trish Wingersen, Melanie Cursinger
Home Court Amway Center (18,846, built in 2010)
Radio ESPN 580 Orlando (AM 580): Dennis Neumann, Richie Aduabato
Spanish Radio Salsa (98.1 FM): Joey Colon
Television FOX Sports Florida: David Steele, Jeff Turner, Dante Marchitelli



2017-18 SCHEDULE VS. MAGIC

10/27 Friday 6:00 p.m. at Orlando
3/13 Tuesday 7:30 p.m. in San Antonio

2016-17 RESULTS VS. MAGIC

11/29 95-83 Magic in San Antonio
2/15 107-79 Spurs at Orlando

ALL-TIME RESULTS

89-90:	Tied 1-1	04-05:	Tied 1-1
90-91:	SA 3-1	05-06:	Tied 1-1
91-92:	Tied 1-1	06-07:	Tied 1-1
92-93:	SA 2-0	07-08:	SA 2-0
93-94:	SA 2-0	08-09:	ORL 2-0
94-95:	Tied 1-1	09-10:	Tied 1-1
95-96:	Tied 1-1	10-11:	Tied 1-1
96-97:	Tied 1-1	11-12:	SA 2-0
97-98:	SA 2-0	12-13:	SA 2-0
98-99:	SA 1-0	13-14:	SA 2-0
99-00:	Tied 1-1	14-15:	SA 2-0
00-01:	Tied 1-1	15-16:	SA 2-0
01-02:	SA 2-0	16-17:	Tied 1-1
02-03:	SA 2-0	TOTALS:	SA 41-16
03-04:	SA 2-0		

SPURS-MAGIC SERIES NOTES

OVERALL RECORD: 41-16 **HOME:** 24-5 **ROAD:** 17-11 **OT:** 2-1
CURRENT STREAK: Won 1 **HOME:** L 1 **ROAD:** W 6
SPURS BIGGEST WIN: 35, 127-92 on 1/8/00 in San Antonio
SPURS BIGGEST LOSS: 26, 110-84 on 3/17/10 at Orlando
SPURS LAST WIN AT HOME: 107-92 on 2/1/16
SPURS LAST LOSS AT HOME: 95-83 on 11/29/16
SPURS LAST WIN ON THE ROAD: 107-79 on 2/15/17
SPURS LAST LOSS ON THE ROAD: 123-101 on 12/23/10

DID YOU KNOW?

Spurs assistant coach James Borrego was an assistant coach for the Orlando Magic from 2012-15 ... Borrego ended his final season in Orlando as the team's interim head coach after the team fired former head coach Jacques Vaughn on 2/5/15 ... prior to sweeping the season series 2-0 in 2008-09, the Magic had never won a season series against the Spurs ... Magic guard Evan Fournier and Spurs guard Tony Parker are members of the France National Team ... Orlando assistant coach Chad Forcier spent nine seasons with the San Antonio Spurs (2007-16) as an assistant coach under Gregg Popovich.

2016-17 SEASON SERIES (1-1) SAN ANTONIO SPURS VS. ORLANDO

PLAYER	G-GS	MIN	FG-FGA	PCT	3FG-FGA	PCT	FT-FTA	PCT	OFF	DEF	TOT	AST	PF-DQ	STL	TO	BLK	PTS	AVG	HI
LEONARD	2-2	59	14-34	.412	3-9	.333	12-13	.923	2	5	7	1	2-0	4	3	1	43	21.5	22
ALDRIDGE	2-2	59	17-25	.680	1-1	1.000	4-6	.667	2	7	9	6	2-0	2	3	2	39	19.5	23
MILLS	2-0	37	7-16	.438	4-10	.400	2-2	1.000	1	3	4	8	4-0	3	4	0	20	10.0	13
DEMON	2-1	46	8-10	.800	0-0	---	0-2	.000	3	16	19	1	5-0	1	2	3	16	8.0	10
GINOBILI	2-0	38	5-11	.455	2-5	.400	3-4	.750	5	3	8	5	4-0	2	2	0	15	7.5	13
SIMMONS	2-0	39	5-15	.333	0-6	.000	4-4	1.000	0	8	8	1	4-0	2	2	0	14	7.0	8
GASOL	1-1	22	2-6	.333	0-1	.000	2-2	1.000	2	4	6	3	0-0	0	0	0	6	6.0	6
ANDERSON	2-0	18	3-6	.500	1-3	.333	1-1	1.000	1	6	7	1	1-0	0	1	0	8	4.0	8
LEE	2-0	29	3-7	.429	0-0	---	2-3	.667	1	6	7	3	2-0	0	3	1	8	4.0	6
PARKER	2-2	52	2-16	.125	0-3	.000	3-4	.750	0	2	2	11	4-0	3	4	0	7	3.5	5
BERTANS	2-0	22	1-8	.125	1-6	.167	2-2	1.000	0	0	0	1	3-0	1	0	1	5	2.5	5
GREEN	2-2	41	2-8	.250	1-6	.167	0-0	---	2	9	11	2	2-0	3	4	2	5	2.5	3
MURRAY	2-0	10	1-3	.333	0-1	.000	2-2	1.000	1	4	5	1	0-0	0	2	1	4	2.0	2
ANTHONY	1-0	6	0-0	---	0-0	---	0-0	---	1	1	2	0	0-0	0	0	1	0	0.0	0
SPURS	2	480	70-165	.424	13-51	.255	37-45	.822	21	74	95	44	33-0	21	32	12	190	95.0	107
MAGIC	2	480	69-162	.426	10-33	.303	26-31	.839	14	59	73	40	40-0	17	30	9	174	87.0	95

2016-17 SEASON SERIES (1-1) ORLANDO MAGIC VS. SAN ANTONIO

PLAYER	G-GS	MIN	FG-FGA	PCT	3FG-FGA	PCT	FT-FTA	PCT	OFF	DEF	TOT	AST	PF-DQ	STL	TO	BLK	PTS	AVG	HI
ROSS (TOT)	2-0	55	13-21	.619	5-11	.455	7-10	.700	0	5	5	0	3-0	1	4	2	38	19.0	21
IBAKA	1-1	34	7-11	.636	2-4	.500	2-2	1.000	1	6	7	2	2-0	2	0	1	18	18.0	18
VUCEVIC	2-1	53	13-32	.406	0-1	.000	2-2	1.000	4	16	20	0	5-0	2	5	2	28	14.0	16
FOURNIER	2-2	67	7-20	.350	2-7	.286	6-7	.857	0	8	8	12	7-0	3	10	0	22	11.0	13
GORDON	2-2	52	8-18	.444	1-3	.333	5-5	1.000	4	5	9	2	5-0	0	2	1	22	11.0	11
GREEN	2-1	59	7-21	.333	0-6	.000	3-3	1.000	1	5	6	4	4-0	1	2	0	17	8.5	11
PAYTON	2-0	53	8-17	.471	1-2	.500	0-0	---	2	4	6	7	4-0	3	4	1	17	8.5	10
WATSON	2-1	29	6-7	.857	2-2	1.000	0-0	---	0	1	1	3	4-0	2	2	0	14	7.0	7
AUGUSTIN	2-1	45	4-10	.400	2-6	.333	3-5	.600	1	4	5	6	0-0	2	3	0	13	6.5	7
BIYOMBO	2-1	50	4-13	.308	0-0	---	5-7	.714	1	8	9	1	5-0	1	1	3	13	6.5	9
HEZONJA	2-0	26	4-10	.400	0-1	.000	0-0	---	0	1	1	1	1-0	1	0	1	8	4.0	8
ONUAKU	1-0	2	1-1	1.000	0-0	---	0-0	---	0	0	0	0	1-0	0	0	0	2	2.0	2
RUDEZ	2-0	6	0-1	.000	0-1	.000	0-0	---	0	0	0	0	1-0	0	0	0	0	0.0	0
WILCOX	1-0	2	0-0	---	0-0	---	0-0	---	0	0	0	1	0-0	0	1	0	0	0.0	0
ZIMMERMAN	1-0	4	0-1	.000	0-0	---	0-0	---	0	1	1	1	1-0	0	0	0	0	0.0	0
MAGIC	2	480	69-162	.426	10-33	.303	26-31	.839	14	59	73	40	40-0	17	30	9	174	87.0	95
SPURS	2	480	70-165	.424	13-51	.255	37-45	.822	21	74	95	44	33-0	21	32	12	190	95.0	107

3 Banner Way • Camden, NJ 08103
(215) 339-7600 • www.sixers.com



Managing General Partner Josh Harris
Co-Managing General Partner David Blitzer
Chief Executive Officer Scott O'Neil
President of Basketball Operations Bryan Colangelo
Head Coach Brett Brown
Assistant Coaches Jim O'Brien, Lloyd Pierce, Kevin Young, Billy Lange
John Townsend, Todd Wright
Head of Performance Science Jesse Wright
Head Athletic Trainer Kevin Johnson
Public Relations Dave Sholler, Patrick Rees, Lara Toscani Weems
Rob King, Zack Neiner
Home Court Wells Fargo Center (20,328, built in 1996)
Radio The Fanatic (97.5 FM): Tom McGinnis
Television Comcast SportsNet, The Comcast Network: Marc Zumoff
Alaa Abdelnaby, Molly Sullivan



Brett Brown

2017-18 SCHEDULE VS. SIXERS

1/3 Wednesday 6:00 p.m. at Philadelphia
1/26 Friday 7:30 p.m. in San Antonio

2016-17 RESULTS VS. SIXERS

2/2 102-86 Spurs in San Antonio
2/8 111-103 Spurs at Philadelphia

ALL-TIME RESULTS

76-77:	SA 3-1	97-98:	SA 2-0
77-78:	PHI 3-1	98-99:	SA 1-0
78-79:	PHI 3-1	99-00:	SA 2-0
79-80:	PHI 4-2	00-01:	Tied 1-1
80-81:	PHI 2-0	01-02:	Tied 1-1
81-82:	SA 2-0	02-03:	Tied 1-1
82-83:	Tied 1-1	03-04:	PHI 2-0
83-84:	PHI 2-0	04-05:	SA 2-0
84-85:	Tied 1-1	05-06:	Tied 1-1
85-86:	Tied 1-1	06-07:	SA 2-0
86-87:	Tied 1-1	07-08:	Tied 1-1
87-88:	Tied 1-1	08-09:	Tied 1-1
88-89:	Tied 1-1	09-10:	Tied 1-1
89-90:	Tied 1-1	10-11:	Tied 1-1
90-91:	SA 2-0	11-12:	SA 2-0
91-92:	Tied 1-1	12-13:	SA 2-0
92-93:	SA 2-0	13-14:	SA 2-0
93-94:	SA 2-0	14-15:	SA 2-0
94-95:	SA 2-0	15-16:	SA 2-0
95-96:	SA 2-0	16-17:	SA 2-0
96-97:	Tied 1-1	TOTALS:	SA 57-34

SPURS-SIXERS SERIES NOTES

OVERALL RECORD: 57-34 **HOME:** 34-11 **ROAD:** 23-23 **OT:** 1-2
CURRENT STREAK: Won 12 **HOME:** W 12 **ROAD:** W 6
SPURS BIGGEST WIN: 111, 68 on 12/7/15 at Philadelphia
SPURS BIGGEST LOSS: 33, 135-102 on 1/7/81 at Philadelphia
SPURS LAST WIN AT HOME: 102-86 on 2/2/17
SPURS LAST LOSS AT HOME: 83-77 on 1/03/04
SPURS LAST WIN ON THE ROAD: 111-103 on 2/8/17
SPURS LAST LOSS ON THE ROAD: 77-71 on 2/11/11

DID YOU KNOW?

Sixers head coach Brett Brown spent 11 seasons (2002-13) with the Spurs, including has last seven on the bench as an assistant coach under Gregg Popovich as an assistant coach... the Spurs made their NBA debut in Philadelphia on 10/22/76 defeating the Sixers 121-118 ... the game also marked the NBA debut of Hall of Famer Julius Erving ... the Sixers snapped their 17-game losing streak in San Antonio with an 83-77 victory on 1/3/04 ... the last time the Sixers were victorious in the Alamogordo City before 2004 was a 108-102 win in the HemisFair Arena on 1/8/86 when Dr. J and Moses Malone still played for Philadelphia ... Philadelphia set a franchise record with 38 turnovers against the Spurs on 10/22/76.

2016-17 SEASON SERIES (2-0) SAN ANTONIO SPURS VS. PHILADELPHIA

PLAYER	G-GS	MIN	FG-FGA	PCT	3FG-FGA	PCT	FT-FTA	PCT	OFF DEF TOT	AST	PF	DO	STL	TO	BLK	PTS	AVG	HL
LEONARD	2-2	62	17-35	.486	3-9	.333	14-16	.875	5 9 14	10	3	2	6	2	51	25.5	32	
ALDRIDGE	1-1	36	5-10	.500	0-1	.000	5-6	.833	2 8 10	0	2	0	2	2	15	15.0	15	
DEMDON	2-2	49	9-12	.750	0-0	---	5-6	.833	4 17 21	4	7	0	2	3	23	11.5	13	
GREEN	2-2	53	9-18	.500	5-9	.556	0-0	---	1 7 8	0	4	0	3	2	23	11.5	12	
BERTANS	2-1	45	8-19	.421	4-12	.333	1-2	.500	2 5 7	4	3	0	2	3	0	21	10.5	12
PARKER	2-2	56	7-17	.412	1-1	1.000	4-5	.800	0 5 5	11	3	0	1	0	19	9.5	18	
MILLS	2-0	35	7-14	.500	3-6	.500	0-0	---	0 5 5	6	2	0	1	0	17	8.5	12	
LEE	2-0	32	5-9	.556	0-0	---	4-6	.667	3 12 15	5	4	0	2	6	2	14	7.0	12
SIMMONS	2-0	30	4-11	.364	0-1	.000	5-6	.833	0 5 5	1	4	0	2	1	13	6.5	11	
ANDERSON	2-0	30	2-4	.500	0-0	---	2-2	1.000	0 7 7	4	3	0	3	2	6	3.0	4	
ANTHONY	2-0	16	3-5	.600	0-0	---	0-0	---	3 3 6	0	2	0	1	1	6	3.0	4	
GINOBI	2-0	27	1-6	.167	1-3	.333	2-3	.667	0 4 4	4	4	0	1	4	5	2.5	3	
FORBES	1-0	3	0-1	.000	0-0	---	0-0	---	0 0 0	0	0	0	0	0	0	0.0	0	
MURRAY	1-0	5	0-2	.000	0-1	.000	0-0	---	0 0 0	1	1	0	0	2	0	0.0	0	
SPURS	2	480	77-163	.472	17-43	.395	42-52	.808	20 87 107	50	42	0	15	34	15	213	106.5	111
76ERS	2	480	64-172	.372	22-59	.373	39-52	.750	19 62 81	44	42	0	18	29	7	189	94.5	103

2016-17 SEASON SERIES (0-2) PHILADELPHIA 76ERS VS. SAN ANTONIO

PLAYER	G-GS	MIN	FG-FGA	PCT	3FG-FGA	PCT	FT-FTA	PCT	OFF DEF TOT	AST	PF	DO	STL	TO	BLK	PTS	AVG	HL
COVINGTON	1-1	38	6-14	.429	2-7	.286	4-4	1.000	1 5 6	1	4	0	2	0	0	18	18.0	18
ILYASOVA	2-2	67	12-28	.429	4-12	.333	8-11	.727	2 9 11	5	8	0	3	1	36	18.0	25	
SARIC	2-1	57	13-28	.464	6-12	.500	2-2	1.000	3 6 9	4	5	0	1	8	0	34	17.0	20
OKAFOR	2-2	50	9-22	.409	0-0	---	11-12	.917	7 10 17	3	4	0	1	2	29	14.5	20	
STASKAS	2-1	60	7-20	.350	6-12	.500	4-4	1.000	1 10 11	8	3	0	1	1	20	12.0	16	
HENDERSON	1-1	23	1-6	.167	1-3	.333	3-4	.750	0 3 3	1	2	0	0	1	6	6.0	6	
MCCONNELL	2-2	63	5-15	.333	0-1	.000	0-0	---	0 6 6	12	4	0	5	3	1	10	5.0	6
RANDLE	1-0	15	2-6	.333	1-2	.500	0-0	---	0 1 1	1	2	0	0	0	5	5.0	5	
RODRIGUEZ	2-0	34	4-14	.286	1-6	.167	1-2	.500	0 3 3	5	4	0	3	4	0	10	5.0	8
ANDERSON (TOT)	3-0	42	5-15	.333	1-9	.111	3-4	.750	2 4 6	0	3	0	1	5	1	14	4.7	5
LUWAWU	2-0	34	3-11	.273	1-4	.250	2-2	1.000	1 2 3	2	1	0	0	3	1	9	4.5	9
HOLMES	1-0	19	1-4	.250	0-0	---	2-6	.333	2 4 6	1	1	0	0	1	4	4.0	4	
NOEL	1-0	22	1-4	.250	0-0	---	2-5	.400	2 3 5	1	4	0	1	2	0	4	4.0	4
76ERS	2	480	64-172	.372	22-59	.373	39-52	.750	19 62 81	44	42	0	18	29	7	189	94.5	103
SPURS	2	480	77-163	.472	17-43	.395	42-52	.808	20 87 107	50	42	0	15	34	15	213	106.5	111

PHOENIX SUNS



Earl Watson

201 E. Jefferson Street • Phoenix, AZ 85004
(602) 379-7900 • www.suns.com

Managing Partner Robert Sarver
General Manager Ryan McDonough
Head Coach Earl Watson
Associate Head Coach Jay Triano
Assistant Coaches Tyrone Corbin, Nate Bjorkgren, Marlon Garnett
Sr. VP of Athlete Health & Performance/Head Athletic Trainer Aaron Nelson
Head Strength and Conditioning Coach/Director of Performance Jeff Fish
Vice President, Basketball Communications Julie Fie
Home Court Talking Stick Resort Arena (18,055, built in 1992)
Radio Arizona Sports (98.7 FM); Al McCoy, Tim Kempton
Spanish Radio KSUN (1400 AM) Arturo Ochoa, Jorge Moreno, Enrique Cortes
Television FOX Sports Arizona: Kevin Ray, Eddie Johnson,
Ann Meyers Drysdale, Lindsey Smith



2017-18 SCHEDULE VS. SUNS

11/5	Sunday	6:00 p.m.	in San Antonio
12/9	Saturday	8:00 p.m.	at Phoenix
1/5	Friday	7:30 p.m.	in San Antonio
2/7	Wednesday	9:30 p.m.	at Phoenix

2016-17 RESULTS VS. SUNS

12/15	107-92	Spurs at Phoenix
12/28	119-98	Spurs in San Antonio
1/14	108-105	Suns in Mexico City

ALL-TIME RESULTS

66-77:	SA 3-1	90-91:	SA 3-1	04-05:	SA 2-1
77-78:	PHO 2-2	91-92:	PHO 3-1	05-06:	SA 3-1
78-79:	PHO 3-1	92-93:	PHO 3-1	06-07:	SA 2-1
79-80:	Tied 1-1	93-94:	PHO 3-1	07-08:	PHO 3-1
80-81:	PHO 3-2	94-95:	Tied 2-2	08-09:	SA 3-1
81-82:	PHO 4-1	95-96:	SA 3-1	09-10:	PHO 2-1
82-83:	PHO 3-2	96-97:	PHO 3-1	10-11:	SA 3-1
83-84:	PHO 5-0	97-98:	PHO 3-1	11-12:	SA 4-0
84-85:	SA 4-1	98-99:	Tied 2-2	12-13:	SA 2-1
85-86:	PHO 3-2	99-00:	Tied 2-2	13-14:	SA 3-1
86-87:	SA 3-2	00-01:	Tied 2-2	14-15:	SA 3-1
87-88:	SA 3-2	01-02:	SA 3-1	15-16:	SA 4-0
88-89:	PHO 3-1	02-03:	PHO 3-1	16-17:	SA 2-1
89-90:	SA 4-0	03-04:	SA 4-0	TOTALS:	SA 89-76

SPURS-SUNS SERIES NOTES

OVERALL RECORD: 89-76 **HOME:** 58-25 **ROAD:** 31-51 **OT:** 7-2
CURRENT STREAK: Lost 1 **HOME:** W 7 **ROAD:** L 1
SPURS BIGGEST WIN: 30, 114-84 on 11/5/80 in San Antonio
SPURS BIGGEST LOSS: 46, 137-91 on 4/15/89 at Phoenix
SPURS LAST WIN AT HOME: 119-98 on 12/28/16
SPURS LAST LOSS AT HOME: 105-101 on 2/27/13
SPURS LAST WIN ON THE ROAD: 107-92 on 12/15/16
SPURS LAST LOSS ON THE ROAD: 108-105 on 1/14/17 in Mexico City

DID YOU KNOW?

The Suns defeated the Spurs 137-91 in Phoenix on 4/15/89 ... the 46-point loss is the worst in Spurs franchise history ... the Suns missed all 12 of their three-point attempts in San Antonio on 1/13/94, setting the Spurs opponent franchise record for most three-pointers attempted without a make ... Manu Ginobili set a Spurs franchise record for most free throws made in game with 18 and most free throws without a miss in a game (18-18) at Phoenix on 1/29/09 ... Ginobili's career-high came against the Suns when he scored 48 in a 128-123 overtime victory on 1/21/05 ... former Spur great George Gervin was originally drafted by the Suns in the 1974 NBA Draft ... San Antonio guard Danny Green established a Spurs franchise record for most three-pointers in a single season when he connected on his 191st on 4/12/15 against the Suns ... Suns head coach Earl Watson was an assistant with the Austin Spurs in 2014-15 and was teammates with Spurs forward LaMarcus Aldridge in Portland during the 2013-14 season.

2016-17 SEASON SERIES (2-1) SAN ANTONIO SPURS VS. PHOENIX

PLAYER	G-GS	MIN	FG-FGA	PCT	3FG-FGA	PCT	FT-FTA	PCT	OFF DEF TOT	AST	PF-DQ	STL	TO	BLK	PTS	AVG	HI
LEONARD	2-2	60	18-32	.563	3-8	.375	17-19	.895	3 11 14	7	2-0	3	4	0	56	28.0	38
ALDRIDGE	3-3	93	22-37	.595	1-1	1.000	9-11	.818	8 11 19	6	7-0	1	5	2	54	18.0	27
PARKER	3-3	86	19-34	.559	3-7	.429	4-7	.571	1 2 3	6	3-0	2	5	0	45	15.0	20
GASOL	3-3	81	15-28	.536	0-3	.000	7-13	.538	4 25 29	6	4-0	2	5	1	37	12.3	18
GINOBLI	3-0	60	6-19	.316	4-9	.444	14-14	1.000	3 5 8	9	6-0	4	4	3	30	10.0	16
GREEN	3-3	74	9-17	.529	5-12	.417	0-0	---	2 4 6	1	7-0	4	2	1	23	7.7	11
LEE	3-0	48	10-15	.667	0-0	---	1-1	1.000	4 10 14	2	1-0	0	5	0	21	7.0	12
DEMDON	3-0	52	8-11	.727	0-0	---	2-4	.500	3 13 16	1	6-0	4	3	2	18	6.0	11
MURRAY	1-0	3	2-2	1.000	0-0	---	2-2	1.000	0 0 0	1	0-0	0	0	0	6	6.0	6
MILLS	2-0	34	4-14	.286	1-8	.125	2-2	1.000	1 3 4	5	5-0	1	5	0	11	5.5	6
SIMMONS	3-0	63	5-12	.417	1-2	.500	3-4	.750	1 9 10	2	10-0	3	9	0	14	4.7	6
LAPROVITOLA	1-0	3	1-1	1.000	0-0	---	2-2	1.000	0 0 0	1	0-0	0	0	0	4	4.0	4
ANDERSON	3-1	47	2-8	.250	1-2	.500	5-6	.833	1 4 5	7	2-0	1	3	1	10	3.3	7
FORBES	1-0	5	1-1	1.000	0-0	---	0-0	---	0 1 1	0	1-0	0	0	0	2	2.0	2
BERTANS	3-0	10	0-1	.000	0-1	.000	0-0	---	0 0 0	0	4-0	0	2	0	0	0.0	0
SPURS	3	720	122-232	.526	19-53	.358	68-85	.800	31 98 129	54	58-0	25	52	10	331	110.3	119
SUNS	3	720	109-244	.447	25-64	.391	55-66	.833	33 80 113	53	80-0	30	51	7	298	99.3	108

2016-17 SEASON SERIES (1-2) PHOENIX SUNS VS. SAN ANTONIO

PLAYER	G-GS	MIN	FG-FGA	PCT	3FG-FGA	PCT	FT-FTA	PCT	OFF DEF TOT	AST	PF-DQ	STL	TO	BLK	PTS	AVG	HI
BOOKER	3-3	102	20-54	.370	5-13	.385	19-20	.950	11 12 0	11	12-0	4	10	0	64	21.3	39
WARREN	2-1	61	12-22	.545	1-2	.500	10-10	1.000	3 4 7	1	7-0	3	4	1	35	17.5	23
BLEDSE	3-3	95	16-40	.400	2-10	.200	10-13	.769	4 8 12	18	6-0	2	6	0	44	14.7	17
KNIGHT	2-0	45	8-19	.421	2-3	.667	7-9	.778	0 2 2	7	4-0	4	4	1	25	12.5	14
DUDLEY	1-0	20	4-5	.800	2-3	.667	0-0	---	0 4 4	0	2-0	0	0	2	10	10.0	10
CHRIS	3-3	67	11-24	.458	4-11	.364	2-6	.333	5 4 9	2	7-0	4	4	1	28	9.3	13
BENDER	3-0	59	7-12	.583	5-8	.625	0-0	---	0 13 13	3	9-0	1	1	1	19	6.3	10
CHANDLER	3-3	82	8-15	.533	0-0	---	0-0	---	11 20 31	1	10-0	3	7	0	16	5.3	8
BARBOSA	3-0	36	7-17	.412	1-1	1.000	0-1	.000	1 4 5	2	5-0	2	3	0	15	5.0	8
LEN	2-0	41	3-6	.500	0-1	.000	4-4	1.000	2 7 9	2	6-0	1	2	0	10	5.0	6
TUCKER	3-2	74	5-16	.313	2-11	.182	2-2	1.000	0 7 7	3	7-0	6	5	1	14	4.7	7
ULIS	3-0	23	5-9	.556	0-0	---	0-0	---	1 0 1	3	2-0	0	3	0	10	3.3	8
JENKINS	1-0	3	1-1	1.000	1-1	1.000	0-0	---	0 0 0	0	0-0	0	0	0	3	3.0	3
JONES	1-0	3	1-1	1.000	0-0	---	1-1	1.000	0 0 0	0	1-0	0	0	0	3	3.0	3
WILLIAMS	2-0	10	1-3	.333	0-0	---	0-0	---	4 0 4	0	2-0	0	0	0	2	1.0	2
SUNS	3	720	109-244	.447	25-64	.391	55-66	.833	33 80 113	53	80-0	30	51	7	298	99.3	108
SPURS	3	720	122-232	.526	19-53	.358	68-85	.800	31 98 129	54	58-0	25	52	10	331	110.3	119

PORTLAND TRAIL BLAZERS

One Center Court, Suite 200 • Portland, OR 97227
(503) 234-9291 • www.trailblazers.com



Owner Paul Allen
President of Basketball Operations Neil Olshay
President & CEO Chris McGowan
Head Coach Terry Stotts
Assistant Coaches David Vanterpool, Nate Tibbetts, Dale Osbourne,
John McCullough, Jim Moran
Director of Health and Player Performance Jesse Ellis
Head Athletic Trainer Geoff Clark
Sports Performance Specialists Todd Forcier, Ben Kenyon
Assistant General Managers Bill Branch, Steven Rosenberry
Vice President of Basketball Communications Jim Taylor
Home Court Moda Center (19,441, built in 1995)
Radio Rip City Radio (620 AM): Brian Wheeler, Michael Holton
Television KGW (Ch. 8)/CSN Northwest: Kevin Calabro, Lamar Hurd



Terry Stotts

2017-18 SCHEDULE VS. TRAIL BLAZERS

12/20	Wednesday	9:00 p.m.	at Portland
1/7	Sunday	8:00 p.m.	at Portland
4/7	Saturday	8:00 p.m.	in San Antonio

2016-17 RESULTS VS. TRAIL BLAZERS

12/23	110-90	Spurs at Portland
12/30	110-94	Spurs in San Antonio
3/15	110-106	Trail Blazers in San Antonio
4/10	99-98	Trail Blazers at Portland

ALL-TIME RESULTS

76-77:	Tied 2-2	97-98:	Tied 2-2
77-78:	Tied 2-2	98-99:	SA 3-1
78-79:	POR 2-1	99-00:	POR 3-1
79-80:	Tied 1-1	00-01:	SA 3-1
80-81:	SA 3-2	01-02:	SA 3-1
81-82:	POR 3-2	02-03:	Tied 2-2
82-83:	SA 3-2	03-04:	SA 4-0
83-84:	POR 4-1	04-05:	SA 2-1
84-85:	POR 3-2	05-06:	SA 4-0
85-86:	SA 4-1	06-07:	SA 4-0
86-87:	POR 4-1	07-08:	SA 3-0
87-88:	POR 5-0	08-09:	POR 3-1
88-89:	POR 4-0	09-10:	POR 3-0
89-90:	POR 3-1	10-11:	POR 3-1
90-91:	Tied 2-2	11-12:	SA 2-1
91-92:	Tied 2-2	12-13:	POR 2-1
92-93:	Tied 2-2	13-14:	Tied 2-2
93-94:	SA 3-1	14-15:	POR 3-1
94-95:	SA 3-1	15-16:	SA 3-0
95-96:	SA 3-1	16-17:	Tied 2-2
96-97:	POR 4-0	TOTALS:	SA 82-81

SPURS-TRAIL BLAZERS SERIES NOTES

OVERALL RECORD: 82-81 **HOME:** 52-30 **ROAD:** 30-51 **OT:** 5-4
CURRENT STREAK: Lost 2 **HOME:** L 1 **ROAD:** L 1
SPURS BIGGEST WIN: 34, 114-80 on 12/30/04 at Portland
SPURS BIGGEST LOSS: 37 2X: latest 137-100 on 2/4/89 at Portland
SPURS LAST WIN AT HOME: 110-94 on 12/30/16
SPURS LAST LOSS AT HOME: 110-106 on 3/15/17
SPURS LAST WIN ON THE ROAD: 110-90 on 12/23/16
SPURS LAST LOSS ON THE ROAD: 99-98 on 4/10/17

DID YOU KNOW?

In his first game against his former team, Steve Smith set a franchise record by shooting a perfect 8-of-8 from three-point range at Portland on 11/3/01 ... San Antonio set a franchise record shooting a perfect 25-of-25 from the foul line in Game 3 of the 2014 Western Conference semifinals on 5/10/14 ... the Blazers set a franchise record when they scored 49 points in the first quarter vs. the Spurs on 11/25/90 in Portland ... the 49 points is also the highest single quarter total ever recorded by a Spurs opponent ... the Blazers went on to win the game 117-103 ... Spurs assistant coach Ime Udoka played for the Blazers in the 2006-07 season, averaging 8.4 points, 3.7 rebounds and 1.5 assists in 75 games ... Spurs guard Patty Mills was originally selected by the Blazers in the second round (55th overall) of the 2009 NBA Draft ... Mills spent two seasons with the Blazers from 2009-11, averaging 5.1 points and 1.5 assists in 74 games ... San Antonio forward LaMarcus Aldridge spent the first nine seasons of his career in Portland (2006-2015), averaging 19.4 points, 8.4 rebounds and 1.9 assists in 648 games.

2016-17 SEASON SERIES (2-2) SAN ANTONIO SPURS VS. PORTLAND

PLAYER	G-GS	MIN	FG-FGA	PCT	3FG-FGA	PCT	FT-FTA	PCT	OFF	DEF	TOT	AST	PF-DQ	STL	TO	BLK	PTS	AVG	HI
LEONARD	3-3	88	29-47	.617	10-16	.625	17-18	.944	0	12	12	8	6-0	5	6	3	85	28.3	34
PARKER	2-2	42	12-22	.545	1-1	1.000	5-7	.714	0	4	4	9	2-0	0	0	0	30	15.0	18
ALDRIDGE	4-4	116	23-53	.434	0-2	.000	11-11	1.000	11	20	31	11	5-0	3	3	2	57	14.3	19
MILLS	4-1	103	17-28	.607	9-17	.529	4-5	.800	1	7	8	17	8-0	4	9	0	47	11.8	23
GINOBILI	3-0	53	10-20	.500	6-11	.545	6-8	.750	1	7	8	9	5-0	2	8	0	32	10.7	14
GASOL	3-1	59	11-31	.355	3-3	1.000	4-4	1.000	5	20	25	5	6-0	2	3	2	29	9.7	12
SIMMONS	4-0	65	13-26	.500	2-5	.400	8-11	.727	2	5	7	8	6-0	0	1	2	36	9.0	19
GREEN	4-4	113	11-28	.393	9-21	.429	0-0	---	0	9	9	3	8-0	2	8	4	31	7.8	18
LEE	4-0	84	13-22	.591	0-0	---	5-9	.556	12	14	26	6	4-0	1	5	2	31	7.8	12
MURRAY	2-1	26	5-12	.417	1-2	.500	0-0	---	1	2	3	2	1-0	2	3	0	11	5.5	9
DEDMON	4-3	82	6-11	.545	0-0	---	4-6	.667	10	18	28	3	11-0	0	2	4	16	4.0	6
ANDERSON	4-1	80	5-15	.333	0-3	.000	2-2	1.000	3	14	17	3	3-0	4	5	1	12	3.0	6
FORBES	3-0	23	2-6	.333	1-3	.333	0-0	---	0	1	1	1	2-0	0	3	0	5	1.7	3
BERTANS	3-0	23	1-5	.200	0-4	.000	0-0	---	1	1	2	1	3-0	1	0	2	2	0.7	2
LAPROVITTA	0-1	0	0-1	.000	0-1	.000	0-0	---	0	0	0	0	0-0	1	1	0	0	0.0	0
SPURS	4	960	158-327	.483	42-89	.472	66-81	.815	47	134	181	86	70-0	27	58	22	424	106.0	110
TRAIL BLAZERS	4	960	145-325	.446	39-99	.394	64-80	.800	32	107	139	79	75-0	34	48	9	393	98.3	110

2016-17 SEASON SERIES (2-2) PORTLAND TRAIL BLAZERS VS. SAN ANTONIO

PLAYER	G-GS	MIN	FG-FGA	PCT	3FG-FGA	PCT	FT-FTA	PCT	OFF	DEF	TOT	AST	PF-DQ	STL	TO	BLK	PTS	AVG	HI
LILLARD	2-2	72	19-41	.463	4-13	.308	10-11	.909	1	7	8	14	3-0	3	4	0	52	26.0	36
MCCOLLUM	3-3	103	23-51	.451	6-14	.429	19-20	.950	4	8	12	8	5-0	4	7	0	71	23.7	29
NAPIER	3-1	68	15-35	.429	5-15	.333	10-11	.909	2	9	11	9	4-0	1	6	1	45	15.0	32
TURNER	2-1	57	10-28	.357	1-4	.250	3-3	1.000	1	6	7	10	4-0	2	3	0	24	12.0	16
CRABBE	3-1	98	13-23	.565	5-9	.556	0-0	---	0	4	4	4	6-0	5	4	0	31	10.3	11
NURKIC (TOT)	4-1	92	16-35	.457	0-0	---	5-16	.313	9	15	24	5	11-0	5	7	3	37	9.3	16
NURKIC (POR)	1-1	35	7-18	.389	0-0	---	2-5	.400	3	6	9	1	3-0	4	4	2	19	16.0	16
PLUMLEE	2-2	42	5-10	.500	0-0	---	7-10	.700	1	9	10	7	3-0	1	1	1	17	8.5	9
LEONARD	4-1	81	12-21	.571	8-12	.667	0-0	---	1	12	13	0	9-0	1	1	1	32	8.0	16
VONLEH	4-2	90	12-17	.706	0-0	---	7-8	.875	9	14	23	4	8-0	1	1	0	31	7.8	12
HARKLESS	3-3	81	10-19	.526	3-6	.500	0-4	.000	3	1	4	4	13-0	5	4	2	23	7.7	12
CONNAUGHTON	3-1	49	7-12	.583	4-5	.800	0-0	---	0	6	6	4	3-0	1	2	0	18	6.0	15
AMINU	4-2	113	5-25	.200	3-15	.200	6-7	.857	4	16	20	7	6-0	3	4	2	19	4.8	6
DAVIS	2-0	19	4-4	1.000	0-0	---	0-0	---	1	2	3	1	6-0	0	1	0	8	4.0	4
LAYMAN	3-0	34	2-16	.125	0-4	.000	0-0	---	2	2	4	1	1-0	2	1	1	4	1.3	4
QUARTERMAN	3-0	19	1-5	.200	0-2	.000	0-1	.000	0	5	5	3	1-0	1	2	0	2	0.7	2
TRAIL BLAZERS	4	960	145-325	.446	39-99	.394	64-80	.800	32	107	139	79	75-0	34	48	9	393	98.3	110
SPURS	4	960	158-327	.483	42-89	.472	66-81	.815	47	134	181	86	70-0	27	58	22	424	106.0	110

SACRAMENTO KINGS

500 David J. Stern Walk • Sacramento, CA 95814
(916) 928-0000 • www.kings.com



Dave Joergel

Owner Vivek Ranadivé
General Manager Vladi Divac
Vice President, Player Personnel & Development Peja Stojakovic
Assistant General Manager Brandon D. Williams
Head Coach Dave Joergel
Assistant Coaches Elston Turner, Bryan Gates, Bob Thornton,
Jason March, Duane Ticknor
Director of Sports Medicine Pete Youngman
Head Athletic Trainer Manny Romero
Head Performance & Strength Coach Ramsey Nijem
Vice President, Communications Joelle Terry
Home Court Golden 1 Center (17,608, built in 1988)
Radio KHTK (1140 AM): Gary Gerould
Television Comcast SportsNet: Grant Napear, Jerry Reynolds, Kayte Christensen,
Doug Christie



2017-18 SCHEDULE VS. KINGS

12/23	Saturday	9:00 p.m.	at Sacramento
1/8	Monday	9:00 p.m.	at Sacramento
1/28	Sunday	6:00 p.m.	in San Antonio
4/9	Monday	7:30 p.m.	in San Antonio

2016-17 RESULTS VS. KINGS

10/27	102-94	Spurs at Sacramento
11/16	110-105	Spurs at Sacramento
3/8	114-104	Spurs in San Antonio
3/19	118-102	Spurs in San Antonio

ALL-TIME RESULTS

76-77:	SA 3-1	90-91:	SA 3-1	04-05:	SA 3-1
77-78:	SA 4-0	91-92:	SA 3-1	05-06:	SA 2-1
78-79:	SA 3-1	92-93:	Tied 2-2	06-07:	SA 4-0
79-80:	Tied 1-1	93-94:	SA 3-1	07-08:	SA 3-1
80-81:	SA 4-2	94-95:	SA 4-0	08-09:	SA 3-0
81-82:	SA 5-1	95-96:	SA 3-1	09-10:	SA 4-0
82-83:	Tied 3-3	96-97:	SAC 3-1	10-11:	SA 3-0
83-84:	KC 5-1	97-98:	SA 4-0	11-12:	SA 2-1
84-85:	SA 4-2	98-99:	SA 2-1	12-13:	SA 4-0
85-86:	SAC 5-1	99-00:	SAC 3-1	13-14:	SA 3-0
86-87:	Tied 3-3	00-01:	Tied 2-2	14-15:	SA 3-1
87-88:	Tied 3-3	01-02:	SAC 3-1	15-16:	SA 3-0
88-89:	Tied 2-2	02-03:	SA 3-1	16-17:	SA 4-0
89-90:	SA 4-0	03-04:	Tied 2-2	TOTALS:	SA 116-55

SPURS-KINGS SERIES NOTES

OVERALL RECORD: 116-55 **HOME:** 65-20 **ROAD:** 51-35 **OT:** 5-5
CURRENT STREAK: Won 10 **HOME:** W 9 **ROAD:** W 5
SPURS BIGGEST WIN: 42, 109-67 on 1/10/98 in San Antonio
SPURS BIGGEST LOSS: 28, 130-102 on 10/29/76 at Kansas City
SPURS LAST WIN AT HOME: 118-102 on 3/19/17
SPURS LAST LOSS AT HOME: 88-86 on 01/20/12
SPURS LAST WIN ON THE ROAD: 110-105 on 11/16/16
SPURS LAST LOSS ON THE ROAD: 94-91 on 11/15/14

DID YOU KNOW?

Tim Duncan recorded four 20-20 games against Sacramento, more than any other opponent ... Dale Ellis, at the time with the Spurs, became the first player in NBA history to make 1,000 three-point field goals when he connected from downtown with 7:41 left in the third quarter against the Kings on 03/19/94 ... Larry Nene set an NBA record when he registered 11 steals vs. Kansas City on 12/26/76 ... San Antonio posted its 100th victory in the overall series against the Kings on 11/9/13 ... Spurs assistant coach Tim Udoka played for the Kings in the 2009-10 season, appearing in 20 games ... Spurs forward Rudy Gay spent four seasons in Sacramento from 2013 until 2017 ... he averaged 19.3 points, 6.0 rebounds and 2.8 assists over 223 games (222 starts) ... Sacramento guard George Hill was originally drafted by San Antonio in 2008 as the 26th overall pick ... he played three seasons for the Spurs, averaging 9.9, 2.4 rebounds and 2.4 assists in 331 contests ... Kings forward Zach Randolph and Spurs forward Rudy Gay were teammates for the Memphis Grizzlies from 2013 until 2017.

2016-17 SEASON SERIES (4-0) SAN ANTONIO SPURS VS. KINGS

PLAYER	G-GS	MIN	FG-FGA	PCT	3FG-FGA	PCT	FT-FTA	PCT	OFF	DEF	TOT	AST	PF-DQ	STL	TO	BLK	PTS	AVG	HI
LEONARD	3-3	93	21-47	.447	6-20	.300	14-15	.933	3	8	11	9	7-0	11	2	1	62	20.7	30
ALDRIDGE	3-3	87	21-42	.500	3-4	.750	10-12	.833	9	12	21	3	7-0	3	3	3	55	18.3	21
GASOL	4-2	88	22-40	.550	3-4	.750	13-20	.650	5	21	26	5	7-0	3	4	3	60	15.0	24
LEE	4-1	78	19-26	.731	0-0	---	7-10	.700	9	16	25	8	8-0	3	4	4	45	11.3	18
GINOBILI	3-0	60	11-29	.379	5-16	.313	2-2	1.000	0	8	8	12	4-0	5	5	1	29	9.7	19
MILLS	4-0	87	12-27	.444	9-20	.450	5-5	1.000	0	5	5	12	5-0	3	3	0	38	9.5	17
GREEN	3-3	74	10-25	.400	8-17	.471	0-0	---	3	8	11	6	6-0	2	3	0	28	9.3	14
PARKER	4-4	87	16-27	.593	0-0	.000	4-5	.800	0	7	7	19	3-0	2	5	2	36	9.0	16
SIMMONS	4-1	88	9-21	.429	3-6	.500	10-11	.909	2	4	6	11	16-1	0	5	2	31	7.8	14
DEDMON	3-1	50	8-10	.800	0-0	---	4-4	1.000	5	11	16	1	8-0	1	1	4	20	6.7	12
BERTANS	3-1	52	6-15	.400	3-11	.273	2-3	.667	2	5	7	4	6-0	1	0	3	17	5.7	8
ANDERSON	4-1	76	7-15	.467	2-3	.667	0-0	---	1	15	16	11	3-0	4	1	3	16	4.0	9
MURRAY	2-0	16	1-5	.200	0-0	---	2-3	.667	0	4	4	4	0-0	1	1	0	4	2.0	4
ANTHONY	2-2	101	1-2	.500	0-0	---	0	---	0	2	2	1	1-0	0	1	0	2	1.0	2
FORBES	3-0	14	0-7	.000	0-3	.000	1-2	.500	0	0	0	1	1-0	0	0	0	1	0.3	1
SPURS	4	960	164-338	.485	42-105	.400	74-92	.804	39	126	165	116	82-1	39	41	23	444	111.0	118
KINGS	4	960	147-315	.467	29-69	.420	82-102	.804	30	138	168	92	80-0	23	58	10	405	101.3	105

2016-17 SEASON SERIES (0-4) SACRAMENTO KINGS VS. SAN ANTONIO

PLAYER	G-GS	MIN	FG-FGA	PCT	3FG-FGA	PCT	FT-FTA	PCT	OFF	DEF	TOT	AST	PF-DQ	STL	TO	BLK	PTS	AVG	HI
COUSINS	2-2	74	18-47	.383	4-9	.444	25-30	.833	6	27	33	8	7-0	2	6	0	63	31.5	27
LABISSIERE	2-0	38	14-19	.737	0-0	---	1-1	1.000	4	9	13	2	4-0	0	6	1	29	14.5	15
GAY	2-2	65	6-21	.286	2-5	.400	14-16	.875	1	9	10	5	5-0	2	3	1	28	14.0	17
EVANS	1-1	29	9-13	.692	3-4	.750	5-7	.714	1	1	2	4	1-0	2	2	0	26	26.0	26
MCLEMORE	2-0	37	9-14	.643	2-4	.500	4-4	1.000	0	5	5	1	3-0	0	4	1	24	12.0	14
HIELD	2-1	51	12-23	.522	5-8	.625	0-0	---	0	7	7	6	0-0	1	1	0	29	14.5	18
CAULEY-STEIN	4-1	83	13-26	.500	0-0	---	14-19	.737	2	7	9	16	11-0	1	5	2	40	10.0	18
BARNES	2-0	55	7-13	.538	3-7	.429	1-2	.500	1	1	2	3	7-0	2	4	1	18	9.0	15
AFFLALO	3-0	84	9-25	.360	2-6	.333	2-2	1.000	1	9	10	3	4-0	2	1	0	22	7.3	8
TEMPLE	4-1	82	11-22	.500	4-10	.400	2-4	.500	0	12	12	12	7-0	4	5	0	28	7.0	15
GALLOWAY	1-0	23	4-8	.500	0-1	.000	0-0	---	1	0	1	2	4-0	0	1	0	8	8.0	8
KOUFOUS	4-4	79	12-26	.462	0-0	---	2-3	.667	4	23	27	4	9-0	1	5	0	26	6.5	12
LAWSON	2-2	101	10-24	.417	1-5	.200	4-5	.800	2	7	9	18	10-0	3	4	1	25	6.3	8
PAPAGIANNIS	1-0	24	2-7	.286	0-0	---	2-2	1.000	4	6	10	0	5-0	1	1	1	6	6.0	6
COLLISON	3-2	77	7-24	.292	0-3	.000	3-3	1.000	2	9	11	14	4-0	2	5	1	17	5.7	10
TOLLIVER	3-1	61	5-12	.417	3-7	.429	3-4	.750	1	4	5	4	5-0	0	2	1	16	5.3	9
KINGS	4	960	147-315	.467	29-69	.420	82-102	.804	30	138	168	92	80-0	23	58	10	405	101.3	105
SPURS	4	960	164-338	.485	42-105	.400	74-92	.804	39	126	165	116	82-1	39	41	23	444	111.0	118

BioSteel Centre, 30 British Columbia Road • Toronto, Ontario • M6K 3C3
(416) 815-2801 • www.raptors.com



President Masai Ujiri
General Manager Bobby Webster
Head Coach Dwane Casey
Assistant Coaches Rex Kalamian, Nick Nurse, Jama Mahalela
..... Patrick Mutumbo, Jim Sann
Assistant Coach/Director of Sports Science Alex McKechnie
Head Athletic Trainer Scott McCullough
Strength and Conditioning Coach Jon Lee
Senior Manager, Basketball Communications Roven Yau
Home Court Air Canada Centre (19,800, built in 1999)
Radio TSN Radio (1050 AM), The FAN (590 AM); Paul Jones, Eric Smith
..... Jack Armstrong, Sherman Hamilton
Television TSN, TSN 2, Sportsnet, Sportsnet ONE
..... Matt Devlin, Leo Rautins, Jack Armstrong, Sherman Hamilton



Dwane Casey

2017-18 SCHEDULE VS. RAPTORS

10/23 Monday 7:30 p.m. in San Antonio
1/19 Friday 6:00 p.m. at Toronto

2016-17 RESULTS VS. RAPTORS

1/3 110-82 Spurs in San Antonio
1/24 108-106 Spurs at Toronto

ALL-TIME RESULTS

95-96:	SA 2-0	07-08:	Tied 1-1
96-97:	Tied 1-1	08-09:	Tied 1-1
97-98:	SA 2-0	09-10:	Tied 1-1
98-99:	TOR 1-0	10-11:	SA 2-0
99-00:	Tied 1-1	11-12:	SA 1-0
00-01:	Tied 1-1	12-13:	SA 2-0
01-02:	Tied 1-1	13-14:	SA 2-0
02-03:	SA 2-0	14-15:	Tied 1-1
03-04:	SA 2-0	15-16:	Tied 1-1
04-05:	Tied 1-1	16-17:	SA 2-0
05-06:	SA 2-0	TOTALS:	SA 31-11
06-07:	SA 2-0		

SPURS-RAPTORS SERIES NOTES

OVERALL RECORD: 31-11 **HOME:** 17-4 **ROAD:** 14-7 **OT:** 1-1
CURRENT STREAK: Won 3 **HOME:** W 8 **ROAD:** L 3
SPURS BIGGEST WIN: 28, 110-82 on 1/3/17 in San Antonio
SPURS BIGGEST LOSS: 33, 125-92 on 2/19/97 in San Antonio
SPURS LAST WIN AT HOME: 110-82 on 1/3/17
SPURS LAST LOSS AT HOME: 93-83 on 12/28/07
SPURS LAST WIN ON THE ROAD: 108-106 on 1/24/17
SPURS LAST LOSS ON THE ROAD: 97-94 on 12/9/15

DID YOU KNOW?

The Spurs first ever game in the AT&T Center was against the Raptors on 11/1/02 ... 18,797 fans witnessed Tim Duncan's 22-point, 15-rebound performance as San Antonio defeated Toronto 91-72 ... the Raptors 98-92 win over the Spurs in Toronto on 12/5/99 was their first win vs. San Antonio in Toronto in the five-year history of the match-up ... the Spurs set a franchise record for lowest field goal percentage when they shot .239 (22-92) on 2/7/02 ... the Raptors won the game 80-74 in overtime ... Toronto guard Norman Powell and Spurs guard forward Kyle Anderson were teammates at UCLA from 2012 until 2014.

2016-17 SEASON SERIES (2-0) SAN ANTONIO SPURS VS. TORONTO

PLAYER	G-GS	MIN	FG-FGA	PCT	3FG-FGA	PCT	FT-FTA	PCT	OFF DEF TOT	AST	PF	DO	STL	TO	BLK	PTS	AVG	HI	
LEONARD	1-1	28	8-12	.667	5-7	.714	4-5	.800	2 2	0 3	4	2	2	2	0	3	25	25.0	25
ALDRIDGE	2-2	61	17-30	.567	1-1	1.000	9-11	.818	0 14	14 8	7	0	1	2	1	44	22.0	23	
PARKER	1-1	22	6-9	.667	1-1	1.000	2-2	1.000	0 2	2 8	1	0	1	0	15	15.0	15		
MILLS	2-0	48	10-19	.526	4-9	.444	0-1	.000	0 3	3 6	3	0	4	2	0	24	12.0	18	
LEE	2-1	36	8-13	.615	0-0	---	3-4	.750	3 7	7 10	3	2	1	2	1	19	9.5	11	
BERTANS	2-0	23	6-9	.667	3-6	.500	2-2	1.000	0 2	2 3	0	0	1	1	2	17	8.5	12	
FORBES	1-0	12	3-4	.750	2-3	.667	0-0	---	0 1	1 0	2	0	0	0	0	8	8.0	8	
MURRAY	2-1	31	5-10	.500	0-1	.000	3-4	.750	1 4	5 5	2	5	1	7	3	13	6.5	11	
GINOBILI	2-0	40	4-14	.286	2-6	.333	2-5	.400	0 1	1 3	1	0	1	3	0	12	6.0	8	
SIMMONS	1-0	20	3-9	.333	0-3	.000	0-0	---	0 4	4 3	2	0	1	3	1	6	6.0	6	
ANDERSON	2-1	39	3-7	.429	0-0	---	4-4	1.000	2 6	8 6	3	0	0	2	1	10	5.0	8	
DEDMON	2-0	43	3-4	.750	0-0	---	4-6	.667	4 7	11 2	5	0	0	1	1	10	5.0	7	
GASOL	1-1	19	1-6	.167	0-0	---	3-4	.750	0 4	4 3	1	0	0	0	4	5	5.0	5	
GREEN	2-2	57	4-17	.235	2-11	.182	0-0	---	1 9	10 3	2	0	2	3	4	10	5.0	6	
SPURS	2	480	81-163	.497	20-48	.417	36-48	.750	12 67	79 52	36	0	14	27	21	218	109.0	110	
RAPTORS	2	480	69-167	.413	10-43	.233	40-50	.800	24 64	88 18	42	0	17	27	12	188	94.0	106	

2016-17 SEASON SERIES (0-2) TORONTO RAPTORS VS. SAN ANTONIO

PLAYER	G-GS	MIN	FG-FGA	PCT	3FG-FGA	PCT	FT-FTA	PCT	OFF DEF TOT	AST	PF-DO	STL	TO	BLK	PTS	AVG	HI
DEROZAN	1-1	32	12-21	.571	0-0	---	2-3	.667	1 3 4	2	2-0	0	3	0	26	26.0	26
ROSS	2-0	55	13-21	.619	5-11	.455	7-10	.700	0 5 5	0	3-0	1	4	2	38	19.0	21
IBAKA (TOT)	1-1	34	7-11	.636	2-4	.500	2-2	1.000	1 6 7	2	2-0	2	0	1	18	18.0	18
LOWRY	2-2	71	11-32	.344	4-14	.287	13-14	.929	0 7 7	4	7-0	0	6	1	36	18.0	30
PATTERSON	1-0	21	5-6	.833	2-3	.667	0-0	---	0 5 5	1	1-0	0	0	0	12	12.0	12
JOSEPH	2-0	50	8-17	.471	1-2	.500	4-5	.800	0 6 6	5	2-0	3	2	0	21	10.5	11
POWELL	2-1	47	8-20	.400	0-5	.000	2-2	1.000	0 6 6	3	3-0	3	1	1	18	9.0	16
CARROLL	2-2	33	3-13	.231	1-6	.167	5-6	.833	6 3 9	0	3-0	3	1	0	12	6.0	10
VALANCIUNAS	2-2	51	3-12	.250	0-0	---	5-6	.833	4 15 19	2	7-0	1	5	2	11	5.5	9
TUCKER (TOT)	3-2	74	5-16	.313	2-11	.182	2-2	1.000	0 7 7	3	7-0	6	5	1	14	4.7	7
POELTL	1-0	26	1-4	.250	0-0	---	2-4	.500	6 3 9	0	2-0	2	2	0	4	4.0	4
NOGUEIRA	2-0	48	3-11	.273	0-1	.000	0-0	---	5 9 14	1	7-0	2	1	5	6	3.0	6
SIAKAM	1-1	26	1-4	.250	0-0	---	0-0	---	1 1 2	0	2-0	0	0	1	2	2.0	2
VANVLEET	2-0	5	1-2	.500	0-0	---	0-0	---	0 0 0	0	0-0	1	0	0	2	1.0	2
CABOCLO	1-0	3	0-0	---	0-0	---	0-0	---	0 0 0	0	0-0	0	0	0	0	0.0	0
SULLINGER	1-1	12	0-4	.000	0-1	.000	0-0	---	1 1 2	0	3-0	1	0	0	0	0.0	0
Raptors	2	413	69-167	.413	10-43	.233	40-50	.800	24 64 88	18	42-0	17	27	12	188	94.0	106
SPURS	2	480	81-163	.497	20-48	.417	36-48	.750	12 67 79	52	36-0	14	27	21	218	109.0	110



Quin Snyder

301 West South Temple • Salt Lake City, UT 84101
(801) 325-2500 • www.utahjazz.com

Owner & Chairman Gail Miller
President Steve Starks
General Manager Dennis Lindsey
Head Coach Quin Snyder
Assistant Coaches Johnnie Bryant, Alex Jensen, Igor Kokoskov
..... Zach Guthrie, Lamar Skeeter, Antonio Lang, Jeff Watkinson, Mike Wells
Head Athletic Trainer Eric Waters
Head Strength & Conditioning Coach Isaiah Wright
Senior Vice President, Communications Derek Garduno
Home Court Vivint Smart Home Arena (19,911, built in 1991)
Radio KZNS (1280 AM/97.5 FM The Zone); David Locke, Ron Boone
Television ROOT Sports; Craig Bolerjack, Matt Kenney, Kristen Kenney



2017-18 SCHEDULE VS. JAZZ

12/21	Thursday	9:30 p.m.	at Utah
2/3	Saturday	8:00 p.m.	in San Antonio
2/12	Monday	8:00 p.m.	at Utah
3/23	Friday	7:30 p.m.	in San Antonio

2016-17 RESULTS VS. JAZZ

11/1	106-91 Jazz in San Antonio
11/4	100-86 Spurs at Utah
4/2	109-103 Spurs in San Antonio
4/12	101-97 Jazz at Utah

ALL-TIME RESULTS

76-77:	SA 3-1	97-98:	UT 3-1
77-78:	SA 3-1	98-99:	SA 2-1
78-79:	Tied 2-2	99-00:	Tied 2-2
79-80:	Tied 1-1	00-01:	SA 4-0
80-81:	SA 5-1	01-02:	SA 4-0
81-82:	Tied 3-3	02-03:	SA 4-0
82-83:	SA 5-1	03-04:	SA 4-0
83-84:	SA 4-2	04-05:	Tied 2-2
84-85:	UT 5-1	05-06:	SA 3-0
85-86:	UT 4-2	06-07:	Tied 2-2
86-87:	UT 4-2	07-08:	Tied 2-2
87-88:	Tied 3-3	08-09:	SA 3-0
88-89:	UT 5-1	09-10:	UT 4-0
89-90:	SA 3-2	10-11:	SA 3-0
90-91:	UT 3-2	11-12:	SA 3-1
91-92:	UT 4-1	12-13:	SA 2-1
92-93:	Tied 3-3	13-14:	SA 4-0
93-94:	UT 5-0	14-15:	UT 2-1
94-95:	SA 3-2	15-16:	SA 4-0
95-96:	SA 3-1	16-17:	Tied 2-2
96-97:	UT 3-1	TOTALS:	SA 103-78

2016-17 SEASON SERIES (2-2) SAN ANTONIO SPURS VS. UTAH

PLAYER	G-GS	MIN	FG-FGA	PCT	3FG-FGA	PCT	FT-FTA	PCT	OFF	DEF	TOT	AST	PF-DQ	STL	TO	BLK	PTS	AVG	HI
LEONARD	4-4	134	32-64	.500	10-17	.588	24-25	.960	7	20	27	15	6-0	4	7	3	98	24.5	30
ALDRIDGE	3-3	99	24-43	.558	0-2	.000	10-11	.909	3	12	15	1	4-0	5	3	3	58	19.3	21
PARKER	3-3	87	15-28	.536	0-1	.000	11-14	.786	0	9	9	13	8-0	1	7	0	47	13.7	21
MILLS	3-1	63	13-24	.542	6-13	.462	0-0	---	1	5	6	10	5-0	2	3	0	32	10.7	16
GASOL	4-2	101	20-42	.476	2-6	.333	0-0	---	8	25	33	7	6-0	1	3	6	42	10.5	13
GINOBI	3-0	55	6-15	.400	3-7	.429	7-7	1.000	0	6	6	5	3-0	2	6	1	22	7.3	9
BERTANS	3-1	62	6-17	.353	5-14	.357	1-1	1.000	1	7	8	2	5-0	2	1	0	18	6.0	11
SIMMONS	4-1	96	10-28	.357	1-7	.143	3-4	.750	1	8	9	8	9-0	3	5	0	24	6.0	17
ANDERSON	4-2	86	5-16	.313	1-3	.333	7-7	1.000	2	13	15	7	8-0	9	2	1	18	4.5	8
DEMDON	4-2	62	8-16	.500	0-0	---	1-4	.250	8	18	26	1	9-0	2	4	6	17	4.3	8
LEE	3-0	40	5-8	.625	0-0	---	1-1	1.000	3	3	6	2	4-0	1	3	0	11	3.7	5
FORBES	3-0	25	3-6	.500	2-4	.500	0-0	---	0	2	2	3	2-0	0	0	0	8	2.7	8
GREEN	1-1	20	1-6	.167	0-2	.000	0-0	---	2	2	4	2	1-0	2	1	1	2	2.0	2
MURRAY	3-0	9	1-3	.333	0-0	---	2-2	1.000	0	0	1	1	1-0	0	0	0	4	1.3	2
LAPROVITOLA2-0	19	0	0-0	.000	0-4	.000	2-2	1.000	0	1	1	1	3-0	0	3	0	2	1.0	2
ANTHONY	1-0	3	0-0	---	0-0	---	0-0	---	0	0	0	0	0-0	0	0	0	0	0.0	0
SPURS	4	960	149-322	.463	30-80	.375	69-78	.885	36	131	167	78	74-0	34	49	21	397	99.3	109
JAZZ	4	960	150-322	.466	45-107	.421	51-75	.680	30	123	153	85	73-0	28	50	25	396	99.0	106

2016-17 SEASON SERIES (2-2) UTAH JAZZ VS. SAN ANTONIO

PLAYER	G-GS	MIN	FG-FGA	PCT	3FG-FGA	PCT	FT-FTA	PCT	OFF	DEF	TOT	AST	PF-DQ	STL	TO	BLK	PTS	AVG	HI
HILL	3-3	83	18-33	.545	7-13	.538	5-6	.833	2	5	7	15	5-0	2	1	0	48	16.0	22
HAYWARD	2-2	58	13-28	.464	1-6	.167	3-5	.600	2	3	5	5	4-0	2	3	1	30	15.0	16
HOOD	4-3	107	19-47	.404	9-25	.360	5-7	.714	2	13	15	7	10-0	4	4	0	52	13.0	19
MACK	4-0	92	17-34	.500	5-8	.625	8-10	.800	2	4	6	7	6-0	5	5	1	47	11.8	14
DIAW	2-2	34	11-13	.846	1-2	.500	0-0	---	2	2	4	3	5-0	1	3	0	23	11.5	19
GOBERT	4-4	132	17-30	.567	0-0	---	9-17	.529	12	31	43	7	8-0	0	8	7	43	10.8	19
J. JOHNSON	4-2	103	16-32	.500	8-16	.500	3-4	.750	0	7	7	13	5-0	1	3	1	43	10.8	14
INGLES	4-1	96	11-24	.458	8-17	.471	2-4	.500	0	8	8	8	13-0	6	9	0	32	8.0	9
LYLES	3-0	67	7-25	.280	3-11	.273	5-7	.714	2	15	17	5	3-0	1	2	3	22	7.3	15
FAVORIS	3-2	63	10-27	.370	0-0	---	0-0	---	2	13	15	2	2-0	5	5	2	20	6.7	14
EXUM	4-1	87	8-20	.400	2-7	.286	2-3	.667	2	12	14	9	9-0	1	5	5	20	5.0	7
WITHEY	4-0	31	2-8	.250	0-1	.000	9-12	.750	2	8	10	0	3-0	0	0	4	13	3.3	4
BURKS	1-0	5	1-1	1.000	1-1	1.000	0-0	---	0	2	2	0	0-0	0	0	1	3	3.0	3
JAZZ	4	960	150-322	.466	45-107	.421	51-75	.680	30	123	153	85	73-0	28	50	25	396	99.0	106
SPURS	4	960	149-322	.463	30-80	.375	69-78	.885	36	131	167	78	74-0	34	49	21	397	99.3	109

601 F Street, NW • Washington, D.C. 20004
(202) 661-5000 • www.washingtonwizards.com



Founder, Chairman & Majority Owner Ted Leonsis
President of Basketball Operations Ernie Grunfeld
Senior Vice President of Basketball Operations Tommy Sheppard
Vice President of Player Personnel Frank Ross
Head Coach Scott Brooks
Assistant Coaches Tony Brown, Sidney Lowe, Chad Iske, Mike Terpstra, Maz Trah
Assistant Coach/Director of Player Development David Adkins
Director of Coaching Administration Eric Sebastian
Vice President of Player Programs Ed Tapscott
Vice President of Basketball Analytics/Salary Cap Management Brett Greenberg
Head Athletic Trainer Corey Bennett
Director of Athletic Performance/Strength and Conditioning Navin Hettiarachchi
Director of Player Rehabilitation Jesse Phillips



Scott Brooks

2017-18 SCHEDULE VS. WIZARDS

3/21 Wednesday 8:30 p.m. in San Antonio
12/2 Tuesday 6:00 p.m. at Washington

2016-17 RESULTS VS. WIZARDS

11/26 112-100 Spurs at Washington
12/2 107-105 Spurs in San Antonio

ALL-TIME RESULTS

76-77:	Tied 2-2	97-98:	Tied 1-1
77-78:	Tied 2-2	98-99:	DNP
78-79:	WAS 3-1	99-00:	Tied 1-1
79-80:	SA 4-2	00-01:	SA 2-0
80-81:	Tied 1-1	01-02:	SA 2-0
81-82:	Tied 1-1	02-03:	Tied 1-1
82-83:	SA 2-0	03-04:	SA 2-0
83-84:	Tied 1-1	04-05:	Tied 1-1
84-85:	WAS 2-0	05-06:	Tied 1-1
85-86:	SA 2-0	06-07:	SA 2-0
86-87:	WAS 2-0	07-08:	SA 2-0
87-88:	WAS 2-0	08-09:	SA 2-0
88-89:	Tied 1-1	09-10:	SA 2-0
89-90:	SA 2-0	10-11:	SA 2-0
90-91:	SA 2-0	11-12:	SA 1-0
91-92:	WAS 2-0	12-13:	SA 2-0
92-93:	Tied 1-1	13-14:	SA 2-0
93-94:	SA 2-0	14-15:	Tied 1-1
94-95:	SA 2-0	15-16:	Tied 1-1
95-96:	Tied 1-1	16-17:	SA 2-0
96-97:	WAS 2-0	TOTALS:	SA 57-32

SPURS-WIZARDS SERIES NOTES

OVERALL RECORD: 57-32 **HOME:** 35-10 **ROAD:** 22-22 **OT:** 2-1
CURRENT STREAK: Won 3 **HOME:** W 16 **ROAD:** W 1
SPURS BIGGEST WIN: 31 2X, latest 98-67 on 2/21/09 at Washington
SPURS BIGGEST LOSS: 25, 133-108 on 2/11/87 in San Antonio
SPURS LAST WIN AT HOME: 107-105 on 12/2/16
SPURS LAST LOSS AT HOME: 99-89 on 12/11/99
SPURS LAST WIN ON THE ROAD: 112-100 on 11/26/16
SPURS LAST LOSS ON THE ROAD: 102-99 on 11/4/15

DID YOU KNOW?

The Spurs and Bullets met in the Eastern Conference Finals in 1979 ... the Spurs led the series 3-1 but the Bullets won the next three games and advanced to the 1979 NBA Finals ... George Gervin has San Antonio's top playoff scoring performance against Washington with 46 points on 4/18/78 ... Washington's Elvin Hayes owns the Spurs opponent playoff record for rebounds with 23 on 5/9/79 ... Wizards center Ian Mahinmi was originally drafted by the Spurs with the 28th overall pick in the 2005 NBA Draft ... he spent three seasons with the Silver and Black (2007-10) averaging 3.8 points and 1.8 rebounds in 32 contests.

2016-17 SEASON SERIES (2-0) SAN ANTONIO SPURS VS. WASHINGTON

PLAYER	G-GS	MIN	FG-FGA	PCT	3FG-FGA	PCT	FT-FTA	PCT	OFF DEF TOT	AST	PF-DO	STL	TO	BLK	PTS	AVG	HI
ALDRIDGE	2-2	70	17-31	.548	1-3	.333	8-12	.667	4 8 12	1 5 6	7 2-0	5 4	1 3	1	43	21.5	24
LEONARD	2-2	70	14-32	.438	3-10	.300	11-13	.846	1 5 6	7 2-0	5 4	0 4	0	0	42	21.0	23
PARKER	1-1	27	8-13	.615	1-1	1.000	3-3	1.000	1 0 1	3 1-0	0 3	0 3	0	0	20	20.0	20
GASOL	2-2	63	12-23	.522	1-3	.333	2-8	.250	6 14 20	4 3-0	2 3	3 2	3	2	17	13.5	19
GINOBI	1-0	24	4-6	.667	1-3	.333	4-4	1.000	0 1 1	7 2-0	3 2	0 2	0	0	13	13.0	13
MILLS	2-0	47	8-16	.500	5-9	.556	2-2	1.000	1 6 7	12 2-0	0 2	0 2	0	0	23	11.5	13
SIMMONS	2-0	37	5-6	.833	1-2	.500	9-10	.900	1 0 1	5 5-0	4 3	2 2	0	0	20	10.0	15
LEE	2-0	38	5-10	.500	0-0	---	2-4	.500	3 11 14	3 4-0	0 2	2 2	12	6	8	8	8
GREEN	2-2	52	3-8	.375	3-8	.375	0-0	---	0 5 5	3 3-0	1 4	1 1	9	4	5	6	6
LAPROVITOLAZ	1	21	2-5	.400	1-3	.333	2-2	1.000	0 1 1	3 3-0	2 2	0 0	7	3	5	7	7
ANDERSON	1-0	9	1-1	1.000	0-0	---	1-2	.500	0 1 1	0 0-0	0 0	0 0	3	3	3	3	3
BERTANS	1-0	11	0-2	.000	0-2	.000	0-0	---	0 1 1	1 0-0	0 0	0 0	1	0	0	0	0
DEDMON	1-0	8	0-2	.000	0-0	---	0-0	---	1 3 4	0 3-0	0 1	0 0	0 0	0	0	0	0
FORBES	1-0	1	0-0	---	0-0	---	0-0	---	0 1 1	0 0-0	0 0	0 0	0 0	0	0	0	0
MURRAY	1-0	1	0-0	---	0-0	---	0-0	---	0 0 0	0 0-0	0 0	0 0	0 0	0	0	0	0
SPURS	2	480	79-155	.510	17-44	.386	44-62	.710	18 57 75	49 34-0	18 29	10	219	109.5	112		
WIZARDS	2	480	83-169	.491	13-33	.394	26-32	.813	21 62 83	46 52-1	24 34	4	205	102.5	105		

2016-17 SEASON SERIES (0-2) WASHINGTON WIZARDS VS. SAN ANTONIO

PLAYER	G-GS	MIN	FG-FGA	PCT	3FG-FGA	PCT	FT-FTA	PCT	OFF DEF TOT	AST	PF-DO	STL	TO	BLK	PTS	AVG	HI
BEAL	2-2	68	18-34	.529	8-14	.571	4-5	.800	2 4 6	5 2-0	2 2	0 0	48	24.0	22		
WALL	2-2	74	16-32	.500	1-2	.500	5-7	.714	0 5 5	20 4-0	4 7	0 8	19	21.0	21		
GORTAT	2-2	75	13-23	.565	0-0	---	5-6	.833	8 20 28	3 9-1	2 3	2 2	31	15.5	21		
PORTER	2-2	74	12-18	.667	2-4	.500	3-3	1.000	2 18 20	5 6-0	7 4	0 0	29	14.5	15		
BOGDANOVIC	2-2	50	9-21	.429	3-7	.429	4-5	.800	0 7 7	4 3-0	0 2	0 2	25	12.5	20		
MORRIS	2-2	56	8-16	.500	2-3	.667	6-6	1.000	2 3 5	4 7-0	1 5	1 1	24	12.0	12		
BURKE	2-0	20	5-11	.455	0-1	.000	0-0	---	0 1 1	0 3-0	1 0	1 0	2	2.0	2		
SMITH	2-0	30	5-12	.417	0-1	.000	0-0	---	3 4 7	0 6-0	0 1	0 0	10	5.0	6		
THORNTON	2-0	32	3-10	.300	0-2	.000	1-1	1.000	3 4 7	2 5-0	4 2	0 7	7	3.5	5		
OUBRE	2-0	15	2-5	.400	0-2	.000	1-2	.500	0 2 2	2 2-0	0 2	0 0	5	2.5	4		
JENNINGS	1-0	18	1-1	1.000	0-0	---	0-0	---	0 3 3	3 0-0	0 1	0 0	2	2.0	2		
MCCULLOUGH	1-0	5	1-2	.500	0-1	.000	0-0	---	0 0 0	0 1-0	0 0	0 0	2	2.0	2		
NICHOLSON	1-0	7	1-4	.250	0-2	.000	0-0	---	0 1 1	0 3-0	1 0	1 0	2	2.0	2		
MAHINMI	1-0	14	0-1	.000	0-0	---	1-2	.500	0 1 1	0 3-0	1 1	0 1	1	1.0	1		
MCCLELLAN	1-0	1	0-0	---	0-0	---	0-0	---	0 0 0	0 0-0	0 0	0 0	0	0.0	0		
SATORANSKY	1-0	12	0-3	.000	0-2	.000	0-0	---	1 0 1	3 3-0	2 1	0 0	0	0.0	0		
WIZARDS	2	480	83-169	.491	13-33	.394	26-32	.813	21 62 83	46 52-1	24 34	4	205	102.5	105		
SPURS	2	480	79-155	.510	17-44	.386	44-62	.710	18 57 75	49 34-0	18 29	10	219	109.5	112		

MEDIA/PR CONTACTS

SPURS PR CONTACTS

Tom James

Senior Director of Basketball Communications
Office: 210-444-5730 Cell: 210-823-8921
tjames@attcenter.com

Kris Davis

Basketball Communications Manager
Office: 210-444-5731 Cell: 210-849-7069
kdavis@attcenter.com

Jordan Howenstine

Basketball Communications Coordinator
Office: 210-444-5733 Cell: 517-648-7752
jhowenstine@attcenter.com

Meredith Collier

Corporate Communications Manager
Office: 210-444-5608 Cell: 979-777-6112
mcollier@attcenter.com

Lauren Venticinque

Basketball Communications Assistant
Office: 210-444-5732 Cell: 210-392-1047
lventi@attcenter.com

NEWSPAPERS

San Antonio Express-News

Main Number (210) 250-3000 Sports Line (210) 250-3358
P.O. Box 2171, San Antonio, TX 78297
Sports Editor: Jim Lefko
Spurs Beat Writer: Jeff McDonald
Columnist: Mike Finger
Spurs Nation: Jabari Young, Tom Orsborn

La Prensa

Main Number (210) 242-7900
318 S. Flores, San Antonio, TX 78204
Sports Writer: Jose Franco

WIRE SERVICES

Associated Press

Phone (210) 222-2713 P.O. Box 2171, San Antonio, TX 78297
San Antonio Contact: Raul Dominguez

RADIO

WOAI (1200 AM)

Phone (210) 736-9700 6222 NW I-10, San Antonio, TX 78201
Spurs Play-by-Play: Bill Schoening
Program Director: Brian Gann
Talent: Joe Pagliarulo, Charlie Parker

THE TICKET (760 AM)

Phone (210) 736-9700 6222 NW I-10, San Antonio, TX 78201
Talent: Mike Taylor

ESPN RADIO (1250 AM)

Phone (210) 654-5100 4050 Eisenhower Rd., San Antonio, TX 78218
Talent: Jason Minnix, Ari Temkin, Rob Thompson, David Chancellor

TELEVISION

KABB (FOX, Channel 29)

Phone (210) 442-6318 4335 NW Loop 410, San Antonio, TX 78229
Sports Department: Chuck Miketinac, Hanah Trippett, Jack Greene

KENS (CBS, Channel 5)

Phone (210) 377-8649 P.O. Box TV-5, San Antonio, TX 78229
Sports Department: Joe Reinagel, Vinnie Venzetta, Marcus Floyd

KSAT (ABC, Channel 12)

Phone (210) 351-1270 1408 N. St. Mary's, San Antonio, TX 78298
Sports Department: Greg Simmons, Larry Ramirez, Mark Mendez, Mike Klein, Daniel Villanueva

KVDA (Spanish, Channel 60)

Phone (210) 340-8860 6234 San Pedro, San Antonio, TX 78216
Sports Department: Luis Ortiz

KWEX (Spanish, Channel 41)

Phone (210) 242-7444 12451 Network Blvd. Suite 140, San Antonio, TX 78249
Sports Department: Jonathan Solarte, Alejandra Becerra

WOAI (NBC, Channel 4)

Phone (210) 476-1025 4335 NW Loop 410, San Antonio, TX 78229
Sports Department: Don Harris, David Chancellor, Hanah Trippett

SPECTRUM NEWS

Phone (210) 582-9440 403 Urban Loop San Antonio, TX 78207
Sports: Jeff Platt





SAN ANTONIO

2017-18 SEASON

OCTOBER

SUN	MON	TUE	WED	THU	FRI	SAT
1		3	4	5	6	7
8	9	10	11	12		14
15	16	17	18 MIN 8:30pm	19	20	21 CHI 7:00pm
22	23 TOR 7:30pm	24	25 MIA 7:00pm	26	27 ORL 6:00pm	28
29 IND 3:30pm	30 BOS 6:30pm	31				

NOVEMBER

SUN	MON	TUE	WED
			1
5 PHX 6:00pm	6	7 LAC 7:30pm	8
12	13	14 DAL 7:30pm	15 MI 7:00pm
19	20 ATL 7:30pm	21	22 NO 7:00pm
26	27 DAL 7:30pm	28	29 MI 7:30pm

JANUARY

SUN	MON	TUE	WED	THU	FRI	SAT
	1	2 NYK 6:30pm	3 PHI 6:00pm	4	5 PHX 7:30pm	6
7 POR 8:00pm	8 SAC 9:00pm	9	10	11 LAL 9:30pm	12	13 DEN 7:30pm
14	15 ATL 2:00pm	16	17 BKN 6:30pm	18	19 TOR 6:00pm	20
21 IND 6:00pm	22	23 CLE 7:00pm	24 MEM 7:00pm	25	26 PHI 7:30pm	27
28 SAC 6:00pm	29	30 DEN 7:30pm	31			

FEBRUARY

SUN	MON	TUE	WED
			1 PHX 9:30pm
4	5	6	7
11	12 UTH 8:00pm	13 DEN 9:30pm	14
18	19	20	21
25 CLE 2:30pm	26	27	28 NO 7:30pm

APRIL

SUN	MON	TUE	WED	THU	FRI	SAT
1 HOU 2:30pm	2	3 LAC 9:30pm	4 LAL 9:30pm	5	6	7 POR 8:00pm
8	9 SAC 7:30pm	10	11 NOP 7:00pm	12	13	14

AWAY GAME

HOME GAME

All games are listed in Central Time
Dates and times subject to change.

SEASON PRESENTED BY



Spurs Ticket

SPURS

ON SCHEDULE

WED	THU	FRI	SAT
	2 GSW 7:00pm	3 CHA 7:30pm	4
	9	10 MIL 8:00pm	11 CHI 7:30pm
IN 0pm	16	17 OKC 7:00pm	18
DP 0pm	23	24	25 CHA 6:00pm
EM 0pm	30		

WED	THU	FRI	SAT
	1 HOU 7:00pm	2	3 UTH 8:00pm
HX 0pm	8	9	10 GSW 7:30pm
	15	16	17
	22	23 DEN 8:00pm	24
DP 0pm			

SUN	MON	TUE	WED	THU	FRI	SAT
					1 MEM 7:00pm	2
3 OKC 6:00pm	4 DET 7:30pm	5	6 MIA 7:30pm	7	8 BOS 8:30pm	9 PHX 8:00pm
10	11	12 DAL 8:30pm	13	14	15 HOU 8:30pm	16 DAL 7:30pm
17	18 LAC 7:30pm	19	20 POR 9:00pm	21 UTH 9:30pm	22	23 SAC 9:00pm
24	25	26 BKN 7:30pm	27	28 NYK 7:30pm	29	30 DET 6:00pm

SUN	MON	TUE	WED	THU	FRI	SAT
				1	2	3 LAL 8:00pm
4	5 MEM 7:30pm	6	7	8 GSW 9:30pm	9	10 OKC 7:30pm
11	12 HOU 7:00pm	13 ORL 7:30pm	14	15 NOP 7:30pm	16	17 MIN 7:30pm
18	19 GSW 8:30pm	20	21 WAS 8:30pm	22	23 UTH 7:30pm	24
25 MIL 2:30pm	26	27 WAS 6:00pm	28	29 OKC 7:00pm	30	

st on **FOX Sports Southwest** are also available for streaming
via the **Official Spurs App** presented by BBVA Compass.

h be heard on **WOAI 1200-AM** and in Spanish on **KCOR 1350-AM**

Budweiser

et Info: **210-225-TEAM | SPURS.COM**